

CAROLINA

2003 Tar Heel Football

Date: Saturday, September 20, 2003

Time: Noon

TV: ESPN (Mark Jones, play-by-play; Bob Davie, color analyst; Holly Rowe, sideline reporter)

Site: Camp Randall (field turf, 76,634)

Series Record: First Meeting



Last Meeting: First Meeting

Rankings: Neither team is ranked

Radio: Tar Heel Sports Radio Network, a division of Learfield Communications. Woody Durham (play-by-play), Mick Mixon (color) and Stephen Gates (sideline) provide the call. A live broadcast also is available on the University of North Carolina's official athletic website, TarHeelBlue.com

Websites: North Carolina (TarHeelBlue.com); Wisconsin (uwbadgers.com)

Injuries: TBA


vs.


**North Carolina (0-2, 0-1) vs.
Wisconsin (2-1, 0-0)**

Series Record: First Meeting
Fast Fact: The last time Carolina faced a team from the Big Ten was in 1999 when the Tar Heels defeated Indiana, 42-30, in Bloomington.

NORTH CAROLINA

Aug. 30	#13 Florida State	L, 0-37, ABC
Sept. 6	Syracuse	L, 47-49 (3 OT)
Sept. 20	at Wisconsin	Noon, ESPN
Sept. 27	at NC State	TBA
Oct. 4	Virginia	TBA
Oct. 11	at East Carolina	TBA
Oct. 18	Arizona State	TBA
Oct. 25	at Clemson	TBA
Nov. 1	at Maryland	TBA
Nov. 8	Wake Forest	TBA
Nov. 15	at Georgia Tech	TBA
Nov. 22	Duke	TBA

WISCONSIN

Aug. 30	at West Virginia	W, 24-17
Sept. 6	Akron	W, 48-31
Sept. 13	UNLV	L, 5-23
Sept. 20	North Carolina	Noon, ESPN
Sept. 27	at Illinois	
Oct. 4	at Penn State	
Oct. 11	Ohio State	
Oct. 18	Purdue	
Oct. 25	at Northwestern	
Nov. 8	at Minnesota	
Nov. 15	Michigan State	
Nov. 22	Iowa	

North Carolina (0-2, 0-1 ACC) plays its first road game and second consecutive non-conference contest of the 2003 season on Saturday, Sept. 20, at Big Ten conference foe Wisconsin (2-1, 0-0). The game will be televised nationally by ESPN at Noon (EST).

Carolina opened the season with back-to-back home losses, including a 37-0 shutout loss to FSU, and a disappointing triple-overtime loss to Syracuse on Sept. 6. Carolina did not play last weekend (Sept. 13). The Wisconsin game is the first of 10 straight games for the Tar Heels who play at NC State and at home against Virginia after returning from Madison.

Wisconsin is coming off a 23-5 home loss to UNLV.

Carolina is making its first visit to Camp Randall and is facing a Big Ten opponent for the first time since beating Indiana in 1999. UNC and Wisconsin will complete a home-and-home series in 2005 when the Badgers visit Chapel Hill on September 17.

UNC-WISCONSIN/BIG TEN NOTES

- Carolina and Wisconsin are meeting for the first time in school history on Saturday.
- Carolina is 11-6-0 against teams in the Big Ten.
- The last time Carolina played a Big Ten opponent was in 1999 when UNC beat Indiana, 42-30, in Bloomington.
- The last time Carolina played a Big Ten team ranked in the Top 25 was in 1979 when UNC beat #14 Michigan, 17-15, in the Gator Bowl. The unranked Tar Heels, behind the running of Amos Lawrence and passing of Matt Kupec, trailed 9-0 but rallied to post 17 straight points. Lawrence rushed for 118 yards on 23 carries and Kupec was 18 of 28 for 161 yards and one touchdown. Both were named co-Most Valuable Players.
- Carolina place-kicker Dan Orner played two years at Michigan State, but never kicked for the Spartans and transferred to North Carolina in 2001. He sat out the 2001 season and earned the starting position in 2002. Last season, he connected on 9 of 12 field goal attempts and 26 of 27 point after attempts. He

tied an NCAA record with three field goals of at least 50 yards in the 2002 win at Syracuse. This season, Orner is 2 of 4 in field goal attempts and has made all five extra points.

• Carolina assistant coaches Hal Hunter (Indiana), Andre' Powell (Indiana), Brad Lawing (Michigan State), Gary Tranquill (Ohio State, Michigan State) and James Webster (Northwestern) have all coached in the Big Ten. Powell and Hunter both played at Big Ten schools.

Hunter graduated from Northwestern in 1982 and lettered one season for the Wildcats in 1978. He was the offensive coordinator for two years at Indiana (2000-01) where he coached Big Ten Player of the Year Antwaan Randle El. Hunter directed the Hoosiers to two of their most successful offensive seasons ever. Hunter coaches the offensive line at Carolina.

Lawing coached four seasons in East Lansing as the Spartans' defensive line coach and recruiting coordinator. During his tenure (1999-2002), Michigan State twice led the Big Ten in total defense. Lawing is in his first year at North Carolina as the defensive line coach and recruiting coordinator.

Powell, UNC's running backs coach, lettered twice at Indiana as a fullback in 1987 and 1988. He competed on two bowl teams at IU and was the lead blocker for 1,000-yard rusher Anthony Thompson. Powell served two years as a graduate assistant at Indiana following graduation.

Tranquill was the offensive coordinator and quarterbacks coach for Nick Saban's Michigan State Spartans from 1995-98. He also was an assistant under legendary Ohio State coach Woody Hayes in 1977 and 1978. Tranquill is in his third year as Carolina's offensive coordinator and quarterback coach.

Webster, Carolina's special teams coordinator and assistant head coach, coached defensive backs at Northwestern from 1982-84.

DURANT'S NUMBERS IMPRESSIVE

Junior quarterback Darian Durant ranks among the best quarterbacks in the nation and he is on pace to eclipse every North Carolina career passing record in 2003. Although Durant has started just 12 games in his career, he currently ranks first in career completion percentage (.619), first in career touchdowns (37), third in career passing yards (4,427),

third in career completions (338) and fourth in career total offense (4,806). He is one of just four players in UNC history to throw for over 4,000 career yards and he reached the 4,000-yard mark faster than anyone in school history (21 games). No quarterback at UNC has ever passed for 5,000 career yards.

Durant enters the Wisconsin game ranked 10th in the country in passing, averaging 24.5 completions per game, and is 18th in the nation in total offense, averaging 275.5 yards per game. He leads the Tar Heels in both passing and rushing this season and has accounted for five of the Tar Heels' six touchdowns. He has thrown for at least 200 yards in eight of his last 10 games.

In the triple-overtime loss to Syracuse on Sept. 6, Durant broke the school record for career touchdown passes with his 36th TD in the third quarter. He finished the game 31 of 44 for 316 yards, four touchdowns and one interception. His 31 completions tied the school record set by Kevin Anthony against LSU in 1985.

Durant's total offense (285.6) and passing yards per game (265.2) were tops in the ACC in 2002 despite missing four games with a broken thumb. He became the first Tar Heel to lead the ACC in total offense since Paul Miller in 1971.

Durant threw for a school-record 417 yards and five touchdowns against Arizona State in 2002. It was the first 400-yard game of his career and was the second-best game by an ACC quarterback in 2002.

In 2001, he set freshmen single-season records for touchdown passes (17), completions (142), passing yards (1,843) and total offense (1,971).

DURANT IN CAROLINA'S CAREER RECORD BOOK		
Completion Percentage	.619	1st
Touchdown Passes	37	1st
Passing Yards	4,427	3rd
Total Offense	4,806	4th
Pass Completions	338	3rd

NEWCOMERS SEE ACTION

Through the first two games of the 2003 season, Carolina has already played 11 true freshmen. Last season, the Tar Heels played just seven true freshmen all season. Eight true freshmen saw action in Carolina's season-opening loss to Florida State, including safety Kareen Taylor, linebacker Larry Edwards, linebacker Fred Sparkman, linebacker Melik Brown, tailback Ronnie McGill, wide receiver Adarius Bowman, wide receiver Mike Mason and wide receiver Jesse Holley. All eight played in the first half and seven played in the first quarter. Against Syracuse, defensive tackles Shelton Bynum and Isaiah Thomas and tight end Jon Hamlett saw their first career action.

Brown and McGill both enrolled at Carolina in January and participated in UNC's spring drills. Brown has started the first two games at outside linebacker, and McGill started at tailback against Syracuse. McGill led the team with 48 rushing yards on 12 carries against FSU, including a long run of 19 yards.

Mason, a native of Rocky Mount, N.C., caught five passes for 25 yards against the Seminoles and is currently third on the team with seven catches for 74 yards and one touchdown. He caught a 44-yard touchdown pass in the loss to Syracuse.

A total of 20 newcomers have played in the first two games of the season. In addition to the 11 true freshmen, junior college transfer Lionell Green, junior walk-on tight end John Dunn, sophomore walk-on tight end Justin Phillips, sophomore offensive tackle Brian Chacos, sophomore offensive tackle Drew Hunter, redshirt freshman punter David Woolridge, redshirt freshman defensive back D.J. Walker, redshirt freshman linebacker Victor Worsley and junior transfer running back Chad Scott have played for the first time this year.

In John Bunting's three seasons at Carolina, 24 true freshmen have seen playing time, including six in 2001, seven in 2002 and 11 in 2003.

THE BYE WEEK

Since 1995, Carolina has posted a 6-6 record following a bye week, including a 1-2 record under head coach John Bunting. Each of Bunting's losses have come to Georgia Tech. Last season, Carolina lost to Texas at home, had a bye week and then lost to the Yellow Jackets, 21-13, in Kenan Stadium. In 2001, Carolina's five-game winning streak ended after a 28-21 loss to Georgia Tech following a bye week.

THE BYE WEEK CONCERT

During last year's bye weekend, head coach John Bunting and his wife Dawn traveled to the northeast to take in a Rolling Stones concert at the First Union Center in Philadelphia and open a new Rams Club chapter in New York City.

This season, Bunting did not have to go nearly as far during the bye week to hear one of the music industry's legendary performers. Bruce Springsteen and the E Street Band appeared in a final area concert of their current World Tour at North Carolina's Kenan Stadium on Sunday, September 14. Bunting and his staff worked on Sunday, but it's worth noting that all of Carolina's football coaches' offices overlook the stadium playing field where Springsteen was performing.



HEAD COACH JOHN BUNTING

John Bunting is in his third season at North Carolina and seventh overall as a college coach. Bunting's overall coaching record is 49-30-2, including an 11-16-0 record at UNC and a 38-14-2 record at Glassboro State from 1988-92. Bunting is the first Tar Heel alum and first former Carolina letterwinner to coach UNC since Jim Tatum in 1956.

Year Team Record . . Postseason

1988 Glassboro State . . .	5-5-0 . .	-
1989 Glassboro State . . .	5-3-2 . .	-
1990 Glassboro State . . .	7-3-0 . .	-
1991 Glassboro State . . .	9-2-0 . .	NCAA Playoffs
1992 Glassboro State . . .	12-1-0 . .	NCAA Playoffs

2001 North Carolina	8-5-0 . .	Won Peach Bowl
2002 North Carolina	3-9-0 . .	-
2003 North Carolina	0-2-0 . .	-

Totals 49-30-2

Record at UNC 11-16-0

Bunting when ...

Leading at the half: 7-5

Trailing at the half: 2-11

Tied at the half: 2-0

2003 CAROLINA FOOTBALL STAFF

Head Coach	John Bunting
Offensive Coordinator/QBs	Gary Tranquill
Defensive Coordinator/LBs	Dave Huxtable
Offensive Line	Hal Hunter
Running Backs	Andre' Powell
Tight Ends	Ken Browning
Wide Receivers	Gunter Brewer
Special Teams Coordinator	James Webster
Defensive Backs	Jim Fleming
Defensive Line/Recruiting	Brad Lawing
Strength & Conditioning	Jeff Connors
Graduate Asst. (Offense)	Chris Burkey
Graduate Asst. (Defense)	Justin Roberts
Assistant A.D. (Operations)	Rick Steinbacher
Assistant A.D. (Student-Athlete Development)	Corey Holliday
Video	Chris Allen, Bob Ellis
Director/Sports Medicine	Dr. Tim Taft
Team Doctor	Dr. Mario Ciocca
Head Trainer	Dr. Dan Hooker
Asst. Trainers	Scott Oliaro, Dean Crowell
Equipment Mgr.	Dominic Morelli

SEASON & CAREER STARTS

Name	2003	Career
Michael Waddell, CB	1	34
Dexter Reid, FS	2	26
Jeb Terry, OG	2	24
Willie McNeill, OT	2	22
Jupiter Wilson, OG	2	20
Madison Hedgecock, DE	1	18
Jason Brown, C	2	17
Chase Page, DT	2	14
Skip Seagraves, OT	2	14
Doug Justice, LB	2	13
Darian Durant, QB	2	12
Jocques Dumas, DE	1	11
Jacque Lewis, TB		10
Willie Parker, TB	1	9
Brandon Russell, TB/WR		8
Kendall High, DL		7
Clarence Gaddy, LB		7
Tommy Davis, DE	1	6
Kyle Ralph, OG		5
Issac Mooring, DE	1	5
Chris Curry, WR		4
C.J. Stephens, QB		4
Derrick Johnson, CB	2	4
Clay Roberson, LB	2	4
Jonas Seawright, DT	2	3
Mahlon Carey, SS	2	3
Jarwarski Pollock, WR	2	3
Melik Brown, LB	2	2
Devilen Bullard, LB		2
Steven Bell, OG		2
James Gibson, FB	1	1
Bobby Blizzard, TE	1	1
Danny Rumley, WR	1	1
Chris Hawkins, CB	1	1
Rikki Cook, FB	1	1
Ronnie McGill	1	1
Derrele Mitchell, WR	1	1
John Dunn, TE	1	1
Arthur Smith, OG		1
Jeff Longhany, LB		1
Cedrick Holt, CB		1

CAROLINA'S PROBABLE LINEUP

OFFENSE

Pos.	No.	Player	Notes
WR	5	Jarwarski Pollock	Caught career-high 10 passes vs. Syracuse
	82	Brandon Russell	Had career-highs in catches (5) and yards (89) vs. Syracuse
LT	76	Willie McNeill	Three-year starter; has made 22 career starts
LG	71	Jupiter Wilson	Started 20 career games
	78	Kyle Ralph	Started five games as a true freshman in 2002
C	72	Jason Brown	Started 14 consecutive games at center; Rimington Award candidate
RG	77	Jeb Terry	Ranked the No. 20 guard in the country by The Sporting News
RT	75	Skip Seagraves	Splits time with sophomore Brian Chacos
TE	89	Bobby Blizzard	Did not play against Syracuse because of an illness
QB	4	Darian Durant	Set the school career record for touchdown passes against Syracuse
TB	25	Ronnie McGill	Rushed for 48 yards against FSU in first career game
	15	Willie Parker	Sold against Syracuse with 67 yards rushing
	20	Jacque Lewis	Rushed for a team-high 574 yards in 2002
FB	6	Chad Scott	Missed the Syracuse game with a thigh bruise
	40	Rikki Cook	Transfer from Rutgers who made his first career start vs. Syracuse
WR	36	James Gibson	Former walk-on who earned a scholarship in 2002; started vs. FSU
	1	Derrele Mitchell	Big-play receiver who averaged 15.5 yards per catch in 2002
	19	Danny Rumley	Made his first career start against FSU

DEFENSE

Pos.	No.	Player	Notes
DE	44	Madison Hedgecock	Has made 18 career starts, 17 at fullback, 1 at defensive end (SU)
	43	Jocques Dumas	Had 38 tackles and two sacks in 2002
DT	95	Chase Page	Most experienced player on defensive line with 14 career starts
DT	69	Jonas Seawright	First year as full-time starter
DE	92	Issac Mooring	Made first start of season against Syracuse and had 16-yard sack
	80	Tommy Davis	Started five games in 2002 after Will Chapman's wrist injury
LB	58	Melik Brown	True freshman who started first two games
	37	Clarence Gaddy	Started seven games in 2002
LB	53	Doug Justice	Third on the team with 12 tackles
LB	11	Clay Roberson	Had first career sack against FSU
CB	6	Chris Hawkins	Played well last year after Michael Waddell's injury
	1	Lionell Green	Junior college transfer from Reedy Community College
	18	Michael Waddell	Has 35 career pass break ups; team-high 34 career starts
SS	23	Mahlon Carey	Second on the team with 13 tackles
FS	24	Dexter Reid	First at UNC, third in ACC with 25 tackles
CB	2	Derrick Johnson	Started against FSU
	13	Cedrick Holt	Impressive sophomore who is battling for starting spot

SPECIALISTS

Pos.	No.	Player	Notes
PK	10	Dan Orner	Kicked three FGs over 50 yards at Syracuse in 2002
	14	Topher Roberts	Handles kickoffs; played soccer at UNC as a freshman
P	33	John Lafferty	Averaging 37.2 yards per punt
KOR	29	Wallace Wright	Averaging 22.2 yards per return
PR	18	Michael Waddell	Averaging 17.5 yards per return
	5	Jarwarski Pollock	Returned five punts for 60 yards in 2002.

The concert was the first major concert at Carolina's football stadium since the Carolina Concert for the Children in 1983 which featured Todd Rundgren, U2, The Producers and Grandmaster Flash and the Furious Five. The Springsteen concert in Chapel Hill was the only date in the Southeast on the current leg of his summer stadium tour.

OFFENSIVE LINE EXPERIENCE

Carolina has one of the most experienced offensive lines in the Atlantic Coast Conference. The Tar Heels returned all five starters on the offensive line this season for the first time since 1996. Carolina's starting five offensive linemen includes two seniors – guards Jeb Terry and Jupiter Wilson – and three juniors – tackles Willie McNeill and Skip Seagraves, and center Jason Brown. Those five have combined to make 97 career starts.

An All-ACC candidate from Dallas, Texas, Terry is a three-year starter who leads all linemen with 24 career starts. In addition to his play on the field, Terry earned Academic All-ACC honors in 2002 and has been a member of the ACC academic honor roll in each of the last three seasons.

McNeill, a junior from Wagram, N.C., has 22 career starts and has started at least 10 games in each of the last two seasons. Wilson, a senior from Chesapeake, Va., has 20 career starts and has started at least eight games in each of the last two seasons.

An All-ACC candidate at center, Brown has 17 career starts, including 13 straight at center. A native of Henderson, N.C., Brown was ranked the No. 20 center in the country by The Sporting News and is on the watch list for the Dave Rimington Award.

Seagraves, a junior from Burlington, N.C., became a full-time starter in 2002 and has 14

CAROLINA'S O-LINE

Pos., Name, Yr.	Career Starts
RT - Skip Seagraves, Jr.	14
RG - Jeb Terry, Sr.	24
C - Jason Brown, Jr.	17
LG - Jupiter Wilson, Sr.	20
LT - Willie McNeill, Jr.	22
Total of starters	97

2003 TAR HEELS IN THE NFL (25)

Sam Aiken	Buffalo Bills
Ethan Albright	Washington Redskins
Dre' Bly	Detroit Lions
Alge Crumpler	Atlanta Falcons
Ronald Curry	Oakland Raiders
Russell Davis	Arizona Cardinals
Kevin Donnalley	Carolina Panthers
Ebenzer Ekuban	Dallas Cowboys
Greg Ellis	Dallas Cowboys
Bernardo Harris	Baltimore Ravens
William Henderson	Green Bay Packers
Zach Hilton	New Orleans Saints
Sedrick Hodge	New Orleans Saints
Vonnie Holliday	Kansas City Chiefs
Leon Johnson	San Diego Chargers
Freddie Jones	Arizona Cardinals
Quincy Monk	NY Giants
Keith Newman	Atlanta Falcons
Julius Peppers	Carolina Panthers
Jeff Reed	Pittsburgh Steelers
Jeff Saturday	Indianapolis Colts
Brian Simmons	Cincinnati Bengals
Ryan Sims	Kansas City Chiefs
David Thornton	Indianapolis Colts
Bracey Walker	Detroit Lions

JOHN BUNTING WEEKLY SHOWS

THURSDAYS AT 7 P.M.: Coach John Bunting's weekly radio show will again air Lucy's in Chapel Hill on Thursdays at 7 p.m. The downtown restaurant is at the corner of Henderson and Rosemary Street. The one-hour show is a popular and a standing room only crowd is common. The toll free number is 1-866-TAR HEEL.

SATURDAYS AT 9 A.M.: John Bunting's weekly television show can be seen on FOX SPORTS SOUTH each Saturday morning at 9 a.m. The 30-minute preview show is hosted by Woody Durham and features profiles of current and former Tar Heels. On Sunday at Noon, Bunting's show is aired again with highlights from the previous day's game at Noon. The Sunday show can be seen only in the Triangle market (WTVD-ABC).

ACC SATELLITE FEED

The ACC will provide a weekly satellite feed each Wednesday throughout the season ending on November 26th.

The coordinates for feed is as follows:
Wednesdays at 2:30 p.m. EST (1hr)
Galaxy 4R-C18
99 degrees West
Downlink Freq: 4060MHz
Polarity: Vertical
Audio: 6.2/6.8 MHz
Bandwidth: 36 MHz
Trouble number: 919/850-4565 Microspace Communications

2003 HEEL PRINTS



Carolina returns all five starters on the offensive line for the first time since 1996.



Carolina returns 49 lettermen – 21 offensive, 24 defensive, four special teams – in 2003, the most since 1991.



Seven starters return on offense, the most-ever under head coach John Bunting and the most at UNC since the 1999 season.



Carolina returns eight starters on defense, the most since the 2000 season.



Over the last two years, Carolina's high-powered passing attack has averaged 253.0 yards per game. Carolina set a single-season school record last season with 266.6 yards passing per game.



Carolina's offense has averaged at least 350 yards per game in nine of the last 11 seasons, including last year's 369.1 yards per game, the highest since 1997.



In 2003, Carolina returns its top tackler (Dexter Reid), top passer (Darian Durant), top two rushers (Jacque Lewis, Willie Parker), and top receiving tight end (Bobby Blizzard).



Eighteen players who started at least one game in 2002 returned in 2003.



Under head coach John Bunting, Carolina's schedule has been ranked as one of the nation's 20 toughest in each of the last two years. The 2003 schedule features more bowl teams (nine) than Carolina has ever faced in a season.

career starts.

In addition to the starting five, sophomore guards Kyle Ralph and Steven Bell have seen extensive playing time over the last two seasons. Ralph started five games as a true freshman in 2002 and Bell also made two starts last year.

Carolina has rotated nine players through the offensive line this season (Terry, McNeill, Wilson, Brown, Seagraves, Ralph, Bell, Brian Chacos and Drew Hunter).

ANOTHER DOZEN IN 2003

Carolina will play 12 regular-season games in 2003 for the third consecutive season. The Tar Heels will face nine teams that played in bowl games in 2002, including five teams that were ranked in the preseason AP Top 25.

Carolina's non-conference schedule features games vs. Syracuse (Sept. 6), at Wisconsin (Sept. 20), at East Carolina (Oct. 11) and vs. Arizona State (Oct. 18). UNC defeated both Syracuse and Arizona State last season in road games.

REID ALL ABOUT IT: SAFETY AGAIN AMONG NATION'S LEADING TACKLERS

Senior free safety Dexter Reid continues to be one of the bright spots on the Carolina defense over the last two years. Reid leads the Tar Heels with 25 tackles and is third in the ACC with 12.5 tackles per game. He led the ACC and finished second in the nation in 2002 with 13.8 tackles per game and was named first-team All-ACC. Reid finished the year with 166 total tackles, the second-highest figure in school history and just five shy of the school record of 171 set by linebacker Buddy Curry in 1979. He set a school record for most tackles by a defensive back. The previous record was 118 by Billy-Dee Greenwood in 1999. The last UNC player to have over 150 tackles in a season was linebacker Dwight Hollier in 1990.

A candidate for the 2003 Thorpe Award, Reid had a career high 22 tackles vs. Clemson in 2002, including 16 solo stops and six assists.

POLLOCK STEPS UP IN FIRST YEAR AS STARTER

Wide receiver Jarwarski Pollock has become Darian Durant's favorite target of the 2003 season. A native of Bradenton, Fla., Pollock made his first career start against the Seminoles in UNC's season opener and responded with eight catches for 71 yards.

With 10 catches for 95 yards against Syracuse, Pollock posted a career-high in receptions for the second consecutive week. He leads the Tar Heels with 18 catches on the young season and is first in the ACC in catches per game (9.0). His 95 yards against SU were a career high and the 10 catches were the most by a Tar Heel since Sam Aiken caught 10 passes against Maryland in 2002.

Pollock finished third on the team in 2002 with 31 receptions and is the team's leading returning receiver from 2002 following the departure of Aiken and Chesley Borders.

CAROLINA CAREER RECORD BOOK

numbers in parentheses indicates how far Durant is from tying the career record

TOUCHDOWN PASSES

■ 1. Darian Durant, 2001-present	37
2. Chris Keldorf, 1996-97	35
3. Matt Kupec, 1976-79	33
4. Scott Stankavage, 1980-83	30
5. Ronald Curry, 1998-present	28
6. Jason Stanicek, 1991-94	26
7. Charlie Justice, 1946-49	25
8. Rod Elkins, 1979-82	25
9. Mike Thomas, 1991-95	22
10. Kevin Anthony, 1983-85	20

TOTAL OFFENSE

1. Ronald Curry, 1998-present	6,236
2. Jason Stanicek, 1991-94	5,497
3. Charlie Justice, 1946-49	4,883
■ 4. Darian Durant, 2001-present	4,806 (1,430)
5. Mike Thomas, 1991-95	4,653
6. Amos Lawrence, 1977-80	4,426

PASS COMPLETIONS

1. Jason Stanicek, 1991-94	372
2. Ronald Curry, 1998-present	345
■ 3. Darian Durant, 2001-present	338 (34)
4. Matt Kupec, 1976-79	305
Chris Keldorf, 1996-97	305
6. Mike Thomas, 1991-95	302

PASSING YARDS

1. Ronald Curry, 1998-2001	4,987
2. Jason Stanicek, 1991-94	4,683
■ 3. Darian Durant, 2001-present	4,427 (560)
4. Mike Thomas, 1991-95	4,368
5. Matt Kupec, 1976-79	3,840
6. Chris Keldorf, 1996-97	3,795
7. Mark Maye, 1984, 1986-87	3,459
8. Kevin Anthony, 1983-85	3,412
9. Scott Stankavage, 1980-83	3,393
10. Oscar Davenport, 1995-98	3,090

WADDELL LEADS ACC IN PUNT RETURN AVERAGE

Senior cornerback/punt returner Michael Waddell leads the ACC and is ranked 11th in the nation averaging 17.5 yards per punt return. He has four returns for 70 yards. Against Syracuse, he had three returns for 60 yards, including a long of 25 yards. It was the longest punt return for the Tar Heels since a 30-yard return by Jarwarski Pollock last season against Florida State.

NOTES FROM THE SYRACUSE GAME

First Time: Freshman receiver **Mike Mason** and junior tight end **John Dunn** both caught their first career touchdown passes from Durant against Syracuse. Dunn put the Tar Heels on the board with a 10-yard score in the first quarter, while Mason found the end zone on a 44-yard play in the second quarter.

Kickin' It: Place-kicker **Dan Orner** now has five field goals over the last two years against Syracuse. A year ago, Orner tied an NCAA record with three kicks of over 50 yards against the Orangemen.

Russell's Best: Senior receiver **Brandon Russell** caught five passes for 89 yards and a score against SU, establishing a career-high for receptions in a game. His touchdown grab was his first since 2001.

Ronnie To Russell: Tailback **Ronnie McGill's** second quarter touchdown pass to Russell was the first for Carolina by a non-quarterback since Leon Johnson found Marcus Wall for a 19-yard score in a 22-17 win over Virginia on October 7, 1995.

Scoring: Carolina's 27 first-half points against Syracuse were the most for the Tar Heels in a single half since tallying 28 points in the second half of the 52-17 victory over Duke on Nov. 17, 2001.

The 96 combined points were the most in a Carolina game since the Tar Heels defeated Maryland, 59-42, in 1993. The 47 points scored by Carolina were the most ever in a loss in Atlantic Coast Conference history. The previous mark was 45 by Maryland against NC State in 1994 and by Duke against NC State in 1987. The old Carolina mark was 40 against Virginia in 1973. The 31 first downs were also the most in a loss. The old mark was 27 against Wake Forest and Maryland in 1988.

Overtime: The Syracuse game was Carolina's third overtime contest and first-ever at Kenan Stadium. The Tar Heels beat NC State, 37-34, in Charlotte in 1998 at Ericsson Stadium. In the following year, Carolina lost in OT at Georgia Tech, 31-24.

TRANSFERS MAKING AN IMPACT

Michigan State transfer Dan Orner and Kentucky transfer Bobby Blizzard made a significant impact on the Tar Heel football program in 2002. Orner booted an NCAA-record-tying three 50-plus yard field goals against Syracuse and capped the season with a 47-yard game-winning field goal against Duke. He was 9 of 14 in field goal tries and made 26 of 27 extra points. Blizzard caught 28 passes for 439 yards and a team-high five touchdowns.

Two other players who transferred to Carolina – Chad Scott and Rikki Cook – are eligible this season and could make a difference in the Tar Heels' running game. Scott, who transferred from Kentucky, is the team's rotation of tailbacks. At Kentucky, Scott led the team in rushing as a freshman with 611 yards and was named to the All-SEC Freshman team. Cook, a Rutgers transfer, is a candidate to start at fullback. He played in just three games at Rutgers before suffering a foot injury.

TRUE FRESHMEN SEE ACTION

Here is a year-by-year breakdown of scholarship true freshmen who played in at least one game in the last nine years.

- 1994 3 – DT Vonnie Holliday, CB Reggie Love, KR Greg Williams
- 1995 5 – WR Na Brown, TE Ebenezer Ekuban, LB Keith Newman, DE Teto Simpson, CB Robert Williams
- 1996 4 – TE Alge Crumpler, FB Deon Dyer, PK Brian Schmitz, LB Brandon Spoon
- 1997 4 – KR Tyrell Godwin, LB Sedrick Hodge, LB Merceda Perry, TB Domonique Williams
- 1998 4 – WR Bosley Allen, QB Ronald Curry, C Adam Metts, DT Ryan Sims
- 1999 5 – WR Sam Aiken, CB Kevin Knight, TB Daniel Davis, DT Jeb Terry, DE Malcolm Stewart
- 2000 4 – TB Brandon Russell, TB Andre' Williams, P Blake Ferguson, LB Kitwana Jones
- 2001 6 – FS Chris Curry, DE Jocques Dumas, OG Chase Page, OT Jason Brown, TB Jacque Lewis, DB Chris Hawkins
- 2002 7 – WR Derrele Mitchell, DB Tommy Richardson, DB Cedrick Holt, DT Kendall High, WR Michael Gilmore, TB Mahlon Carey, OG Kyle Ralph
- 2003 8 – WR Adarius Bowman, WR Mike Mason, WR Jesse Holley, LB Fred Sparkman, LB Larry Edwards, LB Melik Brown, TB Ronnie McGill, S Kareen Taylor, DT Shelton Bynum,

ROBERTS, WARREN EARN SCHOLARSHIPS

Prior to the start of the 2003 season, head coach John Bunting awarded senior place-kicker Topher Roberts and junior deep snapper Greg Warren scholarships.

Roberts, a native of Simpsonville, S.C., and a former member of the UNC soccer team, handles the Tar Heels' kickoffs. He has been battling incumbent Dan Orner for the field goal job this season and has been consistent from over 45 yards in practice.

"I came here over four years ago thinking I was going to get a soccer scholarship, but I ended up getting one a little later in another sport," said Roberts.

Warren, a native of Mt. Olive, N.C., is entering his third season as the Tar Heels' deep snapper. He has two years of eligibility remaining.

FOUR TAR HEELS ON AWARD LISTS

• **Durant Named To Davey O'Brien Award Watch List:** North Carolina junior quarterback Darian Durant has been named to the 2003 Davey O'Brien National Quarterback Award watch list. The Davey O'Brien Award is given annually to the nation's top college quarterback. Durant is first in career completion percentage (.619), first in career touchdown passes (37), third in career passing yards (4,427), fourth in career total offense (4,806) and third in career pass completions (338).

• **Dexter Reid Named To Thorpe Award List:** North Carolina senior free safety Dexter Reid is a candidate for the 2003 Jim Thorpe Award, which is presented annually to the nation's best college defensive back and is one of college football's most sought after and prestigious awards. A 6-0, 200-pound senior from Norfolk, Va., Reid is the nation's leading returning tackler. Last season, he led the ACC and finished second in the country with 13.8 tackles per game. Reid earned first-team All-ACC honors in 2002 and is rated by The Sporting News as the nation's No. 5 safety. Former Carolina cornerback Dre' Bly was a finalist for the Thorpe Award in 1996 and 1997.

• **Bobby Blizzard Named To Mackey Award List:** North Carolina tight end Bobby Blizzard is a candidate for the John Mackey Award, which is presented annually to for the best collegiate tight end. The winner of the Award will be announced in early December. A 6-3, 270-pound senior from Hampton, Va., Blizzard was the Tar Heels' fourth-leading receiver in 2002. He finished the season with 28 catches for 440 yards and tied for the team lead with five touchdown receptions. Against Florida State in 2002, Blizzard caught six passes for 100 yards, becoming the first Tar Heel tight end since Mike Chatham in 1979 to have at least 100 yards receiving in a game. Blizzard transferred to North Carolina from Kentucky in 2001. Former UNC tight end Alge Crumpler was a finalist for the Mackey Award in 2000.

• **Brown On Rimington Award Watch List:** North Carolina center Jason Brown is a candidate for the 2003 Dave Rimington Trophy, which is awarded annually to the best center in the country. A 6-3, 318-pound junior from Henderson, N.C., Brown is one of the strongest players on the Tar Heel football team and has excellent quickness for an offensive linemen of his size. He set school records in each of the last two years for offensive linemen in the weight room in the squat (709 lbs.) and power clean (413 lbs.). Brown was ranked the No. 20 center in the country by The Sporting News in its annual preseason magazine.

CAROLINA UNVEILS NEW VIDEO SCOREBOARD

Carolina unveiled its new video scoreboard at the east end of Kenan Stadium against Florida State in 2003. The state-of-the-art scoreboard was added during the summer and sits between the playing field and the old Kenan Fieldhouse. It was first used at UNC's commencement ceremony in May. The scoreboard, which cost \$600,000, was financed through an agreement with Learfield Communications, UNC's multi-media rights holder.

The scoreboard stands 65 feet tall and 50 feet wide. The columns that support the scoreboard are 17 feet tall. The screen is 24 feet tall and 32 feet wide and is composed of 144 tiles that weight 50 pounds each. The black panels on each side of the screen can be taken out to make the screen wider if necessary. The actual picture is produced with state-of-the-art LED technology.

A new public address and sound system was installed as part of the video board. The speakers are located on the top section of the scoreboard in the "CAROLINA" portion of the board. The speakers that were removed from the top of the old Kenan Fieldhouse weighed approximately 3,800 pounds. The current speaker cabinet (the top part of the board) weighs approximately 26,000 pounds. In addition, over 40 speakers have been placed under the overhang on both the north and south sides of the stadium.

CAROLINA HONORS EIGHT NEW JERSEYS AGAINST FSU

Eight former Tar Heels joined the prestigious list of players who have had their jersey honored on the facade of Kenan Stadium. Those eight players and/or family representatives were recognized at halftime of the Florida State game. The new honorees include six first-team All-Americans and two of the Atlantic Coast Conference's 50 Greatest Players.

They are 1939 and 1940 All-America end Paul Severin, 1950 All-America center/linebacker Irv Holdash, 1963 All-America receiver Bob Lacey, 1983 All-America offensive tackle Brian Blados, 1986 All-America offensive tackle Harris Barton, 2001 All-America defensive end Julius Peppers, and tailbacks Kelvin Bryant and Amos Lawrence, who were each named to the list of the ACC's 50 Greatest Players.

Peppers was a consensus first-team All-America. That was one of three ways to have qualified when the criteria was first established in 1994. The original criteria, established by the University's Athletics Council, included the five players who previously had their jerseys retired, six players who were consensus first-team All-Americans and three players who were ACC Players of the Year.

The original 14 honorees included (retired jerseys) George Barclay, Andy Bershak, Bill Sutherland, Charlie Justice and Art Weiner, (All-Americans) Don McCauley, Ron Rusnak, Ken Huff, Dee Hardison, Lawrence Taylor and William Fuller, and (Players of the Year) Danny Talbott, Mike Voight and Ethan Horton.

Since 1994, four other players joined the ranks by virtue of earning consensus first-team All-America honors. They were Marcus Jones, Greg Ellis, Brian Simmons and Dre' Bly.

Athletic department officials reviewed the original criteria to determine if additional deserving candidates should be included. The Athletics Council formally adopted two of those criteria – first-team Associated Press All-Americans and the ACC's 50 Greatest Players.

"No matter what the criteria, you are going to generate debate about players who were left out," said Director of Athletics Dick Baddour. "That is

why it is so important to have objective standards. The Athletics Council felt the Associated Press was the most prestigious and widely recognized All-America team and the ACC 50 is a special group of players who certainly deserve to be honored. We are thrilled to have them join the previous honorees. It is an impressive list of Tar Heels.”

TAR HEELS ADD WILLIAM & MARY TO 2004 FOOTBALL SCHEDULE

The University of North Carolina and William and Mary have agreed to play a football game on September 11, 2004, in Kenan Stadium.

Carolina was scheduled to play Virginia Tech in a non-conference game in 2004, but that game will instead be an Atlantic Coast Conference game. The move to add the Hokies to the ACC required UNC to line up another non-conference game instead.

“Coach Bunting and (Director of Athletics) Dick Baddour preferred to play a Division I-A opponent, but at this late date because of expansion, we are grateful William and Mary had an opening and was willing to play just a one-game series,” said Senior Associate Director of Athletics Larry Gallo, who assists the head coach and athletic director in arranging the football schedules. “As soon as expansion went through, we began contacting a number of teams about replacing Virginia Tech, and we signed an agreement with William and Mary in early August.

“It’s almost impossible these days to line up a Division I-A opponent one year out, so it’s a real plus to be able to play one of the better I-AA programs,” says Gallo. “We would prefer to play a Division I-A team, but we would only be able to return a 2004 home game in 2006. We already play at Notre Dame in 2006 and that would leave us with only five home games. The same thing applies in 2009, when we already have an away game scheduled at Connecticut.”

Carolina’s other non-conference games in 2004 include the season-opening game on September 4 at Utah and a home game against Louisville on September 25. College football returns to an 11-game regular-season schedule in 2004. The 12-game schedule does not return until 2008.

COACHING CHANGES

John Bunting adjusted his coached staff in March by moving assistant head coach James Webster to special teams coordinator and hiring Brad Lawing as the defensive line coach. Lawing, a Hickory, N.C., native who spent the last four seasons at Michigan State, also will serve as the Tar Heels’ recruiting coordinator. In addition, Kenny Browning, UNC’s tight ends coach for the past two seasons, will also serve as Director of High School Relations.

2003 DEPTH CHART**OFFENSE**

WR 1 - Derrele Mitchell (6-3, 205, So., Winston-Salem, N.C.)
19 - Danny Rumley (6-4, 215, So., Birmingham, Ala.)

LT 76 - Willie McNeill (6-5, 295, Jr., Wagram, N.C.)
65 - Brian Chacos (6-4, 281, So., Darien, Conn.)

LG 71 - Jupiter Wilson (6-3, 318, Sr., Chesapeake, Va.)
78 - Kyle Ralph (6-4, 295, So., Cincinnati, Ohio)

C 72 - Jason Brown (6-3, 318, Jr., Henderson, N.C.)
70 - Steven Bell (6-3, 272, So., Greensboro, N.C.)

RG 77 - Jeb Terry (6-6, 308, Sr., Dallas, Texas)
68 - Chris Woods (6-3, 289, Fr.*, Columbia, S.C.)

RT 75 - Skip Seagraves (6-5, 295, Jr., Burlington, N.C.)
73 - Drew Hunter (6-7, 302, So., Garner, N.C.)

TE 89 - Bobby Blizzard (6-3, 265, Sr., Hampton, Va.)
93 - John Dunn (6-5, 254, Jr., Hendersonville, N.C.)

QB 4 - Darian Durant (5-11, 217, Jr., Florence, S.C.)
7 - C.J. Stephens (6-3, 212, Sr., Gainesville, Fla.)
17 - Matt Baker (6-2, 213, So., Rochester Hills, Mich.)

FB 40 - Rikki Cook (6-0, 243, So., Montclair, N.J.)
36 - James Gibson (6-2, 260, Jr., Alexandria, Va.)

TB 25 - Ronnie McGill (5-11, 209, Fr., Clover, S.C.) **OR**
15 - Willie Parker (5-11, 207, Sr., Clinton, N.C.)
20 - Jacque Lewis (5-10, 197, Jr., Elizabeth City, N.C.)
6 - Chad Scott (5-9, 196, Jr., Plant City, Fla.)

WR 5 - Jarwarski Pollock (5-8, 170, Jr., Bradenton, Fla.)
82 - Brandon Russell (5-11, 190, Sr., Decatur, Ga.)

DEFENSE

DE 44 - Madison Hedgecock (6-3, 265, Jr., Wallburg, N.C.)
43 - Jocques Dumas (6-6, 265, Jr., Asheboro, N.C.)
42 - Brian Rackley (6-5, 245, Fr.*, Tallahassee, Fla.)

DT 69 - Jonas Seawright (6-6, 326, Jr., Orangeburg, S.C.)
96 - Isaiah Thomas (6-4, 315, Fr., Winston-Salem, N.C.)

DT 95 - Chase Page (6-5, 286, Jr., Mt. Pleasant, S.C.)
90 - Jermicus Banks (6-4, 266, Jr., Raleigh, N.C.)

DE 92 - Issac Mooring (6-3, 275, Sr., Tarboro, N.C.)
80 - Tommy Davis (6-2, 265, So., Dudley, N.C.)
41 - Alden Blizzard (6-3, 250, Fr.*, Laurel, Md.)

Sam 58 - Melik Brown (6-1, 255, Fr., Camden, N.J.)
37 - Clarence Gaddy (6-2, 233, Jr., Bunnlevel, N.C.)

Mike 53 - Doug Justice (6-2, 240, So., Port Orange, Fla.)
57 - Devllen Bullard (6-1, 232, Jr., Red Springs, N.C.)

Will 11 - Clay Roberson (6-1, 231, Sr., Bethel, N.C.)
52 - Jeff Longhany (6-4, 245, So., Wade, N.C.)

CB 13 - Cedrick Holt (5-11, 176, So., Wadesboro, N.C.)
2 - Derrick Johnson (5-9, 178, Sr., Upper Marlboro, Md.)

SS 23 - Mahlon Carey (6-0, 211, So., Marietta, Ga.)
26 - Michael Harris (5-10, 201, Sr., Rougemont, N.C.)

FS 24 - Dexter Reid (6-0, 200, Sr., Norfolk, Va.)
8 - Tommy Richardson (6-1, 210, So., Miami, Fla.)

CB 6 - Chris Hawkins (5-10, 184, Jr., Kinston, N.C.) **OR**
1 - Lionell Green (6-1, 180, Jr., Wharton, Texas) **OR**
18 - Michael Waddell (5-11, 183, Gr., Ellerbe, N.C.)

SPECIAL TEAMS

PK 10 - Dan Orner (5-8, 170, Sr., Warwick, N.Y.)
14 - Topher Roberts (6-1, 211, Sr., Simpsonville, S.C.)

KO 14 - Topher Roberts (6-1, 211, Sr., Simpsonville, S.C.)

P 33 - John Lafferty (5-10, 193, Sr., Valdese, N.C.)
45 - David Wooldridge (6-1, 186, Fr.*, Advance, N.C.)

H 33 - John Lafferty (5-10, 193, Sr., Valdese, N.C.)

DS 56 - Greg Warren (6-3, 240, Sr., Mt. Olive, N.C.)
61 - Warren Green (6-2, 226, So., Dunn, N.C.)

KOR 29 - Wallace Wright (6-0, 185, So., Fayetteville, N.C.)
18 - Michael Waddell (5-11, 183, Gr., Ellerbe, N.C.)


PR 18 - Michael Waddell (5-11, 183, Gr., Ellerbe, N.C.)
5 - Jarwarski Pollock (5-8, 170, Jr., Bradenton, Fla.)

PRONUNCIATION GUIDE

1 Derrele Mitchell	dur-ELL	51 Kory Gedin	GE-din
4 Darian Durant	dur-ANT		(hard "g" sound)
5 Jarwarski Pollock	ja-WAR-ski	52 Jeff Longhany	LONG-hay-nee
	POE-lock	57 Devllen Bullard	DEV-len
11 Clay Roberson	ROB-er-son	75 Skip Seagraves	SEE-graves
14 Topher Roberts	TOE-fer	83 Brian Chacos	CHAY-kose
18 Michael Waddell	wah-DELL	90 Jermicus Banks	jer-MEE-cus
20 Jacque Lewis	JOCK	74 Kyndraus Guy	kin-DRAY-us
23 Mahlon Carey	mah-LON		
35 Bryan Bethea	bu-THAY		
41 Alden Blizzard	ALL-den		
42 Jocques Dumas	jah-KEESH		
	DUE-mas		

All-Star Candidate

#4 DARIAN DURANT



NORTH CAROLINA

- QUARTERBACK
- 5-11, 217, JUNIOR
- FLORENCE, S.C.
- WILSON HS



- ☐ 2003 All-ACC candidate
- ☐ Led ACC in total offense in 2002
- ☐ Davey O'Brien Award Candidate

Despite making just 12 starts, Durant has already made quite a dent in the UNC record book. He is first in career completion percentage (.619), first in career touchdowns (37), third in career passing yards (4,427), fourth in career total offense (4,806) and third in career completions (338). He is one of just four players in UNC history to throw for more than 4,000 career yards. Earned "Super Ram" status in the weight room and was a member of the strength & conditioning honor roll this summer.

2003 - JUNIOR SEASON

Broke the school record for career touchdown passes against Syracuse. Tossed four touchdown passes, including three in regulation and one in the third overtime. Broke the record previously held by Chris Keldorf (35) when he connected with Jarwarski Pollock on a 15-yard score in the third quarter. Completed 31 of 44 attempts for 316 yards, four TDs and one interception against the Orangemen. Completed 18 of 31 attempts for 145 yards in the season opener against Florida State. Had one interception against the Seminoles and snapped an eight game streak of throwing at least one touchdown.

2002 - SOPHOMORE SEASON

Completed 147 of 248 attempts for 2,123 yards and 16 touchdowns. Became the first Tar Heel since Paul Miller in 1971 to lead the ACC in total offense, averaging 285.8 yards per game. Helped Carolina set a school record with 266.6 yards passing per game. Threw for at least 200 yards in seven of eight games. Broke his thumb at Virginia when his hand hit a helmet while throwing and missed the next four games. Although he did not qualify for the national statistical rankings (must play 75 percent of your team's games), both Durant's 285.8 yards per game and 145.2 pass efficiency rating would have ranked 10th in the country. Completed 147 of 248 attempts for 2,123 yards and 16 touchdowns. Completed 59.3 percent of his passes. Fourth on the team with 163 yards rushing on 86 attempts. Came back from the thumb injury to lead Carolina to a 23-21 victory over Duke in the season finale. Was 21 of 35 for 262 yards and one touchdown against the Devils. Completed a 10-yard pass to Sam Aiken on fourth down with four seconds remaining to set up Dan Orner's game-winning field goal. Converted 14 of 18 passes for 226 yards and three touchdowns against Virginia before injuring his thumb and leaving the game. Completed 18 of 36 passes, for 266 yards and one interception against NC State. Against Arizona State, set school records with 417 passing yards and 426 total yards of offense and tied another with five touchdown passes. Finished the game 25 for 40. Completed 14 of 25 passes for 231 yards and a touchdown against Georgia Tech. Finished 12 for 23 with two interceptions and 158 yards against Texas. Scampered for a career-best 27-yard touchdown run in the final moments of the first half to give Carolina the momentum heading into the locker room. Completed 55.8 percent of his passes (19-34) in Carolina's 30-22 victory over the Orangemen in the Carrier Dome. Led the Tar Heel offense to two touchdown-scoring drives in the fourth quarter with a 48-yard touchdown pass to Jarwarski Pollock and a 12-yard TD pass to Bobby Blizzard. Ended the game with 284 yards passing and two TDs. Threw for 279 yards and one touchdown in a 27-21 loss to Miami (Ohio). Also led the team in rushing with nine carries for 38 yards, with a run of 22 yards. Threw three interceptions and lost two fumbles in the rain-soaked game. Connected with Blizzard for a nine-yard touchdown early in the fourth quarter against the RedHawks.

2001 - FRESHMAN SEASON

Established Carolina single-season freshman records for touchdown passes (17), completions (142), passing yards (1,843) and total offense (1,971). Was named ACC Rookie of the Week six times (after the FSU, NC State, ECU, Clemson, Wake Forest and Duke games). Finished second in the ACC Rookie



of the Year voting to FSU quarterback Chris Rix. His 17 touchdown passes are the third-highest total by a freshman in ACC history. Also ranks fourth in the ACC record books for freshman single-season passing yardage (1,843) and fourth for freshman single-season total offense (1,971). Played in every contest and started games against Georgia Tech and Wake Forest. Rotated every two series with Ronald Curry beginning with the FSU game. Ranks in the top 10 of several single-season categories at UNC — completion percentage (3rd, .637), efficiency rating (2nd, 149.29), TD passes (3rd, 17), completions (142, T7th), passing yards

(6th, 1,843) and total offense (5th, 1,971). Ranked second in the ACC and 12th in the nation in pass efficiency (149.29). Set numerous single-game freshman records against Wake Forest, including 361 yards passing, four touchdown passes and 24 completions. Also had a UNC freshman record 75-yard touchdown pass against the Deacons. His 361 passing yards against Wake Forest were the fourth-highest total in UNC history and the 347 yards of total offense ranked eighth all-time at UNC. Had a perfect passing game against Clemson, completing 11 of 11 passes for 97 yards and one touchdown. Also scored on runs of five yards and one yard against the Tigers. Played exceptionally well in his first career start, completing 22 of 37 passes for 286 yards and three touchdowns against Georgia Tech. Completed 10 of 14 passes for 128 yards and two touchdowns at NC State in a 17-9 UNC victory. Completed nine of 16 passes for 115 yards and two touchdowns against FSU to go along with 46 yards rushing on nine attempts in a 41-9 Carolina win. Entered the game in the second half at Oklahoma and was 12 of 26 for 152 yards and two fourth-quarter touchdowns. Completed 7 of 14 passes for 76 yards in the Peach Bowl win over Auburn. Redshirted in 2000.

WILSON HIGH SCHOOL

Played for Coach Darryl Page. Led his team to a 10-4 record and a berth in the state 4-A semifinals. He broke a bone in his left leg in the fourth game of his senior season and missed the next six games. Wilson was averaging 60 points a game in the first three games before he was injured. Completed 172 of 292 passes in the eight games in which he played. Passed for 2,446 yards, a single-season school record, and 25 touchdowns (tied his own record) this year. In his three-year career he threw for 7,241 yards and 69 scores. Also rushed for 24 career touchdowns. A Super Prep All-America, Honorable Mention All-America by USA Today and Prep Star All-Region selection. Was 9 of 11 passing for 215 yards in the South Carolina All-Star Game. Passed for 2,100 yards and 21 touchdowns as a junior. Averaged more than 20 points a game in basketball.

PERSONAL

Born Darian Bernard Durant on August 19, 1982 in Florence, S.C. Has one older brother, two younger brothers and one younger sister. Likes to play basketball, video games and pool. Favorite athlete is Shaquille O'Neal. Word that describes him best is "competitive". Has modeled his game after Philadelphia Eagle quarterback Donovan McNabb. Greatest moment in his athletic career was beating Florida State 41-9 in Chapel Hill. Favorite former Carolina player is Dre' Bly. Switched to No. 4, after wearing No. 11 as a freshman, because that is the number he had in high school. Earliest football memory was returning a punt for a touchdown when he was nine. Majoring in African-American history.

Passing

Year	A-C-I	Pct.	Yards	TD	LP	Yds/Gm	Eff.
2001	223-142-10	.637	1,843	17	75	153.6	149.3
2002	248-147-9	.593	2,123	16	77	265.4	145.2
2003	75-49-2	.653	461	4	44	230.5	129.2
Totals	546-338-21	.619	4,427	37	77	201.2	

Rushing

Year	Att.	Net	Avg.	TD	LP	Avg/Gm
2001	58	128	2.2	0	19	10.7
2002	86	163	1.9	2	27	20.4
2003	18	90	5.0	1	17	45.0
Totals	162	381	2.4	3	27	17.3

DARIAN DURANT'S GAME-BY-GAME STATISTICS

Year	Start	C-A-Int.	Pct.	Yards	TD	LP
2003						
Florida State	✓	18-31-1	.581	145	0	17
Syracuse	✓	31-44-1	.705	316	4	44
2002						
Miami (Ohio)	✓	24-37-3	.649	279	1	46
at Syracuse	✓	19-34-0	.559	284	2	48
Texas	✓	12-23-2	.522	158	1	38
Georgia Tech	✓	14-25-0	.560	231	1	60
at Arizona State	✓	25-40-2	.625	417	5	74
NC State	✓	18-36-1	.500	266	2	26
at Virginia	✓	14-18-1	.778	226	3	77
at Duke	✓	21-35-1	.600	262	1	77
2001						
at Oklahoma	-	12-26-0	.462	152	2	42
at Maryland	-	10-14-2	.714	97	0	31
at Texas	-	5-10-1	.500	47	0	28
vs. Florida State	-	9-16-2	.563	115	2	52
at NC State	-	10-14-1	.714	128	2	28
vs. East Carolina	-	11-17-0	.647	151	2	29
vs. Virginia	-	10-16-1	.625	162	0	53
at Clemson	-	11-11-0	1.000	97	1	22
at Georgia Tech	✓	22-37-1	.595	286	3	36
vs. Wake Forest	✓	24-32-1	.750	361	4	75
vs. Duke	-	11-17-0	.647	151	1	34
vs. SMU	-	7-13-1	.538	96	0	26
vs. Auburn (Peach Bowl)	-	7-14-0	.500	76	0	41
Totals	2	142-223-10	.637	1,843	17	75

2003 GAME-BY-GAME TEAM STATS

Carolina	Rushing Att/Yds/TD	Passing C-Att-I/Yds/TD	Total Offense Plays-Yds	First Downs Tot/Run-Pass-Pen	Fumbles No.-Lost	Sack By- Yards Lost
Florida State	27/72/0	27-47-2/223/0	74-295	17/4-12-1	2-1	2-15
Syracuse	42/165/1	32-45-1/340/4	87-505	31/9-15-7	2-1	2-24
Wisconsin						
NC State						
Virginia						
East Carolina						
Arizona State						
Clemson						
Maryland						
Wake Forest						
Georgia Tech						
Duke						

Opponents	Rushing Att/Yds/TD	Passing C-Att-I/Yds/TD	Total Offense Plays-Yds	First Downs Tot/Run-Pass-Pen	Fumbles No.-Lost	Sack By- Yards Lost
Florida State	42/269/4	24-37-0/317/1	79-553	29/16-10-3	2-2	1-7
Syracuse	47/230/3	20-33-0/288/3	80-518	26/11-13-2	0-0	0-0
Wisconsin						
NC State						
Virginia						
East Carolina						
Arizona State						
Clemson						
Maryland						
Wake Forest						
Georgia Tech						
Duke						

CAROLINA IN THE RED ZONE (ON OR INSIDE THE OPPONENT 20-YARD LINE)

Opponent	No.	TD (Run/Pass)	FG	Missed FG	Lost Fumble	Interception	Downs	End of Half/Game
Florida State	1	0 (0/0)	0	1	0	0	0	0
Syracuse	5	4 (1/3)	0	0	1	0	0	0
Wisconsin								
NC State								
Virginia								
East Carolina								
Arizona State								
Clemson								
Maryland								
Wake Forest								
Georgia Tech								
Duke								
UNC Totals								
Opponents								

DRIVE ANALYSIS

	UNC	Opp.
Drives Started	28	30
Times Started Inside Own 20	4	2
Cumulative Starting Yardlines	841	1189
Avg. Starting Field Position	Own 30	Own 40
Scoring Drives	8	14
Shortest Scoring Drive	2:40 (Syr.)	1:14 (FSU)
Longest Scoring Drive	5:52 (Syr.)	5:00 (FSU)
Longest Scoring Drive - yards	86 (Syr.)	80 (twice)

PUNTING

Player	No.	40-49	50-59	Long	Inside 20	Touchbacks	Blocked
Lafferty	8	3	0	46	2	0	0
Wooldridge	1	0	0	61	0	0	0

KICKOFFS

Player	KOs	Touchbacks
Roberts	8	3

2002 OFFENSIVE GAME-BY-GAMES**RUSHING GAME-BY-GAME (ATTEMPTS/YARDS/TOUCHDOWNS)**

Name	FSU	SYR	WIS	NCSU	UVA	ECU	ASU	CLEM	MD	WFU	GT	DUKE
Durant	6/22/0	12/68/1										
Lewis	0/0/0	2/2/0										
McGill	12/48/0	10/19/0										
Parker	1/4/0	16/67/0										
Pollock	1/2/0	1/10/0										
Scott	5/10/0	DNP										
Stephens	2/-14/0	0/0/0										

SEASON & CAREER, MOST RUSHING YARDS

Player	2003	Career
Baker	-	6 vs. Maryland, FSU, 2002
Durant	68 vs. Syracuse	74 vs. Texas, 2002
Lewis	2 vs. Syracuse	102 at Duke, 2002
McGill	48 vs. Florida State	48 vs. Florida State, 2003
Parker	67 vs. Syracuse	158 vs. Maryland, 2000
Scott	10 vs. Florida State	10 vs. Florida State, 2003
Stephens	-14 vs. Florida State	19 at Florida State, 2002

SEASON & CAREER, LONGEST RUN

2003	Career
-	14 vs. Maryland, 2002
17 vs. Syracuse	27 vs. Texas, 2002
1 vs. Syracuse	40 vs. Duke, 2001
19 vs. Florida State	19 vs. Florida State, 2003
22 vs. Syracuse	77 at Maryland, 2001
6 vs. Florida State	6 vs. Florida State, 2003
-7 vs. Florida State	13 vs. Miami (OH), Clem., 2002

PASSING GAME-BY-GAME (COMPLETIONS-ATTEMPTS-INTERCEPTIONS-YARDS-TOUCHDOWNS-LONG PLAY)

Name	Durant	Stephens	Baker
Florida State	18-31-1-145-17	4-6-0-58-0-43	5-10-1-20-0-14
Syracuse	31-44-1-316-44	DNP	DNP
Wisconsin			
NC State			
Virginia			
East Carolina			
Arizona State			
Clemson			
Maryland			
Wake Forest			
Georgia Tech			
Duke			

SEASON AND CAREER, MOST PASSING YARDS

Player	2003	Career
Baker	20 vs. Florida State	55 at Florida State, 2002
Durant	316 vs. Syracuse	417 at Arizona State, 2002
Stephens	58 vs. Florida State	221 at Wake Forest, 2002

SEASON & CAREER, LONGEST PASS

2003	Career
14 vs. Florida State	31 at Florida State, 2002
44 vs. Syracuse	77 at Virginia, 2002
43 vs. Florida State	43 vs. Florida State, 2003

RECEIVING GAME-BY-GAME (RECEPTIONS/YARDS/TOUCHDOWNS)

Name	FSU	SYR	WIS	NCSU	UVA	ECU	ASU	CLEM	MD	WFU	GT	DUKE
Blizzard	3/29/0	DNP										
Curry	1/9/0	0/0/0										
Dunn	2/21/0	1/10/1										
Hamlett	DNP	1/6/0										
Lewis	2/8/0	7/67/0										
Mason	5/25/0	2/49/1										
McGill	0/0/0	2/9/0										
Mitchell	1/9/0	2/13/1										
Parker	0/0/0	1/-1/0										
Pollock	8/71/0	10/95/1										
Rumley	2/52/0	1/3/0										
Russell	1/-1/0	5/89/1										
Scott	2/0/0	DNP										

SEASON AND CAREER, MOST RECEIVING YARDS

Player	2003	Career
Blizzard	29 vs. Florida State	100 at Florida State, 2002
Curry	9 vs. Florida State	9 vs. Florida State, 2003
Dunn	21 vs. Florida State	21 vs. Florida State, 2003
Gilmore	-	7 vs. Georgia Tech, 2002
Hamlett	6 vs. Syracuse	6 vs. Syracuse, 2003
Lewis	67 vs. Syracuse	67 vs. Syracuse, 2003
Mason	49 vs. Syracuse	49 vs. Syracuse, 2003
McGill	9 vs. Syracuse	9 vs. Syracuse, 2003
Mitchell	13 vs. Syracuse	42 at Syracuse, 2002
Parker	-1 vs. Syracuse	56 at Pittsburgh, 2000
Pollock	95 vs. Syracuse	95 vs. Syracuse, 2003
Rumley	52 vs. Florida State	52 vs. Florida State, 2003
Russell	89 vs. Syracuse	89 vs. Syracuse, 2003

SEASON & CAREER, LONGEST CATCH

2003	Career
13 vs. Florida State	60 vs. Georgia Tech, 2002
9 vs. Florida State	9 vs. Florida State, 2003
13 vs. Florida State	13 vs. Florida State, 2003
-	7 vs. Georgia Tech, 2002
6 vs. Syracuse	6 vs. Syracuse, 2003
19 vs. Syracuse	31 vs. Duke, 2001
44 vs. Syracuse	44 vs. Syracuse, 2003
5 vs. Syracuse	5 vs. Syracuse, 2003
9 vs. Florida State	42 at Syracuse, 2002
-1 vs. Syracuse	34 at Pittsburgh, 2000
17 vs. Florida State	65 at Arizona State, 2002
43 vs. Florida State	43 vs. Florida State, 2003
26 vs. Syracuse	36 at Georgia Tech, 2001

2003 TACKLE LEADERS, STARTERS

DEFENSIVE LINEMEN & LINEBACKERS GAME-BY-GAME (SOLO-ASSISTS-TOTAL-TACKLES FOR LOSSES)

Name	FSU	SYR	WIS	NCSU	UVA	ECU	ASU	CLEM	MD	WFU	GT	DUKE
Banks	2-0-2-0	1-0-1-1										
Bullard	3-1-3.5-1	1-0-1-0										
Davis	1-1-1.5-0	3-0-3-1										
Gaddy	2-1-2.5-0	0-0-0-0										
Hedgecock	1-0-1-0	5-2-7-0										
Justice	5-3-6-1	5-0-5-0										
Longhany	5-1-5.5-3	3-0-3-1										
Mooring	1-0-1-0	4-1-5-1										
Page	4-0-4-0	1-3-4-1										
Roberson	2-0-2-1	5-1-6-0										
Seawright	1-0-1-0	2-0-2-0										

DEFENSIVE BACKS GAME-BY-GAME (TOTAL TACKLES-PASS BREAKUPS-INTERCEPTIONS)

Name	FSU	SYR	WIS	NCSU	UVA	ECU	ASU	CLEM	MD	WFU	GT	DUKE
Carey	6.5-1-0	3-0-0										
Green	3-0-0	1-0-0										
Hawkins	3-1-0	3-0-0										
Harris	0-1-0	8-0-0										
Holt	2-1-0	6-0-0										
Johnson	3.5-1-0	5-2-0										
Reid	8-0-0	14-0-0										
Richardson	1-0-0	0-0-0										
Waddell	0-0-0	2-0-0										

2003 STARTERS OFFENSE

OPPONENT	WR	LT	LG	C	RG	RT	TE	QB	FB	TB	WR
Florida State	Pollock	McNeill	Wilson	J. Brown	Terry	Seagraves	B. Blizzard	Durant	Gibson	Parker	Rumley
Syracuse	Pollock	McNeill	Wilson	J. Brown	Terry	Seagraves	Dunn	Durant	Cook	McGill	Mitchell
Wisconsin											
NC State											
Virginia											
East Carolina											
Arizona State											
Clemson											
Maryland											
Wake Forest											
Georgia Tech											
Duke											

Starters by Game: 2 - J. Brown, Durant, McNeill, Pollock, Seagraves, Terry, Wilson; 1 - B. Blizzard, Cook, Dunn, Gibson, McGill, Mitchell, Parker, Rumley.

2003 STARTERS DEFENSE

OPPONENT	DE	DT	DT	DE	LB	LB	LB	CB	S	S	CB
Florida State	Dumas	Seawright	Page	Davis	M. Brown	Justice	Roberson	Johnson	Carey	Reid	Hawkins
Syracuse	Mooring	Seawright	Page	Hedgecock	M. Brown	Justice	Roberson	Johnson	Carey	Reid	Waddell
Wisconsin											
NC State											
Virginia											
East Carolina											
Arizona State											
Clemson											
Maryland											
Wake Forest											
Georgia Tech											
Duke											

Starters by Game: 2 - M. Brown, Carey, Johnson, Justice, Page, Reid, Roberson, Seawright; 1 - Davis, Hawkins, Hedgecock, Mooring, Waddell.

2003 TEAM/INDIVIDUAL HIGHS

North Carolina	High	Low
Points Scored	47 vs. Syracuse	0 vs. Florida State
First Downs	31 vs. Syracuse	17 vs. Florida State
Rushing Attempts	42 vs. Syracuse	27 vs. Florida State
Rushing Yards	165 vs. Syracuse	72 vs. Florida State
Passes Attempted	47 vs. Florida State	33 by Syracuse
Passes Completed	31 vs. Syracuse	27 vs. Florida State
Had Intercepted	2 vs. Florida State	1 vs. Syracuse
Passing Yards	316 vs. Syracuse	223 vs. Florida State
Total Plays	87 vs. Syracuse	74 vs. Florida State
Total Yards	505 vs. Syracuse	295 vs. Florida State
Possession Time	32:36 vs. Syracuse	29:34 vs. Florida State
Fumbles	2 vs. Florida State, Syracuse	2 vs. Florida State, Syracuse
Fumbles Lost	1 vs. Florida State, Syracuse	1 vs. Florida State, Syracuse
Turnovers	3 vs. Florida State	2 vs. Syracuse
Turnover Margin	-2 vs. Syracuse	-1 vs. Florida State
Penalties	6 vs. Syracuse	4 vs. Florida State
Yards Penalized	55 vs. Syracuse	42 vs. Florida State
Sacks By	2 vs. Florida State, Syracuse	2 vs. Florida State, Syracuse

Opponents	High	Low
Points Scored	49 by Syracuse	37 by Florida State
First Downs	29 by Florida State	29 by Florida State
Rushing Attempts	47 by Syracuse	42 by Florida State
Rushing Yards	236 by Florida State	230 by Syracuse
Passes Attempted	37 by Florida State	33 by Syracuse
Passes Completed	24 by Florida State	20 by Syracuse
Had Intercepted	0 by Florida State, Syracuse	0 by Florida State, Syracuse
Passing Yards	317 by Florida State	288 by Syracuse
Total Plays	80 by Syracuse	79 by Florida State
Total Yards	553 by Florida State	518 by Syracuse
Possession Time	30:26 by Florida State	27:24 by Syracuse
Fumbles	2 by Florida State	0 by Syracuse
Fumbles Lost	2 by Florida State	0 by Syracuse
Turnovers	2 by Florida State	0 by Syracuse
Penalties	10 by Syracuse	4 by Florida State
Yards Penalized	112 by Syracuse	35 by Florida State
Sacks By	1 by Florida State	0 by Syracuse

Individual Highs

Most Rushing Attempts - 16 by Willie Parker vs. Syracuse
Most Rushing Yards - 68 by Darian Durant vs. Syracuse
Most Rushing TDs in a game - 1 by Darian Durant vs. Syracuse
Longest TD Run - 4 yards by Darian Durant vs. Syracuse
Longest Run, no TD - 22 yards by Willie Parker vs. Syracuse
Most Pass Attempts - 44 by Darian Durant vs. Syracuse
Most Completed Passes - 31 by Darian Durant vs. Syracuse
Highest Pass Pct. (min. 10 att.) - 70.5 by Darian Durant vs. Syracuse
Most Passing Yards - 316 by Darian Durant vs. Syracuse
Most Touchdown Passes - 4 by Darian Durant vs. Syracuse
Longest TD Pass - 44 yards by Darian Durant to Mike Maston vs. Syracuse
Longest Pass, no TD - 19 yards by Darian Durant to Jacque Lewis vs. Syracuse
Most Pass Receptions - 10 by Jarwarski Pollock vs. Syracuse
Most Receiving Yards - 95 yards by Jarwarski Pollock vs. Syracuse
Most TD Receptions - 1 by four receivers vs. Syracuse
Most Total Offense Attempts - 56 by Darian Durant vs. Syracuse
Most Total Offense Yards - 384 yards by Darian Durant vs. Syracuse
Most Touchdowns Scored - 1 by five players
Most Field Goals Attempted - 2 by Dan Orner vs. Florida State, Syracuse
Most Field Goals Made - 2 by Dan Orner vs. Syracuse

Longest Field Goal - 46 yards by Dan Orner vs. Syracuse

Most Interceptions - 0

Longest Interception Return - 0

Longest Punt Return - 25 yards by Michael Waddell vs. Syracuse

Longest Kickoff Return - 33 yards by Wallace Wright vs. Syracuse

Most Punts - 5 by John Lafferty vs. Florida State

Highest Punting Average - 61.0 by David Wooldridge vs. Florida State

Longest Punt - 61 yards by David Wooldridge vs. Florida State

Most Tackles - 14 by Dexter Reid vs. Syracuse

Most Tackles for Losses - 3 by Jeff Longhany vs. Florida State

Most Quarterback Sacks - 1 by four players

Opponents' Long Plays

Rush - 29 yards by Willie Reid, Florida State and Walter Reyes, Syracuse

Pass - 48 yards by R.J. Anderson to Johnnie Morant, Syracuse

Field Goal - 37 yards by Collin Barber, Syracuse

Punt Return - 38 yards by Chris Davis, Florida State

Kickoff Return - 52 yards by Johnnie Morant, Syracuse

Interception Return - 16 yards by Kellen Pruitt, Syracuse

Punt - 48 yards by Jesse Stein, Florida State

2003 LONG PLAYS

CAROLINA LONG PLAYS

Runs (more than 15 yards)

19 by Ronnie McGill vs. Florida State

Passes (more than 20 yards)

43 by C.J. Stephens to Danny Rumley vs. Florida State

Returns (50 or more on kickoffs, 20 or more on punts and interceptions, 10 or more on fumble returns)

None

OPPONENT LONG PLAYS

Runs (more than 15 yards)

29 by Willie Reid, Florida State

27 by Leon Washington, Florida State

21 by Lorenzo Booker, Florida State

21 by Greg Jones, Florida State

20 by Greg Jones, Florida State

16 by Lorenzo Booker Florida State

Passes (more than 20 yards)

43 by Chris Rix to Willie Reid, Florida State

31 by Chris Rix to Craphonso Thorpe, Florida State

Returns (50 or more on kickoffs, 20 or more on punts and interceptions, 10 or more on fumble returns)

38 (punt return) by Chris Davis, Florida State

North Carolina

Cumulative Season Statistics

- [Team Statistics](#)
- [Individual Statistics](#)
- [Defensive Statistics](#)
- [Combined Statistics](#)

Overall Team Statistics

The Automated ScoreBook
 North Carolina Overall Team Statistics (as of Sep 07, 2003)
 All games

TEAM STATISTICS	NC	OPP
-----	-----	-----
SCORING.....	47	86
Points Per Game.....	23.5	43.0
FIRST DOWNS.....	48	55
Rushing.....	13	27
Passing.....	27	23
Penalty.....	8	5
RUSHING YARDAGE.....	237	466
Yards gained rushing.....	276	530
Yards lost rushing.....	39	64
Rushing Attempts.....	69	89
Average Per Rush.....	3.4	5.2
Average Per Game.....	118.5	233.0
TDs Rushing.....	1	7
PASSING YARDAGE.....	563	605
Att-Comp-Int.....	92-59-3	70-44-0
Average Per Pass.....	6.1	8.6
Average Per Catch.....	9.5	13.8
Average Per Game.....	281.5	302.5
TDs Passing.....	5	4
TOTAL OFFENSE.....	800	1071
Total Plays.....	161	159
Average Per Play.....	5.0	6.7
Average Per Game.....	400.0	535.5
KICK RETURNS: #-YARDS.....	7-140	5-144
PUNT RETURNS: #-YARDS.....	4-70	5-47
INT RETURNS: #-YARDS.....	0-0	3-8
KICK RETURN AVERAGE.....	20.0	28.8
PUNT RETURN AVERAGE.....	17.5	9.4
INT RETURN AVERAGE.....	0.0	2.7
FUMBLES-LOST.....	4-2	2-2
PENALTIES-YARDS.....	10-97	14-147
Average Per Game.....	48.5	73.5
PUNTS-YARDS.....	9-359	7-287
Average Per Punt.....	39.9	41.0
Net punt average.....	34.7	31.0
TIME OF POSSESSION/GAME.....	31:05	28:55
3RD-DOWN CONVERSIONS.....	8/32	9/26

3rd-Down Pct.....	25%	35%
4TH-DOWN CONVERSIONS.....	2/5	2/4
4th-Down Pct.....	40%	50%
SACKS BY-YARDS.....	4-39	1-7
MISC YARDS.....	0	36
TOUCHDOWNS SCORED.....	6	11
FIELD GOALS-ATTEMPTS.....	2-4	3-5
PAT-ATTEMPTS.....	5-5	9-10
ATTENDANCE.....	106800	0
Games/Avg Per Game.....	2/53400	0/0

SCORE BY QUARTERS	1st	2nd	3rd	4th	OT	Total
-----	---	---	---	---	---	---
North Carolina.....	10	17	7	0	13	- 47
Opponents.....	21	20	20	10	15	- 86

Overall Individual Statistics

The Automated ScoreBook
 North Carolina Overall Individual Statistics (as of Sep 07, 2003)
 All games

RUSHING	GP	Att	Gain	Loss	Net	Avg	TD	Long	Avg/G
-----	-----	-----	-----	-----	-----	-----	-----	-----	-----
Durant, D	2	18	92	2	90	5.0	1	17	45.0
Parker, W	2	17	80	9	71	4.2	0	22	35.5
McGill, R	2	22	78	11	67	3.0	0	19	33.5
Pollock, J	2	2	12	0	12	6.0	0	10	6.0
Scott, C	1	5	12	2	10	2.0	0	6	10.0
Lewis, J	2	2	2	0	2	1.0	0	1	1.0
TEAM	1	1	0	1	-1	-1.0	0	0	-1.0
Stephens, CJ	1	2	0	14	-14	-7.0	0	0	-14.0
Total.....	2	69	276	39	237	3.4	1	22	118.5
Opponents.....	2	89	530	64	466	5.2	7	29	233.0

PASSING	GP	Effic	Att-Cmp-Int	Pct	Yds	TD	Lng	Avg/G
-----	-----	-----	-----	-----	-----	-----	-----	-----
Durant, D	2	129.23	75-49-2	65.3	461	4	44	230.5
Baker, M	1	46.80	10-5-1	50.0	20	0	14	20.0
Stephens, CJ	1	147.87	6-4-0	66.7	58	0	43	58.0
McGill, R	2	631.60	1-1-0	100.0	24	1	24	12.0
Total.....	2	126.95	92-59-3	64.1	563	5	44	281.5
Opponents.....	2	154.31	70-44-0	62.9	605	4	48	302.5

RECEIVING	GP	No.	Yds	Avg	TD	Long	Avg/G
-----	-----	-----	-----	-----	-----	-----	-----
Pollock, J	2	18	166	9.2	1	17	83.0
Lewis, J	2	9	75	8.3	0	19	37.5
Mason, M	2	7	74	10.6	1	44	37.0
Russell, B	2	6	88	14.7	1	26	44.0
Rumley, D	2	3	55	18.3	0	43	27.5
Dunn, J	2	3	31	10.3	1	13	15.5
Blizzard, B	1	3	29	9.7	0	13	29.0
Mitchell, D	2	3	22	7.3	1	10	11.0
McGill, R	2	2	9	4.5	0	5	4.5
Scott, C	1	2	0	0.0	0	0	0.0
Curry, C	2	1	9	9.0	0	9	4.5

Hamlett, J	1	1	6	6.0	0	6	6.0
Parker, W	2	1	-1	-1.0	0	3	-0.5
Total.....	2	59	563	9.5	5	44	281.5
Opponents.....	2	44	605	13.8	4	48	302.5

PUNT RETURNS	No.	Yds	Avg	TD	Long
Waddell, M	4	70	17.5	0	25
Total.....	4	70	17.5	0	25
Opponents.....	5	47	9.4	0	38

INTERCEPTIONS	No.	Yds	Avg	TD	Long
Total.....	0	0	0.0	0	0
Opponents.....	3	8	2.7	0	16

KICK RETURNS	No.	Yds	Avg	TD	Long
Wright, W	4	89	22.2	0	33
Waddell, M	2	36	18.0	0	22
Mason, M	1	15	15.0	0	15
Total.....	7	140	20.0	0	33
Opponents.....	5	144	28.8	0	52

FUMBLE RETURNS	No.	Yds	Avg	TD	Long
Total.....	0	0	0.0	0	0
Opponents.....	1	36	36.0	0	36

The Automated ScoreBook
 North Carolina Overall Individual Statistics (as of Sep 07, 2003)
 All games

SCORING	TD	FGs	----- PATs -----					DXP	Saf	Points
			Kick	Rush	Rcv	Pass				
Orner, D	0	2-4	5-5	0-0	0	0-1	0	0	11	
Mitchell, D	1	0-0	0-0	0-0	0	0-0	0	0	6	
Russell, B	1	0-0	0-0	0-0	0	0-0	0	0	6	
Pollock, J	1	0-0	0-0	0-0	0	0-0	0	0	6	
Durant, D	1	0-0	0-0	0-0	0	0-0	0	0	6	
Mason, M	1	0-0	0-0	0-0	0	0-0	0	0	6	
Dunn, J	1	0-0	0-0	0-0	0	0-0	0	0	6	
Total.....	6	2-4	5-5	0-0	0	0-1	0	0	47	
Opponents.....	11	3-5	9-10	1-1	0	0-0	0	0	86	

TOTAL OFFENSE	G	Plays	Rush	Pass	Total	Avg/G
Durant, D	2	93	90	461	551	275.5
McGill, R	2	23	67	24	91	45.5
Parker, W	2	17	71	0	71	35.5
Stephens, CJ	1	8	-14	58	44	44.0
Baker, M	1	10	0	20	20	20.0
Pollock, J	2	2	12	0	12	6.0
Scott, C	1	5	10	0	10	10.0
Lewis, J	2	2	2	0	2	1.0
TEAM	1	1	-1	0	-1	-1.0
Total.....	2	161	237	563	800	400.0
Opponents.....	2	159	466	605	1071	535.5

FIELD GOALS	FGM-FGA	Pct	01-19	20-29	30-39	40-49	50-99	Lg	Blk
Orner, D	2-4	50.0	0-0	0-0	1-2	1-1	0-1	46	0

FG SEQUENCE	North Carolina	OPPONENTS
Florida State	51,37	(26),41
Syracuse	(46), (39)	(32), (37), 37

Numbers in (parentheses) indicate field goal was made.

PUNTING	No.	Yds	Avg	Long	TB	FC	I20	Blkd
Lafferty, J	8	298	37.2	46	0	2	2	0
Wooldridge, D	1	61	61.0	61	0	0	0	0
Total.....	9	359	39.9	61	0	2	2	0
Opponents.....	7	287	41.0	48	2	0	1	0

The Automated ScoreBook
 North Carolina Overall Individual Statistics (as of Sep 07, 2003)
 All games

ALL PURPOSE	G	Rush	Rec	PR	KOR	IR	Tot	Avg/G
Pollock, J	2	12	166	0	0	0	178	89.0
Waddell, M	2	0	0	70	36	0	106	53.0
Durant, D	2	90	0	0	0	0	90	45.0
Mason, M	2	0	74	0	15	0	89	44.5
Wright, W	2	0	0	0	89	0	89	44.5
Russell, B	2	0	88	0	0	0	88	44.0
Lewis, J	2	2	75	0	0	0	77	38.5
McGill, R	2	67	9	0	0	0	76	38.0
Parker, W	2	71	-1	0	0	0	70	35.0
Rumley, D	2	0	55	0	0	0	55	27.5
Dunn, J	2	0	31	0	0	0	31	15.5
Blizzard, B	1	0	29	0	0	0	29	29.0
Mitchell, D	2	0	22	0	0	0	22	11.0
Scott, C	1	10	0	0	0	0	10	10.0
Curry, C	2	0	9	0	0	0	9	4.5
Hamlett, J	1	0	6	0	0	0	6	6.0
TEAM	1	-1	0	0	0	0	-1	-1.0
Stephens, CJ	1	-14	0	0	0	0	-14	-14.0
Total.....	2	237	563	70	140	0	1010	505.0
Opponents.....	2	466	605	47	144	8	1270	635.0

Overall Defensive Statistics

The Automated ScoreBook
 North Carolina Overall Defensive Statistics (as of Sep 07, 2003)
 All games

DEFENSIVE LEADERS	GP	Solo	Ast	Total	TFL/Yds	No-Yds	Int-Yds	BrUp	QBH	Rcv-Yds	FF	Kick	Saf
24 Reid, D	2	18	7	25
23 Carey, M	2	9	4	13	.	.	.	1
53 Justice, D	2	10	2	12	1.0-4	1	.	.

44 Hedgecock, M	2	6	4	10	2-0	.	.	.
2 Johnson, D	2	4	5	9	.	.	.	3
26 Harris, M	2	6	3	9	.	.	.	2
52 Longhany, J	2	8	1	9	4.0-13	1.0-4
13 Holt, C	2	8	.	8	.	.	.	2
95 Page, C	2	5	3	8	1.0-8	1.0-8	.	.	1
11 Roberson, C	2	7	1	8	1.0-11	1.0-11
6A Hawkins, C	2	4	2	6	.	.	.	1
92 Mooring, I	2	5	1	6	1.0-16	1.0-16
80 Davis, T	2	4	1	5	1.0-3	.	.	.	1
57 Bullard, D	2	4	1	5	1.0-5
90 Banks, J	2	3	1	4	1.0-1	.	.	.	1
1A Green, L	2	3	1	4	.	.	.	1
69 Seawright, J	2	3	.	3	1	.
28 Walker, DJ	2	1	2	3
37 Gaddy, C	2	2	1	3
8 Richardson, T	2	2	.	2	1.0-1
18 Waddell, M	2	1	1	2	.	.	.	1
29 Wright, W	2	.	1	1
14 Roberts, T	2	1	.	1
27 Taylor, K	2	1	.	1
9 Holley, J	2	1	.	1
Total.....	2	116	42	158	12-62	4-39	.	11	3	2-0	1	1	.
Opponents.....	2	92	54	146	14-33	1-7	3-8	7	.	2-36	3	.	.

Combined Team Statistics

The Automated ScoreBook

North Carolina Combined Team Statistics (as of Sep 07, 2003)

All games

RECORD:	OVERALL	HOME	AWAY	NEUTRAL
ALL GAMES.....	(0-2-0)	(0-2-0)	(0-0-0)	(0-0-0)
CONFERENCE.....	(0-1-0)	(0-1-0)	(0-0-0)	(0-0-0)
NON-CONFERENCE.....	(0-1-0)	(0-1-0)	(0-0-0)	(0-0-0)

DATE	OPPONENT	W/L	SCORE	ATTEND
*Aug 30, 2003	#13 FLORIDA STATE	L	0-37	59800
Sep 06, 2003	SYRACUSE	LOT	47-49	47000

* denotes conference game

TEAM STATISTICS	NC	OPP
FIRST DOWNS.....	48	55
Rushing.....	13	27
Passing.....	27	23
Penalty.....	8	5
RUSHING YARDAGE.....	237	466
Yards gained rushing...	276	530
Yards lost rushing.....	39	64
Rushing Attempts.....	69	89
Average Per Rush.....	3.4	5.2
Average Per Game.....	118.5	233.0
TDs Rushing.....	1	7

PASSING YARDAGE.....	563	605
Att-Comp-Int.....	92-59-3	70-44-0
Average Per Pass.....	6.1	8.6
Average Per Catch.....	9.5	13.8
Average Per Game.....	281.5	302.5
TDs Passing.....	5	4
TOTAL OFFENSE.....	800	1071
Total Plays.....	161	159
Average Per Play.....	5.0	6.7
Average Per Game.....	400.0	535.5
KICK RETURNS: #-YARDS....	7-140	5-144
PUNT RETURNS: #-YARDS....	4-70	5-47
INT RETURNS: #-YARDS....	0-0	3-8
FUMBLES-LOST.....	4-2	2-2
PENALTIES-YARDS.....	10-97	14-147
PUNTS-AVG.....	9-39.9	7-41.0
TIME OF POSSESSION/GAME..	31:05	28:55
3RD-DOWN CONVERSIONS.....	8/32	9/26
4TH-DOWN CONVERSIONS.....	2/5	2/4

RUSHING	GP	Att	Gain	Loss	Net	Avg	TD	Long	Avg/G
Durant, D	2	18	92	2	90	5.0	1	17	45.0
Parker, W	2	17	80	9	71	4.2	0	22	35.5
McGill, R	2	22	78	11	67	3.0	0	19	33.5
Pollock, J	2	2	12	0	12	6.0	0	10	6.0
Scott, C	1	5	12	2	10	2.0	0	6	10.0
Lewis, J	2	2	2	0	2	1.0	0	1	1.0
TEAM	1	1	0	1	-1	-1.0	0	0	-1.0
Stephens, CJ	1	2	0	14	-14	-7.0	0	0	-14.0
Total.....	2	69	276	39	237	3.4	1	22	118.5
Opponents.....	2	89	530	64	466	5.2	7	29	233.0

PASSING	GP	Effic	Att-Cmp-Int	Pct	Yds	TD	Lng	Avg/G
Durant, D	2	129.23	75-49-2	65.3	461	4	44	230.5
Baker, M	1	46.80	10-5-1	50.0	20	0	14	20.0
Stephens, CJ	1	147.87	6-4-0	66.7	58	0	43	58.0
McGill, R	2	631.60	1-1-0	100.0	24	1	24	12.0
Total.....	2	126.95	92-59-3	64.1	563	5	44	281.5
Opponents.....	2	154.31	70-44-0	62.9	605	4	48	302.5

RECEIVING	GP	No.	Yds	Avg	TD	Long	Avg/G
Pollock, J	2	18	166	9.2	1	17	83.0
Lewis, J	2	9	75	8.3	0	19	37.5
Mason, M	2	7	74	10.6	1	44	37.0
Russell, B	2	6	88	14.7	1	26	44.0
Rumley, D	2	3	55	18.3	0	43	27.5
Dunn, J	2	3	31	10.3	1	13	15.5
Blizzard, B	1	3	29	9.7	0	13	29.0
Mitchell, D	2	3	22	7.3	1	10	11.0
McGill, R	2	2	9	4.5	0	5	4.5
Scott, C	1	2	0	0.0	0	0	0.0
Curry, C	2	1	9	9.0	0	9	4.5
Hamlett, J	1	1	6	6.0	0	6	6.0
Parker, W	2	1	-1	-1.0	0	3	-0.5
Total.....	2	59	563	9.5	5	44	281.5
Opponents.....	2	44	605	13.8	4	48	302.5

FIELD GOALS	FGM-FGA	Pct	01-19	20-29	30-39	40-49	50-99	Lg	Blk
Orner, D	2-4	50.0	0-0	0-0	1-2	1-1	0-1	46	0

SCORING	TD	FGs	PATs				DXP	Saf	Points
			Kick	Rush	Rcv	Pass			
Orner, D	0	2-4	5-5	0-0	0	0-1	0	0	11
Durant, D	1	0-0	0-0	0-0	0	0-0	0	0	6
Mason, M	1	0-0	0-0	0-0	0	0-0	0	0	6
Russell, B	1	0-0	0-0	0-0	0	0-0	0	0	6
Dunn, J	1	0-0	0-0	0-0	0	0-0	0	0	6
Mitchell, D	1	0-0	0-0	0-0	0	0-0	0	0	6
Pollock, J	1	0-0	0-0	0-0	0	0-0	0	0	6
Total.....	6	2-4	5-5	0-0	0	0-1	0	0	47
Opponents.....	11	3-5	9-10	1-1	0	0-0	0	0	86

SCORE BY QUARTERS	1st	2nd	3rd	4th	OT	Total
North Carolina.....	10	17	7	0	13	- 47
Opponents.....	21	20	20	10	15	- 86

INTERCEPTIONS	No.	Yds	Avg	TD	Long
Total.....	0	0	0.0	0	0
Opponents.....	3	8	2.7	0	16

PUNTING	No.	Yds	Avg	Long	TB	FC	I20	Blkd
Lafferty, J	8	298	37.2	46	0	2	2	0
Wooldridge, D	1	61	61.0	61	0	0	0	0
Total.....	9	359	39.9	61	0	2	2	0
Opponents.....	7	287	41.0	48	2	0	1	0

PUNT RETURNS	No.	Yds	Avg	TD	Long
Waddell, M	4	70	17.5	0	25
Total.....	4	70	17.5	0	25
Opponents.....	5	47	9.4	0	38

KICK RETURNS	No.	Yds	Avg	TD	Long
Wright, W	4	89	22.2	0	33
Waddell, M	2	36	18.0	0	22
Mason, M	1	15	15.0	0	15
Total.....	7	140	20.0	0	33
Opponents.....	5	144	28.8	0	52

ALL PURPOSE	G	Rush	Rec	PR	KOR	IR	Tot	Avg/G
Pollock, J	2	12	166	0	0	0	178	89.0
Waddell, M	2	0	0	70	36	0	106	53.0
Durant, D	2	90	0	0	0	0	90	45.0
Mason, M	2	0	74	0	15	0	89	44.5
Wright, W	2	0	0	0	89	0	89	44.5
Russell, B	2	0	88	0	0	0	88	44.0
Lewis, J	2	2	75	0	0	0	77	38.5
McGill, R	2	67	9	0	0	0	76	38.0
Parker, W	2	71	-1	0	0	0	70	35.0
Rumley, D	2	0	55	0	0	0	55	27.5
Total.....	2	237	563	70	140	0	1010	505.0
Opponents.....	2	466	605	47	144	8	1270	635.0

TOTAL OFFENSE	G	Plays	Rush	Pass	Total	Avg/G
Durant, D	2	93	90	461	551	275.5

McGill, R	2	23	67	24	91	45.5
Parker, W	2	17	71	0	71	35.5
Stephens, CJ	1	8	-14	58	44	44.0
Baker, M	1	10	0	20	20	20.0
Pollock, J	2	2	12	0	12	6.0
Scott, C	1	5	10	0	10	10.0
Lewis, J	2	2	2	0	2	1.0
Total.....	2	161	237	563	800	400.0
Opponents.....	2	159	466	605	1071	535.5

DEFENSIVE LEADERS	GP	-----Tackles-----			TFL/Yds	-Sacks-		---Pass Def---		-Fumbles-		Blkd	
		Solo	Ast	Total		No-Yds	Int-Yds	BrUp	QBH	Rcv-Yds	FF	Kick	Saf
24 Reid, D	2	18	7	25
23 Carey, M	2	9	4	13	.	.	.	1
53 Justice, D	2	10	2	12	1.0-4	1	.	.
44 Hedgecock, M	2	6	4	10	2-0	.	.	.
2 Johnson, D	2	4	5	9	.	.	.	3
26 Harris, M	2	6	3	9	.	.	.	2
52 Longhany, J	2	8	1	9	4.0-13	1.0-4
95 Page, C	2	5	3	8	1.0-8	1.0-8	.	.	1
11 Roberson, C	2	7	1	8	1.0-11	1.0-11
13 Holt, C	2	8	.	8	.	.	.	2
6A Hawkins, C	2	4	2	6	.	.	.	1
92 Mooring, I	2	5	1	6	1.0-16	1.0-16
80 Davis, T	2	4	1	5	1.0-3	.	.	.	1
57 Bullard, D	2	4	1	5	1.0-5
90 Banks, J	2	3	1	4	1.0-1	.	.	.	1
1A Green, L	2	3	1	4	.	.	.	1
28 Walker, DJ	2	1	2	3
69 Seawright, J	2	3	.	3	1	.
37 Gaddy, C	2	2	1	3
8 Richardson, T	2	2	.	2	1.0-1
18 Waddell, M	2	1	1	2	.	.	.	1
14 Roberts, T	2	1	.	1
27 Taylor, K	2	1	.	1
9 Holley, J	2	1	.	1
29 Wright, W	2	.	1	1
Total.....	2	116	42	158	12-62	4-39	.	11	3	2-0	1	1	.
Opponents.....	2	92	54	146	14-33	1-7	3-8	7	.	2-36	3	.	.