

UNIVERSITY OF NORTH ALABAMA
2025 BASEBALL RECORD BOOK

2025 NORTH ALABAMA BASEBALL


RECORDS, STATS & MORE

UNA Baseball History.....	3-5
Lions in NCAA Playoffs.....	6
Team Records	7-8
Individual Records	9-10
Division I Records	11-12
Season and Career Stat Leaders	13-18
Single Game Superlatives	19
Year-by-Year Lion Team Stats	20-21
Record vs. All Opponents.....	22-24
Annual Individual Leaders.....	25-27
Lion Baseball Honors.....	28-35
UNA Baseball Academic Awards	36-37
Lions in Professional Baseball	38-41
UNA in NCAA Statistics	44-47
All-time Scores	48-59
Conference Series History.....	58-59
All-time Lettermen	60-70
Conference Tournament History.....	71-72
All-Decade Teams	73-76
UNA's Championship Teams	77-78
Lions in NCAA Polls	79
UNA's Championship Tradition.....	80
UNA's Baseball Facilities	81-86

NORTH ALABAMA



UNA IS A MEMBER
OF THE
ASUN CONFERENCE
AND
NCAA DIVISION I



UNA BASEBALL SUPERLATIVES

UNA BASEBALL

GULF SOUTH CONFERENCE DIVISION CHAMPIONSHIPS



1984 • North Division Champions
1987 • West Division Champions
1990 • West Division Champions
1992 • Regular-Season Champions
1993 • Regular-Season Champions
1994 • East Division Champions
1995 • East Division Champions
1997 • East Division Champions
2002 • East Division Champions
2005 • East Division Champions



UNA BASEBALL

GULF SOUTH CONFERENCE LEAGUE CHAMPIONSHIPS

1984 • GSC Tournament Champions
1989 • GSC Tournament Champions
1993 • GSC Tournament Champions
1997 • GSC Tournament Champions
1999 • GSC Tournament Champions

UNA BASEBALL

NCAA REGIONAL TOURNAMENT APPEARANCES



1984 • NCAA Division II Central Regional
1985 • NCAA Division II Central Regional
1987 • NCAA Division II South Central Regional
1989 • NCAA Division II South Central Regional
1991 • NCAA Division II South Atlantic Regional
1992 • NCAA Division II South Central Regional
1993 • NCAA Division II South Central Regional
1995 • NCAA Division II South Central Regional
1997 • NCAA Division II South Central Regional
1999 • NCAA Division II South Central Regional Champions
2011 • NCAA Division II South Regional
2012 • NCAA Division II South Regional



UNA Baseball Program Posted 30 Consecutive Winning Seasons:

The UNA baseball program posted a string of 30 consecutive winning seasons from 1984-2013. During that time the Lions won five conference championships and made 12 NCAA Playoff Appearances.

Two Former Baseball Players Competed in 2014 World Series:

Two former University of North Alabama baseball players found themselves on opposite sides of the 2014 World Series as Josh Willingham (1998-00) and the Kansas City Royals faced Sergio Romo (2004) and the San Francisco Giants.

UNA Has Had Five Former Lions Compete in the Major Leagues:

Five former University of North Alabama baseball players have reached the Major Leagues: Cedric Landrum (Cubs, Mets), Terry Jones (Rockies, Expos), Jim Czajkowski (Rockies), Josh Willingham (Marlins, Nationals, A's, Twins, Royals) and Sergio Romo (Giants, Dodgers, Rays, Marlins, Twins).


Willingham Hit Two Grand Slams in a Single Major League Game:

Former UNA Lion Josh Willingham is one of just 13 players in the history of Major League Baseball to hit two grand slams in a single game. On July 27, 2009, while playing for the Washington Nationals, Willingham hit two grand slams against the Milwaukee Brewers in a 14-6 win by the Nationals. He also tied a franchise record with eight runs batted in. The bat that he used to hit the two grand slams is on display in the Baseball Hall of Fame in Cooperstown, N.Y.

LION BASEBALL HISTORY

ALL-TIME UNA BASEBALL COACHES

1932-49	Eddie Flowers
1949-71	George Weeks
1972	Jackie Pedigo
1973-74	Ricky Lindsey
1975	Mike Dean
1976	Tommy Jones
1977-78	Mike Knight
1979	Gary Elliott
1980-83	Mike Galloway
1984-2008	Mike Lane
2009-2022	Mike Keehn
2023-	Jad Prachniak




Mike Lane is the winningest coach in UNA baseball history with 908 wins


RECORDS OF LION COACHES

Mike Lane	908-398-12
Mike Keehn	346-333-1
George Weeks	163-151*
Mike Galloway	72-87
Mike Knight	55-65
Ricky Lindsey	33-26
Jad Prachniak	32-72-1
Eddie Flowers	23-19-3*
Gary Elliott	18-17
Mike Dean	15-26
Jackie Pedigo	10-19

* Records incomplete for Eddie Flowers and George Weeks




Mike Knight



Eddie Flowers



George Weeks



Mike Galloway

ALL-TIME RECORDS

1947	5-7-2	Eddie Flowers
1948	15-3	Eddie Flowers
1949	3-9-1	Eddie Flowers
1950	5-8*	George Weeks
1951	10-4	George Weeks
1952		George Weeks
1953		George Weeks
1954	12-3	George Weeks
1955	14-2	George Weeks
1956	8-9	George Weeks
1957	7-10	George Weeks
1958	10-5	George Weeks
1959	10-8	George Weeks
1960	11-7	George Weeks
1961	10-8	George Weeks
1962	9-5	George Weeks
1965	4-8	George Weeks
1966	5-10	George Weeks
1967	14-8	George Weeks
1968	6-6*	George Weeks
1969	16-12*	George Weeks
1970	2-22	George Weeks
1971	10-16	George Weeks
1972	10-19	Jackie Pedigo
1973	11-16	Ricky Lindsey
1974	22-10	Ricky Lindsey
1975	12-23	Mike Dean
1976	15-26	Tommy Jones
1977	23-20	Mike Knight
1978	17-19	Mike Knight
1979	18-17	Gary Elliott
1980	20-25	Mike Galloway
1981	20-25	Mike Galloway
1982	17-20	Mike Galloway
1983	15-17	Mike Galloway
1984	28-24-1	Mike Lane
1985	46-11-1	Mike Lane
1986	34-16-1	Mike Lane
1987	40-13-1	Mike Lane
1988	29-16-1	Mike Lane
1989	44-11	Mike Lane
1990	37-11	Mike Lane
1991	30-17	Mike Lane
1992	33-19-1	Mike Lane
1993	39-18	Mike Lane
1994	35-11-2	Mike Lane
1995	43-15	Mike Lane
1996	37-11	Mike Lane
1997	40-15-1	Mike Lane
1998	38-12	Mike Lane
1999	45-12	Mike Lane
2000	36-16-1	Mike Lane
2001	30-18	Mike Lane
2002	37-16	Mike Lane
2003	35-15	Mike Lane
2004	34-20-1	Mike Lane
2005	39-19	Mike Lane
2006	38-20	Mike Lane
2007	32-21-1	Mike Lane
2008	29-21	Mike Lane
2009	32-20	Mike Keehn
2010	29-24	Mike Keehn
2011	37-14	Mike Keehn
2012	39-18	Mike Keehn
2013	28-21-1	Mike Keehn
2014	26-27	Mike Keehn
2015	27-16	Mike Keehn
2016	25-22	Mike Keehn
2017	34-19	Mike Keehn
2018	31-20	Mike Keehn
Division I		
2019	16-38	Mike Keehn
2020	3-13	Mike Keehn
2021	7-40	Mike Keehn
2022	12-41	Mike Keehn
2023	14-37	Jad Prachniak
2024	18-35-1	Jad Prachniak

LION BASEBALL HISTORY

UNA YEAR BY YEAR

UNA began its baseball program in 1932 but records are incomplete or non-existent for many of the early seasons.

Year	Rec.	Pct
1947	5-7-2	.428
1948	15-3	.833
1949	3-9-1	
1950	5-8	
1951	10-4	.714
1952		
1953		
1954	12-3	
1955	14-2	.875
1956	8-9	
1957	7-10	
1958	10-5	.666
1959	10-8	.555
1960	11-7	.611
1961	10-8	.555
1962	9-5	.642
1965	4-8	.333
1966	5-10	.333
1967	14-8	.636
1968	6-6	
1969	16-12	
1970	2-22	
1971	10-16	.385
1972	10-19	.345
1973	11-16	.407
1974	22-10	.688
1975	12-23	.343
1976	15-26	.357
1977	23-20	.535
1978	17-19	.472
1979	18-17	.514
1980	20-25	.444
1981	20-25	.444
1982	17-20	.459
1983	15-17	.469
1984	28-24-1	.537
1985	46-11-1	.801
1986	34-16-1	.676
1987	40-13-1	.750
1988	29-16-1	.641
1989	44-11	.800
1990	37-11	.771
1991	30-17	.638
1992	33-19-1	.632
1993	39-18	.684
1994	35-11-2	.750
1995	43-15	.741
1996	37-11	.771
1997	40-15-1	.723
1998	38-12	.760
1999	45-12	.789
2000	36-16-1	.688
2001	30-18	.625
2002	37-16	.698
2003	35-15	.700
2004	34-20-1	.627

2005	39-19	.672
2006	38-20	.655
2007	32-21-1	.618
2008	29-21	.580
2009	32-20	.615
2010	29-24	.547
2011	37-14	.725
2012	39-18	.684
2013	28-21-1	.570
2014	26-27	.490
2015	27-16	.628
2016	25-22	.532
2017	34-19	.641
2018	31-20	.608

Division I

2019	16-38	.296
2020	3-13	.187
2021	7-40	.149
2022	12-41	.226
2023	14-37	.275
2024	18-35-1	.333

UNA IN THE GULF SOUTH CONFERENCE REGULAR-SEASON STANDINGS

EAST DIVISION

1973	3-10	.231	.5th
1974	9-5	.643	.2nd
1975	1-9	.100	.5th
1976	1-9	.136	.5th
1977	7-7	.500	.3rd
1978	8-6	.571	.3rd
1979	3-11	.214	.4th

OVERALL (no divisions)

1980	5-10	.333	.7th
1981	6-12	.333	.6th
1982	1-6	.143	.7th

WHITE DIVISION

1983	5-6	.455	.2nd
------	-----	------	------

OVERALL

1984	*none		
1985	*none		
1986	*none		

WEST DIVISION

1987	11-4	.719	.1st
1988	8-6	.571	.3rd
1989	12-4	.750	.2nd
1990	12-4	.750	.1st
1991	10-6	.625	.2nd

OVERALL (no divisions)

1992	13-4	.765	.1st
1993	12-6	.667	.1st

EAST DIVISION

1994	13-4	.764	.1st
1995	16-6	.727	.1st
1996	12-8	.600	.3rd
1997	16-5	.762	.1st

1998	13-7	.650	.2nd
1999	14-6	.700	.2nd
2000	13-8	.619	.3rd
2001	10-11	.476	.5th
2002	14-5	.737	.1st
2003	10-10	.500	.6th
2004	8-11	.421	.6th
2005	17-4	.809	.1st
2006	11-9	.550	.3rd
2007	7-11	.389	.5th
2008	8-9	.471	.4th
2009	6-8	.428	.5th
2010	8-7	.533	.3rd
2011	12-4	.750	.2nd

OVERALL

2012	15-9	.625	T2nd
2013	16-10	.615	.4th
2014	14-16	.466	.7th
2015	15-14	.517	.7th
2016	15-17	.468	.8th
2017	21-12	.636	.3rd
2018	19-11	.633	.5th

*there were no regular-season GSC standings. Conference finish was determined in league tournament only.

ASUN CONFERENCE STANDINGS

2019	7-16	.304	.8th
2020	no conference games		
2021	6-15	.286	.8th
2022	5-25	.166	.6th
2023	8-22	.267	.13th
2024	10-19-1	.333	.10th

UNA'S GSC TITLES

1984

North Division Champions
GSC Tournament Champions

1987

West Division Champions

1989

GSC Tournament Champions

1990

West Division Champions

1992

Regular-Season Champions

1993

Regular-Season Champions
GSC Tournament Champions

1994

East Division Champions

1995

East Division Champions

1997

East Division Champions
GSC Tournament Champions

1999

GSC Tournament Champions

2002

East Division Champions

2005

East Division Champions

LIONS IN THE NCAA PLAYOFFS

NORTH ALABAMA IN THE DII NCAA BASEBALL PLAYOFFS

1984, 1985, 1987, 1989, 1991, 1992, 1993, 1995, 1997, 1999, 2011, 2012

Total Appearances: 12 • Playoff Record: 14-24

1984

CENTRAL REGIONAL

Troy, Alabama

UNA 2, Troy State 1

UNA 2, Jacksonville State 1

CHAMPIONSHIP

Troy State 7, UNA 3

Troy State 9, UNA 3

1985

CENTRAL REGIONAL

Cleveland, Mississippi

Troy State 7, UNA 6

(10 innings)

Grand Valley State 10, UNA 9

(14 innings)

1987

SOUTH CENTRAL REGIONAL

Troy, Alabama

SIU-Edwardsville 11, UNA 4

Troy State 4, UNA 0

1989

SOUTH CENTRAL REGIONAL

Florence, Alabama

UNA 8, Delta State 4

CHAMPIONSHIP

Jacksonville State 8, UNA 1

Jacksonville State 8, UNA 5

1991

SOUTH ATLANTIC REGIONAL

Savannah, Georgia

Longwood College 5, UNA 2

UNA 13, Armstrong State 4

CHAMPIONSHIP

Longwood College 8, UNA 3

1992

SOUTH CENTRAL REGIONAL

Livingston, Alabama

UNA 13, Columbus College 7

CHAMPIONSHIP

West Alabama 10, UNA 2

West Alabama 7, UNA 3



1993

SOUTH CENTRAL REGIONAL

Troy, Alabama

UNA 9, Valdosta State 7

CHAMPIONSHIP

Troy State 7, UNA 6

Troy State 7, UNA 3

1995

SOUTH CENTRAL REGIONAL

Florence, Alabama

Valdosta State 11, UNA 10

UNA 13, Delta State 6

UNA 9, Delta State 8

CHAMPIONSHIP

Valdosta State 9, UNA 8

1997

SOUTH CENTRAL REGIONAL

Florence, Alabama

Elon 6, UNA 2

Central Oklahoma 13, UNA 2

1999

SOUTH CENTRAL REGIONAL

Florence, Alabama

UNA 7, Alabama-Huntsville 4

UNA 3, SE Oklahoma State 0

CHAMPIONSHIP

UNA 4, SE Oklahoma State 2

DIVISION II BASEBALL

CHAMPIONSHIP

Montgomery, Alabama

UNA 15, West Virginia State 9

Kennesaw State 10, UNA 3

Rockhurst 4, UNA 3

2011

SOUTH REGIONAL

Pensacola, Florida

UNA 8, Southern Arkansas 3

UNA 8, Harding 2

West Florida 6, UNA 1

Barry 10, UNA 5


2012

SOUTH REGIONAL

Tampa, Florida

Delta State 2, North Alabama 0

Lynn 10, UNA 4



UNA pitcher Cliff Lord was the Most Valuable Player in the 1999 Division II South Central Regional Tournament.

ALL-TIME TEAM RECORDS

TEAM - GAME (Batting)

MOST AT BATS:

58 vs. Lee on March 3, 2018. (Away)

MOST HITS:

31 vs. West Florida, March 9, 1997 (Home)

MOST RUNS SCORED:

32 vs. Tuskegee, April 5, 2006 (Away), Won 32-3

MOST BASES ON BALLS :

15 vs. Valdosta State on April 5, 1998 (Away)

MOST STOLEN BASES:

18 vs. Lincoln University (Mo.), March 16, 1992 (Home)

MOST STOLEN BASE ATTEMPTS:

19 vs. Lincoln University (Mo.), Mar. 16, 1992 (Home)

MOST STOLEN BASES, BOTH TEAMS:

18, vs. Lincoln University (Mo.), Mar. 16, 1992, UNA 18, Lincoln 0 (Home)

MOST STOLEN BASES IN AN INNING:

7 in the sixth inning vs. Lincoln University (Mo.), Mar. 16, 1992 (Home)

MOST RUNNERS LEFT ON BASE:

25 vs. Lee on March 3, 2018. (Away)

FEWEST HITS IN A GAME:

0 vs. Jacksonville State in 1975 (Roger Mayo pitching for JSU)

WIDEST MARGIN OF VICTORY:

29 vs. Tuskegee, April 5, 2006 (won 32-3, away)

MOST RUNS SCORED IN AN INNING:

15 vs. Tuskegee, April 5, 2006 (Away)

MOST HITS IN AN INNING:

15 vs. West Florida, March 9, 1997 (Home), Won 24-6

MOST BATTERS IN AN INNING:

20 vs. West Florida, March 9, 1997 (Home) won 24-6

MOST CONSECUTIVE BATTERS TO REACH BASE:

14 vs. West Florida, March 9, 1997 (Home) won 24-6

TEAM - LONGEST GAMES

Longest Games in UNA Baseball History

* 16 innings (6:08 time of play) - 2018 at Lee, Won 5-4

* 15 innings (5:05 time of play) - 2021 at home vs. Lipscomb, Won 6-5

* 15 innings (3:09 time of play) - 2014 at West Alabama, Lost 3-2

* 14 innings, 1985 vs. Grand Valley State at Cleveland, Miss. NCAA Regional, Lost 10-9

* 13 innings (4:00 time of play) - 2018 at home vs. Mississippi College, Won 2-1

* 13 innings (4:00 time of play) - 2003 at Montevallo, Won 7-4

TEAM - SEASON (Batting)

MOST GAMES:

58 in 2006 (won 38, lost 20), 1985 (won 46, lost 11, tied 1), 1995 (won 43, lost 15), 2005 (won 39, lost 19)

MOST WINS:

46 in 1985 (lost 11, tied 1)

MOST CONSECUTIVE WINS:

16 in 1985

MOST LOSSES:

41 in 2022 (won 12)

MOST CONSECUTIVE LOSSES:

16 in 1976

BEST WINNING PERCENTAGE:

.807 in 1985 (won 46, lost 11, tied 1)

MOST WINS AT HOME:

32 in 1999 (lost 5)

MOST ROAD WINS:

26 in 1985 (lost 5, tied 1)

MOST GSC WINS:

21 in 2017 (lost 12)

MOST GSC LOSSES:

17 in 2016 (won 15)

MOST ASUN WINS:

10 in 2024 (lost 19)

MOST ASUN LOSSES:

25 in 2022 (won 5)

MOST AT BATS:

1,862 in 57 games, 1999

MOST RUNS SCORED:

494 in 57 games, 1999

MOST RUNS SCORED PER GAME:

9.86 in 1998 (493 in 50 games)

MOST HITS:

641 in 58 games, 2006

MOST EXTRA BASE HITS:

217 in 57 games, 1999

MOST SINGLES:

461 in 58 games, 1995

MOST DOUBLES:

142 in 57 games, 1999

MOST TRIPLES:

25 in 58 games, 1985

MOST HOME RUNS:

63 in 57 games, 1999

MOST TOTAL BASES:

980 in 57 games, 1999

BEST BATTING AVERAGE:

.363 in 1998 (583 hits in 1,604 at bats)

MOST BASES ON BALLS:

335 in 58 games, 1985

MOST STOLEN BASES:

260 in 58 games, 1985 (302 attempts)

MOST STOLEN BASE ATTEMPTS:

302 in 58 games, 1985 (made 260)

MOST TIMES TO STRIKE OUT:

480 in 54 games, 2019

MOST TOTAL SACRIFICES:

108 in 58 games, 2006

MOST SACRIFICE FLIES:

38 in 58 games, 2006

MOST SACRIFICE BUNTS:

80 in 53 games, 2014

MOST TIMES HIT BY A PITCH:

75 in 51 games, 2011

TEAM - GAME (Fielding)

MOST ERRORS:

9 vs. Columbus State, 2007

TEAM - SEASON (Fielding)

MOST PUTOUTS:

1,405 in 58 games, 2005

MOST ASSISTS:

629 in 57 games, 1999

MOST ERRORS:

126 in 53 games, 1984

FEWEST ERRORS:

(since records have been kept - 1984)
40 in 43 games, 2015

MOST TOTAL CHANCES:

2,124 in 57 games, 1999


BEST FIELDING PERCENTAGE:

.973 in 2015, 1,025 PO, 421 Asst., 40 errors


MOST DOUBLE PLAYS:

49 in 57 games, 2012

ALL-TIME TEAM RECORDS



Harry Selton



George Mianowski



Trey Mitchell

TEAM - GAME (Pitching)

MOST STRIKEOUTS:
23 vs. Lee on March 3, 2018.

TEAM - SEASON (Pitching)

MOST WINS:
46 in 58 games, 1985 (lost 11, tied 1)

MOST COMPLETE GAMES:
22 in 53 games, 1984; 22 in 56 games, 1997

MOST SHUTOUTS:
9 in 58 games, 2006; 9 in 51 games, 2018

MOST SAVES:
16 in 57 games, 1999; 16 in 58 games, 1995; 16 in 57 games, 2012

MOST INNINGS PITCHED:
468.1 in 58 games, 2005

MOST BATTERS FACED:
2,083 in 58 games, 2005

MOST RUNS ALLOWED:
486 in 53 games, 2022

MOST EARNED RUNS ALLOWED:
441 in 53 games, 2022

MOST HITS ALLOWED:
607 in 53 games, 2022

MOST STRIKEOUTS:
422 in 51 games, 2018

MOST WALKS:
355 in 51 games, 2023

FEWEST WALKS ALLOWED:
(since records have been kept - 1984)
98 in 43 games, 2015

MOST BATTERS HIT BY PITCHES:
104 in 51 games, 2023

MOST RELIEF APPEARANCES:
165 in 54 games, 2019


BEST EARNED RUN AVERAGE:
2.66 in 48 games, 1990

TEAM MISCELLANEOUS


CONSECUTIVE GAMES SCORED IN:
175 from 1995-1999. Previous record was 118 from 1989-91.

LAST TIME SHUTOUT:
March 22, 2024 at Eastern Kentucky, 10-0.

VICTIM OF TRIPLE PLAY:
Feb. 25, 2001 vs. Christian Brothers and March 29, 2002 at Alabama-Huntsville



Jim Czajkowski



Marty Wheeler



A.J. Reed

ALL-TIME INDIVIDUAL RECORDS

INDIVIDUAL - GAME (Batting)

MOST RUNS SCORED:

5 by Cedric Landrum vs. West Alabama in 1985 (Home), 5 by Chris Fears vs. Bellarmine on Feb. 12, 2000, 5 by Chris Fears vs. Lincoln Memorial on March 18, 2000, 5 by Josh Willingham vs. Montevallo on May 7, 2000, 5 by Adam Wheeler vs. Christian Brothers Feb. 16, 2002 (Away), 5 by Adam Wheeler vs. Northern State on March 10, 2002 (Home), 5 by Chad McCoy vs. Lincoln Memorial on March 16, 2003, 5 by Andrew Knerr, Eddie Gullen and Aaron Hauser vs. Tuskegee, April 5, 2006 (Away); 5 by Dyla Calhoun vs. Christian Brothers, April 23, 2016 (Away).

MOST HITS:

5 by Sam Lee vs. Alabama A&M on March 4, 1998; Mark Krumback vs. Wisconsin-Platteville in 1986 (Home); Darren Taylor vs. Armstrong State on May 18, 1991 at NCAA South Atlantic Regional at Savannah, Ga.; Rob Nixon vs. Mississippi College on April 12, 1992 (Away); Josh Willingham vs. West Virginia State on May 23, 1999 at the NCAA Baseball Championship; Josh Willingham vs. Lincoln Memorial on March 18, 2000; Chris Fears vs. Lincoln Memorial on March 18, 2000; Adam Wheeler vs. Christian Brothers on Feb. 16, 2002 (Away); James Barksdale at Lincoln Memorial on April 10, 2005; Aaron Hauser and Andrew Knerr vs. Tuskegee on April 5, 2006; James Barksdale vs. Henderson State on March 28, 2006; Josh Phillips vs. Southern Arkansas on May 8, 2006; Qualon Millender vs. Delta State on March 3, 2009 (Away); 5 by Dylan Calhoun vs. Stillman (Home) on Feb. 27, 2015; Kevin Hall at Mississippi College on April 20, 2015; Dylan Calhoun vs. Christian Brothers on April 23, 2016 (Away).

MOST AT BATS:

8 by Cedric Landrum vs. Grand Valley State in 1985; 8 by Blake Rosson vs. Grand Valley State in 1985.

MOST DOUBLES: 4 by Brian Jenkins vs. Harding on Feb. 8, 2004

MOST HOME RUNS:

3 by Eddie Serrano vs. Tennessee-Martin in 1986 (Away); by Alan Pate vs. West Florida, April 8, 1995; by Michael Searcy vs. Alabama-Huntsville, March 31, 2001; by Jonas Bailey vs. Christian Brothers (Away), March 12, 2003; by Casey Miller vs. Lambuth, April 1, 2003 (Away)

MOST RBI:

8 by Jeffery Ritter vs. Ark.-Monticello, Feb. 9, 2008; J.D. Ramirez vs. Kentucky State in 1987 (Home); Tommy Buckner vs. Freed-Hardeman on March 8, 1993 (Away); Josh Willingham vs. Lincoln Memorial on March 18, 2000; Jonas Bailey vs. Christian Brothers (Away), March 12, 2003

MOST STOLEN BASES:

5 by Greg Bowles vs. Miss. College, April 4, 1990; by Rick Chavez vs. Miss. Valley, April 11, 1985; by Greg Bowles vs. Lincoln Memorial (Home), Feb. 16, 1992; by Terry Jones vs. Lincoln University (Mo.), Mar. 16, 1992 (Home); by Josh Doyle vs. Montevallo, Feb. 15, 2012 (Home)

MOST SACRIFICE HITS:

3 by Wil Fuller vs. Tennessee-Martin in 1972, 3 by Job Fugice vs. West Alabama on May 11, 2005

MOST TIMES HIT BY A PITCH:

4 by Eddie Gullen vs. Tuskegee (Away) 2006

MOST AT BATS IN AN INNING:

3 by David Shelton vs. West Florida, April 9, 1995; 3 by Matt Harper and Dion Newby vs. West Florida, April 9, 1995 (Home)

HITTING FOR THE CYCLE:

Drew Hudson vs. Bellarmine, May 15, 2022 (Home); Mike Klug vs. Union, March 4, 2004 (Home); Sam Lee vs. Trevecca, Feb. 18, 1997 (Home); J.D. Ramirez vs. Kentucky State, 1987

MOST POSITIONS PLAYED IN ONE GAME:

(7 innings) 4 by David Matt vs. Samford in 1987 (Home). Played 1st Base, 2nd Base, 3rd Base and left field.

INDIVIDUAL - GAME (Pitching)

MOST STRIKEOUTS:

16 by Chad Boughner vs. Quincy, Feb. 26, 2012 (Home)

LONGEST COMPLETE GAME:

11 innings by Paul O'Hearn vs. Northern Illinois, 1994 (won 7-6)

CONSECUTIVE STRIKEOUTS:

8 by Vic Sterlacci vs. Mississippi Valley on April 1, 1991 (Home)

MOST BATTERS HIT BY PITCHES:

7 by Chuck Ashcraft vs. Livingston on March 21, 1987 (Away)

CONSECUTIVE BATTERS HIT BY PITCHES:

5 by Chuck Ashcraft vs. Livingston on Mar. 21, 1987 (Away)

RECENT NO HITTERS:

Cosi Scinta, Colton Teal, Jacob James, Bryant Claunch and Kyle Moore vs. Belmont (Home) on February 26, 2020 (only combined no hitter in school history); Trey Mitchell vs. West Florida on March 20, 2010 (Away); Mike Colacchio vs. West Georgia on March 20, 2004 (Home); Duite Welch vs. West Georgia on March 25, 2000 (Home); Brian Shollenberger vs. Wayne State (Neb.) March 9, 1995 (Home); Ken Head vs. Rockford on March 19, 1990 (Home)

INDIVIDUAL - SEASON (Batting)

HIGHEST BATTING AVERAGE:

(minimum 100 at bats) .521 by Sam Lee in 50 games, 1998 (87 hits in 167 at bats).

MOST AT BATS:

241 by James Barksdale in 58 games, 2006

MOST HITS:

105 by James Barksdale in 58 games, 2006 (241 at bats)

MOST RUNS SCORED:

79 by Cedric Landrum in 50 games, 1985

MOST RBI:

86 by Josh Willingham in 57 games, 1999

MOST DOUBLES:

26 by Josh Willingham in 57 games, 1999

MOST TRIPLES:

10 by Harry Shelton in 51 games, 1986

MOST HOME RUNS:

17 by Mike Burns in 55 games, 1989; D.J. Harris in 55 games, 1993

MOST GRAND SLAMS:

3 by Josh Willingham, 1999

MOST BASES ON BALLS:

48 by Kyle Hubbuch in 2018

MOST TIMES HIT BY A PITCH:

28 by Josh Cyr in 51 games, 2011

MOST STOLEN BASES:

69 by Cedric Landrum in 50 games, 1985

MOST STOLEN BASES ATTEMPTS:

75 by Cedric Landrum in 50 games, 1985

MOST SUCCESSFUL CONSECUTIVE STOLEN BASES ATTEMPTS:

60 by David Shelton in 57 games, 1995

MOST TOTAL BASES:

164 by Josh Willingham in 57 games, 1999

MOST SACRIFICE BUNTS:

30 by Brett Guzay, 2014

MOST SACRIFICE FLIES:

18 by Dale Mathis, 1972

BEST ON BASE PERCENTAGE:

.585 by Josh Willingham in 57 games, 1999

BEST SLUGGING PERCENTAGE:

.863 by Josh Willingham in 57 games, 1999

MOST CONSECUTIVE GAMES WITH ONE OR MORE HITS:

23 by Rusty Smith in 1989 & 23 by Mark Enders in 2003

MOST CONSECUTIVE GAMES TO REACH BASE SAFELY:

31 by Luke Harper in 2022 - final 31 straight games of the season

HITS IN CONSECUTIVE AT BATS:

10 by Chad McCoy, 2003

CONSECUTIVE TIMES TO REACH BASE:

15 by Douglas Hargett, 2002 (8 hits, 6 BB, 1 HBP)

MOST GAMES PLAYED:

58 by Harry Shelton, 1985; Alan Pate, Marvelle Moore and Sean Gerard in 1995; James Barksdale and Aaron Hauser in 2005; James Barksdale and Aaron Hauser in 2006.

ALL-TIME INDIVIDUAL RECORDS

INDIVIDUAL - SEASON (Fielding - since 1984)

MOST PUTOUTS:

463 by Steve Kosa in 1999

MOST ASSISTS:

164 by Josh Willingham in 1999

MOST ERRORS:

32 by Mark Krumback in 1986, 32 by Rusty Smith in 1992

INDIVIDUAL - SEASON (Pitching)

MOST APPEARANCES:

34 by Marty Wheeler, 1995 (0 starts, 34 relief)

MOST WINS:

12 by Trey Mitchell in 2011 (lost 2)

BEST RECORD:

(10 decisions) 11-1 by Robert Lopez in 1985 (.917 pct.)

BEST RECORD:

(less than 10 decisions) 8-0 by Kent Sullivan in 1991 (1.000 pct.)

MOST DEFEATS:

11 by Chase Best, 2021 (1-11)

BEST WON-LOSS PERCENTAGE:

1.000 by George Mianowski in 1996 (9-0)

MOST COMPLETE GAMES:

11 by Robert Lopez in 1984 (15 starts)

MOST STARTS:

16 by Chad Boughner in 2012

MOST RELIEF APPEARANCES:

34 by Marty Wheeler, 1995 (0 starts, 34 relief)

MOST SAVES:

12 by Matt Greenwood in 1999; Ben Seabrook in 2012

LOWEST EARNED RUN AVERAGE:

0.68 by Kent Sullivan in 1991

MOST INNINGS PITCHED:

114.2 by Chad Boughner in 2012

CONSECUTIVE SCORELESS INNINGS PITCHED:

24.0 by Jim Czajkowski in 1986

MOST STRIKEOUTS:

115 by Chad Boughner in 2012 (114.2 innings)

MOST STRIKEOUTS PER 9 INNINGS:

12.1 by Darrell Cantrell in 1978 (109 in 81 innings)

MOST WALKS:

53 by Jacob James in 2023 (73.1 innings)

MOST SHUTOUTS:

4 by Tyler Joyner in 2018

MOST BATTERS HIT:

32 by Brian Jenkins in 2005 (90.0 innings)

MOST PICK-OFFS:

15 by Ferenc Jongejan in 2000



Cedric Landrum

INDIVIDUAL - CAREER (Batting)

HIGHEST BATTING AVERAGE:

.449 by Sam Lee, 1997-98 (151 hits in 336 at bats)

MOST AT BATS:

704 by Reid Homan, 2018-22

MOST HITS:

261 by James Barksdale, 2004-06

MOST RUNS SCORED:

197 by Cedric Landrum, 1982-85

MOST RUNS BATTED IN:

186 by Alan Pate, 1993-96

MOST DOUBLES:

62 by Douglas Hargett, 1999-02

MOST TRIPLES:

15 by Harry Shelton, 1984-86

MOST HOME RUNS:

39 by Kyle Hubbuch, 2015-18

MOST GRAND SLAMS:

5 by Josh Willingham, 1998-00

MOST BASES ON BALLS:

127 by Josh Cyr, 2010-13

MOST STOLEN BASES:

150 by Cedric Landrum, 1982-85 (167 attempts in 163 games)

MOST STOLEN BASE ATTEMPTS:

167 by Cedric Landrum, 1982-85 (made 150 in 163 games)

MOST TOTAL BASES:

383 by Kyle Hubbuch, 2015-18

MOST SACRIFICE BUNTS:

44 by Brock Beck, 2001-04

MOST GAMES PLAYED:

210 by Josh Cyr, 2010-13

MOST CONSECUTIVE GAMES PLAYED:

162 by Harry Shelton, 1984-86

MOST GAMES STARTED:

208 by Josh Cyr, 2010-13

MOST TIMES HIT BY PITCH:

71 by Josh Cyr, 2010-13

INDIVIDUAL - CAREER (Fielding - since 1984)

MOST PUTOUTS:

1,457 by Josh Cyr, 2010-13

MOST ASSISTS:

456 by Peyton Sockwell, 2016-19

MOST ERRORS:

60 by Brock Beck, 2001-04

MOST CHANCES:

1,594 by Josh Cyr, 2010-13

INDIVIDUAL - CAREER (Pitching)

MOST APPEARANCES:

82 by Cory Kroeger, 2003-06

MOST WINS:

31 by Chad Boughner, 2009, 11-13 (lost 13)

BEST RECORD:

(20 decisions) 19-2 by George Mianowski, 1996-97 (.904 pct.)

BEST RECORD:

(15 decisions) 15-2 by Kent Sullivan, 1990-91 (.882 pct.)

MOST STARTS:

52 by Chad Boughner, 2009, 11-13

MOST COMPLETE GAMES:

21 by Robert Lopez, 1984-85

MOST CONSECUTIVE WINS:

15 by George Mianowski, 1996-97

MOST RELIEF APPEARANCES:

81 by Jacob Westerhouse, 2012-15

MOST INNINGS PITCHED:

331.0 by Chad Boughner, 2009, 11-13

MOST STRIKEOUTS:

280 by Chad Boughner, 2009, 11-13

MOST SAVES:

15 by Joe Martinez, 1990, 91, 93; 15 by Marty Wheeler, 1993-96; Matt Greenwood 1999-00

UNA DIVISION I RECORDS & FIRSTS

NORTH ALABAMA TEAM DIVISION I FIRSTS

First Game: Feb. 15, 2019 at Jacksonville State, Lost 14-1

First Win: Feb. 16, 2019 at Jacksonville State, Won 2-1

NORTH ALABAMA INDIVIDUAL DIVISION I BATTING FIRSTS

First At Bat: Colt Chrestman at Jacksonville State, Feb. 15, 2019 (fled out)

First Hit: Reid Homan at Jacksonville State, Feb. 15, 2019

First Run Scored: Peyton Thomas at Jacksonville State, Feb. 15, 2019

First Run Batted In: Reid Homan at Jacksonville State, Feb. 15, 2019

First Double: Davis Elliott at Jacksonville State, Feb. 16, 2019

First Triple: Tate Mathis vs. Tennessee-Martin, Feb. 24, 2019

First Home Run: Davis Elliott at Jacksonville State, Feb. 16, 2019

First Base on Balls: Ben Kiefer at Jacksonville State, Feb. 15, 2019

First Stolen Base: Peyton Thomas at Jacksonville State, Feb. 15, 2019

First Inside the Park Home Run: Drew Hudson vs. Austin Peay, March 2, 2022 at Home.

First Player to Hit for the Cycle: Drew Hudson vs. Bellarmine, May 15, 2022 at Home.

DIVISION I PITCHING FIRSTS

First Start: Chase Best at Jacksonville State, Feb. 15, 2019 (Lost)

First Win: Jacob Laws at Jacksonville State, Feb. 16, 2019 (4.0 innings in a start in a 2-1 win)

First Strikeout: Chase Best at Jacksonville State, Feb. 15, 2019

First Complete Game: Hunter Davidson vs. NJIT, May 3, 2019 in Florence

TEAM SINGLE GAME BATTING RECORDS

At Bats: 55 vs. Lipscomb, March 28, 2021 at Home

Runs Scored: 16 at Bellarmine, April 16, 2023, Away

Hits: 21 at Bellarmine, April 15, 2023, Away

RBI: 16 at Bellarmine, April 16, 2023, Away

Doubles: 6 at Bellarmine, April 15, 2023, Away

Triples: 2, multiple times

Home Runs: 4 at Eastern Kentucky, April 24, 2022; vs. FGCU, March 24, 2023; at Bellarmine, April 16, 2023

Total Bases: 34 vs. Bellarmine, April 15, 2023, Away

Walks: 13 at Lipscomb, May 20, 2022

Strikeouts: 24 vs. Lipscomb, March 28, 2021

Sac Bunts: 5 at Kennesaw State, March 23, 2019

Sac Flies: 3 vs. Bellarmine, May 15, 2022 at Home

Stolen Bases: 9 vs. Lipscomb, April 16, 2022 at Home

Hit by Pitch: 4 at Lipscomb, May 20, 2022

Runners LOB: 18 vs. Lipscomb, March 28, 2021

TEAM SINGLE GAME PITCHING RECORDS

Most Innings Pitched: 15.0 vs. Lipscomb, March 28, 2021

Fewest Runs Allowed: 0 on Feb. 25, 2020 vs. Belmont at Home (UNA won 1-0 in no-hitter)

Most Runs Allowed: 28 vs FGCU, March 24, 2023, Home

Most Earned Runs Allowed: 23 vs FGCU, March 24, 2023, Home

Fewest Hits Allowed: 0 on Feb. 25, 2020 vs. Belmont at Home (UNA won 1-0 in no-hitter)

Most Hits Allowed: 22 at Bellarmine, April 9, 2022 (Away)

Most Walks Allowed: 13 vs. Miami (OH), Feb. 26, 2023, Home

Most Strikeouts: 16 vs. Tennessee Tech, March 19, 2019

(Home), 16 vs. Tennessee-Martin, March 5, 2022 (Home)

Most Hit Batters: 6 vs. FGCU, March 26, 2023, Home

Most Home Runs Allowed: 10 at Tennessee Tech, March 22, 2022 (Away)

Most Wild Pitches: 4 numerous times

TEAM SINGLE GAME FIELDING RECORDS

Most Putouts: 45 vs. Lipscomb, March 28, 2021

Most Assists: 19 vs. Lipscomb, March 28, 2021

Most Errors: 5, three times

Most Total Chances: 66 vs. Lipscomb, March 28, 2021

INDIVIDUAL SINGLE GAME BATTING RECORDS

At Bats: 7, Devne Daniel, Peyton Thomas and Austin Thrasher vs. Lipscomb, March 28, 2021 (Home)

Runs Scored: 4, Gehrig Frei

Hits: 5, Gehrig Frei

RBI: 6 by Gehrig Frei vs. Samford (5/1/24) & Bellarmine (4/14/24) and Kyle Machado vs. Jacksonville (4/5/24)

Doubles: 2, numerous times

Triples: 1, numerous times

Home Runs: 2, numerous times

Total Bases: 10, by Drew Hudson vs. Bellarmine, May 15, 2022 (Home)

Walks: 4 by Levi Jensen vs. Alabama A&M (4/3/24)

Strikeouts: 5 by Peyton Thomas vs. Lipscomb, March 28, 2021;

5 by Jackson Cheek at Murray State, April 25, 2023

Sac Bunts: 2 by Tate Mathis at Kennesaw State, March 23, 2019;

2 by Dominick McIntyre at Kennesaw State, May 13, 2023

Sac Flies: 2 by Andrew Knight vs. Alabama A&M (4/3/24)

Stolen Bases: 2 numerous times

Hit by Pitch: 3 by Austin Thrasher vs. Tennessee-Martin, March

5, 2022 (Home); 3 by Austin Thrasher at Little Rock, March 11,

2022 (Away)

Caught Stealing: 2 by Drew Hudson at Southern Miss., Feb. 20, 2022 (Away)

INDIVIDUAL SINGLE GAME PITCHING RECORDS

Innings Pitched: 9.0 by Hunter Davidson vs. NJIT, May 3, 2019;

9 by Hunter Davidson at Arkansas-Pine Bluff, May 10, 2019

(Away); 9 by Hunter Davidson at Georgia State, March 6, 2020

(Away); 9 by Kyle Moore vs. Bellarmine, April 25, 2021

Most Strikeouts: 12 by Jacob James vs. UT-Martin (3/9/24) & vs. Jacksonville (4/5/24)

TEAM SINGLE SEASON BATTING RECORDS

Games Played: 54, 2019 & 2024

Batting Average: .262, 2022

At Bats: 1,789, 2024

Runs: 304, 2024

Hits: 455, 2022

Doubles: 95, 2023

Triples: 8, 2022

Home Runs: 56, 2024

Runs Batted in: 283, 2024

Total Bases: 724, 2024

Slugging Percentage: .402, 2024

Walks: 228, 2023

Hit by Pitch: 59, 2023

Strikeouts: 480, 2019

Ground into Double Plays: 34, 2024

On Base Percentage: .361, 2022

Sacrifice Bunts: 48, 2019

Sacrifice Flies: 23, 2019

Stolen Bases: 102, 2019

Stolen Base Attempts: 133, 2019

Left on Base: 432, 2023

UNA DIVISION I RECORDS (2019-24)

TEAM SINGLE SEASON PITCHING RECORDS

Earned Run Average: 6.03, 2019
Wins: 16, 2019
Saves: 7, 2023
Complete Games: 1, 2019 & 2021 & 2022
Shutouts: 1, 2019 & 2022
Innings Pitched: 461.0, 2019
Hits Allowed: 607, 2022
Runs Allowed: 486, 2022
Earned Runs Allowed: 441, 2022
Bases on Balls: 355, 2023
Strikeouts: 403, 2022
Opponent's Batting Average: .286, 2019
Wild Pitches: 75, 2019
Hit Batters: 104, 2023
Balks: 11, 2021
Pickoffs: 6, 2023

TEAM SINGLE SEASON FIELDING RECORDS

Fielding Percentage: .969, 2024
Total Chances: 1,892, 2019
Putouts: 1,387, 2024
Assists: 460, 2024
Errors: 75, 2021
Double Plays Turned: 30, 2022
Passed Balls: 25, 2021
Catcher's Interference: 1, several times

INDIVIDUAL SINGLE SEASON BATTING RECORDS

Batting Average: .379 by Luke Harper, 2022
Slugging Percentage: .597 by Gehrig Frei, 2024
On Base Percentage: .511 by Luke Harper, 2022
Runs Scored: 51 by Gehrig Frei, 2024
Hits: 67 by Luke Harper, 2022
Runs Batted In: 49 by Gehrig Frei, 2024
Doubles: 18 by Andrew Knight, 2023
Triples: 3 by Tate Mathis, 2019
Home Runs: 15 by Gehrig Frei, 2024
Total Bases: 123 by Gehrig Frei, 2024
Walks: 46 by Luke Harper, 2022
Hit by Pitch: 23 by Austin Thrasher, 2022
Sacrifice Bunts: 8 by Harris Kain, 2019; 8 by Dominick McIntyre, 2022
Sacrifice Flies: 4 by Andrew Knight & Kyle Machado, 2024
Stolen Bases: 17 by Davis Elliott, 2019
Caught Stealing: 8 by Drew Hudson, 2022
Steal Attempts: 24 by Davis Elliott, 2019
Most Stolen Bases without being Caught: 11 by Kevin Brenning (11-11), 2019
Strikeouts: 72 by Leighton Jenkins, 2024
Total Plate Appearances: 246 by Davis Elliott, 2019
At Bats: 216 by Reid Homan, 2022
Games Played: 54 by Andrew Knight, Leighton Jenkins, Gehrig Frei, & Jonathan Lane, 2024
Games Started: 54 by Leighton Jenkins and Gehrig Frei

INDIVIDUAL SINGLE SEASON STREAKS AND SUPERLATIVES

Longest Hitting Streak: 19 games by Luke Harper, 2022
Longest Reached Base Streak: 31 games by Luke Harper, 2022
Most Multiple-Hit Games: 22 by Gehrig Frei, 2024
Most Multiple-RBI games: 12 by Kyle Machado, 2023
Consecutive Starts at Same Position: 54 by Reid Homan at third base, 2019

INDIVIDUAL SINGLE SEASON PITCHING RECORDS

Earned Run Average: 3.26 by Bryant Claunch, 2019
Opposing Batting Average: 1.90 by Colton Teal, 2019
Won-Loss Percentage: .750 by Josh Stillman (3-1), 2019; .750 by Carson Howard (3-1), 2023
Wins: 5 by Jacob James, 2024
Losses: 11 by Chase Best, 2021
Saves: 4 by Dane Sykes, 2024
Innings Pitched: 76.2 by Jacob James, 2024
Strikeouts: 105 by Jacob James, 2024
Appearances: 29 by Keegan Foge, 2019
Games Started: 14 by Jacob James & Jacob Bradshaw, 2024
Games Finished: 11 by Bryant Claunch, 2019
Complete Games: 1 by Hunter Davidson, 2019 (3 starts); 1 by Chase Best, 2020 (4 starts); 1 by Kyle Moore 2021 (10 starts); 1 by Austin Nichols, 2022 (13 starts)
Relief Appearances: 29 by Keegan Foge, 2019
Wild Pitches: 14 by Jacob James, 2024
Balks: 4 by Hunter Davidson, 2021
Hit Batters: 19 by Jacob Bradshaw, 2023
Pickoffs: 2 by Jacob Bradshaw and Kevin Henrich, 2023

INDIVIDUAL SINGLE SEASON FIELDING RECORDS

Fielding Percentage: 1.000 by Andrew Knight (89 chances) 2024
Chances: 391 by Levi Jensen, 2024
Putouts: 349 by Levi Jensen, 2024
Assists: 117 by Peyton Sockwell, 2019
Errors: 16 by Peyton Sockwell, 2019
Caught Stealing By: 17 by Levi Jensen, 2023

INDIVIDUAL STAT LEADERS

UNA SEASON PITCHING LEADERS

MOST WINS IN A SEASON

12	Trey Mitchell	2011	12-2
11	Robert Lopez	1985	11-1
11	Duite Welch	2000	11-3
10	Chad Boughner	2012	10-5
10	George Mianowski	1997	10-2
10	Wally Whidby	1999	10-3
10	Sergio Romo	2004	10-3
10	Brian Jenkins	2005	10-5
10	Tyler Joyner	2017	10-2
9	Robert Lopez	1984	9-7
9	Paul Ragland	1989	9-1
9	Junior Hoffman	1993	9-3
9	George Mianowski	1996	9-0
9	Brandon Hauck	1997	9-2
9	Cliff Lord	1999	9-3
9	Richard Brindle	2006	9-2

STRIKEOUTS IN A SEASON

115	Chad Boughner	2012
111	Tyler Joyner	2018
109	Darrell Cantrell	1978
105	Jacob James	2024
105	Brock Hunton	2006
102	Sammie Ridley	1992
102	Sergio Romo	2004
99	Tyler Joyner	2017
96	Wally Whidby	1999
93	Riley Sanderson	2016
91	David Landers	1998
90	Duite Welch	2000
88	Brock Hunton	2005
88	Robert Lopez	1985
85	Richard Brindle	2007
84	George Mianowski	1997
84	Jacob James	2023
82	Trey Mitchell	2011
81	Robert Lopez	1984

INNINGS PITCHED IN A SEASON

114.2	Chad Boughner	2012
113.0	Robert Lopez	1984
110.2	Robert Lopez	1985
109.2	Wally Whidby	1999
108.0	Trey Mitchell	2011
105.2	Tyler Joyner	2018
104.2	Brock Hunton	2006
103.2	Tyler Joyner	2017
101.2	Cliff Lord	1999
101.0	Sammie Ridley	1992
97.2	Sergio Romo	2004
97.2	Daniel Wren	2000
96.0	George Mianowski	1997
93.2	Jeff Schafer	2007
92.0	Duite Welch	2000
90.1	Brandon Hauck	1997
90.0	Brian Jenkins	2005

MOST SAVES IN A SEASON

12	Matt Greenwood	1999
12	Ben Seabrook	2012
10	Joe Martinez	1990
8	Marty Wheeler	1995
8	Jason Pischke	2002
8	Mitche Handley	2009
7	Channing Wall	2018
7	Kent Sullivan	1991
6	Jamie Byrd	1997

COMPLETE GAMES IN A SEASON

11	Robert Lopez	1984	15 starts
10	Robert Lopez	1985	13 starts
9	Sergio Romo	2004	12 starts
7	Tyler Joyner	2017	14 starts
7	Michael Watkins	2013	12 starts
7	Daniel Wren	2000	13 starts
7	Trey Mitchell	2011	14 starts
7	Brandon Hauck	1997	12 starts
7	George Mianowski	1997	13 starts
7	Ken Head	1991	11 starts
6	Richard Brindle	2007	15 starts
6	Chuck Ashcraft	1986	11 starts
6	Tyler Joyner	2018	14 starts

MOST STARTS IN A SEASON:

16	Chad Boughner	2012
15	Robert Lopez	1984
15	Branden Tepe	2008
15	Jeff Schafer	2007
15	Cliff Lord	1999
15	Wally Whidby	1999
14	Tyler Joyner	2018
14	Shane Pries	2018
14	Lane Wallace	2018
14	Tyler Joyner	2017
14	Johnny Hornbuckle	2012
14	Trey Mitchell	2011
14	Chad Boughner	2011
14	Mitch Handley	2010
14	Justin Fleming	2009
14	Richard Brindle	2007
14	Richard Brindle	2006
14	Brock Hunton	2006
14	Matt Hancock	2005
14	Brock Hunton	2005
14	Brian Jenkins	2005
14	Tatum Brown	2002
14	Jacob Laws	2019

INDIVIDUAL STAT LEADERS

MOST APPEARANCES IN A SEASON:

34	Marty Wheeler	1995
31	Cliff Lord	1998
31	Brantley Claunch	2012
30	Casey Jones	2010
30	Mitch Handley	2009
29	Matt Vandenheuvel	2008
29	Shane Chappell	2005
29	Cory Kroeger	2005
29	Jason Pischke	2002
29	Keegn Foge	2019
28	Casey Jones	2011
28	Matt Greenwood	1999
27	Kent Sullivan	1991
26	Ferenc Jongejan	2000
25	Jason Pischke	2003
25	Channing Wall	2017

MOST RELIEF APPEARANCES IN A SEASON:

34	Marty Wheeler	1995
31	Brantley Claunch	2012
30	Casey Jones	2010
30	Mitch Handley	2009
30	Cliff Lord	1998
29	Keegan Foge	2019
29	Shane Chappell	2005
29	Jason Pischke	2002
28	Casey Jones	2011
28	Cory Kroeger	2005
28	Matt Vandenheuvel	2008
27	Matt Greenwood	1999
26	Kent Sullivan	1991
25	Channing Wall	2017
24	Jason Pischke	2003

UNA CAREER PITCHING LEADERS

MOST WINS IN A CAREER

31	Chad Boughner	2009, 11-13	31-13
25	Ken Head	1989-92	25-11
22	Trey Mitchell	2008-11	22-10
20	Riley Sanderson	2012-16	20-15
20	Robert Lopez	1984-85	20-8
20	Matt Hancock	2002-05	20-5
19	George Mianowski	1996-97	19-2
18	Brantley Claunch	2012-15	18-13
18	Tyler Joyner	2017-18	18-7

MOST STRIKEOUTS IN A CAREER:

284	Jacob James	2020-24
280	Chad Boughner	2009, 11-13
210	Tyler Joyner	2017-18
208	Riley Sanderson	2012-16
207	Trey Mitchell	2008-11
193	Brock Hunton	2005-06
178	Brantley Claunch	2012-15
178	Jacob James	2020-Present
173	Wally Whidby	1998-99
169	Robert Lopez	1984-85

MOST INNINGS PITCHED IN A CAREER:

331.0	Chad Boughner	2009, 11-13
261.1	Brantley Claunch	2012-15
258.1	Riley Sanderson	2012-16
256.2	Trey Mitchell	2008-11
244.2	Jacob James	2020-24
241.1	Ken Head	1989-92
223.2	Robert Lopez	1984-85
209.1	Tyler Joyner	2017-18
207.1	Matt Hancock	2002-05
182.2	Cory Kroeger	2003-06

MOST STARTS IN A CAREER:

52	Chad Boughner	2009, 11-13
45	Riley Sanderson	2012-16
38	Jacob James	2020-24
35	Ken Head	1989-92
29	Trey Mitchell	2008-11
29	Matt Hancock	2002-05
28	Robert Lopez	1984-85
28	Richard Brindle	2006-07
28	Brock Hunton	2005-06
28	Tyler Joyner	2017-18
27	Brantley Claunch	2012-15
24	Jacob James	2020-Present

MOST APPEARANCES IN A CAREER:

82	Cory Kroeger	2003-06
81	Jacob Westerhouse	2012-15
72	Brantley Claunch	2012-15
67	Jacob James	2020-24
67	Marty Wheeler	1993-96
63	Austin Nichols	2018-22
58	Matt Hancock	2002-05
56	Chad Boughner	2009, 11-13
58	Casey Jones	2010-11
54	Jason Pischke	2002-03
52	Jacob James	2020-Present
48	Frankie Turner	1983-86
48	Riley Sanderson	2012-16

MOST RELIEF APPEARANCES IN A CAREER:

81	Jacob Westerhouse	2012-15
73	Cory Kroeger	2003-06
62	Marty Wheeler	1993-96
58	Casey Jones	2010-11
53	Jason Pischke	2002-03

MOST SAVES IN A CAREER

15	Joe Martinez	1990, 91, 93
15	Marty Wheeler	1993-96
15	Matt Greenwood	1999-00
14	Ben Seabrook	2012-13
11	Channing Wall	2017-18
9	Cory Kroeger	2003-06
8	Jacob Westerhouse	2012-15

INDIVIDUAL STAT LEADERS

MOST COMPLETE GAMES IN A CAREER:

21 Robert Lopez 1984-85 28 starts

NO-HITTERS

* Cosi Scinta, Colton Teal, Jacob James, Bryant Claunch, Kyle Moore vs. Belmont - February 25, 2020 (Home)

* Trey Mitchell vs. West Florida - March 20, 2010 (Away)

* Mike Colacchio vs. West Georgia - March 20, 2004 (Home)

* Duite Welch vs. West Georgia - March 25, 2000 (Home)

* Brian Shollenberger vs. Wayne State (Neb.)-March 9, 1995 (Home)

* Ken Head vs. Rockford - March 19, 1990 (Home)

UNA SEASON BATTING LEADERS

MOST GAMES PLAYED IN A SEASON:

58 by eight players 1985

MOST AT BATS IN A SEASON:

241	James Barksdale	2006
240	James Barksdale	2005
219	Marvelle Moore	1995
216	Reid Homan	2022
212	Steve Kosa	1999
211	Chris Fears	1999
208	Josh Phillips	2007
208	Josh Carpenter	2012
207	Michael Schmidt	2012
206	Gehrig Frei	2024
206	Davis Elliott	2019
205	Chris Fears	2000
205	Alberto Morales	1997
204	Drew Hudson	2022
202	Denny Paganelli	1999
202	Michael Searcy	2000
202	Reid Homan	2019
201	T.J. Lockett	2018
200	T.J. Lockett	2017
198	Gehrig Frei	2023
197	Josh Cyr	2012
197	Denny Paganelli	2000
195	Kyle Hubbuch	2017
194	Josh Doyle	2012
193	Andrew Almon	2012
193	Dylan Boston	2013
192	Drake Tucker	2017
190	Josh Willingham	1999

MOST HITS IN A SEASON:

105	James Barksdale	2006
93	Josh Willingham	1999
87	Sam Lee	1998
83	Chris Fears	2000
82	Steve Kosa	1999
81	Josh Phillips	2007
79	Jeff Foote	1995

78	Michael Schmidt	2012
77	Michael Searcy	2000
73	Douglas Hargett	2001
73	Josh Willingham	2000
72	Cedric Landrum	1985
72	Denny Paganelli	1999
70	Chad Hall	1995
70	Corey Murks	2000
70	Drake Tucker	2017

MOST RUNS SCORED IN A SEASON:

79	Cedric Landrum	1985
76	Josh Willingham	1999
76	Chris Fears	2000
74	Josh Willingham	2000
71	Denny Paganelli	1999
70	Josh Phillips	2007
70	Mike Klug	2005
67	James Barksdale	2006
66	Michael Searcy	2000
61	Mack Snell	1998
61	Adam Wheeler	2002
61	Mark Enders	2004
60	Qualon Millender	2009
60	Jeff Foote	1995

MOST RUNS BATTED IN IN A SEASON:

86	Josh Willingham	1999
75	Josh Willingham	2000
72	Alan Pate	1995
69	Mike Burns	1989
68	Sam Lee	1998
65	D.J. Harris	1993
62	Corey Murks	2000
61	Michael Searcy	2000
60	Sam Lee	1997
59	J.D. Ramirez	1987
58	Aaron Hauser	2006
55	Kyle Hubbuch	2017

MOST HOME RUNS IN A SEASON:

17	Mike Burns	1989
17	D.J. Harris	1993
15	Gehrig Frei	2024
15	Josh Willingham	1999
15	Alan Pate	1995
14	Mike Klug	2005
14	Stev Agee	2006
13	Josh Willingham	2000
13	Kyle Hubbuch	2017
12	Sam Lee	1997
12	Steve Kosa	1998
12	Kyle Hubbuch	2016
12	Kyle Hubbuch	2018

INDIVIDUAL STAT LEADERS

11	J.D. Ramirez	1988
10	Alan Pate	1996
10	Corey Murks	2000
10	Josh Cyr	2012

MOST DOUBLES IN A SEASON:

26	Josh Willingham	1999
25	Mike Klug	2005
23	Corey Murks	2000
22	Dylan Boston	2013
21	Alan Pate	1995
20	Douglas Hargett	2002
20	Jake Sloan	2011
19	Michael Schmidt	2012
19	Sam Lee	1997
19	Mark Enders	2004
18	Sam Lee	1998
18	Steven Agee	2006
18	Andrew Knight	2023

MOST TRIPLES IN A SEASON:

10	Harry Shelton	1986
7	Nic Mockabee	2000

MOST STOLEN BASES IN A SEASON:

69	Cedric Landrum	1985	75 att
59	David Shelton	1995	
59	James Barksdale	2006	
49	Chris Fears	2000	
48	Greg Bowles	1990	
46	Joe Blakey	1988	
45	Qualon Millender	2009	
40	James Barksdale	2005	
39	Denny Paganelli	1999	
36	Harry Shelton	1985	
35	Terry Jones	1993	
35	Cedric Landrum	1984	

MOST BASES ON BALLS IN A SEASON:

48	Kyle Hubbuch	2018
47	Josh Willingham	2000
46	Luke Harper	2022
44	Josh Cyr	2013
43	Josh Willingham	1999
43	A.J. Reed	2006
42	Michael Schmidt	2012
42	Rob Nixon	1994
41	Rusty Smith	1992
41	Alan Pate	1996
40	Cedric Landrum	1985
39	Michael Schmidt	2011
39	Blake Stroth	2010

38	Mike Peter	1987
37	D.J. Harris	1993
37	David Shelton	1995
37	Mike Klug	2005

MOST TIMES HIT BY PITCH IN A SEASON:

28	Josh Cyr	2011
23	Austin Thrasher	2022
23	Omar Johnson	1995
19	Josh Cyr	2010
19	Chad McCoy	2003
17	Brandt Holland	2018
15	Kyle Machado	2023
14	Josh Willingham	2000
14	Jeffery Ritter	2009
14	Dewayne Gunn	2009
13	Ben Cooley	2017
13	Josh Cyr	2013
13	Matt Horton	2007
12	Michael Searcy	2000

BEST BATTING AVERAGE IN A SEASON:

.521	Sam Lee	1998
.489	Josh Willingham	1999
.455	Rusty Smith	1989
.446	Jeff Foote	1995
.445	Douglas Hargett	2001
.443	Rick Chavez	1985
.436	James Barksdale	2006
.432	Dan Bock	1989
.420	Josh Willingham	2000
.420	Josh Graham	2008
.416	Cedric Landrum	1985
.414	Jake Tippee	2003
.414	Trey Pollard	2009
.414	Jeffery Ritter	2008
.412	Dan Bock	1990
.412	Alan Pate	1996
.411	Chad Hall	1996
.411	Douglas Hargett	2002
.408	Nathan Bowden	2002
.405	Chris Fears	2000
.401	Josh Phillips	2006

MOST GAMES PLAYED IN A CAREER:

210	Josh Cyr	2010-13
199	Davis Elliott	2016-19
198	Peyton Sockwell	2016-19
194	Drew Hudson	2019-23
192	Douglas Hargett	1999-02
188	Reid Homan	2018-22
188	Kyle Hubbuch	2015-18
187	Alan Pate	1993-96
179	Rusty Smith	1989-92
166	James Barksdale	2004-06
163	Cedric Landrum	1982-85
162	Harry Shelton	1984-86
152	Josh Willingham	1998-00

MOST CAREER GAMES STARTED:

208	Josh Cyr	2010-13
-----	----------	---------

INDIVIDUAL STAT LEADERS

193	Davis Elliott	2016-19
190	Peyton Sockwell	2016-19
185	Reid Homan	2018-22
183	Drew Hudson	2019-23

MOST AT BATS IN A CAREER:

704	Reid Homan	2018-22
686	Davis Elliott	2016-19
676	Drew Hudson	2019-23
671	Kyle Hubbuch	2015-18
666	James Barksdale	2004-06
664	Josh Cyr	2010-13
659	Douglas Hargett	1999-02
641	Peyton Sockwell	2016-19
566	Dylan Boston	2013-15
563	Rusty Smith	1989-92
544	Cedric Landrum	1982-85
512	Alan Pate	1993-96
489	Harry Shelton	1984-86
486	Kyle Hubbuch	2015-17
484	Josh Willingham	1998-00

MOST HITS IN A CAREER:

261	James Barksdale	2004-06
243	Douglas Hargett	1999-02
215	Kyle Hubbuch	2015-18
205	Josh Willingham	1998-00
198	Josh Cyr	2010-13
188	Rusty Smith	1989-92
186	Alan Pate	1993-96
184	Cedric Landrum	1982-85
182	Davis Elliott	2016-19
177	Reid Homan	2018-22
171	Drew Hudson	2022-23
169	Dylan Boston	2013-15
163	Peyton Sockwell	2016-19
160	Harry Shelton	1984-86

MOST RUNS SCORED IN A CAREER:

197	Cedric Landrum	1982-85
178	Josh Willingham	1998-00
167	Douglas Hargett	1999-02
164	James Barksdale	2004-06
158	Josh Cyr	2010-13
147	Kyle Hubbuch	2015-18
138	Alan Pate	1993-96
135	Harry Shelton	1984-86
134	Davis Elliott	2016-19

MOST RUNS BATTED IN IN A CAREER:

186	Alan Pate	1993-96
185	Josh Willingham	1998-00
171	Kyle Hubbuch	2015-18
168	Douglas Hargett	1999-02
166	Josh Cyr	2010-13
131	Dylan Boston	2013-15

MOST HOME RUNS IN A CAREER:

39	Kyle Hubbuch	2015-18
----	--------------	---------

34	Alan Pate	1993-96
30	Josh Willingham	1998-00
25	Mike Burns	1989-90
24	Josh Cyr	2010-13
23	Douglas Hargett	1999-02

MOST DOUBLES IN A CAREER:

62	Douglas Hargett	1999-02
55	Alan Pate	1993-96
55	Dylan Boston	2013-15
48	Josh Cyr	2010-13
46	Davis Elliott	2016-19
45	Kyle Hubbuch	2015-18
43	Josh Willingham	1998-00
42	James Barksdale	2004-06
39	Drew Hudson	2019-23
35	Rusty Smith	1989-92
33	Michael Schmidt	2011-12
32	Cedric Landrum	1982-85
31	Peyton Sockwell	2016-19

MOST TRIPLES IN A CAREER:

17	James Barksdale	2004-06
15	Harry Shelton	1984-86
10	Rusty Smith	1989-92

MOST TOTAL BASES IN A CAREER:

383	Kyle Hubbuch	2015-18
380	Douglas Hargett	1999-02
352	James Barksdale	2004-06
349	Alan Pate	1993-96
346	Josh Willingham	1998-00
318	Josh Cyr	2010-13
297	Rusty Smith	1989-92
291	Cedric Landrum	1982-85

MOST STOLEN BASES IN A CAREER:

150	Cedric Landrum	1982-85	167 att
109	James Barksdale	2004-06	128 att
83	Billy Terrell	1986-89	95 att
78	David Shelton	1994-95	84 att
77	Joe Blakey	1987-88	91 att
77	Chris Fears	1999-00	87 att
75	Harry Shelton	1984-86	86 att
70	Josh Willingham	1998-00	77 att
70	Rusty Smith	1989-92	84 att

MOST BASES ON BALLS IN A CAREER:

127	Josh Cyr	2010-13
119	Rusty Smith	1989-92
113	Alan Pate	1993-96
108	Davis Elliott	2016-19
104	Josh Willingham	1998-00
101	Cedric Landrum	1982-85
96	Peyton Sockwell	2016-19
94	Kyle Hubbuch	2015-18
83	Douglas Hargett	1999-02
81	Michael Schmidt	2011-12

INDIVIDUAL STAT LEADERS

MOST TIMES HIT BY PITCH IN A CAREER:

71	Josh Cyr	2010-13
33	Omar Johnson	1993-96
31	Austin Thrasher	2021-22
30	Josh Willingham	1998-00
29	Reid Homan	2018-22

BEST BATTING AVERAGE IN A CAREER:

.449	Sam Lee	1997-98	2 years
.424	Josh Willingham	1998-00	3 years
.392	James Barksdale	2004-06	3 years
.363	Alan Pate	1993-96	4 years
.339	Chris Fears	1999-00	2 years
.336	Douglas Hargett	1999-02	4 years
.334	Rusty Smith	1989-92	4 years

MOST PUTOUTS IN A CAREER:

1,457	Josh Cyr	2010-13
1,100	Alan Pate	1993-96

MOST TOTAL FIELDING CHANCES IN A CAREER:

1,594	Josh Cyr	2010-13
1,265	Douglas Hargett	1999-02

UNA SINGLE GAME SUPERLATIVES

MOST RUNS SCORED IN A GAME

36 vs. Montevallo, (36-1 win), 1958
32 vs. Tuskegee (32-3 win), 2006, Away
31 vs. Kentucky State (31-2 win), 2011 at Home
29 vs. LeMoyne-Owen (29-2 win), 2013 at Home
28 vs. Valdosta State (28-3 win), 1998, Away
26 vs. Tuskegee (26-3 win), 2006, Away
26 vs. Wisconsin-Platteville (26-0 win), 1986 at Home
26 vs. Lakeland College (26-3 win), 1989 at Home
26 vs. Union (26-5 win), 1950
25 vs. LeMoyne-Owen (25-1 win), 2016 at Home
25 vs. Lincoln Memorial (25-2 win), 2000, Away
25 vs. Spalding (25-7 win), 2000, Away
25 vs. Martin Methodist (25-0 win), 1996 at Home
25 vs. Alabama A&M (25-2 win), 1975
24 vs. West Florida (24-6 win), 1997 at Home
23 vs. LeMoyne-Owen (23-2 win), 2015 at Home
23 vs. Lambuth (23-6 win), 2011 at Home
23 vs. Montevallo (23-19 win), 2000 at Neutral Site
23 vs. IUPUI-Fort Wayne (23-4 win), 1996 at Home
23 vs. West Florida (23-7 win), 1995 at Home
22 vs. Bellarmine (22-3 win), 2024, Away
22 vs. Alabama A&M (22-0 win), 1998 at Home
22 vs. Alabama A&M (22-0 win), 1998, Away
22 vs. Freed-Hardeman (22-5 win), 1993, Away
21 vs. Kentucky State (21-0 win), 2013 at Home
21 vs. Henderson State (21-6 win), 2006, Away
21 vs. Spalding (21-1 win), 2000 at Home
21 vs. Virginia Intermont (21-4 win), 1998 at Home
21 vs. Trevecca (21-1 win), 1994 at Home
21 vs. Valdosta State (21-18 win), 1994 at Home
21 vs. Belmont (21-4 win), 1959
20 vs. Blue Mountain (20-0 win), 2018 at Home
20 vs. Indiana Tech (20-7 win), 2005 at Home
20 vs. Northern State (20-2 win), 2002 at Home
20 vs. Faulkner (20-1 win), 2001 at Home
20 vs. Christian Brothers (20-2 win), 2000, Away
20 vs. Virginia Intermont (20-0 win), 1999 at Home
20 vs. Lincoln Memorial (20-0 win), 1998, Away
20 vs. Martin Methodist (20-6 win), 1998 at Home
20 vs. Belmont (20-3 win), 1994 at Home
20 vs. Lambuth (20-5 win), 1958

MOST RUNS ALLOWED IN A GAME

28 to #19 FGCU (28-7 loss), 2023 Home
25 to Alabama-Huntsville (25-3 loss), 2010 at Home
20 to #9 Ole Miss (20-3 loss), 2022 Away
20 to #3 Ole Miss (20-6 loss), 2021, Away
20 to Middle Tennessee State (20-5 loss), 1947
19 to Tennessee Tech (19-7 loss), 2022 Away
19 to Samford (19-10 loss) 2024 Home
19 to Alabama-Huntsville (19-17 loss), 2009, Away
19 to Valdosta State (19-9 loss), 2004 at Home
18 to #3 Mississippi State (18-1 loss), 2021, Away
18 to Tennessee Tech (18-4 loss), 2021 at Home
18 to Memphis (18-11 loss), 2019, Away
18 to Delta State (18-10 loss), 2017, Away
18 to Valdosta State (18-1 loss), 2010 at Neutral Site
18 to Cumberland (18-16 loss), 2003 at Home
18 to Alabama-Huntsville (18-2 loss) 2003 at Home
18 to Belmont (18-2 loss), 2022 Away
18 to Central Arkansas (18-9 loss), 2022 Away

BIGGEST WINS

35 vs. Montevallo (36-1 win), 1958
29 vs. Tuskegee (32-3 win), 2006, Away
29 vs. Kentucky State (31-2 win), 2011 at Home
27 vs. LeMoyne-Owen (29-2 win), 2013 at Home
26 vs. Wisconsin-Platteville (26-0 win), 1986 at Home
25 vs. Valdosta State (28-3 win), 1998, Away
25 vs. Martin Methodist (25-0 win), 1996 at Home

WORST DEFEATS

22 to Alabama-Huntsville (25-3 loss), 2010 at Home
21 to #19 FGCU (28-7 loss), 2023 Home
17 to #9 Ole Miss (20-3 loss), 2022 Away
17 to #3 Mississippi State (18-1 loss), 2021, Away
17 to Valdosta State (18-1 loss), 2010 at Neutral Site

DIVISION I ERA

MOST RUNS SCORED IN A GAME

22 at Bellarmine (22-3 win), April 14, 2024, Away
16 at Bellarmine (16-11 win), April 16, 2023, Away
15 vs. Bellarmine (15-5 win), May 13, 2022, at Home
15 at Austin Peay (16-15 loss), April 27, 2021, Away
14 vs Miami (OH) (14-9 win), Feb. 26, 2023, at Home
14 vs Milwaukee (14-6 win), Feb. 19, 2023, at Home
14 vs. Alabama State (14-2 win), April 16, 2019, at Home

MOST RUNS ALLOWED IN A GAME

28 to #19 FGCU (28-7 loss), 2023 Home
20 to #9 Ole Miss (20-3 loss), 2022 Away
20 to #3 Ole Miss (20-6 loss), 2021, Away
19 to Samford (19-10), 2024, Home
19 to Tennessee Tech (19-7 loss), 2022 Away
18 to Belmont (18-2 loss), 2022 Away
18 to Central Arkansas (18-9 loss), 2022 Away
18 to Bellarmine (18-3 loss), 2022 Away
18 to #3 Mississippi State (18-1 loss), 2021, Away
18 to Tennessee Tech (18-4 loss), 2021 at Home
18 to Memphis (18-11 loss), 2019, Away

BIGGEST WIN

19 vs. Bellarmine (22-3 win), April 14, 2024, Away
12 vs. Alabama State (14-2 win), April 16, 2019, at Home

WORST DEFEATS

21 to #19 FGCU (28-7 loss), 2023 Home
17 to #9 Ole Miss (20-3 loss), 2022 Away
17 to #3 Mississippi State (18-1 loss), 2021, Away
16 to Belmont (18-2 loss), 2022 Away
15 to Liberty (15-0 loss), 2021 at Home

UNA YEAR-BY-YEAR STATISTICS

BATTING

Year	AB	R	H	2B	3B	HR	RBI	BB	HBP	SB-SBA	AVG
1984	1532	311	423	59	11	29	250	232	11	137-172	.276
1985	1674	486	569	96	25	35	404	335	23	260-302	.340
1986	1445	376	447	81	24	38	326	234	---	139-158	.309
1987	1560	365	476	78	22	33	309	291	16	146-173	.305
1988	1384	315	426	83	11	32	272	189	28	113-136	.308
1989	1616	452	535	115	19	50	390	259	25	175-202	.331
1990	1363	317	423	91	19	29	285	188	28	150-176	.310
1991	1341	237	362	74	10	12	186	175	22	109-128	.270
1992	1616	301	455	77	12	26	239	236	19	151-188	.281
1993	1663	461	561	114	14	51	383	287	47	135-164	.337
1994	1429	381	454	89	12	23	329	239	29	102-129	.318
1995	1791	448	607	105	9	32	371	239	65	208-229	.339
1996	1376	388	475	74	15	26	316	216	---	146-170	.345
1997	1713	457	594	115	15	48	394	270	45	121-154	.347
1998	1604	493	583	109	18	42	429	240	45	139-164	.363
1999	1862	494	625	142	12	63	429	242	56	154-190	.336
2000	1743	520	612	105	29	44	432	289	62	205-237	.351
2001	1480	353	488	87	10	41	298	193	52	97-120	.330
2002	1673	417	598	115	6	44	355	177	60	133-159	.357
2003	1601	430	563	120	10	39	372	178	62	146-167	.352
2004	1707	413	576	115	21	37	348	192	48	116-142	.337
2005	1856	421	616	136	16	31	364	211	50	130-153	.332
2006	1851	416	641	113	18	26	356	195	64	171-220	.346
2007	1627	365	520	94	12	16	309	213	65	127-147	.320
2008	1530	360	515	83	11	26	307	177	50	95-125	.337
2009	1616	391	544	114	14	31	344	189	74	173-206	.337
2010	1578	313	462	75	4	25	265	207	68	112-150	.293
2011	1614	420	535	127	7	30	369	223	75	136-172	.331
2012	1770	356	534	87	8	31	309	221	53	111-144	.302
2013	1618	320	496	91	5	11	276	186	69	83-105	.307
2014	1631	254	428	60	2	5	210	204	42	77-105	.262
2015	1351	264	394	80	8	11	228	171	45	69-97	.292
2016	1520	288	460	85	8	31	256	160	39	68-91	.303
2017	1684	362	478	82	16	30	301	226	62	119-157	.284
2018	1640	314	451	75	7	34	275	265	76	78-109	.275
Division I											
2019	1781	247	432	77	7	20	199	200	54	103-133	.243
2020	485	51	93	15	2	3	43	69	13	39-49	.192
2021	1535	173	346	69	5	17	147	195	39	82-108	.225
2022	1739	272	455	83	8	23	237	226	54	85-120	.262
2023	1681	280	428	95	5	38	259	228	59	30-38	.255
2024	1824	407	526	104	5	57	378	282	77	66-81	.288

UNA YEAR-BY-YEAR STATISTICS

PITCHING

Year	G	CG	IP	ERA	R	ER	BB	SO	HBP
1984	53	22	393.0	3.39	227	148	180	261	13
1985	58	17	420.1	3.49	244	163	200	318	20
1986	51	21	360.1	2.87	210	115	120	236	6
1987	54	15	402.0	3.20	212	143	187	290	19
1988	46	9	328.2	5.39	238	197	163	196	22
1989	55	13	401.1	3.57	222	159	192	269	39
1990	48	10	352.0	2.66	157	104	155	315	30
1991	47	9	358.2	2.91	178	116	137	277	13
1992	53	16	397.0	3.38	229	149	148	331	26
1993	57	15	403.2	3.92	249	176	162	268	34
1994	48	11	369.2	3.55	193	146	164	299	42
1995	58	10	443.1	3.76	231	185	143	328	38
1996	48	5	345.2	3.25	170	125	140	293	---
1997	56	22	423.1	4.53	284	213	221	307	44
1998	50	5	387.0	3.67	214	158	155	379	38
1999	57	7	460.0	3.93	283	201	160	366	60
2000	53	13	410.2	5.24	291	239	176	295	57
2001	48	5	369.2	5.14	267	211	150	327	34
2002	53	5	406.2	4.23	251	191	143	288	53
2003	50	8	389.0	4.95	279	214	116	270	44
2004	55	13	414.1	5.06	280	233	124	316	53
2005	58	8	468.1	4.40	294	229	162	365	76
2006	58	10	461.1	3.43	232	176	160	374	82
2007	54	9	423.1	5.27	298	248	164	329	67
2008	50	1	386.0	4.66	246	200	141	333	45
2009	52	2	400.2	4.96	257	221	153	341	53
2010	53	5	406.0	5.52	330	249	178	301	51
2011	51	12	408.1	3.68	210	167	133	339	53
2012	57	7	466.0	4.02	255	208	154	376	68
2013	50	14	408.1	3.90	212	177	143	308	38
2014	53	7	434.2	3.75	209	181	148	255	59
2015	43	9	341.2	3.90	182	148	98	281	30
2016	47	2	378.1	4.31	236	181	145	365	56
2017	53	13	428.1	3.87	236	184	189	405	49
2018	51	13	429.0	4.13	235	197	169	422	42
Division I									
2019	54	1	461.0	6.03	349	309	262	388	60
2020	16	1	132.0	4.91	84	72	56	130	11
2021	47	1	399.2	7.36	410	327	234	375	41
2022	53	1	440.1	9.01	486	441	281	403	68
2023	51	0	418.1	8.71	449	405	355	372	104
2024	53	0	456.2	7.00	407	355	282	426	77

FIELDING

Year	PO	A	E	Pct
1984	1179	485	126	.929
1985	1238	453	96	.946
1986	1056	442	114	.929
1987	1204	569	80	.957
1988	989	434	76	.949
1989	1201	534	104	.943
1990	1056	429	86	.946
1991	1079	484	82	.949
1992	1208	480	110	.938
1993	1211	464	88	.950
1994	1109	431	69	.957
1995	1330	551	88	.955
1996	1037	478	75	.953
1997	1270	515	78	.958
1998	1161	469	89	.948
1999	1380	629	107	.949
2000	1232	497	70	.961
2001	1109	452	100	.940
2002	1220	557	88	.953
2003	1167	549	103	.943
2004	1243	509	80	.956
2005	1405	594	102	.951
2006	1384	555	91	.955
2007	1270	539	96	.950
2008	1158	477	69	.960
2009	1202	509	71	.960
2010	1218	494	105	.942
2011	1225	497	75	.958
2012	1398	536	75	.963
2013	1225	511	54	.970
2014	1304	581	63	.968
2015	1025	421	40	.973
2016	1135	390	64	.960
2017	1285	482	86	.954
2018	1287	450	65	.964
Division I				
2019	1383	441	68	.964
2020	396	133	16	.971
2021	1199	392	75	.955
2022	1321	405	66	.963
2023	1255	344	66	.960
2023	1255	344	66	.960
2024	1367	427	58	.969

RECORD VS. ALL OPPONENTS (1984-2024)

<i>Opponent</i>	<i>Overall W-L</i>	<i>Home W-L</i>	<i>Away W-L</i>	<i>Neutral W-L</i>	<i>Opponent</i>	<i>Overall W-L</i>	<i>Home W-L</i>	<i>Away W-L</i>	<i>Neutral W-L</i>
Abilene Christian (Texas)	0-2	0-0	0-0	0-2	Huntingdon (Ala.)	6-0	3-0	3-0	0-0
Alabama	2-8	0-1	2-7	0-0	Indianapolis (Ind.)	2-1	2-1	0-0	0-0
Alabama A&M	18-3	10-1	8-2	0-0	IUPUI-Fort Wayne	7-2	7-2	0-0	0-0
Alabama-Birmingham	2-3	1-3	1-0	0-0	IUPUI-Indianapolis	2-0	2-0	0-0	0-0
Alabama-Huntsville	34-38	20-17	12-18	2-4	Indiana Tech	5-1	5-1	0-0	0-0
Alabama State	4-2	2-1	2-1	0-0	Jackson State (Miss.)	1-0	0-0	1-0	0-0
Arkansas Tech	11-4	4-2	0-0	7-2	Jacksonville (Fla.)	3-3	0-0	3-3	0-0
Arkansas-Monticello	12-1	8-0	3-1	1-0	Jacksonville State (Ala.)	14-31	3-11	6-20	5-1
Arkansas-Pine Bluff	1-1	0-0	1-1	0-0	Kennesaw State (Ga.)	4-9	0-3	4-5	0-1
Armstrong State (Ga.)	1-0	0-0	1-0	0-0	Kentucky State	11-0	11-0	0-0	0-0
Auburn	0-4	0-0	0-3	0-1	Kentucky Wesleyan	8-2	8-2	0-0	0-0
Auburn- Montgomery (Ala.)	14-9-1	7-3-1	7-6	0-0	Lakeland College (Fla.)	3-0	3-0	0-0	0-0
Augustana (S.D.)	1-0	0-0	0-0	1-0	Lamar University (Texas)	1-1	0-0	0-0	1-1
Aurora University (Ill.)	3-0	3-0	0-0	0-0	Lambuth (Tenn.)	23-6	18-2	5-4	0-0
Austin Peay (Tenn.)	14-9	7-4	7-5	0-0	Lander (S.C.)	0-2	0-2	0-0	0-0
Barry (Fla.)	0-1	0-0	0-0	0-1	Lee (Tenn.)	9-10	4-5	4-5	1-0
Belhaven (Miss.)	4-1	2-0	2-1	0-0	LeMoyne-Owen (Tenn.)	14-1	13-1	1-0	0-0
Bellarmino (Ky.)	34-14	26-7	8-7	0-0	Lewis (Ill.)	1-0	0-0	0-0	1-0
Belmont (Tenn.)	13-8	9-4	4-4	0-0	Liberty (Va.)	1-8	1-5	0-3	0-0
Bethel (Tenn.)	11-0	7-0	4-0	0-0	Lincoln (Mo.)	9-0	9-0	0-0	0-0
Birmingham Southern (Ala.)	6-2	4-1	2-1	0-0	Lincoln Memorial (Tenn.)	42-13	23-6	19-7	0-0
Blue Mountain (Miss.)	1-0	1-0	0-0	0-0	Lindenwood (Mo.)	3-0	3-0	0-0	0-0
Butler (Ind.)	3-0	3-0	0-0	0-0	Lipscomb (Tenn.)	17-16	10-8	7-8	0-0
California, Pa	2-1	2-1	0-0	0-0	Little Rock (Ark.)	2-8	1-2	1-6	0-0
Cameron (Okla.)	2-0	2-0	0-0	0-0	Longwood College (Va.)	0-2	0-0	0-0	0-2
Campbellsville (Ky.)	4-2	4-2	0-0	0-0	Louisiana College	2-0	0-0	2-0	0-0
Carson- Newman (Tenn.)	0-2	0-1	0-0	0-1	Louisiana	0-3	0-0	0-3	0-0
Catawba (N.C.)	2-1	2-1	0-0	0-0	Lynn University (Fla.)	0-2	0-0	0-0	0-2
Centenary (La.)	1-0	0-0	0-0	1-0	Mars Hill (N.C.)	3-0	3-0	0-0	0-0
Central Arkansas	10-13	8-6	0-7	2-0	Tennessee Southern (Tenn.)	20-1	12-1	8-0	0-0
Central Missouri	1-3	0-0	0-1	1-2	Maryville (Mo.)	4-0	4-0	0-0	0-0
Central Oklahoma	1-3	1-3	0-0	0-0	McNeese State (La.)	1-1	0-0	1-1	0-0
Christian Brothers (Tenn.)	49-3	23-1	24-2	2-0	Memphis (Tenn.)	2-7	1-1	1-6	0-0
Cincinnati	1-4	1-0	0-4	0-0	Miami (OH)	3-0	3-0	0-0	0-0
Citadel (S.C.)	0-3	0-0	0-3	0-0	Middle Tennessee State	4-9	3-2	1-7	0-0
Clark-Atlanta (Ga.)	2-0	2-0	0-0	0-0	Miles (Ala.)	10-0	8-0	2-0	0-0
Columbus State (Ga.)	2-5	0-1	1-4	1-0	Milsaps (Miss.)	1-0	0-0	1-0	0-0
Concordia (Minn.)	6-0	6-0	0-0	0-0	Milwaukee	1-2	1-2	0-0	0-0
Cumberland (Tenn.)	12-7-1	10-3	2-4-1	0-0	Mississippi	2-9	0-0	2-9	0-0
Davidson (N.C.)	0-6	0-0	0-6	0-0	Mississippi College	40-10	17-4	22-5	1-1
Delta State (Miss.)	37-54	20-23	12-25	5-6	Mississippi State	2-9	0-0	2-9	0-0
Detroit (Mich.)	1-0	0-0	0-0	1-0	Mississippi Valley	19-1	10-0	9-1	0-0
Drury (Mo.)	3-0	3-0	0-0	0-0	Missouri-St. Louis	3-0	2-0	0-0	1-0
Eastern Kentucky	1-11	1-5	0-6	0-0	Missouri Western	5-1	5-1	0-0	0-0
Elon (N.C.)	0-1	0-1	0-0	0-0	Montevallo (Ala.)	49-29	27-11	21-16	2-1
Eckerd (Fla.)	1-4	0-0	0-4	1-0	Morehead State (Ky.)	1-2	1-2	0-0	0-0
Faulkner (Ala.)	17-4	11-2	6-2	0-0	Murray State (Ky.)	1-8	1-5	0-3	0-0
Ferris State (Mich.)	6-0	6-0	0-0	0-0	NJIT	2-1	2-1	0-0	0-0
Florida Gulf Coast	0-6	0-3	0-3	0-0	Nebraska-Kearney	1-2	1-2	0-0	0-0
Florida Southern	0-3	0-0	0-3	0-0	New Orleans (La.)	3-0	3-0	0-0	0-0
Florida Tech	0-3	0-0	0-3	0-0	Nicholls State (La.)	0-1	0-0	0-1	0-0
Fort Hays State (Kan.)	3-1	3-0	0-0	0-1	North Florida	2-5	2-5	0-0	0-0
Freed Hardeman (Tenn.)	13-4	7-1	6-3	0-0	Northern Illinois	1-1	1-1	0-0	0-0
Georgia State	0-3	0-0	0-3	0-0	Northern State (S.D.)	2-0	2-0	0-0	0-0
Goshen (Ind.)	3-0	3-0	0-0	0-0	Northwestern State (La.)	0-4	0-0	0-4	0-0
Grand Valley St. (Mich.)	0-1	0-0	0-0	0-1	Nova Southeastern (Fla.)	2-0	2-0	0-0	0-0
Harding (Ark.)	16-9	11-1	4-6	1-2	N. W. Missouri St.	2-0	2-0	0-0	0-0
Henderson State (Ark.)	18-4	11-3	7-1	0-0	Ohio	1-3	1-3	0-0	0-0
Hillsdale (Mich.)	3-0	3-0	0-0	0-0	Olivet Nazarene (Ill.)	8-1	8-1	0-0	0-0
					Ouachita Baptist (Ark.)	15-22	7-9	7-13	1-0

RECORD VS. ALL OPPONENTS (1984-2024)

<i>Opponent</i>	<i>Overall W-L</i>	<i>Home W-L</i>	<i>Away W-L</i>	<i>Neutral W-L</i>
Point Loma (Calif.)	0-3	0-0	0-3	0-0
Quincy (Ill.)	19-6	19-6	0-0	0-0
Queens (N.C.)	2-1	0-0	2-1	0-0
Rhodes College (Tenn.)	2-0	0-0	2-0	0-0
Rockford (Ill.)	2-0	2-0	0-0	0-0
Rockhurst (Mo.)	0-1	0-0	0-0	0-1
Samford (Ala.)	12-5	9-1	3-4	0-0
Selma (Ala.)	1-0	1-0	0-0	0-0
Shorter (Ga.)	14-4	8-4	6-0	0-0
Sienna Heights (Mich.)	17-1	17-1	0-0	0-0
Sioux Falls (S.D.)	1-0	0-0	0-0	1-0
Southeast Missouri St.	2-0	2-0	0-0	0-0
SE Oklahoma State	2-0	2-0	0-0	0-0
Southern Arkansas	10-9	7-4	1-2	2-3
S. Illinois-Edwardsville	4-2	4-1	0-0	0-1
South Alabama	0-1	0-0	0-1	0-0
Southern Indiana	1-0	0-0	0-0	1-0
Southern Mississippi	0-3	0-0	0-3	0-0
St Leo (Fla.)	4-0	0-0	3-0	1-0
Spalding (Ky.)	4-2	3-1	1-1	0-0
Spring Hill (Ala.)	5-2	2-0	3-2	0-0
Stetson (Fla.)	2-11	1-4	0-7	0-0
Stillman (Ala.)	7-2	5-2	2-0	0-0
Talladega (Ala.)	2-0	2-0	0-0	0-0
Tennessee-Martin	32-13	18-5	12-4	2-4
Tennessee Tech	8-9	4-3	4-6	0-0
Tennessee Wesleyan	7-2	3-1	4-1	0-0
Trevecca (Tenn.)	29-8-2	16-4	13-4-2	0-0
Troy (Ala.)	2-14	0-1	2-12	0-1
Tuskegee (Ala.)	3-1	0-0	3-1	0-0
Union (Ky.)	2-0	2-0	0-0	0-0
Union (Tenn.)	57-12	34-5	22-7	0-0
Urbana (Ohio)	2-0	2-0	0-0	0-0
Valdosta State (Ga.)	43-57	20-25	22-26	1-6
Vanderbilt	0-2	0-0	0-2	0-0
Virginia Intermont	4-0	4-0	0-0	0-0
Wayne State (Neb.)	3-0	3-0	0-0	0-0
West Alabama	63-47	39-12	24-32	0-2
West Florida	40-38	21-17	17-20	2-1
West Georgia	64-25	34-9	24-16	6-0
West Virginia State	1-0	0-0	0-0	1-0
William Carey (Miss.)	0-1	0-0	0-1	0-0
Wisconsin-Parkside	1-0	0-0	0-0	1-0
Wisconsin-Plattville	2-0	2-0	0-0	0-0
Wright State (Ohio)	1-1	1-1	0-0	0-0
Xavier (Ohio)	1-0	0-0	0-0	1-0
TOTALS	1197-684	759-274	396-375	57-46

Ties: 1984-Samford, 1985-Belmont, 1986-Mississippi College, 1987-Tennessee-Martin, 1988-Middle Tennessee State, 1992-Lambuth, 1993-Livingston, Talladega, 1997-Belhaven, 2000-Cumberland, 2004-Trevecca, 2007-Trevecca, 2013-Auburn-Montgomery, 2024 North Florida

RECORD VS. ALL OPPONENTS IN DIVISION I

<i>Opponent</i>	<i>Overall W-L</i>	<i>Home W-L</i>	<i>Away W-L</i>	<i>Neutral W-L</i>
Alabama	1-3	0-0	1-3	0-0
Alabama-Birmingham	1-2	1-2	0-0	0-0
Alabama A&M	2-1	2-1	0-0	0-0
Alabama State	2-2	1-1	1-1	0-0
Arkansas-Pine Bluff	1-1	0-0	1-1	0-0
Auburn	0-4	0-0	0-3	0-1
Austin Peay	4-5	3-1	1-4	0-0
Bellarmine	9-9	4-2	5-7	0-0
Belmont	2-6	1-3	1-3	0-0
Butler	1-0	1-0	0-0	0-0
Central Arkansas	1-11	1-5	0-6	0-0
Cincinnati	1-4	1-0	0-4	0-0
Citadel	0-3	0-0	0-3	0-0
Davidson	0-6	0-0	0-6	0-0
Eastern Kentucky	1-11	1-5	0-6	0-0
Florida Gulf Coast	0-6	0-3	0-3	0-0
Georgia State	0-3	0-0	0-3	0-0
Jacksonville	3-3	0-0	3-3	0-0
Jacksonville State	1-11	0-3	1-8	0-0
Kennesaw State	4-8	1-5	3-3	0-0
Lamar	0-1	0-0	0-0	0-1
Liberty	1-8	1-5	0-3	0-0
Little Rock	2-8	1-2	1-6	0-0
Lipscomb	6-15	4-8	2-7	0-0
Louisiana	0-3	0-0	0-3	0-0
Memphis	1-3	1-0	0-3	0-0
Miami (OH)	3-0	3-0	0-0	0-0
Milwaukee	1-2	1-2	0-0	0-0
Middle Tennessee	0-1	0-0	0-1	0-0
Mississippi	1-3	0-0	1-3	0-0
Mississippi State	0-3	0-0	0-3	0-0
Morehead State	1-2	1-2	0-0	0-0
Murray State	1-6	1-2	0-4	0-0
NJIT	2-1	2-1	0-0	0-0
North Florida	2-5-1	2-5-1	0-0	0-0
Northwestern State	0-4	0-0	0-4	0-0
Ohio	1-3	1-3	0-0	0-0
Queens	2-1	0-0	2-1	0-0
Samford	1-4	1-0	0-4	0-0
South Alabama	0-1	0-0	0-1	0-0
Southern Indiana	1-0	0-0	0-0	1-0
Southern Mississippi	0-3	0-0	0-3	0-0
Stetson	2-11	1-4	0-7	0-0
Tennessee-Martin	6-4	5-2	0-0	1-2
Tennessee Tech	2-8	0-3	2-5	0-0
Troy	0-3	0-0	0-3	0-0
Vanderbilt	0-2	0-0	0-2	0-0
70-204-1	43-72-1	25-128	2-4	

ASUN CONFERENCE SERIES

2019 (7-16)

at Kennesaw State	0-3
Stetson	1-2
Liberty	1-2
at Jacksonville	2-1
North Florida	1-1
at FGCU	0-3
NJIT	2-1
at Lipscomb	0-3

ASUN CONFERENCE SERIES 2020 (no conference series)

ASUN CONFERENCE SERIES 2021 (6-15)

at Liberty	0-3
at Bellarmine	0-3
Lipscomb	3-0
Kennesaw State	0-3
Liberty	0-3
Bellarmine	1-2
at Lipscomb	2-1

ASUN CONFERENCE SERIES 2022 (5-25)

Eastern Kentucky	1-2
at Jacksonville State	0-3
Central Arkansas	1-2
at Bellarmine	0-3
Lipscomb	0-3
at Eastern Kentucky	0-3
Jacksonville State	0-3
at Central Arkansas	0-3
Bellarmine	3-0
at Lipscomb	0-3

ASUN CONFERENCE SERIES 2023 (8-22)

Central Arkansas	0-3
FGCU	0-3
at Stetson	0-3
Lipscomb	0-3
at Bellarmine	3-0
Eastern Kentucky	0-3
at Jacksonville State	0-3
North Florida	0-3
at Kennesaw State	3-0
Austin Peay	2-1

ASUN CONFERENCE SERIES 2024 (10-19-1)

Kennesaw State	1-2
at Eastern Kentucky	0-3
Lipscomb	1-2
at Jacksonville	1-2
at Bellarmine	1-2
Stetson	1-2
Central Arkansas	0-3
at Queens	2-1
North Florida	1-1-1
Austin Peay	1-2

YEAR-BY-YEAR UNA LEADERS

AT BATS

1984	Rick Chavez	178
1985	Harry Shelton	184
1986	Mark Krumback	172
1987	Mark Krumback	185
1988	J.D. Ramirez	169
1989	Mike Burns	187
1990	Rusty Smith	160
1991	Rusty Smith	148
1992	Greg Bowles	166
1993	D.J. Harris	176
1994	Sean Gerrard	149
1995	Marvelle Moore	219
1996	Chad Hall	146
1997	Alberto Morales	205
1998	Sam Lee	167
1999	Steve Kosa	212
2000	Chris Fears	205
2001	Michael Searcy	169
2002	Brandon Kizer	194
2003	Mark Enders	184
2004	Mark Enders	204
2005	James Barksdale	240
2006	James Barksdale	241
2007	Josh Phillips	208
2008	Jeffery Ritter	174
2009	Qualon Millender	178
2010	Chase Porch	195
2011	J.P. LaMunyon	190
2012	Josh Carpenter	208
2013	Dylan Boston	193
2014	Dylan Boston	211
2015	Dylan Calhoun	168
2016	Dylan Calhoun	181
2017	T.J. Lockett	200
2018	T.J. Lockett	201
Division I		
2019	Davis Elliott	206
2020	Reid Homan	62
2021	Drew Hudson	177
2022	Reid Homan	216
2023	Gehrig Frei	198
2024	Jonathan Lane	214

HITS

1984	Rick Chavez	66
1985	Cedric Landrum	72
1986	Mark Krumback	65
1987	J. D. Ramirez	63
1988	J. D. Ramirez	66
1989	Mike Burns	63
1990	Greg Bowles	58
1991	Rusty Smith	45
1992	Greg Bowles	62
1993	D. J. Harris	68
1994	Sean Gerrard	49
1995	Jeff Foote	79
1996	Chad Hall	60
1997	Alberto Morales	76
1998	Sam Lee	87
1999	Josh Willingham	93
2000	Chris Fears	83
2001	Douglas Hargett	73
2002	Brandon Kizer	75
2003	Mark Enders	72
2004	Mark Enders	73
2005	Mike Klug	76
2006	James Barksdale	105

2007	Josh Phillips	81
2008	Jeffery Ritter	72
2009	Qualon Millender	65
	Trey Pollard	65
2010	Chase Porch	73
2011	J.P. LaMunyon	72
2012	Michael Schmidt	78
2013	Dylan Boston	68
2014	Kyle Conkle	57
2015	Dylan Calhoun	64
2016	Kevin Hall	69
2017	Drake Tucker	70
2018	Brandt Holland	61
	Kyle Hubbuch	61

Division I

2019	Davis Elliott	56
2020	Reid Homan	16
2021	Devne Daniel	51
2022	Luke Harper	67
2023	Gehrig Frei	58
2024	Gehrig Frei	66

BATTING AVERAGE

1984	Rick Chavez	.371
1985	Rick Chavez	.443
1986	Eddie Serrano	.386
1987	Robert Maracigan	.352
1988	J. D. Ramirez	.391
1989	Rusty Smith	.455
1990	Dan Bock	.412
1991	Darren Taylor	.333
1992	Greg Bowles	.373
1993	D. J. Harris	.386
1994	David Shelton	.360
1995	Jeff Foote	.446
1996	Alan Pate	.412
1997	Neill Jobe	.396
1998	Sam Lee	.521
1999	Josh Willingham	.489
2000	Josh Willingham	.420
2001	Douglas Hargett	.445
2002	Douglas Hargett	.411
2003	Jake Tippee	.414
2004	Job Fugice	.378
2005	James Barksdale	.388
2006	James Barksdale	.436
2007	Daniel Johnson	.394
2008	Josh Graham	.420
2009	Trey Pollard	.414
2010	Kevin Williams	.388
2011	Dale Ricketts	.381
2012	Michael Schmidt	.377
2013	Jake Ward	.397
2014	Kyle Conkle	.328
2015	Dylan Calhoun	.381
2016	Kevin Hall	.390
2017	Drake Tucker	.365
2018	Brandt Holland	.351
Division I		
2019	Kevin Brenning	.294
2020	Reid Homan	.258
2021	Devne Daniel	.290
2022	Luke Harper	.379
2023	Kyle Machado	.324
2024	Gehrig Frei	.320

RUNS SCORED

1984	Cedric Landrum	51
------	----------------	----

1985	Cedric Landrum	79
1986	Harry Shelton	58
1987	J. D. Ramirez	50
1988	Joe Blakey	44
1989	Mike Burns	59
1990	Greg Bowles	59
1991	Craig Bryant	37
1992	Terry Jones	50
1993	D. J. Harris	59
1994	Rob Nixon	49
1995	Jeff Foote	60
1996	Alan Pate	49
1997	Alberto Morales	56
1998	Mack Snell	61
1999	Josh Willingham	76
2000	Chris Fears	76
2001	Michael Searcy	52
2002	Adam Wheeler	61
2003	Mark Enders	56
2004	Mark Enders	61
2005	Mike Klug	70
2006	James Barksdale	67
2007	Josh Phillips	70
2008	Qualon Millender	49
2009	Qualon Millender	60
2010	Chase Porch	45
2011	Michael Schmidt	56
2012	Michael Schmidt	56
2013	Josh Cyr	42
2014	Jake Ward	43
2015	Brett Guzay	33
2016	Kevin Hall	49
2017	T.J. Lockett	49
2018	Kyle Hubbuch	47

Division I

2019	Davis Elliott	41
2020	Reid Homan	7
	Kevin Brenning	7
2021	Drew Hudson	33
2022	Luke Harper	45
2023	Kyle Machado	39
2024	Gehrig Frei	51

RUNS BATTED IN

1984	Rick Chavez	46
1985	Harry Shelton	53
1986	Mark Krumback	49
	Harry Shelton	49
1987	J. D. Ramirez	59
1988	J. D. Ramirez	55
1989	Mike Burns	69
1990	Mike Burns	42
1991	Darren Taylor	29
1992	Rusty Smith	36
1993	D. J. Harris	65
1994	Dennis Castro	45
1995	Alan Pate	72
1996	Alan Pate	55
1997	Sam Lee	60
1998	Sam Lee	68
1999	Josh Willingham	86
2000	Josh Willingham	75
2001	Douglas Hargett	54
2002	Douglas Hargett	55
2003	Jake Tippee	51
2004	Mark Enders	52
2005	Mike Klug	52
2006	Aaron Hauser	58

2007	Josh Graham	42
2008	Josh Graham	52
2008	Jeffery Ritter	52
2009	Jeffery Ritter	47
2010	Chase Porch	45
2011	Jake Sloan	51
2012	Josh Cyr	51
2013	Dylan Boston	43
2014	Dylan Boston	43
2015	Dylan Boston	45
2016	Kyle Hubbuch	43
2017	Kyle Hubbuch	55
2018	Kyle Hubbuch	53

Division I

2019	Reid Homan	26
2020	Ben Kiefer	7
2021	Kylan Barnett	24
2022	Austin Thrasher	37
2023	Kyle Machado	44
2024	Gehrig Frei	49

HOME RUNS

1984	Rick Chavez	6
	Pete Rodi	6
1985	Cedric Landrum	8
1986	Harry Shelton	9
1987	Brian Colwill	9
1988	J. D. Ramirez	11
1989	Mike Burns	17
1990	Mike Burns	8
1991	Darren Taylor	2
	Craig Bryant	2
	Brad Ivy	2
1992	Steve Lentz	5
	Rusty Smith	5
1993	D. J. Harris	17
1994	Rob Giannola	8
1995	Alan Pate	15
1996	Alan Pate	10
1997	Sam Lee	12
1998	Steve Kosa	12
1999	Josh Willingham	15
2000	Josh Willingham	13
2001	Douglas Hargett	9
	Michael Searcy	9
	Jeff Cochran	9
2002	Douglas Hargett	9
2003	Jonas Bailey	9
2004	Mike Klug	9
2005	Mike Klug	14
2006	Steven Agee	14
2007	Josh Graham	9
2008	Josh Graham	8
2009	Jeffery Ritter	7
2010	Kevin Williams	8
2011	Jake Sloan	7
	Josh Cyr	7
2012	Josh Cyr	10
2013	Dylan Boston	5
2014	Dylan Boston	2
	Kyle Conkle	2
2015	Dylan Boston	6
2016	Kyle Hubbuch	12
2017	Kyle Hubbuch	13
2018	Kyle Hubbuch	12
Division I		
2019	Davis Elliott	6

YEAR-BY-YEAR UNA LEADERS

2020	Tate Mathis	2
2021	Peyton Thomas	5
2022	Jonathan Lane	5
2023	Kyle Machado	9
2024	Gehrig Frei	15

TRIPLES

1984	Pete Rodi	2
	Bart Cregeen	2
	Randy Kelley	2
	Cedric Landrum	2
1985	Cedric Landrum	4
	Harry Shelton	4
1986	Harry Shelton	10
1987	J. D. Ramirez	8
1988	Robert Maracigan	2
	Billy Terrell	2
	J. D. Ramirez	2
	Mike Peter	2
1989	Rusty Smith	5
1990	Dan Bock	6
1991	Craig Bryant	3
1992	Greg Bowles	4
1993	Rodney Manghum	4
1994	Sean Gerrard	2
	Chad Hall	2
	Ryan Patterson	2
1995	Darrio Green	5
1996	Alan Pate	3
	Percy Jones	3
1997	Mack Snell	3
1998	David Houseton	3
1999	Steve Kosa	4
2000	Nick Mockabee	5
2001	Michael Searcy	3
2002	Bryan Swift	2
2003	Mark Enders	6
2004	Mike Klug	7
2005	James Barksdale	6
2006	James Barksdale	7
2007	Josh Phillips	6
2008	Qalon Millender	3
	Trey Pollard	3
2009	Qalon Millender	5
2010	Jared Mothershed	3

2011	J.P. LaMunyon	3
2012	Michael Schmidt	3
2013	Jake Ward	2
2014	Jake Ward	1
	Jake Smith	1
2015	Dylan Calhoun	2
	Dylan Boston	2
2016	Dylan Calhoun	2
	Kevin Hall	2
	Chris Blakey	2
2017	Drake Tucker	5
2018	Kyle Hubbuch	3

Division I

2019	Tate Mathis	3
2020	Reid Homan	1
	Kevin Brenning	1
2021	five players	1
2022	Drew Hudson	2
2023	Andrew Knight	2
2024	Kyle Machado	2

DOUBLES

1984	Pete Rodi	2
	Bart Cregeen	2
	Randy Kelley	2
	Cedric Landrum	2
1985	Cedric Landrum	4
	Harry Shelton	4
1986	Harry Shelton	10
1987	J. D. Ramirez	8
1988	Robert Maracigan	2
	Billy Terrell	2
	J. D. Ramirez	2
	Mike Peter	2
1989	Rusty Smith	5
1990	Dan Bock	6
1991	Craig Bryant	3
1992	Greg Bowles	4
1993	D. J. Harris	16
1994	Alan Pate	13
1995	Alan Pate	21
1996	Alan Pate	12
1997	Sam Lee	19
1998	Sam Lee	18
1999	Josh Willingham	26
2000	Corey Murks	23
2001	Douglas Hargett	15
2002	Douglas Hargett	20
2003	Jake Tippee	17
2004	Mark Enders	19
2005	Mike Klug	25
2006	Steven Agee	18
2007	Josh Phillips	17
2008	Jeffery Ritter	15
	Josh Graham	15
2009	Colin Murphy	16
2010	Chase Porch	11
2011	Jake Sloan	20
2012	Michael Schmidt	19
2013	Dylan Boston	22
2014	Dylan Boston	12
2015	Dylan Boston	21
2016	Dylan Calhoun	15
2017	Kyle Hubbuch	17
2018	Brandt Holland	12

Division I

2019	Davis Elliott	14
2020	Colt Chrestman	3
2021	Devne Daniel	14
2022	Luke Harper	16
2023	Andrew Knight	18
2024	Andrew Knight	15

BASES ON BALLS

1984	Harry Shelton	29
1985	Cedric Landrum	40
1986	Blake Rosson	27
1987	Mike Peter	38
1988	Joe Blakely	30
1989	Jon Watkins	33
1990	Greg Bowles	30
1991	Rusty Smith	26
1992	Rusty Smith	41
1993	D.J. Harris	37
1994	Rob Nixon	42
1995	David Shelton	37
1996	Alan Pate	41
1997	Mack Snell	35
1998	Mack Snell	31

1999	Josh Willingham	43
2000	Josh Willingham	47
2001	Nic Mockabee	28
2002	Douglas Hargett	27
2003	Jake Tippee	27
2004	Jake Tippee	29
2005	Mike Klug	37
2006	A.J. Reed	43
2007	A.J. Reed	34
2008	Jeffery Ritter	25
2009	Collin Murphy	16
2010	Blake Stroth	39
2011	Michael Schmidt	39
2012	Michael Schmidt	42
2013	Josh Cyr	44
2014	Kyle Conkle	40
2015	Kyle Conkle	23
2016	Taylor Hayes	21
	Kevin Hall	21
2017	Davis Elliott	34
2018	Kyle Hubbuch	48

Division I

2019	Davis Elliott	31
2020	Kevin Brenning	13
2021	Kylan Barnett	26
2022	Luke Harper	46
2023	Jonathan Lane	34
2024	Levi Jensen	35

HIT BY PITCH

1984	Britt Richards	4
1985	Cedric Landrum	4
	Britt Richards	4
	Pete Rodi	4
1986		
1987	David Matt	4
1988	Mike Madej	10
1989	Mike Madej	9
1990	Jerry Mitchum	6
1991	Bobby Barton	3
	John Mahalik	3
	Craig LaLonde	3
1992	Brian Riniolo	3
1993	Rodney Mangham	11
1994	Dennis Castro	5
1995	Omar Johnson	23
1996	Omar Johnson	10
1997	Mack Snell	12
1998	Mack Snell	12
1999	Josh Willingham	12
2000	Josh Willingham	14
2001	Vito Redman	10
2002	Chad McCoy	12
2003	Chad McCoy	19
2004	Mike Klug	8
	Jake Tippee	8
2005	Aaron Hauser	10
2006	Eddie Gullen	11
	Steven Agee	11
2007	Matt Horton	13
2008	Matt Horton	11
2009	Jeffery Ritter	14
	Dewayne Gunn	14
2010	Josh Cyr	19
2011	Josh Cyr	28
2012	Josh Cyr	11
2013	Josh Cyr	13
2014	Brett Guzay	7

2015	Dylan Boston	9
2016	Taylor Hayes	8
2017	Ben Cooley	13
2018	Brandt Holland	17

Division I

2019	Reid Homan	7
2020	Reid Homan	4
2021	Austin Thrasher	8
2022	Austin Thrasher	23
2023	Kyle Machado	15
2024	Gehrig Frei	11

STOLEN BASES

1984	Cedric Landrum	35
1985	Cedric Landrum	69
1986	Mark Krumbach	31
1987	Mark Krumbach	31
	Joe Blakey	31
1988	Joe Blakey	46
1989	Mike Madej	30
	Billy Terrell	30
1990	Greg Bowles	48
1991	Craig Bryant	22
1992	Greg Bowles	33
1993	Terry Jones	35
1994	David Shelton	19
1995	David Shelton	59
1996	Dion Newby	22
1997	Sam Lee	18
1998	Steve Carlson	25
1999	Denny Paganelli	39
2000	Chris Fears	49
2001	Vito Redman	22
2002	Adam Wheeler	30
2003	Jonas Bailey	25
2004	Mike Klug	20
2005	James Barksdale	40
2006	James Barksdale	59
2007	Josh Phillips	34
2008	Qalon Millender	20
2009	Qalon Millender	45
2010	Ross Parker	21
	Chase Porch	21
2011	Michael Schmidt	27
2012	Josh Doyle	31
2013	Josh Doyle	27
2014	Jake Ward	18
2015	Heath Wood	12
2016	Kevin Hall	16
2017	T.J. Lockett	22
2018	T.J. Lockett	20

Division I

2019	Davis Elliott	17
2020	Reid Homan	11
2021	Drew Hudson	13
2022	Luke Harper	15
2023	Dominick McIntyre	7
2024	Dominick McIntyre	6

WINS

1984	Robert Lopez	9
1985	Robert Lopez	11
1986	Chuck Ashcraft	6
1987	Chuck Ashcraft	8
1988	Jose Martinez	6
1989	Paul Ragland	9
1990	Ken Head	8

YEAR-BY-YEAR UNA LEADERS

1991	Kent Sullivan	8
1992	Chris LeFoy	8
	Sammie Ridley	8
1993	Junior Hoffman	9
1994	Paul O'Hearn	7
1995	Ty Parten	7
1996	George Mianowski	9
1997	George Mianowski	10
1998	David Landers	8
1999	Wally Whidby	10
2000	Duite Welch	11
2001	Daniel Wren	6
2002	Tatum Brown	8
2003	Cory Kroeger	6
	Josh Brandon	6
2004	Sergio Romo	10
2005	Brian Jenkins	10
2006	Richard Brindle	9
2007	Jeff Schafer	8
	Richard Brindle	8
2008	Ryan Miller	6
2009	Chad Boughner	7
2010	Mitch Handley	6
2011	Trey Mitchell	12
2012	Chad Boughner	10
2013	Michael Watkins	7
2014	Riley Sanderson	6
2015	Jacob Westerhouse	5
	Brantley Claunch	5
2016	Riley Sanderson	6
2017	Tyler Joyner	10
2018	Tyler Joyner	8
Division I		
2019	Bryant Claunch	5
2020	Chase Best	1
	Hunter Davidson	1
	Cosi Scinta	1
2021	Hunter Davidson	2
	Austin Nichols	2
2022	Jacob James	3
2023	Carson Howard	3
2024	Jacob James	5

STRIKEOUTS

1984	Robert Lopez	81
1985	Robert Lopez	88
1986	Chuck Ashcraft	50
1987	Pat Bruce	59
1988	Brad Hunter	48
1989	Paul Ragland	49
1990	Robby Lamar	72
1991	Ken Head	54
1992	Sammie Ridley	102
1993	Blaine Beasley	70
1994	Paul O'Hearn	70
1995	Paul Rogers	65
1996	George Mianowski	66
1997	George Mianowski	84
1998	David Landers	91
1999	Wally Whidby	96
2000	Duite Welch	90
2001	Duite Welch	75
2002	Tatum Brown	54
2003	Cory Kroeger	51
2004	Sergio Romo	102
2005	Brock Hunton	88
2006	Brock Hunton	105

2007	Richard Brindle	85
2008	Jeff Schafer	62
2009	Ryan Miller	59
2010	Trey Mitchell	53
2011	Trey Mitchell	82
2012	Chad Boughner	115
2013	Cade Medley	59
2014	Brantley Claunch	54
2015	Brantley Claunch	57
2016	Riley Sanderson	93
2017	Tyler Joyner	99
2018	Tyler Joyner	111
Division I		
2019	Bryant Claunch	62
2020	Hunter Davidson	28
2021	Hunter Davidson	79
2022	Will Haberstock	72
2023	Jacob James	84
2024	Jacob James	105

EARNED RUN AVG.

1984	Frankie Turner	2.16
1985	Nick Pignotti	2.21
1986	Jim Czajkowski	1.98
1987	Jesus Rivera	1.93
1988	Jose Martinez	3.44
1989	Brad Hunter	1.94
1990	Joe Martinez	1.41
1991	Kent Sullivan	0.68
1992	Ken Head	1.84
1993	Joe Martinez	2.08
1994	Jim Landers	2.43
1995	Marty Wheeler	2.76
1996	Marty Wheeler	1.69
1997	Brandon Hauck	3.49
1998	Cliff Lord	1.62
1999	Cliff Lord	3.63
2000	Duite Welch	3.03
2001	Tatum Brown	2.91
2002	Jason Pischke	2.59
2003	Cory Kroeger	2.84
2004	Nick Marrs	3.52
2005	Shane Chappell	2.49
2006	Brock Hunton	3.10
2007	Jeff Schafer	3.94
2008	Justin Fleming	3.43
2009	Matt Vandenneuvel	3.50
2010	Patrick Hinton	4.13
2011	Trey Mitchell	2.75
2012	Chad Boughner	2.75
2013	Riley Sanderson	2.79
2014	Austin Carpenter	2.18
2015	Jacob Westerhouse	1.49
2016	Blake Talley	1.86
2017	Tyler Joyner	3.21
2018	Josh Stillman	1.94
Division I		
2019	Bryant Claunch	3.26
2020	Chase Best	3.86
2021	Hunter Davidson	5.14
2022	Austin Emener	6.56
2023	Jacob James	5.65
2024	Brycen Parrish	3.58

SAVES

1984	Kent Willis	2
1985	Randy Coe	3

1986	Jim Czajkowski	4
1987	Kevin Ayers	2
1988	Jose Martinez	3
1989	Ken Head	3
1990	Joe Martinez	10
1991	Kent Sullivan	7
1992	Chris LeFoy	2
1993	Joe Martinez	4
1994	Jim Landers	7
1995	Marty Wheeler	8
1996	Marty Wheeler	6
1997	Jamie Byrd	6
1998	Cliff Lord	4
1999	Matt Greenwood	12
2000	Ferenc Jongejan	5
2001	Tatum Brown	3
2002	Jason Pischke	8
2003	Jason Pischke	4
2004	Brian Jenkins	2
2005	Cory Kroeger	5
2006	Ross Black	4
2007	Nick Newberry	4
2008	Ryan Miller	4
2009	Mitch Handley	8
2010	Patrick Hinton	2
	Neil Brown	2
2011	Joel Sessions	5
2012	Ben Seabrook	12
2013	Daymon Eriksen	2
	Ben Seabrook	2
2014	Jacob Westerhouse	4
2015	Jacob Westerhouse	4
2016	Blake Talley	5
2017	Channing Wall	4
2018	Channing Wall	7
Division I		
2019	Kaleb Barnes	2
2020	Kyle Moore	1
	Bryant Claunch	1
2021	Austin Nichols	2
2022	Austin Emener	4
2023	Jacob James	3
2024	Dane Sykes	4

INNINGS PITCHED

1984	Robert Lopez	113.0
1985	Robert Lopez	110.2
1986	Chuck Ashcraft	69.2
1987	Chuck Ashcraft	76.2
1988	Brad Hunter	70.1
1989	Paul Ragland	66.1
1990	Ken Head	68.0
1991	Ken Head	69.0
1992	Sammie Ridley	101.0
1993	Blaine Beasley	72.1
1994	Paul O'Hearn	72.2
1995	Paul Rogers	73.2
1996	George Mianowski	65.1
1997	George Mianowski	96.0
1998	Wally Whidby	78.2
1999	Wally Whidby	109.2
2000	Daniel Wren	97.2
2001	Duite Welch	63.0
2002	Tatum Brown	81.1
2003	Josh Brandon	64.2
2004	Sergio Romo	97.2

2005	Brian Jenkins	90.0
2006	Brock Hunton	104.2
2007	Jeff Schafer	93.2
2008	Branden Tepe	81.0
2009	Justin Fleming	68.0
2010	Mitch Handley	82.0
2011	Trey Mitchell	108.0
2012	Chad Boughner	114.2
2013	Chad Boughner	81.1
2014	Brantley Claunch	93.1
2015	Brantley Claunch	87.2
2016	Riley Sanderson	88.2
2017	Tyler Joyner	103.2
2018	Tyler Joyner	105.2
Division I		
2019	Hunter Davidson	59.2
2020	Chase Best	25.2
2021	Hunter Davidson	70.0
2022	Jacob James	71.2
2023	Jacob James	73.1
2024	Jacob James	76.2

LION BASEBALL HONORS



ALL-GULF SOUTH CONFERENCE

1973	Stan Steadman	C
1974	Roger Ralph	2B
1974	Stan Steadman	C
1978	Mark Sparks	DH
1980	Bart Cregeen	1B
1980	Jim Carlo	OF
1982	Bart Cregeen	OF
1984	Rick Chavez	SS
1984	Robert Lopez	P
1985	Rick Chavez	SS
1985	Robert Lopez	P
1985	Cedric Landrum	OF
1986	Harry Shelton	OF
1986	Mark Krumback	SS
1987	J. D. Ramirez	2B
1987	Chuck Ashcraft	P
1988	J. D. Ramirez	UTL
1988	Joe Blakey	OF
1989	Mike Burns	UTL
1989	Mike Madej	2B
1989	Dan Bock	OF
1989	Russ Cleveland	P
1990	Robby Lamar	P
1990	Jerry Mitchum	1B
1990	Greg Bowles	OF
1991	Craig Bryant	SS
1991	Kent Sullivan	P
1992	Greg Bowles	OF
1992	Ken Head	P
1992	Chris LeFoy	P
1993	Blaine Beasley	P
1993	D.J. Harris	3B
1993	Kent Scolamiero	2B
1993	Terry Jones	OF
1993	Rodney Mangham	OF
1994	Junior Hoffman	P
1994	Rob Giannola	C
1994	Paul O'Hearn	P
1994	Sean Gerrard	3B
1994	Rob Nixon	OF
1994	Ryan Patterson	UTL
1994	Chad Hall	DH
1994	Jim Landers	RP
1995	Heath Reynolds	P
1995	Chad Hall	C
1995	Marvelle Moore	SS
1995	Alan Pate	1B
1995	Jeff Foote	OF
1995	David Shelton	OF
1995	Darrio Green	DH
1996	Chad Hall	C
1996	Alan Pate	1B
1996	George Mianowski	P
1997	George Mianowski	P

1997	Sam Lee	2B
1997	Alberto Morales	SS
1997	Brandon Hauck	P
1997	Neill Jobe	1B
1998	Sam Lee	2B
1998	Steve Kosa	1B
1998	David Houseton	OF
1998	David Landers	P
1998	Cliff Lord	P
1999	Josh Willingham	SS
1999	Denny Paganelli	OF
1999	Cliff Lord	P
2000	Josh Willingham	SS
2000	Michael Searcy	2B
2000	Denny Paganelli	OF
2000	Chris Fears	OF
2000	Duite Welch	P
2001	Douglas Hargett	1B
2002	Douglas Hargett	1B
2002	Nathan Bowden	SS
2002	Jeff Cochran	OF
2002	Adam Wheeler	OF
2002	Brandon Kizer	DH
2003	Chad McCoy	C
2003	Jake Tippee	1B
2003	Brock Beck	3B
2004	Jake Tippee	1B
2004	Sergio Romo	P
2005	Brian Jenkins	DH
2005	Job Fugice	SS
2005	James Barksdale	OF
2006	James Barksdale	OF
2006	A.J. Reed	2B
2006	Steven Agee	3B
2006	Josh Phillips	OF
2006	Brock Hunton	P
2007	A.J. Reed	2B
2007	Matt Horton	SS
2007	Josh Phillips	OF
2007	Jeff Schafer	P
2008	Jeffery Ritter	OF
2008	Josh Graham	1B
2008	Matt Horton	2B
2009	Jeffery Ritter	OF
2009	Qualon Millender	OF
2009	Cole Mitchell	SS
2009	Justin Fleming	P
2010	Kevin Williams	C
2010	Chase Porch	OF
2011	Trey Mitchell	P
2011	Michael Schmidt	2B
2011	J.P. LaMunyon	3B
2011	Dale Ricketts	C
2012	Chad Boughner	P
2012	Michael Schmidt	2B
2013	Josh Cyr	1B
2013	Jake Ward	OF
2014	Kyle Conkle	1B
2015	Brett Guzay	SS
2016	Kevin Hall	C
2016	Taylor Hayes	DH
2017	Tyley Joyner	P
2017	Drake Tucker	OF
2018	Tyler Joyner	P
2018	Kyle Hubbuch	1B
2018	Channing Wall	RP

GSC ALL-DIVISION TEAM

1972	Dale Mathis	OF
1972	Benny Hale	OF
1973	Stan Steadman	C
1974	Roger Ralph	2B
1974	Lannie Belue	OF
1974	Stan Steadman	C
1974	David George	P
1975	Roger Ralph	1B
1975	Rick Maze	UT
1976	Larry Ketchum	OF
1977	Darrell Cantrell	P
1977	Glenn Hildreth	C
1978	Darrell Cantrell	P
1978	Glenn Hildreth	C
1978	Mark Sparks	DH
1979	Jeff Anderson	P
1980	Bart Cregeen	1B
1980	Jim Carlo	OF
1982	Bart Cregeen	OF
1983	Kent Willis	P
1983	Jeff Bell	1B
1983	Randy Kelley	OF
1984	Robert Lopez	P
1984	Rick Chavez	SS
1985	Robert Lopez	P
1985	Rich Chavez	SS
1985	Cedric Landrum	OF
1985	Harry Shelton	OF
1986	Harry Shelton	OF
1986	Mark Krumback	SS
1986	Eddie Serano	DH
1986	Frankie Turner	P
1987	J. D. Ramirez	2B
1987	Robert Maracigan	1B
1987	Chuck Ashcraft	P
1987	Jesus Rivera	P
1988	Jose Martinez	P
1988	Joe Blakey	OF
1988	J. D. Ramirez	3B
1989	Mike Burns	UTL
1989	Mike Madej	2B
1989	Dan Bock	OF
1989	Russ Cleveland	P
1989	Rusty Smith	OF
1989	Phil Evans	C
1990	Robby Lamar	P
1990	Ken Head	P
1990	Mike Weems	C
1990	Jerry Mitchum	1B
1990	Greg Bowles	OF
1991	Craig Bryant	SS
1991	Kent Sullivan	P
1991	Rusty Smith	OF

SECOND-TEAM ALL-GSC

1992	Rusty Smith	OF
1992	Kurt Titus	U
1992	Sammie Ridley	P
1993	Junior Hoffman	P
1993	Mitch Sexton	1B
1993	Rob Nixon	OF
1998	Wally Whidby	P
1998	Mack Snell	OF
1999	Christian Gallegos	C

1999	Wally Whidby	P
1999	Matt Greenwood	P
2000	Corey Murks	3B
2000	Daniel Wren	P
2001	Tharun Anderson	C
2002	Bryan Swift	2B
2002	Josh Brandon	SP
2002	Tatum Brown	SP
2002	Jason Pischke	RP
2003	Mark Enders	OF
2004	Mike Klug	2B
2004	Job Fugice	SS
2004	Mark Enders	OF
2005	Aaron Hauser	1B
2005	Mike Klug	2B
2005	Shane Chappell	RP
2006	Aaron Hauser	1B
2006	Richard Brindle	P
2008	Cole Mitchell	SS
2008	Qualon Millender	OF
2008	Brennon Auerbach	P
2009	Dewayne Gunn	2B
2010	Mitch Handley	P
2010	Trey Mitchell	P
2011	Josh Cyr	1B
2011	Jake Sloan	DH
2011	Josh Carpenter	SS
2011	Jared Mothershed	OF
2011	Chad Boughner	P
2011	Casey Jones	RP
2012	Josh Carpenter	SS
2012	Josh Cyr	1B
2012	Josh Doyle	OF
2012	Jake Sloan	DH
2013	Josh Carpenter	2B
2013	Josh Doyle	OF
2013	Dylan Boston	DH
2013	Cade Medley	SP
2014	Dylan Boston	3B
2014	Jacob Westerhouse	RP
2015	Dylan Boston	3B
2016	Dylan Calhoun	OF
2016	Riley Sanderson	SP
2017	Davis Elliott	3B
2017	Kyle Hubbuch	1B
2018	Shane Priest	P

GSC ALL-TOURNAMENT TEAM

1997	Neill Jobe	1B
1997	Lance Green	C
1997	Mack Snell	OF
1999	Chris Fears	OF
1999	Matt Henry	2B
1999	Douglas Hargett	3B
1999	Steve Kosa	1B
1999	Josh Willingham	SS
2000	Nick Mockabee	OF
2000	Josh Willingham	SS
2000	Corey Murks	3B
2005	Mike Klug	2B
2005	Brian Jenkins	P/DH
2005	Matt Hancock	P
2006	Aaron Hauser	1B
2006	Josh Phillips	OF
2007	Trey Pollard	OF

LION BASEBALL HONORS

2012 Andrew Almon.....3B
 2012 Michael Schmidt.....2B
 2017 Lane Wallace.....P

GSC TOURNAMENT MVP

1989 Dan Bock
 1993 Terry Jones
 1997 Mack Snell
 1999 Steve Kosa *
 1999 Josh Willingham *
 * co-MVP
 2005 Mike Klug

GSC EAST DIVISION PLAYER OF THE YEAR

2006 James Barksdale.....OF

GSC PITCHER OF THE YEAR

2017 Tyler Joyner.....P
 2018 Tyler Joyner.....P

GSC EAST DIVISION FRESHMAN OF THE YEAR

2010 Josh Cyr.....1B
 2011 Josh Carpenter.....SS

ABCA ALL-REGION FIRST-TEAM

1984 Rick Chavez.....SS
 1985 Cedric Landrum.....OF
 1985 Robert Lopez.....P
 1988 J. D. Ramirez.....2B
 1988 Joe Blakey.....OF
 1989 Mike Burns.....UTL
 1989 Mike Madej.....2B
 1989 Dan Bock.....OF
 1990 Ken Head.....P
 1990 Mike Burns.....3B
 1990 Greg Bowles.....OF
 1991 Kent Sullivan.....P
 1992 Greg Bowles.....OF
 1992 Ken Head.....P
 1993 D.J. Harris.....3B
 1993 Terry Jones.....OF
 1993 Rodney Mangham.....OF
 1993 Blaine Beasley.....P
 1993 Junior Hoffman.....P
 1995 Alan Pate.....1B
 1995 Jeff Foote.....OF
 1995 Darrio Green.....DH
 1996 Alan Pate.....1B
 1996 George Mianowski.....P
 1997 Sam Lee.....INF
 1997 George Mianowski.....P
 1998 Sam Lee.....2B
 1998 David Landers.....P
 1998 Cliff Lord.....P
 1999 Josh Willingham.....SS
 2000 Chris Fears.....OF
 2000 Michael Searcy.....2B
 2000 Duite Welch.....P
 2000 Josh Willingham.....INF
 2002 Douglas Hargett.....1B

2002 Brandon Kizer.....DH
 2004 Mike Klug.....2B
 2005 Mike Klug.....2B
 2006 James Barksdale.....OF
 2006 Brock Hunton.....P
 2013 Jake Ward.....OF
 2018 Tyler Joyner.....P
 2018 Kyle Hubbuch.....3B

ABCA ALL-REGION SECOND TEAM

1984 Robert Lopez.....P
 1985 Rick Chavez.....SS
 1985 Harry Shelton.....OF
 1989 Paul Ragland.....P
 1989 Russ Cleveland.....P
 1989 Rusty Smith.....OF
 1989 Jon Watkins.....1B
 1990 Joe Martinez.....P
 1991 Craig Bryant.....SS
 1992 Terry Jones.....OF
 1992 Sammie Ridley.....P
 1993 Mitch Sexton.....1B
 1993 Kent Scolamiero.....2B
 1994 Junior Hoffman.....P
 1994 Jim Landers.....RP
 1994 Blaine Beasley.....P
 1995 David Shelton.....OF
 1995 Paul Rogers.....P
 1995 Chad Hall.....C
 1996 Chad Hall.....C
 1997 Brandon Hauck.....P
 1997 Alberto Morales.....SS
 2001 Douglas Hargett.....1B
 2002 Jeff Cochran.....OF
 2002 Adam Wheeler.....OF
 2004 Jake Tippee.....1B
 2004 Mark Enders.....OF
 2004 Sergio Romo.....P
 2005 Brian Jenkins.....P/DH
 2006 A.J. Reed.....2B
 2008 Matt Horton.....2B
 2009 Qualon Millender.....OF
 2010 Kevin Williams.....C
 2010 Chase Porch.....OF
 2011 J.P. LaMunyon.....3B
 2011 Jake Sloan.....DH
 2011 Trey Mitchell.....P
 2013 Dylan Boston.....DH
 2016 Taylor Hayes.....DH

ABCA ALL-REGION THIRD TEAM

1985 Steve Jackson.....2B

DAKTRONICS/D2CCA ALL-REGION FIRST-TEAM

2011 J.P. LaMunyon.....3B
 2011 Jake Sloan.....DH
 2012 Chad Boughner.....P
 2013 Dylan Boston.....DH
 2017 Tyler Joyner.....P
 2018 Tyler Joyner.....P
 2018 Kyle Hubbuch.....3B

DAKTRONICS/D2CCA ALL-REGION SECOND-TEAM

2008 Jeffery Ritter.....OF
 2009 Qualon Millender.....OF
 2012 Michael Schmidt.....2B
 2013 Josh Cyr.....1B
 2013 Cade Medley.....SP
 2013 Jake Ward.....OF
 2015 Brett Guzay.....SS

NCBWA ALL-REGION FIRST-TEAM

2012 Chad Boughner.....P
 2017 Tyler Joyner.....P
 2018 Tyler Joyner.....P
 2018 Kyle Hubbuch.....3B

NCBWA ALL-REGION SECOND-TEAM

2011 Dale Ricketts.....C
 2012 Michael Schmidt.....2B
 2012 Josh Carpenter.....SS
 2013 Jake Ward.....OF
 2013 Dylan Boston.....DH
 2016 Taylor Hayes.....DH

NCBWA ALL-REGION HONORABLE MENTION

2011 Trey Mitchell.....P
 2017 Drake Tucker.....OF

NCBWA SOUTH REGION PITCHER OF THE YEAR

2012 Chad Boughner.....P

ALL-REGION TOURNAMENT TEAM

1984 Rick Chavez.....SS
 1984 Robert Lopez.....P
 1984 Mark Shrout.....C
 1985 Robert Lopez.....P
 1989 Paul Ragland.....P
 1989 Dan Bock.....OF
 1989 Mike Madej.....2B
 1989 Willie Brown.....OF
 1991 Rusty Smith.....OF
 1991 Lee Whitman.....C
 1991 Darren Taylor.....DH
 1992 Sammie Ridley.....P
 1992 Rusty Smith.....SS
 1992 Greg Bowles.....OF
 1992 Eric Neiman.....DH
 1993 Chad Hall.....DH
 1993 D.J. Harris.....OF
 1993 Kent Scolamiero.....2B
 1995 Alan Pate.....1B
 1995 Sean Gerard.....2B
 1995 Marvelle Moore.....SS

1995 Jeff Foote.....OF
 1997 D.L. Brewer.....3B
 1999 Steve Kosa.....1B
 1999 Chris Fears.....OF
 1999 Cliff Lord.....P
 1999 Alan Grijalva.....P
 2011 Michael Schmidt.....2B

DIVISION II BASEBALL CHAMPIONSHIP ALL-TOURNAMENT TEAM

1999 Josh Willingham.....SS
 1999 Christian Gallegos.....C

ABCA ALL-AMERICAN FIRST TEAM

1998 Sam Lee.....2B
 1999 Josh Willingham.....SS

ABCA ALL-AMERICAN SECOND TEAM

1985 Cedric Landrum.....OF
 1989 Mike Madej.....2B
 1989 Dan Bock.....OF
 1993 D.J. Harris.....3B
 1993 Terry Jones.....OF
 1995 Alan Pate.....1B
 1996 Alan Pate.....1B
 2000 Josh Willingham.....INF
 2005 Mike Klug.....2B
 2006 James Barksdale.....OF

ABCA ALL-AMERICAN THIRD TEAM

1984 Rick Chavez.....SS
 1989 Mike Burns.....UTL
 1990 Greg Bowles.....OF
 1991 Kent Sullivan.....P
 1992 Greg Bowles.....OF
 1998 Cliff Lord.....RP
 2000 Chris Fears.....OF
 2002 Douglas Hargett.....1B

COLLEGE BASEBALL LINEUP

DII ALL-STAR TEAM

2011 Trey Mitchell.....P

NCBWA ALL-AMERICAN THIRD TEAM

2012 Chad Boughner.....P
 HONORABLE MENTION
 2018 Kyle Hubbuch.....3B

DAKTRONICS/D2CCA ALL-AMERICAN HONORABLE MENTION

2012 Chad Boughner.....P
 2018 Kyle Hubbuch.....3B

LION BASEBALL HONORS

GSC PLAYER OF THE WEEK

1980	Jerry Long	4-19
1985	Cedric Landrum	3-19
1985	Rick Chavez	4-16
1986	Harry Shelton	4-8
1986	Eddie Serrano	4-15
1987	J.D. Ramirez	3-23
1988	J.D. Ramirez	5-4
1989	Rusty Smith	3-1
1989	Mike Burns	4-19
1989	Dan Bock	5-7
1990	Mike Weems	3-20
1990	Greg Bowles	4-17
1990	Mike Burns	5-1
1992	Rusty Smith	4-21
1993	Tommy Buckner	3-16
1993	D.J. Harris	4-6
1993	D.J. Harris	4-13
1993	Terry Jones	5-4
1994	David Shelton	4-6
1994	Alan Pate	4-26
1995	Marvelle Moore	2-28
1995	Jeff Foote	3-20
1995	Alan Pate	4-10
1995	Jeff Foote	4-17
1995	David Shelton	4-24
1996	Alan Pate	3-3
1996	Alan Pate	3-17
1997	Sam Lee	3-2
1997	Alberto Morales	4-6
1997	Sam Lee	4-13
1998	David Houseton	3-31
1998	Steve Kosa	4-21
1999	Josh Willingham	4-5
1999	Lee Autrey	4-12
2000	Corey Murks	3-7
2000	Josh Willingham	3-21
2000	Chris Fears	4-11
2000	Josh Willingham	4-25
2000	Josh Willingham	5-1
2002	Douglas Hargett	3-6
2002	Douglas Hargett	3-26
2002	Brandon Kizer	4-7
2002	Douglas Hargett	4-21
2003	Mark Enders	3-9
2003	Jonas Bailey	3-16
2003	Chad Wilfawn	4-20
2004	Mike Klug	4-20
2005	Brian Jenkins	4-5
2006	James Barksdale	2-28
2006	James Barksdale	4-4
2006	Andrew Knerr	4-11
2006	Joe Skyles	5-2
2007	Josh Phillips	3-6
2007	Trey Pollard	3-20
2008	Jeffery Ritter	2-12
2008	Jeffery Ritter	3-4
2008	Matt Horton	3-18
2008	Josh Graham	4-8
2009	Cole Mitchell	2-12
2009	Cole Mitchell	4-7
2009	Kyle Jones	4-14
2010	Chase Porch	3-16
2010	Kevin Williams	4-27
2011	Jared Mothershed	2-14
2011	Josh Cyr	2-21

2011	Josh Carpenter	2-28
2011	Dale Ricketts	3-14
2011	Michael Schmidt	4-4
2012	Andrew Almon	2-21
2012	Josh Carpenter	3-11
2012	Michael Schmidt	4-6
2013	Jake Ward	3-5
2013	Josh Cyr	3-12
2013	Josh Cyr	4-23
2014	Kyle Conkle	3-17
2014	Kyle Conkle	3-24
2017	Drake Tucker	4-25
2018	Kyle Hubbuch	3-6

GSC PITCHER OF THE WEEK

1986	Jim Czajkowski	4-15
1988	Jose Martinez	3-22
1989	Charlie Rogers	5-7
1990	Joe Martinez	3-20
1990	Ken Head	3-27
1990	Kent Sullivan	4-24
1990	Russ Cleveland	5-1
1991	Ken Head	4-16
1991	Kent Sullivan	4-30
1992	Rod Sowizro	3-25
1992	Sammie Ridley	4-7
1992	Chris LeFoy	4-12
1993	Blaine Beasley	3-23
1993	Blaine Beasley	4-20
1994	Blaine Beasley	4-14
1994	Paul O'Hearn	4-26
1995	Brian Shollenberger	3-13
1996	George Mianowski	3-17
1996	George Mianowski	3-31
1997	Brandon Hauck	4-13
1998	David Landers	4-21
1998	Cliff Lord	4-28
2000	Duite Welch	3-28
2000	Duite Welch	4-18
2003	Josh Brandon	4-13
2004	Sergio Romo	3-28
2004	Sergio Romo	4-13
2005	Brock Hunton	4-19
2005	Brock Hunton	4-26
2006	Brock Hunton	2-28
2006	Pat Allison	3-14
2006	Brock Hunton	3-21
2006	Brock Hunton	4-4
2006	Pat Allison	4-11
2008	Branden Tepe	3-4
2010	Trey Mitchell	3-23
2010	Mitch Handley	4-20
2010	Trey Mitchell	4-27
2011	Trey Mitchell	2-14
2011	Trey Mitchell	3-21
2011	Johnny Hornbuckle	4-4
2012	Chad Boughner	2-28
2012	Chad Boughner	3-11
2012	Chad Boughner	3-18
2012	Chad Boughner	4-9
2013	Cade Medley	4-16
2014	Brantley Claunch	2-11
2015	Kyle Conkle	3-17
2016	Todd Gibson	3-1
2017	Devan Traglia	2-14

2017	Tyler Joyner	2-21
2017	Tyler Joyner	2-28
2018	Tyler Joyner	2-13
2018	Tyler Joyner	3-6
2018	Shane Priest	3-20
2018	Tyler Joyner	4-17

GSC FRESHMAN OF THE WEEK

2016	Peyton Sockwell	2-9
2018	Reid Homan	3-13

NCBWA SOUTH REGION PLAYER OF THE WEEK

2012	Michael Schmidt	4-16
2013	Josh Cyr	3-12
2013	Josh Cyr	4-23
2014	Kyle Conkle	3-17
2017	Drake Tucker	4-25
2018	Kyle Hubbuch	4-6

NCBWA SOUTH REGION PITCHER OF THE WEEK

2012	Chad Boughner	2-28
2013	Cade Medley	4-17
2014	Brantley Claunch	2-11
2018	Tyler Joyner	4-17

ABCA/RAWLINGS SOUTH REGION GOLD GLOVE TEAM

2013	Andrew Almon	3B
2014	Josh Carpenter	2B
2014	Jake Ward	OF
2015	Brett Guzay	SS

ABCA/RAWLINGS ALL-AMERICAN GOLD GLOVE TEAM

2014	Jake Ward	OF
------	-----------	----

GSC COACH OF THE YEAR

1984	Mike Lane
1989	Mike Lane
1993	Mike Lane
1999	Mike Lane

ACADEMIC ALL-GULF SOUTH CONFERENCE

1988	Brian Colwill	1B
1989	Dan Bock	OF
1989	Brad Hunter	P
1990	Rusty Smith	OF
1991	John Mahalik	SS
1992	Gerry Albright	P
1993	John Mahalik	SS
1999	Steve Kosa	1B
1999	Josh Willingham	SS
2000	Douglas Hargett	1B
2000	Josh Willingham	SS

2001	Douglas Hargett	1B
2002	Douglas Hargett	1B
2003	Josh Welborn	P
2005	Job Fugice	SS
2006	James Barksdale	OF
2006	Eddie Gullen	OF
2006	Cory Kroeger	P
2007	Andrew Knerr	C
2007	Ross Parker	OF
2007	Trey Pollard	OF
2008	Cole Mitchell	SS
2009	Cole Mitchell	SS
2009	Trey Pollard	DH
2009	Matthew Vandenheuvel	P
2009	Mitch Handley	P
2010	Mitch Handley	P
2010	Patrick Hinton	P
2010	Trey Mitchell	P
2010	Ross Parker	OF
2011	Trey Mitchell	P
2012	Andrew Almon	3B
2012	Drew Parker	C
2013	Andrew Almon	3B
2013	Josh Cyr	1B
2014	Brantley Claunch	P
2015	Kyle Conkle	P/DH
2016	Blake Talley	P
2018	Kyle Hubbuch	3B

COSIDA ACADEMIC ALL-DISTRICT

1999	Steve Kosa	1B (first-team)
1999	Josh Willingham	SS (second-team)
2000	Josh Willingham	SS (first-team)
2000	Douglas Hargett	1B (first-team)
2001	Douglas Hargett	INF (first-team)
2002	Douglas Hargett	INF (first-team)
2003	Josh Welborn	P (first-team)
2006	James Barksdale	OF (second-team)
2012	Andrew Almon	3B (first-team)
2013	Andrew Almon	3B (first-team)
2018	Kyle Hubbuch	3B (first-team)
2022	Reid Homan	SS (first-team)

COSIDA ACADEMIC ALL-AMERICA®

1999	Steve Kosa	1B (second-team)
2000	Josh Willingham	SS (second-team)
2000	Douglas Hargett	1B (third-team)
2001	Douglas Hargett	INF (first-team)
2002	Douglas Hargett	INF (first-team)

LION BASEBALL HONORS

COSIDA ACADEMIC ALL-AMERICA® OF THE YEAR

(for College Division Baseball)

2001 Douglas Hargett.....INF
2002 Douglas Hargett.....INF

GSC TOP TEN AWARD

1999.....Steve Kosa
2000.....Josh Willingham
2001.....Douglas Hargett
2002.....Douglas Hargett
2006.....James Barksdale
2011.....Trey Mitchell

GSC COMMISSIONER'S TROPHY

2001.....Douglas Hargett
2002.....Douglas Hargett
2011.....Trey Mitchell

DISNEY'S WIDE WORLD OF SPORTS / CONFERENCE COMMISSIONER'S ASSOCIATION DIVISION II REGIONAL MALE SCHOLAR ATHLETE OF THE YEAR

2001.....Douglas Hargett
2002.....Douglas Hargett

DISNEY'S WIDE WORLD OF SPORTS / CONFERENCE COMMISSIONER'S ASSOCIATION DIVISION II MALE SCHOLAR ATHLETE OF THE YEAR

2001.....Douglas Hargett
2002.....Douglas Hargett

ROBERT E. STEPHENSON AWARD

This award is presented annually to the individual who has contributed to the program on the field and in the classroom, showing great character, accountability and loyalty to the UNA baseball program. The winner is selected by a vote of the players and coaches.

2013.....Andrew Almon
2014.....Brantley Claunch
2015.....Brantley Claunch
2016.....Blake Talley
2017.....Tyler Joyner
2018.....Shane Priest
2019.....Peyton Sockwell
2021.....Reid Homan
2022.....Luke Harper



2022 Robert E. Stephenson Award Recipient

Senior catcher Luke Harper of Meridian, Miss., above with Rosalie Stephenson and head coach Mike Keehn, was the recipient of the team's 2022 Robert E. Stephenson Award. The award has been presented annually since 2013 in memory of long-time UNA faculty member and faculty athletic representative Robert E. "Bob" Stephenson, in honor of his support of the Lions baseball program.

LION DIVISION I BASEBALL HONORS

ASUN CONFERENCE PLAYER OF THE WEEK

2019 Reid Homan..... April 15
2024 Gehrig Frei..... April 15

ASUN CONFERENCE PITCHER OF THE WEEK

2019 Bryant Claunch April 22
2021 Hunter Davidson March 29

ASUN CONFERENCE ALL-ACADEMIC TEAM

2019 Bryant Claunch
2019 Josh Stillman
2021 Hunter Davidson
2021 Reid Homan
2024 Gehrig Frei

ASUN CONFERENCE SPRING WINNER FOR LIFE

2019 Peyton Sockwell
2020 Tate Mathis
2022 Reid Homan

CSC ACADEMIC ALL-DISTRICT

2022 Reid Homan
2024 Jacob James, Brycen Parrish, Jackson Ferrigno, Gehrig Frei

CSC ACADEMIC ALL-AMERICA®

2022 Reid Homan..... third-team

ASUN CONFERENCE ALL FRESHMAN TEAM


2024 Jacob James..... third-team
2024 Gehrig Frei..... third-team

ASUN CONFERENCE ALL FRESHMAN TEAM

2023 Gehrig Frei




LION BASEBALL ALL-AMERICANS



RICK CHAVEZ

1984 • THIRD TEAM
Shortstop


.371 Avg • 6 HR • 46 RBI
18 stolen bases



CEDRIC LANDRUM

1985 • SECOND TEAM
Outfield


.416 Avg • 8 HR • 43 RBI
69 stolen bases



MIKE MADEJ

1989 • SECOND TEAM
Second Base


.378 Avg • 1 HR • 19 RBI
30 stolen bases



DAN BOCK

1989 • SECOND TEAM
Outfield


.432 Avg • 4 HR • 45 RBI



MIKE BURNS

1989 • THIRD TEAM
Utility

.337 Avg • 17 HR • 69 RBI



GREG BOWLES

1990 • THIRD TEAM
Outfield


.367 Avg • 1 HR • 16 RBI
48 stolen bases



KENT SULLIVAN

1991 • THIRD TEAM
Pitcher


8-0 • 0.68 ERA • 35 K
Led NCAA Division II
in ERA



GREG BOWLES

1992 • THIRD TEAM
Outfield


.373 Avg • 4 HR • 24 RBI
33 stolen bases



TERRY JONES

1993 • SECOND TEAM
Outfield


.360 Avg • 2 HR • 21 RBI
35 stolen bases



D.J. HARRIS

1993 • SECOND TEAM
Third Base


.386 Avg • 17 HR • 65 RBI



ALAN PATE

1995 • SECOND TEAM
First Base

.354 Avg • 15 HR • 72 RBI




ALAN PATE

1996 • SECOND TEAM
First Base

.412 Avg • 10 HR • 55 RBI


LION BASEBALL ALL-AMERICANS



CLIFF LORD

1998 • THIRD TEAM
Pitcher


4-0 • 1.62 ERA • 56 K
Second in NCAA Division II
in ERA



SAM LEE

1998 • FIRST TEAM
Second Base


.521 Avg • 6 HR • 68 RBI
Second in NCAA Division II
in Batting Average.



JOSH WILLINGHAM

1999 • FIRST TEAM
Shortstop

.489 Avg • 15 HR • 86 RBI
Second in NCAA Division II
in Batting Average



JOSH WILLINGHAM

2000 • SECOND TEAM
Shortstop

.420 Avg • 13 HR • 75 RBI
29 Stolen Bases



CHRIS FEARS

2000 • THIRD TEAM
Outfield

.405 Avg • 76 Runs
36 RBI • 49 Stolen Bases



DOUGLAS HARGETT

2002 • THIRD TEAM
First Base


.411 Avg • 56 Runs
55 RBI • 9 Home Runs
20 2B



MIKE KLUG

2005 • SECOND TEAM
Second Base

.364 Avg • 70 Runs
52 RBI • 14 Home Runs
25 2B



JAMES BARKSDALE

2006 • SECOND TEAM
Outfield

.436 Avg • 67 Runs
38 RBI • 59 Stolen Bases

LION BASEBALL ALL-AMERICANS

as selected by the
American Baseball Coaches Association

1984	Rick Chavez	SS	Third-team
1985	Cedric Landrum	OF	Second-team
1989	Mike Madej	2B	Second-team
1989	Dan Bock	OF	Second-team
1989	Mike Burns	UTL	Third-team
1990	Greg Bowles	OF	Third-team
1991	Kent Sullivan	P	Third-team
1992	Greg Bowles	OF	Third-team
1993	D.J. Harris	3B	Second-team
1993	Terry Jones	OF	Second-team
1995	Alan Pate	1B	Second-team
1996	Alan Pate	1B	Second-team
1998	Sam Lee	2B	First-team
1998	Cliff Lord	RP	Third-team
1999	Josh Willingham	SS	First-team
2000	Josh Willingham	SS	Second-team
2000	Chris Fears	OF	Third-team
2002	Douglas Hargett	1B	Third-team
2005	Mike Klug	2B	Second-team
2006	James Barksdale	OF	Second-team

as selected by
College Baseball Lineup

2011	Trey Mitchell	P	First-team
------	---------------	---	------------

as selected by the
National Collegiate Baseball Writers Association

2012	Chad Boughner	P	Third-team
2018	Kyle Hubbuch	3B	Honorable Mention

as selected by Daktronics/D2CCA

2012	Chad Boughner	P	Honorable Mention
2018	Kyle Hubbuch	3B	Honorable Mention

UNA ATHLETIC HALL OF FAME

The following is a list of the 32 former Lion baseball players or coaches who have been inducted into the University of North Alabama Athletic Hall of Fame

Class of 1990

[Doyle "Dabbs" Earnest](#)

Basketball (1959-62)

[Baseball \(1960-63\)](#)

[Eddie Flowers](#)

Head Baseball, Basketball and Tennis Coach, Athletic Director (1932-69)

Class of 1991

[John Bostick](#)

Basketball (1953-56)

Football (1953-55)

[Baseball \(1953-56\)](#)

[Max Burleson](#)

Football (1956-58)

Basketball (1956-57)

[Baseball \(1956-59\)](#)

Class of 1992

[Ricky Lindsey](#)

Football (1966-68)

[Baseball \(1967-69\)](#)

Head Baseball Coach (1973-74)

[Jack Redwine](#)

Football (1956-58)

Basketball (1957)

[Baseball \(1955-58\)](#)

Golf (1958-59)

[Wendell Taylor](#)

Football (1952-55)

[Baseball \(1953-55\)](#)

Class of 1994

[George Weeks](#)

Asst. Football Coach (1949-69)

Head Baseball Coach (1949-71)

Class of 1995

[Joe Brewer](#)

Football (1949, 52-54)

[Baseball \(1950, 53-55\)](#)

[Roger Ralph](#)

Football (1973-75)

[Baseball \(1973-75\)](#)

Class of 1997

[Cedric Landrum](#)

Baseball (1982-85)

Class of 1999

[Rick Chavez](#)

Baseball (1984-85)

Class of 2000

[Eddie Frost](#)

Basketball (1958-61)

Baseball (1957-58, 60-61)

Class of 2002

[Mike Burns](#)

Baseball (1989-90)

[L.L. Whitten](#)

Football (1949-52)

[Baseball \(1950-51\)](#)

Class of 2003

[Gary Elliott](#)

Women's Basketball Coach (1979-82)

[Baseball Coach \(1979\)](#)

Golf Coach (1980-88)

Men's BB Assistant (1983-88)

Men's Basketball Coach (1989-2003)

Class of 2006

[Jim Czajkowski](#)

Baseball (1985-86)

Class of 2007

[Terry Jones](#)

Baseball (1992-93)

Class of 2008

[Greg Bowles](#)

Baseball (1990, 1992)

Class of 2009

[Mike Lane](#)

Baseball Coach (1984-2008)

[Sam Lee](#)

Baseball (1997-98)

Class of 2010

[Alan Pate](#)

Football (1991)

Baseball (1993-96)

Class of 2012

[Steve Kosa](#)

Baseball (1998-99)

Class of 2013

[Douglas Hargett](#)

Baseball (1999-02)

[Josh Willingham](#)

Baseball (1998-00)

Class of 2014

[Cliff Lord](#)

Baseball (1998-99)

Class of 2015

[Chris Fears](#)

Baseball (1999-00)

Class of 2016

[Robert Steele](#)

Football (1975-77)

[Baseball \(1976\)](#)

[Kent Sullivan](#)

Baseball (1990-91)

Class of 2019

[Mike Klug](#)

Baseball (2004-05)

Class of 2020

[James Barksdale](#)

Baseball (2004-06)

Class of 2022

[Riley Brewer](#)

Baseball (1979-82)

Class of 2023

[Will Batson](#)

Baseball (2007)

Football (2006-09)

[Trey Mitchell](#)

Baseball (2008-11)

Class of 2024

[Chad Boughner](#)

Baseball (2009, 2011-13)

[Matt Hancock](#)

Baseball (2002-05)

Coach (2006-18)

[Harry Shelton](#)

Baseball (1984-86)

UNA BASEBALL - DIAMOND AWARD

Academic Excellence

1988 Brad Hunter Finance 3.00	* 2001 Douglas Hargett Biology/Pre-Law 3.87	2012 Drew Parker Communications 3.90
1989 Eric Wiese Management 3.35	Josh Welborn Chemistry/Pre-Med. 3.87	2013 Mathew Tittle Economics 4.00
1990 Rusty Smith Management 3.08	2002 David Johnson CIS-Business 3.80	2014 Kyle Conkle Health, Physical Education & Recreation 4.00
1991 John Mahalik Finance 3.40	2003 Josh Welborn Chemistry/Pre-Med. 3.89	2015 Kyle Conkle Health, Physical Education & Recreation 4.00
1992 Jason Foytack Finance 3.92	2004 Mark Enders Environmental Biology 3.81	2016 Brett Baker General Business 4.00
1993 John Mahalik MBA Finance 3.67	2005 Job Fugice Chemistry/Pre-Med 3.75	2017 Brett Baker Professional Finance 3.94
1994 Brian Shollenberger Physical Education 3.25	2006 Jackson Agee Mathematics/ Secondary Education 3.84	*2018 Brett Baker Professional Finance 4.00
1995 Marty Wheeler Physical Education 3.33	* 2007 Jackson Agee Mathematics/ Secondary Education Jake Urda Biology	Reid Homan Computer Information Systems 4.00
1996 Matt Harper Finance 3.40	2008 Matthew Vandenheuvel Professional Finance 4.00	2019 Brett Baker Reid Homan Preston Montgomery Austin Nichols Colton Teal 4.00
1997 Matt Harper Finance 3.50	* 2009 Matthew Vandenheuvel Professional Finance 4.00	2021 Reid Homan 4.00
1998 Steve Kosa Biology 3.46	Jackson Agee Mathematics/ Secondary Education 4.00	2022 Reid Homan 4.00
1999 Douglas Hargett Biology/Pre-Law 4.00	2010 Patrick Hinton Biology 3.91	
2000 Douglas Hargett Biology/Pre-Law 4.00	2011 Drew Parker Communications 3.87	

* Co-Recipients in 2001, 2007,
2009, 2018, 2019, 2022

Sponsored by
Dr. Art Diamond

UNA BASEBALL ACADEMIC AWARDS

UNA BASEBALL

ACADEMIC ALL-GULF SOUTH CONFERENCE SELECTIONS

1998	Brian Colwill
1989	Dan Bock
1989	Brad Hunter
1990	Rusty Smith
1991	John Mahalik
1992	Gerry Albright
1993	John Mahalik
1999	Steve Kosa
1999	Josh Willingham
2000	Douglas Hargett
2000	Josh Willingham
2001	Douglas Hargett
2002	Douglas Hargett
2003	Josh Welborn
2005	Job Fugice
2006	James Barksdale
2006	Eddie Gullen
2006	Cory Kroeger
2007	Andrew Knerr
2007	Ross Parker
2007	Trey Pollard
2008	Cole Mitchell
2009	Cole Mitchell
2009	Trey Pollard
2009	Matthew Vandenhuevel
2009	Mitch Handley
2010	Mitch Handley
2010	Patrick Hinton
2010	Trey Mitchell
2010	Ross Parker
2011	Trey Mitchell
2012	Drew Parker
2012	Andrew Almon
2013	Andrew Almon
2013	Josh Cyr
2014	Brantley Claunch
2016	Blake Talley
2017	Drake Tucker
2017	Kyle Hubbuch
2018	Kyle Hubbuch

ACADEMIC ALL-ASUN CONFERENCE SELECTIONS

2019	Bryant Claunch
2019	Josh Stillman
2021	Hunter Davidson
2021	Reid Homan
2022	Reid Homan

UNA BASEBALL

CSC ACADEMIC ALL-DISTRICT SELECTIONS

1999	Steve Kosa (first-team)
	Josh Willingham (second-team)
2000	Josh Willingham (first-team)
	Douglas Hargett (first-team)
2001	Douglas Hargett (first-team)
2002	Douglas Hargett (first-team)
2003	Josh Welborn (first-team)
2006	James Barksdale (second-team)
2012	Andrew Almon (first-team)
2013	Andrew Almon (first-team)
2017	Devan Traglia (first-team)
	Kyle Hubbuch (first-team)
2018	Kyle Hubbuch (first-team)
2022	Reid Homan (first-team)
2024	Jacob James, Brycen Parrish, Jackson Ferrigno, Gehrig Frei

UNA BASEBALL COLLEGE SPORTS COMMUNICATORS (CSC) ACADEMIC ALL-AMERICA® SELECTIONS

1999	Steve Kosa (second-team)
2000	Josh Willingham (second-team)
	Douglas Hargett (third-team)
2001	Douglas Hargett (first-team)
2002	Douglas Hargett (first-team)
2022	Reid Homan (third-team)

UNA BASEBALL

CSC ACADEMIC ALL-AMERICA OF THE YEAR FOR COLLEGE DIVISION BASEBALL

2001	Douglas Hargett
2002	Douglas Hargett



GULF SOUTH CONFERENCE TOP TEN

1999	Steve Kosa
2000	Josh Willingham
2001	Douglas Hargett
2002	Douglas Hargett
2006	James Barksdale
2011	Trey Mitchell

GULF SOUTH CONFERENCE COMMISSIONER'S TROPHY RECIPIENT


2001	Douglas Hargett
2002	Douglas Hargett
2011	Trey Mitchell

DISNEY'S WIDE WORLD OF SPORTS DIVISION II CONFERENCE COMMISSIONER'S ASSOCIATION NATIONAL MALE SCHOLAR ATHLETE OF THE YEAR


2001	Douglas Hargett
2002	Douglas Hargett

LIONS IN PROFESSIONAL BASEBALL

MAJOR LEAGUE LIONS



CEDRIC LANDRUM
(Outfielder)
Chicago Cubs
New York Mets



JIM CZAJKOWSKI
(Pitcher)
Colorado Rockies



TERRY JONES
(Outfielder)
Colorado Rockies
Montreal Expos



SERGIO ROMO
(Pitcher)
San Francisco Giants
Los Angeles Dodgers
Tampa Bay Rays
Miami Marlins
Minnesota Twins
Oakland A's
Seattle Mariners
Toronto Blue Jays

JOSH WILLINGHAM
Major Leagues
2004-2014

- Played in 1,147 career Major League games
- 195 career home runs
- 632 career RBI
- 426 career extra-base hits

LIONS IN PROFESSIONAL BASEBALL

LIONS IN THE MAJOR LEAGUE DRAFT

Year	Round	Overall Pick	Round Pick	Team	Player	Position
1982	23	588	18	Los Angeles Dodgers	Mike Gentle	P
1986	29	711	5	Atlanta Braves	Jim Czajkowski	P
1986	17	428	9	Chicago Cubs	Harry Shelton	OF
1989	36	924	5	Texas Rangers	Gil Cleveland	P
1989	34	892	25	Minnesota Twins	Greg Bowles	OF
1990	18	495	17	Texas Rangers	Rodney Busha	P
1990	18	479	1	*MIAMI-min	Charlie Rogers	P
1991	18	474	11	Seattle Mariners	Craig Bryant	SS
1993	40	1136	28	Colorado Rockies	Terry Jones	OF
1996	36	1066	11	Philadelphia Phillies	Justin Fenus	P
2000	17	491	1	Florida Marlins	Josh Willingham	2B
2002	34	1026	24	New York Yankees	Nathan Bowden	INF
2005	28	851	21	Oakland Athletics	Mike Klug	2B
2006	15	440	4	Pittsburgh Pirates	James Barksdale	OF
2018	30	895	11	Baltimore Orioles	Tyler Joyner	P

* MIAMI (minors) Picks in the June Draft

TERRY JONES IN THE MAJOR LEAGUES

Year	G	AB	R	H	2B	3B	HR	RBI	SB	BB	SO	BA	SH	SF	HBP
1996 Colorado (NL)	12	10	6	3	0	0	0	1	0-0	0	3	.300	0	1	1
1998 Montreal (NL)	60	212	30	46	7	2	1	15	16-20	21	46	.217	15	0	0
1999 Montreal (NL)	17	63	4	17	1	1	0	3	1-3	3	14	.270	0	0	0
2000 Montreal (NL)	108	168	30	42	8	2	0	13	7-9	10	32	.250	3	0	0
2001 Montreal (NL)	30	77	8	20	5	0	0	2	3-3	2	11	.260	3	0	0
Totals	227	530	78	128	21	5	1	34	27-35	36	106	.242	18	1	0

Transactions:

June 3, 1993: Drafted by the Colorado Rockies in the 40th round of the 1993 amateur draft. Signed June 6, 1993

Dec. 10, 1997: Traded by the Colorado Rockies to the Montreal Expos.

October 4, 1999: Granted Free Agency

October 28, 1999: Signed as a Free Agent by the Los Angeles Dodgers

January 6, 2000: Sent to the New York Yankees as part of a conditional deal

March 31, 2000: Selected off waivers by the Montreal Expos from the New York Yankees

October 12, 2001: Granted Free Agency

JIM CZAJKOWSKI IN THE MAJOR LEAGUES

Year	W	L	G	GS	CG	SV	IP	H	R	ER	BB	SO	HBP	WP	BF	ERA
1994 Colorado (NL)	0	0	5	0	0	0	8.7	9	4	4	6	2	3	1	42	4.15

Transactions:

June 2, 1986: Drafted by the Atlanta Braves in the 29th round of the amateur draft. Signed June 9, 1986.

December 5, 1989: Drafted by the Pittsburgh Pirates from the Atlanta Braves in 1989 minor league draft.

July 12, 1990: Traded by the Pittsburgh Pirates to the Milwaukee Brewers

October 15, 1992: Granted Free Agency. December, 1992: Signed as a Free Agent with the Chicago Cubs

October 15, 1993: Granted Free Agency. December 3, 1993: Signed as a Free Agent with the Colorado Rockies

October 15, 1994: Granted Free Agency. October 22, 1994: Signed as a Free Agent with the Colorado Rockies

LIONS IN PROFESSIONAL BASEBALL

CEDRIC LANDRUM IN THE MAJOR LEAGUES

Year	G	AB	R	H	2B	3B	HR	RBI	SB	BB	SO	BA	SH	SF	HBP
1991 Chicago (NL)	56	86	28	20	2	1	0	6	27-32	10	18	.233	3	0	0
1993 New York (NL)	22	19	2	5	1	0	0	1	0-0	0	5	.263	1	0	0
Totals	78	105	30	25	3	1	0	7	27-32	10	23	.238	4	0	0

Transactions:

November 9, 1985: Signed by the Chicago Cubs as an amateur free agent
 July 7, 1992: Traded by the Chicago Cubs to the Milwaukee Brewers
 October 15, 1992: Granted Free Agency
 February 24, 1993: Signed as a Free Agent with the Minnesota Twins
 April 17, 1993: Released by the Minnesota Twins
 May 14, 1993: Signed as a Free Agent by the New York Mets
 October 4, 1993: Released by the New York Mets

SERGIO ROMO IN THE MAJOR LEAGUES

Year	W	L	G	GS	CG	SHO	GF	S	IP	H	R	ER	BB	SO	HBP	ERA
2008 San Francisco (NL)	3	1	29	0	0	0	8	0	34.0	16	13	8	8	33	3	2.02
2009 San Francisco (NL)	5	2	45	0	0	0	9	2	34.0	30	15	15	11	41	1	3.97
2010 San Francisco (NL)	5	3	68	0	0	0	13	0	62.0	46	16	15	14	70	4	2.18
2011 San Francisco (NL)	3	1	65	0	0	0	16	1	48.0	29	8	8	5	70	0	1.50
2012 San Francisco (NL)	4	2	69	0	0	0	27	14	55.1	37	11	11	10	63	3	1.79
2013 San Francisco (NL)	5	8	65	0	0	0	52	38	60.1	53	20	17	12	58	1	2.54
2014 San Francisco (NL)	6	4	64	0	0	0	35	23	58.0	43	24	24	12	59	4	3.72
2015 San Francisco (NL)	0	5	70	0	0	0	14	2	57.1	51	20	19	10	71	1	2.98
2016 San Francisco (NL)	1	0	40	0	0	0	13	4	30.2	26	9	9	7	33	0	2.64
2017 Los Angeles (NL)	1	1	30	0	0	0	8	0	25.0	23	17	17	12	31	0	6.12
2017 Tampa Bay (AL)	2	0	25	0	0	0	4	0	30.2	19	6	5	7	28	1	1.47
2018 Tampa Bay (AL)	3	4	73	5	0	0	39	25	67.1	65	31	31	20	75	2	4.14
2019 Miami (NL)	2	0	38	0	0	0	28	17	37.2	33	18	15	13	33	0	3.58
2019 Minnesota (AL)	0	1	27	0	0	0	5	3	22.2	17	9	8	4	27	2	3.18
2020 Minnesota (AL)	1	2	24	0	0	0	7	5	20.0	16	9	9	7	23	3	4.05
2021 Oakland (AL)	1	1	66	0	0	0	18	3	61.2	56	33	32	21	60	2	4.67
2022 Seattle (AL)	0	0	17	0	0	0	3	0	14.1	18	13	13	4	11	0	8.16
2022 Toronto (AL)	0	1	6	0	0	0	2	0	3.2	1	3	2	2	3	0	4.91
Totals	42	36	821	5	0	0	301	137	722.2	579	275	258	179	789	27	3.21

Transactions:

* June 5, 2000: Drafted by the San Francisco Giants in the 28th round of the 2005 amateur draft. Signed June 9, 200513
 * Pitched in 68 games for the World Champion San Francisco Giants in 2010.
 * Pitched in 69 games for the World Champion San Francisco Giants in 2012.
 * 2013 National League member in the All-Star Game
 * Pitched in 64 games for the World Champion San Francisco Giants in 2014.
 * February 15, 2017: Signed as a Free Agent with the Los Angeles Dodgers
 * July 22, 2017: Traded by Los Angeles Dodgers to the Tampa Bay Rays
 * November 2, 2017: Granted Free Agency
 * February 13, 2018: Signed as a Free Agent with the Tampa Bay Rays
 * October 29, 2018: Granted Free Agency
 * Re-signed one-year contract with Minnesota Twins for 2020
 * February 18, 2021: Signed as a free agent with the Oakland Athletics
 * Career 3-1 post-season record with four saves and a 3.55 ERA

LIONS IN PROFESSIONAL BASEBALL



JOSH WILLINGHAM IN THE MAJOR LEAGUES

Year	G	AB	R	H	2B	3B	HR	RBI	SB	BB	SO	BA	SH	SF	HBP
2004 Florida (NL)	12	25	2	5	0	0	1	1	0-0	4	8	.200	0	0	0
2005 Florida (NL)	16	23	3	7	1	0	0	4	0-0	2	5	.304	1	0	2
2006 Florida (NL)	142	502	62	139	28	2	26	74	2-2	54	109	.277	0	6	11
2007 Florida (NL)	144	521	75	138	32	4	21	89	8-9	66	122	.265	0	1	16
2008 Florida (NL)	102	351	54	89	21	5	15	51	3-5	48	82	.254	1	2	14
2009 Washington (NL)	133	427	70	111	29	0	24	61	4-7	61	104	.260	0	2	12
2010 Washington (NL)	114	370	54	99	19	2	16	56	8-8	67	85	.268	0	4	9
2011 Oakland (AL)	136	488	69	120	26	0	29	98	4-5	56	150	.246	0	8	11
2012 Minnesota Twins (AL)	145	519	85	135	30	1	35	110	3-5	76	141	.260	0	6	14
2013 Minnesota Twins (AL)	111	389	42	81	20	0	14	48	1-1	66	128	.208	0	2	14
2014 Minnesota Twins (AL)	68	224	34	47	5	1	12	34	1-1	42	78	.210	0	5	7
2014 Kansas City Royals (AL)	24	73	14	17	5	0	2	6	1-1	11	24	.233	0	0	2
Totals	1147	3912	564	988	216	15	195	632	35-44	553	1036	.253	2	36	112

Transactions:

June 5, 2000: Drafted by the Florida Marlins in the 17th round of the 2000 amateur draft. Player signed June 8, 2000.

November 10, 2008: Traded by the Florida Marlins with Scott Olsen to the Washington Nationals for Jake Smolinski (minors), P.J. Dean (minors) and Emilio Bonifacio.

December 16, 2010: Traded by the Washington Nationals to the Oakland Athletics for Corey Brown and Henry Rodriguez.

October 30, 2011: Granted Free Agency.

December 15, 2011: Signed as a Free Agent with the Minnesota Twins.

2012: American League Silver Slugger Award

2012: Minnesota Twins Most Valuable Player

August 11, 2014: Traded by the Minnesota Twins to the Kansas City Royals.

Played with the Kansas City Royals in the 2014 American League Wild Card Game, the 2014 American League Divisional Series and the 2014 World Series.

LIONS IN PROFESSIONAL BASEBALL

North Alabama's all-time listing of players who went on to professional baseball careers and the highest level they reached.

MAJOR LEAGUES

Name	Years at UNA	Pos.	Affiliation	Years Played
Cedric Landrum	1984-1985	OF	Chicago Cubs/NY Mets	1985-1995
Jim Czajkowski	1985-1986	RHP	Colorado Rockies	1986-1999
Terry Jones	1992-1993	OF	Colo. Rockies/Montreal Expos	1993-2003
*Josh Willingham	1998-2000	OF	Florida Marlins	2000-08
			Washington Nationals	2009-10
			Oakland Athletics	2011
			Minnesota Twins	2012-14
			Kansas City Royals	2014
Sergio Romo	2004	P	San Francisco Giants	2005-16
			Los Angeles Dodgers	2017
			Tampa Bay Rays	2017-18

AAA

Name	Years at UNA	Pos.	Affiliation	Years Played
Robert Lopez	1984-1985	RHP	Cincinnati Reds	1985-1991
Charlie Rogers	1989	LHP	Milwaukee Brewers	1989-1993
J.D. Ramirez	1987-1988	2B	California Angels	1989-1999
D.J. Harris	1993	RHP	Toronto Blue Jays	1993-1999
John Mahalik	1993	SS	NY Mets/ LA Dodgers	1993-1999
Ferenc Jongejan	2000	LHP	Chicago Cubs	2001-2004

AA

Name	Years at UNA	Pos.	Affiliation	Years Played
------	--------------	------	-------------	--------------

A

Name	Years at UNA	Pos.	Affiliation	Years Played
Max Burleson	1956-1959		Birmingham Barons	
Mike Gentle	1981-1982	LHP	Los Angeles Dodgers	1982-1985
Harry Shelton	1984-1986	OF	Chicago Cubs	1986-1991
Mark Krumback	1986-1987	SS	Cincinnati Reds	1988-1991
Craig Bryant	1989-1991	SS	Seattle Mariners	1991-1993
Mike Burns	1989-1990	3B/C	Houston Astros	1993-1994
Rodney Busha	1990	RHP	Texas Rangers	1990-1991
Rodney Mangham	1993	OF	Houston Astros	1993-1994
Justin Fenus	1996	RHP	Philadelphia Phillies	1996-1999
Jason Foulkes	1996	RHP	Boston Red Sox	1996-2001
Chris Fears	1999-2000	OF	KC Royals/San Diego Padres	2000-2003
Joey Gillikin	1999	OF/C	Chicago White Sox	2000-2004
Nathan Bowden	2002	SS	New York Yankees	2002-2003
Mike Klug	2004-05	2B	Oakland Athletics	2005-2007
James Barksdale	2003-06	OF	Pittsburgh Pirates	2006-2008
Qualon Millender	2008-09	OF	Chicago White Sox	2009-2012
Kevin Hall	2015-16	C	New York Mets	2016-2018
Tyler Joyner	2017-18	P	Baltimore Orioles	2018-2022

LIONS IN PROFESSIONAL BASEBALL

INDEPENDENT

Name	Years at UNA	Pos.	Affiliation	Years Played
Paul O'Hearn	1994	RHP	Ogden Raptors	1994-1995
Junior Hoffman	1993	LHP	North Central League	1993-1995
Kent Scolamiero	1993	2B	North Central League	1993-1994
Jeff Foote	1994-1995	OF/P	Zanesville Greys/Brainard Bobcats	1995-1997
Marvelle Moore	1993-1996	SS	Zanesville Greys	1996-1997
Dario Green	1995	OF	Southern Mini-Stars	1995-1999
Lance Dobbins	1996	RHP	Meridian Breakman	1996-1998
Alan Pate	1993-1996	1B	Zanesville Greys	1996-1997
Marty Wheeler	1993-1996	RHP	Zanesville Greys	1996-1997
Paul Rogers	1995-1996	LHP	Thunder Bay Whiskey Jacks	1996-1999
George Mianowski	1996-1997	RHP	Winchester Tomahawks	1997-1999
Sam Lee	1997-1998	2B	Saint Paul Saints	1998-2000
Bryan Swift	2001-2002	2B	Amarillo Dillas	2002-2004
Nick Mockabee	2000-2001	OF	Pensacola Penguins	2002-2004
Adam Wheeler	2001-2002	OF/P	Ozark Mountain Ducks	2003-2004
Tharun Anderson	2000-2001	C	Houma Hawks	2003-2004
Patrick Jernigan	2000	C	Lincoln Saltdogs	2003-2004
David MadPherson	2002	RHP	London Monarchs	2003
Eddie Gullen	2005-06	OF	New Haven County Cutters	2007-2008
Brock Hunton	2005-06	RHP	Windy City Thunderbolts	2007
Josh Phillips	2006-07	OF	Pensacola Pelicans	2008
Chase Porch	2009-10	OF	Pensacola Pelicans	2011-2013

UNA'S OLYMPIAN



Ferenc Jongejan, a native of Houten, Holland, was a relief pitcher for the UNA Lions during the 2000 season.

He went on to pitch in the 2000 Olympic Games in Sydney, Australia for the Netherlands. Jongejan pitched in two games for the Dutch team at age 21.

During the 2000 Olympics he struck out 10 and allowed two hits, a walk and one hit batter in 5 1/3 innings of work. He had a 3.38 ERA and saved two of the Netherlands' three wins. Despite being a reliever, he led the team in strikeouts. He also led the Olympics that year in saves.

LIONS IN NCAA DIVISION II STATISTICS

TEAM RANKINGS						
Top 40 Rankings						
SCORING						
Rank	Year	Rec.	G	Runs	Avg	
16th	1996	37-11	48	388	8.08	
33rd	1995	53-15	58	448	7.72	
8th	1989	44-11	55	452	8.22	
32nd	1997	40-15-1	56	457	8.16	
6th	1998	38-12	50	493	9.86	
17th	1999	45-12	57	494	8.67	
2nd	2000	36-16-1	53	520	9.81	
29th	2002	36-17	53	417	7.90	
11th	2003	35-15	50	430	8.6	
40th	2004	34-20-1	55	413	7.5	
9th	2011	37-14	51	420	8.2	
BATTING						
Rank	Year	Rec.	G	AB	Hits	Avg
15th	1985	46-11	58	1674	569	.340
17th	1989	44-11	55	1616	535	.331
12th	1995	43-15	58	1791	607	.339
10th	1996	37-11	48	1376	475	.345
16th	1997	40-15-1	56	1713	594	.347
7th	1998	38-12	50	1604	583	.363
21st	1999	45-12	57	1862	625	.336
7th	2000	36-16-1	53	1743	612	.351
3rd	2002	36-17	53	1673	598	.357
6th	2003	35-15	50	1601	563	.352
20th	2004	34-20-1	55	1707	576	.337
27th	2005	39-19	58	1856	616	.332
12th	2006	38-20	58	1851	641	.346
28th	2008	29-21	50	1530	515	.337
30th	2009	32-20	52	1613	544	.337
12th	2011	37-14	51	1614	535	.331
SLUGGING PERCENTAGE						
Rank	Year	Rec.	G	AB	TB	Pct
18th	1999	45-12	57	1862	980	.526
17th	2000	36-16-1	53	1743	907	.520
25th	2002	36-17	53	1673	857	.512
36th	2004	34-20-1	55	1707	844	.494
32nd	2005	39-19	58	1856	907	.488
21st	2011	37-14	51	1614	766	.475
FIELDING						
Rank	Year	Rec.	PO	A	E	Pct
14th	1987	40-13	1204	569	80	.957
17th	1994	35-11	1058	415	68	.956
33rd	1995	43-15	1330	551	88	.955
16th	1997	40-15-1	1270	515	78	.958
14th	2000	36-16-1	1232	497	70	.961
30th	2014	26-27	1304	581	63	.968
STOLEN BASES						
Rank	Year	Rec.	G	Steals	Att	Avg
1st	1985	46-11	58	260	302	4.48
2nd	1995	43-15	58	208	229	3.59
6th	1996	37-11	48	145	170	3.02
24th	1997	40-15-1	56	121	154	2.15
9th	1998	38-12	50	139	164	2.78
8th	1999	45-12	57	154	190	2.70
1st	2000	36-16-1	53	205	237	3.87
15th	2001	30-18	48	97	120	2.02
10th	2002	36-17	53	133	159	2.51

22nd	2004	34-20-1	55	116	142	2.11
13th	2005	39-19	58	130	153	2.22
3rd	2006	38-20	58	171	220	2.97
9th	2007	32-21-1	54	127	147	2.35
26th	2008	29-21	50	95	125	1.90
3rd	2009	32-20	52	173	206	3.33
18th	2010	29-24	53	112	150	2.16
7th	2011	37-14	51	136	172	2.67
33rd	2012	39-18	57	111	144	1.96
5th	2017	34-19	53	119	157	2.25
DOUBLES						
Rank	Year	Rec.	G	Doubles	Avg	
9th	1999	45-12	57	142	2.49	
28th	2002	36-17	53	115	2.17	
37th	2004	34-20-1	55	115	2.09	
14th	2005	39-19	58	136	2.33	
6th	2011	37-14	51	127	2.49	
TRIPLES						
Rank	Year	Rec.	G	Triples	Avg	
8th	2000	36-16-1	53	29	.550	
32nd	2004	34-20-1	55	21	.380	
HOME RUNS						
Rank	Year	Rec.	G	Home Runs	Avg	
28th	1999	45-12	57	63	1.11	
BASES ON BALLS						
Rank	Year	Rec.	G	Bases on Balls		
31st	2012	39-18	57	221		
28th	2013	28-21-1	50	196		
24th	2014	26-27	53	204		
31st	2017	34-19	53	226		
14th	2018	31-20	51	265		
HIT BY PITCH						
Rank	Year	Rec.	G	Hit by Pitch		
27th	2009	32-20	52	74		
16th	2011	37-14	51	75		
34th	2013	28-21-1	50	69		
28th	2018	31-20	51	28		
SACRIFICES						
Rank	Year	Rec.	G	Sacrifices		
2nd	2008	29-21	50	74		
19th	2010	29-24	53	42		
40th	2011	37-14	51	43		
7th	2012	39-18	57	74		
16th	2013	28-21-1	50	58		
1st	2014	26-27	53	80		
35th	2018	31-20	51	39		
PITCHING						
EARNED RUN AVERAGE						
Rank	Year	Rec.	IP	R	ER	ERA
4th	1985	46-11	420.3	244	163	3.49
2nd	1987	40-13	402.0	212	143	3.20
10th	1989	44-11	401.0	222	159	3.57
1st	1990	37-11	352.0	157	104	2.66
5th	1991	30-17	358.2	178	116	2.91
11th	1992	33-19	397.0	229	149	3.38
16th	1994	35-11	352.2	181	134	3.42
26th	1995	43-15	443.1	231	185	3.76
11th	1996	37-11	345.2	170	125	3.23
35th	1997	40-15-1	423.1	284	213	4.53
5th	1998	38-12	387.0	214	158	3.67

LIONS IN NCAA DIVISION II STATISTICS

24th	1999	45-12	460.0	283	201	3.93
37th	2002	36-17	406.7	251	191	4.23
17th	2006	38-20	461.1	232	176	3.43
34th	2017	34-19	428.1	236	184	3.87
31st	2018	31-20	429.0	235	197	4.13

STRIKEOUTS PER NINE INNINGS

Rank	Year	Rec.	G	SO	AVG
38th	2006	38-20	58	374	7.3
24th	2008	29-21	50	333	7.8
38th	2009	32-20	52	341	7.7
24th	2017	34-19	53	405	8.5
45th	2018	31-20	51	422	8.9

FEWEST HITS ALLOWED PER NINE INNINGS

Rank	Year	Rec.	G	Hits	AVG
21st	2008	29-21	50	388	9.05
20th	2017	34-19	53	398	8.36
16th	2018	31-20	51	398	8.37

FEWEST WALKS ALLOWED PER NINE INNINGS

Rank	Year	Rec.	G	Walks	AVG
28th	2012	39-18	57	154	2.97
46th	2018	31-20	51	169	3.55

STRIKEOUT TO WALK RATIO

Rank	Year	Rec.	G	SO	BB	Avg
27th	2018	31-20	51	422	169	2.5

SHUTOUTS

Rank	Year	Rec.	G	Shutouts
5th	2018	31-20	51	9

DOUBLE PLAYS PER GAME

Rank	Year	Rec.	G	DP	AVG
35th	2012	39-18	57	49	.860
25th	2014	26-27	53	47	.886

WON-LOST PERCENTAGE

Rank	Year	Rec.	G	Pct.
T21st	2003	35-15	50	.700
33rd	2005	39-19	58	.672
27th	2012	39-18	57	.684

INDIVIDUAL RANKINGS

BATTING AVERAGE

Rank	Year	Player	AB	Hits	Avg.
14th	1985	Rick Chavez	149	66	.443
17th	1989	Don Bock	139	60	.432
9th	1995	Jeff Foote	177	79	.446
39th	1996	Alan Pate	131	54	.412
45th	1996	Chad Hall	146	60	.411
2nd	1998	Sam Lee	167	87	.521
2nd	1999	Josh Willingham	190	93	.489
41st	2000	Josh Willingham	174	73	.420
15th	2001	Douglas Hargett	164	73	.445
41st	2003	Jake Tippee	169	70	.414
16th	2006	James Barksdale	241	105	.436
38th	2013	Jake Ward	151	60	.397

HITS

Rank	Year	Player	Hits
34th	2012	Michael Schmidt	78

TOTAL BASES

Rank	Year	Player	Total Bases
40th	2012	Michael Schmidt	124

HOME RUNS

Rank	Year	Player	HR	Avg.
11th	1989	Mike Burns	17	0.32
30th	1995	Alan Pate	15	0.26
47th	2005	Mike Klug	14	0.25
49th	2006	Steven Agee	14	0.25

TRIPLES

Rank	Year	Player	G	No.	Avg.
5th	2000	Nick Mockabee	45	7	0.16
28th	2003	Mark Enders	46	6	0.13
37th	2005	James Barksdale	58	6	0.10
27th	2006	James Barksdale	58	7	0.12
41st	2007	Josh Phillips	54	6	0.11
43rd	2009	Qualon Millender	52	5	0.10
29th	2017	Drake Tucker	53	5	0.09

DOUBLES

Rank	Year	Player	G	No.	Avg.
17th	1999	Josh Willingham	57	26	0.46
14th	2000	Corey Murks	51	23	0.45
43rd	2002	Adam Wheeler	49	19	0.39
15th	2005	Mike Klug	57	25	0.44
32nd	2011	Jake Sloan	49	20	0.41
5th	2013	Dylan Boston	50	22	0.44

STOLEN BASES

Rank	Year	Player	Steals	Avg.
1st	1985	Cedric Landrum	69-75	1.38
8th	1985	David Ward	35-41	0.76
2nd	1988	Joe Blakey	46-56	1.02
2nd	1990	Greg Bowles	48-51	1.021
2nd	1995	David Shelton	59-62	1.04
18th	1999	Denny Paganelli	39-46	0.71
6th	2000	Chris Fears	49-53	0.94
22nd	2000	Denny Paganelli	33-38	0.62
19th	2002	Adam Wheeler	30-33	0.61
27th	2003	Jonas Bailey	25-29	0.54
7th	2005	James Barksdale	40-44	0.69
1st	2006	James Barksdale	59-69	1.02
16th	2006	Josh Phillips	37-47	0.70
17th	2007	Josh Phillips	34-36	0.63
5th	2009	Qualon Millender	45-45	0.90
37th	2009	Jeffrey Ritter	25-32	0.51
45th	2011	Michael Schmidt	27-33	0.53
49th	2012	Josh Doyle	31-33	0.56

RUNS BATTED IN

Rank	Year	Player	RBI	Avg.
9th	1989	Jon Watkins	64	1.28
10th	1989	Mike Burns	69	1.25
19th	1995	Alan Pate	72	1.24
35th	1997	Sam Lee	60	1.18
22nd	1998	Steve Kosa	67	1.43
30th	1998	Sam Lee	68	1.36
7th	1999	Josh Willingham	86	1.51
20th	1999	Steve Kosa	76	1.33
6th	2000	Josh Willingham	75	1.44
33rd	2000	Corey Murks	62	1.22
24th	2008	Josh Graham	52	1.30

RUNS SCORED

Rank	Year	Player	G	Runs	Avg.
19th	1999	Josh Willingham	57	76	1.33
7th	2000	Chris Fears	52	76	1.46
8th	2000	Josh Willingham	52	74	1.42
24th	2000	Michael Searcy	53	66	1.25

LIONS IN NCAA DIVISION II STATISTICS

23rd	2002	Adam Wheeler	49	61	1.24
17th	2005	Mike Klug	57	70	1.23
43rd	2006	James Barksdale	58	67	1.16
11th	2007	Josh Phillips	54	70	1.30
47th	2009	Qualon Millender	52	60	1.20
35th	2011	Michael Schmidt	51	56	1.10
48th	2011	Blake Stroth	49	51	1.04

HIT-BY-PITCH PER GAME

Rank	Year	Player	G	No.	Avg.
30th	2010	Josh Cyr	53	19	0.36
4th	2011	Josh Cyr	51	28	0.55
29th	2018	Brandt Holland	51	17	0.34

WALKS

Rank	Year	Player	G	No.	Avg.
21st	1996	Alan Pate	48	41	0.84
13th	2000	Josh Willingham	52	47	0.90
10th	2006	A.J. Reed	51	43	0.84
29th	2011	Blake Stroth	49	37	0.76
49th	2012	Michael Schmidt	57	42	0.74
18th	2014	Kyle Conkle	52	40	0.77
33rd	2014	Jake Ward	53	34	0.64
11th	2018	Kyle Hubbuch	51	48	0.94

ON-BASE PERCENTAGE

Rank	Year	Player	G	Pct
32nd	2011	Josh Cyr	51	.502
45th	2012	Michael Schmidt	57	.482

TOUGHEST TO STRIKE OUT

Rank	Year	Player	AB	SO	AVG
16th	2007	Matt Horton	187	8	23.4

SLUGGING PERCENTAGE

Rank	Year	Player	G	AB	H	TB	Pct.
13th	1996	Alan Pate	48	131	54	102	.779
6th	1999	Josh Willingham	57	190	93	164	.863
40th	2005	Mike Klug	57	209	76	149	.713

SACRIFICES

Rank	Year	Player	G	SAC	Pct
1st	2004	Brock Beck	55	17	0.31
35th	2005	Job Fugice	54	10	0.19
30th	2006	Joe Skyles	45	10	0.22
41st	2006	John Byrd	52	11	0.21
1st	2007	Matt Horton	54	21	0.39
6th	2008	Matt Horton	49	16	0.33
28th	2010	Jared Mothershed	53	11	0.22
2nd	2012	Josh Doyle	57	22	0.39
1st	2014	Brett Guzay	52	30	0.57
13th	2014	Josh Carpenter	53	13	0.24
29th	2018	Ben Cooley	51	10	0.19

SACRIFICE FLIES

Rank	Year	Player	G	SAC
27th	2009	Colin Murphy	49	6

EARNED RUN AVERAGE

Rank	Year	Player	IP	R-ER	ERA
9th	1985	Nick Pignotti	40.6	20-10	2.21
4th	1987	Jesus Rivera	51.3	18-11	1.93
7th	1989	Brad Hunter	46.1	22-10	1.94
1st	1991	Kent Sullivan	52.2	6-4	0.68
28th	1996	George Mianowski	65.1	9-0	2.20
2nd	1998	Cliff Lord	50.0	19-9	1.62
49th	1998	Jamie Byrd	50.0	28-18	3.24

STRIKEOUTS PER NINE INNINGS

Rank	Year	Player	IP	K	Avg.
4th	1990	Russ Cleveland	50.1	61	10.9
15th	1998	David Landers	74.2	91	11.0
13th	2001	Duite Welch	63.0	75	10.7
39th	2005	Brock Hunton	83.0	88	9.5

STRIKEOUTS

Rank	Year	Player	G	K
2nd	2012	Chad Boughner	16	115
23rd	2017	Tyler Joyner	14	99
22nd	2018	Tyler Joyner	14	111

VICTORIES

Rank	Year	Player	IP	Rec.	Pct.
4th	1985	Robert Lopez	110.6	11-1	.917
7th	2000	Duite Welch	92.0	11-3	.780
20th	2004	Sergio Romo	97.7	10-3	.769
17th	2005	Brian Jenkins	90.0	10-5	.666
4th	2011	Trey Mitchell	108.0	12-2	.857
12th	2012	Chad Boughner	114.2	10-5	.666
13th	2017	Tyler Joyner	103.2	10-2	.833

SAVES

Rank	Year	Player	G	IP	Saves
1st	1990	Joe Martinez	20	38.2	10
7th	1991	Kent Sullivan	27	52.2	7
3rd	1994	Jim Landers	15	37.0	7
9th	1995	Marty Wheeler	34	78.1	8
1st	1999	Matt Greenwood	28	39.0	12
11th	2002	Jason Pischke	29	41.7	8
36th	2005	Cory Kroeger	29	50.2	5
23rd	2009	Mitch Handley	30	37.7	8
13th	2012	Ben Seabrook	23	23.2	12
37th	2018	Channing Wall	22	32.2	7

COMPLETE GAMES

Rank	Year	Player	G	GS	CG
15th	2011	Trey Mitchell	14	14	7
4th	2017	Tyler Joyner	14	14	7
15th	2018	Tyler Joyner	14	14	6


GAMES STARTED

Rank	Year	Player	Starts
7th	2012	Chad Boughner	16
11th	2012	Johnny Hornbuckle	15
37th	2014	Brantley Claunch	14
43rd	2018	Shane Priest	14
43rd	2018	Lane Wallace	14
43rd	2018	Tyler Joyner	14

FEWEST HITS ALLOWED PER NINE INNINGS

Rank	Year	Player	IP	H	Avg
36th	2018	Tyler Joyner	105.2	81	6.9


NORTH ALABAMA'S NCAA DIVISION II STATISTICAL NATIONAL CHAMPIONS




Cedric Landrum
Stolen Bases • 1985



Joe Martinez
Saves • 1990



Kent Sullivan
ERA • 1991



Matt Greenwood
Saves • 1999



Brock Beck
Sacrifices • 2004



James Barksdale
Stolen Bases • 2006



Matt Horton
Sacrifices • 2007



Brett Guzay
Sacrifices • 2014

LION SCORES, PRIOR TO 1984

*This is the first attempt at compiling a comprehensive list of Lion baseball scores prior to 1984. The following list includes scores that were found in the Diorama, Flor-Ala, the TimesDaily and other publications. If you have additions or corrections to this list please call UNA Sports Information at (256) 765-4595 or email us at sportsinformation@una.edu.

1947 • (5-7-2)

Coach Eddie Flowers

Murfreesboro	5-20
Lambuth	8-6
David Lipscomb	14-12
Reynolds	5-5
Marion	7-7
Murfreesboro	2-13
Alabama (B Team)	3-14
Bethel	7-4
St. Bernard	11-9
Marion	1-2
Marion	4-3
St. Bernard	8-12
Bethel	13-14
David Lipscomb	8-9

1948 • (15-3)

Coach Eddie Flowers

St. Bernard	2-1
Athens State	17-4
Lambuth	5-6
Athens State	9-5
Reynolds Metals	5-3
David Lipscomb	11-3
St. Bernard	4-1
St. Bernard	7-4
Tennessee-Martin	14-7
St. Bernard	16-6
Athens State	11-6
Bethel	3-5
Tennessee-Martin	8-4
Reynolds Metals	9-3
Lambuth	14-4
Bethel	Won
David Lipscomb	8-1
Athens State	6-10

1949 • (3-9-1)

Coach Eddie Flowers

Samford	4-8
Jacksonville State	8-4
David Lipscomb	2-13

Samford	10-10
David Lipscomb	12-15
Bethel	3-5
Bethel	2-3
Middle Tennessee State	10-16
Middle Tennessee State	1-5
Union	0-3
Union	4-2
Troy State	7-5
Troy State	5-10

1950 • (5-8*)

Coach George Weeks

Middle Tennessee State	10-6
Snead State	19-3
Union	26-5
David Lipscomb	7-16
West Alabama	14-15
Athens State	5-9
Troy State	2-3
Troy State	6-5
Troy State	Lost
West Alabama	4-3
Union	0-4
Jacksonville State	2-3
Samford	0-5

1951 • (10-4)

Coach George Weeks

Union	3-2
Middle Tennessee State	2-8
Birmingham-Southern	7-4
West Alabama	5-9
Bethel	7-4
Austin Peay	6-2
Union	6-4
Jacksonville State	9-8
Samford	4-6
Samford	8-6
Birmingham-Southern	9-3
Jacksonville State	8-6
Middle Tennessee State	6-5
Austin Peay	3-4

1952

Coach George Weeks

1953 • (9-4)

Coach George Weeks

Memphis	9-5
Austin Peay	9-1
Middle Tennessee State (10)	4-6
Lipscomb	8-6
Jacksonville State	7-1
West Alabama (13)	1-2
Lipscomb	1-7
Union	4-1
Lambuth	12-2
Union	4-2
Lambuth	won

West Alabama	7-9
Peabody	won

1954 • (12-3)

Coach George Weeks

Middle Tennessee State	4-3
Union	9-4
St. Bernard	7-5
West Alabama	3-6
West Alabama	5-4
at Middle Tennessee State	11-14
at Ft. McClellan	3-0
at Jacksonville State	7-0
at Samford	5-3
at West Alabama	11-0
at West Alabama	3-0
at Union	7-2
Samford	5-8
St. Bernard	7-3
St. Bernard	3-2
Middle Tennessee State	9-6

1955 • (14-2)

Coach George Weeks

1956 • (8-9)

Coach George Weeks

David Lipscomb	0-7
Bradley (Ill.)	1-11
Middle Tennessee	7-8
Murray	4-2
Murray	0-2
David Lipscomb	16-17
Middle Tennessee	7-6
Lambuth	2-1
Bama Frosh	5-6
Bama Frosh	2-4
Austin Peay	7-5
Belmont	10-3
Austin Peay	5-7
Howard	6-5
Howard	2-3
Belmont	7-3
Memphis State	11-3

1957 • (7-10)

Coach George Weeks

Middle Tennessee State	7-5
Murray State	5-4
Murray State	2-1
David Lipscomb	0-5
Samford	3-4
Lambuth	10-11
Belmont	2-10
Memphis State	5-2
Austin Peay	5-4
Murray State	2-3
Murray State	5-6
Samford	4-10
Lambuth	9-10

1958 • (10-5)

Coach George Weeks

Hanover	2-1
Illinois Wesleyan	5-4
Lambuth	20-5
David Lipscomb	2-0
Alabama College	13-0
Belmont	4-5
Howard	1-2
David Lipscomb	1-2
Memphis State	6-8
Livingston	0-3

Memphis State	5-2
Alabama College	36-1
Livingston	9-8
Howard	5-6
Belmont	8-3

1959 • (10-8)

Coach George Weeks

Lambuth	6-0
Hanover	6-5
Illinois Wesleyan	4-3
Austin Peay	8-2
Samford	5-7
Memphis State	8-5
David Lipscomb	7-3
David Lipscomb	9-4
Lambuth	10-1
Jacksonville State	12-15
Memphis State	2-6
Howard	4-3
St. Bernard	8-9
Belmont	21-4
St. Bernard	12-4
Jacksonville State	1-2
Austin Peay	9-10
Belmont	3-8

1960 • (11-7)

Coach George Weeks

Austin Peay	2-3
Lambuth	3-4
Hannover	15-2
Athens State	17-4
Jacksonville State	9-2
West Alabama	8-5
Illinois	7-8
Illinois	1-2
David Lipscomb	6-4
Samford	2-3
Samford	14-6
St. Bernard	3-6
Lambuth	19-6
Austin Peay	3-2
St. Bernard	4-0
Belmont	2-6
Jacksonville State	4-2
Athens State	10-4

1961 • (10-8)

Coach George Weeks

David Lipscomb	lost
Austin Peay	won
Athens	lost
Austin Peay	lost
David Lipscomb	lost
Belmont	won
Jacksonville	won
Delta State	lost
St. Bernard	lost
Howard	won
Lambuth	won
Livingston	won
Jacksonville	lost
Livingston	won
Athens	won
Howard	lost
Lambuth	won
St. Bernard	won

1962 • (9-5)

Coach George Weeks

Lambuth	2-1
---------	-----



LION SCORES, PRIOR TO 1984

David Lipscomb	5-4
David Lipscomb	13-9
Belmont	10-2
Austin Peay	3-11
Delta State	5-4
Austin Peay	3-9
Belmont	9-5
Lambuth	2-4
UTMB	4-1
Jacksonville	4-5
St. Bernard	2-4
Jacksonville	7-1
St. Bernard	3-0

1963
Coach George Weeks

1964
Coach George Weeks

Union	1-6
West Alabama	8-1
Union	3-12
Montevallo	
David Lipscomb	4-5
St. Bernard	
Memphis State	
St. Bernard	
Troy State	
Lambuth	12-9
David Lipscomb	1-7
Lambuth	
Jacksonville State	9-5
West Alabama	

1965 • (4-8)
Coach George Weeks

Jacksonville State	Won
Montevallo	9-7
West Alabama	0-1
West Alabama	1-2
Lambuth	Lost
Lambuth	Lost
Union	1-15
Lambuth	7-5
Union	1-11
Troy State	Lost
Montevallo	10-1
St. Bernard	5-6

1966 • (5-10)
Coach George Weeks

Union	3-0
Murray State	4-12
Jacksonville State	4-2
Lambuth	4-5
Jacksonville State	6-12
West Alabama	1-10
David Lipscomb	4-7
St. Bernard	1-2
St. Bernard	1-2
Troy State	3-4
Troy State	4-2
Lambuth	4-5
David Lipscomb	6-5

1967 • (14-8)
Coach George Weeks

Alabama	10-3
Alabama	2-9
Troy State	6-17
St. Bernard	6-2

St. Bernard	1-0
at Alabama	7-5
Jacksonville State	1-2
Jacksonville State	Won

1968 • (6-6*)
Coach George Weeks

Athens State	7-5
Athens State	4-0
Calhoun JUCO	8-5
St. Bernard	0-5
St. Bernard	0-7
Montevallo	0-9
Troy State	4-5
West Alabama	1-5
Belmont	5-0
David Lipscomb	11-9
Montevallo	3-2
Montevallo	2-3

1969 • (16-12*)
Coach George Weeks

Northwest JUCO	11-2
Jacksonville State	12-3
Jacksonville State	2-8
Lambuth	10-3
Alma College	6-5
Christian Brothers	5-9
Troy State	3-1
West Alabama	6-2
Montevallo	5-4
St. Bernard	3-7
St. Bernard	10-3
West Alabama	0-3
Athens State	3-1
Athens State	3-5
West Alabama	2-6
Jacksonville State	4-1
Jacksonville State	3-2

1970 • (2-22)
Coach George Weeks

Montevallo	3-4
Central Michigan	0-11
Central Michigan	1-13
Central Michigan	0-5
Athens State	10-1

1971 • (10-16)
Coach George Weeks

N.W. Junior College	5-1
Troy	4-1
Livingston	1-12
Livingston	6-12
Huntington	4-7
Huntington	1-7
Union	6-11
Union	4-5
Grace College	7-6
Grace College	7-6
N.W. Junior College	15-5
Walker Junior College	6-7
Huntington	6-5
Jacksonville	4-17
St. Bernard	1-2
St. Bernard	2-6
Livingston	0-8
Gadsden State	15-2
Jacksonville	0-9
Jacksonville	1-9
Athens	12-2
Athens	10-12

Walker Junior College	1-10
Athens	2-1
Troy	1-0
Troy	0-2

1972 • (10-19)
Coach Jackie Pedigo

Calhoun JUCO	5-8
Jacksonville State	0-3
Jacksonville State	0-9
Grace College	3-15
Athens State	9-1
Athens State	10-9
Jacksonville State	16-6
Tennessee-Martin	7-9
Troy State	6-4
Tennessee-Martin	8-6

1973 • (11-16)
Coach Ricky Lindsey

Troy State	2-14
Troy State	3-7
Austin Peay	4-5
Austin Peay	2-1
Tennessee-Martin	8-7
Tennessee-Martin	2-2
Alabama-Birmingham	7-9
Jacksonville State	1-5
Jacksonville State	0-4
West Alabama	2-4
Middle Tennessee State	3-2
Middle Tennessee State	4-3
St. Bernard	3-0
St. Bernard	3-2
Alabama-Birmingham	6-12
Jacksonville State	0-1
Jacksonville State	8-9
Middle Tennessee State	0-5
Middle Tennessee State	5-10
Troy State	5-2
Troy State	11-10
St. Bernard	6-1
St. Bernard	3-4
West Alabama	1-2
West Alabama	4-8

1974 • (22-10)
Coach Ricky Lindsey

Martin JUCO	Won
Martin JUCO	Won
St. Bernard	Won
Athens State	Won
Athens State	Lost
Union	Won
Union	Lost
Jacksonville State	2-7
Jacksonville State	6-5
West Alabama	6-5
West Alabama	3-0
Troy State	2-3
Troy State	4-6
Austin Peay	Won
Austin Peay	Lost
Union	Won
Union	Lost
Athens State	4-3
Athens State	19-11

1975 • (12-23)
Coach Mike Dean

Three Rivers	11-6
Marietta	1-8

Marietta	0-3
Gulf Coast JUCO	5-15
Calhoun JUCO	1-10
Troy State	1-4
Troy State	1-4
at Auburn	4-8
Northern Kentucky	7-8
Illinois Benedictine	1-2
Northern Kentucky	2-6
Montevallo	6-7
Illinois Benedictine	7-3
Montevallo	1-2
Alabama A&M	forfeit
Alabama A&M	25-2
Jacksonville State	0-6
Jacksonville State	5-12
Lambuth	11-1
Lambuth	9-6
Troy State	5-6
Troy State	0-7
at Alabama	2-6
at Alabama	6-7
Jacksonville State	0-3
Jacksonville State	1-8
Lambuth	3-1
Lambuth	5-1
Austin Peay	4-13
Union	12-8
Union	7-2

1976 • (15-26)
Coach Mike Knight

Freed-Hardeman	Won
Freed-Hardeman	Won
at Auburn	0-11
at Auburn	1-3
at Athens State	5-7
at Athens State	1-3
at Alabama	6-8
at Alabama	3-4
Jacksonville State	1-5
Calhoun JUCO	1-5
Calhoun JUCO	1-9
West Alabama	10-9
Alabama A&M	Won
Alabama A&M	Won
Freed-Hardeman	5-4
Freed-Hardeman	9-1

1977 • (23-20)
Coach Mike Knight

Athens State	3-2
Athens State	6-0
Alabama A&M	6-2
Alabama A&M	5-3
Freed-Hardeman	1-0
Freed-Hardeman	5-2
Middle Tennessee State	3-16
Middle Tennessee State	5-4
Middle Tennessee State	7-6
Montevallo	3-9
Montevallo	6-8
Tennessee-Martin	1-0
Tennessee-Martin	0-4
Troy State	0-5
Troy State	0-5
Lambuth	4-6
West Alabama	5-3
West Alabama	1-0
Lambuth	5-21
Athens State	5-7

LION SCORES 1984-2024

1984 • (28-24-1)
Head Coach Mike Lane
GULF SOUTH CONFERENCE
CHAMPIONS
NCAA REGIONAL
PARTICIPANT

at Delta State..... 2-7
at Delta State..... 4-0
MIDDLE TENNESSEE STATE.... 1-6
MIDDLE TENNESSEE STATE.... 5-3
at Alabama Christian..... 7-4
at West Alabama..... 6-4
at Montevallo..... 6-12
at West Alabama..... 4-7
UNION (Ky.)..... 13-1
UNION (Ky.)..... 6-1
at Mississippi Valley State..... 8-2
at Mississippi Valley State..... 17-6
at Mississippi Valley State..... 9-6
at Milsaps..... 14-3
at Mississippi College..... 12-2
at Mississippi College..... 5-5
TENNESSEE WESLEYAN..... 14-4
TENNESSEE WESLEYAN..... 7-8
WRIGHT STATE..... 4-1
WRIGHT STATE..... 5-6
at Middle Tennessee State..... 0-3
at Middle Tennessee State..... 0-6
ALABAMA A&M..... 11-1
ALABAMA A&M..... 11-5
at Christian Brothers..... 4-1
at Christian Brothers..... 8-5
at Jacksonville State..... 1-3
at Jacksonville State..... 2-8
at Jacksonville State..... 5-6
at Alabama..... 2-6
TENNESSEE MARTIN..... 4-7
TENNESSEE MARTIN..... 5-4
JACKSONVILLE STATE..... 7-9
JACKSONVILLE STATE..... 1-4
JACKSONVILLE STATE..... 4-7
at Tennessee Martin..... 1-3
at Tennessee Martin..... 1-2
at Mississippi..... 2-10
at Mississippi..... 0-2
at Troy State..... 0-1
at Troy State..... 4-8
at Alabama A&M..... 12-2
at Alabama A&M..... 9-0
SAMFORD..... 7-4

GSC DIVISION TOURNAMENT
(Martin, Tennessee)

Delta State..... 17-4
West Georgia..... 10-2
West Georgia..... 4-0

GSC CHAMPIONSHIP
(Florence, Alabama)

Mississippi College..... 4-1
Mississippi College..... 16-5

NCAA CENTRAL REGIONAL
(Troy, Alabama)

Troy State..... 2-1
Jacksonville State (10 Inn.)..... 2-1
Troy State..... 3-9
Troy State..... 3-9

1985 • (46-11-1)
Head Coach Mike Lane
NCAA REGIONAL
PARTICIPANT

at Samford..... 3-1
at Samford..... 3-4
at Alabama Christian..... 10-4
at Alabama Christian..... 5-2
at Rhodes College..... 7-3

at Rhodes College..... 14-0
at Alabama..... 4-3
at Belmont..... 10-2
at Belmont..... 1-1
ALABAMA A&M..... 3-1
ALABAMA A&M..... 15-0
at Tuskegee..... 4-6
at Tuskegee..... 13-2
at Alabama-Southern..... 6-4
at Belhaven..... 8-4
at Belhaven..... 10-6
at Livingston..... 11-2
at Livingston..... 12-8
at Mississippi Valley State..... 19-12
at Mississippi Valley State..... 3-6
at Mississippi Valley State..... 10-2
at Mississippi College..... 3-1
at Mississippi College..... 6-3
WEST ALABAMA..... 9-0
WEST ALABAMA..... 11-3
WEST ALABAMA..... 6-3
BIRMINGHAM-SOUTHERN..... 8-7
BIRMINGHAM-SOUTHERN..... 4-1
BETHEL COLLEGE..... 13-2
BETHEL COLLEGE..... 4-0
at Trevecca College..... 17-10
at Tennessee Martin..... 12-6
at Tennessee Martin..... 10-2
ALABAMA CHRISTIAN..... 10-7
ALABAMA CHRISTIAN..... 3-2
at Jacksonville State..... 13-4
at Jacksonville State..... 5-14
at Bethel College..... 8-2
at Bethel College..... 18-3
TENNESSEE-MARTIN..... 4-3
TENNESSEE-MARTIN..... 7-10
MISSISSIPPI VALLEY STATE..... 10-5
MISSISSIPPI VALLEY STATE..... 6-1
JACKSONVILLE STATE..... 10-3
JACKSONVILLE STATE..... 9-7
at Birmingham-Southern..... 11-2
ALABAMA-BIRMINGHAM..... 10-15
SAMFORD..... 12-1
SAMFORD..... 10-4
DELTA STATE..... 3-1
DELTA STATE..... 4-10
at Alabama A&M..... 18-0
at Alabama A&M..... 7-4

GSC DIVISION TOURNAMENT
(Cleveland, Mississippi)

Jacksonville State..... 11-1
Tennessee-Martin..... 3-8
Delta State..... 5-9

NCAA CENTRAL REGIONAL
(Cleveland, Mississippi)

Troy State (10 inn.)..... 6-7
Grand Valley State (14 inn.)..... 9-10

1986 • (34-16-1)
Head Coach Mike Lane

at Faulkner University..... 5-3
at Mississippi..... 3-4
at Mississippi..... 4-7
FERRIS STATE (Mich.)..... 4-0
FERRIS STATE (Mich.)..... 14-2
DELTA STATE (10 inn.)..... 4-3
AUSTIN PEAY STATE..... 3-4
AUSTIN PEAY STATE..... 6-1
FERRIS STATE (Mich.)..... 14-5
FERRIS STATE (Mich.)..... 9-5
at Samford..... 13-5
at Samford..... 5-5
at Eckerd College..... 10-11
at Valdosta State..... 3-5
at Columbus College..... 4-1

at Columbus College..... 6-7
LAMBUTH COLLEGE..... 12-4
LAMBUTH COLLEGE..... 5-2
KENTUCKY STATE..... 3-0
KENTUCKY STATE..... 5-1
TENNESSEE-MARTIN..... 7-6
TENNESSEE-MARTIN..... 6-7
WISCONSIN-PLATTEVILLE..... 26-0
WISCONSIN-PLATTEVILLE..... 7-1
JACKSONVILLE STATE..... 2-5
JACKSONVILLE STATE..... 2-4
BELMONT COLLEGE..... 8-1
BELMONT COLLEGE..... 5-2
FAULKNER UNIVERSITY..... 10-0
FAULKNER UNIVERSITY..... 10-1
at Lambuth College..... 4-3
at Lambuth College..... 8-0
at Mississippi State..... 0-7
at Austin Peay State..... 10-7
at Austin Peay State..... 12-5
at Jacksonville State..... 3-6
at Jacksonville State..... 3-7
SAMFORD..... 9-1
SAMFORD..... 9-0
at Tennessee-Martin..... 15-6
at Tennessee-Martin..... 4-0
BETHEL COLLEGE..... 11-6
BETHEL COLLEGE..... 16-0
at Alabama..... 5-15
at Delta State..... 5-7
at Delta State..... 7-0

GSC DIVISION TOURNAMENT
(Jacksonville, Alabama)

West Georgia..... 9-3
Tennessee-Martin..... 5-6
West Georgia..... 12-7
Tennessee-Martin..... 10-7
Jacksonville State..... 5-15

1987 • (40-13-1)
Head Coach Mike Lane
NCAA REGIONAL
PARTICIPANT

TENNESSEE TECH..... 5-4
TENNESSEE TECH..... 6-1
UNION (Tn.)..... 7-1
UNION (Tn.)..... 3-2
FERRIS STATE..... 3-0
FERRIS STATE..... 4-1
WEST ALABAMA..... 3-6
WEST ALABAMA..... 6-3
at St. Leo..... 15-7
Detroit (N)..... 17-3
at Eckerd..... 3-11
Xavier (N)..... 14-0
at Eckerd..... 0-6
NORTHWEST MISSOURI STATE..... 3-2
NORTHWEST MISSOURI STATE..... 8-5
MISSISSIPPI COLLEGE..... 6-5
MISSISSIPPI COLLEGE..... 5-1
at Auburn-Montgomery..... 9-4
at Auburn-Montgomery..... 2-0
at Alabama State..... 7-6
KENTUCKY STATE..... 12-1
KENTUCKY STATE..... 17-0
at West Alabama..... 1-3
at West Alabama..... 7-2
at Union (Tn.)..... 17-9
at Union (Tn.)..... 8-3
TENNESSEE-MARTIN..... 6-0
TENNESSEE-MARTIN..... 3-3
at Tennessee-Martin..... 6-0
at Tennessee-Martin..... 9-3
at Alabama..... 4-10
AUBURN-MONTGOMERY..... 7-3
at Delta State..... 0-4

at Delta State..... 5-1
MISSISSIPPI VALLEY STATE..... 11-5
MISSISSIPPI VALLEY STATE..... 12-3
at Tennessee Tech..... 8-2
at Tennessee Tech..... 14-12
at Mississippi State..... 1-2
ALABAMA STATE..... 9-0
at Mississippi College..... 12-2
at Mississippi College..... 4-3
DELTA STATE..... 0-4
DELTA STATE..... 9-2
at Middle Tennessee State..... 1-3
at Belmont..... 14-10
SAMFORD..... 10-2
SAMFORD..... 7-2

GSC TOURNAMENT
(Troy, Alabama)

Jacksonville State..... 9-5
Troy State..... 8-13
Delta State..... 9-6
Troy State..... 4-8

NCAA
SOUTH CENTRAL REGIONAL
(Troy, Alabama)

South Illinois-Edwardsville..... 4-11
Troy State..... 0-4

1988 • (29-16-1)
Head Coach Mike Lane

at Mississippi Valley State..... 8-4
at Mississippi Valley State..... 3-0
MIDDLE TENNESSEE STATE..... 4-4
at Delta State..... 3-4
at Delta State..... 11-12
CUMBERLAND..... 10-3
CUMBERLAND..... 3-2
at Faulkner..... 5-4
at Faulkner..... 2-3
at Auburn-Montgomery..... 9-10
MONTEVALLO..... 2-10
UNION UNIVERSITY..... 4-0
UNION UNIVERSITY..... 3-6
Missouri St. Louis (N)..... 13-8
at Eckerd..... 4-8
at St. Leo..... 10-4
at St. Leo..... 3-2
TENNESSEE-MARTIN..... 2-1
TENNESSEE-MARTIN..... 17-4
at Tennessee Tech..... 7-6
WEST ALABAMA..... 8-0
WEST ALABAMA..... 2-4
DELTA STATE..... 4-5
DELTA STATE..... 2-3
TENNESSEE TECH..... 12-10
TENNESSEE TECH..... 15-3
at Mississippi State..... 8-19
at Middle Tennessee State..... 9-13
at Union University..... 13-1
at Union University..... 5-2
at Austin Peay State..... 5-1
at Austin Peay State..... 4-3
MISSISSIPPI COLLEGE..... 6-5
MISSISSIPPI COLLEGE..... 1-4
AUSTIN PEAY STATE..... 7-3
AUSTIN PEAY STATE..... 7-8
SAMFORD..... 15-11
FAULKNER..... 7-9
FAULKNER..... 6-5
at Tennessee-Martin..... 8-4
at Tennessee-Martin..... 12-2
BIRMINGHAM-SOUTHERN..... 4-11
MISSISSIPPI VALLEY STATE..... 6-1
MISSISSIPPI VALLEY STATE..... 9-0
at West Alabama..... 8-6
at West Alabama..... 8-11

LION SCORES 1984-2024

1989 • (44-11)
Head Coach Mike Lane
GULF SOUTH CONFERENCE
CHAMPIONS
NCAA REGIONAL
PARTICIPANT

MISSISSIPPI VALLEY STATE 11-0
MISSISSIPPI VALLEY STATE 10-1
DELTA STATE..... 0-6
DELTA STATE..... 6-5
SIENA HEIGHTS..... 14-5
SIENA HEIGHTS..... 18-1
SIENA HEIGHTS..... 14-5
SIENA HEIGHTS..... 6-2
at Middle Tennessee State..... 6-3
at Mississippi College..... 10-12
at Mississippi College..... 6-1
at Nicholls State..... 6-10
at McNeese State..... 11-6
at Louisiana College..... 8-7
at Louisiana College..... 6-4
at McNeese State..... 3-8
at Tennessee-Martin..... 5-2
at Tennessee-Martin..... 9-2
at West Alabama..... 2-0
at West Alabama..... 3-2
LAKELAND COLLEGE..... 16-0
LAKELAND COLLEGE..... 26-3
LAKELAND COLLEGE..... 12-4
QUINCY COLLEGE..... 12-4
QUINCY COLLEGE..... 15-1
QUINCY COLLEGE..... 11-1
BELMONT COLLEGE..... 12-2
BELMONT COLLEGE..... 4-3
at Delta State..... 9-10
at Delta State..... 11-5
UNION UNIVERSITY..... 6-3
UNION UNIVERSITY..... 7-5
FAULKNER UNIVERSITY..... 7-8
at Austin Peay State..... 5-4
at Austin Peay State..... 7-5
MISSISSIPPI COLLEGE..... 1-2
MISSISSIPPI COLLEGE..... 8-7
at Montevallo..... 7-1
at Union University..... 2-1
at Union University..... 5-4
TENNESSEE-MARTIN..... 8-7
TENNESSEE-MARTIN..... 12-3
AUSTIN PEAY STATE..... 10-3
AUSTIN PEAY STATE..... 1-8
at Mississippi Valley State..... 11-4
at Mississippi Valley State..... 7-2
WEST ALABAMA..... 5-1
WEST ALABAMA..... 9-1

GSC TOURNAMENT
(Jacksonville, Alabama)
Jacksonville State..... 14-5
Delta State..... 9-5
Jacksonville State..... 6-8
Jacksonville State..... 9-0

NCAA SOUTH CENTRAL
REGIONAL
(Florence, Alabama)
Delta State..... 8-4
Jacksonville State..... 1-8
Jacksonville State..... 5-8

1990 • (37-11)
Head Coach Mike Lane
BIRMINGHAM-SOUTHERN..... 8-1
at Union University..... 13-4
at Union University..... 11-2
at Delta State..... 5-4
at Delta State..... 5-6
LAMBUTH..... 15-1

LAMBUTH..... 11-3
at Auburn-Montgomery..... 1-5
at Auburn-Montgomery..... 3-1
at Mississippi..... 4-6
at Mississippi College..... 17-5
at Mississippi College..... 5-2
at Mississippi College..... 17-3
CENTENARY UNIVERSITY..... 8-5
LAMAR UNIVERSITY..... 8-5
TENNESSEE-MARTIN..... 4-0
TENNESSEE-MARTIN..... 5-0
ROCKFORD COLLEGE..... 2-1
ROCKFORD COLLEGE..... 10-0
at Cumberland..... 3-4
at Cumberland..... 2-6
AURORA UNIVERSITY..... 4-3
AURORA UNIVERSITY..... 5-4
AURORA UNIVERSITY..... 12-0
WEST ALABAMA..... 5-4
WEST ALABAMA..... 2-0
LINCOLN MEMORIAL..... 2-1
LINCOLN MEMORIAL..... 7-3
DELTA STATE..... 3-2
DELTA STATE..... 6-8
MIDDLE TENNESSEE STATE..... 6-2
AUBURN-MONTGOMERY..... 3-2
AUBURN-MONTGOMERY..... 5-1
at Montevallo..... 7-5
MISSISSIPPI COLLEGE..... 14-0
MISSISSIPPI COLLEGE..... 7-6
at Middle Tennessee State..... 5-8
CUMBERLAND..... 5-4
at Mississippi State..... 10-3
at Tennessee-Martin..... 2-3
at Tennessee-Martin..... 2-1
MONTEVALLO..... 8-4
UNION UNIVERSITY..... 7-2
UNION UNIVERSITY..... 7-4
at West Alabama..... 2-3
at West Alabama..... 6-4

GSC TOURNAMENT
(Florence, Alabama)
Jacksonville State..... 4-9
Troy State..... 4-9

1991 • (30-17)
Head Coach Mike Lane
NCAA REGIONAL
PARTICIPANT

MISSOURI-ST. LOUIS..... 2-1
MISSOURI-ST. LOUIS..... 3-2
DELTA STATE..... 2-3
DELTA STATE..... 2-0
at Mississippi..... 8-6
at Memphis State..... 6-8
at Mississippi College..... 5-3
at Mississippi College..... 8-7
at Mississippi College..... 4-1
LINCOLN UNIVERSITY..... 10-2
LINCOLN UNIVERSITY..... 9-2
WEST GEORGIA..... 2-0
WEST GEORGIA..... 5-0
WEST GEORGIA..... 8-2
at Tennessee-Martin..... 8-1
at Tennessee-Martin..... 2-3
at Austin Peay State..... 3-7
at West Alabama..... 3-2
at West Alabama..... 0-1
SOUTHEAST MISSOURI..... 4-3
SOUTHEAST MISSOURI..... 5-4
at Middle Tennessee State..... 7-8
UNION UNIVERSITY..... 11-5
at Delta State..... 1-9
at Delta State..... 4-6
MISSISSIPPI VALLEY STATE 10-5

MISSISSIPPI VALLEY STATE.. 6-3
at Jacksonville State..... 9-14
CARSON-NEWMAN..... 0-7
at Samford..... 5-0
AUSTIN PEAY STATE..... 4-3
MISSISSIPPI COLLEGE..... 2-1
MISSISSIPPI COLLEGE..... 10-3
at Lincoln Memorial..... 2-5
at Lincoln Memorial..... 12-4
TENNESSEE-MARTIN..... 5-4
TENNESSEE-MARTIN..... 6-2
MIDDLE TENNESSEE STATE..... 4-3
at Mississippi State..... 2-6
WEST ALABAMA..... 1-2
WEST ALABAMA..... 5-0

GSC TOURNAMENT
(Troy, Alabama)
Troy State..... 5-1
Delta State..... 0-2
Jacksonville State..... 0-10

NCAA
SOUTH ATLANTIC REGIONAL
(Savannah, Georgia)
Longwood College..... 2-5
Armstrong State..... 13-4
Longwood College..... 3-8

1992 • (33-19-1)
Head Coach Mike Lane
NCAA REGIONAL
PARTICIPANT

LINCOLN MEMORIAL..... 7-3
LINCOLN MEMORIAL..... 6-5
LINCOLN MEMORIAL..... 10-6
at Jackson State..... 11-3
at Mississippi College..... 2-7
at Mississippi (11)..... 6-7
at Auburn-Montgomery..... 3-7
at Auburn-Montgomery..... 2-9
at Union University..... 1-0
at Union University..... 2-6
at Trevecca..... 3-6
at Trevecca..... 6-0
AUBURN-MONTGOMERY..... 4-9
AUBURN-MONTGOMERY (9)..... 4-3
at Memphis State..... 3-8
WEST GEORGIA..... 3-1
WEST GEORGIA..... 6-4
WEST GEORGIA..... 5-4
LINCOLN UNIVERSITY..... 11-0
LINCOLN UNIVERSITY..... 9-1
LINCOLN UNIVERSITY..... 13-1
LINCOLN UNIVERSITY..... 12-0
at Delta State..... 7-11
at Delta State..... 3-1
MEMPHIS STATE..... 1-12
at Lambuth..... 7-8
at Lambuth (5)..... 5-5
MONTEVALLO..... 5-1
MONTEVALLO..... 4-0
TREVCCA..... 10-4
TREVCCA..... 7-4
WEST ALABAMA..... 3-0
WEST ALABAMA..... 2-1
WEST ALABAMA..... 6-1
JACKSONVILLE STATE..... 10-3
at Mississippi College..... 4-1
at Mississippi College..... 5-6
at Mississippi College..... 12-1
at Mississippi State..... 3-2
MIDDLE TENNESSEE STATE..... 3-11
VALDOSTA STATE..... 0-6
VALDOSTA STATE..... 2-1
VALDOSTA STATE..... 14-5

UNION (TN)..... 5-3
UNION (TN)..... 5-2
at Jacksonville State..... 5-7
at Jacksonville State..... 6-0
at Jacksonville State..... 11-5

GSC TOURNAMENT
(Florence, Alabama)
Valdosta State..... 3-4
West Alabama..... 4-10

NCAA SOUTH CENTRAL
REGIONAL
(Livingston, Alabama)
Columbus College..... 13-7
West Alabama..... 2-10
West Alabama..... 3-7

1993 • (39-18)
Head Coach Mike Lane
GULF SOUTH CONFERENCE
CHAMPIONS
NCAA REGIONAL
PARTICIPANT

at Memphis State..... 8-14
at Memphis State..... 5-3
at Trevecca Nazarene..... 10-2
at Trevecca Nazarene..... 12-2
at Auburn-Montgomery..... 10-4
at Auburn-Montgomery..... 12-1
SIENA HEIGHTS..... 13-6
SIENA HEIGHTS..... 6-8
at Montevallo..... 2-8
at Freed-Hardeman..... 22-5
at Freed-Hardeman..... 16-1
at Union University..... 1-2
at Union University..... 2-7
CONCORDIA COLLEGE..... 13-0
CONCORDIA COLLEGE..... 13-3
CONCORDIA COLLEGE..... 10-0
CONCORDIA COLLEGE..... 16-0
at West Georgia..... 5-4
at West Georgia..... 11-1
at West Georgia..... 10-3
AUBURN-MONTGOMERY..... 10-7
AUBURN-MONTGOMERY..... 2-8
at Belmont..... 13-0
DELTA STATE..... 12-6
DELTA STATE..... 2-1
DELTA STATE..... 5-10
at Central Arkansas..... 14-16
at Henderson State..... 13-3
at Henderson State..... 9-4
at Lincoln Memorial..... 7-12
at Lincoln Memorial..... 9-5
at Lincoln Memorial..... 8-7
at Birmingham-Southern..... 4-6
at West Alabama..... 8-7
at West Alabama..... 12-3
at West Alabama..... 2-3
at Jacksonville State..... 8-11
FREED-HARDEMAN..... 10-0
FREED-HARDEMAN..... 8-0
MISSISSIPPI COLLEGE..... 12-1
MISSISSIPPI COLLEGE..... 4-0
MISSISSIPPI COLLEGE..... 5-7
MONTEVALLO..... 12-2
LAMBUTH..... 9-3
LAMBUTH..... 13-3
at Valdosta State..... 5-8
at Valdosta State..... 3-4
at Valdosta State..... 6-2
UNION UNIVERSITY..... 2-1
UNION UNIVERSITY..... 4-2

GSC TOURNAMENT
(Valdosta, Ga.)

LION SCORES 1984-2024

Jacksonville State.....	3-2
at Valdosta State.....	4-3
Jacksonville State.....	7-6
at Mississippi State.....	0-1

NCAA

SOUTH CENTRAL REGIONAL
(Troy, Ala.)

Valdosta State.....	9-7
at Troy State.....	6-7
at Troy State.....	3-7

1994 • (35-11-2)

Head Coach Mike Lane

at Lambuth.....	4-2
SIENA HEIGHTS.....	4-2
SIENA HEIGHTS.....	17-0
QUINCY.....	10-2
CAMERON.....	8-5
QUINCY.....	13-4
CAMERON.....	8-4
TALLADEGA COLLEGE.....	7-4
OLIVET NAZARENE.....	15-5
TALLADEGA COLLEGE.....	5-5
OLIVET NAZARENE.....	5-1
NORTHERN ILLINOIS.....	7-6
NORTHERN ILLINOIS.....	0-6
BUTLER.....	6-3
CAMPBELLSVILLE.....	9-0
CENTRAL OKLAHOMA.....	5-6
CENTRAL OKLAHOMA.....	12-2
WEST ALABAMA.....	9-9
CENTRAL OKLAHOMA.....	5-7
at Valdosta State.....	5-3
at Valdosta State.....	5-6
at Valdosta State.....	9-2
at Montevallo.....	10-5
WEST GEORGIA.....	14-4
WEST GEORGIA.....	5-1
BELMONT.....	20-3
at Lincoln Memorial.....	3-1
at Lincoln Memorial.....	4-1
at Lincoln Memorial.....	16-4
TREVECCA.....	3-2
TREVECCA.....	1-2

VALDOSTA STATE.....	1-0
VALDOSTA STATE.....	3-6
VALDOSTA STATE.....	21-18
BIRMINGHAM-SOUTHERN.....	9-8
MONTEVALLO.....	10-9
at Mississippi State.....	6-8
LAMBUTH.....	12-3
LAMBUTH.....	10-0
at West Georgia.....	3-4
at West Georgia.....	12-4
at West Georgia.....	7-3
TREVECCA.....	21-1
LINCOLN MEMORIAL.....	1-4
LINCOLN MEMORIAL.....	5-2
LINCOLN MEMORIAL.....	8-4

GSC TOURNAMENT
(Livingston, Ala.)

Delta State.....	6-7
Valdosta State.....	2-5

1995 • (43-15-0)

Head Coach Mike Lane
NCAA REGIONAL
PARTICIPANT

at Faulkner.....	1-3
at Faulkner.....	5-1
MURRAY STATE.....	2-4
MURRAY STATE.....	7-15
at Mississippi College.....	7-0
at Mississippi College.....	8-6

at Valdosta State.....	4-3
at Valdosta State.....	4-12
at Valdosta State.....	3-4
SIENA HEIGHTS.....	2-0
SIENA HEIGHTS.....	8-1
at West Florida.....	0-1
at West Florida.....	3-2
at West Florida.....	3-8
WAYNE STATE (Neb.).....	3-2
WAYNE STATE (Neb.).....	10-1
WAYNE STATE (Neb.).....	16-0
at Lincoln Memorial.....	8-5
at Lincoln Memorial.....	5-3
at Lincoln Memorial.....	7-1
at Union (8 inn.).....	5-3
at Union.....	5-4
CAMPBELLSVILLE.....	7-1
OLIVET NAZARENE.....	7-13
LINCOLN.....	8-1
WEST GEORGIA.....	4-3
WEST GEORGIA.....	4-2
WEST GEORGIA.....	13-5
at Trevecca.....	9-5
at Trevecca.....	16-4
MARTIN METHODIST.....	8-1
at Belmont.....	2-9
at Bethel.....	9-0
at Bethel.....	11-0
TREVECCA.....	19-0
VALDOSTA STATE.....	7-4
VALDOSTA STATE.....	4-8
VALDOSTA STATE.....	4-3
at Birmingham-Southern.....	7-4
WEST FLORIDA.....	12-3
WEST FLORIDA.....	15-0
WEST FLORIDA.....	23-7
UNION.....	14-5
UNION.....	13-2
LINCOLN MEMORIAL.....	9-4
LINCOLN MEMORIAL.....	7-4
LINCOLN MEMORIAL.....	4-5
TALLADEGA.....	13-4
at West Georgia.....	7-6

GSC TOURNAMENT
(Florence, Ala.)

West Alabama.....	17-1
Valdosta State.....	0-2
West Alabama.....	9-4
Valdosta State.....	5-2
Valdosta State (11 inn.).....	5-6

NCAA

SOUTH CENTRAL REGIONAL
(Florence, Ala.)

Valdosta State.....	10-11
Delta State.....	13-6
Delta State.....	9-8
Valdosta State.....	8-9

1996 • (37-11-0)

Head Coach Mike Lane

at Huntington.....	15-4
at Huntington.....	9-6
SIENA HEIGHTS.....	15-3
QUINCY.....	6-5
1UPU-INDIANAPOLIS.....	15-4
QUINCY.....	7-14
IUPUI-INDIANAPOLIS.....	11-2
at Faulkner.....	11-1
at Faulkner.....	10-2
INDIANAPOLIS.....	7-4
ALABAMA-HUNTSVILLE.....	6-5
INDIANAPOLIS.....	9-1
IUPUI-FORT WAYNE.....	23-4
IUPUI-FORT WAYNE.....	8-7
INDIANAPOLIS.....	1-2

IUPUI-FORT WAYNE.....	12-2
at West Florida.....	9-2
at West Florida.....	3-1
at West Florida.....	7-1
OLIVET NAZARENE.....	5-1
OLIVET NAZARENE.....	7-0
VALDOSTA STATE.....	18-1
VALDOSTA STATE.....	2-4
VALDOSTA STATE.....	4-3
at Montevallo.....	8-1
at Montevallo.....	7-5
at Montevallo.....	3-7
MARTIN METHODIST.....	25-0
WEST ALABAMA.....	2-0
WEST ALABAMA.....	6-3
WEST ALABAMA.....	4-2
at Lincoln Memorial.....	4-5
at Lincoln Memorial.....	1-6
at Lincoln Memorial.....	5-6
HUNTINGDON.....	7-0
HUNTINGDON.....	3-1
UNION.....	10-7
UNION.....	10-4
WEST GEORGIA.....	4-5
WEST GEORGIA.....	17-0
WEST GEORGIA.....	7-12
BELMONT.....	5-0
BELMONT.....	13-5
at Mississippi College.....	9-2
at Mississippi College.....	5-9
at Alabama-Huntsville.....	5-2
at Alabama-Huntsville.....	3-5
TREVECCA.....	5-4

1997 • (40-15-1)

Head Coach Mike Lane
GULF SOUTH CONFERENCE
CHAMPIONS
NCAA REGIONAL
PARTICIPANT

BELMONT.....	11-1
BELMONT.....	2-6
TREVECCA.....	13-4
TREVECCA.....	18-4
BELHAVEN.....	16-2
QUINCY.....	6-0
BELHAVEN.....	7-4
QUINCY.....	3-5
at Union.....	9-5
at Union.....	10-7
IUPUI-FORT WAYNE.....	11-9
IUPUI-FORT WAYNE.....	10-14
LIPSCOMB.....	8-7
LIPSCOMB.....	7-4
WEST FLORIDA.....	4-0
WEST FLORIDA.....	13-3
WEST FLORIDA.....	24-6
MARTIN METHODIST.....	15-2
GOSHEN.....	4-3
GOSHEN.....	19-0
GOSHEN.....	8-2
at Valdosta State.....	6-2
at Valdosta State.....	6-3
at Valdosta State.....	6-5
CAMPBELLSVILLE.....	2-3
CAMPBELLSVILLE.....	6-9
MONTEVALLO.....	7-4
MONTEVALLO.....	1-2
MONTEVALLO.....	16-0
OLIVET NAZARENE.....	5-3
OLIVET NAZARENE.....	3-0
at West Alabama.....	4-8
at West Alabama.....	4-5
at West Alabama.....	12-3
at Belhaven.....	8-14

at Belhaven.....	6-6
at William Carey.....	4-11
LINCOLN MEMORIAL.....	9-4
LINCOLN MEMORIAL.....	4-3
LINCOLN MEMORIAL.....	10-9
LIPSCOMB.....	1-4
LIPSCOMB.....	11-3
WEST GEORGIA.....	10-3
WEST GEORGIA.....	15-10
WEST GEORGIA.....	6-3
FAULKNER.....	7-6
FAULKNER.....	9-3
ALABAMA-HUNTSVILLE.....	4-2
ALABAMA-HUNTSVILLE.....	2-12
ALABAMA-HUNTSVILLE.....	5-7

GSC TOURNAMENT
(Florence, Ala.)

Arkansas Tech.....	6-4
Southern Arkansas.....	13-8
Delta State.....	19-6
Delta State.....	8-7 (10 inn.)

NCAA

SOUTH CENTRAL REGIONAL
(Florence, Ala.)

Elon.....	2-6
Central Oklahoma.....	2-13

1998 • (38-12-0)

Head Coach Mike Lane

LINCOLN.....	3-2
LINCOLN.....	4-3
MARTIN METHODIST.....	20-6
MARTIN METHODIST.....	10-2
at Lee.....	14-5
at Huntingdon.....	9-2
LAMBUTH.....	1-2
LAMBUTH.....	6-2
VIRGINIA INTERMONT.....	21-4
VIRGINIA INTERMONT.....	9-5
IUPUI-FORT WAYNE.....	3-2
VIRGINIA INTERMONT.....	14-4
IUPUI-FORT WAYNE.....	18-1
LIPSCOMB.....	11-3
LIPSCOMB.....	5-1
at Alabama A&M.....	22-0
LEMOYNE-OWEN.....	8-2
LEMOYNE-OWEN.....	2-4
WEST ALABAMA.....	10-3
WEST ALABAMA.....	4-8
WEST ALABAMA.....	7-3
OLIVET NAZARENE.....	6-3
OLIVET NAZARENE.....	12-6
at Montevallo.....	7-18
at Montevallo.....	14-10
at Montevallo.....	11-5
ALABAMA A&M.....	22-0
at Lipscomb.....	3-0
at Lipscomb.....	7-3
WEST FLORIDA.....	7-11
WEST FLORIDA.....	12-3
WEST FLORIDA.....	19-4
at Valdosta State (10 inn.).....	9-10
at Valdosta State.....	8-0
at Valdosta State.....	28-3
at Alabama.....	1-4
at Lincoln Memorial.....	4-5
at Lincoln Memorial.....	20-0
at Lincoln Memorial.....	12-13
HUNTINGDON.....	9-2
WEST GEORGIA.....	6-2
WEST GEORGIA.....	6-3
UNION.....	14-1
at Alabama-Huntsville (10 inn.).....	8-6
at Alabama-Huntsville.....	10-3
at Alabama-Huntsville.....	2-5

LION SCORES 1984-2024

GSC TOURNAMENT
(Cleveland, Miss.)

Arkansas Tech	9-5
Alabama-Huntsville	6-8
Central Arkansas	16-11
Alabama-Huntsville	4-6

1999 • (45-12-0)
Head Coach Mike Lane
GULF SOUTH CONFERENCE
CHAMPIONS
NCAA DIVISION II
SOUTH CENTRAL
REGIONAL
CHAMPIONS
DIVISION II
CHAMPIONSHIP
PARTICIPANT

CENTRAL ARKANSAS	8-5
VIRGINIA INTERMONT	20-0
CENTRAL ARKANSAS	6-5
at LeMoyné-Owen	16-6
Lewis (N)	7-5
Eckerd (N)	7-2
Valdosta State (N)	2-4
at Lipscomb	13-5
at Lipscomb	5-4
QUINCY	10-1
DELTA STATE	0-6
LEMOYNE-OWEN	12-0
BUTLER	4-3
LEMOYNE-OWEN	14-2
at Martin Methodist	5-4
*at West Alabama	8-5
*at West Alabama	7-0
CAMPBELLSVILLE	16-7
CAMPBELLSVILLE	7-0
*MONTEVALLO	10-11
*MONTEVALLO	12-4
*MONTEVALLO	6-2
CUMBERLAND	9-0
CUMBERLAND	14-4
*at West Florida	18-12
*at West Florida	8-1
*at West Florida	7-4
*VALDOSTA STATE	15-1
*VALDOSTA STATE	7-6
*VALDOSTA STATE	18-13
MARTIN METHODIST	18-7
TENNESSEE-MARTIN	11-4
*LINCOLN MEMORIAL	12-5
*LINCOLN MEMORIAL	4-8
*LINCOLN MEMORIAL	8-6
LIPSCOMB	6-4
LIPSCOMB	8-2
at Union	5-11
*at West Georgia	9-16
*at West Georgia	9-5
*at West Georgia	1-9
CHRISTIAN BROTHERS	8-0
CHRISTIAN BROTHERS	11-4
*ALABAMA-HUNTSVILLE	10-6
*ALABAMA-HUNTSVILLE	4-12
*ALABAMA-HUNTSVILLE	3-4

GSC TOURNAMENT
(Florence, Ala.)

SOUTHERN ARKANSAS	8-7
ALABAMA-HUNTSVILLE	9-7
DELTA STATE	12-3
DELTA STATE	2-5
DELTA STATE	10-7

NCAA SOUTH CENTRAL
REGIONAL
(Florence, Ala.)

ALABAMA-HUNTSVILLE	7-4
SE OKLAHOMA STATE	3-0
SE OKLAHOMA STATE	4-2

NCAA DIVISION II
CHAMPIONSHIPS
(Montgomery, Ala.)

West Virginia State (N)	15-9
Kennesaw State (N)	3-10
Rockhurst (N)	3-4

2000 • (36-16-1)
Head Coach Mike Lane

BELLARMINE	18-8
BELLARMINE	4-1
BELLARMINE	17-16
Abilene Christian (N)	5-16
Abilene Christian (N)	5-6
at Delta State	5-0
KENTUCKY WESLEYAN	15-2
KENTUCKY WESLEYAN	4-12
SIU-EDWARDSVILLE	16-2
ARKANSAS TECH	3-8
SIU-EDWARDSVILLE	8-6
at Spalding	25-7
at Christian Brothers	20-2
at Christian Brothers	19-4
at Christian Brothers	5-0
at Cumberland	8-10
at Cumberland	6-6
SPALDING	21-1
UNION	8-3
UNION	3-6
*at Lincoln Memorial	25-2
*at Lincoln Memorial	7-1
*at Lincoln Memorial	14-1
LEMOYNE-OWEN	8-3
*WEST GEORGIA	13-2
*WEST GEORGIA	8-0
*WEST GEORGIA	12-5
at Tennessee Wesleyan	10-3
at Tennessee Wesleyan	9-0
*at Alabama-Huntsville	12-13
*at Alabama-Huntsville	2-3
*at Alabama-Huntsville	5-10
at Henderson State	14-9
at Henderson State	16-2
*WEST ALABAMA	10-4
*WEST ALABAMA	8-2
*WEST ALABAMA	8-17
*at West Florida	3-4
*at West Florida	6-2
*at West Florida	4-5
*MONTEVALLO	7-4
*MONTEVALLO	6-1
*MONTEVALLO	11-0
HENDERSON STATE	13-3
HENDERSON STATE	8-7
*at Valdosta State	5-12
*at Valdosta State	9-2
*at Valdosta State	6-7

GSC TOURNAMENT
(Cleveland, Miss.)

Delta State	10-8
Montevallo	2-7
Alabama-Huntsville	10-6
Montevallo	23-19
Delta State	1-11

2001 • (30-18)
Head Coach Mike Lane

LEE	6-3
LEE	6-5
LEE	3-7
SPALDING	5-2

KENTUCKY WESLEYAN	10-3
KENTUCKY WESLEYAN	6-5
DELTA STATE	2-5
IP-FORT WAYNE	7-8
CHRISTIAN BROTHERS	19-6
IP-FORT WAYNE	3-2
CHRISTIAN BROTHERS	5-1
QUINCY	9-1
at Ouachita Baptist	6-0
at Ouachita Baptist	10-11
at Union	3-0
at Union	5-0
St. Leo (N)	10-9
at Valdosta State	0-6
Lynn (N)	5-7
*LINCOLN MEMORIAL	4-10
*LINCOLN MEMORIAL	9-4
*LINCOLN MEMORIAL	4-8
*at West Georgia	1-4
*at West Georgia	1-13
*at West Georgia	7-4
at Spalding	7-8
at Bellarmine	9-6
*ALABAMA-HUNTSVILLE	8-10
*ALABAMA-HUNTSVILLE	6-8
ALABAMA-HUNTSVILLE	9-6
FAULKNER	20-1
*at West Alabama	1-3
*at West Alabama	8-10
*at West Alabama	3-8
HENDERSON STATE	13-8
HENDERSON STATE	7-6
*WEST FLORIDA	12-9
*WEST FLORIDA	8-7
*WEST FLORIDA	7-14
FREED-HARDEMAN	10-0
*at Montevallo	11-6
*at Montevallo	16-3
*at Montevallo	11-1
LAMBUTH	5-0
LAMBUTH	9-1
*VALDOSTA STATE	4-11
*VALDOSTA STATE	8-3
*VALDOSTA STATE	15-14

2002 • (37-16)
Head Coach Mike Lane

SPALDING	4-6
SPALDING	4-1
at Lambuth	9-4
at Christian Brothers	2-3
at Christian Brothers	17-1
TENNESSEE WESLEYAN	12-6
TENNESSEE WESLEYAN	6-1
S. ILL - EDWARDSVILLE	1-9
SOUTHERN ARKANSAS	1-3
SOUTHERN ARKANSAS	6-5
at Alabama	1-2
SIENA HEIGHTS	10-4
SIENA HEIGHTS	11-3
SIENA HEIGHTS	14-0
BELLARMINE	17-1
BELLARMINE	14-2
BELLARMINE	3-6
LAMBUTH	5-12
NORTHERN STATE	6-0
NORTHERN STATE	20-2
Trevecca Nazarene	7-2
Lincoln Memorial	3-2
Lincoln Memorial	12-0
Lincoln Memorial	14-10
WEST GEORGIA	6-5
WEST GEORGIA	8-2
WEST GEORGIA	9-7
at Carson-Newman	2-11

at Tennessee Wesleyan	4-5
at Tennessee Wesleyan	5-3
at Alabama-Huntsville	13-10
UNION	4-0
UNION	9-7
WEST ALABAMA	11-8
WEST ALABAMA	4-3
WEST ALABAMA	15-11
TREVECCA NAZARENE	12-4
at West Florida	3-4
at West Florida	3-4
at West Florida	6-10
CUMBERLAND	14-5
CUMBERLAND	14-3
at Bellarmine	10-7
at Bellarmine	8-2
MONTEVALLO	12-7
MONTEVALLO	6-4
MONTEVALLO	12-1
FREED-HARDEMAN	8-5
at Valdosta State	0-6
at Valdosta State	1-2
at Valdosta State	11-9

GSC TOURNAMENT
(Millington, Tenn.)

Harding	6-13
Delta State	2-8

2003 • (35-15)
Head Coach Mike Lane

OUACHITA BAPTIST	12-0
QUINCY	3-10
QUINCY	13-5
SIUE	5-2
CHRISTIAN BROTHERS	5-2
UNION	8-7
UNION	6-11
LAMBUTH	14-1
BELLARMINE	15-1
BELLARMINE	18-3
BELLARMINE	9-2
at Cumberland	8-4
at Cumberland	8-0
SIENA HEIGHTS	18-4
SIENA HEIGHTS	9-4
SIENA HEIGHTS	18-6
SIENA HEIGHTS	3-2
IINDIANA TECH	6-4
INDIANA TECH	3-5
at Christian Brothers	12-5
at Christian Brothers	15-7
INDIANA TECH	11-8
*LINCOLN MEMORIAL	11-3
*LINCOLN MEMORIAL	9-4
*LINCOLN MEMORIAL	12-7
*at West Georgia	6-8
*at West Georgia	4-5
*at West Georgia	3-8
LINDENWOOD	19-9
LINDENWOOD	15-3
LINDENWOOD	7-4
*ALABAMA-HUNTSVILLE	10-9
*ALABAMA-HUNTSVILLE	1-4
*ALABAMA-HUNTSVILLE	2-18
at Lambuth	10-7
*at West Alabama	6-8
*at West Alabama	0-3
TREVECCA NAZARENE	4-10

LION SCORES 1984-2024

*WEST FLORIDA.....	8-0
*WEST FLORIDA.....	5-4
*WEST FLORIDA.....	1-6
CUMBERLAND.....	16-18
at Trevecca Nazarene.....	10-6
*at Montevallo.....	7-4
*at Montevallo.....	8-3
*at Montevallo.....	6-4
KENTUCKY WESLEYAN.....	12-5
*VALDOSTA STATE.....	11-5
*VALDOSTA STATE.....	4-6
*VALDOSTA STATE.....	4-15

2004 • (34-20-1)

Head Coach Mike Lane

HARDING.....	2-1
HARDING.....	11-4
HARDING.....	16-6
CHRISTIAN BROTHERS.....	12-2
KENTUCKY WESLEYAN.....	12-8
at Union.....	6-7
at Union.....	1-6
CENTRAL ARKANSAS.....	2-1
QUINCY.....	5-2
CENTRAL ARKANSAS.....	11-4
QUINCY.....	8-9
BELLARMINE.....	17-1
HENDERSON STATE.....	13-1
HENDERSON STATE.....	10-6
at Trevecca Nazarene.....	11-11
UNION.....	13-6
at Delta State.....	1-4
Alabama-Huntsville (N).....	3-6
at Delta State.....	3-10
CALIFORNIA, Pa.....	1-0
CALIFORNIA, Pa.....	6-5
CALIFORNIA, Pa.....	6-13
HILLSDALE.....	15-2
HILLSDALE.....	4-0
HILLSDALE.....	16-3
at Christian Brothers.....	5-1
at Christian Brothers.....	11-5
*WEST GEORGIA.....	8-9
*WEST GEORGIA.....	6-0
*WEST GEORGIA.....	5-6
at Ouachita Baptist.....	6-0
at Ouachita Baptist.....	6-7
at Henderson State.....	10-0
at Henderson State.....	7-5
*at West Florida.....	3-1
*at West Florida.....	1-2
*at West Florida.....	2-6
at Cumberland.....	2-5
*at Montevallo.....	13-3
*at Montevallo.....	5-6
*at Montevallo.....	15-2
CUMBERLAND.....	11-8
*LINCOLN MEMORIAL.....	13-2
*LINCOLN MEMORIAL.....	3-5
*LINCOLN MEMORIAL.....	11-5
LAMBUTH.....	5-1
LAMBUTH.....	7-5
*VALDOSTA STATE.....	10-9
*VALDOSTA STATE.....	5-9
*VALDOSTA STATE.....	9-19
TREVECCA NAZARENE.....	15-13
*at West Alabama.....	1-7
*ALABAMA-HUNTSVILLE.....	5-13
*ALABAMA-HUNTSVILLE.....	6-4
*ALABAMA-HUNTSVILLE.....	2-4

2005 • (39-19)

Head Coach Mike Lane

OUACHITA BAPTIST.....	5-6
BELLARMINE.....	7-8
OUACHITA BAPTIST.....	3-6
BELLARMINE.....	5-1
at Christian Brothers.....	5-2
at Christian Brothers.....	9-3
DELTA STATE.....	2-6
S. ILLINOIS-EDWARDSVILLE.....	7-1
CUMBERLAND.....	5-0
CUMBERLAND.....	5-4
HENDERSON STATE.....	8-5
QUINCY.....	5-1
HENDERSON STATE.....	16-3
TREVECCA NAZARENE.....	12-3
at Martin Methodist.....	16-13
vs. Fort Hays State (N).....	7-8
vs. Sioux Falls (N).....	10-0
at Central Missouri State.....	3-13
INDIANA TECH.....	20-7
NEBRASKA-KEARNEY.....	7-8
NEBRASKA-KEARNEY.....	11-1
NEBRASKA-KEARNEY.....	7-12
MARTIN METHODIST.....	8-6
*at West Georgia.....	2-6
*at West Georgia.....	1-2
*at West Georgia.....	6-3
at Ouachita Baptist.....	6-7
at Ouachita Baptist.....	4-2
at Henderson State.....	8-10
*WEST FLORIDA.....	7-9
*WEST FLORIDA.....	4-5
*WEST FLORIDA.....	9-8
UNION.....	15-5
*MONTEVALLO.....	12-0
*MONTEVALLO.....	6-5
*MONTEVALLO.....	10-4
at Union.....	6-15
*at Lincoln Memorial.....	12-3
*at Lincoln Memorial.....	8-5
*at Lincoln Memorial.....	11-3
*at Valdosta State.....	5-3
*at Valdosta State.....	4-2
*at Valdosta State.....	10-6
CUMBERLAND.....	5-8
CHRISTIAN BROTHERS.....	5-2
*WEST ALABAMA.....	7-2
*WEST ALABAMA.....	3-0
*WEST ALABAMA.....	5-4
TREVECCA NAZARENE.....	7-12
*at Alabama-Huntsville.....	11-8
*at Alabama-Huntsville.....	4-3
*at Alabama-Huntsville.....	4-2

GSC TOURNAMENT

(Millington, Tenn.)

Arkansas-Monticello.....	9-2
West Alabama.....	5-9
Montevallo.....	7-3
Delta State.....	9-4
West Alabama.....	7-6
West Alabama.....	4-9

2006 • (38-20)

Head Coach Mike Lane

at Ouachita Baptist.....	2-3
at Ouachita Baptist.....	5-7
at Ouachita Baptist.....	1-2
at Trevecca Nazarene.....	7-2
MARS HILL.....	9-0
MARS HILL.....	5-2
MARS HILL.....	6-5
at Christian Brothers.....	6-7
at Martin Methodist.....	6-3
CENTRAL ARKANSAS.....	6-0

CENTRAL ARKANSAS.....	5-4
CENTRAL ARKANSAS.....	3-2
CENTRAL ARKANSAS.....	5-7
DELTA STATE.....	6-7
DELTA STATE.....	11-4
at Columbus State.....	2-11
at Columbus State.....	6-7
at Columbus State.....	5-7
INDIANA TECH.....	9-4
INDIANA TECH.....	12-2
CONCORDIA.....	12-4
CONCORDIA.....	8-0
CHRISTIAN BROTHERS.....	7-3
MARTIN METHODIST.....	4-3
*WEST GEORGIA.....	10-0
*WEST GEORGIA.....	8-2
*WEST GEORGIA.....	4-2
FREED-HARDEMAN.....	6-2
*at West Florida.....	7-4
*at West Florida.....	3-5
*at West Florida.....	10-1
at Henderson State.....	21-6
at Ouachita Baptist.....	8-0
vs. Augustana.....	8-7
*at Montevallo.....	5-0
*at Montevallo.....	5-6
*at Montevallo.....	5-9
at Tuskegee.....	26-3
at Tuskegee.....	32-3
*LINCOLN MEMORIAL.....	9-4
*LINCOLN MEMORIAL.....	3-0
*LINCOLN MEMORIAL.....	1-0
ARKANSAS TECH.....	6-1
ARKANSAS TECH.....	4-0
*VALDOSTA STATE.....	3-8
*VALDOSTA STATE.....	2-4
*VALDOSTA STATE.....	8-12
OUACHITA BAPTIST.....	6-3
OUACHITA BAPTIST.....	7-2
*at West Alabama.....	0-3
*at West Alabama.....	3-4
*at West Alabama.....	3-4
*ALABAMA-HUNTSVILLE.....	12-7
*ALABAMA-HUNTSVILLE.....	16-9

GSC TOURNAMENT

(Millington, Tenn.)

Ouachita Baptist.....	8-4
Central Arkansas.....	7-4
Southern Arkansas.....	10-11 (11)
West Florida.....	2-6

2007 • (32-21-1)

Head Coach Mike Lane

Arkansas Tech.....	4-2
Arkansas Tech.....	9-11
Arkansas Tech.....	8-3
at Freed-Hardeman.....	7-10
at Delta State Univ.....	7-8
at Delta State Univ.....	4-3
at #4 Delta State Univ.....	0-10
BELLARMINE.....	8-2
BELLARMINE.....	4-2
BELLARMINE.....	6-2
OUACHITA BAPTIST.....	5-9
OUACHITA BAPTIST.....	3-6
Arkansas Monticello.....	10-1
Arkansas Monticello.....	14-0
Arkansas Monticello.....	6-0
at Trevecca Nazarene.....	7-7
DRURY.....	8-2
DRURY.....	14-4
DRURY.....	6-5
at Harding.....	7-8
at Harding.....	3-0
HENDERSON STATE.....	5-3

HENDERSON STATE.....	8-2
HENDERSON STATE.....	5-8
CHRISTIAN BROTHERS.....	12-6
*at West Georgia.....	13-8
*at West Georgia.....	3-4
*at West Georgia.....	11-6
COLUMBUS STATE.....	3-16
*WEST FLORIDA.....	1-3
*WEST FLORIDA.....	3-10
*WEST FLORIDA.....	3-0
at #2 Ouachita Baptist.....	3-13
SOUTHERN ARKANSAS.....	4-3
*MONTEVALLO.....	4-14
*MONTEVALLO.....	8-7
*MONTEVALLO.....	12-6
at Arkansas Monticello.....	12-3
at Arkansas Monticello.....	11-5
at Martin Methodist.....	6-3
CLARK-ATLANTA.....	4-0
CLARK-ATLANTA.....	12-1
TREVECCA NAZARENE.....	11-10
at Christian Brothers.....	7-4
*at Valdosta State.....	13-14
*at Valdosta State.....	4-5
*at Valdosta State.....	6-10
*WEST ALABAMA.....	7-6
*WEST ALABAMA.....	0-5
*WEST ALABAMA.....	6-9
MARTIN METHODIST.....	13-3
*at Alabama-Huntsville.....	10-7
*at Alabama-Huntsville.....	2-5
*at Alabama-Huntsville.....	3-4

2008 • (29-21)

Head Coach Mike Lane

ARKANSAS-MONTICELLO.....	13-2
ARKANSAS-MONTICELLO.....	18-4
ARKANSAS-MONTICELLO.....	14-4
BELLARMINE.....	1-4
BELLARMINE.....	8-3
BELLARMINE.....	8-4
at Martin Methodist.....	16-6
KENTUCKY WESLEYAN.....	13-3
KENTUCKY WESLEYAN.....	6-2
KENTUCKY WESLEYAN.....	5-6
KENTUCKY WESLEYAN.....	8-6
DELTA STATE.....	3-7
HARDING.....	11-1
HARDING.....	10-7
HARDING.....	11-8
at Ouachita Baptist.....	3-4
at Ouachita Baptist.....	3-4
BETHEL.....	14-2
ALABAMA.....	2-17
CHRISTIAN BROTHERS.....	15-1
*WEST GEORGIA.....	9-10
*WEST GEORGIA.....	12-3
*WEST GEORGIA.....	5-2
FAULKNER.....	9-3
*at West Florida.....	1-4
*at West Florida.....	9-11
*at West Florida.....	12-5
at Harding.....	0-2
at Harding.....	3-4
*at Montevallo.....	7-4
*at Montevallo.....	3-4
*at Montevallo.....	1-6
CATAWBA.....	0-2
CATAWBA.....	2-0
CATAWBA.....	8-7
OUACHITA BAPTIST.....	7-8
OUACHITA BAPTIST.....	7-6
*VALDOSTA STATE.....	15-5
*VALDOSTA STATE.....	2-6
*VALDOSTA STATE.....	2-4MARTIN

LION SCORES 1984-2024

METHODIST	12-5
LAMBUTH	10-7
*at West Alabama	3-4
*at West Alabama	8-6
*at West Alabama	5-8
UNION	3-2
*ALABAMA-HUNTSVILLE	10-4
*ALABAMA-HUNTSVILLE	6-2
GSC TOURNAMENT	
<i>(Millington, Tenn.)</i>	
vs. Delta State	2-6
vs. West Alabama	5-11

2009 • (32-20)	
Head Coach Mike Keehn	
FORT HAYS STATE	14-11
FORT HAYS STATE	10-9
FORT HAYS STATE	12-1
BETHEL	15-3
BETHEL	16-3
SOUTHERN ARKANSAS	11-14
SOUTHERN ARKANSAS	4-3
SOUTHERN ARKANSAS	3-6
SOUTHERN ARKANSAS	4-2
MARTIN METHODIST	3-4
BELLARMINE	7-3
BELLARMINE	9-1
BELLARMINE	13-4
at Harding	7-2
at Harding	7-1
at Arkansas-Monticello	3-2
at Arkansas-Monticello	3-4
CHRISTIAN BROTHERS	12-2
URBANA	5-3
URBANA	6-1
at Delta State	7-1
at Delta State	5-7
HENDERSON STATE	5-6
HENDERSON STATE	5-3
HENDERSON STATE	3-7
HARDING	14-5
HARDING	3-7
ARKANSAS-MONTICELLO	11-3
ARKANSAS-MONTICELLO	7-2
*WEST FLORIDA	7-5
*WEST FLORIDA	1-4
*WEST FLORIDA	16-1
at Ouachita Baptist	5-7
vs. Southern Arkansas	1-4
*MONTEVALLO	6-9
*MONTEVALLO	4-6
*MONTEVALLO	12-6
QUINCY	13-0
QUINCY	5-2
QUINCY	10-8
at Freed Hardeman	10-9
at Freed Hardeman	11-4
*at Valdosta State	2-8
*at Valdosta State	0-4
*at Valdosta State	12-7
OUACHITA BAPTIST	1-8
OUACHITA BAPTIST	3-4
*WEST ALABAMA	11-5
*WEST ALABAMA	2-3
*at Alabama-Huntsville	8-9
*at Alabama-Huntsville	10-4
*at Alabama-Huntsville	17-19

2010 • (29-24)	
Head Coach Mike Keehn	
BELLARMINE	10-4
BELLARMINE	2-1
BELLARMINE	2-4
CUMBERLAND	6-12
at Ouachita Baptist	0-3
vs Wisconsin Parkside	11-10
HARDING	11-4
HARDING	4-3
MONTEVALLO	1-6
MONTEVALLO	9-2
at Southern Arkansas	0-12
at Southern Arkansas	6-5
at Southern Arkansas	1-5
DELTA STATE	8-7
DELTA STATE	1-7
QUINCY	7-4
QUINCY	3-4
QUINCY	1-2
vs Arkansas Tech	11-1
vs Arkansas Tech	0-2
*WEST GEORGIA	8-5
*WEST GEORGIA	5-9
*WEST GEORGIA	13-12
MARTIN METHODIST	11-0
*at West Florida	2-6
*at West Florida	3-0
*at West Florida	2-9
at Christian Brothers	12-2
at Lambuth University	4-10
at Lambuth University	5-6
at Lambuth University	5-7
at Ouachita Baptist	3-4
at Ouachita Baptist	9-2
CHRISTIAN BROTHERS	6-5
at Univ. of Montevallo	13-2
at Univ. of Montevallo	5-4
*VALDOSTA STATE	8-7
*VALDOSTA STATE	5-11
*VALDOSTA STATE	0-14
UNION	14-8
at Martin Methodist	14-7
*at West Alabama	4-2
*at West Alabama	5-7
*at West Alabama	13-7
OUACHITA BAPTIST	5-3
OUACHITA BAPTIST	3-9
*ALABAMA-HUNTSVILLE	3-25
*ALABAMA-HUNTSVILLE	10-5
*ALABAMA-HUNTSVILLE	6-5

GSC TOURNAMENT	
<i>(Cleveland, Miss.)</i>	
at Arkansas Tech	8-3
WEST FLORIDA	12-6
at Valdosta State	1-18
SOUTHERN ARKANSAS	2-12

2011 • (37-14)	
Head Coach Mike Keehn	
NCAA REGIONAL PARTICIPANT	
KENTUCKY STATE	31-2
KENTUCKY STATE	12-1
MARTIN METHODIST	10-4
at Ouachita Baptist	11-0
at Ouachita Baptist	6-7
at Ouachita Baptist	15-4
at Christian Brothers	11-5
MISSOURI WESTERN	13-2
MISSOURI WESTERN	3-1
MISSOURI WESTERN	10-3
at Montevallo	4-8
SOUTHERN ARKANSAS	13-3
SOUTHERN ARKANSAS	0-12
SOUTHERN ARKANSAS	7-6
at Delta State	6-10
at Delta State	4-2
at West Alabama	2-5
at West Alabama	6-3
at Harding	1-3
at Harding	4-0
ALABAMA-HUNTSVILLE	6-4
ALABAMA-HUNTSVILLE	4-6
ALABAMA-HUNTSVILLE	8-6
vs Arkansas Tech	3-1
vs Arkansas Tech	3-2
at Valdosta State	10-0
at Valdosta State	5-3
at Valdosta State	14-4
WEST FLORIDA	2-6
WEST FLORIDA	1-5
FREED-HARDEMAN	10-0
at West Georgia	11-4
at West Georgia	5-0
at West Georgia	10-1
MONTEVALLO	8-13
at Trevecca Nazarene	14-5
at Martin Methodist	19-3
LAMBUTH	23-6
LAMBUTH	15-1
LAMBUTH	7-6
at Freed-Hardeman	14-4
WEST ALABAMA	7-5
WEST ALABAMA	8-6
WEST ALABAMA	7-3

GSC TOURNAMENT	
<i>(Millington, Tenn.)</i>	
vs Delta State	10-5
vs Harding	2-5
vs Arkansas Tech	3-4

NCAA SOUTH REGIONAL	
<i>(Pensacola, Fla.)</i>	
vs Southern Arkansas	8-3
vs Harding	8-2
at West Florida	1-6
vs Barry	5-10

2012 • (39-18)	
Head Coach Mike Keehn	
NCAA REGIONAL PARTICIPANT	
KENTUCKY STATE	15-3
KENTUCKY STATE	9-1
MARTIN METHODIST	9-5
OUACHITA BAPTIST	11-4
OUACHITA BAPTIST	7-6
OUACHITA BAPTIST	2-5
MONTEVALLO	8-5
MISSOURI WESTERN	1-4
MISSOURI WESTERN	7-2
MISSOURI WESTERN	5-3
at Auburn Montgomery	4-3
QUINCY	12-3
QUINCY	2-1
QUINCY	8-3
at Harding	1-2
at Harding	1-2
WEST ALABAMA	5-3
WEST ALABAMA	7-3
WEST ALABAMA	3-6
HARDING	8-7
HARDING	7-6
WEST FLORIDA	7-8
WEST FLORIDA	12-1
WEST FLORIDA	2-0
AUBURN-MONTGOMERY	11-5
at West Georgia	2-5
at West Georgia	7-2
at West Georgia	12-0
ARKANSAS TECH	8-7
at Tennessee Wesleyan	7-5
at Martin Methodist	7-3
at Valdosta State	2-10
at Valdosta State	7-6
at Valdosta State	3-5
FREED-HARDEMAN	5-4
DELTA STATE	4-9
DELTA STATE	7-9
DELTA STATE	4-1
at Montevallo	7-5
CHRISTIAN BROTHERS	16-2
CHRISTIAN BROTHERS	7-3
CHRISTIAN BROTHERS	7-4
at Freed-Hardeman	5-9
NEW ORLEANS	5-4
NEW ORLEANS	4-0
NEW ORLEANS	5-3
UNION	9-8
at Alabama-Huntsville	6-9
at Alabama-Huntsville	1-18
at Alabama-Huntsville	7-3

GSC TOURNAMENT	
<i>(Rome, Ga.)</i>	
vs Valdosta State	1-4
vs Christian Brothers	19-1
vs West Georgia	5-1
vs Alabama-Huntsville	9-8
vs Delta State	0-4

NCAA SOUTH REGIONAL	
<i>(Tampa, Fla.)</i>	
vs Delta State	0-2
vs Lynn	4-10

LION SCORES 1984-2024

2013 • (28-21-1)
Head Coach Mike Keehn
 LEMOYNE-OWEN..... 29-2
 LEMOYNE-OWEN..... 14-0
 at Florida Southern..... 1-6
 at Florida Southern..... 4-7
 at Florida Southern..... 4-8
 at Montevallo..... 5-10
 KENTUCKY STATE..... 21-0
 KENTUCKY STATE..... 15-0
 KENTUCKY STATE..... 10-3
 TREVECCA NAZARENE..... 10-8
 SHORTER..... 10-0
 SHORTER..... 1-7
 SHORTER..... 10-1
 MARYVILLE..... 3-0
 MARYVILLE..... 10-3
 at Delta State..... 5-14
 at Delta State..... 4-7
 at Delta State..... 3-2
 at Auburn-Montgomery..... 6-8
 STILLMAN..... 1-3
 ALABAMA-HUNTSVILLE..... 8-6
 ALABAMA-HUNTSVILLE..... 1-0
 ALABAMA-HUNTSVILLE..... 8-10
 MONTEVALLO..... 6-7
 at West Florida..... 6-8
 at West Florida..... 2-3
 at West Florida..... 6-4
 at Trevecca Nazarene..... 10-2
 at Alabama A&M..... 6-1
 UNION..... 5-3
 UNION..... 5-0
 UNION..... 9-7
 FREED-HARDEMAN..... 2-6
 at West Alabama (10)..... 2-3
 at West Alabama..... 2-1
 at West Alabama..... 2-7
 AUBURN-MONTGOMERY..... 5-5
 VALDOSTA STATE..... 7-9
 VALDOSTA STATE..... 4-2
 VALDOSTA STATE..... 6-0
 MONTEVALLO..... 4-10
 at Christian Brothers..... 5-0
 at Christian Brothers..... 12-6
 at Christian Brothers..... 5-4
 at Freed-Hardeman..... 5-0
 at West Georgia..... 6-2
 at West Georgia..... 3-6
GSC TOURNAMENT
(Chattanooga, Tenn.)
 vs. Valdosta State (12 inn.)..... 2-4
 vs. Christian Brothers..... 10-5
(Carrollton, Ga.)
 at West Georgia..... 0-2

2014 • (26-27)
Head Coach Mike Keehn
 at Florida Tech..... 5-6
 at Florida Tech..... 0-2
 at Florida Tech..... 3-5
 LEMOYNE-OWEN..... 13-3
 LEMOYNE-OWEN..... 8-3
 LEMOYNE-OWEN..... 1-0
 WEST FLORIDA..... 2-3
 WEST FLORIDA..... 0-2
 WEST FLORIDA..... 0-4
 at Freed-Hardeman..... 5-7
 DELTA STATE..... 0-7
 DELTA STATE..... 3-1
 DELTA STATE..... 1-10
 at Trevecca Nazarene..... 2-5
 at West Alabama..... 2-0
 at West Alabama..... 1-3
 at West Alabama (15 inn.)..... 2-3
 MARYVILLE..... 6-5
 MARYVILLE..... 10-3
 VALDOSTA STATE..... 5-10
 VALDOSTA STATE..... 1-3
 VALDOSTA STATE..... 4-5
 at Montevallo..... 7-2
 STILLMAN..... 7-2
 at Christian Brothers..... 15-2
 at Christian Brothers..... 2-0
 at Christian Brothers..... 7-1
 SELMA..... 15-2
 UNION..... 7-6
 UNION..... 12-6
 UNION..... 3-6
 TREVECCA NAZARENE..... 10-5
 at Alabama-Huntsville..... 3-4
 at Alabama-Huntsville..... 2-12
 at Alabama-Huntsville..... 2-0
 at Stillman..... 6-4
 WEST GEORGIA..... 2-5
 WEST GEORGIA..... 6-2
 WEST GEORGIA..... 2-1
 at Alabama A&M..... 7-9
 at Lee..... 15-1
 at Lee..... 1-7
 at Lee..... 3-4
 MONTEVALLO..... 2-4
 LANDER..... 0-4
 LANDER..... 3-4
 ALABAMA A&M..... 5-4
 at Shorter..... 6-2
 at Shorter..... 6-3
 at Shorter..... 7-2
GSC TOURNAMENT
(Birmingham, Ala.)
 vs. Ala.-Huntsville (12 inn.)..... 2-3
 vs. West Georgia..... 8-3
 vs. Valdosta State (10 inn.)..... 5-6

2015 • (27-16)
Head Coach Mike Keehn
 at Miles..... 8-0
 at Miles..... 6-1
 STILLMAN..... 6-5
 STILLMAN..... 15-3
 STILLMAN..... 4-16
 LEMOYNE-OWEN..... 23-2
 LEMOYNE-OWEN..... 8-1
 at West Florida..... 6-4
 at West Florida..... 0-6
 at West Florida..... 3-9
 WEST ALABAMA..... 6-2
 WEST ALABAMA..... 3-2
 at Valdosta State..... 7-6
 at Valdosta State..... 1-3
 at Valdosta State..... 5-2
 at Trevecca Nazarene..... 6-3
 MILES..... 4-1
 CHRISTIAN BROTHERS..... 2-3
 CHRISTIAN BROTHERS..... 15-5
 CHRISTIAN BROTHERS..... 5-0
 MONTEVALLO..... 8-7
 at Union..... 5-2
 at Union..... 9-0
 at Union..... 5-0
 at Spring Hill..... 15-4
 at Spring Hill..... 11-6
 ALABAMA-HUNTSVILLE..... 0-4
 ALABAMA-HUNTSVILLE..... 1-3
 ALABAMA-HUNTSVILLE..... 3-11
 at West Georgia..... 6-8
 at West Georgia..... 1-15
 at West Georgia..... 6-5
 SPRING HILL..... 12-2
 LEE..... 0-5
 LEE..... 1-2
 LEE..... 1-3
 at Montevallo..... 7-17
 at Mississippi College..... 7-4
 at Mississippi College..... 13-2
 at Mississippi College..... 13-0
 SHORTER..... 1-3
 SHORTER..... 4-5
 SHORTER..... 2-0

2016 • (25-22)
Head Coach Mike Keehn
 MILES..... 6-1
 MILES..... 8-2
 STILLMAN..... 17-2
 STILLMAN..... 12-1
 at Spring Hill..... 3-6
 at Spring Hill..... 5-6
 at Spring Hill..... 7-4
 WEST GEORGIA..... 1-13
 WEST GEORGIA..... 3-2
 WEST GEORGIA..... 5-4
 at Shorter..... 8-7
 at Shorter..... 10-0
 at Shorter..... 8-1
 WEST FLORIDA..... 2-9
 WEST FLORIDA..... 3-4
 WEST FLORIDA..... 7-2
 LEMOYNE-OWEN..... 25-1
 at Lee..... 2-10
 at Lee..... 4-3
 at Lee..... 1-8
 MONTEVALLO..... 13-8
 at West Alabama..... 6-8
 at West Alabama..... 6-3
 at West Alabama..... 4-8
 at Alabama A&M..... 5-6
 DELTA STATE..... 6-8
 DELTA STATE..... 3-4
 DELTA STATE..... 2-6
 at Trevecca Nazarene..... 5-7
 at Alabama-Huntsville..... 1-12
 at Alabama-Huntsville..... 6-8
 at Alabama-Huntsville..... 0-6
 SPRING HILL..... 11-2
 MISSISSIPPI COLLEGE..... 13-2
 MISSISSIPPI COLLEGE..... 3-2
 MISSISSIPPI COLLEGE..... 5-4
 at Montevallo..... 2-8
 UNION..... 0-8
 UNION..... 7-1
 UNION..... 6-9
 at Stillman..... 2-1
 at Christian Brothers..... 6-4
 at Christian Brothers..... 15-2
 at Christian Brothers..... 12-5
 TREVECCA NAZARENE..... 9-8
 VALDOSTA STATE..... 3-5
 VALDOSTA STATE..... 0-5

LION SCORES 1984-2024

2017 • (34-19)

Head Coach Mike Keehn

vs. Central Missouri	8-4
vs. Central Missouri	2-3
vs. Central Missouri	3-9
BELLARMINE	8-1
BELLARMINE	11-0
BELLARMINE	10-12
LEMOYNE-OWEN	19-1
at West Georgia	7-1
at West Georgia	5-4
at West Georgia	16-10
at Auburn-Montgomery	8-9
SHORTER	9-1
SHORTER	12-7
SHORTER	5-9
ALABAMA A&M	12-1
at West Florida	6-4
at West Florida	3-4
at West Florida	6-2
LEE	3-2
LEE	3-6
LEE	10-2
at Montevallo	5-11
WEST ALABAMA	8-7
WEST ALABAMA	1-6
WEST ALABAMA	13-5
AUBURN-MONTGOMERY	1-7
at Delta State	4-8
at Delta State	10-18
at Delta State	2-6
MILES	4-0
MILES	13-2
ALABAMA-HUNTSVILLE	12-2
ALABAMA-HUNTSVILLE	2-4
ALABAMA-HUNTSVILLE	8-7
TREVECCA NAZARENE	4-0
at Mississippi College	15-3
at Mississippi College	7-2
at Mississippi College	5-7
MONTEVALLO	2-1
at Union	6-5
at Union	6-0
at Union	14-2
at Alabama A&M	10-6
CHRISTIAN BROTHERS	10-0
CHRISTIAN BROTHERS	2-1
CHRISTIAN BROTHERS	8-0
at Trevecca Nazarene	9-7
at Valdosta State	1-4
at Valdosta State	2-7
at Valdosta State	2-5
GSC TOURNAMENT (Cleveland, Miss.)	
West Florida	5-4
Mississippi College	3-2
West Alabama	2-5

2018 • (31-20)

Head Coach Mike Keehn

at Point Loma	8-10
at Point Loma	2-8
at Point Loma	1-5
NOVA SOUTHEASTERN	9-0
NOVA SOUTHEASTERN	8-6
UNION	5-1
MILES	10-0
MILES	1-0
MILES	5-0
at Trevecca Nazarene	3-6
WEST FLORIDA	0-5
WEST FLORIDA	4-2
WEST FLORIDA	12-5
at Union	8-7
at Lee	3-0
at Lee	5-4
at Lee	7-8
TREVECCA NAZARENE	9-19
SHORTER	8-6
SHORTER	16-3
SHORTER	5-1
WEST ALABAMA	5-6
at Montevallo	5-10
at Montevallo	3-4
at Montevallo	14-1
at Auburn Montgomery	10-6
MISSISSIPPI COLLEGE	2-1
MISSISSIPPI COLLEGE	0-7
MISSISSIPPI COLLEGE	12-8
ALABAMA A&M	13-10
at West Alabama	5-3
at West Alabama	2-7
at West Alabama	8-4
BLUE MOUNTAIN	20-0
WEST GEORGIA	4-3
WEST GEORGIA	5-4
WEST GEORGIA	4-1
at Alabama A&M	10-5
CHRISTIAN BROTHERS	4-0
CHRISTIAN BROTHERS	3-0
CHRISTIAN BROTHERS	12-0
AUBURN MONTGOMERY	7-5
DELTA STATE	3-5
DELTA STATE	2-5
DELTA STATE	8-11
at Alabama-Huntsville	5-3
at Alabama Huntsville	4-6
at Alabama Huntsville	5-6
GSC TOURNAMENT (Cleveland, Miss.)	
at Mississippi College	4-8
at Delta State	5-7
vs West Alabama	1-3

2019 • (16-38)

Head Coach Mike Keehn

at Jacksonville State	1-14
at Jacksonville State	10-12
at Jacksonville State	2-1
TENNESSEE-MARTIN	0-1
TENNESSEE-MARTIN	0-1
TENNESSEE-MARTIN	7-6
at Alabama	0-8
at Alabama	1-4
at The Citadel	3-6
at The Citadel	4-7
at The Citadel	3-8
at Troy	0-5
at Troy	1-3
at Troy	2-6
BUTLER	8-5
at Davidson College	4-8
at Davidson College	2-5
at Davidson College	1-13
TENNESSEE TECH	6-7
at Kennesaw State	1-3
at Kennesaw State	6-7
at Kennesaw State	3-8
at Alabama State	8-1
STETSON	1-12
STETSON	8-13
STETSON	6-2
at #18 Ole Miss	10-6
at Samford	1-9
LIBERTY	2-16
LIBERTY	6-3
LIBERTY	5-8
at Tennessee Tech	1-7
at Jacksonville	9-7
at Jacksonville	9-2
at Jacksonville	5-10
ALABAMA STATE	14-2
NORTH FLORIDA	4-10
NORTH FLORIDA	8-4
at Memphis	2-3
at Memphis	11-18
at FGCU	3-6
at FGCU	2-7
at FGCU	5-6
ALABAMA A&M	6-5
NJIT	8-1
NJIT	0-10
NJIT	8-3
at Belmont	8-4
at Arkansas Pine Bluff	9-11
at Arkansas Pine Bluff	11-3
at Auburn	7-8
at Lipscomb	2-6
at Lipscomb	0-4
at Lipscomb	3-4

2020 • (3-13)

Head Coach Mike Keehn

OHIO	1-5
OHIO	4-6
OHIO	6-3
OHIO	4-6
at Northwestern State	2-8
at Northwestern State	3-4
at Northwestern State	0-5
at Northwestern State	3-8
BELMONT	1-0
at Little Rock	8-4
at Little Rock	3-7
at Little Rock	1-2
at Georgia State	5-6
at Georgia State	4-9
at Georgia State	1-3
MURRAY STATE	5-8

2021 • (7-40)

Head Coach Mike Keehn

at Belmont	1-5
at Stetson	3-8
at Stetson	5-16
at Stetson	0-6
at Stetson	2-7
at Tennessee Tech	2-7
LITTLE ROCK	6-4
LITTLE ROCK	1-9
LITTLE ROCK	3-10
TENNESSEE-MARTIN	1-5
at Liberty	0-4
at Liberty	0-7
at Liberty	0-6
TENNESSEE TECH	4-18
at Bellarmine	4-9
at Bellarmine	1-5
at Bellarmine	3-6
at #2 Mississippi State	1-18
LIPSCOMB	12-2
LIPSCOMB	7-6
LIPSCOMB (15 inn.)	6-5
at Davidson	4-8
at Davidson	4-6
at Davidson	0-5
at #3 Ole Miss	6-20
at Alabama State	3-10
KENNESAW STATE	2-8
KENNESAW STATE	3-11
KENNESAW STATE	4-14
BELMONT	8-10
LIBERTY	5-13
LIBERTY	1-15
LIBERTY	0-15
at Alabama	6-8
BELLARMINE	8-5
BELLARMINE	4-7
BELLARMINE	2-3
at Austin Peay	15-16
at Lipscomb	6-3
at Lipscomb	5-3
at Lipscomb	5-14
ALABAMA STATE	6-7
at Louisiana	1-11
at Louisiana	2-5
at Louisiana	3-13
at #2 Vanderbilt	2-3
at Auburn	6-14

LION SCORES 1984-2024

2022 • (12-41)

Head Coach Mike Keehn

at Southern Mississippi.....	1-8
at Southern Mississippi.....	3-7
at Southern Mississippi.....	1-14
CINCINNATI	5-2
TENNESSEE TECH	8-11
AUSTIN PEAY	7-5
TENNESSEE-MARTIN.....	3-12
TENNESSEE-MARTIN.....	7-3
TENNESSEE-MARTIN.....	8-5
at Alabama.....	9-5
at Little Rock.....	1-5
at Little Rock.....	4-5
at Little Rock.....	4-16
at Little Rock.....	2-3
at Murray State.....	2-10
EASTERN KENTUCKY	6-8
EASTERN KENTUCKY	4-7
EASTERN KENTUCKY	10-1
at Tennessee Tech.....	7-19
at Jacksonville State.....	8-11
at Jacksonville State.....	2-3
at Jacksonville State.....	5-6
at #9 Ole Miss.....	3-20
CENTRAL ARKANSAS	1-7
CENTRAL ARKANSAS	3-1
CENTRAL ARKANSAS	3-7
MEMPHIS.....	10-0
at Bellarmine.....	3-18
at Bellarmine.....	3-17
at Bellarmine.....	3-6
LIPSCOMB	(11 inn.) 7-11
LIPSCOMB	3-7
LIPSCOMB	(10 inn.) 7-10
MURRAY STATE	6-4
at Eastern Kentucky	5-10
at Eastern Kentucky	7-15
at Eastern Kentucky	8-15
at Austin Peay.....	3-5
JACKSONVILLE STATE.....	8-13
JACKSONVILLE STATE.....	2-12
JACKSONVILLE STATE.....	3-9
at Central Arkansas	9-18
at Central Arkansas	2-3
at Central Arkansas	6-16
ALABAMA A&M	2-8
at Belmont	2-18
BELLARMINE.....	15-5
BELLARMINE.....	5-4
BELLARMINE.....	12-10
at Mississippi State.....	4-14
at Lipscomb	9-16
at Lipscomb	5-8
at Lipscomb	6-13

2023 • (14-37)

Head Coach Jad Prachniak

MILWAUKEE	0-5
MILWAUKEE	4-6
MILWAUKEE	14-6
vs #17 Auburn.....	1-13
MIAMI (OH)	12-7
MIAMI (OH)	14-9
MIAMI (OH)	10-9
at Cincinnati.....	0-9
at Cincinnati.....	8-9
at Cincinnati.....	1-2
at Cincinnati.....	1-8
at Tennessee Tech.....	6-5
at Tennessee Tech.....	4-5
at Tennessee Tech.....	3-7
MURRAY STATE	6-9
at Central Arkansas	1-9
at Central Arkansas	6-7
at Central Arkansas	8-17
at Samford	1-12
#19 FGCU	7-28
#19 FGCU	7-14
#19 FGCU	3-14
at Auburn	1-14
at Stetson	2-5
at Stetson	7-12
at Stetson	7-9
SAMFORD.....	11-10
LIPSCOMB	2-7
LIPSCOMB	2-7
LIPSCOMB	2-13
at #4 Vanderbilt.....	2-14
at Bellarmine.....	8-6
at Bellarmine.....	13-3
at Bellarmine.....	16-11
BELMONT (10 inn.).....	5-6
EKU	2-12
EKU	3-5
EKU	3-9
at Murray State	7-8
at Jacksonville State.....	6-9
at Jacksonville State.....	1-8
at Jacksonville State.....	3-13
NORTH FLORIDA	6-7
NORTH FLORIDA	3-9
NORTH FLORIDA	2-5
at Kennesaw State	8-5
at Kennesaw State	11-7
at Kennesaw State	12-5
AUSTIN PEAY	11-10
AUSTIN PEAY	5-4
AUSTIN PEAY	2-6

2024 • (18-35-2)

Head Coach Jad Prachniak

SOUTH ALABAMA	2-3
SOUTHERN INDIANA.....	13-7
LAMAR	1-9
vs Belmont.....	2-6
vs Morehead State	2-5
vs Morehead State	9-6
vs Morehead State	9-13
at Murray State	6-11
UT MARTIN	10-0
UT MARTIN	3-1
UT MARTIN	5-2
at Memphis	2-16
vs Kennesaw State.....	5-10
vs Kennesaw State.....	1-11
vs Kennesaw State.....	4-2
at Tennessee Tech.....	8-4
at EKU	0-10
at EKU	5-6
at EKU	1-5
vs LIPSCOMB	2-8
vs LIPSCOMB	5-3
vs LIPSCOMB	2-15
vs Alabama A&M	13-5
at JACKSONVILLE.....	9-1
at JACKSONVILLE.....	2-9
at JACKSONVILLE.....	4-5
at Bellarmine.....	15-2
at Bellarmine.....	11-12
at Bellarmine.....	22-3
at Belmont	9-15
Stetson	4-8
Stetson	5-4
Stetson	1-4
at Ole Miss.....	4-9
Central Arkansas	4-9
Central Arkansas	4-14
Central Arkansas	3-6
at Middle Tennessee.....	2-9
Samford	10-19
Queens	11-7
Queens	8-2
Queens	8-13
at SAMFORD.....	3-12
vs NORTH FLORIDA.....	3-4
vs NORTH FLORIDA.....	4-2
vs NORTH FLORIDA.....	4-4
at #16 Miss. State.....	4-8
at AUSTIN PEAY	2-13
at AUSTIN PEAY	3-8
at AUSTIN PEAY	14-13

GSC BASEBALL SERIES HISTORY

1987 (11-4)		1993 (12-6)		1999 (14-6)		2005 (17-4)
UWA 1-1		@ WG 3-0		@ UWA 2-0		@WG 1-2
MC 2-0		DSU 2-1		UM 2-1		UWF 1-2
@ UWA 1-1		@ LMU 2-1		@ UWF 3-0		UM 3-0
UTM 1-0-1		@ UWA 2-1		VSU 3-0		@LMU 3-0
@ UTM 2-0		MC 2-1		LMU 2-1		@VSU 3-0
@ DSU 1-1		@ VSU 1-2		@ WG 1-2		UWA 3-0
@ MC 2-0				UAH 1-2		@UAH 3-0
DSU 1-1						
1988 (8-6)		1994 (13-4)		2000 (13-8)		2006 (11-9)
@ DSU 1-1		@ VSU 2-1		@ LMU 3-0		WG 3-0
UTM 2-0		WG 2-0		WG 3-0		@UWF 2-1
UWA 1-1		@ LMU 3-0		@ UAH 0-3		@UM 1-2
DSU 0-2		VSU 2-1		UWA 2-1		LMU 3-0
MC 1-1		@ WG 2-1		@ UWF 1-2		VSU 0-3
@ UTM 2-0		LMU 2-1		UM 3-0		@UWA 0-3
@ UWA 1-1				@ VSU 1-2		UAH 2-0
1989 (12-4)		1995 (16-6)		2001 (10-11)		2007 (7-11)
DSU 1-1		@ VSU 1-2		LMU 1-2		@WG 2-1
@ MC 1-1		@ UWF 1-2		@ WG 1-2		UWF 1-2
@ UTM 2-0		@ LMU 3-0		UAH 1-2		UM 2-1
@ UWA 2-0		WG 3-0		@ UWA 0-3		@VSU 0-3
@ DSU 1-1		VSU 2-1		WF 2-1		UWA 1-2
MC 1-1		UWF 3-0		@ UM 3-0		@UAH 1-2
UTM 2-0		LMU 2-1		VSU 2-1		
UWA 2-0		@ WG 1-0				
1990 (12-4)		1996 (12-8)		2002 (14-5)		2008 (8-9)
@ DSU 1-1		@ UWF 3-0		@ LMU 3-0		WG 2-1
@ MC 2-0		VSU 2-1		WG 3-0		@UWF 1-2
UTM 2-0		@ UM 2-1		@ UAH 1-0		@UM 1-2
UWA 2-0		UWA 3-0		UWA 3-0		VSU 1-2
DSU 1-1		@ LMU 0-3		@ UWF 0-3		@UWA 1-2
MC 2-0		WG 1-2		UM 3-0		UAH 2-0
@ UTM 1-1		@ UAH 1-1		@ VSU 1-2		
@ UWA 1-1						
1991 (10-6)		1997 (16-5)		2003 (10-10)		2009 (6-8)
DSU 1-1		UWF 3-0		LMU 3-0		@WG cancelled
@ MC 2-0		@ VSU 3-0		@WG 0-3		UWF 2-1
@ UTM 1-1		UM 2-1		UAH 1-2		UM 1-2
@ UWA 1-1		@UWA 1-2		@UWA 0-2		@VSU 1-2
@ DSU 0-2		LMU 3-0		UWF 2-1		UWA 1-1
MC 2-0		@WG 3-0		@UM 3-0		@UAH 1-2
UTM 2-0		UAH 1-2		VSU 1-2		
UWA 1-1						
1992 (13-4)		1998 (13-7)		2004 (8-11)		2010 (8-7)
WG 3-0		UWA 2-1		WG 1-2		WG 2-1
@ DSU 1-1		@ UM 2-1		@UWF 1-2		@UWF 1-2
UWA 3-0		UWF 2-1		@UM 2-1		VSU 1-2
@ MC 2-1		@ VSU 2-1		LMU 2-1		@UWA 2-1
VSU 2-1		@ LMU 1-2		VSU 1-2		UAH 2-1
@ JSU 2-1		WG 2-0		@UWA 0-1		
		@ UAH 2-1		UAH 1-2		

GSC BASEBALL SERIES HISTORY

2011 (12-4) @UWA 1-1 UAH 2-1 @VSU 3-0 UWF 0-2 @WG 3-0 UWA 3-0 @UAH cancelled 2012 (15-9) UWA 2-1 UWF 2-1 @WG 2-1 @VSU 1-2 DSU 1-2 CBU 3-0 UNO 3-0 @UAH 1-2	2013 (16-10) SU 2-1 @DSU 1-2 UAH 2-1 @UWF 1-2 UNION 3-0 @UWA 1-2 VSU 2-1 @CBU 3-0 @WG 1-1 2014 (14-16) UWF 0-3 DSU 1-2 @UWA 1-2 VSU 0-3 @CBU 3-0 UU 2-1 @UAH 1-2 UWG 2-1 @LEE 1-2 @SU 3-0	2015 (15-14) @UWF 1-2 @DSU cancelled UWA 2-0 @VSU 2-1 CBU 2-1 @UU 3-0 UAH 0-3 @UWG 1-2 LEE 0-3 @MC 3-0 SU 1-2 2016 (15-17) UWG 2-1 @SU 3-0 UWF 1-2 @LEE 1-2 @UWA 1-2 DSU 0-3 @UAH 0-3 MC 3-0 UU 1-2 CBU 3-0 VSU 0-2	2017 (21-12) @UWG 3-0 SU 2-1 @UWF 2-1 LEE 2-1 UWA 2-1 @DSU 0-3 UAH 2-1 @MC 2-1 @UU 3-0 CBU 3-0 @VSU 0-3 2018 (19-11) UWF 2-1 at LEE 2-1 SU 3-0 @UM 1-2 MC 2-1 @UWA 2-1 UWG 3-0 CBU 3-0 @DSU 0-3 @UAH 1-2
--	---	--	--

ASUN BASEBALL SERIES HISTORY

2019 (7-16) at Kennesaw State 0-3 STETSON 1-2 LIBERTY 1-2 at Jacksonville 2-1 NORTH FLORIDA 1-1 at FGCU 0-3 NJIT 2-1 at Lipscomb 0-3 2020 (no conference play) 2021 (6-15) Bellarmine 1-5 Kennesaw State 0-3 Liberty 0-6 Lipscomb 5-1	2022 (5-25) Eastern Kentucky 1-2 at Jacksonville St. 0-3 Central Arkansas 1-2 at Bellarmine 0-3 Lipscomb 0-3 at Eastern Kentucky 0-3 Jacksonville State 0-3 at Central Arkansas 0-3 Bellarmine 3-0 at Lipscomb 0-3 2023 (8-22) Central Arkansas 0-3 FGCU 0-3 at Stetson 0-3 Lipscomb 0-3 at Bellarmine 3-0 Eastern Kentucky 0-3 at Jacksonville State 0-3 North Florida 0-3 at Kennesaw State 3-0 Austin Peay 2-1	2024 (10-19-1) Kennesaw State 1-2 at Eastern Kentucky 0-3 Lipscomb 1-2 at Jacksonville 1-2 at Bellarmine 1-2 Stetson 1-2 Central Arkansas 0-3 at Queens 2-1 North Florida 1-1-1 Austin Peay 1-2
--	--	--

BASEBALL LETTERMEN, 1936-1983

** This is the first attempt at compiling a comprehensive list of Lion baseball lettermen prior to 1984. The following list includes lettermen from 1936 and 1947-83 that were found in the Diorama, Flor-Ala, the TimesDaily and other publications. If you have additions or corrections to this list please call UNA Sports Information at (256) 765-4595.*

AKERS, Roger
1969, 70, 71
AKINS, Phil
1952, 54, 55, 56
ANDERSON, Jeff
1978, 79
ARMSTRONG, Raymond
1950, 51, 52, 53
ATCHLEY, Keith
1981, 82
AYCOCK, Kenny
1979, 80, 81, 82
BALL, Watt
1958
BARNES, Donnie
1982
BARNETT, Mickey
1977, 78
BATCHELOR, Wendell
1963
BATES, Phil
1982
BETHEA, Darryl
1983
BEGLEY, Bruce
1973, 74
BELL, Jeff
1982, 83
BELUE, Billy
1974
BENEFIELD, Morris
1958
BENEFIELD, Earl
1958
BENNETT, George
1970
BENTLEY, Gerald
1962, 63, 65
BERGIN, Ray
1955
BETHEA, Daryl
1980
BITTINGER
1948
BITTINGER, Herman
1955, 56
BLACK, Brian
1963, 64, 65
BLAKE, Bruce
1982
BLOCK
1948
BLOSS, Walter
1936

BOLEY, Carl
1950
BOSTICK, John
1953, 54, 55, 56
BOUTELLE, Dick
1959, 60
BRADFORD, Smiley
1948
BRANCH, Donnie
1982, 83
BREWER, Joe
1950, 53, 54, 55
BREWER, Riley
1979, 80, 81
BREWER, Ronnie
1968
BRIDGES, Ed
1957
BRINK, Joe
1947, 48
BRISCOE, Alvis
1936
BROCATO, Tom
1954, 55, 56
BROM, Larry
1972
BROWN, Jody
1980, 81, 82, 83
BRUNSMAN, Jim
1972
BRYANT, Ernest
1947
BURDINE, Greg
1981
BURKE, Brett
1979
BURLESON, Max
1956, 57, 58, 59
BURNETTE, Jimbo
1979
BUSH, John
1955, 56, 57, 58
CALHOUN, Louis
1949
CALICH, George
1952, 53, 54
CANTRELL, Darryl
1976, 77, 78
CARLO, Jim
1977, 78, 79, 80
CARPENTER, William
1966
CARPENTER, Royal
1968, 69, 70
CARR, Tim
1973
CARTRON, Clem
1962, 64
CASH, Jack
1958, 61, 62
CHALLENGER, Bob
1947, 48

CHALLENGER, Lee
1947, 48
CHILDRESS, John
1959, 60, 61
CICERO, Gus
1947
CLARK
1947
CLARK, Harry
1959, 60, 61
CLEMMONS, Greg
1983
CLEVELAND, Dennis
1979
CLEVELAND, Joe
1983
COATES, Keith
1980
COBB, William
1966
COFFMAN, Dick
1951
COLLINS, Ray
1947, 48, 49
COOK, Don
1959, 60, 63
COONEY, Joe
1962
COOPER, Bill
1959, 60
COPE
1949
COPELAND, Johnny
1964
COTHREN
1951
COULTER, Wayne
1959, 60, 61
COX, Doug
1971
CRABTREE, Robert
1959, 60, 61
CREGEEN, Bart
1980, 81, 82, 83
CREGEEN, Ben
1983
CROSSING, Rusty
1983
DANIEL, Kenny
1963, 64
DANIELS, Randy
1972
DAVIS
1948
DAVIS, Jerry
1966, 67, 68, 69, 70
DAVIS, Monty
1983
DAVIS, Neil
1952
DAVIS, Rick
1970

DAVIS, Ron
1982
DEAN, Mike
1979, 80, 81, 82
DEASON, Elbert
1952
DELP, Kevin
1980, 81, 82
DELUCA
1965
DEVANEY, Jeff
1983
DOOLEY, Bobby
1981, 82, 83
DOUTHIT, Bobby
1979
DUNN, Alan
1978
DYAR, Paul
1953, 54
EARNEST, Dabbs
1958, 59, 60, 61
EDWARDS, John
1982
ELLIS, Bart
1949
EUBANKS, Terry
1981
EZELL, Petty
1959, 60
EZELL, Tim
1978, 79, 80
FARRIS, Bill
1951, 52
FARRIS, Ken
1951
FARRIS, Kent
1980, 81
FIELDS, Tony
1983
FINDLAY, Cary
1953
FINK
1948
FISK
1948
FORD, Ronnie
1970
FORREST, Chris
1974, 76, 77
FOWLER, L.C.
1958
FOWLER, Ray
1976
FREDRICK, Charlie
1957, 58
FROST, Bobby
1957, 59, 60, 61
FROST, Eddie
1958, 59, 60, 61
FUELL, Terry
1976, 77


BASEBALL LETTERMEN, 1936-1983

FULLER, Will
1972
GAISSER, Roy
1951, 52
GAITHER, Danny
1970
GAMBLE, Jimmy
1958
GAMMON, Fred
1936
GARDINER, Bill
1952
GARRISON
1947
GARTH, Ben
1970
GASKILL, Randy
1983
GATHER, Richard
1967
GENTLE, Mike
1981, 82
GEORGE
1961
GEORGE, David
1973, 74, 75, 76
GILBERT, Joe
1965, 66, 67, 68
GILLIAM, Steve
1981, 82, 83
GLASGOW, Leslie
1936
GLENN, Richard
1975
GLOCK
1948
GODSEY, Bill
1955, 56, 57
GOODWIN, J.W.
1950, 51, 52
GORDON, Phil
1961, 62, 63
GRAHAM, Keith
1979, 80
GRAM, Larry
1953, 57
GRANVILLE, Albert
1976
GRAVEMAN, Gary
1979
GRAVES, Rick
1966, 67
GRAY, Danny
1970
GREGORY, Tommy
1979
GRESHMAN, Jimbo
1977
GRIGGS, Douglas
1949
GRIMMETT, Sheril
1966


GRISHAM, Jim
1968
GRISSOM, Ernie
1966
GRISSOM, Larry
1964, 65, 66, 67
GRISSOM, Steve
1967, 69, 70
GRUBB, Johnny
1980
GRUBBS, Don
1974, 75
GUERRO, Thomas
1936
GURLEY, Richard
1968, 69
HALE, Benny
1970, 71, 72
HALL, David
1961
HAMILTON
1951
HAMILTON, Bill
1968, 69, 70
HAMMOND, Turner
1949, 50
HANCOCK, Dale
1968, 71
HANLIN, Hayes
1936
HARBIN
1953
HARBIN, Doug
1970
HARRISON, Wade
1974
HARWELL, Paul
1982
HAYES, Ken
1979, 80
HAYNES, Aubrey
1973, 76

HEIDORN, Don
1957
HELTON, Larry
1970
HILDRETH, Glenn
1977, 78
HITE, Wilson
1936
HODGES, Jimmy
1951
HOLLADAY, Kyle
1959, 60
HOLT, Tim
1982
HOMYAK, Jim
1980
HOOPER, Danny
1971, 72
HORTON, Gary
1977, 78
HOSKINS, Greg
1965
HOUSE, Bob
1970
HUBBARD, Tony
1979
HUDSON, Tuffy
1958, 59, 60
HUNT, Lucy
1950, 51, 52, 53, 55
JACOBS, Tim
1968, 69, 70
JAMES, Bobby
1952
JARRETT, Bill
1971
JEFFREYS
1971
JENKINS, N.K.
1947, 48
JENKINS, Tony
1968

JOHNS, Jimmy
1950
JOHNSON, Courtney
1983
JOHNSON, James
1952
JOHNSON, Jeff
1974
JOHNSON, John
1974
JOHNSON, Johnny
1950
JOHNSON, Tom
1969
JOHNSTON, Johnny
1947, 48, 49
JOHNSTON, Tommy
1968, 70
JONES, Charles
1948, 49
JONES, Don
1947, 48
JONES, Joe
1947
JONES, Joe
1962
JONES, Verba
1948
JORDAN, Scott
1980
KALLEY, Richard
1961
KARR, Chuck
1980
KEENUM
1947, 49
KELLEY, Randy
1981, 82, 83
KENT, Tim
1979, 80
KETCHUM, Larry
1975, 76
KING, Jack
1950, 51
KING, Jim
1952
KIRK, David
1964, 65, 66
KITCHENS, Sonny
1958
KIZZARI, Harold
1959, 60
KNIGHT, Wade
1970
LAMM, Howard
1976
LANDRUM, Cedric
1982, 83
LANDRUM, Michael
1983
LAZENBY, Danny
1973
LEMMOND, Myer
1963, 64



Larry Grissom



Jerry Davis

BASEBALL LETTERMEN, 1936-1983

LILES, Jimmy
1970
LINDSEY, Ricky
1965, 67, 68, 69
LITTLETON, Don
1956, 57, 58
LOGAN, Steve
1964
LONG, Jerry
1979, 80
LOWERY, Jerome
1976
LOWERY, Tyrone
1976
LUMPKIN, Bill
1957, 58
McBEE, Roy
1957, 58, 59, 60
McCLESKEY, Duren
1949
McCLURE, Bobby
1979
McCORMACK, William
1972
McCRARY, Bob
1968
McCRARY, Dan
1974
McCRARY, Lonnie
1948, 49, 50
McCulley, Carl
1971
McDANIELS, Frank
1967, 68
McDonald, Jack
1949
McGILL, John
1966
McGOUGH, Scotty
1970
McKELVEY, Dwayne
1970, 71
McKENZIE, Bob
1959, 60

McLESKY, Duren
1950
McMEANS
1947
McMINN, Tony
1972
McMURRAY
1947
MANLEY, Benton
1962, 63, 64
MANN, Johnny
1952
MARSHALL, Bill
1962
MARTELLI, Nick
1978
MASON, Gwinn
1949, 51
MATHIS
1957
MATHIS, Dale
1971, 72, 73
MAYS, Larry
1970, 71
MAZE, Ricky
1974, 75
MELICKS, Alan
1970
MELTON, Henry
1953, 54, 55, 56
MESA, Ken
1965, 67, 68
METCALF, Dallas
1983
MILES, Billy
1972, 73, 74, 75
MILLIGAN, Curtis
1970
MILLWOOD, Mark
1979
MILSTEAD
1961
MINOR, Sammy
1951, 52

MITCHELL
1953
MITCHELL, Dewey
1947
MITCHELL, Scott
1980
MOORE, Tim
1978, 79
MORRIS
1955
MORRIS, Tom
1958
MORRISON, Tommy
1958
MORTON, Ronnie
1976, 78
MURLS, Mike
1972
MUSE, Ken
1966
NAVE, Mike
1972
NELSON, Ray
1968
ODEN, Gary
1979
OLIVER, Bill
1965
PACE, Ron
1957, 58, 59, 60
PAGE, Gene
1947
PARKER, Carl
1962
PARVIN, Paul
1972
PATTERSON
1971
PAYNE, James
1957
PEDIGO, Jackie
1971, 72
PENN, Phillip
1980, 81

PERRYMAN, Deryle
1971, 72
PHILLIPS, Billy
1956, 57
PHILLIPS, Keith
1977, 78, 79
PIRCHETT
1948
PLOTT, Gilbert
1936
POINTER, Melvin
1978
POGUE, Frank
1936
PUCKETT, Marty
1973
PUTMAN, Rickey
1982, 83
QUALLS, Scotty
1978, 79
QUILLEN, Joe
1959, 60
RAILEY
1957
RALPH, Roger
1974, 75, 76
RATLIFF, Gene
1948, 50
REDWINE, Jack
1955, 56, 57, 58
REEVES, Edwin
1952
RICE, Jerry
1959, 60, 61, 62, 63
RICHARDS, Dwayne
1966, 67
RICHARDSON, Mark
1980, 81, 82, 83
RICKMAN, Mack
1964, 65
RIDDRICK, Frank
1950
RIESE, Brent
1970
RILEY, Chalmers
1950
ROBERTS, Avery
1949, 50
ROBINSON, Barry
1972
ROMINE, Milton
1936
RUSSELL
1954, 55
RUSSELL, Atch
1950
RUSSO, Don
1959, 60, 61
RUTLEDGE, Gene
1956
SADLER, Nelson
1947
SAMPLE, John
1966



Darryl Cantrell



Jim Carlo

BASEBALL LETTERMEN, 1936-1983

SAVAGE, Jim
1954, 55
SAYON, Raul
1973
SCHELL, Tommy
1957, 58
SCHULTS, Joe
1949
SCOTT, Jimmy
1980
SEALS, Tony
1982, 83
SEARCY, Danny
1964, 65, 66
SEELEY, Robert
1963, 64, 66
SELLARS, Ralph
1954
SEXTON, Melvin
1966
SHABEL, Roger
1970
SHACKELFORD, Tony
1977, 79
SHAFFER, Ken
1952, 53, 54, 55
SHAVER, Fred
1955
SHELLEY, John
1936
SHERRILL, Bill
1947
SHULTS, Joe
1950
SMITH
1948
SMITH, Dee Dee
1980, 81, 83
SMITH, Gary
1974, 76
SMITH, Jimmy
1963
SMITH, John
1953, 54


SMITH, Scott
1981, 82
SMITH, Wendell
1962
SMITH, Winford
1949
SMOOT, Edward
1936
SMOTHERS, Stephen
1971
SOUTHERN, John
1954
SPARKS, Mark
1977, 78, 79
SPRINGER, Donnie
1976
STAGGS, Kenneth
1959, 60
STAGGS, Phil
1970
STANCIL, Ralton
1963
STEADMAN, Stanley
1973, 74
STEELE, Robert
1976
STEPHENSON, Bo
1977, 78
STEVENSON, Allen
1979
STEWART, J.G.
1955, 56, 57
SULLIVAN, Rod
1976
TATE, Bobby
1968, 69, 70
TAYLOR
1947
TAYLOR, Freddy
1964, 65, 66, 67
TAYLOR, Garland
1949
TAYLOR, Wendell
1953, 54, 55

TEAL, Butch
1981, 83
TEAL, Tommy
1959, 60
TEDDER, John
1979
THEISS, Skip
1963, 64, 65
THOMAS, Ross
1964
THOMAS, Wilburn
1954
TICE, Kenneth
1949
TIDWELL, Paul
1947, 48
TOWNSEND, Jim
1972
TROUSDALE, Ronnie
1964, 67, 68, 69, 70
TUCKER, Alton
1966
TUCKER, Tommy
1964, 65
TUCKER, Edward
1936
TURNER, Frankie
1983
UNDERWOOD, Danny
1968
UNDERWOOD, Tony
1979
VAUGHN, Louis
1967, 68, 69, 70
VAUGHN, Mike
1961, 62
VENABLE, James
1950
VILARDO, Ross
1957, 58
WALKER, James
1966
WALLACE, Mitch
1981

WANNS, Mike
1978, 79
WARNER, Charlie
1981
WARREN
1953
WATKINS, Tom
1964, 70
WATTERSON, Butch
1976, 77
WELLS, Bubba
1959, 60
WELLS, George
1962
WELLS, Tommy
1957
WHALEY, Jim
1973
WHITE, Donald
1952, 56
WHITE, Henry
1970
WHITLOCK, Bill
1949, 50
WHITT, Donnie
1962
WHITTEN, Larry
1961, 63, 64
WHITTEN, L.L.
1950, 51
WILKERSON, David
1978, 79
WILLIAMS, Johnny
1976
WILLIAMSON, Dee
1971
WILLIS, Kent
1983
WILSON, Ronnie
1967, 68
WINSLETT, Fred
1963
WORD, Nelson
1956
WRAY, Terry
1975, 76
WRIGHT, Nick
1970
YARBROUGH, David
1952
YOUNG
1947
YOUNG, Luther
1936
YOUNG, Robert
1974
ZIMMERMAN
1948



Ikey Fowler



Benny Hale

LION LETTERMEN 1984-2024

ADDISON, Rusty OF 1984 (Baytown, Tex.)	BATES, Phil P 1984, 85 (Joliet, Ill.)	BRENNING, Kevin OF 2018, 19, 20, 21 (Cincinnati, OH)	CANDELARI, J.J. C 1992 (Houston, Tex.)	COCHRAN, Charlie C 2023, 24 (Florence, Ala.)
AGEE, Jackson 2B 2006, 07, 08, 09 (Tuscumbia, Ala.)	BATSON, Will P 2006 (Killen, Ala.)	BREWER, D.L. 3B 1997, 98 (Snowflake, Ariz.)	CARLSON, Steve OF 1998 (Lafayette, La.)	COCHRAN, Jeff OF 2001, 02 (Safford, Ariz.)
AGEE, Steven 3B 2005, 06 (Tuscumbia, Ala.)	BATTLE, Justin P 2023, 24 (Murfreesboro, Tenn.)	BRINDLE, Richard P 2006, 07 (Peru, Indiana)	CARLTON, Patrick P 1996 (Somerset, Ky.)	COE, Randy P 1985, 86 (Birmingham, Ala.)
AGOSTO, Justus P 2023, 24 (Langhorn, Pa.)	BEAN, Scott OF 1992 (Tupelo, Miss.)	BRITT, Bobby P-INF 1985 (Wilmington, Del.)	CARPENTER, Austin P 2014, 15, 16 (Fort Payne, Ala.)	COLACCHIO, Mike RHP 2004 (Essex Jct., Vt.)
ALBRIGHT, Gerry P 1991, 92 (Clarksville, Tenn.)	BEASLEY, Blaine P 1993, 94 (Woodstock, Ala.)	BROOKS, Alasandro OF 1988 (Las Vegas, Nev.)	CARPENTER, Josh SS-2B 2011, 12, 13, 14 (Harvest, Ala.)	COLWILL, Brian 1B 1987, 88 (Lethridge Alberta, Can.)
ALLISON, Pat P 2006, 07 (Morris, Ala.)	BECK, Brock 3B 2001, 02, 03, 04 (Florence, Ala.)	BROWN, Avery P 2023, 24 (Sharpsburg, Ga.)	CARR, Flynn C 1986 (Tucson, Ariz.)	CONKLE, Kyle SP-1B 2014, 15 (Fort Payne, Ala.)
ALMON, Andrew 3B 2010, 11, 12, 13 (Florence, Ala.)	BEST, Chase P 2019, 20, 21 (Warrior, Ala.)	BROWN, Brant OF 2020 (Springville, Ala.)	CARROLL, Sean P 1993 (Ocoee, Fla.)	CONTORNO, Sam INF 2020, 21 (Tuscaloosa, Ala.)
AMES, Ray P 1984 (Stockton, Calif.)	BISHOP, Will P 2015, 16, 17 (Florence, Ala.)	BROWN, Neil P 2010 (Gardendale, Ala.)	CARTER, Logan C 2017, 18 (Steele, Mo.)	COOK, Cal 1B 2022, 23, 24 (Knoxville, Tenn.)
ANDERSON, Jason P 1997, 98 (Warrior, Ala.)	BLACK, Ross P 2006 (Newton, Iowa)	BROWN, Tatum P 2001, 02 (Oxford, Miss.)	CASTRO, Dennis OF 1994 (Gilroy, Calif.)	COOK, Jonathan P 2017, 18 (Nashville, Tenn.)
ANDERSON, Tharun C 2000, 01 (LaPlace, LA)	BLAIR, Matt 3B 1992 (Bradenton, Fla.)	BROWN, Willie OF 1989, 91 (Cherokee, Ala.)	CERNAK, Justin P 1999 (Marietta, Calif.)	COOLEY, Ben OF 2017, 18 (Hattiesburg, Miss.)
ASHCRAFT, Chuck P 1986, 87 (Fort Worth, Tex.)	BLAKEY, Chris 3B/2B 2016, 2017 (Gardendale, Ala.)	BRUCE, Pat P 1986, 87 (Canyon Lake, Tex.)	CHAMBLIN, Colin P 2019 (Florence, Ala.)	COTTINGHAM, Maurice OF 1997, 98 (Centreville, Ala.)
AUERBACH P 2008, 09 (Olathe, Kan.)	BLAKEY, Joe OF 1987, 88 (Gardendale, Ala.)	BRYAN, Todd P 2008 (Bryant, Ariz.)	CHANAY, Clint 2B 2001 (Hartselle, Ala.)	COWAN, Josh 2003 (Athens, Ala.)
AUTREY, Lee OF 1999 (McKinney, Texas)	BOATNER, Brian C 2009 (Beldon, Miss.)	BRYANT, Craig P-SS 1989, 90, 91 (Birmingham, Ala.)	CHAPPELL, Shane RHP 2004, 05 (Warrior, Ala.)	CRABTREE, Kyle 2B 2015, 16 (Fort Payne, Ala.)
AYERS, Kevin P 1986, 87 (Houston, Tex.)	BOCK, Dan OF 1989, 90 (Overland Park, Kan.)	BUCHANAN, Vince 1B 2000 (Okolona, Miss.)	CHAVEZ, Rick SS 1984, 85 (Douglas, Ariz.)	CRANE, Matt OF 2005 (Pulaski, Tenn.)
BAILEY, Bradley P 2014, 15, 16, 17 (Haleyville, Ala.)	BOLIN, Brent P-INF 1985, 86 (Billings, Mo.)	BUCKNER, Tommy 3B 1993 (Lynn Haven, Fla.)	CHEEK, Jackson OF 2023 (Nettleton, Miss.)	CRAWFORD, Keith OF 1992, 93 (Columbia, Tenn.)
BAILEY, Jonas 1B 2001, 02, 03 (Killen, Ala.)	BOLTON, Eric P- 2012 (Nashville, Tenn.)	BURINGRUD, Ed P 1997 (Cincinnati, Ohio)	CHILDERS, Tyler C 2017 (Russellville, Ala.)	CREGEEN, Bart INF 1984 (Corinth, Miss.)
BAKER, Brett C 2017, 18, 19 (Sheffield, Ala.)	BONIFACIO, Taylor OF 2013, 14 (Lucaledale, Miss.)	BURNS, Mike 3B 1989, 90 (Decatur, Ala.)	CHRESTMAN, Colt OF 2019, 20 (Maben, Miss.)	CREGEEN, Ben 3B 1985 (Corinth, Miss.)
BARTON, Bobby SS 1991 (Pinole, Calif.)	BOSTON, Dylan DH-1B-3B 2013, 14, 15 (Sheffield, Ala.)	BURTON, David P 2024 (Decatur, Miss.)	CHRISTIE, Andrew P 2001, 02 (Colliersville, Tenn.)	CROMLEY, Dillon P 1998, 99 (Ft. Collins, Colo.)
BLAKEY, Joe OF 1987, 88 (Gardendale, Ala.)	BOUGHNER, Chad P 2009, 11, 12, 13 (Florence, Ala.)	BURNS, Pat P 1988, 89 (Sylacauga, Ala.)	CLARK, Drew P 2010, 11 (Muscle Shoals, Ala.)	CROSSING, Rusty OF 1984 (Jefferson City, Tenn.)
BARKSDALE, James OF 2004, 05, 06 (Florence, Ala.)	BOWDEN, Nathan SS 2002 (Pope, Miss.)	BUSHA, Rodney P 1990 (Attalla, Ala.)	CLARK, J. T. C 2004 (Lake City, Fla.)	CUMMINGS, Nick RHP 2018, 19 (Hendersonville, Tenn.)
BARNES, Kaleb RHP 2018, 19 (Pontotoc, Miss.)	BOWERMAN, Josh P 2023, 24 (Florence, Ala.)	BYRD, Jamie P 1997, 98 (Montgomery, Ala.)	CLAUNCH, Brantley P 2012, 13, 14, 15 (Florence, Ala.)	CZAJKOWSKI, Jim P 1985, 86 (Houston, Tex.)
BARNETT, Caden P 2022, 23 (Cullman, Ala.)	BOWLES, Greg OF 1990, 92 (Chattanooga, Tenn.)	BYRD, John 3B 2005, 06 (Hoover, Ala.)	CLAUNCH, Bryant P 2017, 18, 19, 20 (Florence, Ala.)	CYR, Josh 1B 2010, 11, 12, 13 (Huntsville, Ala.)
BARNETT, Kylan 1B 2021 (West Palm Beach, Fla.)	BRADSHAW, Jacob RHP 2021, 22, 23, 24 (Thomasville, Ga.)	BYRDAK, Scott 2B-SS 1996 (Oak Forest, Ill)	CLAUNCH, Raleigh P 2023, 24 (Florence, Ala.)	DANIEL, David P 1990 (Vance, Ala.)
BASS, Anthony OF 2003 (Tulsa, Okla.)	BRADY, Todd P 1989 (Gladstone, Mo.)	CALHOUN, Dylan OF 2015, 16 (Cropwell, Ala.)	CLEMMONS, Jeremy OF 1998 (Florence, Ala.)	DANIEL, Devne OF 2020, 21, 22 (Warrior, Ala.)
BATCHELOR, Drew P 2012, 14 (Russellville, Ala.)	BRANDON, Josh P 2002, 03 (Belleville, Mich.)	CAMPBELL, Will OF 2009 (Seligman, Ariz.)	CLEVELAND, Russ P 1989, 90 (Muscle Shoals, Ala.)	DAVIDSON, Brad OF 1989 (Corinth, Miss.)

LION LETTERMEN 1984-2024

DAVIDSON, HunterP 2019, 20, 21 (Pinson, Ala.)	FLIPPIN, PeteC 1990 (Henderson, Nev.)	GREENWOOD, MattRP 1999, 00 (Anniston, Ala.)	HEFLIN, KevinP 2002 (Athens, Ala.)	HUMPHREY, DrewOF 2010, 11, 12, 13 (Florence, Ala.)
DENNIS, WillC 2011, 12, 13, 14 (Decatur, Ala.)	FOGE, KeeganP 2019, 20, 21 (Murfreesboro, Tenn.)	GRIJALVA, Alan3B 1999 (Douglas, Ariz.)	HEINDL, RYANP 1999 (Weaver, Ala.)	HUNTER, BradP 1988, 89 (Lufkin, Tex.)
DOBBINS, LanceP 1996 (Bryan, Tex)	FOOTE, JeffOF 1994, 95 (St. Paul Park, Minn.)	GRIMSLEY, OrlandaOF 1987, 88 (Dothan, Ala.)	HELSTOWSKI, MarcusP 1996 (Huntsville, Ala.)	HUNTON, BrockP 2005, 06 (Dublin, Ohio)
DOUGHERTY, FrankP 2006, 07 (Rome, Ga.)	FOSTER, BrandonRHP 2007 (Henderson, Texas)	GULLEN, EddieOF 2005, 06 (Nashville, Tenn.)	HENRICH, KevinP 2023, 24 (Malvern, Pa.)	HUTTO, RobbieP 1999 (Toney, Ala.)
DOYLE, JoshOF 2012, 13 (Hartselle, Ala.)	FOULKS, Jason3B-OF 1996 (Okolona, Miss.)	GUNN, Dewayne2B 2009, 10 (Tuscumbia, Ala.)	HENRY, KevinP (Brunswick, Ohio)	HYDE, Cody1B 2004 (Florence, Ala.)
EHLMANN, LendonP 2012 (St. Charles, Mo.)	FOYTACK, Jason1B 1991, 92 (Moscow, Pa.)	GURLEY, JordanINF 2012 (Corinth, Miss.)	HENRY, MattSS 1996, 97, 98, 99 (Florence, Ala.)	INGLE, BryseP 2022 (Calhoun, Ga.)
ELIN, JasonP 2001 (Merced, Calif.)	FREELAND, Alex3B 2002 (Naples, Fla.)	GUY, ChandlerOF 2011 (Opelika, Ala.)	HENTON, BradP 2001 (Hendersonville, Tenn)	IVY, BradC 1991 (Red Bay, Ala.)
ELLIOTT, ChanceP 1994 (New Iberia, La.)	FREI, GehrigSS 2023, 24 (Alpharetta, Ga.)	GUYSE, CarltonOF 1993 (Decatur, Ala.)	HICKEY, JasonP 1994 (Soddy-Daisy, Tenn.)	JACKSON, Steve2B 1984, 85 (Ontario, Calif.)
ELLIOTT, Davis3B 2016, 17, 18, 19 (Brentwood, Tenn.)	FUGICE, JobSS 2004, 05 (Guarulhos, Brazil)	GUZAY, BrettSS 2014, 15 (Muscle Shoals, Ala.)	HILL, MitchP (Florence, Ala.)	JACKSON, ToddP 1992, 93 (Richmond, Calif.)
EMENER, AustinLHP 2021, 22 (Lizella, Ga.)	FULLER, EliOF 2005, 06, 07 (Tuscumbia, Ala.)	HABERSTOCK, WillRHP 2021, 22 (Roswell, Ga.)	HILL, Todd3B 2003 (Southaven, Miss.)	JAMES, JacobP 2020, 21, 22, 23, 24 Loretto, Tenn.)
ENDERS, MarkOF 2003, 04 (El Paso, Texas)	GALLEGOS, ChristianC 1998, 99 (Somerton, Ariz.)	HALL, ChadC 1992, 93, 94, 95, 96 (Gadsden, Ala.)	HILLIS, AndrewP 2011, 12 (Fayette, Ala.)	JAMES, MikeP 1986, 87 (Loretto, Tenn.)
ENTWISTLE, KenP 1984 (Phoenix, Ariz.)	GARDNER, DonnieC-OF 1985 (Phoenix, Ariz.)	HALL, KevinC 2015, 16 (Collierville, Tenn.)	HINTON, PatrickP 2010 (Corinth, Miss.)	JECZMIONKA, JohnP 1988 (Essexville, Mich.)
ERIKSEN, DaymonP 2013 (Grand Prairie, Texas)	GASTELUM, JohnnyP 2004 (Yuma, Ariz.)	HALL, Tyler1B 2014, 15 (Harvest, Ala.)	HOFFMAN, JuniorP 1993, 94 (Jacksonville, Fla.)	JENKINS, Brian3B/RHP 2004, 05 (Lakeside, Calif.)
ESSARY, PhilC 1987 (Corinth, Miss.)	GERARD, Sean3B, 2B 1994, 95 (Carencro, La.)	HANCOCK, MattP 2002, 03, 04, 05 (Little Rock, Ark.)	HOLLAND, Brandt1B 2017, 18 (Sheffield, Ala.)	JENKINS, LeightonSS 2024 (Collinsville, Miss.)
EUBANKS, Jeff1B 1990 (Huntsville, Ala.)	GIANNOLA, RobC 1994 (Sparks, Nev.)	HAND, BobbyP 2002, 03 (Blythe, Ca.)	HOLT, HaydenSS 2016 (Columbia, Tenn.)	JENSEN, LeviC 2021, 22, 23, 24 (Luck, Wisc.)
EVANS, PhilC 1987, 89 (Salt Lake City, Utah)	GIBSON, PatOF 1986 (Athens, Ala)	HANDLEY, MitchP 2009, 10 (Grain Valley, Mo.)	HOMAN, Reid3B/2B 2018, 19, 20, 21, 22 (Athens, Al)	JERNIGAN, PatrickC 2000 (Live Oak, Fla.)
EVANSA, CraigOF 1994 (San Jose, Calif.)	GIBSON, ToddP 2015, 16 (Hartselle, Ala.)	HARGETT, Douglas3B 1999, 00, 01, 02 (Cherokee, Ala.)	HORNBUCKLE, JohnnyP 2011, 12 (Huntsville, Ala.)	JOBE, Neill1B-OF 1996, 97 (Lewisburg, Tenn.)
EVERT, Scott1B 1988 (Carlsabad, Calif.)	GILLIKIN, JoeyOF 1999 (Yukon, Okla.)	HARPER, LukeC 2020, 21, 22 (Meridian, Miss.)	HORNER, DeWayneINF 1986 (Bismarck, N.Dak.)	JOHNSON, AndinC 2023, 24 (Amory, Miss.)
FEARS, ChrisOF 1999, 00 (Ozark, Mo.)	GILLUM, GarretSS 2017, 18, 19, 20, 21 (Madison, Ala)	HARPER, MattC 1996, 97 (Knoxville, Tenn.)	HORTON, MattSS/2B 2007, 08 (Cleveland, Ala.)	JOHNSON, DanielC 2005, 07, 08, 09 (Decatur, Ala.)
FENUS, JustinP 1996 (Mt. View, Wyo.)	GRAHAM, Josh1B 2007, 08 (Pontotoc, Miss.)	HARRIS, D.J.3B 1993 (Green Valley, Nev.)	HOUSETON, DavidOF 1998, 99 (Charlotte, N.C.)	JOHNSON, David2B 2003, 04 (Florence, Ala.)
FERGUSON, JohnRHP 2004, 05 (Berkeley, Calif.)	GRAHAM, KeithC 1986 (Houston, Tex.)	HAUCK, BrandonP 1997, 98 (Sierra Vista, Ariz.)	HOWARD, CarsonP 2022, 23, 24 (Pike Road, Ala.)	JOHNSON, OmarOF 1995, 96 (Miami, Fla.)
FERGUSON, ScottP 2011 (Saltillo, Miss.)	GRAY, DeeOF 2003 (Paducah, Ky.)	HAUSER, Aaron1B 2005, 06 (Henderson, Ky.)	HUBBUCH, Kyle1B 2015, 16, 17, 18 (Mount Juliet, Tenn.)	JONES, CaseyP 2010, 11 (Scottsboro, Ala.)
FERGUSON, TylerP 2010 (Ohatchee, Ala.)	GREEN, DarrioDH 1995 (Tupelo, Miss.)	HAYES, BrianP 1990 (Newnan, Ga.)	HUDSON, Drew2B 2019, 20, 21, 22, 23 (Arab, Ala.)	JONES, Kyle3B 2008, 09 (Independence, Mo.)
FERRIGNO, JacksonINF 2023, 24 (Farmington, Conn.)	GREEN, LanceOF 1996, 97 (Tuscaloosa, Ala.)	HAYES, TaylorOF 2013, 14, 15, 16 (Florence, Ala.)	HUDSON, WillP 2023 (Arab, Ala.)	JONES, PercyOF 1996, 97 (Bossier City, La.)
FLEMING, JustinLHP 2007, 08, 09 (Muscle Shoals, Ala.)	GREGORY, DrakeP 2010 (Columbus, Miss.)	HEAD, KenP 1989, 90, 91, 92 (Elkton, Md.)	HUFFMAN, JonP 2000 (Mt. Juliet, Tenn.)	JONES, RonaldP 1993

LION LETTERMEN 1984-2024

(Iuka, Miss.)	LAMAR, Robby P	MADEJ, Mike 2B	MENINA, Caleb P	MOZIEJKO, Mark 2B
JONES, Terry OF	1990, 91	1988, 89	2024	1990
1992, 93	(Pleasant Hill, Mo.)	(Warrenville, Ill.)	(TMorgan City, La.)	(Las Cruces, N.M.)
(Pinson, Ala.)	LAMUNYON, J.P. 3B	MAHALIK, John 3B	MESSER, Chris P	MURKS, Corey 3B
JONGEJAN, Ferenc P	2011, 12	1991, 92, 93	1997	2000, 01
2000	(Leawood, Kan.)	(Irving, Tex.)	(Tigrett, Tenn.)	(Killen, Ala.)
(Houten, Holland)	LANDERS, David P	MAJER, Zak OF	MIANOWSKI, George P	MURPHY, Collin OF
JOYNER, Tyler P	1998	2023	1996, 97	2008, 09
2017, 18	(Alpine, Ala.)	(Plantation, Fla.)	(Fort Lauderdale, Fla.)	(Tucson, Ariz.)
(East Brewton, Ala.)	LANDERS, Jim P	MALECHA, Joey P/UTIL	MILLENDER, Qualon OF	NEIMAN, Eric 3B
KAIN, Harris 1B	1993, 94	2023	2008, 09	1990, 91, 92, 93
2019, 20, 21	(Sylacauga, Ala.)	(Northfield, Minn.)	(Talledega, Ala.)	(Richlandtown, Pa.)
(Muscle Shoals, Ala.)	LANDRUM, Cedric OF	MANCOUR, Adam LHP	MILLER, Casey C	NEWBERRY, Nick C
KELLEY, Randy OF	1984, 85	2018, 19	2003	2007, 08
1984	(Sweet Water, Ala.)	(Franklin, Tenn.)	(Gadsden, Ala.)	(Fort Worth Texas)
(Florence, Ala.)	LANDRUM, Michael P	MANGHAM, Rodney OF	MILLER, Chris OF	NEWBY, Dion OF
KENNEDY, Michael C	1984	1993	1984	1996, 97
2005, 06	(Sweet Water, Ala.)	(College Park, Ga.)	(Huntsville, AL.)	(Cynthiana, Ky.)
(Leoma, Tenn.)	LANE, Jonathan 3B	MARACIGAN, Robert 1B	MILLER, Genus P	NICHOLS, Austin RHP
KIDD, Caleb SS	2022, 23, 24	1987, 88	1994, 95	2018, 19, 20, 21, 22
2007, 08	(Fort Lauderdale, Fla.)	(Tuscon, Ariz.)	(Russellville, Ala.)	(Athens, Ala.)
(Pontotoc, Miss.)	LANGSTON, Landon C	MARQUARDT, Dean P	MILLER, Ryan P	NICOTRA, Paul C
KIEFER, Ben C	2019, 20, 21	2000	2008, 09	1996, 98, 99
2019, 20, 21	(Florence, Ala.)	(Fredricksburg, Texas)	(Akerman, Miss.)	(San Juan Capistrano, Calif.)
(Southlake, Texas.)	LAPPE, Luke 1B	MARTINEZ, Danny 3B	MIRANDA, Gerardo C	NIX, Mike OF
KINGMA, Evan P	20023	1999	2019, 20, 21	1989
2023, 24	(Meriden, Conn.)	(Franklin, Tenn.)	(Clearwater, Fla.)	(Chicago, Ill.)
(Bellingham, Wash.)	LARKIN, Mike 1B	MARTINEZ, Joe P	MITCHELL, Cole SS	NIXON, Rob OF
KIRKPATRICK, Mike 2B	1986	1990, 91, 93	2008, 09	1992, 93, 94
1990	(Florence, Ala.)	(Stockton, Calif.)	(Lester, Ala.)	(Mississauga, Ontario, Canada)
(West Lawn, Pa.)	LAWS, Jacob LHP	MARRS, Nick P	MITCHELL, Trey P	NOBRIGA, Ryan OF
KISER, Conner OF	2018, 19, 20, 21	2004, 05	2008, 09, 10, 11	1995, 97
(Haleyville, Al)	(Loretto, Tenn.)	(Thompson Station, Tenn.)	(Florence, Ala.)	(Ben Lamond, Calif.)
KIZER, Brandon C	LEE, Sam 2B	MARTINEZ, Jose P	MITCHUM, Jerry 1B	NODA, Micah P
2001, 02	1997, 98	1988, 89	1990	2002
(Batesville, Miss.)	(Maryville, Tenn.)	(Carolina Bay, Puerto Rico)	(Fairfield, Ohio)	(Live Oak, Fla.)
KLEPPER, Brian P	LEFOY, Chris P	MATHIS, Tate OF	MOATES Mark P	NOLAND, Bradley OF
1993	1992	2017, 18, 19, 20	1988	2013, 14
(Iola, Kan.)	(Cleveland, Tenn.)	(Hartselle, Ala.)	(Clanton, Ala.)	(Collierville, Tenn.)
KOSA, Steve 1B-OF	LENTZ, Steve 2B	MATT, David P-3B	MOCKABEE, Nic OF	NORTH, Dan P-1B
1998, 99	1992	1986, 87	2000, 01	1991
(Liberty, Mo.)	(Lewisburg, Tenn.)	(Port Arthur, Tex.)	(Murfreesboro, Tenn.)	(Brentwood, Tenn.)
KLUG, Mike 2B	LESTER, Dennis P	MAJER, Zak OF	MOBLEY, Drew P	ODOM, Shane 3B
2004, 05	1988	2022, 23, 24	2012, 13	1995, 96
(Mandan, N. Dak.)	(Brenham, Tex.)	(Plantation, Fla.)	(Huntsville, Ala.)	(Altamonte Springs, Fla.)
KNERR, Andrew C	LOCKETT, T.J. OF	McCARLEY, MORGAN P	MOORE, Brett C	O'HEARN, Paul P
2006, 07	2017, 18	2013	2014	1993
(Killen, Ala.)	(Brent, Ala.)	(Vina, Ala.)	(Ashford, Ala.)	(Santa Ana, Calif.)
KNIGHT, Andrew UTIL	LOPEZ, Robert P	McCOY, Chad C	MOORE, Darrmal OF	OTTE, Duane OF
2023, 24	1984, 85	2002, 03	2012	1987, 88
(Vestavia Hills, Ala.)	(Port Author, Tex.)	(Checotah, Okla.)	(Wiggins, Miss.)	(Tuscon, Ariz.)
KNIGHT, Taylor P	LORD, Cliff P	McDONALD, Jayeson P	MOORE, Jeff OF	PAATALO, Bill P
2016	1998, 99	2001	1991	1987
(Huntsville, Ala.)	(Montgomery, Ala.)	(Northport, Ala.)	(LaGrange, Ga.)	(St. Paul, Minn.)
KORPI, Daniel OF	LOVELL, Mitchell OF	McGREGOR, Nick SS	MOORE, Kyle P	PAGANELLI, Denny OF
2011, 12	2015, 16	2010, 11	2019, 20, 21	1997, 98, 99, 00
(Trinity, Ala.)	(Florence, Ala.)	(Pontotoc, Miss.)	(Coldwater, Miss.)	(Cincinnati, Ohio)
KOVACS, Robert RHP	LOVING, Bryant INF	McGREGOR, Rob OF	MOORE, Marvelle SS	PALMER, Randy C
2004	2024	1990	1993, 94, 95, 96	1992
(Las Vegas, Nev.)	(Nasville, Tenn.)	(Oshawa, Ontario, Canada)	(Okolona, Miss.)	(Amory, Miss.)
KROEGER, Cory P	LUNDBORG, Thomas C	McINTYRE, Dominick OF	MORALE, Alberto SS	PARKER, Drew C
2003, 04, 05, 06	2013, 14	2021, 22, 23, 24	1997, 98	2011, 12
(Franklin, Tenn.)	(Brentwood, Tenn.)	(Lawrenceville, Ga.)	(Montgomery, Ala.)	(Powder Springs, Ga.)
KRUMBACK, Mark SS	LUNDGREN, John LHP	McKINNEY, Dustin P	MORLAND, Clay SS/2B	PARKER, Ross OF
1986, 87	2021, 22	2002, 03, 04	2018	2007, 08, 09, 10
(Albuquerque, N. Mex.)	(Buffalo Grove, Ill.)	(Tuscaloosa, Ala.)	(Decatur, AL)	(Moulton, Ala.)
KRUSE, Rich P-1B	MACHADO, Kyle 1B	MEDINA, Octavio 2B	MORRIS, Will P	PARRISH, Brycen RHP
1992, 93	2023, 24	1994	2022, 23	2021, 22, 23, 24
(Crystal Lake, Ill.)	(Punta Gorda, Fla.)	(Tustin, Calif.)	(Plainfield, Ill.)	(Florence, Ala.)
LALONDE, Craig OF	MACK, Lorenzo OF	MEDLEY, Cade P	MOTHERSHED, Jared OF	PARTEN, Ty P
1991	2004	2013, 14	2010, 11	1995, 96
(Hawaiian Gardens, Calif.)	(Hodgenville, Ky.)	(Harvest, Ala.)	(Tuscumbia, Ala.)	(Thomasville, Ala.)
LAMAR, Jacob OF	MACPHERSON, David P	MENDENHALL, Mike 1B	MOUSER, Nathan P	PATE, Alan C
2010	1994	2004, 05	2006	1993, 94, 95, 96
(Rogersville, Ala.)	(Toronto, Ontario, Canada)	(Blue Springs, Mo.)	(Defiance, Ohio)	(Cordova, Ala.)

LION LETTERMEN 1984-2024

PATTERSON, Ryan P 1993, 94 (Tonganoxie, Kan.)	REENTERIA, Jimmy 1F 1988, 89 (Somerton, Ariz.)	SEABROOK, Ben P 2012, 13 (Huntsville, Ala.)	SMITH, Sammy RHP 2004, 05 (Parrish, Ala.)	TERRY, Josh SS 2003, 04 (Town Creek, Ala.)
PAULSON, Gary C 1986 (Chicago, Ill.)	REYNOLDS, Heath P 1995, 96 (Corsicana, Tex.)	SEARCY, Michael 2B 2000, 01 (St. Joseph, Mo.)	SMITH, Scott INF 1985 (Appleton, Wis.)	TERRY, Mason P 2009 (Decatur, Ala.)
PERIALAS, Jim P 1984, 85 (Wilmington, Del.)	RICHARDS, Britt INF-OF 1984, 85, 86 (Corinth, Miss.)	SERRANO, Eddie INF 1986 (Bisbee, Ariz.)	SNELL, Mack OF 1997, 98 (Artesia, Miss.)	THOMAS, Hunter C 2012 (Muscle Shoals, Ala.)
PERRY, Scott P 1997 (Cullman, Ala.)	RICHARDSON, Tyler P 2011 (Meridian, Miss.)	SESSIONS, Joel P 2011 (Muscle Shoals, Ala.)	SOCKWELL, Peyton SS 2016, 17, 18, 19 (Lawrenceburg, Tenn.)	THOMAS, Payton C 2014, 16, 17, 18 (Arab, Ala.)
PETER, Mike OF-INF 1987, 88 (Waterloo, Iowa)	RICHTER, Bryce RHP 2021, 22, 23, 24 (Excelsior, Miss.)	SEXTON, Mitch 1B 1993 (Vallejo, Calif.)	SOWIZROL, Rod P 1992 (Des Plaines, Ill.)	THOMAS, Peyton 3B 2019, 20, 21, 22, 23 (Phil Campbell, Ala.)
PETERSON, Monte P 2004 (Lincoln, Neb.)	RICKETTS, Dale C 2011 (Lara, Australia)	SHELTON, David OF 1994, 95 (Kansas City, Kan.)	SPARKMAN, Chris P 2016, 17 (Decatur, Ala.)	THOMPSON, Bryant P 2005 (Tuscumbia, Ala.)
PETTY, Quinn 3B 2022, 23, 24 (Cumming, Ga.)	RIDLEY, Sammie P 1992 (Arcadia, Fla.)	SHELTON, Harry OF 1984, 85, 86 (West Point, Miss.)	STACEY, D.J. OF 2005 (Reno, Nev.)	THRASHER, Austin INF/OF 2021, 22 (Dothan, Ala.)
PICOS, Humberto P 1997 (Nogales, Ariz.)	RINOLO, Brian 3B 1992 (Cheektowaga, N.Y.)	SHEPHERD, Jarrett OF 2007, 08 (Northport, Ala.)	STAFFORD, Tony SS 1989 (Southaven, Miss.)	THRONEBERRY, Grayson INF 2020, 21 (Decatur, Ala.)
PIGG, Kelly P 1987, 88 (Des Moines, Iowa)	RITTER, Jeffrey OF 2008, 09 (South Rockwood, Mich)	SHEPHERD, Will P 2023 (Alpharetta, Ga.)	STEPHENSON, Kyle P 2014, 15 (Booneville, Miss.)	THROWER, Judd 1B 2000 (Yuma, Ariz.)
PIGNOTTI, Nick P 1985 (Upland, Calif.)	RIVERA, Jesus P 1987, 88 (Bayamon, Puerto Rico)	SHERIDAN, Mike C 1985 (Upland, Calif.)	STERLACCI, Vic P 1989, 91 (Carteret, N.J.)	TIPPEE, Jake 1B-P 2003, 04 (Wildwood, Mo.)
PINGETON, Anthony P 2024 (Charlton, Miss.)	RODI, Pete INF 1984, 85 (Del Mar, Calif.)	SHOLLENBERGER, Brian 1992, 93, 94, 95 (Hamburg, Pa.)	STEWART, Dylan P 2016, 17 (Columbia, Tenn.)	TITTLE, Mathew SS 2013, 14 (Decatur, Ala.)
PISCHKE, Jason P 2002, 03 (Rendwick, Iowa)	ROGERS, Charlie OF 1989 (Cullman, Ala.)	SHROUDER, Randall P 2008 (Dallas, Texas)	STILLMAN, Josh RHP/3B 2018, 19 (Columbus, Miss.)	TITUS, Kurt P-1B 1991, 92 (Tullahoma, Tenn.)
POLLARD, Trey OF 2006, 07, 08, 09 (Mobile, Ala.)	ROGERS, Paul P 1995, 96 (Atoka, Tenn.)	SHROUT, Mark C 1984, 85 (Huntsville, Ala.)	STOCKWELL, Peyton SS 1984, 85 (Lawrenceburg, Tenn.)	TORISKY, John OF 2002, 03 (Millstedt, Ill.)
PORCH, Chase 1B/P 2009, 10 (Blue Springs, Miss.)	ROMO, Sergio RHP 2004 (Brawley, Calif.)	SHUMWAY, Levi 2B 2005 (Boise, Idaho)	STOGBER, John Allen P 2024 (Huntsville, Ala.)	TRAGLIA, Devan P 2016, 17 (Florence, Ala.)
POUNDERS, David P 1984 (Hartselle, Ala.)	ROSAR, Eric P-1B 1991 (Dallas, Tex.)	SIMPSON, Derrick RHP 2007 (Walls, Miss.)	STROTH, Blake 2B 2010, 11 (Topeka, Kan.)	TRAGLIA, Tanner P 2016 (Florence, Ala.)
PRIEST, Shane P 2017, 18 (St. Pete Beach, Fla.)	ROSSON, Blake 1B 1985, 86 (Big Springs, Tex.)	SINGEWALD, Reid OF 2019, 20, 21, 22 (Norwalk, Conn.)	SULLIVAN, Billy OF 1988 (Poway, Calif.)	TRAILOR, Randy P 1984 (Denver, Colo.)
PUGH, Brandon OF 2015, 16 (Grove Hill, Ala.)	SAMPLES, Aaron P 1988, 89 (Boonton, N.J.)	SKYLES, Joe INF 2006 (Ozark, Missouri)	SULLIVAN, Kent P 1990, 91 (Signal Mt., Tenn.)	TUCKER, Drake OF 2016, 17 (Florence, Ala.)
PYKE, Ben C 1998 (Baulkham Hills, Australia)	SANDERS, Blake C 2010 (Troy, Ala.)	SLOAN, Jake P/DH 2011, 12 (Amory, Miss.)	SUMMY, Zach 1B 2010, 11 (Florence, Ala.)	TURNBULL, Neil P 1995 (Ontario, Canada)
QUICK, Steven P 1995, 96, 97 (East Hampton, N.Y.)	SANDERSON, Riley P 2012, 13, 14, 15, 16 (Owens Cross Roads, Ala.)	SLOAN, Jeff P 1998, 99 (Waycross, Ga.)	SWIFT, Bryan 2B 2001, 02 (Belville, Ill.)	TURNER, Frankie P 1984, 85, 86 (Columbus, Miss.)
RAGLAND, Paul P 1988, 89, 90 (New Market, Ala.)	SARKON, Steve P 1986, 87 (Rochester, Mich.)	SMIRNOFF, Shawn P 2015, 16 (Eclectic, Ala.)	SYKES, Dane P 2024 (Columbia, Tenn.)	UNDERWOOD, Nathan 3B 1995 (Bedford, Ind.)
RAMIREZ, J.D. 2B 1987, 88 (Douglas, Ariz.)	SCHAFFER, Jeff RHP 2007, 08 (Hamilton, Miss.)	SMITH, Garrett OF 2020, 21, 22 (Franklin, Tenn.)	TALLEY, Blake P 2015, 16 (Brownsboro, Ala.)	URDA, Jake 3B 2007, 08 (Binghamton, N.Y.)
RANKIN, Will P 2010 (Hartselle, Ala.)	SCINTA, Cosi P 2020, 21 (Tamarac, Fla.)	SMITH, Jake P-OF 2014, 15 (West Point, Miss.)	TAYLOR, Darren OF 1991, 92 (Swift Current, Canada)	VAN FECHTMANN, Brad P 2012, 13 (East Greenwich, RI)
REDMAN, Vito OF 2000, 01 (Ducanville, Ala.)	SCHMIDT, Michael 2B 2011, 12 (Powder Springs, Ga.)	SMITH, Jess C 2015, 16 (Fort Payne, Ala.)	TEAL, Colton P 2019, 20, 21 (Spring Hill, Tenn.)	VANDENHEUVEL, Matt P 2008, 09 (Chandler, Ariz.)
REED, A.J. 2B 2006, 07 (London, Ontario)	SCOLAMIERO, Kent 2B 1993, 94 (Stone Mountain, Ga.)	SMITH, Rudy P 2001 (Slidell, La.)	TEPE, Brandon P 2008, 09 (Mishawka, Ind.)	WAID, Bryan OF 1996 (Jasper, Ala.)
REED, London P 1998, 99 (Bartlett, Tenn.)	SCOTT, B.J. 3B 1998, 99 (Havasu City, Ariz.)	SMITH, Rusty OF 1989, 90, 91, 92 (Talmage, Pa.)	TERRELL, Billy OF 1986, 87, 88, 89 (Florence, Ala.)	WAKEFIELD, Jordan C 2009, 10

LION LETTERMEN 1984-2024

(Collierville, Tenn.) WALKER, Alfred1B 1984	(Lakeland, Fla.) WILFAWN, Chad2B-OF 2003, 04
(Columbus, Miss.) WALKER, EthanOF 2023, 24	(Jefferson City, Mo.) WILLIAMS, Kevin3B 2009, 10
(Kansas City, Kan.) WALL, ChanningP 2017, 18	(Corinth, Miss.) WILLINGHAM, JoshSS-2B 1998, 99, 00
(Louisville, Miss.) WALLACE, LaneP 2017, 18	(Florence, Ala.) WILLIS, BradleyP 1998, 99
(Hueytown, Ala.) WALTERS, JustinP 2006, 07, 08	(Florence, Ala.) WILLIS, KentP 1984
(Huntsville, Ala.) WARD, DavidOF 1985, 86	(Columbus, Miss.) WILLIS, Mario2B 2000
(Russellville, Ala.) WARD, JakeOF 2013, 14	(Hollandale, Miss.) WILLOUGHBY, JodyP 2000
(Russellville, Ala.) WATKINS, Jon3B 1989	(Southside, Ala.) WILSON, AlexOF 2024
(Bay City, Tex.) WATKINS, MichaelP 2012, 13	(Hoover, Ala.) WILSON, EricP 2013
(Shelbyville, Tenn.) WATSON, Ridge1B 2018, 19	(Southaven, Miss.) WOOD, Heath2B/OF 2015, 16
(Arab, Ala.) WEBSTER, RobP 1993	(Corinth, Miss.) WOOD, JohnC 1988
(Baltimore, Md.) WEEMS, MikeC 1990, 91	(Brenham, Tex.) WREN, DanielP 2000, 01
(Bay St. Louis, Miss.) WELBORN, JoshP 2000, 01, 02, 03	(Ft. Towson, Okla.) YATES, KyleOF 2004, 05
(Haleyville, Ala.) WELCH, DuiteP 2000, 01	(Jackson, Tenn.)
(Lubbock, Tex.) WEST, JordanLHP 2007, 08, 10	
(Florence, Ala.) WEST, KCP 2002, 03	
(Mesquite, Tex.) WEST, RyanINF/OF 2024	
(Madison, Ala.) WESTERHOUSE, JacobP 2012, 13, 14, 15	
(Huntsville, Ala.) WHEELER, AdamOF 2001, 02	
(East Gadsden, Ala.) WHEELER, MartyP 1993, 94, 95, 96	
(Jacksonville, Ala.) WHEELER, Todd3B 1997, 98	
(Piedmont, Ala.) WHIDBY, WallyP 1998, 99	
(Franklin, Tenn.) WHITEHEAD, WendellOF 1992	
(Lawrence, Miss.) WHITMAN, LeeC 1991, 92, 93	
(Ardmore, Ala.) WIESE, EricOF 1989	

LION'S POST SEASON BASEBALL HISTORY

LIONS IN GSC TOURNAMENT

North Alabama has an all-time 47-42 record in the GSC Tournament with five GSC Tournament championships in 1984, 1989, 1993, 1997 and 1999.

UNA was 10-14 in the GSC Tournament under Mike Keehn.

1981 Cleveland, Mississippi

Delta State 11, North Alabama 0
Mississippi College 7, North Alabama 0

1982 Jacksonville, Alabama

Jacksonville State 15, North Alabama 7
North Alabama 19, Tennessee-Martin 10
Delta State 14, North Alabama 5

1984 Martin, Tennessee

North Alabama 17, Delta State 4
North Alabama 10, West Georgia 2
North Alabama 4, West Georgia 0
Florence, Alabama
North Alabama 4, Mississippi College 1
North Alabama 16, Mississippi College 5

1985 Cleveland, Mississippi

North Alabama 11, Jacksonville State 1
Tennessee-Martin 8, North Alabama 3
Delta State 9, North Alabama 5

1986 Jacksonville, Alabama

North Alabama 9, West Georgia 3
Tennessee-Martin 6, North Alabama 5
North Alabama 12, West Georgia 7
North Alabama 10, Tennessee-Martin 7
Jacksonville State 15, North Alabama 5

1987 Troy, Alabama

North Alabama 9, Jacksonville State 5
Troy State 13, North Alabama 8
North Alabama 9, Delta State 6
Troy State 8, North Alabama 4

1989 Jacksonville, Alabama

North Alabama 14, Jacksonville State 5
North Alabama 9, Delta State 5
Jacksonville State 8, North Alabama 6
North Alabama 9, Jacksonville State 0

1990 Florence, Alabama

Jacksonville State 9, North Alabama 4
Troy State 9, North Alabama 4

1991 Troy, Alabama

North Alabama 5, Troy State 1
Delta State 2, North Alabama 0
Jacksonville State 10, North Alabama 0

1992 Florence, Alabama

Valdosta State 4, North Alabama 3
West Alabama 10, North Alabama 4

1993 Valdosta, Georgia

North Alabama 3, Jacksonville State 2
North Alabama 4, Valdosta State 3
North Alabama 7, Jacksonville State 6

1994 Livingston, Alabama

Delta State 7, North Alabama 6
Valdosta State 5, North Alabama 2

1995 Florence, Alabama

North Alabama 17, West Alabama 1
Valdosta State 2, North Alabama 0
North Alabama 9, West Alabama 4
North Alabama 5, Valdosta State 2
Valdosta State 6, North Alabama 5 (11 innings)

1997 Florence, Alabama

North Alabama 6, Arkansas Tech 4
North Alabama 13, Southern Arkansas 8
North Alabama 19, Delta State 6
North Alabama 8, Delta State 7 (10 innings)

1998 Cleveland, Mississippi

North Alabama 9, Arkansas Tech 5
Alabama-Huntsville 8, North Alabama 6
North Alabama 16, Central Arkansas 11
Alabama-Huntsville 6, North Alabama 4

1999 Florence, Alabama

North Alabama 8, Southern Arkansas 7
North Alabama 9, Alabama-Huntsville 7
North Alabama 12, Delta State 3
Delta State 5, North Alabama 2
North Alabama 10, Delta State 7

2000 Cleveland, Mississippi

North Alabama 10, Delta State 8
Montevallo 7, North Alabama 2
North Alabama 10, Alabama-Huntsville 6
North Alabama 23, Montevallo 19
Delta State 11, North Alabama 1

2002 Millington, Tennessee

Harding 13, North Alabama 6
Delta State 8, North Alabama 2

2005 Millington, Tennessee

North Alabama 9, Arkansas-Monticello 2
West Alabama 9, North Alabama 5
North Alabama 7, Montevallo 3
North Alabama 9, Delta State 4
North Alabama 7, West Alabama 6
West Alabama 9, North Alabama 4

2006 Millington, Tennessee

North Alabama 8, Ouachita Baptist 4
North Alabama 7, Central Arkansas 4
Southern Arkansas 11, North Alabama 10 (11 innings)
West Florida 6, North Alabama 2

2008 Millington, Tennessee

Delta State 6, North Alabama 2
West Alabama 11, North Alabama 5

2010 Cleveland, Mississippi

North Alabama 8, Arkansas Tech 3
North Alabama 12, West Florida 6
Valdosta State 18, North Alabama 1
Southern Arkansas 12, North Alabama 2

LION'S POST SEASON BASEBALL HISTORY

- 2011 Millington, Tennessee**
North Alabama 10, Delta State 5
Harding 5, North Alabama 2
Arkansas Tech 4, North Alabama 3 (11 inn.)
- 2012 Rome, Georgia**
Valdosta State 4, North Alabama 1
North Alabama 19, Christian Brothers 1
North Alabama 5, West Georgia 1
North Alabama 9, Alabama-Huntsville 8
Delta State 4, North Alabama 0
- 2013 Chattanooga, Tenn.**
Valdosta State 4, North Alabama 2 (12 inn.)
North Alabama 10, Christian Brothers 5
Carrollton, Ga.
West Georgia 2, North Alabama 0
- 2014 Birmingham, Ala.**
Alabama-Huntsville 3, North Alabama 2 (12 inn.)
North Alabama 8, West Georgia 3
Valdosta State 6, North Alabama 5 (10 inn.)
- 2017 Cleveland, Miss.**
North Alabama 5, West Florida 4
North Alabama 3, Mississippi College 2
West Alabama 5, North Alabama 2
- 2018 Cleveland, Miss.**
Mississippi College 8, North Alabama 4
Delta State 7, North Alabama 5
West Alabama 3, North Alabama 1

GSC TEAM OF THE DECADE

FIVE LIONS NAMED TO GSC TEAM OF THE DECADE FOR 2001-10

BIRMINGHAM, Ala. -- Former University of North Alabama All-Americans **Douglas Hargett** and **James Barksdale** led a group of five former Lions selected for the Gulf South Conference Baseball Team of the Decade. Hargett and Barksdale were first-team all-decade selections. UNA's **Matt Horton**, **Brian Jenkins** and **Jeffery Ritter** were second-team all-decade picks.

Players could only be nominated for the All-Time Team if they competed in at least two seasons during the decade and also earned at least one All-GSC First Team honor. Each squad was broken up into first and second teams.

Chosen at first base, Hargett played for the Lions from 1999-2002 and is one of the most decorated athletes in school history. He was first-team All-GSC in 2001 and 2002 and first-team ABCA All-South Region in 2002 and second-team in 2001. He was an ABCA third-team All-American pick in 2002 and won three GSC Player of the Week awards in 2002. He was a recipient of the GSC Commissioner's Trophy in 2001 and 2002 and Disney's Wide World of Sports Conference Commissioner's Association National Male Athlete of the Year in 2001 and 2002 and Disney's Wide World of Sports Conference Commissioner's Association Regional Male Athlete of the Year in 2001 and 2002. He was Academic All-GSC and ESPN The Magazine Academic All-District in 2000, 2001 and 2002 and was ESPN The Magazine Academic All-America in 2000, 2001 and 2002. He was also named ESPN The Magazine Academic All-America of the Year for collegiate baseball in 2001 and 2002. He ranked 15th nationally in Division II batting in 2001 with a .445 average. He played in 192 career games, had a .366 career batting average (243 of 659), 167 runs scored and 168 RBI, 88 extra base hits and 23 home runs.

A first-team selection, Barksdale played for the Lions from 2004-2006. He was first-team All-GSC in 2005 and 2006 and was the 2006 GSC East Division Player of the Year. He was first-team ABCA All-American in 2006. A three-year starter in the outfield, he earned two GSC Player of the Week honors. He led Division II in stolen bases as a junior in 2006 (59-of-69) and he ranked seventh nationally in 2005 (40-of-44). Barksdale hit .436 as a junior with 105 hits, 67 runs scored and 38 RBI. He finished with a .391 career batting average and his 261 hits is a UNA career record – set in just three seasons. He had 164 career runs scored, 92 runs batted in, 42 doubles, 17 triples, and 109 stolen bases in 128 attempts. He was drafted in the fourth round of the 2006 MLB draft by the Pittsburgh Pirates...

SECOND-TEAM ALL-DECADE BIOS

Name: **Jeffery Ritter** School: North Alabama
Pos.: OF Years Played: 2008-2009

First-team All-GSC in 2008 and 2009...Daktronics All-South Region in 2008...
Two GSC East Player of the Week awards...Hit .414 as a junior with 45 runs scored, 52 RBI, 23 extra-base hits and 16 steals...Hit .389 as a senior with 46 runs scored and 47 RBI, 18 extra-base hits and 25 steals...

Name: **Matt Horton** School: North Alabama

Pos.: 2B Years Played: 2007-08

First-team All-GSC in 2007 and 2008...Second-team All-South Region in 2008...
One GSC Player of the Week award in 2008...Division II national leader in sacrifice bunts in 2007...Hit .358 as a junior with 38 runs scored, 38 RBI and 20 steals in 23 attempts...Hit .369 as a senior with 39 runs scored, 29 RBI and nine steals...

Name: **Brian Jenkins** School: North Alabama

Pos.: DH Years Played: 2004-05

First-team All-GSC DH in 2004...GSC All-Tournament in 2005...Hit .364 as a junior with 23 runs scored and 26 RBI...Hit .383 as a senior with 45 runs and 43 RBI, also walked 21 times and was hit-by-pitch nine times...

GSC BASEBALL EAST DIVISION ALL-DECADE TEAM (2001-10)

FIRST TEAM

Pos. Name School Years Played Notable Achievement

C Wade Vincent LMU 2001-02 Two-time All-GSC First Team; Career Average: .403

1B Douglas Hargett UNA 1999-02 Back-to-back Men's Commissioner's Trophy (1 of only 2)

2B Ron Riddle UWG 2001-02 Two-time All-GSC First Team at two positions

3B Rob Dahlberg UWA 2006-09 Four-time All-GSC (Three-time First Team)

SS Wes Long UAH 2001-04 2003 GSC East Division Player of the Year

DH Walt Simmons UWA 1999-02 UWA career leader in doubles, home runs & total bases

OF Trent Preuitt UM 2002-05 2005 GSC East Division Player of the Year

OF J.D. Pruitt UM 2006-07 Stole 74 bases in two seasons with 22 home runs.

OF James Barksdale UNA 2004-06 Division II Stolen Base Champion in 2006 (59 in 69 att.)

OF Brandon Decker VSU 2009-10 Two-time First Team All-America (43 HR in two years)

OF Peter Antoske UWF 2004-07 Four-time All-GSC (Three-time First Team)

SP Adam Bass UAH 2001-03 Two-time All-GSC First Team; 2003 All-America

SP Brandon Dill UWA 2005-08 2008 South Central Region Pitcher of the Year

SP Todd Androsko UWF 2003-06 Four-time All-GSC (Three-time First Team)

SP Bryan Lee UWF 2002-05 Three-time All-GSC (Two-time First Team)

RP Zach Andrews UM 2005-08 Tied for most GSC career saves

Coach Gary Rundles UWA 2001-Present Six-straight GSC Tournaments (2005 Champions)

*Unanimous Selections in BOLD

GSC East Division Player of the Decade—Rob Dahlberg, West Alabama

GSC East Division Pitcher of the Decade—Brandon Dill, West Alabama

SECOND TEAM

Pos. Name School Years Played Notable Achievement

C Jake DeRoy UWA 2005-08 Two-time All-GSC First Team

1B Daniel Tankersley UM 2006-07 2007 GSC East Division Player of the Year

2B Matt Horton UNA 2007-08 Division II National Leader in Sacrifice Bunts in 2007

3B Travis Fultz UM 2006-07 Tied NCAA Record for Grand Slams in a Game (2 in 2006)

SS Robert Morgan VSU 2004-05 Tied NCAA Record for Doubles in a Season (32 in 2004)

DH Brian Jenkins UNA 2004-05 All-GSC First Team in 2004 and All-Tournament in 2005

OF Jeffery Ritter UNA 2008-09 Two-time All-GSC First Team

OF John McDonald VSU 2004-05 Two-time All-GSC First Team

SP Adam Lingenfelter VSU 2003-04 Two-time All-GSC and GSC All-Tournament Team

SP Mike Schmitt UWA 2008-09 Two-time All-GSC First Team

SP Kevin Johnson UWF 2009-10 Threw UWF's First No-Hitter in Division II (2010)

SP Kyle Ramsey UWF 2005-09 One of only four UWF players with three All-GSC honors

RP Justin Lamb VSU 2006-08 Two-time All-GSC; 2008 First Team All-America

Coach Greg Goff UM 2004-07 2006 ABCA Region Coach of the Year

GSC TEAM OF THE DECADE

FOUR LIONS NAMED TO GSC TEAM OF THE DECADE FOR 2011-20

BIRMINGHAM, Ala. -- The University of North Alabama had four of its former baseball players named to the Gulf South Conference Baseball Team of the Decade for the 2010s, with former Lion Tyler Joyner selected as the GSC Pitcher of the Decade.

Joyner was the only UNA player named to the first-team, while second baseman Michael Schmidt, third baseman Kyle Hubbuch and pitcher Chad Boughner were selected for second-team honors.

A native of East Brewton, Ala., Joyner was a two-time GSC Pitcher of the Year selection in 2017 and 2018. A two-time first-team All-GSC and two-time first-team All-Region selection as well, he won five GSC Pitcher of the Week awards in two seasons. Joyner had an 18-7 career record, including a 10-2 mark in 2017. He ranks second in school history with 210 career strikeouts and is just the second pitcher in UNA history to pitch more than 100 innings in two different seasons with 103.2 in 2017 and 105.2 in 2018. He threw 13 complete games in 28 career starts with the Lions. He ranked fourth in Division II in complete games in 2017 (7) and 15th in 2018 (6).

Joyner is currently with the Baltimore Orioles organization.

A Powder Springs, Ga., native, Schmidt was a two-time, first-team All-GSC selection in 2011 and 2012. He also earned All-South Region Tournament team honors in 2011.

Schmidt hit .377 as a senior with 56 runs scored and 39 runs batted in. He was successful on 25 of his 29 stolen base attempts and had a .482 on base percentage with 42 walks. He hit .348 as a junior with a .462 on base percentage, 39 walks and 29 steals in 33 attempts.

Hubbuch, from Mount Juliet, Tenn., was a first-team All-GSC selection in 2018 and second-team All-GSC pick in 2017. He earned Honorable Mention All-American honors from Daktronics and the National Collegiate Baseball Writers Association in 2018. A four-year starter at UNA, he played in 188 career games with 671 at bats, 154 hits, 147 runs scored, 171 runs batted in, 45 doubles and 94 bases on balls. He set school records with 39 career home runs and 383 career total bases. He finished 11th in the nation in walks in 2018.

A Florence, Ala., native, Boughner pitched for the Lions in 2009 and from 2011-13. He set a school record with 31 career wins and was a first-team All-GSC pick in 2012 and a second-team selection in 2011. The 2012 NCBWA South Region Pitcher of the Year, Boughner earned NCBWA All-American honors in 2012 and was honorable mention All-American by Daktronics. A first-team All-South Region honoree in 2012, he finished second in nation in strikeouts in with 115.

A four time GSC Pitcher of the Week, Boughner set a school record with 114.2 innings pitched in 2012. With 56 career appearances, he set a school-record with 52 starts, as well as school career records with 331.0 innings pitched and 280 career strikeouts. He finished with a 31-13 career record at UNA.

GSC BASEBALL EAST DIVISION ALL-DECADE TEAM (2011-20)

FIRST TEAM

Pos. Name, School

C - Bryant Hayman, Valdosta State
1B - Zack Shannon, Delta State
2B - Trent Giambone, Delta State
3B - Mitch Holgate, West Alabama
SS - Grant DeBruin, Alabama-Huntsville
OF - Chandler Brock, Alabama-Huntsville
OF - Nick Delgado, West Alabama
OF - Will Robertson, Delta State
OF - Colton Simback, Alabama-Huntsville
DH - A.J. Walden, Alabama-Huntsville
SP - Jordan DeLorenzo, West Florida
SP - Tre Hobbs, Delta State
SP - Tyler Joyner, North Alabama
SP - Jake Stephens, West Florida
RP - Benjamin Weil, Valdosta State

SECOND TEAM

Pos. Name, School

C - Tyler Krabbe, Montevallo
1B - Blaine Crim, Mississippi College
2B - Michael Schmidt, North Alabama
3B - Jyle Hubbuch, North Alabama
SS - Alex Greene, West Florida
OF - Clay Casey, Delta State
OF - Jordan Chovanec, Delta State
OF - Cade Marlowe, West Georgia
OF - Michael Vinson, Delta State
DH - Christian Glisson, Valdosta State
SP - Beth Birdsong, Delta State
SP - Chad Boughner, North Alabama
SP - Joshn Branstetter, Delta State
SP - Fernando Gonzalez, West Alabama
RP - Luke Mould, Alabama-Huntsville

Player of the Decade

Zack Shanon, Delta State

Pitcher of the Decade

Tyle Joyner, North Alabama

Coach of the Decade

Mike Kinnison, Delta State

UNA TEAM OF THE DECADE, 2010-19

FLORENCE, Ala. -- The University of North Alabama is honored 18 former Lions with selection to the UNA Baseball Team of the Decade for the 2010s.

The selections were made by a panel of UNA athletic department personnel.

The infielders selected were first baseman Josh Cyr of Huntsville, Ala., second baseman Michael Schmidt of Powder Springs, Ga., shortstop Brett Guzay of Muscle Shoals, Ala., third baseman Kyle Hubbuch of Moun Juliet, Tenn., and catcher Kevin Hall of Collierville, Tenn.

Outfielders selected were Jake Ward of Russellville, Ala., Drake Tucker of Florence, Ala., and Chase Porch of Blue Springs, Miss.

Jake Sloan of Amory, Miss., was selected as the designated hitter, with Dylan Boston of Sheffield, Ala., and Josh Carpenter of Harvest, Ala., named as utility players.

The starting pitchers, who combined for 109 wins in their collective careers, are Chad Boughner of Florence, Ala., Brantley Claunch of Florence, Ala., Tyler Joyner of East Brewton, Ala., Trey Mitchell of Florence, Ala., and Riley Sanderson of Owens Cross Roads, Ala.

The relief pitchers selected are Channing Wall of Louisville, Miss., and Jacob Westerhouse of Huntsville, Ala.

1B - Josh Cyr (2010-13) Huntsville, Ala.

Cyr played in more games and had more starts than any player in UNA baseball history. A four-year starter at first base he played in 210 total games with 208 starts. He was named first-team All-GSC in 2013 and second-team All-GSC in 2012. He finished his time at UNA with 664 career at bats, 198 hits, 158 runs scored, 166 runs batted in, 48 doubles, 24 home runs, 318 total bases, 127 career walks and was hit by pitch 71 times. He ranks in the top six in UNA history in all of those categories and holds the school record for most bases on balls and most times hit-by-pitch. In the field, he had a school-record 1,594 total fielding chances and he recorded a school record 1,457 putouts. He won two South Region Player of the Week honors and three GSC Player of the Week awards. In 2012, he was also second-team Daktronics All-South Region and he earned Academic All-GSC honors in 2013.

2B - Michael Schmidt (2011-12) Powder Springs, Ga.

A member of the Gulf South Conference Team of Decade, Schmidt was a two-time first-team All-GSC selection in 2011 and 2012. An All-South Region Tournament team member in 2011, he earned second-team Daktronics All-South Region. and second-team NCBWA All-South Region. honors in 2012 and was a All-GSC Tournament pick as well in 2012.. He hit .377 as a senior with 56 runs scored and 39 RBI, while stealing 25 bases and posting a .482 on base percentage with 42 walks. He hit .348 as a junior with a .462 on base percentage. He drew 39 walks and added 29 steals. He received the GSC Player of the Week award for April 4, 2011 and April 16, 2012. He was also NCBWA South Region Player of the Week for April 16, 2012.

3B - Kyle Hubbuch (2015-18) Mount Juliet, Tenn.

Hubbuch was a first-team All-GSC selection in 2018 and a second-team All-GSC pick in 2017. An Honorable Mention All-American selection by Daktronics and NCBWA in 2018, he was also GSC Player of the Week for March 6, 2018, NCBWA South Region Player of the Week honors for April 6, 2018, Academic All-GSC and CoSIDA Academic All-District. He also ranked 11th in the NCAA Division II in walks in 2018 with 48 or 0.94 per game. Hubbuch played in 188 career games with 671 at bats, 215 hits, 147 runs scored, 171 runs batted in, a school record 39 home runs, 45 doubles, school record 383 total bases and 94 bases on balls.

SS - Brett Guzay (2014-15) Muscle Shoals, Ala.

A two-year starter at UNA from 2014-15, Guzay was a first-team All-GSC selection in 2015 and earned a spot on the ABCA/Rawlings South Region Gold Glove team and was a second-team Daktronics All-South Region selection. As a junior in 2014 he led the NCAA Division II in sacrifice bunts with 30. A .314 career hitter, he hit .342 as a senior with 33 runs scored, 21 runs batted in and a .422 on base percentage. In two seasons he scored 70 runs, drove in 40 and stole 25 bases.

C - Kevin Hall (2015-16) Collierville, Tenn.

A first-team All-GSC selection at catcher in 2016, Hall hit .390 as a senior with 49 runs scored and 41 RBI. He also sported a .468 on base percentage and .627 slugging percentage while stealing 16 bases. In two seasons at UNA he scored 66 runs and drove in 57 with 30 extra-base hits. He then signed with the New York Mets organization and has spent the last three seasons in the minor leagues.

OF - Jake Ward (2013-14) Russellville, Ala.

A 2014 ABCA/Rawlings All-American Gold Glove team member, Ward was also on the South Region Gold Glove team as a senior. He earned first-team All-GSC honors in 2013 as well as first-team ABCA All-South Region, second-team Daktronics All-South Region and second-team NCBWA All-South Region. He hit .397 as a junior with 35 runs scored and was GSC Player of the Week for March 5, 2013. A .332 career hitter, he scored 78 runs in two seasons with 42 runs batted in and 27 stolen bases.

OF - Drake Tucker (2016-17) Florence, Ala.

Tucker was a first-team All-GSC selection in 2017 as well as an honorable mention NCBWA All-South Region pick. He earned both GSC Player of the Week and NCBWA South Region Player of the Week honors for April 25, 2017. As a senior he hit .365 with 38 runs scored and 36 runs batted in. He was also successful on 20 of 25 stolen bases attempts.

OF - Chase Porch (2009-10) Blue Springs, Miss.

Porch was a first-team All-GSC selection in 2010 and was a second-team ABCA All-South Region pick. He also earned GSC Player of the Week honors for March 16, 2010. He hit .327 as a junior with five home runs and 43 runs batted in and was second on the team with 46 runs scored. As a senior, he hit 374 with five homers and 45 RBI. He added 11 doubles and 45 runs scored. For his career, he was successful on 34 of 43 stolen base attempts.

UNA TEAM OF THE DECADE, 2010-19

DH - Jake Sloan (2011-12) Amory, Miss.

A second-team All-GSC pick in 2011 and 2012 as a designated hitter, Sloan was also second-team ABCA All-South Region and first-team Daktronics All-South Region in 2011. As a junior, he hit .359 with seven home runs and 51 runs batted in, adding 20 doubles and 38 runs scored. As a senior, he hit .351 with seven homers and 43 RBI, along with eight doubles, a triple and 41 runs scored.

UTL - Dylan Boston (2013-15) Sheffield, Ala.

A three-year starter from 2013-15, Boston earned starts at first base, third base and as the designated hitter for the Lions. He earned second-team All-GSC honors in 2013 (DH), 2014 (3B) and 2015 (3B). As a sophomore in 2013, he was chosen second-team ABCA All-South Region, first-team Daktronics All-South Region and second-team NCBWA All-South Region. He ranked fifth in the NCAA Division II in doubles in 2013 with 22 and his 55 career doubles are tied for the second most in school history. His 131 career runs batted in ranks sixth.

UTL - Josh Carpenter (2011-14) Harvest, Ala.

Carpenter started in 204 of 205 career games from 2011-14 and ranks second in school history in both categories. After being chosen as the GSC East Division Freshman of the Year in 2011, he earned second-team All-GSC honors at shortstop in 2012 and at second base in 2013. He was also named second-team NCBWA All-South Region at shortstop in 2012. He claimed two GSC Player of the Week honors on February 28, 2011 and March 11, 2012 and was on the 2014 ABCA/Rawlings South Region Gold Glove Team. His career stats include 219 hits in 721 at bats for a .303 average. He scored 110 runs and drove in 96 and had 26 extra-base hits. He also finished with 1,008 total fielding chances. His 721 at bats are the most in school history and his 219 hits rank third best at UNA.

SP - Chad Boughner (2009, 11-13) Florence, Ala.

Boughner is the winningest pitcher in UNA history with 31 wins. A first-team All-GSC pick in 2012 and a second-team All-GSC selection in 2011, he was also NCBWA South Region Pitcher of the Year in 2012, NCBWA All-American 2012 and honorable mention All-American by Daktronics. A first-team All-South Region pick in 2012, he ranked second in the nation in strikeouts with 115. He earned four GSC Pitcher of the Week honors in 2012, while pitching a school record 114.2 innings. He has 56 career appearances and holds the school-record for pitching starts with 52. He is also the UNA career record holder with 331.0 innings pitched and 280 strikeouts. With a 31-13 career record, he was previously named to the GSC Team of the Decade.

SP - Brantley Claunch (2012-15) Florence, Ala.

Claunch posted an 18-13 record from 2012-15 at UNA, starring as both a starter and reliever. He ranks sixth in school history in career strikeouts (178), second in innings pitched (261.1), 10th in pitching starts (27) and third in pitching appearances (72). As a reliever in 2012 he made 31 appearances, which ranks as the second most in a season. For his career, he had 27 starts and 45 relief appearances.

SP - Tyler Joyner (2017-18) East Brewton, Ala.

Joyner was a two-time GSC Pitcher of the Year in 2017 and 2018 and was previously named as the GSC's Pitcher of the Decade. He was a two-time first-team All-GSC pick and two-time first-team All-South Region selection in 2017 and 2018. Currently a member of the Baltimore Orioles organization, he was a five-time GSC Pitcher of the Week and finished with an 18-7 career record that included a 10-2 mark in 2017. He ranks second in school history with 210 career strikeouts and is just the second pitcher in UNA history to pitch more than 100 innings in two different seasons (103.2 & 105.2). He had 13 complete games in 28 starts. He ranked fourth in Division II in complete games in 2017 (7) and 15th in 2018 (6).

SP - Trey Mitchell (2008-11) Florence, Ala.

A four-year pitcher for the Lions from 2008-11, Mitchell finished his career by claiming the 2011 Gulf South Conference Commissioner's Trophy as the top male student-athlete in the league. A first-team All-GSC pick in 2011 and second-team selection in 2010, he had a 12-2 as a senior in 2011 and finished with a 22-10 career record. Named to the 2011 College Baseball Lineup DII All-Star Team, Mitchell won four GSC Pitcher of the Week honors, was a 2011 second-team ABCA All-South Region pick and an NCBWA honorable mention All-South Region honoree. An Academic All-GSC selection in 2010 and 2011, Mitchell ranked fourth in the NCAA Division II in wins in 2011 with 12 and ranked 15th in Division II in complete games in 2011 with seven in 14 starts. He has the fourth most starts in school history with 29, as well as the fourth most career innings pitched at 256.2 and fourth most career strikeouts with 207.

SP - Riley Sanderson (2012-16) Owens Cross Roads, Ala.

Sanderson pitched for the Lions over a five-year span from 2012-16 and is one of just six pitchers in UNA history with 20 or more career wins. A second-team All-GSC pick in 2016, he ranks second in UNA history with 45 pitching starts and is 10th in school history in career pitching appearances with 48. He has the third most career innings pitched at UNA with 258.1 and is third in school history with 208 career strikeouts. His 93 strikeouts in 2016 rank ninth best for the Lions. Sanderson led UNA in wins in 2014 (6) and 2016 (6) and led the Lions with a 2.79 ERA in 2013.

RP - Channing Wall (2017-18) Louisville, Miss.

A two-year reliever for the Lions in 2017-18, Wall earned first-team All-GSC honors in 2018 with a 3-1 record, seven saves and a 2.48 ERA. He finished with a 6-2 career record with 11 saves. Those 11 saves rank fifth for most saves in school history.

RP - Jacob Westerhouse (2012-15) Huntsville, Ala.

A second-team All-GSC honoree in 2014 as a relief pitcher, Westerhouse is UNA's career leader in relief pitching appearances with 81 and ranks second in school history in total career pitching appearances with 81. His eight saves rank seventh best in school history. He led the Lions with a 1.49 ERA in 2015.

UNA'S CONFERENCE CHAMPIONS



1984 GULF SOUTH CONFERENCE CHAMPIONS



1989 GULF SOUTH CONFERENCE CHAMPIONS



1993 GULF SOUTH CONFERENCE CHAMPIONS

UNA'S CONFERENCE CHAMPIONS



1997 GULF SOUTH CONFERENCE CHAMPIONS



1999 GULF SOUTH CONFERENCE CHAMPIONS

LIONS IN DIVISION II POLLS

*UNA's baseball teams have been nationally ranked in every season but two since 1984 in the Collegiate Baseball Newspaper. The Lions highest national ranking has been No. 2 numerous times. Following is a partial listing of those previous rankings.

1984	
April 8	No. 25
1985	
Mar. 25	No. 4
Apr. 1	No. 2
April 8	No. 2
April 15	No. 2
April 22	No. 2
1986	
Pre-Season	No. 11
April 8	No. 15
April 15	No. 16
April 22	No. 17
1987	
Pre-Season	No. 17
March 30	No. 12
April 6	No. 9
1988	
Pre-Season	No. 12
1989	
Feb. 13	No. 21
Feb. 20	No. 20
Feb. 27	No. 23
Mar. 6	No. 16
Mar. 13	No. 7
Mar. 20	No. 6
Mar. 27	No. 5
Apr. 3	No. 6
Apr. 10	No. 6
Apr. 17	No. 6
Apr. 24	No. 5
May 1	No. 2
May 8	No. 2
May 15	No. 2
Final	No. 9
1990	
Pre-Season	No. 14
Feb. 2	No. 19
Feb. 14	No. 14
Feb. 28	No. 29
March 7	No. 30
March 14	No. 30
May 4	No. 29
May 16	No. 26
1991	
Pre-Season	No. 14
Feb. 11	No. 14
Feb. 18	No. 13
Feb. 25	No. 12
March 4	No. 7
March 11	No. 3
April 1	No. 11
April 8	No. 8
April 15	No. 12
April 29	No. 11
May 13	No. 10
Final	No. 10
1992	
Feb. 10	No. 9
Feb. 17	No. 8
Feb. 24	No. 9
March 2	No. 21
March 23	No. 22

April 6	No. 10
April 13	No. 8
April 20	No. 7
April 27	No. 7
May 4	No. 9
May 11	No. 11
May 18	No. 13
Final	No. 11
1993	
Feb. 15	No. 13
Feb. 22	No. 12
March 1	No. 11
March 8	No. 12
March 15	No. 8
March 22	No. 7
March 29	No. 5
Apr. 5	No. 4
Apr. 12	No. 3
Apr. 19	No. 2
Apr. 26	No. 11
May 3	No. 2
May 10	No. 2
May 17	No. 2
May 24	No. 6
1994	
Feb. 14	No. 11
Feb. 21	No. 12
Feb. 28	No. 12
March 7	No. 10
March 14	No. 5
March 21	No. 5
March 28	No. 5
April 4	No. 5
April 11	No. 5
May 2	No. 10
May 23	No. 15
1995	
Feb. 13	No. 20
Feb. 27	No. 23
March 20	No. 11
March 27	No. 8
April 3	No. 5
April 10	No. 7
April 17	No. 6
April 24	No. 7
May 1	No. 7
May 8	No. 7
May 15	No. 7
May 22	No. 6
1996	
Feb. 12	No. 7
Feb. 19	No. 6
Feb. 26	No. 6
March 4	No. 5
March 11	No. 5
March 18	No. 5
March 25	No. 4
April 1	No. 3
April 8	No. 11
April 15	No. 17
April 29	No. 21
May 13	No. 21
May 20	No. 23
1997	
Feb. 23	No. 16
Mar. 2	NR
Mar. 9	No. 20
Mar. 16	No. 9
Mar. 23	No. 9
Mar. 30	No. 10

April 6	No. 16
April 13	No. 7
April 20	No. 8
April 27	No. 6
May 4	No. 6
Final	No. 12
1998	
Pre-Season	No. 4
Feb. 17	NR
Feb. 24	No. 5
Mar. 3	No. 2
March 10	No. 2
March 17	No. 4
March 24	No. 3
March 31	No. 3
April 7	No. 3
April 14	No. 11
April 21	No. 7
April 28	No. 5
May 5	No. 13
1999	
Preseason	No. 7
Feb. 22	No. 6
March 1	No. 5
March 8	No. 5
March 15	No. 5
April 5	No. 3
April 12	No. 3
April 19	No. 10
April 26	No. 10
May 3	No. 6
May 10	No. 4
May 17	No. 2
2000	
Preseason	No. 10
Feb. 14	No. 7
Feb. 21	No. 14
Feb. 28	No. 17
March 6	No. 12
March 20	No. 15
March 27	No. 10
April 3	No. 16
April 10	No. 14
April 24	No. 9
May 1	No. 17
May 8	No. 8
2001	
Preseason	No. 16
Feb. 5	No. 15
Feb. 12	No. 18
Feb. 26	No. 24
Mar. 5	No. 17
Mar. 12	No. 22
2002	
Preseason	No. 22
Feb. 4	No. 17
Feb. 11	No. 28
Mar. 25	No. 21
Apr. 2	No. 14
Apr. 9	No. 10
Apr. 16	No. 15
Apr. 23	No. 12
Apr. 30	No. 19
May 7	No. 24
May 14	No. 21
2003	
Preseason	No. 27
Feb. 3	No. 26
Feb. 10	No. 29

Feb. 24	No. 24
March 3	No. 17
March 10	No. 12
March 17	No. 8
March 31	No. 28
2004	
Preseason	No. 39
Feb. 9	No. 24
Feb. 16	No. 19
March 1	No. 30
2005	
Preseason	No. 37
April 11	No. 21
April 18	No. 13
April 25	No. 9
May 2	No. 12
May 9	No. 11
May 16	No. 14
May 23	No. 21
June 6	No. 21
2006	
Preseason	No. 19
March 27	No. 20
April 3	No. 28
April 10	No. 20
2008	
Feb. 11	No. 27
Feb. 18	No. 30
Feb. 25	No. 29
March 10	No. 30
2009	
Feb. 9	No. 13
Feb. 16	No. 16
Feb. 23	No. 12
March 2	No. 7
March 9	No. 21
March 23	No. 13
2011	
Feb. 21	No. 27
Feb. 28	No. 11
Mar. 14	No. 18
Mar. 21	No. 15
Mar. 28	No. 30
April 4	No. 28
Apr. 25	No. 16
May 2	No. 16
June 6	No. 20
2012	
Feb. 13	No. 28
Feb. 20	No. 25
Feb. 27	No. 19
Mar. 5	No. 29
Mar. 12	No. 5
Mar. 19	No. 3
Mar. 26	No. 2
April 2	No. 19
April 16	No. 19
April 23	No. 22
April 30	No. 27
May 7	No. 23
2013	
Preseason	No. 30
Feb. 4	No. 28
2015	
Mar. 23	No. 24

UNA'S CHAMPIONSHIP TRADITION

FOOTBALL

ALABAMA COLLEGIATE
CONFERENCE CHAMPIONS

1960, 1961, 1962, 1963

GULF SOUTH CONFERENCE CHAMPIONS

1980, 1983, 1985, 1993, 1994, 1995,
2003, 2006, 2009, 2013, 2014, 2015, 2016

NCAA DIVISION II PLAYOFF PARTICIPANTS

1980, 1983, 1985, 1990, 1992, 1993, 1994,
1995, 1997, 2003, 2005, 2006, 2007, 2008,
2009, 2010, 2011, 2013

2014, 2015, 2016

NCAA DIVISION II REGION CHAMPIONS

1993, 1994, 1995, 2003,
2005, 2009, 2013, 2016

NCAA DIVISION II NATIONAL RUNNER-UP

1985, 2016

NCAA DIVISION II NATIONAL CHAMPIONS

1993, 1994, 1995

VOLLEYBALL

GULF SOUTH CONFERENCE CHAMPIONS

1982, 1984, 1985, 1986, 1987, 1988, 1996,
1997, 1998, 1999, 2000, 2001, 2002, 2004,
2005, 2006, 2015, 2016

AIAW STATE CHAMPIONS

1975

NCAA DIVISION II

TOURNAMENT PARTICIPANTS

1996, 1997, 1998, 1999, 2000, 2001
2002, 2003, 2004, 2005, 2006, 2009, 2010,
2011, 2015, 2016

NCAA DIVISION II REGIONAL CHAMPIONS

1998, 1999, 2000, 2003, 2006

NCAA DIVISION II FINAL FOUR

2000, 2003, 2006

NCAA DIVISION II NATIONAL RUNNER-UP

2006

NCAA DIVISION II NATIONAL CHAMPIONS

2003

WOMEN'S SOCCER

GULF SOUTH CONFERENCE CHAMPIONS

2011, 2015

NCAA DIVISION II

TOURNAMENT PARTICIPANTS

2009, 2010, 2011, 2012, 2014, 2015, 2017

WOMEN'S

CROSS COUNTRY

GULF SOUTH CONFERENCE CHAMPIONS

1987, 1988

INDIVIDUAL NCAA DIVISION II

CHAMPIONSHIP PARTICIPANTS

1986, 1987, 2004, 2005, 2006

MEN'S BASKETBALL

ALABAMA COLLEGIATE
CONFERENCE CHAMPIONS

1962

NAIA NATIONAL PLAYOFF PARTICIPANTS

1960, 1962

GULF SOUTH CONFERENCE
TOURNAMENT CHAMPIONS

1981, 1984, 1988, 1994, 2014

NCAA DIVISION II

TOURNAMENT PARTICIPANTS

1977, 1979, 1980, 1981, 1984, 1988, 1991,
1994, 1995, 1996, 2006, 2008,

2013, 2014

NCAA DIVISION II REGIONAL CHAMPIONS

1977, 1979, 1980, 1981,

1984, 1991, 1996, 2008

NCAA FINAL FOUR

1977, 1979, 1980, 1984, 1991

GULF SOUTH CONFERENCE CHAMPIONS

1977, 1981, 1984, 1994, 1996, 2014

NCAA DIVISION II NATIONAL CHAMPIONS

1979, 1991

WOMEN'S BASKETBALL

AIAW STATE CHAMPIONS

1980

GULF SOUTH CONFERENCE CHAMPIONS

1985

NCAA DIVISION II PLAYOFF PARTICIPANTS

1984, 1985, 1991, 1994, 2011, 2013

NCAA DIVISION II REGIONAL CHAMPIONS

1994

NCAA DIVISION II FINAL FOUR

1994

BASEBALL

GULF SOUTH CONFERENCE CHAMPIONS

1984, 1989, 1993, 1997, 1999

NCAA DIVISION II PLAYOFF PARTICIPANTS

1984, 1985, 1987, 1989, 1991, 1992, 1993,
1995, 1997, 1999, 2011, 2012

NCAA DIVISION II REGIONAL CHAMPIONS

1999

SOFTBALL

GULF SOUTH CONFERENCE CHAMPIONS

1983, 1986, 1987, 2016, 2018

NCAA DIVISION II PLAYOFF PARTICIPANTS

2006, 2013, 2014, 2015, 2016, 2017, 2018

MEN'S TENNIS

NAIA NATIONAL PLAYOFF PARTICIPANTS

1957, 1959

ALABAMA COLLEGIATE

CONFERENCE CHAMPIONS

1962, 1963

GULF SOUTH CONFERENCE CHAMPIONS

1981

NCAA DIVISION II PLAYOFF PARTICIPANTS

1995, 1997, 1998, 1999, 2001, 2002

2004, 2005, 2006, 2007, 2008, 2017

INDIVIDUAL NCAA DIVISION II
CHAMPIONSHIP PARTICIPANTS

1985, 1988, 1990, 1993

WOMEN'S TENNIS

GULF SOUTH CONFERENCE CHAMPIONS

1987

NCAA DIVISION II PLAYOFF PARTICIPANTS

1999, 2000, 2001, 2002, 2003

2004, 2005, 2006, 2007, 2008, 2011

GOLF

ALABAMA COLLEGIATE
CONFERENCE CHAMPIONS

1962

NAIA NATIONAL PLAYOFF PARTICIPANTS

1969

GULF SOUTH CONFERENCE CHAMPIONS

2009, 2010, 2012

NCAA DIVISION II

REGIONAL PARTICIPANTS

1996, 1999, 2000, 2001, 2002, 2003, 2004,
2006, 2007, 2008, 2009, 2010, 2011, 2012,
2013, 2014, 2015, 2016, 2017

NCAA DIVISION II REGIONAL CHAMPIONS

2002, 2003, 2007, 2009

NCAA DIVISION II

NATIONAL TOURNAMENT

1996, 2000, 2002, 2003, 2004,
2006, 2007, 2008, 2009, 2014, 2017

INDIVIDUAL NCAA DIVISION II

CHAMPIONSHIP INDIVIDUAL
PARTICIPANTS

1976, 1977, 1980, 1981, 1987, 1995, 2005,
2015

GULF SOUTH CONFERENCE ALL-SPORTS TROPHY

MEN'S ATHLETICS

1984, 1994, 1995, 1996, 2000

WOMEN'S ATHLETICS

1983, 1985, 1986, 1987, 1989, 2000

MIKE D. LANE FIELD



On March 11, 2008, the home of the University of North Alabama baseball team got a new name as the facility, long known as University Field, was renamed Mike D. Lane Field in honor of the Lions' longtime baseball coach.

Lane, who later retired following the 2008 season, guided UNA to 25 straight winning seasons, won 908 games at UNA and averaged 36 wins per year from 1984 to 2008.

A huge part of UNA's overall success under Lane was built on a tremendous home

field advantage. The Lions had a 571-156-4 record at home under Lane for a 78 percent winning percentage. In Lane's 25 years at the school, UNA won 20 or more home games 20 times, including the last eight years in a row.

The renovations to the stadium, which were completed midway through the 2008 season, included new grandstands, ticket booth, restrooms and entrance way.

In 1999 the Lions won both the Gulf South Conference and NCAA Division II South Central Regional Tournament championships on their home field and went 32-5 at home.

Those impressive records at home were crucial in Lane's ability to turn the Lions' program into one of the most consistent winners in the country.

The Lions participated in the NCAA playoffs ten times under Lane.

In 1989, UNA hosted its first NCAA baseball event and drew record crowds to University Field to watch three Gulf South Conference schools - UNA, Jacksonville State and Delta State - battle for the regional crown. In 1995 UNA hosted its second regional, which was again an All-GSC affair with UNA, Delta State and Valdosta State, and in 1997 UNA hosted Elon and Central Oklahoma in the South Central Regional. In 1999 UNA hosted its fourth regional that included Alabama-Huntsville, Delta State and Southeastern Oklahoma State.

UNA struggled to go 11-7 at home in 1984 but won the first GSC baseball championship in school history on the field with a sweep

of Mississippi College in the championship round.

That record has been followed by numerous impressive marks, including 22 seasons with 20 or more home wins.

Night baseball also began at University Field in 1990, and UNA went 9-1 in home night games that season, including a 6-2 win over Division I power Middle Tennessee State in the dedication game on April 5.


The Lions also have a full tarp which has prevented several rain-outs over the years, and the new scoreboard and expanded grand-stand have enhanced Lion games for the fans.

Lions at Mike Lane Field since 1984

1984.....	11-7-0	2005.....	20-10
1985.....	19-3-0	2006.....	25-5
1986.....	21-4-0	2007.....	22-10
1987.....	21-2-1	2008.....	25-9
1988.....	15-8-1	2009.....	24-12
1989.....	24-6-0	2010.....	16-11
1990.....	24-3-0	2011.....	17-5
1991.....	20-3-0	2012.....	28-6
1992.....	23-6-0	2013.....	17-7-1
1993.....	17-4-0	2014.....	14-13
1994.....	26-7-2	2015.....	12-10
1995.....	27-9-0	2016.....	15-10
1996.....	27-4-0	2017.....	19-6
1997.....	30-10-0	2018.....	22-7
1998.....	24-4-0	2019.....	8-7
1999.....	32-5-0	2020.....	2-4
2000.....	19-4-0	2021.....	5-14
2001.....	21-9	2022.....	11-13
2002.....	26-5	2023.....	7-17
2003.....	26-10	2024.....	10-17-1
2004.....	26-9	Total.....	798-315-6

Mike D. Lane Field Dimensions


- 330 - Left field line
- 365 - Left field alley
- 410 - Left center
- 385 - Center
- 410 - Right center
- 360 - Right field alley
- 320 - Right field line



UNA BASEBALL

	BALL	STRIKE	OUT										
AT BAT	1	2	3	4	5	6	7	8	9	10	R	H	E

Shields Pathology Associates
Go Lions!
CRAIG
 Glenwood Rehabilitation
 STATE FARM INSURANCE
 PHEL WIDRITZKY
EM LAND
BOB WHEELER
LOUIS VAUGHN
GARY BASHON
BILL GOODSON
FRANK DIEHL
STEVE PERICE
 Lambert Cell Culture
 Jerry Dan...



MIKE D. LANE FIELD

STADIUM DEDICATION

MARCH 11, 2008
North Alabama vs.
University of Alabama
Attendance: **1,874**




Branden Tepe Throws the first pitch



Mike Lane trots off the field after pre-game ceremony



Fans Stood in line and packed the grandstand an hour before the game began



Daniel Johnson records an out at first base

MIKE LANE AT UNA

1984 - 2008

- 908** • Overall Wins
- 571** • Wins at University Field
- 75** • First-Team All-GSC Selections
- 36.3** • Average Wins Per Season
- 25** • Straight Winning Seasons
- 18** • All-Americans
- 10** • GSC Divisional Titles
- 10** • NCAA Tournament Appearances
- 10** • NCAA Statistical National Champions
- 6** • Seasons With 40 or More Wins
- 5** • Gulf South Conference Championships
- 4** • GSC Coach of the Year Awards
- 5** • Major League Baseball Players
- 1** • World Series Appearance

MIKE LANE inducted into
ALABAMA BASEBALL COACHES
ASSOCIATION HALL OF FAME
2007

Mike Lane

UNA BASEBALL FACILITIES



The **Josh Willingham Hitting Facility** opened at the University of North Alabama in the Fall of 2010 as one of the latest additions to the baseball facilities at UNA's Mike Lane Field. The facility was made possible by a donation from former UNA baseball All-American and 11-year major league outfielder Josh Willingham and his family. The facility is 150 feet long and 20 feet wide and includes three batting tunnels and three tee hitting areas. It was completed in time for the Lions to use as part of their 2010 Fall workouts.

Additional renovations in 2016 enclosed the facility.



UNA BASEBALL FACILITIES

In recognition of the late Dr. Robert E. "Bob" Stephenson's love and support of the University of North Alabama baseball program, the Stephenson family made a significant donation to the University that provided funds to renovate and upgrade the press box and reserved seating area at Mike D. Lane Field.

Dr. Stephenson, who passed away in March of 2012, spent his life in education as a teacher, coach and principal. He served 20 years of his teaching career as a professor in the education department at UNA. In addition to his professional duties with the University, he was a great supporter of the athletic programs, serving two different terms as the Faculty Athletic Representative.

The Stephenson's gift helped revitalize a portion of the baseball facility that had seen little change since it was built in 1984.

The interior press box was renovated with new flooring and counter tops and new heating and air conditioning units. There is also new lighting along with the expansion of both radio booths, and closets were removed to open up additional space in press box area. The interior walls and ceiling were also repaired and painted.

On the outside of the press box there are new sliding windows and new siding along the front and sides. A new umpires dressing room was also be created below the press box.



Rosalie Stephenson with former UNA baseball head coach Mike Keehn (left) .

