



University of North Alabama Football

2024 GAME NOTES

Saturday, September 14 — Week 3 at UT Martin
Hardy M. Graham Stadium — Martin, Tenn. — 6:00 PM — ESPN+

NORTH ALABAMA 2024 SCHEDULE

Aug. 24	vs. Southeast Missouri (Cramton Bowl)	L, 37-15
Aug. 31	at Memphis	L, 40-0
Sept. 7	ILLINOIS STATE	L, 24-17
Sept. 14	at UT Martin	6:00 PM
Sept. 21	TARLETON STATE (Family Weekend)	6:00 PM
Sept. 28	at West Georgia	1:00 PM
Oct. 5	UTAH TECH (1994 Champion Reunion)	4:00 PM
Oct. 12	ABILENE CHRISTIAN (HC)	6:00 PM
Oct. 26	at Central Arkansas	4:00 PM
Nov. 2	AUSTIN PEAY (Senior Day)	4:00 PM
Nov. 9	at Southern Utah	2:00 PM
Nov. 23	at Eastern Kentucky	1:00 PM

UT MARTIN 2024 SCHEDULE

Aug. 31	at Kansas State	L, 41-6
Sept. 7	at SEMO	(2OT) L, 45-42
Sept. 14	NORTH ALABAMA	6:00 PM
Sept. 21	MISSOURI STATE	6:00 PM
Sept. 28	at Kennesaw State	5:00 PM
Oct. 5	GARDNER-WEBB	2:00 PM
Oct. 12	at Western Illinois	3:00 PM
Oct. 26	EASTERN ILLINOIS	2:00 PM
Nov. 2	at Tennessee State	5:00 PM
Nov. 9	at Charleston Southern	1:00 PM
Nov. 16	TENNESSEE TECH	2:00 PM
Nov. 23	LINDENWOOD	2:00 PM

All times are listed as Central / ALL CAPS indicates home game

United Athletic Conference Standings

Team	Overall	Conf.	2023	This Week
Abilene Christian	1-1	1-0	5-6, 3-3	at N. Colo
Tarleton State	2-1	0-0	8-3, 4-2	BYE
Central Arkansas	1-1	0-0	7-4, 4-2	vs. APSU
Southern Utah	1-1	0-0	6-5, 4-2	vs. UC Dav.
West Georgia	1-1	0-1	6-4, 5-3	at ECU
Austin Peay	0-2	0-0	9-3, 6-0	at UCA
Eastern Kentucky	0-2	0-0	5-6, 4-2	vs. UWG
Utah Tech	0-2	0-0	2-9, 1-5	vs. N. Ariz.
North Alabama	0-3	0-0	3-8, 1-5	at UTM



North Alabama (0-3)

Head Coach Brent Dearmon
Alma Mater Bethel, 2008
Record @ UNA 3-11 (2nd)
Career Record 13-12 (3rd)
UNA last season 3-8, 1-5
Conference United Athletic



UT Martin (0-2)

Head Coach Jason Simpson
Alma Mater Southern Miss, 1994
Record @ UTM 115-89 (18th)
Career Record 115-89 (18th)
UTM last season 8-3, 5-1
Conference Big South-OVC

UNA FOOTBALL HISTORY

ALL-TIME RECORD: 483-309-16

CONFERENCE CHAMPIONSHIPS: 17
1960, 1961, 1962, 1963, 1980, 1983, 1985, 1993, 1994, 1995,
2003, 2006, 2009, 2013, 2014, 2015, 2016

NCAA DIVISION II PLAYOFFS: 21
1980, 1983, 1985, 1990, 1992, 1993, 1994, 1995, 1997, 2003,
2005, 2006, 2007, 2008, 2009, 2010, 2011, 2013, 2014, 2015,
2016

NCAA DIVISION II NATIONAL TITLES: 3
1993, 1994, 1995

ALL-TIME RECORD VS. FCS TEAMS: 19-43

ALL-TIME RECORD AS FCS MEMBER: 18-43 (including transition)

SEASONS AS AN FCS MEMBER: 7th Season (3rd Full-Fledged)

Following the Lions



SATURDAY'S GAME TO BE BROADCAST ON ESPN+

- Play-by-Play: Davis Gregory
- Analysts: John Halter and Chris Brinkley

PLAYING ON THE NATIONAL STAGE

For the second straight year, UNA opened the season on ESPN's flagship station as a participant in the annual FCS Kickoff at the Cramton Bowl. Prior to 2023, the last time UNA played on ESPN's main channel was the 1995 Division II National Championship, where UNA defeated Pittsburg State 27-7.



CATCH OUR LOCAL BROADCAST TEAM ON THE RADIO

UNA's football broadcasts will be carried over WLX Radio 98.3 FM and 103.5 FM in the Shoals. All UNA games can be heard worldwide on the WLX App or website. UNA's football broadcasts begin one hour before kickoff with the "Countdown To Kickoff" show.

RADIO GAME DAY BROADCASTS

This week's radio broadcast team includes:

- Play-by-Play: "Voice of the Lions" Benjamin Ray
- Analyst: Bryan Neece

NORTH ALABAMA 2024 FOOTBALL ROSTER



No.	Name	Pos.	HT	WT	Class	Hometown / Previous School
0	Kam'ron Green	DL	6-4	233	Sr.	Bradenton, Fla. / Butler CC
0	Dakota Warfield	WR	6-1	197	R-Sr.	Alpharetta, Ga. / Mt. San Antonio College
1	Edwin White-Schultz	DB	6-1	205	R-Jr.	Mobile, Ala. / Kansas
1	Ari Patu	QB	6-4	218	Gr.	Folsom, Calif. / Stanford
2	TJ Smith	QB	6-2	200	R-Sr.	Fort Lauderdale, Fla. / FAU
2	Jackson Bratton	LB	6-3	230	R-Sr.	Muscle Shoals, Ala. / UAB / Alabama
3	JJ Evans	WR	6-3	203	R-Sr.	Montevallo, Ala. / Auburn University
3	Jermaine Ray Jr.	DB	6-0	185	Jr.	Memphis, Tenn. / Northeast Mississippi CC
4	Rush Lansdell	LB	6-3	215	R-Sr.	Columbia, Tenn. / University of Memphis
4	Tanaka Scott	WR	6-5	215	R-Jr.	Mobile, Ala. / Kansas
5	Takairee Kenebrew	WR	6-2	190	Gr.	Childersburg, Ala. / Childersburg HS
5	Ryan Madison	DB	5-11	187	Jr.	Fultondale, Ala. / Pleasant Grove HS
6	Travis Collier	DB	6-2	200	R-Jr.	Atlanta, Ga. / Jacksonville State
6	Jayvian Allen	RB	5-9	195	R-Jr.	Freeport, N.Y. / Tennessee Tech
7	Philjae Bien-Aime	DB	5-11	185	Gr.	North Miami, Fla. / UCF
7	Ben Harris	QB	6-1	203	R-Jr.	Midwest City, Okla. / Oklahoma
8	Justin Luke	WR	5-11	180	R-Jr.	Warner Robins, Ga. / Northside HS
8	Shaun Myers	LB	6-1	220	Sr.	Dayton, Ohio / Hocking Technical College
9	Gregory Reddick	DB	5-11	195	R-Sr.	Miami, Fla. / Saint Francis University
9	Logan Collier	WR	6-0	198	Gr.	Nashville, Tenn. / Lindsey Wilson College
10	Dennis Moody	RB	5-11	180	So.	Frisco, Texas / Reedy HS
10	Garrick Ponder	LB	6-2	229	R-So.	Largo, Fla. / Pinellas Park HS
11	Jalyn Daniels	RB	5-9	168	R-Jr.	Tallassee, Ala. / Tallassee HS
12	Christopher Burnett	DB	6-0	172	Jr.	Yazoo City, Miss. / Copiah-Lincoln CC
13	Barry Womack	DB	6-2	187	Gr.	Montgomery, Ala. / Trinity Valley CC
14	Kobe Warden	WR	5-9	155	R-Sr.	Killen, Ala. / Brooks HS
15	Marlon Krakue	DL	6-3	241	Sr.	Marietta, Ga. / FAU
16	Jahbari Hill	DB	6-0	223	Jr.	Delray Beach, Fla. / FAU
17	DC Tabscott	QB	6-4	210	R-Jr.	Franklin, Tenn. / App State / New Mexico
18	KJ Fields	WR	6-0	186	So.	Huntsville, Ala. / Bob Jones HS
19	Josh Anglin	LB	6-0	215	Fr.	Buford, Ga. / Mill Creek HS
20	A.J. Seay	DB	6-1	190	R-Jr.	Decatur, Ga. / Presbyterian College
21	Ashaad Williams	LB	6-2	178	R-Jr.	Russellville, Ala. / Russellville HS
22	A.J. Phillips	LB	6-0	225	Sr.	Mobile, Ala. / South Alabama
23	Kaden Cooper	WR	6-0	180	So.	Opelika, Ala. / Opelika HS
24	Cameron Jamar	DB	5-8	178	R-Jr.	New Market, Ala. / Buckhorn HS
25	Caleb McDougle	DB	5-11	210	Gr.	Muscle Shoals, Ala. / Alabama
26	Michael Jordan Jr.	DB	5-10	180	R-Jr.	Houston, Texas / Paetow HS / Lehigh
27	Camden Allison	DB	6-0	185	So.	McKenzie, Tenn. / McKenzie HS
28	Jalen Fletcher	RB	5-7	175	Fr.	Trinity, Ala. / West Morgan HS
29	Ike Rowell	DB	6-0	190	R-Jr.	Fyffe, Ala. / UAB
30	Leo Glover	DB	6-3	205	Fr.	Florence, Ala. / Florence HS
31	John Taylor	DB	6-0	160	R-Fr.	Fort Deposit, Ala. / Luverne HS
32	Roderick Taylor Jr.	RB	5-10	203	Fr.	Mobile, Ala. / Baker HS
33	E.J. Colbert	DL	6-0	252	R-Jr.	Cordova, Ala. / Hartselle HS
34	Travelle Anderson	RB	6-0	210	R-So.	Gosnell, Ark. / Central Arkansas
35	Adam Watford	P	5-11	175	So.	Dothan, Ala. / Dothan HS
36	Scott Payne	K	5-11	180	Gr.	Signal Mountain, Tenn. / MTSU
37	Sam Contorno	K	5-9	177	R-Sr.	Tuscaloosa, Ala. / Holy Spirit Catholic HS
38	Nic Strong	RB	5-10	190	R-Fr.	Huntsville, Ala. / Randolph HS
39	Josiah Hixon	DB	5-8	188	R-Fr.	Spanish Fort, Ala. / Spanish Fort HS
40	Doug Myers	TE	6-0	235	So.	Oakwood, Ill. / Oakwood HS
41	Walter Goggins	DL	6-2	275	R-Fr.	Tuscumbia, Ala. / Mercer
42	Jackson Ward	DL	6-3	260	Fr.	Pace, Fla. / Pace HS
43	Kingston Lowe	DL	6-1	235	Fr.	Mobile, Ala. / Gulf Shores HS
44	Jyheam Ingram	DL	6-1	280	So.	Muscle Shoals, Ala. / Muscle Shoals HS
45	Tyrik Daniels	DL	5-11	228	R-Jr.	Demopolis, Ala. / Linden HS
46	Chris Cotton	LB	6-1	200	R-Fr.	Tallahassee, Fla. / Florida State Univ. HS
47	Nathan Curry	LS	6-0	198	So.	Murfreesboro, Tenn. / Stewarts Creek HS
48	Seth Hampton	LB	5-11	210	So.	Alabaster, Ala. / Thompson HS
49	Avery Howard	DE	6-3	240	So.	Tallahassee, Fla. / John Paul HS
50	Grant Wisdom	DL	5-11	278	R-Sr.	Muscle Shoals, Ala. / Austin Peay

No.	Name	Pos.	HT	WT	Class	Hometown / Previous School
51	Ryan Walker	OL	6-3	260	R-Fr.	Alabaster, Ala. / Thompson HS
52	Kendrick Davis	LB	6-0	218	R-Fr.	Tuscaloosa, Ala. / Hillcrest HS
53	Evan Godwin	LS	5-11	200	R-So.	Andalusia, Ala. / Straughn HS
54	Jack Rice	K/P	6-1	165	R-So.	Harvest, Ala. / Sparkman HS
55	Rayqwon Smith	DL	6-2	275	R-Fr.	Tallahassee, Fla. / Tennessee State
57	Fred Vili	DL	5-11	255	Fr.	Enterprise, Ala. / Enterprise HS
58	Eli Long	OL	6-4	290	Fr.	Moulton, Ala. / Lawrence County HS
59	Jon Lawrence	OL	6-5	275	Fr.	Greenville, Ala. / Fort Dale Academy
60	Shane McNatt	OL	6-4	310	Fr.	Hazel Green, Ala. / Hazel Green HS
62	Carson Wheeler	OL	6-3	296	Fr.	Killen, Ala. / Brooks HS
63	Brody Stewart	OL	6-2	310	R-Fr.	Andalusia, Ala. / Andalusia HS
64	Dominic Braesch	OL	6-3	295	R-Fr.	Lübeck, Germany / Georgia State
65	Collin Wright	OL	6-3	308	R-So.	Muscle Shoals, Ala. / Muscle Shoals HS
66	M.J. Williams	OL	5-11	300	R-Fr.	Salem, Ala. / Russell County HS
69	Hayden Edge	OL	6-2	285	R-Fr.	Memphis, Tenn. / Stetson
71	La'Charles Taylor	OL	6-4	320	R-Jr.	Sanford, Fla. / Allen University
72	Witt Mitchum	OL	6-6	295	R-Jr.	McKenzie, Tenn. / Kansas State
74	Gage Saint	OL	6-4	305	R-Jr.	Town Creek, Ala. / Troy
75	Jayne Motley-Simmons	OL	6-7	305	R-Jr.	Alabaster, Ala. / Samford
76	Anthony Faiivae	OL	6-3	315	So.	Pago Pago, American Samoa / NM Military
77	Mickel Clay	OL	6-5	278	Sr.	Cincinnati, Ohio / Hocking Technical College
78	Anthony Bauer	OL	6-4	305	Sr.	Dunnellon, Fla. / Louisiana-Monroe
79	Raykwon Goldthwaite	OL	6-8	310	R-So.	Birmingham, Ala. / Jackson-Olin HS
80	Daniel Cooper	WR	6-0	170	R-Fr.	Hackleburg, Ala. / Hackleburg HS
81	Myron Dunklin	WR	5-11	191	Fr.	Mobile, Ala. / Saraland HS
82	Clint Houser	WR	5-10	170	Fr.	Montgomery, Ala. / Saint James HS
83	Nikki Taylor	WR	5-9	159	R-So.	Luverne, Ala. / Luverne HS
84	Omareon Finch	WR	6-2	179	R-Fr.	Gadsden, Ala. / Etowah HS
85	Noah Gregg	WR	6-3	180	Fr.	Killen, Ala. / Brooks HS
86	Amarie Rogers	TE	6-5	254	R-Fr.	Maumelle, Ark. / Maumelle HS
87	Nathan Brockway	TE	6-4	215	So.	Russellville, Ala. / Russellville HS
88	Kaleb Heatherly	TE	6-6	255	Jr.	Cullman, Ala. / Cullman HS
89	Braden Forscutt	TE	6-4	244	Fr.	Winnipeg, Canada / Trinity Christian Aca. (FL
90	Zacchaeus Dixon	DE	6-2	240	So.	Zion, Ill. / Mars Hill Bible School
91	Jake McCluskey	DT	6-0	267	R-So.	Florence, Ala. / Mars Hill Bible School
92	Nathan Ogletree	PK	6-2	170	R-So.	Harvest, Ala. / Excalibur Christian School
94	Jalin Edwards	DL	6-2	240	Fr.	Huntsville, Ala. / Grissom HS
99	Kaleb Brown	DL	6-0	280	Jr.	Clarksdale, Miss. / Coahoma CC

Coaching Staff

Head Coach / QBs – Brent Dearmon
 Defensive Coordinator – Brock Caraboa
 Offensive Coordinator / Tight Ends – Kevin Wewers
 Running Backs / Director of Football Operations – Morgan Cruce
 Wide Receivers – Samie Parker
 Offensive Line – Richard Hutchings
 Defensive Line – Thomas Johnston
 Linebackers – DeShaun Davis
 Defensive Backs – De'Von Lockett
 Special Teams Coordinator / Nickels – Luke Roth
 Offensive Analyst – Bret Peterson
 Defensive Analyst – Kyle Persons
 Director of Player Development – Kerryon Johnson
 Director of Player Personnel – Ben Hamner
 Assistant Director of Football Operations – Erin McFry
 Head Equipment Manager – Logan Ellis
 Student Assistant – Jacob Bishop
 Student Assistant – Cooper Lovett
 Student Assistant – Cade Crowson
 Student Assistant – Ben DuBois
 Student Assistant – Bret Oliver
 Student Assistant – Parker White
 Head Athletic Trainer – Josh Penny
 Sports Information Director – Mike Ezekiel

2024 North Alabama Notes

General Information

Location	Florence, Alabama
Founded	1830
Enrollment	10,600
Nickname	Lions
Colors	Purple & Gold
Home Stadium	Braly Municipal Stadium
Home Stadium Capacity	14,215
Affiliation	NCAA Division I (FCS)
Conference	United Athletic Conference (UAC)
President	Dr. Ken Kitts
Athletic Director	Dr. Josh Looney
University Website	www.UNA.edu
Athletics Website	www.RoarLions.com
Athletic Department Phone	(256) 765-4397
Ticket Office Phone	(256) 765-5467

About UNA Football

UNA's All-Time Record	483-309-16
Seasons of Football	76th season
Number of All-Time Head Coaches	11
Conference Championships	17
NCAA Playoff Appearances	21
NCAA National Championships	3

2024 Information

Lettermen Returning	44
Lettermen Lost	31
Offensive Lettermen Returning	22
Defensive Lettermen Returning	21
Special Teams Lettermen Returning	3
Newcomers	61

2023 In Review

Overall Record	3-8
Home	2-3
Away	1-4
Neutral	0-1
Conference Finish (United Athletic Conference)	1-5

About the Head Coach

Head Coach	Brent Dearmon
Alma Mater, Year	Bethel, 2008
Overall Record	13-12 (3rd)
Record at UNA	3-11 (2nd)
Best Time to Reach	Mornings (please contact SID)

Sports Information

Asst. AD, Communications / Primary Contact	Mike Ezekiel
Office Phone	(256) 765-5034
Cell Phone	(256) 349-1290
Email Address	dezeki@una.edu
Secondary Football Contact	Chase Glover
Email	rglover@una.edu
Sports Information Mailing Address	UNA Box 5038
.....	Florence, AL 35632-0001
Overnight Mail	University of North Alabama
.....	One Champions Way
.....	Self Field House 221
.....	Florence, AL 35632-0001

PRONUNCIATION GUIDE

#0	Kam'ron Green	Cameron	
#1	Ari Patu	ARE-ee	PA-too
#4	Tanaka Scott	Tuh-nah-kuh	
#5	Takairee Kenbrew	Tuh-car-ee	KEN-ah-brew
#6	Jayvian "Juice" Allen	Jay-vee-un	
#7	Philjae Bien-Aime	Fill-Jay	Be-Enemy
#15	Marlon Krakue		CRAY-koo
#16	Jahbari Hill	Juh-bar-ee	
#20	A.J. Seay		SEE
#25	Caleb McDougale		Mc-DOO-gull
#33	E.J. Colbert		Call-bert
#37	Sam Contorno		CUN-torn-oh
#44	Jyheam Ingram	Juh-heem	
#55	Rayqwon Smith	Ray-QUAN	
#57	Fred Vili		Vill-ee
#64	Dominic Braesch		BRAY-sh
#72	Witt Mitchum		MITCH-um
#75	Jayme Motley-Simmons	Jamie	
#76	Anthony Faiivae		FIE-VIE
#77	Mickel Clay		MY-kell
#78	Anthony Bauer		Bow-er
#79	Raykwon Goldthwaite	RAY-QUAN	GOLD-thwait
#84	Omareon Finch	Oh-MAR-e-on	

BRANDING REFERENCE CARD

FIRST REFERENCE: NORTH ALABAMA / UNIVERSITY OF NORTH ALABAMA

SUBSEQUENT REFERENCES: NORTH ALABAMA / UNA / LIONS

ABBREVIATION: UNA

VERBAL ABBREVIATION: U-N-A

CURRENT LOGOS:



We kindly request that only the logos above are used in all branding efforts. Please refrain from using any past logos or inverting the colors of these logos.

North Alabama Depth Chart

North Alabama Football Two-Deep — Week 3 vs. UT Martin

UNA OFFENSE

QB	1	Ari Patu	Gr.	6-4	218
	2	TJ Smith	R-Jr.	6-2	200
RB	6	Jayvian Allen	R-Jr.	5-9	195
	10	Dennis Moody	So.	5-11	180
TE	88	Kaleb Heatherly	Jr.	6-6	255
	86	Amarie Rogers	R-Fr.	6-5	254
X	5	Takairee Kenebrew	Gr.	6-2	190
	8	Justin Luke	R-Jr.	5-11	180
S	4	Takana Scott	R-Jr.	6-5	215
	23	Kaden Cooper	So.	6-0	180
H	14	Kobe Warden	R-Sr.	5-9	155
	18	KJ Fields	So.	6-0	186
Z	0	Dakota Warfield	R-Sr.	6-1	197
	9	Logan Collier	Gr.	6-0	198
LT	75	Jayme Motley-Simmons	R-Jr.	6-7	305
	79	Raykwon Goldthwaite	R-So.	6-8	310
LG	72	Witt Mitchum	R-Jr.	6-6	295
	65	Collin Wright	R-So.	6-3	308
C	74	Gage Saint	R-Jr.	6-4	305
	76	Anthony Faiivae	So.	6-3	315
RG	51	Ryan Walker	R-Fr.	6-3	260
	63	Brody Stewart	R-Fr.	6-2	310
RT	77	Mickel Clay	Sr.	6-5	278
	64	Dominic Braesch	R-Fr.	6-3	295

UNA DEFENSE

DE	15	Marlon Krakue	Sr.	6-3	241
	45	Tyrik Daniels	R-Jr.	5-11	228
T	44	Jyheam Ingram	So.	6-1	280
	57	Fred Vili	Fr.	5-11	255
T	99	Kaleb Brown	Jr.	6-0	280
	55	Rayqwon Smith	R-Fr.	6-2	275
DE	0	Kam'ron Green	Sr.	6-4	233
	10	Garrick Ponder	R-So.	6-2	229
WILL	19	Josh Anglin	Fr.	6-0	215
	8	Shaun Myers	Fr.	6-1	220
-or-	4	Rush Lansdell	R-Sr.	6-3	215
MIKE	2	Jackson Bratton	R-Sr.	6-3	230
	48	Seth Hampton	So.	5-11	210
CB	6	Travis Collier	R-Jr.	6-2	200
	12	Christopher Burnett	Jr.	6-0	172
ROV	9	Gregory Reddick	R-Sr.	5-11	195
	25	Caleb McDougale	Gr.	5-11	210
-or-	5	Ryan Madison	So.	5-11	187
FS	1	Edwin White Schultz	R-Jr.	6-1	205
	13	Barry Womack	Gr.	6-2	187
-or-	29	Ike Rowell	R-Jr.	6-0	190
NICK	7	Philjae Bien-Aime	Gr.	5-11	185
	16	Jahbari Hill	Jr.	6-0	223
-or-	24	Cameron Jamar	So.	5-8	178
CB	3	Jermaine Ray Jr.	Jr.	6-0	185
	20	A.J. Seay	R-Jr.	6-0	185

UNA SPECIAL TEAMS (KICK / PUNT)

K	36	Scott Payne	Gr.	5-11	180
	37	Sam Contorno	R-Sr.	5-9	177
P	35	Adam Watford	So.	5-11	175
	37	Sam Contorno	R-Sr.	5-9	177
KOS	37	Sam Contorno	R-Sr.	5-9	177
	36	Scott Payne	Gr.	5-11	180

UNA SPECIAL TEAMS (SNAP/ HOLD / RETURNS)

LS	47	Nathan Curry	So.	6-0	198
	53	Evan Godwin	R-So.	5-11	200
HOLD	35	Adam Watford	So.	5-11	175
	7	Ben Harris	R-Jr.	6-1	203
KR	9	Logan Collier	Gr.	6-0	198
	8	Justin Luke	R-Jr.	5-11	180
PR	9	Logan Collier	Gr.	6-0	198
	14	Kobe Warden	R-Jr.	5-9	155

Opponent Depth Chart

UT MARTIN SKYHAWKS

PROJECTED DEPTH CHART

OFFENSE

Pos. #	Name	Ht.	Wt.	Yr.
QUARTERBACK				
8	Kinkead Dent	6-4	215	Gr.
12	Kaiya Sheron	6-3	215	R-Jr.
RUNNING BACK				
7	Narkel LeFlore	5-9	180	Sr.
-or- 2	Patrick Smith	5-9	195	Sr.
WIDE RECEIVER (L)				
6	Zoe Roberts	5-11	180	Sr.
17	Scottie Alexander	6-0	210	R-Jr.
WIDE RECEIVER (R)				
1	Trevonte Rucker	6-1	175	Sr.
81	Anthony Carter	6-0	170	Fr.
WIDE RECEIVER (H)				
4	DeVonte Tanksley	5-10	165	Gr.
84	Jeremiah Edwards	5-10	155	Gr.
TIGHT END				
87	Max Dowling	6-6	240	R-So.
86	Tyler Dostin	6-3	250	R-So.
LEFT TACKLE				
76	Jason Eaton	6-8	320	Gr.
72	Jai'Lun Hampton	6-9	335	R-So.
LEFT GUARD				
62	Josiah Tingley	6-2	290	Gr.
75	Nick Edwards	6-5	315	R-Jr.
CENTER				
55	Vance Van Every	6-2	285	Gr.
68	Garrett Smith	6-3	305	R-So.
RIGHT GUARD				
65	Drake Carroll	6-2	320	Gr.
74	Mitchell Appleton	6-5	305	Gr.
RIGHT TACKLE				
79	Elijah Bowser	6-5	320	R-Jr.
64	Dolapo Egunjobi	6-5	310	R-Jr.

DEFENSE

Pos. #	Name	Ht.	Wt.	Yr.
DEFENSIVE END				
30	Charles Perkins	6-3	300	R-So.
97	Toby Camp	6-3	300	R-Jr.
NOSE TACKLE				
94	Christian Dowell	6-2	320	Sr.
40	Xavier McIver	6-3	320	Jr.
DEFENSIVE TACKLE				
6	Deshawn McKnight	6-3	285	Jr.
13	Taylor Burton	6-2	285	So.
OUTSIDE LINEBACKER				
2	Michael Pleas, Jr.	6-3	230	Gr.
19	Keyshawn Johnson	6-3	230	So.
LINEBACKER				
11	Tevin Shipp	6-2	235	Gr.
-or- 7	Chris Hunter, Jr.	6-1	230	Gr.
LINEBACKER				
9	Jaylon Sharpe	6-3	240	Gr.
36	Shamari Weir	6-0	215	R-Jr.
ROVER				
5	Josh Hastings	6-1	200	R-Jr.
20	Joel Castleberry	6-0	185	R-Fr.
DEFENSIVE BACK (L)				
8	JaMichael McGoy, Jr.	5-10	170	R-Jr.
18	LaMarion Pierce	6-0	165	R-So.
FREE SAFETY				
21	Jacob Stevenson	5-11	185	R-Jr.
12	LeBron Morgan	6-1	200	R-So.
STRONG SAFETY				
0	Oshae Baker	5-10	200	Sr.
27	Tyler Mullins	5-11	185	Gr.
DEFENSIVE BACK (R)				
3	Rob Johnson	5-10	190	R-Jr.
23	Celeycan Hill	6-4	165	Sr.

SPECIAL TEAMS

Pos. #	Name	Ht.	Wt.	Yr.
KICKOFF				
46	Carlo Arenas	6-2	180	R-So.
PLACE KICKER				
47	Jaren Van Winkle	6-3	200	R-Jr.
HOLDER				
8	Kinkead Dent	6-4	215	Gr.
PUNTER				
47	Jaren Van Winkle	6-3	200	R-Jr.

Pos. #	Name	Ht.	Wt.	Yr.
LONG SNAPPER				
42	Colton Peoples	6-4	225	Jr.
44	Hayden King	5-10	210	R-Fr.
PUNTER RETURN				
0	Oshae Baker	5-10	200	Sr.
4	DeVonte Tanksley	5-10	160	R-Sr.
KICK RETURN				
7	Narkel LeFlore	5-9	170	Sr.
2	Patrick Smith	5-9	195	Sr.

2024 North Alabama Notes - Preliminary Notes

LAST TIME OUT - UNA

- * The Lions hosted No. 21 Illinois State last Saturday, dropping their first home opener since 2021 with a 24-17 loss inside Braly Stadium.
- * The Redbirds led the whole way, taking a 7-0 lead on the first drive, but UNA stayed within two scores the entire way. UNA made it 24-17 with 10:57 remaining and later stopped ISU on third down in the red zone and forced a missed field goal to take over with 3:36 to go. The Lions drove 51 yards in under two minutes, but stalled on fourth down near the red zone.

LAST TIME OUT - UTM

- * UT Martin faced a conference rival SEMO in an important game between a pair of Big South-OVC championship hopefuls. The Redhawks would come out victorious in double overtime, 45-42.
- * The Skyhawks led by two touchdowns in the fourth quarter, but SEMO forced overtime with a touchdown with 39 seconds to go on a pass from Paxton DeLaurent to Mitchell Sellers. The pair connected on two touchdowns in the final frame and once in overtime.
- * UT Martin forced double overtime with a pass from Kinhead Dent to Asa Wondeh and had the first possession of the second overtime, but missed a kick wide right.
- * SEMO scored the final three points for the win on a 37-yard field goal by DC Pippin.

SOMETHING'S GOTTA GIVE

- * This will mark the fourth straight week UNA has played an opponent hunting its first win of the season. The first two, SEMO and Memphis, were playing their first games of the season. Illinois State entered 0-1 last week, while UT Martin enters 0-2 this week.

FULL-FLEDGED

- * North Alabama made the jump from NCAA Division II to NCAA Division I in 2018 and went through a four year transition period.
- * UNA now enters its third season as a full-fledged member of FCS. The Lions are eligible to compete for both the United Athletic Conference championship and a berth in the FCS Playoffs.

FCS KICKOFF BROADCASTED ON ESPN

- * For the second time in two seasons, UNA's brand took the national stage as the Lions faced SEMO in the first primetime ESPN game of the 2024 season. SEMO won 37-15.
- * The FCS Kickoff last season against #20 Mercer was also broadcasted on ESPN's flagship station. This marked North Alabama's first appearance on an ESPN network since 2016 when they appeared on ESPN2 in a 29-3 loss against Northwest Missouri State in the Division II National Championship Game.
- * Last year's opener was North Alabama's first game broadcasted on ESPN's main channel since 1995 in a 27-7 victory over Pittsburg State in the Division II National Championship Game.
- * After a weather delay in the third quarter halted play for over an hour, the UNA/Mercer game was shifted to ESPNU. This marked UNA's first time having a single game aired on two ESPN cable networks.

North Alabama Football on ESPN Networks

Year	Opponent	Network	Result
1985	North Dakota State	ESPN	L - 7-35
1993	IUP	ESPN	W - 41-34
1994	Texas A&M Kingsville	ESPN2	W - 16-10
1995	Pittsburg State	ESPN	W - 27-7
2005	NW Missouri State	ESPNU	L - 24-25
2008	NW Missouri State	ESPN2	L - 7-41
2016	NW Missouri State	ESPN2	L - 3-29
2023	Mercer	ESPN/ESPNU	L - 7-17
2024	SEMO	ESPN	L - 15-37

NORTH ALABAMA IN SEVENTH SEASON IN FCS

- * This is North Alabama's seventh season as a member of FCS but is just the Lions' third as a full Division I member after a four-year transition period.
- * A charter member of the Gulf South Conference and the NCAA Division II, the Lions officially moved to Division I status on July 1, 2018, and began their transition in the Fall of 2018.
- * UNA produced one of the most successful football programs in the history of the Gulf South Conference and Division II, advancing to the Division II Playoffs 12 times in its final 15 seasons in the division and making 21 total playoff appearances, winning 35 post-season games and three national championships. The 21 post-season trips and 35 playoff wins rank second in Division II history.
- * During the transition, UNA went 7-3 in 2018, 4-7 in 2019, 0-4 in COVID shortened 2020 season, and 3-8 in 2021 for a 14-22 record.
- * In the Lions first season as a full-fledged Division I member, they posted a 1-10 record and improved to 3-8 last season, including a win over nationally-ranked Chattanooga.

UNA ENTERING SECOND SEASON AS A MEMBER OF THE UNITED ATHLETIC CONFERENCE

- * The ASUN and WAC have partnered for football for the third consecutive year and rebranded as the United Athletic Conference in 2023 (UAC)
- * In 2023, the UNA football team competed for the first time as a member of the United Athletic Conference. UNA's other 13 sports have competed in the ASUN since the Lions made the move to Division I in 2018.
- * UNA football competed as an FCS independent in 2018 before joining the Big South Conference as a football-only member in 2019. The Lions did not play as part of the Big South 2020 spring season, opting for a four-game fall schedule instead. UNA returned to the Big South in 2021. North Alabama spent the 2022 season as a member of the ASUN conference.

United Athletic Conference Football Schools

Abilene Christian
Austin Peay
Central Arkansas
Eastern Kentucky
North Alabama
Southern Utah
Tarleton State
Utah Tech
West Georgia

NORTH ALABAMA HAS SECOND WINNINGEST COLLEGIATE FOOTBALL PROGRAM IN ALABAMA SINCE 1990

- * The University of North Alabama ranks second only behind the University of Alabama for football success by a school from the State of Alabama since 1990
- * UNA record over the last 34 seasons: 256-135-1
- * Most college football wins in the state of Alabama since 1990
 1. Alabama - 310 wins
 2. North Alabama - 256 wins
 - T3. Tuskegee - 252 wins
 - T3. Auburn - 252 wins

2024 North Alabama Notes - Series vs. UT Martin

LIONS VS. UT MARTIN

- * UNA has a 19-13-1 all-time record against UT Martin.
- * Saturday will mark the 34th all-time meeting between the two schools and just the second meeting in 34 years.
- * The series began in 1949 during UNA's first season of football and went on pause in 1990 as UT Martin made the jump from Division II to FCS in 1991.
- * UNA won the last two meetings in 1989 and 1990.
- * UT Martin won last year's meeting by a 37-21 final. The Lions led 21-10 at the break, but UT Martin scored 27 unanswered to win it.

Year	Winner	Score	Location
1949	UNA.....	53-0.....	Florence
1960	UNA.....	21-10.....	Florence
1961	UNA.....	17-14.....	@Martin
1962	UNA.....	31-8.....	Florence
1963	UTM	2-27.....	@Martin
1964	UNA.....	8-0.....	Florence
1965	UNA.....	17-14.....	@Martin
1966	UTM	18-24.....	Florence
1967	UTM	0-22.....	@Martin
1968	UNA.....	37-17.....	Florence
1969	UNA.....	51-7.....	@Martin
1970	UTM	7-35.....	Florence
1971	UTM	7-20.....	@Martin
1972	UTM	16-21.....	Florence
1973	UTM	16-17.....	@Martin
1974	UNA.....	42-10.....	Florence
1975	UNA.....	30-20.....	@Martin
1976	UTM	7-31.....	Florence
1977	UTM	13-31.....	@Martin
1978	UNA.....	38-17.....	Florence
1979	UTM	9-10.....	@Martin
1980	UNA.....	26-17.....	Florence
1981	UNA.....	37-10.....	@Martin
1982	UNA.....	33-10.....	Florence
1983	UNA.....	35-7.....	@Martin
1984	TIE.....	10-10.....	Florence
1985	UNA.....	38-7.....	@Martin
1986	UTM	3-7.....	Florence
1987	UNA.....	3-0.....	@Martin
1988	UTM	14-38.....	Florence
1989	UNA.....	28-6.....	@Martin
1990	UNA	49-0.....	Florence
2023	UTM.....	37-21.....	Florence

UNA VS. SCHOOLS FROM TENNESSEE

- * Saturday will mark the 118th game between UNA and a school from the state of Tennessee. UT Martin is one of 14 opponents UNA has played from the Tri-Star State.
- * UNA will play three Tennessee schools this season. For three straight seasons, UNA faces the state of Tennessee more than any other state, including 4 times in both 2022 and 2023.

School	Rec.	First	Last
Austin Peay	13-7	1949	2023
Bethel College	2-0	1949	1950
Carson-Newman	8-2	1978	2009
Chattanooga	1-3	1963	2023
East Tennessee State	5-1	1954	1979
Lambuth	3-0	2001	2010
Lane College	1-0	1981	1981
Middle Tennessee State	6-14	1949	1980
Memphis	0-2	2022	2024
UT Martin	19-13-1	1949	2023
Tennessee Tech	3-5-1	1953	2023
Tusculum	4-0	2004	2007
Union University	2-0	1951	1952
Vanderbilt	0-1	1959	1959

UT MARTIN HAS BATTLED THE LIONS OFTEN

- * With 32 meetings from 1949-1990 and one in 2023, UT Martin is UNA's most frequent rival from the state of Tennessee.

1. UT Martin	33 meetings
T2. Middle Tenn. State	20 meetings
T2. Austin Peay	20 meetings
4. Carson-Newman	10 meetings
5. Tennessee Tech	9 Meetings

UT MARTIN IS UNA'S MOST FREQUENT FCS RIVAL

- * With 33 all-time meetings, UT Martin ranks as the eighth-most frequent opponent in UNA history, but the second-most among current FCS members. West Georgia becomes the most frequent opponent this season, moving up to the FCS level in 2024.

Rank	School	# of Meetings	Last Time
1	West Alabama	71	2017
2	Delta State	61	2017
3	Jacksonville State	50	2022
4	Troy	44	1992
5	Valdosta State	42	2017
T6	Mississippi College	35	2018
T6	West Georgia	35	2017
8	UT Martin	33	2023

LARGEST MARGIN OF VICTORY

- * UNA's 53-0 win over UT Martin in 1949 is tied for the fourth largest margin of victory in school history along with a 53-0 win over West Georgia in 2008. That record stood for 54 years until UNA defeated Stillman 68-7 in 2003. The record is now at 62 as UNA defeated West Alabama 76-14 in 2005.

TOOK HIS VITAMINS AND SAID HIS PRAYERS

- * The school record for field goals in a single game was set against UT Martin in 1969 by David Hogan with five. The record was later matched in 2012 by Michael Schuster and in 2018 by Chandler Carrera. Hogan also holds the record for points scored by kicking in a single game with 19.

EIGHT PICKOFFS VS. THE SKYHAWKS

- * The school record for interceptions in a single game is eight, which was set against UT Martin in 1968. Don Richard had three of those interceptions, tying the single game individual record. Rod Brooks later tied this record in 1982 against UT Martin.

THE FIRST-EVER 100 YARD RETURN

- * UNA's first-ever kickoff return that went 100 yards came against UT Martin in 1970, as Bobby Joe Pride took it to the house. His 100 yard record was later matched by Delvon Carpenter in 2017.

THE SECOND-LONGEST RETURN, TOO?

- * In 1989, Troy Nelson returned a kickoff for a 99 yard touchdown against UT Martin, meaning two of the three longest kickoff returns in school history are against the Skyhawks.

RUSHING AGAINST UT MARTIN

- * UNA's 12th-best rushing performance in a single game came against the Skyhawks in 1969, as the Lions ran for 413 yards. Also, the ninth-longest run from scrimmage in school history came from Bennie Burns in 1974 against UT Martin, going 87 yards. That record is currently held by Parker Driggers with a 99 yard run against Robert Morris in 2021.

THE WARDEN IS IN TOWN

- * Redshirt senior wide receiver Kobe Warden had his first and only 100 yard receiving game against UT Martin last season with 11 grabs for 106 yards and a touchdown. He currently has 10 catches for 120 yards through three games this season.

2024 North Alabama Notes - Preliminary Notes

EVERYONE'S BACK

* UNA has the rare distinction of retaining almost every coach from last season, as the only departures were quarterbacks coach Jake Bentley and offensive analyst Wesley White. Outside of that, Coach Dearmon returned 11 of 13 assistants from last season, including both coordinators and every position coach minus QB. Dearmon assumed the quarterbacks position himself this offseason and leads the group in 2024.

A FAMILIAR FACE

* A 2010 inductee into the UNA Athletics Hall of Fame is back on the sidelines for the Lions, as former standout player Steve Carter came out of retirement this Spring and will help coach the Lions this fall. Carter previously served as an assistant at UNA in the 1980s, defensive coordinator at Delta State and was the head coach locally at Colbert County and Wilson High Schools.

NEW BUILDER ON THE BLOCK

* UNA's starting quarterback is Ari Patu, a transfer from Stanford who graduated in three years from the highly-regarded academic program with a degree in architecture. Patu developed his passion at an early age with Legos, progressed that to Minecraft and later began working on his own studio and helped design a building for the Boys and Girls Club.

FAMILY CONNECTION

* Ari Patu, a California native, found out about UNA from his father, Saul. Saul played football at Oregon with current UNA wide receiver coach Samie Parker, who is one of the all-time greats for Oregon football and track. Patu's parents met at Oregon, as his mother, Alana, played on the softball team. Ari's brother, Orin, played at both Cal and Arizona, while his cousin, Naomi Muliauoapele, played basketball at Stanford and was drafted to the WNBA by the Utah Starzz.

BRATTON BACK IN THE SHOALS

* One of UNA's most exciting offseason signings was former UAB starting linebacker and Muscle Shoals native Jackson Bratton. Bratton committed to Alabama out of high school as a four-star recruit and spent two seasons with the Tide during the 2020 national championship win and 2021 playoff run. He transferred to UAB for two seasons and was the second-leading tackler in 2023.

MUSCLE SHOALS CONNECTION

* Bratton isn't the only Muscle Shoals native on the roster. Graduate transfer Caleb McDougale played with Bratton at MSHS and also played at Alabama for two seasons. He is expected to contribute right away at the safety position. Phil Steele Freshman All-American Jyheam Ingram played with both guys in high school and is back at UNA as a sophomore. On the offensive side of the ball is redshirt sophomore guard Collin Wright representing the Trojans. Wright has been with UNA since 2022.

DEARMON GOES TO THE WELL

* Coach Brent Dearmon spent the last three seasons as offensive coordinator for Kansas, MTSU and Florida Atlantic before taking the head job at UNA in December 2022. Six current UNA players are from those schools, including safety Edwin White Schultz and wide receiver Tanaka Scott from Kansas, kicker Scott Payne from MTSU and defensive end Marlon Krakue, defensive back Jahbari Hill and quarterback TJ Smith from FAU.

IN-STATE EMPHASIS

* From the local products of Northern Alabama, to Coach Dearmon's roots in Mobile, to everything in between, the UNA roster has 73 players from the state of Alabama this season. Additionally, 33 players are from bordering states, including Florida (12), Georgia (7), Tennessee (11) and Mississippi (3).

SEAY YOU OUT THERE

* HERO Sports released its top cornerbacks by conference for the 2024 season in July, as redshirt junior AJ Seay was named the top returning cornerback in the UAC. He had two picks, one pick-six and eight passes defended in 2023.

A WISE DECISION

* Redshirt senior defensive lineman Grant Wisdom transferred to UNA from Austin Peay for the 2023 season. Wisdom, a local product from Deshler High School, follow in his father's footsteps as his dad, Harold Wisdom, played and coached at UNA.

INTERNATIONAL IMPORTS

* The Lions added two international players this offseason, including offensive lineman Dominic Braesch from Germany and tight end / longsnapper Braden Forscutt of Canada. Braesch transferred from Georgia State and moved from Germany to England to join the NFL Academy for high school. Forscutt prepped at Trinity Christian Academy in Florida and was nicknamed "Gretzky" for his ties to Winnipeg, Manitoba.

NOT THAT MICHAEL

* UNA added Michael Jordan Jr. as a defensive back this offseason, but not the son of the former Chicago Bulls legend. Instead, Jordan comes to UNA from Lehigh and his father, Michael, played football at Tulane.

HEATHERLY PLACE

* Starting tight end Kaleb Heatherly enters his junior season at UNA after two successful seasons as a starter in 2022 and 2023. Heatherly's brother, Jacob, was a third round draft pick of the Cincinnati Reds in 2017 and currently plays in AA Chattanooga.

MEDICAL MAINSTAYS

* The UNA athletic training staff has a number of familiar faces, including Associate Athletic Director for Sports Medicine Josh Penny, who enters his 22nd season at UNA. Another familiar face is UNA Athletic Hall of Famer and former head athletic trainer Johnny Long, who continues to help the program and enters his 54th UNA football season. That's a combined 76 seasons, which spans the exact amount of years UNA football has existed since the rebirth of the program in 1949.

MICROPHONE MAINSTAYS

* The 2024 broadcast crew for home ESPN+ games and road radio games is the longtime tandem of "Voice of the Lions" Benjamin Ray and color analyst Bryan Neece.

* Ray and Neece are the second-longest tenured booth behind Jerry Knight and Bill Hunt, who were together for nine seasons. The current duo enters their eighth season together.

* Neece will become the longest-tenured analyst in school history this season as he enters his 10th season. Bill Hunt had the previous record from 1989-1998. Neece began with UNA in 2014 alongside Phil Stevenson and current SID Mike Ezekiel as sideline reporter.

* Ray is tied for the third-longest tenured radio play-by-play voice for UNA. He sits behind George Manush, who was the first-ever voice for UNA for 15 seasons, as well as Jerry Knight who served nine seasons along with Hunt. Ray is now tied with JD Byers, who spent eight seasons in the chair before serving the same role at South Alabama this past decade.

* UNA's home radio team will be Jordan Campbell and Jacob Tucker. Campbell has served a pinch hit role with UNA in various sports the last few years, but will take the main play-by-play chair for football this season. Meanwhile, Tucker is a former Harlon Hill Finalist for UNA in 2016 and enters his fourth season as analyst.

2024 North Alabama Notes — Preliminary Notes

DEARMON'S FIRST SEASON AS LIONS HEAD COACH

* North Alabama Director of Athletics Dr. Josh Looney announced the hiring of Brent Dearmon as the 12th head football coach at the University of North Alabama.

* Brent Dearmon spent the 2022 season as the Offensive Coordinator at Florida Atlantic University. Prior to FAU he served as the Offensive Coordinator at both Middle Tennessee State (2021) and Kansas (2020).

HEAD COACH BRENT DEARMON

* UNA head coach Brent Dearmon's coaching resume extends back to 2007 as a student assistant at his alma mater, Bethel University, and includes 10 years of collegiate coaching experience at six different institutions. He has a 10-1 record in his lone season as a head coach.

* As a player, Dearmon was a four-year starting quarterback at Bethel University from 2003 to 2006.

Brent Dearmon as a Head Coach

2018	Bethel University (TN)	10-1
2023	North Alabama	0-0
		10-1 Record

Brent Dearmon Coaching Chronology

2022: Florida Atlantic (Offensive Coordinator)
2021: Middle Tennessee State (Offensive Coordinator)
2020: Kansas (Offensive Coordinator)
2019: Kansas (Senior Offensive Consultant)
2018: Bethel University (TN) (Head Coach)
2015-17: Arkansas Tech (Offensive Coordinator)
2013-14: Auburn (Analyst)
2011-12: B.C. Rain HS (AL) (Head Coach)
2008-10: Vigor HS (AL) (Offensive Coordinator)
2007: Bethel University (TN) (Student Assistant)

UAC PLAYERS OF THE WEEK

* UNA has won eight player of the week awards from the UAC in two seasons, including four already this season.

- Takairee Kenebrew (Off.)	2023
- Philjae Bien-Aime (Def.)	2023
- Noah Walters (Off.)	2023
- Jyheam Ingram (Freshman)	2023
- Gregory Reddick (Def.)	Week 0 - 2024
- Jalen Fletcher (Freshman)	Week 0 - 2024
- Fred Vili (Freshman)	Week 1 - 2024
- Josh Anglin (Freshman)	Week 2 - 2024

FRESHMAN TAKEOVER

* Three weeks, three awards. UNA has won all three Freshman of the Week awards from the United Athletic Conference this season, as linebacker Josh Anglin won the award this week. In two years of UAC Football, the Lions have won freshman of the week more than anyone with four claims.

ANGLIN FOR MORE

* Making his first career start and third career appearance, Josh Anglin wow'ed the home crowd with 12 tackles, two for loss and a forced fumble against nationally-ranked Illinois State. He is expected to start at Will linebacker again this week.

CHALLENGING SCHEDULE IN 2023

* Of UNA's 11 opponents last season, five finished ranked - including FBS No. 6 Florida State - and three additional teams have received

votes in one of the two major polls at least once last season.

Team	Coaches Poll	Media Poll	vs. UNA
Mercer	20	17	#20/22
Chattanooga	19	14	RV (both)
Tarleton State	RV	RV	RV (both)
Tennessee Tech	---	---	---
UT Martin	21	25	RV (both)
Eastern Ky.	---	---	RV (both)
Abilene Chr.	---	---	---
Utah Tech	---	---	---
Austin Peay	10	18	#20/20
Central Ark.	RV	RV	#25/RV
Florida State	6 (FBS)	6t (FBS AP)	#4 (both)

CHALLENGING SCHEDULE CONTINUES

* Coach Brent Dearmon has often said for UNA to become a playoff team, it must play a challenging schedule.

* UNA's last seven opponents, dating back to three last season, have either been ranked or receiving votes in the FBS or FCS polls.

- 2023 - Austin Peay - #10/18 FCS
- 2023 - Central Ark. - #25/RV FCS
- 2023 - Florida State - #4/4 FBS
- 2024 - SE Missouri - RV FCS (Stats Perform)
- 2024 - Memphis - RV/RV FBS
- 2024 - Illinois St. - #20/21 FCS
- 2024 - UT Martin - RV FCS (Coaches Poll)

TAKAIREE KENEBREW STILL SEEKING RECORDS

* Seventh-year senior Takairee Kenebrew has already broken the school record for career touchdown catches, though he is still seeking his first one of the 2024 season.

* Last week against Illinois State, Kenebrew caught seven passes for 129 yards for his first 100-yard game of the season. He has eight for his career, including three in 2023.

* TK ranks 13th on the career reception list at UNA and need 14 to move into the UNA Top 10. He is also eighth in career yardage at 1,971 and needs 20 yards to move into a tie for seventh with former teammate Cortez Hall, who played from 2018-22.

OLDEST MAN IN COLLEGE FOOTBALL?

* Takairee Kenebrew enters his seventh season at UNA, joining the team in 2018. After a redshirt season, an injury redshirt season and a COVID waiver for 2020, Kenebrew finally burned his first year of eligibility in 2021.

* In the locker room after UNA's game at Florida State to end the season, Kenebrew announced to his teammates he planned to return for 2024 as a seventh year senior. After clearance from compliance in January, Kenebrew took to social media with help from the media relations team and announced he would be returning for a seventh season to the public.

* "TK" has 98 career receptions entering the 2024 season and currently holds two all-time school records (season touchdowns and career touchdowns) and five Division I era school records.

* Kenebrew is the only current UNA player born before 2000.

KENEBREW BREAKS SCHOOL'S CAREER TD RECORD

* Then-redshirt senior Takairee Kenebrew tied the all-time career record for reception touchdowns at UNA on Senior Day against Central Arkansas with two touchdown catches. He went on to break that record against Florida State.

KENEBREW GETS US STARTED

* Takairee Kenebrew scored the first touchdown for UNA in 6 of 11 games last season, including four of five home games.

OTHER LONG-TIME LIONS

* Only three Lions remain from the 2020 roster, which was shortened due to the COVID-19 pandemic.

2024 North Alabama Notes - Preliminary Notes

BREAKING PRIMETIME RECORDS

- * UNA ended the 2023 season against No. 4 Florida State.
- * This game drew 1.3 million viewers, ranking as one of the top four networks in broadcast prime in key demos such as Adults 18-49 and Adults 25-54, beating networks such as CBS.
- * The 1.3 million viewers also delivered the largest primetime audience for the CW network in over six years.

NORTH ALABAMA VS. THE BIG-SOUTH OVC

- * UNA has played 49 games against current members of the Big South-OVC alliance, many of which came during UNA's stint in the Big South back in 2021.
- * The Lions are 26-21-2 against Big South-OVC current members
- * Last season, UNA defeated Tennessee Tech but lost to UT Martin.
 - vs. Charleston Southern 1-1
 - vs. Eastern Illinois 0-1
 - vs. Gardner-Webb 1-1
 - vs. SEMO 1-1
 - vs. Tennessee Tech 3-5-1
 - vs. UT Martin 19-13-1
 - vs. Western Illinois 1-0

NORTH ALABAMA VS. FCS

- * The Lions have a 19-43 record against teams in the FCS (formerly I-AA) Division. The first opponent at the level came in 1978, as UNA defeated Austin Peay by a 10-6 final. UNA's first loss came to East Tennessee State by a 27-7 final in Florence.

UNA VS. RANKED OPPONENTS

- * The Lions are 0-18 against ranked Division I opponents.
- * However, the Lions did win against Chattanooga last season, who was receiving votes at the time but finished the year ranked No. 14 and made the second round of the FCS Playoffs.
- * UNA has only played two ranked FBS opponents all-time, including last season's game at Florida State. The Lions led 13-0 midway through the second quarter and only trailed 28-13 at the half, drawing lots of attention against a playoff contender.

* UNA All-time vs. Nationally Ranked FCS Opponents:

1994	at #3 Youngstown State	L 14-17
2016	at #3 Jacksonville State	L 12-31
2018	at #1 North Dakota State	L 7-38
2019	at #23 Montana	L 17-61
2019	at #13 Jacksonville State	L 12-30
2019	at #4 Kennesaw State	L 17-41
2019	at #20 Monmouth	L 38-49
2021	#17 Southeastern Louisiana	L 28-49
2021	#24 Chattanooga	L 0-24
2021	at #11 Jacksonville State	L 24-27
2021	#5 Kennesaw State	L 24-28
2022	at #9 Chattanooga	L 14-41
2023	vs. #20 Mercer	L 7-17
2023	at #20 Austin Peay	L 39-49
2023	#25 Central Arkansas	L 14-27
2024	#21 Illinois State	L 17-24

* UNA vs. nationally ranked FBS opponents:

2020	at #8 BYU	L 14-66
2023	at #4 Florida State	L 13-58

2023 STRENGTH OF SCHEDULE STATISTICS

- * Last season, UNA ranked among the FCS leaders in strength of schedule. Based on win percentage and rankings, UNA had the toughest schedule in FCS football the final four weeks with Austin Peay, Central Arkansas and Florida State.

- NCAA Metric (Future Opps): 1st of 128 FCS teams
- NCAA Metric (Cumulative): 2nd of 128 FCS teams
- Massey Ratings: 26th of 128 FCS teams

UNA VS. FCS OPPONENTS

- * UNA is 13-35 against FCS opponents since making the move to Division I in 2018.
- * The Lions are 19-43 against FCS schools since 1978.
- * Before hosting Western Illinois in the 2019 season-opener, North Alabama had played 11 straight games against FCS opponents on the road, dating back to 1992 at Braly Stadium against Troy.
- * Prior to the 26-17 win over Western Illinois, UNA's last win over an FCS opponent in Florence was a 17-3 win over Missouri State (then known as Southwest Missouri State), in 1982.

UNA All-time vs. FCS Opponents

1978	at Austin Peay	Won	10-6
1979	at Middle Tennessee State	Won	20-17
1979	EAST TENNESSEE	Lost	7-27
1980	MIDDLE TENNESSEE STATE	Won	36-0
1981	at Missouri State	Won	28-21
1982	MISSOURI STATE	Won	17-3
1992	TROY	Lost	10-24
1993	at #3 Youngstown State	Lost	14-17
1999	at Elon	Lost	15-35
2002	at Samford (2 OT)	Lost	21-24
2003	at Jacksonville State	Won	28-16
2013	at Jacksonville State (2 OT)	Lost	21-24
2016	at #3 Jacksonville State	Lost	12-31
2018	at Southern Utah	Won	34-30
2018	at Alabama A&M	Won	25-20
2018	at #1 North Dakota State	Lost	7-38
2018	at Campbell	Lost	7-30
2018	at Jackson State	Won	24-7
2019	WESTERN ILLINOIS	Won	26-17
2019	at #22 Montana	Lost	17-61
2019	ALABAMA A&M	Lost	24-31
2019	at #13 Jacksonville State	Lost	12-30
2019	PRESBYTERIAN	Won	41-21
2019	at Hampton	Lost	34-40
2019	CHARLESTON SOUTHERN	Lost	20-25
2019	at #4 Kennesaw State	Lost	17-41
2019	CAMPBELL	Won	25-24
2019	at #20 Monmouth	Lost	38-49
2019	at Gardner-Webb	Won	34-30
2020	JACKSONVILLE STATE	Lost	17-24
2021	#17 SOUTHEASTERN LOUISIANA	Lost	28-49
2021	CHATTANOOGA	Lost	0-20
2021	at Jacksonville State	Lost	24-27
2021	at Nicholls State	Lost	14-31
2021	CAMPBELL	Lost	31-48
2021	at North Carolina A&T	Lost	34-38
2021	ROBERT MORRIS	Won	42-31
2021	CHARLESTON SOUTHERN	Won	45-22
2021	at Monmouth	Lost	33-45
2021	KENNESAW STATE	Lost	24-28
2021	at Hampton	Won	35-27
2022	at Indiana State (OT)	Lost	14-17
2022	at Chattanooga	Lost	14-41
2022	TARLETON STATE	Lost	28-43
2022	at Kennesaw State (2 OT)	Lost	34-40
2022	vs. Jacksonville State	Lost	31-47
2022	at Eastern Kentucky	Lost	53-56
2022	at Central Arkansas	Lost	29-64
2022	AUSTIN PEAY	Lost	35-38
2022	TENNESSEE TECH	Lost	27-35
2023	vs. #20 Mercer	Lost	7-17
2023	CHATTANOOGA	Win	41-27
2023	at Tarleton State	Lost	31-52
2023	at Tennessee Tech	Win	20-7
2023	UT MARTIN	Lost	21-37
2023	EASTERN KENTUCKY	Lost	22-32
2023	at Abilene Christian	Lost	13-30
2023	UTAH TECH	Won	31-30
2023	at #20 Austin Peay	Lost	39-49
2023	at #25 Central Arkansas	Lost	14-27
2024	vs. Southeast Missouri	Lost	15-37
2024	#21 ILLINOIS STATE	Lost	17-24

2024 North Alabama Notes - Preliminary Notes

CAREER DAY FOR PATU

* UNA quarterback Ari Patu is starting to find rhythm as the signal caller for the Lions, throwing for a career-high 328 passing yards last week against Illinois State. He also threw his first touchdown pass as a Lion to Kobe Warden in the third quarter of last week's game.

* Patu connected with Tanaka Scott for a 41 yard catch and KJ Fields for a 31 yard catch, which are both career longs for the UNA wide receivers. Scott is a redshirt junior transfer from Kansas.

LOOKS LIKE TRADITION

* In the home opener against Illinois State, North Alabama debuted its new uniforms that featured...

- Purple jerseys with white "North Alabama" text
- Purple pants with the new Lion head patch
- Purple helmets with the classic "stars" earned for good performances as worn in the 1990s.
- A subtle gold trim on the jerseys
- An adidas patch on the right side
- The UAC logo on the left side to represent UNA's charter membership with the United Athletic Conference.

BACK IN BLACK

* For the first time since 2011, the UNA football team rolled out all black alternate uniforms last October. UNA is now 2-1 the three times it has worn black jerseys (2010, 2011, 2023). The three games were decided by a combined eight points, with both wins decided by one point and the one loss coming in overtime.

JYHEAM INGRAM NAMED DEFENSIVE LEADER

* In 2023, Coach Brent Dearmon honored UNA Athletic Hall of Famer and former NFL linebacker Ronald McKinnon with a special tradition.

* The leader of the UNA defense each season is honored the distinction of wearing the #44 in honor of McKinnon's legacy.

* McKinnon was part of the national championships at UNA from 1993-95 and was honored as the 1995 Harlon Hill Trophy winner given to the best player in Division II football. He is still the only player to win the award as a defensive player.

* Last season, the number was awarded to senior Philip Ossai, who went on to earn all-conference honors and received a mini-camp invite from the Atlanta Falcons this past summer.

* This season, McKinnon came on a zoom call to award the number to promising sophomore Jyheam Ingram, who earned Phil Steele Freshman All-American honors in 2023. Ingram is a local product from Muscle Shoals and finished with 25 tackles last season.

LEAGUE PARITY

* The UAC has been described as a league where anyone can beat anyone on any given week. With the exception of former member Stephen F. Austin, eight of the nine UAC teams won at least one game. SFA departed the league for the Southland abruptly before the 2024 season. The league still has nine members with the addition of West Georgia this season.

NEW KIDS ON THE BLOCK

* Though it was the newest conference in FCS football, the UAC ranked as the third-strongest conference of 17 conferences at the FCS level last season, according to the Massey Ratings. The league had a 20-21 non-conference record, including FBS teams, and were one of just five leagues in FCS to have 20 non-conference wins.

* Last week, Southern Utah became the first UAC member to defeat an FBS team while representing the league, downing former Austin Peay coach Scotty Walden's UTEP team in double OT.

UNA REMAINS LAST D2 OVER FBS WIN

* UNA remains the last Division II team to beat a Division I-A (FBS) team, defeating Southwestern Louisiana (now Louisiana) on October 11, 1997 in four overtimes, 48-42.

JUST OVER 800 ALL-TIME GAMES

* Since 1949, UNA has played in 808 games. Below are some key milestone victories for the program in that span.

Win	Opponent	Score	Year	Site
1	Samford	28-7	1949	Home
50	Southeast Missouri State	63-13	1956	Home
100	Mississippi College	35-14	1968	Away
200	Alabama A&M	6-3	1985	Away
300	West Georgia	21-18	1997	Home
400	Glenville State	54-10	2010	Away
450	Valdosta State	44-19	2016	Home

SCORIGAMI!!

* The Lions have played 808 all-time games heading into this week against Illinois State. UNA had five unique scores over 11 games last season and already has one in 2024.

Opponent	Score	W/L	Scorigami?	Last time
1. Mercer	17-7	L	No	1978 vs. Delta St.
2. Chattanooga	41-27	W	Yes	
3. Tarleton St.	52-31	L	Yes	
4. TN Tech	20-7	W	No	2017 vs. Delta St.
5. UT Martin	37-21	L	No	1977 vs. ETSU
6. EKU	32-22	L	Yes	
7. Abilene Chr.	30-13	L	Yes	
8. Utah Tech	31-30	W	No	2012 vs. Miles
9. Austin Peay	49-39	L	Yes	
10. Central Ark.	27-14	L	No	1979 vs. Troy
11. Florida State	58-13	L	No	1994 vs. Ala. A&M
1. SEMO	37-15	L	Yes	
2. Memphis	40-0	L	No	1985 vs. Miles
3. Illinois State	24-17	L	No	2020 vs. Jax State

NORTH ALABAMA VS. RANKED FCS TEAMS

1994

Oct. 8 at Youngstown State 3rd 14-17 L

2016

Sept. 1 at Jacksonville State 3rd 12-31 L

2018

Sept. 15 at North Dakota State 1st 7-38 L

2019

Sept. 7 at Montana 23rd 17-61 L

Sept. 21 at Jacksonville State 13th 12-30 L

Oct. 26 at Kennesaw State 4th 17-41 L

Nov. 9 at Monmouth 20th 38-49 L

2021

Sept. 4 Southeastern Louisiana 17th 28-49 L

Sept. 11 Chattanooga 24th 0-20 L

Sept. 18 at Jacksonville State 11th 24-27 L

Nov. 13 Kennesaw State 5th 24-28 L

2022

Sept. 17 at Chattanooga 9th 14-41 L

2023

Aug. 26 vs. Mercer (FCS Kickoff) 20th 7-17 L

Oct. 28 at Austin Peay 20th 39-49 L

Nov. 4 Central Arkansas 25th 14-27 L

2024

Sept. 7 Illinois State 21st 17-24 L

* In 1994, Youngstown State was the defending FCS National Champion and went on to win another championship that season.

* In 2016, Jacksonville State won the Ohio Valley Conference Championship and advanced to the FCS Playoffs.

2024 North Alabama Notes - Game 1 Box Score



Scoring Summary report
North Alabama vs Southeast Missouri (Aug 24, 2024)
North Alabama (0-1) vs Southeast Missouri (1-0)

Date: Aug 24, 2024
Site: Montgomery, Alabama
Stadium: Cramton Bowl
Attendance: 4358

SCORE BY QUARTERS

Team	1st	2nd	3rd	4th	Total
North Alabama	8	7	0	0	15
Southeast Missouri	7	6	8	16	37

SCORING SUMMARY

Qtr	Time	Scoring Play	V-H
1st	09:29	SEMO - #0 C.Pedro 4 yd pass from #10 P.DeLaurent (#49 D.Pippin kick), 12-57, 04:28	0-7
1st	01:22	UNA - #6 J.Allen 3 yd rush (#4 T.Scott pass from #7 B.Harris), 7-85, 03:47	8-7
2nd	04:11	UNA - #1 A.Patu 11 yd rush (#37 S.Contorno kick), 5-61, 01:49	15-7
2nd	00:18	SEMO - #22 P.Brown 1 yd rush (#87 B.Thompson pass from #8 C.Hensley failed), 10-46, 03:53	15-13
3rd	00:15	SEMO - #22 P.Brown 25 yd rush (#3 B.Epton, Jr. rush), 9-73, 04:26	15-21
4th	07:13	SEMO - #22 P.Brown 1 yd rush (#3 B.Epton, Jr. rush failed), 7-78, 04:04	15-27
4th	05:32	SEMO - #8 C.Hensley 1 yd rush (#49 D.Pippin kick), 3-19, 01:21	15-34
4th	02:43	SEMO - #49 D.Pippin 41 yd FG, 4-7, 02:19	15-37

TIME DETAILS

Kickoff time: 06:05 PM
End of Game: 09:33 PM
Total elapsed: 03:27

OFFICIALS

Referee: Brad Carrell
Umpire: TJ Cunningham
Linesman: Jeff Leyhue
Line judge: Shane Dewitt
Back judge: Richard Guy
Field judge: Pat Pownall
Side judge: Michael Taylor
Center judge: Paul Print
Replay Official: John Griswold

WEATHER

Weather: Sunny 89 F
Wind: South West 8 mph

2024 North Alabama Notes - Game 2 Box Score



Scoring Summary report
North Ala. vs Memphis (Aug 31, 2024)
North Ala. (0-2) vs Memphis (1-0)

Date: Aug 31, 2024
Site: Memphis, Tennessee
Stadium: Simmons Bank Liberty Stadium
Attendance: 25849

SCORE BY QUARTERS

Team	1st	2nd	3rd	4th	Total
North Ala.	0	0	0	0	0
Memphis	7	24	3	6	40

SCORING SUMMARY

Qtr	Time	Scoring Play	V-H
1st	10:05	MEM - #2 M.Anderson Jr. 4 yd rush (#15 C.Costa kick), 10-70, 04:48	0-7
2nd	14:56	MEM - #82 A.Landphere 2 yd pass from #9 S.Henigan (#15 C.Costa kick), 9-52, 03:56	0-14
2nd	08:11	MEM - #86 B.Doyle 32 yd pass from #9 S.Henigan (#15 C.Costa kick), 3-54, 01:37	0-21
2nd	05:20	MEM - #2 M.Anderson Jr. 5 yd rush (#15 C.Costa kick), 3-26, 01:20	0-28
2nd	00:34	MEM - #15 C.Costa 38 yd FG, 8-35, 02:31	0-31
3rd	01:25	MEM - #15 C.Costa 21 yd FG, 7-59, 03:35	0-34
4th	12:29	MEM - #13 G.Desrosiers Jr. 5 yd rush (#15 C.Costa kick missed), 4-63, 02:20	0-40

TIME DETAILS

Kickoff time: 06:02 PM
End of Game: 09:05 PM
Total elapsed: 03:02

OFFICIALS

Referee: Steven Anderson
Umpire: Jim Losey
Linesman: Jeff Pruitt
Line judge: Jeff Beeler
Back judge: Michael Kennedy
Field judge: Matthew Smyth
Side judge: Dustin Drawhorn
Center judge: Rich Lacsamana
Replay Official: Mark Larson

WEATHER

Weather: Cloudy 89 F
Wind: South East 5 mph

2024 North Alabama Notes - Game 3 Box Score



Scoring Summary report
Illinois State vs North Alabama (Sep 07, 2024)
Illinois State (1-1) vs North Alabama (0-3)

Date: Sep 07, 2024
Site: Florence, Alabama
Stadium: Braly Stadium
Attendance: 8014

SCORE BY QUARTERS

Team	1st	2nd	3rd	4th	Total
Illinois State	7	7	10	0	24
North Alabama	3	0	7	7	17

SCORING SUMMARY

Qtr	Time	Scoring Play	V-H
1st	11:17	ISU - #89 M.Bartol 18 yd pass from #16 T.Rittenhouse (#31 I.Wagner kick), 7-75, 03:39	7-0
1st	07:27	UNA - #36 S.Payne 25 yd FG, 9-67, 03:50	7-3
2nd	11:42	ISU - #16 T.Rittenhouse 3 yd rush (#31 I.Wagner kick), 9-65, 03:18	14-3
3rd	06:17	UNA - #14 K.Warden 15 yd pass from #1 A.Patu (#36 S.Payne kick), 8-80, 04:38	14-10
3rd	06:00	ISU - #16 T.Rittenhouse 71 yd rush (#31 I.Wagner kick), 1-71, 00:10	21-10
3rd	00:11	ISU - #31 I.Wagner 21 yd FG, 13-83, 04:48	24-10
4th	10:57	UNA - #1 A.Patu 7 yd rush (#36 S.Payne kick), 4-72, 01:25	24-17

TIME DETAILS

Kickoff time: 06:02 PM
End of Game: 09:22 PM
Total elapsed: 03:20

OFFICIALS

Referee: Jereme Tate
Umpire: Damian Droessler
Linesman: Justin Nash
Line judge: Jason LaBorde
Back judge: David Prather
Field judge: Joe Greene
Side judge: Ryan Thompson
Center judge: Bryce Rood
Replay Official: Dana Woods

WEATHER

Weather: Sunny 81 F
Wind: South East 9 mph

2024 North Alabama Notes - The Brent Dearmon File



The Dearmon File

Age: 39

Hometown: Mobile, Alabama

High School: Vigor HS (AL) - 2005

College: Bethel (TN) - 2008

Professional: Evansville BlueCats, Tennessee Valley Vipers, San Angelo Stampede Express

Overall Record: 13-12 (2nd)

UNA Record: 3-11 (2nd)

Previous Coaching Stops (College Level): Florida Atlantic, Middle Tennessee, Kansas, Bethel, Arkansas Tech, Auburn

An Alabama native who has been a collegiate head coach and served as offensive coordinator at Arkansas Tech, Kansas, Middle Tennessee State and Florida Atlantic, Brent Dearmon was named as the 12th head football coach at the University of North Alabama on December 3, 2022. He enters his second season in 2024.

Dearmon, a Saraland, Ala., native, came to UNA after serving as offensive coordinator at Florida Atlantic during the 2022 season. He was offensive coordinator at Middle Tennessee State in 2021 and was offensive coordinator, quarterbacks coach and senior offensive consultant at the University of Kansas in 2019 and 2020.

"From the start to the end of our search process we never wavered in our expectations to hire someone who has demonstrated success as a head coach, possessed a high level of play-calling experience at the Division I level, and has displayed the ability to communicate effectively with student-athletes, the university, and the community," said UNA Director Athletics Dr. Josh Looney. "Brent Dearmon comes from a championship football family in the state of Alabama, brings proven results in recruiting, and is regarded as an innovative offensive mind amongst his peers."

"Brent was not only on the top of our list when this search began, but he exceeds all the expectations we were seeking in the next leader of UNA Football. We are very excited to welcome Brent, Amanda (wife), Carter (11), Isabella (9), and Madden (3) to The Shoals. It's a great day to Raise The Roar!"

"This is an exciting time for the University of North Alabama, with record enrollment, expanding academic programs and on-going facility projects," said UNA President Dr. Ken Kitts. "The success of our Division I athletic program is a key element of our strategic plan, and this hire is a big step in that direction. It says a lot about the success and stability of our program that Brent Dearmon will become just the 11th person to lead the Lion football program as head coach in its 74-year history. I want to thank Athletic Director Dr. Josh Looney, our search committee and search firm for their diligent work to bring Brent to our campus and we look forward to a bright future for Lion football."

Dearmon, who authored one of the leading books in RPO offensive strategy entitled "The Evolution of the RPO," said he is excited about the opportunity.

"My family and I are thrilled to lead such a decorated program and university into a new era," said Dearmon. "We are going to build men of toughness, with high character and give the Shoals community a product to be proud of, on and off the field. I'm excited about the vision that Dr. Kitts and Dr. Looney have for the UNA football program. It's time to Raise The Roar."

A graduate of Vigor High School, Dearmon was a four-year starting quarterback at Bethel University in McKenzie, Tenn. He then began his coaching career as a student coach at Bethel in 2007, before serving as the offensive coordinator at Vigor from 2008-10. The Wolves won the 2008 Alabama Class 5A State Championship. It was the fourth state title for the Dearmon family of coaches. His father Roger won two state titles at Vigor in 1987 and 1988 and his brother Matt helped Saraland claim a state title on Friday.

His first head coaching experience came at B.C. Rain High School for two seasons, 2011-12, before being hired as an analyst at Auburn University for the 2013-14 seasons. He served as a running backs analyst in 2013 and a wide receivers analyst in 2014 under Gus Malzahn. While he was at Auburn, the Tigers posted a combined 20-7 record, including an 11-5 mark in SEC play. The 2013 Tigers captured the SEC title en route to an appearance in the BCS National Championship Game.

He joined the staff at Arkansas Tech in 2015 as offensive coordinator under former UNA assistant coach Raymond Monica. After averaging 36.5 points in 2015 and 31.5 in 2016, Dearmon's offense racked up 40 points per game to lead the Great American Conference. He also had a quarterback earn all-conference honors in each of his three seasons at Arkansas Tech.

In his one season as head coach at Bethel in 2018, Dearmon guided the team to the best season in school history. BU posted a 10-0 regular season mark and a No. 3 ranking, while averaging 540.3 yards and the second-highest scoring average in the country at 55.0 points per game. He was named Mid-South Conference Coach of the Year.

Dearmon then made the rare jump from the NAIA to the FBS when he joined Les Miles staff at Kansas in 2019 as a senior offensive consultant. Mid-way through the 2019 season, Dearmon took over as the program's offensive coordinator and led the team to a 24.1 scoring average and more than 400 yards of total offense per game. His Jayhawk offense churned out 569 yards of offense at Texas, then followed up with 527 yards of offense in a win over Texas Tech.

Dearmon is a 2008 Bethel graduate with a B.S. in Mathematics.



2024 North Alabama Notes

COACHING STAFF

Head Coach: **Brent Dearmon**
 Alma Mater: Bethel (2008)
 Record at UNA: 3-11 (2 Season)
 Collegiate record: 13-12 (3 Seasons)
 Best time to call: Mornings
 Position Focus: Quarterbacks

OFFENSIVE COACHING STAFF:

Offensive Coordinator/Tight Ends: **Kevin Wewers** (Arkansas Tech, 2011)
 Quarterbacks: **Brent Dearmon**
 Receivers: **Samie Parker** (Oregon, 2005)
 Running Backs: **Morgan Cruce** (Lambuth, 2008)
 Offensive Line: **Richard Hutchings** (Langston, 2013)
 Defensive Analyst: **Bret Peterson**

DEFENSIVE COACHING STAFF:

Defensive Coordinator: **Brock Caraboa** (Marian, 2011)
 Linebackers: **DeShaun Davis** (Auburn, 2017)
 Defensive Line: **Thomas Johnston** (UAB, 2021)
 Defensive Backs: **De'Von Lockett** (Northwestern State, 2002)
 Special Teams Coordinator/Nickels: **Luke Roth** (Bethel, 2010)
 Defensive Analyst: **Kyle Persons**

STAFF

Director of Football Operations: **Morgan Cruce**
 Assistant Director of Football Operations: **Erin McFry**
 Director of Player Development: **Kerryon Johnson**
 Director of Player Personnel: **Ben Hamner** (Alabama, 2022)
 Head Equipment: **Logan Ellis** (North Alabama, 2020)
 Head Strength Coach: **Steve Herring** (North Alabama, 1985)
 Head Athletic Trainer: **Josh Penny** (West Alabama, 1999)

TEAM INFORMATION

RECORD LAST YEAR:	3-8
CONFERENCE RECORD/FINISH:	1-5 (UAC)
OFFENSIVE LETTERMEN	34
RETURNING	22
LOST	12
DEFENSIVE LETTERMEN	37
RETURNING	21
LOST	16
SPECIAL TEAMS LETTERMEN	4
RETURNING	3
LOST	1
TOTAL LETTERMEN	75
RETURNING	44
LOST	31
OFFENSIVE STARTERS	
RETURNING	7
LOST	4
DEFENSIVE STARTERS	
RETURNING	8
LOST	3
SPECIALTY STARTERS	
RETURNING	3
LOST	1
TOTAL STARTERS	
RETURNING	18
LOST	8

2024 UNIVERSITY OF NORTH ALABAMA OPPONENTS (PRESEASON INFO)

Opponent	Record Last Year	Last Meeting	Result	UNA's Record vs. Opponent
Southeast Missouri	4-7	1956	UNA won 63-13 in Florence	1-0
Memphis	10-3	2022	MEM won 59-0 in Memphis	0-1
Illinois State	6-5	N/A		0-0
UT-Martin	8-3	2023	UTM won 37-21 in Florence	19-13-1
*Tarleton State	8-3	2023	TSU won 52-31 in Stephenville	1-3
*West Georgia	6-4	2017	UWG won 37-23 in Carrollton	22-13
*Utah Tech	2-9	2023	UNA won 31-30 in Florence	1-0
*Abilene Christian	5-6	2023	ACU won 30-13 in Abilene	1-1
*Central Arkansas	7-4	2023	UCA won 27-14 in Florence	15-7
*Austin Peay	9-3	2023	APSU won 49-39 in Clarksville	13-7
*Southern Utah	6-5	2018	UNA won 34-30 in Cedar City	1-0
*Eastern Kentucky	5-6	2023	EKU won 32-22 in Florence	0-2

RETURNING/LOST

Starters

Offense Returning 7

Mickel Clay	OL
Kaleb Heatherly	TE
Takairee Kenebrew	WR
Witt Mitchum	OL
Gage Saint	OL
Kobe Warden	WR
Dakota Warfield	WR

Offense Lost 4

Demarcus Lacey	RB
Logan McInnish	OL
Fau Tai'Vai	OL
Noah Walters	QB

Defense Returning 8

Philjae Bien-Aime	DB
Kaleb Brown	DL
Kam'ron Green	DL
Jyheam Ingram	DL
Shaun Myers	LB
Gregory Reddick	DB
AJ Seay	DB
Edwin White Schultz	DB

Defense Lost 3

Amauri Floyd	LB
Phillip Ossai	DL
K.J. Trujillo	DB

Specialty Returning 3

Sam Contorno	K
Adam Watford	P
Nathan Curry	LS

Specialty Lost 1

Thomas Dowis	H
--------------	---



Senior wide receiver Takairee Kenebrew will be one of the most experienced players in all of college football this year, as he announced in January he would be returning to North Alabama for a seventh season. Kenebrew started at UNA in 2018 and played two games, but redshirted. He then took an injury redshirt in 2019 and a COVID year in 2020. Since 2021, he has been a three-year starter and holds the school record for most career touchdown receptions with 26.

2024 Season Stats



2024-25 North Ala. Football Combined Team Statistics All games

Page 1/3
as of Sep 10, 2024

Team Results

Date	Opponent		Score	Att.
08/24/2024	vs Southeast Mo. St.	L	15-37	4358
08/31/2024	at Memphis	L	0-40	25849
09/07/2024	Illinois St.	L	17-24	8014

Game Records

Record	Overall	Home	Away	Neutral
ALL GAMES	0-3	0-1	0-1	0-1
CONFERENCE	0-0	0-0	0-0	0-0
NON-CONFERENCE	0-3	0-1	0-1	0-1

Rushing

Player	gp	att	gain	loss	net	avg	td	lg	avg/g
Jayvian Allen	2	27	169	6	163	6.0	1	62	81.5
Jalen Fletcher	3	6	52	0	52	8.7	0	26	17.3
Ari Patu	3	33	108	57	51	1.5	2	25	17.0
Dennis Moody	3	18	55	9	46	2.6	0	10	15.3
Adam Watford	3	1	21	0	21	21.0	0	21	7.0
Logan Collier	3	2	10	2	8	4.0	0	10	2.7
Takairee Kenebrew	3	1	7	0	7	7.0	0	7	2.3
Kobe Warden	3	1	4	0	4	4.0	0	4	1.3
Kaden Cooper	3	2	4	0	4	2.0	0	3	1.3
Jalyn Daniels	1	1	3	0	3	3.0	0	3	3.0
A.J. Phillips	3	1	3	0	3	3.0	0	3	1.0
Justin Luke	3	1	1	0	1	1.0	0	1	0.3
TJ Smith	3	3	6	19	-13	-4.3	0	6	-4.3
Total	3	97	443	93	350	3.6	3	62	116.7
Opponents	3	118	653	93	560	4.7	9	71	186.7

Passing

Player	gp	effic	comp-att-int	pct	yds	td	lg	avg/g
Ari Patu	3	100.3	48-86-5	55.8	535	1	47	178.3
TJ Smith	3	163.0	2-2-0	100.0	15	0	13	5.0
Total	3	101.7	50-88-5	56.8	550	1	47	183.3
Opponents	3	147.6	62-87-1	71.3	657	4	45	219.0

Receiving

Player	gp	no.	yds	avg	td	lg	avg/g
Takairee Kenebrew	3	11	133	12.1	0	47	44.3
Kobe Warden	3	10	120	12.0	1	23	40.0
Dakota Warfield	3	8	60	7.5	0	18	20.0
Jayvian Allen	2	4	46	11.5	0	16	23.0
Tanaka Scott	3	4	82	20.5	0	41	27.3
Kaden Cooper	3	3	26	8.7	0	21	8.7
KJ Fields	3	2	35	17.5	0	31	11.7
Dennis Moody	3	2	8	4.0	0	6	2.7
Jalen Fletcher	3	2	14	7.0	0	11	4.7
Jackson Bratton	3	1	15	15.0	0	15	5.0
Ari Patu	3	1	13	13.0	0	13	4.3
Jalyn Daniels	1	1	5	5.0	0	5	5.0
Kaleb Heatherly	3	1	-7	-7.0	0	0	-2.3
Total	3	50	550	11.0	1	47	183.3
Opponents	3	62	657	10.6	4	45	219.0

Team Statistics

	UNA	OPP
First Downs	45	60
Rushing	17	27
Passing	23	27
Penalty	5	6
Rushing Yardage	350	560
Rushing attempts	97	118
Average per rush	3.6	4.7
Average per game	116.7	186.7
TDs Rushing	3	9
Passing Yardage	550	657
Comp-Att-Int	50-88-5	62-87-1
Average per pass	6.3	7.6
Average per catch	11.0	10.6
Average per game	183.3	219.0
TDs Passing	1	4
Total offense	900	1217
Average per play	4.9	5.9
Average per game	300.0	405.7
Kick returns: #-Yards	6-139	5-113
Punt returns: #-Yards	4-16	2-28
Int returns: #-Yards	1-0	5-31
Fumbles-Lost	8-4	4-2
Penalties-Yards	18-112	17-143
Punts-Avg	14-37.5	12-42.8
Time of possession / game	28:31	31:29
3rd-down conversion	11/41	20/41
4rd-down conversion	4/9	1/2
PAT-attempts	(3-3) 100%	(9-10) 90%
2-point conversion-attempts	(1-1) 100%	(1-3) 33%

Interceptions

Player	no.	yds	avg	td	lg
Jackson Bratton	1	0	0.0	0	0
Total	1	0	0.0	0	0
Opponents	5	31	6.2	0	14

RETURNING STATISTICAL LEADERS (Stats from 2023)



PASSING	Comp-Att-Int	Yards	TD
TJ Smith	14-26-0	140	2
Ben Harris	2-4-0	18	0

RUSHING	Att	Yards	Avg	TD
Jalyn Daniels	16	223	13.9	3
Dennis Moody	40	119	2.7	1
Kaden Cooper	16	76	4.3	0

RECEIVING	No.	Yards	Avg	TD
Takairee Kenebrew	42	669	15.9	10
Dakota Warfield	31	366	11.8	4
Kobe Warden	37	293	7.9	3
JJ Evans	17	139	8.1	2
Kenny Rawls	8	95	11.8	2

DEFENSE	UT	AT	TT	TFL-YDS	SACK-YDS	INT/YDS	PD	FR-FF
Edwin White Schultz	49	39	87	6.0-22	2.0-10	0-0	3	1-1
Gregory Reddick	47	24	71	6.0-19	0-0	1-0	2	0-0
Shaun Myers	23	35	58	4.5-6	0-0	2-8	1	0-0
Rush Lansdell	15	25	40	4.0-11	0.5-3	1-0	1	1-0
Philjae Bien-Aime	30	10	40	0-0	0-0	2-16	4	0-1
Kaleb Brown	6	28	34	3.5-16	1.5-9	0-0	0	0-0
Kam'ron Green	14	12	26	5.0-11	2.0-6	0-0	0	0-0
A.J. Phillips	10	16	26	0-0	0-0	0-0	1	0-0
Jyheam Ingram	10	15	25	4.0-16	1.5-8	0-0	0	0-0
A.J. Seay	12	13	25	0.5-2	0-0	2-48	6	0-0
Ashaad Williams	15	7	22	3.5-9	0-0	0-0	5	0-1
Tyrik Daniels	10	11	21	5.5-25	2.0-15	0-0	0	0-2
Barry Womack	5	7	12	0-0	0-0	0-0	0	0-0
Grant Wisdom	3	6	9	1.0-1	0-0	0-0	0	0-0
Cameron Jamar	7	2	9	0-0	0-0	0-0	2	0-0
Jaylen Powell	3	5	8	0-0	0-0	0-0	0	0-0
Ryan Madison	5	2	7	0-0	0-0	0-0	0	0-0
Seth Hampton	2	4	6	0-0	0-0	0-0	0	0-0
E.J. Colbert	0	5	5	1.0-4	0.5-3	0-0	0	0-0

2023 North Alabama Notes



THE LIONS WILL COMPETE IN THE UNITED ATHLETIC CONFERENCE IN 2024

• The ASUN and WAC announced a new football alliance for the 2023 season named the United Athletic Conference. Originally presented as the ASUN-WAC Challenge in 2021, the agreement allowed for seven institutions — three ASUN and four WAC members — to build a new AQ (automatic qualification) opportunity for the 2021 NCAA FCS Playoffs. Entering 2024, the UAC has nine participating members, including five from the ASUN and four from the WAC.

United Athletic Conference Football Schools

Abilene Christian University	Abilene, Texas	Wildcats
Austin Peay State University	Clarksville, Tenn.	Governors
Eastern Kentucky University	Richmond, Ky.	Colonels
Southern Utah University	Cedar City, Utah	Thunderbirds
Tarleton State University	Stephenville, Texas	Texans
University of Central Arkansas	Conway, Ark.	Bears
University of North Alabama	Florence, Ala.	Lions
University of West Georgia ***	Carrollton, Ga.	Wolves
Utah Tech University	St. George, Utah	Trailblazers

*** New member in 2024

NEW FOOTPRINT FOR THE LEAGUE

• On July 1, 2024, former Gulf South Conference rival West Georgia officially made the move to Division I, joining UNA in both the ASUN and United Athletic Conference. This gives the UAC seven states within its footprint, including Alabama, Arkansas, Kentucky, Tennessee, Texas, Utah and now Georgia.

LIONS ANNOUNCE SCHEDULE ADJUSTMENTS

• With the unexpected and abrupt departure of former member Stephen F. Austin for the Southland Conference, the UAC announced a revised conference schedule on June 10. The new format includes a balanced eight-game conference schedule where all nine members will play each other one time. With the changes, UNA picked up Tarleton State as an opponent and will host the Texans on Sept. 21.

Home Games

- 9/21 vs. Tarleton
- 10/5 vs. Utah Tech
- 10/12 vs. Abilene Christian (HC)
- 11/2 vs. Austin Peay

Away Games

- 9/28 at West Georgia
- 10/26 at Central Arkansas
- 11/9 at Southern Utah
- 11/26 at Eastern Kentucky

LIONS IN THIRD SEASON OF POSTSEASON ELIGIBILITY

• Following a four-year transition period, the Lions became fully eligible for the NCAA postseason at the Division I level for all sports beginning in the 2022-23 academic year. The Lions are searching for their first Division I NCAA tournament appearance across all sports this season.

LIONS IN SEASON-OPENERS

• The FCS Kickoff game will begin North Alabama's 76th season of collegiate football. The Lions are 42-30-4 all-time in their 76 season-opening games. UNA is 2-5 in season openers at the Division I level, including wins over Southern Utah on the road in 2018 (34-30) and Western Illinois at home in 2019 (26-17). UNA has since lost five straight openers to Liberty in 2020, No. 17 Southeastern Louisiana in 2021, Indiana State in 2022, No. 20 Mercer in 2023 and SEMO in 2024.

2024 North Alabama Notes - Position Breakdowns - QB

Courtesy of RoarLions.com

There are seven quarterbacks currently listed on the roster, including returning players TJ Smith and Ben Harris.

The pair served as backup quarterbacks last season, combining to go 16-for-30 passing for 168 yards with two touchdowns from Smith. Smith, a transfer from FAU last season, also scored the first rushing touchdown of 2023 at the FCS Kickoff. Harris transferred to UNA from Oklahoma.

The quarterback room also includes some exciting new transfers, including graduate student Ari Patu who comes to UNA by way of Stanford. Patu appeared in eight games for the Cardinal, including a start against Oregon State and extensive playing time against Notre Dame. He was one of the first two early enrollees in Stanford Football history and earned multi-time Pac-12 Honor Roll honors.

Two other transfers in the mix are redshirt junior DC Tabscott, who transferred in from New Mexico and also has experience at Appalachian State, and redshirt freshman Ty Watkins from Austin Peay. There are also a pair of true freshmen at the position — Dawson Simmons and Kesean Pryor.

UNA will replace last season's starter, Noah Walters, who passed for 2,346 yards, 21 touchdowns and 13 interceptions last season.

The quarterbacks are getting direct instruction from the head coach this season, as Brent Dearmon has assumed the duties of quarterback coach. Dearmon was a successful quarterback in his own right, setting single-season passing yards and touchdown records at Bethel University in Tennessee.



QB - #2 TJ Smith

Redshirt Senior — 6-2 — 200

Fort Lauderdale, Florida

Previous School: Florida Atlantic



QB - #1 Ari Patu

Graduate Student — 6-4 — 218

Folsom, California

Previous School: Stanford



QB - #7 Ben Harris

Redshirt Junior — 6-1 — 203

Midwest City, Oklahoma

Previous School: Oklahoma

2024 North Alabama Notes - Position Breakdowns - RB

Courtesy of RoarLions.com

There are 11 Lions in the running back stable this season, including a pair of returners in redshirt sophomore Jalyn Daniels and true sophomore Dennis Moody. Daniels had 16 carries for 223 yards and three touchdowns over just three games, averaging 13.9 yards per carry before a season-ending injury. Moody racked up 40 carries for 106 yards and a touchdown as a rookie.

“We’re working our craft every day,” said Moody. “We’re trying to do the things that we’re not necessarily bad at, but we could just be a little bit better at and constantly rep those things over and over.”

There are three transfers in the stable this season, including redshirt junior Jayvian Allen — commonly known as “Juice” — from Tennessee Tech, redshirt sophomore Travelle Anderson from Central Arkansas and sophomore Cade Mansmann from Troy.

“There’s a lot of excitement,” said Allen. “We have a lot of new guys and a lot of guys coming back that play a great role. I feel like there’s no hating around here. Everybody is playing their role and everybody is lifting each other up. That will really help the team.”

The room is also loaded with true freshmen, both locally and from other areas. Former West Morgan standout Jalen Fletcher is one of those, earning second team all-state honors last season. Also on the roster from local high schools are Micah Christensen from Lauderdale County and Logan Thornton from Shoals Christian.

The room also includes redshirt freshman Nic Strong, who returns from last season, as well as Roderick Taylor Jr. of Baker High School in Mobile and Ethan Cunningham of Page High School in College Grove, Tenn.

The running backs coach is Morgan Cruce, who enters his second season. He previously worked as an offensive coordinator for Brent Dearmon at Bethel and most recently served as the head coach at Brighton High School in Tennessee before coming to UNA.



RB - #6 Juice Allen

Redshirt Junior — 5-9 — 195

Freeport, New York

Previous School: Tennessee Tech



RB - #10 Dennis Moody

Sophomore — 5-11 — 180

Frisco, Texas

Previous School: Reedy High School



RB - #11 Jalyn Daniels

Redshirt Sophomore — 5-9 — 168

Tallassee, Alabama

Previous School: Tallassee High School

2024 North Alabama Notes - Position Breakdowns - WR

Courtesy of RoarLions.com

There are 16 wide receivers in the room this season, and the majority are upperclassmen. This group is led by seventh-year senior Takairee Kenebrew, who is the all-time record holder for career touchdown receptions at North Alabama with 26. He finished with 42 receptions for 669 yards and a single-season school record 10 touchdowns last season, tying Dre Hall and Ed Gant for that record. He has 98 career receptions for 1,838 yards and comes into the season as one of the top returning players in FCS football, according to multiple platforms.

Kenebrew is one of the few players who has witnessed the changes at the Bill Jones Athletic Complex over the years. While he is excited to take things over to the new facility, he is also reminiscent of all the moments at the long-time practice site.

Kenebrew is not the only veteran in the room, as UNA returns four of the top five receivers from last season — all redshirt seniors. This includes Dakota Warfield, JJ Evans and local product Kobe Warden out of Brooks High School. The trio combined for 85 catches for 798 yards and 10 touchdowns — four by Warfield and three by Evans and Warden.

Other returners include redshirt junior Justin Luke and sophomores KJ Fields and Kaden Cooper, who all played regularly last season.

The Lions also have a number of newcomers, including a pair of standouts in redshirt junior Tanaka Scott, a Mobile, Ala. native who last played at Kansas and totaled 11 receptions for 140 yards. Another key addition is graduate transfer Logan Collier, who was an NAIA All-American last season at Lindsey Wilson College and is expected to be a key factor on special teams.

Kenebrew also highlighted a couple of true freshmen that has caught his eye during fall camp, including Myron Dunklin from Mobile by way of Saraland High School and local product Noah Gregg, who followed Warden's footsteps at Brooks to join UNA.

This group is coached by Samie Parker, who enters his second season on staff. Parker was a standout receiver and track runner at Oregon from 2000-03, earning All-American honors in track and becoming the all-time leader in receiving yards for the Ducks at the time with 2,716 career yards. Parker went on to a four year NFL career with the Kansas City Chiefs until 2007.



WR - #5 Takairee Kenebrew

Graduate Student — 6-2 — 190

Childersburg, Alabama

Previous School: Childersburg High School



WR - #0 Dakota Warfield

Redshirt Senior — 6-1 — 197

Alpharetta, Georgia

Previous School: Mt. San Antonio College



WR - #14 Kobe Warden

Redshirt Senior — 5-9 — 155

Killen, Alabama

Previous School: Brooks High School

2024 North Alabama Notes - Position Breakdowns - TE

Courtesy of RoarLions.com

There are seven tight ends listed on the roster, including returners Kaleb Heatherly, Amarie Rogers and Nathan Brockway. Heatherly led the group last season with appearances in all 11 games with six starts, catching passes against Abilene Christian and Florida State. He also led with three catches for 68 yards in the 2024 UNA Spring Game.

“We’ve got some great tight ends this year,” said Heatherly. “We’ve got some vertical threats and some guys that will mainly be in to block. We all have our own advantages and disadvantages, but we can all use them together to be great in the tight end room. Coach (Kevin) Wewers pushes us hard every day. We’re always studying extra and trying to do extra on the field. I think it’s going to be a great year for the tight ends.”

The Lions added five newcomers in this group, including one international player in true freshman Braden Forscutt from Winnipeg, Manitoba, Canada. Forscutt is also a longsnapper.

The group is coached by offensive coordinator Kevin Wewers. He enters his second season at UNA and has previously worked with head coach Brent Dearmon at Bethel, Kansas and Florida Atlantic.

“I feel like sometimes (tight ends) are the unsung heroes,” said Wewers. “They don’t always get their names called or get those passes thrown their way or carrying the ball, but we ask them to do a lot. They are the adjuster in our offense quite a bit, so they’re always at the point of attack. For us to be successful, they have to be successful. They are a dedicated group of guys that are blue collar, show up to work every day and give everything they have for the program.”



TE - #88 Kaleb Heatherly

Junior — 6-6 — 255

Cullman, Alabama

Previous School: Cullman High School



TE - #86 Amarie Rogers

Junior — 6-5 — 254

Maumelle, Arkansas

Previous School: Maumelle High School



TE - #87 Nathan Brockway

Sophomore — 6-4 — 215

Russellville, Alabama

Previous School: Russellville High School

2024 North Alabama Notes - Position Breakdowns - OL

Courtesy of RoarLions.com

UNA has 21 offensive linemen listed on the roster, including three returning starters in senior tackle Mickel Clay, redshirt junior tackle Witt Mitchum and redshirt junior center Gage Saint. Also returning at right guard is local product Collin Wright, a redshirt sophomore from Muscle Shoals who played six games with three starts.

“It’s great having those guys back and we added some more pieces to the puzzle,” said Saint, who enters his third season at UNA after transferring from Troy in 2022. “With our core coming back, I think we’re going to be a good group this year. We’re real close as a group. I’ve been part of a lot of o-lines, and this is a pretty close group.”

The Lions also have a good mix of newcomers, including a pair of standout transfers in redshirt junior Jayme Motley-Simmons from Samford and sophomore Anthony Faiivae by way of American Samoa. Faiivae last played at New Mexico Military Institute, where he was a teammate of former UNA guard Fau Tai’Vai on the 2021 NJCAA National Championship team.

The Lions also have six true freshmen and four redshirt freshmen on the roster, including local products Carson Wheeler from Brooks High School, Shane McNatt from Hazel Green and Eli Long from Lawrence County.

The offensive line is coached by Richard Hutchings, who enters his second season with the program.

“It’s been really good to see how we’re coming along, especially the newcomers,” said Hutchings. “I’m really excited about where we are. We have some guys this year that are really athletic, and that’s exciting with the things we’re trying to do now.”



C - #74 Gage Saint

Redshirt Junior — 6-4 — 305

Town Creek, Alabama

Previous School: Troy



T - #72 Witt Mitchum

Redshirt Junior — 6-6 — 295

McKenzie, Tennessee

Previous School: Kansas State



T - #77 Mickel Clay

Senior — 6-5 — 278

Cincinnati, Ohio

Previous School: Hocking Technical College

2024 North Alabama Notes - Position Breakdowns - DL

Courtesy of RoarLions.com

UNA has 18 defensive linemen listed on the 2024 roster, anchored by returning starters Kam'ron Green, Tyrik Daniels, Kaleb Brown and Phil Steele. Freshman All-American Jyheam Ingram. This quartet combined for 106 tackles, 18 tackles for loss and seven sacks.

"We're really excited with this group," said UNA defensive line coach Thomas Johnston. "We've got some depth this year that will help us play fast for four quarters — overtime — we'll be ready for whatever comes our way."

The Lions lost a key member of this group this offseason in graduated senior Philip Ossai, who earned all-conference honors and received a mini camp invite from the Atlanta Falcons in April.

Seven lettermen return at this position for the Lions, including sophomore Avery Howard who emerged in the final five games of last season. Another player that Johnston highlighted was redshirt sophomore Garrick Ponder, who missed last season with injury but has excelled in fall camp with the front seven.

A handful of newcomers are expected to contribute right away, including Florida Atlantic transfer Marlon Krakue as a defensive end. Krakue lettered four seasons at FAU and totaled 33 tackles with 7.5 tackles for loss. Johnston also highlighted the youth on the roster and how they are adapting to the standard.

"The young guys are coming up," Johnston said. "They are starting to roll. They see what I'm looking for and the standard we are pushing for and are setting."



DE - #45 Tyrik Daniels

Redshirt Junior — 5-11 — 228

Demopolis, Alabama

Previous School: Linden High School



DT - #44 Jyheam Ingram

Sophomore — 6-1 — 280

Muscle Shoals, Alabama

Previous School: Muscle Shoals High School



DT - #99 Kaleb Brown

Junior — 6-0 — 280

Clarksdale, Mississippi

Previous School: Coahoma Community College

2024 North Alabama Notes - Position Breakdowns - LB

Courtesy of RoarLions.com

There are 12 players listed on the roster at linebacker, led by returning senior Shaun Myers who is the third-leading tackler among returners from last season. He finished with 58 tackles, 4.5 tackles for loss and two interceptions.

“Fall camp has been great, especially for the linebackers,” said Myers. “We improved so much throughout the spring and then now at fall camp. We have a great group. Everyone can play in our room. We’re playing a lot faster and a lot more physical, and we know the defense is a lot better.”

Seven other linebackers with game experience at UNA return, including redshirt senior Rush Lansdell, senior A.J. Phillips and redshirt junior Ashaad Williams who as a trio combined for 88 tackles, 7.5 tackles for loss and seven pass breakups.

The Lions also brought in two linebackers expected to contribute right away, including Muscle Shoals native Jackson Bratton who transferred to UNA after two seasons at UAB and two at Alabama. The former four-star recruit recorded 70 tackles for UAB last season to rank second on the team. The Lions also added true freshman Josh Anglin out of Mill Creek High School in Georgia, who is already making his presence felt at fall camp.

“I agree with Shaun that this has been a really good camp,” said Bratton. “We’ve both been enjoying it because we know we have some backups — the whole room can play. We’ve got young guys, freshmen — we have a full room. I really don’t think we have much to worry about in our room. We’ve had a good fall camp as a unit, and we just need to keep taking steps to progress.”

This position group is led by Coach Deshaun Davis, a former All-SEC linebacker at Auburn who was drafted by the Cincinnati Bengals in the 2019 NFL Draft. He enters his second season at UNA.



LB - #8 Shaun Myers

Senior — 6-1 — 220

Dayton, Ohio

Previous School: Hocking Technical College



LB - #2 Jackson Bratton

Redshirt Senior — 6-3 — 230

Muscle Shoals, Alabama

Previous School: Alabama / UAB



LB - #4 Rush Lansdell

Redshirt Senior — 6-3 — 215

Columbia, Tennessee

Previous School: Memphis

2024 North Alabama Notes - Position Breakdowns - DB

Courtesy of RoarLions.com

The Lions have 25 defensive backs listed on the roster and will be one of the more veteran groups in FCS Football. This group is bolstered by the safety duo of redshirt senior Gregory Reddick and redshirt junior Edwin White Schultz, who was named the United Athletic Conference Preseason Defensive Player of the Year. The pair combined for 158 tackles to lead the team.

The safety room also returns junior Ryan Madison and graduate student Barry Womack, who both played significant time last season.

As far as the boundary, UNA returns both redshirt junior AJ Seay and graduate student Philjae Bien-Aime. The two cornerbacks combined for four interceptions and 10 pass breakups last season. Seay was recently named the top returning cornerback in the UAC by Hero Sports, while Bien-Aime earned UAC Defensive Player of the Week last season with a pair of picks against Tennessee Tech.

Other returning defensive backs include redshirt freshmen Josiah Hixon, John Taylor and Kenan Jones, sophomore Camden Allison and redshirt junior Cameron Jamar, who was a mainstay on the field last season both on defense and on special teams.

The Lions have a number of transfers in the fold this season, including Muscle Shoals native Caleb McDougale as a graduate student from Alabama, junior Jahbari Hill from FAU, redshirt junior Travis Collier from Jacksonville State, redshirt junior Ike Rowell from UAB and redshirt junior Michael Jordan Jr. from Lehigh. JUCO products Jermaine Ray Jr. and Christopher Burnett are also in the mix.

There are six true freshmen on the roster, including local product Leo Glover who played safety and quarterback for Florence High School and Drake Fowler who was a three-time state champion and the 7A Defensive Player of the Year in Arkansas last season.

UNA Defensive Coordinator and Assistant Head Coach Brock Caraboa works directly with the safeties. Caraboa said he is excited to have a veteran group at both the safety position and with the entire defense.

The defensive backs are coached by De'Von Lockett, who enters his second season at UNA following a long 13 year stint at Northwestern State.



DB - #1 Edwin White Schultz and #9 Gregory Reddick

R-Junior — 6-1 — 205

R-Senior — 5-11 — 195

Mobile, Alabama

Miami, Florida

Previous School: Kansas

Previous School: St. Francis



DB - #7 Philjae Bien-Aime

Graduate Student — 5-11 — 185

North Miami, Florida

Previous School: UCF



DB - #20 AJ Seay

Redshirt Junior — 6-1 — 190

Decatur, Georgia

Previous School: Presbyterian

2024 North Alabama Notes - Position Breakdowns - SP

Courtesy of RoarLions.com

The Lions have four kickers on the roster, including redshirt senior Sam Contorno who returns for his sixth season at North Alabama. Contorno has made 14 career field goals at UNA with a long of 43. He is also 66-70 on extra point attempts.

UNA also added Middle Tennessee State transfer Scott Payne to compete for the starting spot. Payne played four seasons at MTSU and appeared in 44 games as the kickoff specialist. He kicked off 222 times for a 60.1 yard average.

A number of sophomores return to the roster, led by starting punter Adam Watford who earned FCS Football Central and Phil Steele Freshman All-American honors last season. He was also a second team all-conference pick in the UAC after averaging 42.3 yards per punt on 57 punts.

Other kickers and punters in the mix include redshirt sophomores Nathan Ogletree and Jack Rice, as well as true sophomore Zach Aird. The Lions also return starting longsnapper Nathan Curry and redshirt sophomore Evan Godwin.

The Lions also put an emphasis on the return game this offseason, including the addition of NAIA All-American return specialist Logan Collier from Lindsey Wilson College. Collier finished the 2023 season with 1,090 all-purpose yards at LWC to rank ninth in school history, while also breaking the school record for kickoff return touchdowns.

Outside of Collier, the Lions return all four of the top kick and punt returners from last season — redshirt senior Kobe Warden, true sophomores KJ Fields and Kaden Cooper, as well as redshirt sophomore Jalyn Daniels. Warden returned every punt last season.

The special teams unit also brings back three of the top five rep-getters across the board in wide receiver Justin Luke and defensive players Cameron Jamar and Barry Womack.

This group is coached by Luke Roth, who enters his second season at UNA. Roth was the punter at Bethel and worked for current UNA head coach Brent Dearmon as the special teams coordinator at Bethel in 2018. He also worked as a senior special teams analyst at Kansas in 2020.



K - #37 Sam Contorno

Redshirt Senior — 5-9 — 177

Tuscaloosa, Alabama

Previous School: Holy Spirit Catholic High School




KR/PR - #9 Logan Collier

Graduate Student — 6-0 — 198

Nashville, Tennessee

Previous School: Lindsey Wilson College



P - #35 Adam Watford

Sophomore — 5-11 — 175

Dothan, Alabama

Previous School: Dothan High School

UNA Scoring Drives in 2022 & 2023

2024 Scoring Drives

Game	Plays	Yds	TOP	Result	Quarter	Play
SEMO	7	85	3:47	TD	1	Juice Allen 3-yard run
SEMO	5	61	1:49	TD (2PC)	2	Ari Patu 11-yard run
ISU	9	67	3:50	FG	1	Scott Payne 25-yard FG
ISU	8	80	4:38	TD	2	Kobe Warden 15-yard catch
ISU	4	72	1:25	TD	4	Ari Patu 7-yard run

Notable drives

- * UNA's first score of the season came at the 1:22 mark of the first quarter on a three-yard rush by Juice Allen.
- * Ari Patu has UNA's first go-ahead touchdown of the season.
- * UNA did not have any drives over four minutes in the opener.
- * SEMO had one drive of 6:54, but it ended in a strip sack by Gregory Reddick that was recovered outside the redzone by Tyrik Daniels.
- * Scott Payne kicked his first career field goal and made it in the first quarter vs. Illinois State. That drive was just three seconds longer than the first scoring drive of the season. Payne played four seasons at MTSU and was a kickoff specialist, but did not attempt any PATs or FGs.
- * Kobe Warden had the first touchdown reception of the season to cap the most time-consuming scoring drive of the season thus far.
- * Ari Patu capped off the shortest scoring drive of the season with a seven-yard run, going 72 yards on just four plays. This was aided by a 47-yard deep pass to Takairee Kenebrew.

Plays in a Scoring Drive:

Plays	2023	2024
1	1	
2	2	
3	2	
4	4	1
5	3	1
6	4	
7	3	1
8	4	1
9	5	1
10	4	
11	2	
12		
13	1	
14		
15	1	
16	1	
17		
18	1	

Most Plays in a Scoring Drive last two seasons:

18 plays vs. Abilene Christian

Yards in a Scoring Drive:

Yards	2023	2024
0-9	1	
10-19		
20-29	2	
30-39	4	
40-49	2	
50-59	7	
60-69	4	2
70-79	9	1
80-89	7	2
90-99	2	

Most Yards in a Scoring Drive last two seasons:

92 yards vs. ECU

Time of Possession

Total Time	2023	2024
0:01-1:00	5	
1:00-1:59	10	2
2:00-2:59	7	
3:00-3:59	7	2
4:00-4:59	2	1
5:00-5:59	2	
6:00-6:59	2	
7:00-7:59		
8:00-8:59	1	
9:00-9:59		
OT		

Most Time On Scoring Drive last two seasons:

8:43 vs. Abilene Christian

Record When / Uniform Information / Game Captains

UNA'S RECORD WHEN...

at Home	0-1
on the Road	0-1
at a Neutral Site	0-1
United Athletic Conference	0-0
UAC Home	0-0
UAC Away	0-0
Leading at the half	0-1
Trailing at the half	0-2
Tied at half	0-0
Leading heading into the 4th quarter	0-0
Trailing heading into the 4th quarter	0-3
Tied heading into the 4th quarter	0-0
Lions complete more passes than opponent	0-1
Lions complete fewer passes than opponent	0-2
Lions complete same amount of passes	0-0
UNA has more total yards	0-0
UNA has less total yards	0-3
UNA is tied in total yards	0-0
UNA has more passing yards	0-1
UNA has less passing yards	0-2
UNA is tied in passing yards	0-0
UNA has more rushing yards	0-2
UNA has less rushing yards	0-1
UNA is tied in rushing yards	0-0
UNA Commits More Turnovers	0-2
UNA Forces More Turnovers	0-0
UNA is Tied in Turnovers	0-1
Lions have more first downs	0-1
Lions have fewer first downs	0-2
Lions are tied in first downs	0-0
Lions have higher time of possession	0-1
Lions have lower time of possession	0-2
Lions are tied in time of possession	0-0
Lions convert more third downs	0-0
Lions convert fewer third downs	0-3
Lions convert same amount of third downs	0-0
Lions convert more fourth downs	0-1
Lions convert fewer fourth downs	0-0
Lions convert same amount of fourth downs	0-2
Lions tally more sacks than opponent	0-0
Lions tally fewer sacks than opponent	0-2
Lions tally same amount of sacks	0-1
UNA Scores 0-9	0-1
UNA Scores 10-19	0-2
UNA Scores 20-29	0-0
UNA Scores 30-39	0-0
UNA Scores 40 or more	0-0
Opponent Scores 0-9	0-0
Opponent Scores 10-19	0-0
Opponent Scores 20-29	0-1
Opponent Scores 30-39	0-1
Opponent Scores 40 or more	0-1
Final margin 1-6 points	0-0
Final margin 7-14 points	0-1
Final margin 15-28 points	0-1
Final margin 28 points or more	0-1
Overtime	0-0

UNA UNIFORM SELECTIONS

SEMO (FCS Kickoff)

Helmet - White w/ Purple Logo
Jersey - Purple
Pants - Purple

Memphis

Helmet - Purple Helmet w/ Stars
Jersey - White
Pants - Purple

Illinois State

Helmet - Purple Helmet w/ Stars
Jersey - Purple
Pants - Purple

UT Martin

Helmet -
Jersey -
Pants -

Tarleton State

Helmet -
Jersey -
Pants -

West Georgia

Helmet -
Jersey -
Pants -

Utah Tech

Helmet -
Jersey -
Pants -

Abilene Christian

Helmet -
Jersey -
Pants -

Central Arkansas

Helmet -
Jersey -
Pants -

Austin Peay

Helmet -
Jersey -
Pants -

Southern Utah

Helmet -
Jersey -
Pants -

Eastern Kentucky

Helmet -
Jersey -
Pants -

UNA GAME CAPTAINS

SEMO (FCS Kickoff)

#2 Jackson Bratton
#5 Takairee Kenebrew
#9 Gregory Reddick
#77 Mickel Clay

Memphis

#2 Jackson Bratton (x2)
#5 Takairee Kenebrew (x2)
#9 Gregory Reddick (x2)
#77 Mickel Clay (x2)

Illinois State

#2 Jackson Bratton (x2)
#5 Takairee Kenebrew (x2)
#9 Gregory Reddick (x2)
#77 Mickel Clay

UT Martin

Tarleton State

West Georgia

Utah Tech

Abilene Christian

Central Arkansas

Austin Peay

Southern Utah

Eastern Kentucky

LION TEAM RECORDS

RUSHING

Most Net Yards Rushing

Game: 550 vs. Delta State, Sept. 25, 1993
Regular Season: 3,715 in 10 games, 1993
Entire Season: 5,196 in 14 games, 1993

Touchdowns Rushing

Game: 8 vs. Delta State (Home), Sept. 25, 1993
Season: 63 in 14 games, 1993

Most Carries

Season: 803 in 14 games, 1993

Rushing Average Per Game

Regular Season: 371.5 in 10 games, 1993
Entire Season: 371.1 in 14 games, 1993

Average Yards Per Rush

Game: 9.3 vs. West Georgia (Home),
Nov. 13, 1993 (402 on 43)
Season: 6.5 in 14 games, 1993 (5,196 on 803)

PASSING

Most Yards Gained

Game: 511 vs. Valdosta State (Home), Nov. 22, 2014
Season: 4,106 in 13 games, 2009

Most Passes Attempted

Game: 64 vs. Tarleton State (Away), Sept. 9, 2023
Season: 545 in 14 games, 2005

Most Passes Completed

Game: 45 vs. Glenville State (Away), Sept. 13, 2010
Season: 333 in 14 games, 2005

Most Passes Had Intercepted

Game: 6 vs. Henderson State (Away), 1969
Season: 29 in 10 games, 1988

Highest Completion Percentage

Season: 69.9 in 14 games, 2003 (283 of 405)

Most Touchdown Passes

Game: 7 vs West Alabama (H), Nov. 5, 2005
Season: 35 in 14 games, 2005

TOTAL OFFENSE

Most Yards Gained

Game: 752 vs Arkansas Tech, (Away) Sept. 27, 1997
Season: 6,714 in 14 games, 1993

Average Yards Gained Per Play

Game: 11.4 vs. Arkansas Tech, (Away) Sept. 27,
1997 (752 on 66)
Season: 7.0 in 14 games, 1993

Most Offensive Plays

Game: 109 vs. Tarleton State, (Away)
(64 passing, 45 rushing)

Average Total Offense Per Game

Season: 481.0 in 14 games, 1993

Most Yards Penalized:

Season: 1,287 in 13 games, 2009

Fewest Yards Penalized

Season: 204 in nine games, 1958

FIRST DOWNS

Most Total

Game: 36 vs. Glenville State (Away), Sept. 13, 2010
Season: 341 in 14 games, 1993

Most Rushing

Game: 25 vs. Hampton (Home), Nov. 27, 1993 and vs.
Hampton (Away) 1992
Season: 250 in 14 games, 1993

SCORING

Most Points Scored

Game: 76 vs. West Alabama, (Home) Nov. 5, 2005 (76-14)
Road: 62 at Valdosta State on Oct. 22, 2009 (62-27)
Season: 578 in 14 games, 2008
Quarter: 33 in second vs. Arkansas-Monticello (Home)
Sept. 11, 2004

Half: 49 in first vs. Harding (Home) Sept. 25, 2008

Most Touchdowns

Game: 11 vs. West Alabama, (Home)
Nov. 5, 2005
Season: 75 in 14 games, 1993

Average Points Scored

Season: 41.3 in 14 games, 2008

PUNTING

Most Punts

Game: 13 vs. Troy State (Away), 1969
Season: 90 in 14 games, 1985

Fewest Punts

Season: 30 in nine games, 1958

Most Yards Punted

Game: 515 vs. Troy State (Away), 1969
Season: 3,574 in 14 games, 1985

Highest Punting Average

Game: (Minimum of 5 punts) 54.6 vs Central Arkansas
(Away), 1995 - 5 for 273 yards
Season: 41.9 in 2012 (41 punts)

PUNT RETURNS

Most Returns

Season: 56 in 14 games, 2005

Most Yards Returned Punts

Season: 581 in 14 games, 2003

Highest Average Per Return

Season: 12.5 in 12 games, 2006

FIELD GOALS

Most Field Goal Attempts

Game: 6 vs. Central Arkansas, Sept. 29, 2005; 6 vs.
Kentucky Christian, Sept. 15, 2012

Most Field Goals Made

Game: 5 vs. Tennessee-Martin, Nov. 15, 1969; 5 vs.
Kentucky Christian, Sept. 15, 2012

INTERCEPTION RETURNS

Most Passes Intercepted

Game: 8 vs. Tennessee-Martin (Home), 1968
Season: 32 in 14 games, 2008

Most Yards Returned Interceptions

Game: 147 vs. Alabama A&M (Away), Sept. 6, 1997
Season: 627 in 14 games, 2008

Most Interception Returns for Touchdown:

Season: 5 in 2008

TURNOVER RATIO

Best Turnover Ratio

Season: Plus 29 in 2008, Lost 15 (10 fumbles, 5 int.),
gained 44 (12 fumbles, 32 int.)

TEAM DEFENSE

Fewest Points Yielded

Season: 59 in eight games, 1953

Most Points Yielded

Season: 457 in 11 games, 2022

Fewest Yards Allowed Rushing

Regular Season: 568 in 10 games, 1995

Entire Season: 796 in 14 games, 1995

Lowest Average Yards Allowed Rushing

Regular Season: 56.8 in 10 games, 1995

Entire Season: 56.8 in 14 games, 1995

Lowest Average Passing Yards Per Game

Season: 47.1 in eight games, 1953

Most Average Passing Yards Per Game

Season: 254.7 in 10 games, 2000

Most Passing Yards Allowed

Game: 455 to Valdosta State, Oct. 28, 2000

Lowest Average Yards Allowed of Total Defense

Regular Season: 198.7 in 11 games, 1985

Entire Season: 202.5 in 10 games, 1954

Most Average Yards Allowed - Total Defense

Season: 483.8 in 11 games 2022

Most Yards Allowed of Total Offense

Game: 733 to Central Arkansas, Oct. 29, 2022

Lowest Average Points Allowed

Regular Season: 8.3 in 11 games, 1985

Entire Season: 8.9 in 14 games, 1985

Most Average Points Allowed

Season: 41.6 in 11 games, 2022

Most Quarterback Sacks

Regular Season: 38 in 11 games, 1984
Entire Season: 81 in 14 games, 1985; 39 in 14 games,
1994; 39 in 14 games, 2003

Most Pass Break-Ups

Regular Season: 64 in 10 games, 1993
Entire Season: 81 in 14 games, 1993

Most Fumbles Recovered

Regular Season: 27 in 11 games, 1972
Entire Season: 27 in 11 games, 1972

WINS

Most Wins in Regular Season:

11 in 2003 (11-0)

Best Regular Season Record:

11-0-0 in 2003

Perfect Regular Season Records:

11-0-0 in 2003; 10-0-0 in 1993, 10-0-0 in 1995,
10-0-0 in 2006

Most Wins in a Season:

14 in 1993 (14-0-0), 1995 (14-0-0)

Best Overall Record:

14-0-0 in 1993, 14-0-0-0 in 1995

Most Consecutive Games Without a Loss:

23, Oct. 16, 1994-Dec. 9, 1995.
Lost on August 31, 1996 to Albany State, 17-10.

Most Consecutive Wins:

23, Oct. 16, 1994-Dec. 9, 1995.
Lost on August 31, 1996, 17-10 to Albany State.

Most Consecutive Gulf South

Conference Regular-Season Wins:

23, Sept. 25, 1993-Sept. 14, 1996.
Lost on Sept. 28, 1996 to Arkansas Tech, 38-35.

Most Consecutive Wins

Over Non-Conference Opponents:

22, 1992-Dec. 9, 1995. Lost Aug. 31,
1996 to Albany State, 17-10.

Most Consecutive Home Wins:

28, Sept. 4, 1993-Sept. 14, 1996.
Lost Sept. 28, 1996 to Arkansas Tech, 38-35.

Most Consecutive Post-Season Wins:

12, 1993-1995, lost in 1997 playoffs to Carson-Newman.

LOSSES

Most Losses in Regular Season:

10 in 1971 (1-10-0); 10 in 2022 (1-10-0)

Most Consecutive Losses:

12 in 1971-72

TIES

Most Ties in a Season:

3 in 1984 (7-1-3)



The 2005 team set the school record for single-season touchdown passes with 35. AJ Milwee holds the career record with 73 touchdown passes from 2005-08.

LION TEAM & INDIVIDUAL RECORDS

SCORING - Offense

Most Points Scored:

76 vs. West Alabama (76-14), Home, Nov. 5, 2005

Most Points Scored at Home:

76 vs. West Alabama (76-14), Home, Nov. 5, 2005

Most Points Scored on the Road:

62 at Valdosta State (62-27), Away, Oct. 22, 2009

Most Points Scored in Victory:

76 vs. West Alabama (76-14), Home, Nov. 5, 2005

Most Points Scored in Defeat:

53 at Eastern Kentucky (Away), 2022 (53-56)

Most Combined Points Scored in a Game:

109 vs. Eastern Kentucky (EKU 56, UNA 53), Oct. 22, 2022

Widest Margin of Victory:

62 vs. West Alabama (76-14), Home, Nov. 5, 2005

Widest Margin of Defeat:

59 at Memphis (Away), 2022 (59-0)

Most Consecutive Games Scored in:

114 from Oct. 21, 1978 to Nov. 5, 1988

(ended with 16-0 loss to West Georgia)

Most Consecutive Games Held Scoreless:

2 in 1950

Longest Game:

4 Overtimes, vs. Louisiana (formerly Louisiana-Lafayette)

(UNA 48, UL 42), Oct. 11, 1997; and 4 Overtimes vs. West

Alabama (UWA 31, UNA 28), Nov. 7, 2009

Biggest Fourth Quarter Comeback:

20 point deficit - Nov. 6, 2010 vs. West Alabama (H).

UNA trailed 23-3 in fourth quarter but won 24-23

SCORING - Defense

Most Games Held Foes Scoreless:

4 in 1950 and 1985

Most Consecutive Games Held Foes Scoreless:

2 in 1949, 1983, 1994, 1995, 2008, 2010

Most Consecutive Quarters Held Opponents Scoreless:

10 in 1995 and 2010

Most Points Scored by Opponent in Victory:

64 by Central Arkansas (Away), 2022 (29-64)

Most Consecutive Games Scored in by Foes:

Current: 62, 2017-2023

Previous: 61, 1972-78

Last Shutout:

48-0 at Shorter, Oct. 14, 2017

Most Points Scored by Opponent in Defeat:

42 by Louisiana (formerly Louisiana-Lafayette) (Away),

Oct. 11, 1997 (48-42)

RUSHING

Most Carries

Game: 36 by Tommy Compton vs. West Alabama,

Oct. 29, 1988 (136 yards)

Season: 237 by Tyrone Rush in 1993

Career: 791 by Tyrone Rush, 1989, 91-93

Most Yards Gained

Game: 251 by ShunDerrick Powell vs. Virginia-Wise,

Sept. 10, 2022 (20 carries)

Regular Season: 1,508 by ShunDerrick Powell in 2022

(221 carries in 11 games)

Entire Season: 1,508 by ShunDerrick Powell in 2022

(221 carries in 11 games)

Career: 4,421 by Tyrone Rush, 1989,

91-93 (791 carries)

Most Rushing Yards by a Quarterback

Season: 934 by Tommy Compton in 1988

Career: 1,930 by Cody Gross, 1992-95

Best Rushing Average

Game: 21.3 by Clarence Johnson vs. Valdosta State,

Oct. 30, 1982 (6 carries for 128 yards)

Season (min. 50 carries): 8.0 by Kenyatta Jones in 1993

(111 carries for 892 yards)

Career:

(min. 250 carries) 7.0 by Kenyatta Jones, 1993-94 (285

carries, 2,007 yards)

(min. 400 carries) 6.5 by A.J. Lamar, 1993-96

(401 carries for 2,587 yards)

Most 100-Yard Games

Regular Season: 7 by Tyrone Rush in 1992;

7 by ShunDerrick Powell in 2022

Entire Season: 8 by Tyrone Rush in 1992

Consecutive Games: 5 by Tyrone Rush in 1992; 5 by

ShunDerrick Powell by 2022

Career: 21 by Tyrone Rush, 1989, 91-93

PASSING

Most Yards Gained

Game: 511 by Luke Wingo vs. Valdosta State,

Nov. 22, 2014 (Home)

Season: 3,823 by Harrison Beck in 2009

Career: 8,436 by A.J. Milwee, 2005-08

Most Attempts

Game: 63 by Noah Walters vs. Tarleton State (Away),

Sept. 9, 2023

Season: 499 by Vinnie Saylor, 2005

Career: 1,030 by A.J. Milwee, 2005-08

Most Completions

Game: 37 by Vinnie Saylor vs. Central Arkansas,

Sept. 29, 2005 & by Lee Chapple vs. Glenville State,

Sept. 13, 2010 (Away)

Season: 301 by Vinnie Saylor in 2005

Career: 677 by A.J. Milwee 2005-08

Consecutive Pass Attempts Without an Interception

Season: 253 by Christian Lopez, 2018 (began against Southern Utah in the first game of the season and ended with int vs. North Greenville in the final game of the season)

Most Interceptions

Game: 6 by Phil Logan vs. Henderson State,

Oct. 18, 1969

Season: 21 by Randy Elmore in 1970 and

Tommy Compton in 1988

Career: 42 by Don Cornelius, 1964-67

Best Completion Percentage

Season: (Minimum 50 attempts) 71.8 by Will Hall in 2003

(267 of 372)

Career: (Minimum 150 attempts) 68.0 by

Will Hall, 2002-03 (471 of 693)

Passing Efficiency

Season: 166.9 by Cody Gross in 1993

Interception Ratio

Season: 0.70 by Christian Lopez in 2018, 2 ints. in 283

passes.

Career: 2.13 by A.J. Milwee from 2005-08,

21 ints in 1,030 passes

Most Touchdown Passes

Game: 5 by Harrison Beck vs. Arkansas Tech, Oct. 3,

2009; 5 by Luke Wingo vs. West Alabama, Nov. 14, 2015;

5 by Noah Walters at Austin Peay, Oct. 28, 2023

Season: 31 by Harrison Beck, 2009

Career: 73 by A.J. Milwee, 2005-08

PASS RECEIVING

Most Receptions

Game: 12 by Anthony Merritt vs. Central Arkansas,

Sept. 29, 2005

Season: 81 by Anthony Merritt in 2005

Career: 201 by Dre Hall, 2014-17

Receptions in Consecutive Games

Games: 45 by Dre Hall, 2014-17

Most Yards Gained

Game: 210 by Mico McSwain vs. Arkansas Tech,

Oct. 3, 2009 (Home)

Season: 1,179 by Dre Hall in 2016

Career: 3,144 by Dre Hall, 2014-17

Most Touchdown Receptions

Game: 4 by Roger Ralph in 1974

Season: 10 by Ed Gant in 2008; 10 by Dre Hall in 2015;

10 by Takairree Kenebrew in 2023

Career: 26 by Takairree Kenebrew, 2018-23

Most 100-Yard Receiving Games

Season: 5 by Dre Hall in 2016

Career: 11 by Dre Hall, 2014-16

TOTAL OFFENSE

Most Yards

Game: 519 by Luke Wingo vs. Valdosta State,

Nov. 22, 2014 (511 passing, 8 rushing)

Season: 3,998 by Will Hall in 2003

(3,531 passing, 467 rushing)

Career: 9,532 by Luke Wingo, 2012-15

(8,374 passing, 1,158 rushing)

ALL-PURPOSE YARDS

Most Yards

Season: 2,251 by Anthony Merritt, 2005

Career: 6,020 by Tyrone Rush, 1989, 91-93

(4,421 rushing, 307 receiving, 1,292 KO returns)

PUNTING

Most Punts

Game: 13 by Sparky Box vs. Troy State, Oct. 25, 1969

Season: 89 by Harlow Fikes in 1985

Career: 275 by Harlow Fikes, 1982-85

Most Yards Punted

Game: 515 by Sparky Box vs. Troy State, Oct. 25, 1969

Season: 3,573 by Harlow Fikes in 1985

Career: 10,925 by Harlow Fikes, 1982-85

Highest Punting Average

Game: 54.6 (5 for 273 yards) by Tony Faggioni vs.

Central Arkansas, Oct. 14, 1995

Season: (Minimum of 20 punts) 43.24 by

John Crittenden in 1991 (49 for 2,119 yards)

Career: (Minimum of 70 punts) 42.9 by

John Crittenden, 1991-92 (96 for 4,119 yards)

Most Punts Over 50 Yards

Career: 30 by Tony Faggioni, 1995-98

PUNT RETURNS

Most Punts Returned

Season: 51 by Anthony Merritt, 2005

Career: 146 by Anthony Merritt, 2003-06

Most Yards Returned Punts

Game: 154 by Anthony Merritt vs. West Georgia on

five returns, Nov. 8, 2003

Season: 548 by Anthony Merritt, 2003

Career: 1,760 by Anthony Merritt, 2003-06

Highest Average Per Return

Season: (Minimum of 10 returns) 21.7 by

Janoris Jenkins in 2011 (18 for 390 yards)

Career: (Minimum of 25 returns) 12.05 by Anthony Merritt

(146 for 1,760 yards)

Most Punt Return Touchdowns

Career: 6 by Anthony Merritt, 2003-05

KICKOFF RETURNS

Most Kickoffs Returned

Game: 7 by Jim Witt vs. Jacksonville State, Nov. 20, 1971

Season: 33 by Troy Nelson in 1988

Career: 88 by Troy Nelson, 1988-91

Most Yards Returned Kicks

Game: 196 by Burnis Rose in 1974

Season: 721 by Troy Nelson in 1988

Career: 1,959 by Troy Nelson, 1988-91

Highest Average Per Return

Season: (Minimum of 10 returns) 34.5 by

Bobby Joe Pride in 1970 (18 for 623 yards)

Career: (Minimum of 20 returns) 27.1 by

Burnis Rose, 1974-76 (62 for 1,691 yards)

LION INDIVIDUAL RECORDS

TOTAL RETURNS

Most Kick Return Touchdowns

Career: 8 by Anthony Merritt, 2003-05
(6 punts, 2 kickoffs)

Most Kick Return Yardage

Season: 1,141 by Anthony Merritt, 2005
(524 KO, 494 Punt)

Career: 3,378 by Anthony Merritt, 2003-06
(1,760 Punt, 1,618 KO)

Most Return TDs in a Game:

2 by Corey Harris vs. Henderson State, 1998
(53-yard punt return, 88-yard kickoff return)

SCORING

Most Touchdowns Scored

Game: 5 by Don Cornelius vs. West Alabama in 1965;
Anthony Merritt vs. Delta State, Sept. 17, 2005

Season: 20 by DeMarcus Blount, 2002; 20 by
DeMarcus Blount, 2003

Career: 63 by DeMarcus Blount, 2002-05

Most Rushing Touchdowns

Game: 5 by Don Cornelius vs. West Alabama in 1965
Season: 19 by Tyrone Rush in 1993

Career: 57 by DeMarcus Blount, 2002-05

Most Touchdowns Responsible For

Game: 6 by Luke Wingo vs. West Alabama, Nov. 14, 2015
6 by Noah Walters at Austin Peay, Oct. 28, 2024

(Both were 5 passing, 1 rushing)
Season: 37 by Jacob Tucker in 2016

(21 passing, 16 rushing)

Career: 94 by Luke Wingo, 2012-15
(34 rushing, 60 passing)

Most Different Ways to Score in a Game

Game: 4 by Anthony Merritt vs. Delta State, Sept. 17, 2005
(punt return, kickoff return, rush, pass reception)

Extra-Points Made

Game: 10 by Yuta Fukuda vs. West Alabama,
Nov. 5, 2005 (11 attempts)

Season: 73 by Tom Schneider in 2008 (73 attempts)

Career: 166 by Jamie Stoddard, 1993-95 (185 attempts)

Consecutive Made, Season: 73 by Tom Schneider, 2008

Consecutive Made, Career: 73 by Tom Schneider, 2008

Extra-Points Attempted

Game: 11 by Yuta Fukuda vs. West Alabama,
Nov. 5, 2005 (made 10)

Season: 73 by Tom Schneider in 2008 (73 made)

Career: 185 by Jamie Stoddard, 1993-95 (166 made)

Field Goals Made

Game: 5 by David Hogan vs. UT Martin, Nov. 15, 1969;
5 by Yuta Fukuda vs. West Alabama, Nov. 5, 2005

5 by Michael Schuster vs. Kentucky Christian, Sept. 15, 2012 (attempted 6);
5 by Chandler Carrera vs. Azusa Pacific, Sept. 22, 2018

Season: 19 by Tom Schneider in 2008 (26 attempts)

Career: 51 by James Knowles, 1982-85 (83 attempts)

Field Goals Attempted

Game: 6 by Yuta Fukuda vs. West Alabama,
Nov. 5, 2005 (made 5); 6 by Michael Schuster vs. Kentucky
Christian, Sept. 15, 2012 (made 5)

Season: 29 by Yuta Fukuda in 2005 (made 18)

Career: 83 by James Knowles, 1982-85

Most Points Scored

Game: 30 by Don Cornelius vs. Livingston in 1965;
Anthony Merritt vs. Delta State, Sept. 17, 2005

Season: 130 by Tom Schneider, 2008

Career: 382 by DeMarcus Blount, 2002-05

Points Scored by Kicking

Game: 19 by David Hogan vs. UT Martin, Nov. 15, 1969
Season: 130 by Tom Schneider, 2008

Career: 292 by James Knowles, 1982-85

INTERCEPTIONS

Most Interceptions

Game: 3 by Joe Thigpen vs. Mississippi College, Oct. 8,
1966; Don Richard vs. UT Martin, Oct. 12, 1968; Palmer
Byrd (three times) vs. Delta State, Sept. 28, 1968, vs.

Northwestern, La., Sept. 12, 1970 and vs. Arkansas Tech,
Oct. 10, 1970; Rod Brooks vs. Tennessee-Martin, Oct. 10,

1982; Corey Harris vs. Alabama A&M,

Sept. 6, 1997

Season: 10 by Blake Farris in 2005

Career: 17 by Rod Brooks, 1980-83

Yards Returned Interceptions

Game: 147 by Corey Harris vs. Alabama A&M,
Sept. 6, 1997

Season: 197 by Corey Harris, 1997

Career: 279 by Corey Harris (on 8 interceptions), 1997-98

DEFENSIVE RECORDS

Fumble Recoveries

Game: 3 by Harold Hoskins vs. Troy State, Oct. 22, 1988

Season: 7 by Spry Mitchell in 1972

Career: 11 by Keith Humphrey, 1992-95

Blocked Punts

Season: 5 by Bruce Jones in 1985

Career: 6 by Bruce Jones, 1982-85 & Jusmon Rivers,
2007-10

Most Total Blocked Kicks

Season: 6 by Bruce Jones in 1985

Career: 9 by Israel Raybon, 1992-95

Total Tackles

Game: 24 by James Davis vs. Alabama A&M in
1988 and Jacksonville State in 1989

Season: 175 by Ronald McKinnon in 1993

Career: 621 by Ronald McKinnon, 1992-95

Primary Tackles

Season: 110 by Ronald McKinnon in 1994

Career: 407 by Ronald McKinnon, 1992-95

Assisted Tackles

Season: 84 by Steve Rogers in 1985

Career: 231 by James Davis, 1987-90

Tackles for Loss

Season: 21 by Keith Humphrey in 1994
(45 yards) and 1995 (65 yards)

Career: 49 by Keith Humphrey, 1992-95

Pass Break-Ups

Season: 15 by Marcus Hill, 1997; 15 by
Evan Oglesby, 2003

Career: 45 by Gerald Smith, 1993-96

Quarterback Sacks

Game: 5 by Shawn Cash vs. Central Arkansas,
Sept. 26, 1998; 5 by Robert Moore, 1983

Season: 11 by Reginald Ruffin, 1994

Career: 34 by Reginald Ruffin, 1994-1997



Kicker Yuta Fukuda holds the school record for made extra points with 10 against West Alabama in 2005.

LONG PLAYS

Rushing: 99 by Parker Driggers vs. Robert Morris, Oct. 16, 2002

Passing: 94, Travis Carswell to James Moore vs.

Arkansas Tech (Away), Sept. 27, 1997

Punt: 80 by John Crittenden vs.

Central Missouri State, 1991

Field Goal: 54 by Taylor Pontius vs. Valdosta Stae, Home,
Sept. 27, 2014

Punt Return: 92 by Janoris Jenkins vs. West Alabama,
Away, Nov. 19, 2011

Kickoff Return: 100 by Bobby Joe Pride vs.

Tennessee-Martin in 1970, 100 by Delvon Carpenter vs.
West Florida in 2017

Interception Return: 93 by Caleb Massey vs. Texas A&M-
Kingsville in 2012

Fumble Return: 99 by Craig Fox vs. Southern Arkansas,
Sept. 22, 2007

GAMES STARTED

Most Starts and Consecutive Starts

Career 54 by Michael Williams and Jarius Hayes, 1992-95



Quarterback Jacob Tucker accounted for 37 touchdowns in 2016, setting a new UNA single season record. Tucker is now the radio analyst for UNA Football during home football games.



LION FCS ERA TEAM RECORDS

RUSHING

Most Rushing Attempts

Game: 50 vs. Eastern Kentucky (A), Oct. 22, 2022
Season: 425 in 2022

Most Net Yards Rushing

Game: 369 vs. Virginia-Wise (H), Sept. 10, 2022
Season: 2,022 in 2022

Average Yards Per Rush

Game: 9.0 vs. Virginia-Wise (H), Sept. 10, 2022
Season: 4.8 in 2022 (2,022 on 425 att.)

Touchdowns Rushing

Game: 6 vs. Virginia-Wise (H), Sept. 10, 2022
Season: 22 in 2022

Rushing Average Per Game

Season: 183.8 in 2022

PASSING

Most Passes Attempted

Game: 63 at Tarleton State (A), Sept. 9, 2023
Season: 413 in 2023

Most Passes Completed

Game: 36 at Tarleton State (A), Sept. 9, 2023
Season: 240 in 2023

Most Passes Had Intercepted

Game: 4 at Abilene Christian (A), Oct. 14, 2023
Season: 13 in 2022 and 2023

Most Yards Gained

Game: 446 at Gardner-Webb (A), Nov. 16, 2019
Season: 285.0, 2019

Most Yards Per Pass Attempt

Game: 11.6 vs. Eastern Kentucky, Sept. 30, 2023
Season: 8.6 in 2019

Most Yards Per Completion

Season: 15.8 in 2019

Highest Completion Percentage

Season: 59.2 in 2018 (181 of 306)

Most Touchdown Passes

Game: 5 at Austin Peay, Oct. 28, 2023
Season: 23 in 2023

TOTAL OFFENSE

Most Offensive Plays

Game: 109 at Tarleton State (A), Sept. 9, 2023
Season: 828 in 2023

Most Yards Gained

Game: 571 at Eastern Kentucky (A), Oct. 22, 2022
Season: 4,290 in 2023

Average Yards Gained Per Play

Game: 8.1 vs Tarleton State (H), Sept. 24, 2022
8.07 vs. Chattanooga (H), Sept. 2, 2023

Season: 6.0 in 2019

Average Total Offense Per Game

Season: 390.0 in 2023

THIRD DOWN CONVERSIONS

Best Percentage

Season: 41.0 in 2018 (54 of 132)

FOURTH DOWN CONVERSIONS

Best Percentage

Season: 60.0 in 2018 (6 of 10)

TIME OF POSSESSION

Best Time of Possession

Game: 36:13 vs Austin Peay (H) in 2022
Season Avg: 31:51 per game, 2020

PENALTIES

Most Penalties:

Game: 14 vs. Indiana State (A), Sept. 1, 2022
Season: 94 in 2018

Most Yards Penalized:

Game: 128 vs. West Florida (H), Oct. 6, 2018
Season: 790 in 2018

Fewest Yards Penalized

Game: 10 at Central Arkansas (A), Oct. 29, 2022
(2 penalties)

FIRST DOWNS

Most Total

Game: 32 at Tarleton State (A), Sept. 9, 2023
Season: 227 in 2023

Most Rushing First Downs

Game: 20 at Eastern Kentucky (A), Oct. 22, 2022
Season: 115 in 2022

Most Passing First Downs

Game: 20 vs Gardner Webb (A), Nov. 16, 2019
Season: 123 in 2021

Most First Downs By Penalty

Game: 8 vs North Carolina A&T (A), Oct. 9, 2021
Season: 34 in 2021

SCORING

Most Points Scored

Game: 53 at Eastern Kentucky (A), Oct. 22, 2022
Road: 53 at Eastern Kentucky (A), Oct. 22, 2022
Season: 314 in 2022
Quarter: 21 in 1st quarter vs. Mississippi College (H), Oct. 13, 2018; 21 in 2nd quarter vs Virginia-Wise (H), Sept. 10, 2022; 21 in 3rd quarter at Tarleton State (A), Sept. 9, 2023
Half: 32 in 2nd half vs. Eastern Kentucky (A), Oct. 22, 2022
In Defeat: 53 at Eastern Kentucky (A), Oct. 22, 2022 (Final Score 53-56)

Most Touchdowns

Game: 7 at Eastern Kentucky (A), Oct. 22, 2022
Season: 42 in 2022

Average Points Scored

Season: 28.6 in 2022 (314 in 11 games)

RED ZONE

Best Percentage

Season: 94.0 in 2018 (32 scores in 34 trips)

Best Touchdown Percentage

Season: 71.0 in 2022 (22 touchdowns in 31 trips)

FIELD GOALS

Most Field Goal Attempts

Game: 5 vs. Azusa Pacific (H), Sept. 22, 2018 (5-5)
Season: 23 in 2018

Most Field Goals Made

Game: 5 vs. Azusa Pacific (H), Sept. 22, 2018 (5-5)
Season: 18 in 2018

EXTRA POINTS

Most Extra Point Attempts

Game: 6 at Eastern Kentucky (A), Oct. 22, 2022
6 vs. Chattanooga (H), Sept. 2, 2023
Season: 38 in 2022 (38 made)

Most Extra Points Made

Game: 6 at Eastern Kentucky (A), Oct. 22, 2022
Season: 38 in 2022 (38 attempts)

PUNTING

Most Punts

Game: 9 at North Dakota State (A), Sept. 15, 2018
9 at Florida State (A), Nov. 18, 2023
Season: 58 in 2023

Fewest Punts

Game: 0 at Tennessee Tech (A), Nov. 12, 2022

Most Yards Punted

Game: 381 at Florida State (A), Nov. 18, 2023
Season: 2,442 in 2023

Highest Punting Average

Game: 48.7 at Southern Miss (A), Nov. 7, 2020 (6 for 292)
Season: 39.7 in 2023

KICKOFF RETURNS

Most Returns

Season: 29 in 2018

Most Yards Returned Punts

Season: 654 in 2018

Highest Average Per Return

Season: 22.6 in 2018

Most Kickoff Returns for Touchdown:

Season: 0

PUNT RETURNS

Most Returns

Season: 14 in 2018

Most Yards Returned Punts

Season: 61 in 2018

Highest Average Per Return

Season: 4.4 in 2018

Most Punt Returns for Touchdown:

Season: 0

INTERCEPTION RETURNS

Most Passes Intercepted

Game: 3 vs. Shorter (H), Nov. 3, 2018
3 at Tennessee Tech (A), Sept. 16, 2023
Season: 9 in 2018

Most Yards Returned Interceptions

Game: 60 at Tennessee Tech (A), Sept. 16, 2023
Season: 145 in 2018

Most Interception Returns for Touchdown:

Season: 1 in 2023

TURNOVER RATIO

Best Turnover Ratio

Season: +8 in 2018 (9 lost, 17 gained)

TEAM DEFENSE

Most Points Allowed

Game: 66 at BYU (A), Nov. 21, 2020
Quarter: 28 in second quarter at BYU (A), Nov. 21, 2020
Half: 42 in first half BYU (A), Nov. 21, 2020

Fewest Points Allowed

Game: 7 at Jackson State (A), Oct. 20, 2018
7 at Tennessee Tech (A), Sept. 16, 2023

Fewest Rushing Yards Allowed

Game: 41 at Jackson State (A), Oct. 20, 2018

Fewest Passing Yards Allowed

Game: 115 vs. Merce (N), August 26, 2023

Fewest Total Yards Allowed

Game: 163 at Jackson State (A), Oct. 20, 2018

Most Turnovers Forced

Game: 5 vs. Azusa Pacific (H), Sept. 22, 2018
5 at Tennessee Tech (A), Sept. 16, 2023

Most Tackles for Loss

Game: 11 at Jackson State (A), Oct. 20, 2018
Season: 67 in 2023

Most Yards on Tackles for Loss

Game: 43 at Jackson State (A), Oct. 20, 2018
Season: 223 in 2023

Most Quarterback Sacks

Game: 4 vs. Azusa Pacific (H), Sept. 22, 2018
4 vs. Austin Peay (A), Oct. 28, 2023
4 vs. Central Arkansas (H), Nov. 4, 2023
Season: 19 in 2023

Most Yards on Quarterback Sacks

Game: 29 at Austin Peay (A), Oct. 28, 2023
Season: 103 in 2023

Most Pass Break-Ups

Game: 12 vs. Chattanooga (H), Sept. 2, 2023
Season: 44 in 2023

Most Passes Intercepted

Game: 3 vs. Shorter (H), Nov. 3, 2018
3 at Tennessee Tech (A), Sept. 16, 2023
Season: 9 in 2018

Most Yards on Interception Returns

Game: 60 at Tennessee Tech (A), Sept. 16, 2023
Season: 145 in 2018

Most Fumbles Recovered

Game: 3 vs. Azusa Pacific (H), Sept. 22, 2018
Season: 8 in 2018

Most Yards on Fumbles Recovered

Game: 49 vs. Azusa Pacific (H), Sept. 22, 2018
Season: 49 in 2018

Most Safeties

Season: 1 in 2018

WINS

Most Wins in a Season:

7 in 2018

Best Season Record:

7-3 in 2018 (70.0%)

Most Consecutive Wins:

4 in 2018 (final 4 games of the season)

Most Consecutive Home Wins

3 in 2018 (final 3 home games of 2018)

LION FCS ERA INDIVIDUAL RECORDS

RUSHING

Most Carries

Game: 30 by ShunDerrick Powell at Tennessee Tech (A), Nov. 12, 2022

Season: 221 by ShunDerrick Powell, 2022

Most Yards Gained

Game: 251 by ShunDerrick Powell vs. Virginia-Wise (H), Sept. 10, 2022

Season: 1,508 by ShunDerrick Powell, 2022

Most Rushing Yards by a Quarterback

Game: 105 by Christian Lopez at Southern Utah (A), Sept. 1, 2018;

105 by Noah Walters vs. Utah Tech (H), Oct. 21, 2023

Season: 387 by Noah Walters, 2023

Best Rushing Average

Season: 13.9 by Jalyn Daniels in 2023 (min. 10 carries)

Most Rushing Yards Per Game

Season: 137.1 by ShunDerrick Powell, 2022

Most 100-Yard Games

Season: 7 by ShunDerrick Powell, 2022

PASSING

Most Yards Gained

Game: 446 by Christian Lopez at Gardner-Webb (A), Nov. 16, 2019

Season: 2,699 by Christian Lopez in 2019

Most Attempts

Game: 63 by Noah Walters at Tarleton State (A), Sept. 9, 2023

Season: 382 by Noah Walters in 2023

Most Completions

Game: 36 by Noah Walters at Tarleton State (A), Sept. 9, 2023

Season: 224 by Noah Walters in 2023

Consecutive Pass Attempts Without an Interception

Season: 253 by Christian Lopez, 2018 (began against Southern Utah in the first game of the season and ended with int vs. North Greenville in the final game of the season)

Most Interceptions

Game: 4 by Noah Walters at Abilene Christian, Oct. 14, 2023

Season: 13 by Noah Walters, 2023

Best Completion Percentage

Season: (Minimum 50 attempts) 59.7 by Christian Lopez, 2018 (169-of-283)

Passing Efficiency

Season: 140.49 by Christian Lopez, 2019

Interception Ratio

Season: 0.70 by Christian Lopez in 2018, 2 ints. on 283 atts.

Most Touchdown Passes

Game: 5 by Noah Walters at Austin Peay (A), Nov. 2, 2023

Season: 21 by Noah Walters in 2023

PASS RECEIVING

Most Receptions

Game: 11 by Kobe Warden vs. UT Martin, Sept. 23, 2023

Season: 48 by Jakobi Byrd, 2018

Receptions in Consecutive Games: 23 by Takairee Kenebrew (last three games of 2021-2023)

Most Yards Gained

Game: 183 by Andre Little at Gardner-Webb (A), Nov. 16, 2019

Season: 704 by Dexter Boykin, 2019

Most Touchdown Receptions

Game: 3 by Takairee Kenebrew at Kennesaw State (A), Oct. 8, 2022 and vs. Chattanooga (H), Sept. 2, 2023

Season: 10 by Takairee Kenebrew, 2023

Most Receiving Yards Per Game

Season: 68.6 by Cortez Hall, 2019 (549 in 8 games)

Most Receiving Yards Per Catch

(Minimum 10 catches)

Season: 22.4 by Takairee Kenebrew, 2022 (29 for 649)

Most 100-Yard Receiving Games

Season: 3 by Takairee Kenebrew in 2023

TOTAL OFFENSE

Most Plays

Game: 70 by Noah Walters at Tarleton State (A), Sept. 9, 2023 (7 rushes, 63 passes)

Season: 487 by Noah Walters, 2023 (104 rushes, 382 passes, 1 reception)

Most Yards

Game: 464 by Christian Lopez at Gardner-Webb (A), Nov. 16, 2019 (18 rushing, 446 passing)

Season: 2,773 by Christian Lopez, 2019

(74 rushing, 2,773 passing)

ALL-PURPOSE YARDS

Most Yards

Game: 240 by Andre Little at Gardner-Webb (A), Nov. 16, 2019

Season: 1,126 by Andre Little, 2019

PUNTING

Most Punts

Game: 9 by Joe Gurley at North Dakota State (A), Sept. 15, 2018

9 by Adam Watford at Florida State (A) Nov. 18, 2023

Season: 60 by Joe Gurley, 2019

Most Yards Punted

Game: 381 by Adam Watford at Florida State (A) Nov. 18, 2023

Season: 2,545 by Joe Gurley, 2019

Highest Punting Average

Game: 48.7 by Joe Gurley at Southern Mississippi (A),

Nov. 7, 2020 (6 for 292)

Season: 43.8 by Joe Gurley, 2020 (18 for 789)

Most Punts Over 50 Yards

Season: 14 by Joe Gurley, 2019

PUNT RETURNS

Most Punts Returned

Game: 3 by Jack Peavey vs. Jacksonville State, Sept. 21, 2019

Season: 14 by Kobe Warden in 2023

Most Yards Returned Punts

Game: 28 by Kobe Warden at Florida State (A), Nov. 18, 2023

Season: 53 by Jack Peavey in 2019

Highest Average Per Return

Season: 8.3 by K.J. Smith, 2018 (3 for 25)

KICKOFF RETURNS

Most Kickoffs Returned

Game: 5 by Kaden Cooper vs. Eastern Kentucky, Sept. 30, 2023

Season: 16 by Andre Little, 2019

Most Yards Returned Kicks

Game: 144 by K.J. Smith vs. Mississippi College (H), Oct. 13, 2018

Season: 475 by Andre Little, 2019

Highest Average Per Return

Season: 29.8 by K.J. Smith, 2018 (11 for 328)

INTERCEPTIONS

Most Interceptions

Game: 2 by Philjae Bien-Aime at Tennessee Tech (A); Sept. 16, 2023

Season: 3 by K.J. Smith and A.J. Bracey, 2018

Yards Returned Interceptions

Game: 49 by Terrell Bailey at Indiana State (A) Sept. 1, 2022

Season: 84 by Jalen Dread, 2019 (2 returns)

DEFENSIVE RECORDS

Solo Tackles

Season: 54 by D'Andre Hart, 2019

Assisted Tackles

Season: 39 by Jalen Dread, 2019

Total Tackles

Game: 13 by Jeffrey Battle vs Austin Peay (H), Nov. 5, 2022; 13 by Kyree Fields at Chattanooga (A), Sept. 17, 2022

Season: 88 by D'Andre Hart, 2019

Tackles for Loss

Game: 4.0 by Maurice Burton, Jr., at Alabama A&M (A), Sept. 8, 2018

Season: 12.0 by Wallace Cowins, Jr., 2019

Quarterback Sacks

Game: 2.0 by Brady Owensby, at Gardner-Webb (A), Nov. 16, 2019

Season: 4.0 by Brady Owensby, 2019; 4.0 by Kam'ron Green, 2022; 4.0 by Philip Ossai, 2023

Pass Break-Ups

Season: 8 by K.J. Smith, 2019

Fumble Recoveries

Game: 2 by Philip Ossai at Tennessee Tech, Sept. 16, 2023

Season: 2 by Christon Taylor, 2018; 2 by David Swen, 2019; 2 by Philip Ossai, 2023

Most Total Blocked Kicks

Season: 2 by Jakob Terry, 2019

SCORING

Most Touchdowns Scored

Game: 4 by ShunDerrick Powell vs Virginia-Wise (H) Sept. 10, 2022

Season: 18 ShunDerrick Powell, 2022

Most Rushing Touchdowns

Game: 4 by ShunDerrick Powell vs Virginia-Wise (H) Sept. 10, 2022

Season: 18 ShunDerrick Powell, 2022

Most Touchdowns Responsible For

Game: 6 by Noah Walters at Austin Peay (A), Nov. 2, 2023 (5 passing, 1 rushing)

Season: 24 by Noah Walters, 2023

(21 passing, 2 rushing, 1 receiving)

Extra-Points Made

Game: 6 by Sam Contorno at Eastern Kentucky (A) Oct. 22, 2022

Season: 38 by Sam Contorno, 2022

Consecutive Made, Season: 38 by Sam Contorno, 2022

Extra-Points Attempted

Game: 6 by Sam Contorno at Eastern Kentucky (A), Oct. 22, 2022 and vs. Chattanooga (H), Sept. 2, 2023

Season: 38 by Sam Contorno, 2022

Field Goals Made

Game: 5 by Chandler Carrera vs. Azusa Pacific (H), Sept. 22, 2018 (5-for-5)

Season: 18 by Chandler Carrera, 2018

Field Goals Attempted

Game: 5 by Chandler Carrera vs. Azusa Pacific (H), Sept. 22, 2018 (5-for-5)

Season: 23 by Chandler Carrera, 2018

Most Points Scored

Game: 28 by ShunDerrick Powell vs. Virginia-Wise (H), Sept. 10, 2022 (4 rushing touchdowns)

Season: 126 by ShunDerrick Powell, 2022

Points Scored by Kicking

Game: 17 by Chandler Carrera vs. Azusa Pacific (H), Sept. 22, 2018 (5 field goals, 2 PATs)

Season: 78 by Chandler Carrera, 2018

UNA'S TOP OFFENSIVE PERFORMANCES

TEAM RUSHING YARDS

550	Delta State	1993
545	Valdosta State	1982
520	Arkansas Tech	1997
506	Fort Valley State	1993
484	Fort Valley State	1994
472	Hampton	1993
463	Fort Valley State	1992
435	West Georgia	1994
432	Albany State	1995
424	Southern Arkansas	1996
417	West Alabama	1997
413	Tennessee-Martin	1969
408	SW Louisiana	1997
403	Henderson State	1995
402	West Georgia	1993

TEAM PASSING YARDS

511	Valdosta State	2014
510	@ Glenville State	2010
492	Harding	2008
473	West Alabama	2005
463	Arkansas Tech	2009
452	West Alabama	2015
450	Florida Tech	2015
446	@ Gardner-Webb	2019
446	@ Arkansas Tech	2011
439	@ Valdosta State	2009
425	Eastern Kentucky	2023
401	@ Carson-Newman	2008
398	Southern Arkansas	2002
397	@ West Alabama	2011
390	@ Monmouth	2019
384	North Greenville	2016
384	West Alabama	2010
374	Glenville State	2011
373	Campbell	2021
372	Ouachita Baptist	2002
371	Tusculum	2005
367	Southern Arkansas	2008
367	Ouachita Baptist	2006
365	@ Southern Arkansas	2011
362	Henderson State	2009
359	North Greenville	2018
358	Harding	2007
351	@ Hampton	2021
351	@ Austin Peay	2023
350	Southeastern Louisiana	2021
350	@ Southern Utah	2018
350	West Alabama	2003
345	@ Montana	2019
345	Shorter	2014
343	Tarleton State	2023
341	Arkansas Tech (Playoffs)	2009
338	West Georgia	2002
338	Tennessee Tech	2022
335	Carson-Newman (Playoffs)	2003
326	Arkansas Tech	2002
326	@ Kennesaw State	2022
324	Central Arkansas	2002
322	Delta State	1983

322	Delta State	2005
322	Southern Arkansas	2009
321	Henderson State	2010
320	@ Mississippi College	2016
320	@ West Alabama (Playoffs)	2011
318	@ Monmouth	2021
318	West Georgia	2009
316	West Georgia	2014
315	Ouachita Baptist	2003
315	West Georgia	2007
312	Stillman	2003
308	Harding	2011
304	Valdosta State	2013
302	Jacksonville State	2022

TEAM TOTAL YARDS

752	Arkansas Tech	1997
705	Harding	2008
654	West Alabama	2005
653	North Greenville	2016
650	Florida Tech	2015
646	Delta State	1993
641	Valdosta State	1983
624	Southern Arkansas	2008
620	Shorter	2014
616	Delta State	1983
608	Fort Valley State	1994
607	West Georgia	1993
606	Harding	2007
603	West Georgia	1983
601	@ Arkansas Tech	2011
592	West Alabama	2015
591	@ Mississippi College	2016
591	@ Glenville State	2010
581	Arkansas Tech	2002
571	@ Eastern Kentucky	2022
570	Hampton	1993
565	West Alabama	1993
565	Stillman	2003
565	@ Tarleton State	2023
565	Eastern Kentucky	2023
554	@ Southern Utah	2018
553	West Alabama	2010
549	Arkansas Tech	2003
548	Ouachita Baptist	2006
544	Arkansas Tech	1995
542	Central Arkansas	2002
542	West Alabama	2003
542	West Georgia	2007
540	West Alabama	1997
540	Fort Valley State	1993
539	West Alabama	1989
537	Indiana, Pa.	1993
536	@ Valdosta State	2013
535	West Georgia	2002
528	West Florida	2016
523	@ Valdosta State	2015
523	Fort Valley State	1992
523	Valdosta State	2014
520	Kentucky Christian	2012
518	Valdosta State	2009

517	Chattanooga	2023
516	West Alabama	2011
516	Henderson State	2009
515	Central Florida	1983
509	Arkansas-Monticello	1998
507	Tennessee-Martin	1969
507	Southern Arkansas	2002
506	West Georgia	1994
505	UNC Pembroke	2015
505	Tennessee Tech	2022
504	Harding	2006
503	Campbell	2021
503	@ Hampton	1992
503	@ Southwestern La.	1970
503	Southern Arkansas	2004
503	Mississippi College	2015
501	@ Tarleton State	2013

TEAM POINTS SCORED

76	West Alabama	2005
68	Stillman	2003
65	West Georgia	2007
65	West Alabama	1993
63	Southeast Missouri	1956
62	@ Valdosta State	2009
62	UNC Pembroke	2015
59	Arkansas-Monticello	2004
58	@ Mississippi College	2014
58	@ Harding	2007
58	Delta State	1993
58	Alabama A&M	1994
57	@ Valdosta State	2013
57	Southern Arkansas	2008
56	Langston	2014
56	West Alabama	1997
55	Florida Tech	2015
55	@ Florida Tech	2013
55	West Georgia	2009
55	@ Delta State	2008
55	@ Arkansas Tech	2003
54	@ Glenville State	2010
54	@ West Alabama	1990
53	@ Eastern Kentucky	2022
53	@ West Georgia	2008
53	Tennessee-Martin	1949
53	@ Valdosta State	1982
53	Delta State	1983
52	North Greenville	2016
52	West Alabama	2015
52	Harding	2008
52	@ North Greenville	2008
52	West Alabama	1955
52	@ Arkansas Tech	1995
52	Gordon Military	1967
51	West Florida	2016
51	@ Tennessee-Martin	1969
51	@ Union	1952
51	@ Arkansas-Monticello	1998
51	@ West Alabama	1999
50	North Greenville	2009
50	@ West Alabama	1994

UNA'S TOP PERFORMANCES / LONG PLAYS

INDIVIDUAL SINGLE GAME PASSING YARDS

511	Luke Wingo vs. Valdosta State (2014)
446	Christian Lopez at Gardner-Webb (2019)
450	Luke Wingo vs. West Alabama (2015)
447	Lee Chapple vs. Glenville State (2010)
431	Harrison Beck vs. Arkansas Tech (2009)
401	A.J. Milwee vs. Carson-Newman (2008)
398	Luke Wingo vs. Florida Tech (2015)
398	Will Hall vs. Southern Arkansas (2002)
397	Lee Chapple vs. West Alabama (2011)
384	Lee Chapple vs. West Alabama (2010)
383	Christian Lopez vs. Monmouth (2019)
379	Rett Files vs. Campbell (2021)
379	Vinnie Saylor vs. West Alabama (2005)
378	Jacob Tucker vs. North Greenville (2016)
372	Will Hall vs. Ouachita Baptist (2002)
368	A.J. Milwee vs. Ark.-Monticello (2008)
362	Harrison Beck vs. Henderson State (2009)
359	Vinnie Saylor vs. Tusculum (2005)
351	Noah Walters at Austin Peay (2023)
350	Christian Lopez vs. Southern Utah (2018)
350	Harrison Beck vs. Valdosta State (2009)
350	Jaylen Gipson vs. Southeastern Louisiana (2021)
348	Noah Walters vs. Eastern Kentucky (2023)
343	Noah Walters at Tarleton State (2023)
341	Harrison Beck vs. Arkansas Tech (2009)
339	Lee Chapple vs. Arkansas Tech (2011)
338	Will Hall vs. West Georgia (2002)
337	Will Hall vs. North Dakota (2003)
335	Will Hall vs. Carson-Newman (2003)
333	A.J. Milwee vs. Harding (2007)
333	Noah Walters vs. Tennessee Tech (2022)
329	A.J. Milwee vs. Southern Arkansas (2008)
326	Will Hall vs. Arkansas Tech (2002)
326	Noah Walters at Kennesaw State (2022)
324	Will Hall vs. Central Arkansas (2002)
322	Vinnie Saylor vs. Delta State (2005)
322	Luke Wingo vs. Newberry (2015)
321	Lee Chapple vs. Henderson State (2010)
321	Lee Chapple vs. Southern Arkansas (2011)
321	Luke Wingo vs. Shorter (2014)
321	Christian Lopez vs. North Greenville (2018)
320	Christian Lopez at Montana (2019)
320	Jacob Tucker vs. Mississippi College (2016)
320	Lee Chapple vs. West Alabama (2011)
318	A.J. Milwee vs. Valdosta State (2007)
317	Lee Chapple vs. Glenville State (2011)
316	Luke Wingo vs. West Georgia (2014)
314	A.J. Milwee vs. Harding (2008)
313	A.J. Milwee vs. Ouachita Baptist (2006)
312	Will Hall vs. Ouachita Baptist (2003)
308	Will Hall vs. West Alabama (2003)
308	Lee Chapple vs. Harding (2011)

38 TOTAL

9	Lee Chapple, Will Hall
7	A.J. Milwee
6	Luke Wingo
5	Noah Walters
5	Christian Lopez
4	Harrison Beck
3	Vinnie Saylor
2	Jacob Tucker
1	Jaylen Gipson
1	Rett Files

LONGEST RUNS FROM SCRIMMAGE

99	Parker Driggers	Robert Morris	2021
97	Brian Satterfield	Fort Valley State	1993
94	"Brub" Hamilton	Henderson State	1955
91	Brandenn Pickett	Harding	2007
90	Kenyatta Jones	Texas A&M-Kingsville	1994
90	Cody Gross	Carson-Newman	1995
89	Rico Bruton	Delta State	2017
88	Terence Humphrey	Presbyterian	2019
87	Bennie Burns	Tennessee-Martin	1974
86	Terry Stooksberry	Alabama A&M	1977
85	David McCants	West Georgia	2008
81	Jalyn Daniels	Chattanooga	2023
80	Diamond Simmons	Shorter	2012
79	Lamonte Thompson	Delta State	2012
78	Marvin Marsh	West Alabama	1986
78	Kenyatta Jones	West Georgia	1993
77	Greg Manson	Arkansas Tech	1997
76	Diamond Simmons	Kentucky Christian	2012
76	Eric Groom	Alabama A&M	1976
76	Diamond Simmons	Shorter	2014
75	DeMarcus Blount	West Georgia	2002
75	ShunDerrick Powell	Virginia-Wise	2022
75	ShunDerrick Powell	Tarleton State	2022
74	Cody Gross	West Georgia	1993
74	Clarence Johnson	Valdosta State	1982
71	A.J. Lamar	West Georgia	1994
69	Lamonte Thompson	Miles	2013
69	Kyle Rea	Henderson State	1999
69	Antwan Ivey	Central Oklahoma	2011
68	Jarius Hayes	Arkansas Tech	1995
67	Charles Johnson	Valdosta State	1985
67	Cody Gross	West Alabama	1994
67	Damon Cox	Azusa Pacific	2018
66	Clarence Johnson	Virginia Union	1980
66	Jerrold Dennis	Ouachita Baptist	2000
65	Eric Groom	Alabama A&M	1995
64	ShunDerrick Powell	Central Arkansas	2022
64	Marc Merritt	Austin Peay	1974
64	Marc Merritt	Nicholls State	1973
64	Tommy Compton	Delta State	1988
64	Jake Warren	Lambuth	2002
64	JJ Evans	Florida State	2023

LONGEST PASS PLAYS

94	Travis Carswell-James Moore (no TD)	Arkansas Tech	1997
93	Luke Wingo-Korey Jones (no TD)	West Alabama	2013
92	A.J. Milwee-Bobby Williams	Arkansas-Monticello	2008
90	A.J. Milwee-Ed Gant	Harding	2008
88	Luke Wingo-Jarret Smith	Valdosta State (Playoff)	2014
87	Randy Elmore -Bobby Joe Pride	Arkansas Tech	1971
85	Vinnie Saylor-Martin Huggins	Arkansas-Monticello	2004
84	Cody Gross-Michael Edwards	Central Arkansas	1994
84	Lee Chapple-Jason Smith	Delta State	2011
83	Fred Riley-Jerry Hill	Jacksonville State	1980
83	A.J. Milwee-Ed Gant	Southern Arkansas	2008
83	A.J. Milwee-Trey Gorman	Ouachita Baptist	2006
80	Steve Clark-Myles Smith	Troy State	1975
78	Noah Walters-Demarcus Lacey	Tarleton State	2022
78	Allen Elkins-Roger Mathis	Central Arkansas	1968
78	A.J. Milwee-Reggie Hubbard	Ouachita Baptist	2007
78	Dusty Goodwin-Jason Messing	West Georgia	2007
77	Luke Wingo-Delvon Carpenter	Delta State	2014
77	Luke Wingo-Dre Hall	West Alabama	2015
76	Rett Files-Takairee Kenebrew	Charleston Southern	2021
76	Dallas Metcalf-Tony Morrow	Miles College	1985

ALL-TIME LONGEST PLAYS

76	Randy Elmore-Danny Kimble	Troy State	1970
76	Will Hall-Taris Birt	Central Arkansas	2003
75	A.J. Milwee-Joernal Campbell	Tusculum	2007
75	Christian Lopez-Cortez Hall	Western Illinois	2019
75	Christian Lopez-Cortez Hall	Montana	2019
74	A.J. Milwee-Ed Gant	Ouachita Baptist	2007
74	Tyler Peterson-Isaac Mitchell	Arkansas-Monticello	1998
72	Stacey Stewart-Troy Nelson	Valdosta State	1991
72	Jake Warren- Randy Vickers	Ouachita Baptist	2001
71	Jacob Tucker-Jason Smith	Lenoir-Rhyne	2013
71	Gerald Goodman-Myles Smith	Delta State	1977
71	Rusty Towery-Melvin Brown	Alabama A&M	1982
70	Will Hall-Patrick Wilson	West Alabama	2002
70	Lee Chapple-Tristan Purifoy	Arkansas Tech	2011
69	Lonnie Mister-Stevie Hobbs	Jacksonville State	1986
69	Will Hall-Taris Birt	Carson-Newman	2003
69	Harrison Beck-Mico McSwain	Arkansas Tech	2009
68	Chris Alexander-Marcus McQuarley	Arkansas Tech	2011
68	DeMarcus Blount-Marcus Lewis	Arkansas-Monticello	2004
68	A.J. Milwee-Ed Gant	Arkansas-Monticello	2008
68	Steve Clark-Roger Ralph	Jacksonville State	1974

LONGEST PUNTS

80	John Crittenden	Central Missouri	1991
73	Guy Cox	Virginia Union	1980
73	Tony Faggioni	Arkansas Tech	1995
73	Tony Faggioni	Arkansas Tech	1998
72	Scott DeMott	West Alabama	1987

LONGEST MADE FIELD GOALS

54	Taylor Pontius	Valdosta State	2014
51	Taylor Pontius	Shorter	2014
51	J.D. Lane	West Alabama	1988
51	J.D. Lane	Central Florida	1988
51	James Knowles	West Alabama	1985
50	Kevin Henke	UNC Pembroke	2016
50	Michael Schuster	Kentucky Christian	2012
49	Kevin Henke	Valdosta State	2016
49	Jamie Stoddard	Alabama A&M	1995
49	James Knowles	Alabama A&M	1985
49	James Knowles	Valdosta State	1982
49	Nelson McMurray	Middle Tenn. State	1980
49	J.D. Lane	Jacksonville State	1987
48	Creig Bell	Alabama A&M	1976
49	Travis Johnston	Arkansas-Monticello	2001
49	Michael Schuster	Jacksonville State	2013
48	Joe Gurley	Western Illinois	2019
47	Chandler Carrera	Mississippi College	2018
47	Kevin Henke	Jacksonville State	2016
47	Kevin Henke	West Georgia	2016
47	Kevin Henke	Shorter	2016
47	Tom Schneider	Carson-Newman	2008
47	Scott Shurden	Harding	2007
47	Jamie Stoddard	Mississippi College	1993
47	J.D. Lane	Delta State	1988
47	J.D. Lane	Jacksonville State	1988
47	Nelson McMurray	Eastern Illinois	1980
47	Nelson McMurray	Alabama A&M	1978
47	Nelson McMurray	Delta State	1980
47	James Knowles	Virginia Union	1983
47	Kevin Pearce	Delta State	1997
46	Chandler Carrera	Mississippi College	2018
46	Michael Schuster	Kentucky Christian	2012

46	Tom Schneider	Harding	2008
46	Brad Stepp	Valdosta State	1991
46	James Knowles	Valdosta State	1985
46	James Knowles	Alabama A&M	1984
46	William McCormick	West Alabama	1972
46	Kevin Henke	Delta State	2015
45	Mike Berry	Troy State	1989
45	Yuta Fukuda	Central Arkansas	2005
45	Nathen O'Jibway	Abilene Christian	2011
45	Michael Schuster	Valdosta State	2013

LONGEST PUNT RETURNS

92	Janoris Jenkins	West Alabama	2011
91	Anthony Merritt	West Georgia	2003
89	Janoris Jenkins	Southern Arkansas	2011
88	Anthony Merritt	Delta State	2005
87	Janoris Jenkins	Glenville State	2011
85	"Brub" Hamilton	Henderson State	1952
85	Leonard Thomas	Jacksonville State	1969

LONGEST KICKOFF RETURNS

100	Bobby Joe Pride	Tennessee-Martin	1970
100	Delvon Carpenter	West Florida	2017
99	Troy Nelson	Tennessee-Martin	1989

LONGEST INTERCEPTION RETURNS

93	Caleb Massey	Texas A&M-Kingsville	2012
90	Lyle Underwood	Middle Tenn.St.	1959
80	Khyle Jackson	North Greenville	2016
78	Corey Harris	Alabama A&M	1997
77	Michael Johnson	Delta State	2008
75	Troy Nelson	Delta State	1989
72	Dwain Smith	Central Washington	2017
71	Anton Bowen	Southern Arkansas	2008
70	Philbert Martial	Western Oregon	2014
69	Blake Farris	Valdosta State	2005
65	Harlon Hill	Troy State	1951
65	Jim Grant	Troy State	1965
64	Kevin Logan	Tennessee-Martin	1978
62	Jalen Dread	Charleston Southern	2019

LONGEST FUMBLE RETURNS

99	Craig Fox	Southern Arkansas	2007
91	Neal Mitchell, Jr.	Ouachita Baptist	2007



LONGEST PLAYS OF UNA'S FCS ERA

Rush: 99 by Parker Driggers vs. Robert Morris (H), Oct. 16, 2021
Pass: 78 by Noah Walters to Demarcus Lacey vs. Tarleton State (H), Sept. 24, 2022
Punt: 61 by Joe Gurley vs. Alabama A&M (H), Sept. 14, 2019 & 61 by Joe Gurley vs. Presbyterian (H), Sept. 28, 2019
Kickoff Return: 94 by Andre Little vs. Campbell (H), Nov. 2, 2019
Punt Return: 28 by Kobe Warden vs. Florida State (A), Nov. 18, 2023
Interception Return: 62 by Jalen Dread at Charleston Southern (H), Oct. 19, 2019

SERIES RECORDS

Record vs. All Opponents 1949-2024

Opponent	Record	First /Last Meeting				
Abilene Christian (Texas)	1-1-0	2011	2023	Mississippi College	19-14-2	1963 2018
Alabama A&M	19-4-1	1975	2019	Missouri State	2-0-0	1981 1982
Albany State (Ga.)	4-1-0	1989	1996	Monmouth (N.J.)	0-2-0	2019 2021
Appalachian State (N.C.)	1-2-0	1971	1973	Montana	0-1-0	2019 2019
Arkansas State	4-11-1	1951	1966	Morningside (Iowa)	1-0-0	1957 1957
Arkansas Tech	13-3-0	1970	2011	Murray State (Ky.)	5-3-0	1954 1961
Arkansas-Monticello	9-3-0	1998	2009	Newberry College (S.C.)	3-0-0	1991 2015
Austin Peay State (Tenn.)	13-8-0	1949	2023	Nicholls State (La.)	3-2-0	1973 2021
Azusa Pacific	1-0-0	2018	2018	North Carolina A&T	0-1-0	2021 2021
Bethel College (Tenn.)	2-0-0	1949	1950	North Carolina Central	1-0-0	2005 2005
Bloomsburg (Pa.)	1-0-0	1985	1985	North Carolina-Pembroke	4-0-0	2013 2016
BYU (Utah)	0-1-0	2020	2020	North Dakota	1-1-0	1994 2003
Campbell	1-2-0	2018	2021	North Dakota State	0-2-0	1985 2018
Carson-Newman (Tenn.)	8-2-0	1978	2009	North Greenville (S.C.)	5-0-0	2008 2018
Central Arkansas	15-7-0	1951	2023	Northwest Missouri State	0-3-0	2005 2016
(formerly State College of Arkansas)				Northwestern State (La.)	2-4-0	1962 1973
Central Florida	2-2-0	1980	1989	Ouachita Baptist (Ark.)	4-3-0	2000 2010
Central Missouri State	2-0-0	1991	1992	Pensacola NAS (Fla.)	0-1-0	1954 1954
Central Oklahoma	1-0-0	2011	2011	Pittsburg State (Kan.)	1-2-0	1995 2000
Central State of Ohio	0-1-0	1983	1983	Portland State (Ore.)	1-0-0	1993 1993
Central Washington	0-1-0	2017	2017	Presbyterian	1-0-0	2019 2019
Charleston Southern (S.C.)	1-1-0	2019	2021	Robert Morris	1-0-0	2021 2021
Chattanooga	1-3-0	1963	2023	St. Bernard (Ala.)	2-0-0	1949 1950
College of Ozarks (Mo.)	1-0-0	1950	1950	Samford (Ala.)	6-4-2	1949 2002
Delta State (Miss.)	34-26-1	1960	2017	(formerly Howard College)		
East Tennessee State	5-1-0	1954	1979	Savannah State (Ga.)	2-0-0	1984 1985
Eastern Illinois	0-1-0	1980	1980	Shepherd (Va.)	1-0-0	2016 2016
Eastern Kentucky	0-2-0	2022	2023	Shorter (Ga.)	7-0-0	2012 2018
Elon (N.C.)	0-1-0	1999	1999	Southeast Missouri State	1-1-0	1956 2024
Ferris State (Mich.)	1-0-0	1995	1995	Southeastern Louisiana	1-10-2	1957 2021
Florida State	0-1-0	2023	2023	Southern Arkansas	11-4-0	1996 2011
Florida Tech	4-0-0	2013	2017	Southern Mississippi	0-1-0	2020 2020
Fort Valley State (Ga.)	4-1-0	1985	1994	Southern Utah	1-0-0	2018 2018
Gardner-Webb (N.C.)	1-0-0	2019	2019	Louisiana-Lafayette	1-0-0	1997 1997
Glenville State (W.V.)	2-0-0	2010	2011	Stillman (Ala.)	1-0-0	2003 2003
Gordon Military (Ga.)	1-0-0	1967	1967	Tarleton State (Texas)	1-3-0	2012 2023
Hampton (Va.)	3-1-0	1992	2021	Tennessee-Martin	19-13-1	1949 2023
Harding (Ark.)	7-6-0	2000	2012	Tennessee Tech	3-5-1	1953 2023
Henderson State (Ark.)	20-4-0	1952	2010	Texas A&M-Commerce	0-1-0	2017 2017
Illinois State	0-1	2024	2024	Texas A&M-Kingsville	6-0-0	1993 2013
Indiana-Pennsylvania	1-0-0	1993	1993	Troy State (Ala)	23-21-0	1949 1992
Indiana State	0-1-0	2022	2022	Tusculum (Tenn.)	4-0-0	2004 2007
Jackson State (Miss.)	1-0-0	2018	2018	Tuskegee Institute (Ala)	3-1-0	1979 2015
Jacksonville St. (Ala.)	18-29-3	1949	2022	Union University (Tenn.)	2-0-0	1951 1952
Kennesaw State (Ga.)	0-3-0	2019	2022	Utah Tech	1-0-0	2023 2023
Kentucky Christian	1-0-0	2012	2012	Valdosta State (Ga.)	25-16-1	1982 2017
Lambuth (Tenn.)	3-0-0	2001	2010	Vanderbilt (Tenn.)	0-1-0	1959 1959
Lane College (Tenn.)	1-0-0	1981	1981	Virginia State	1-0-0	1987 1987
Langston College (Okla.)	3-0-0	1979	2014	Virginia Union	2-0-0	1980 1983
Lenoir-Rhyne (N.C.)	0-1-0	2013	2013	Virginia-Wise	1-0-0	2022 2022
Liberty (Va.)	0-1-0	2020	2020	West Alabama	52-18-1	1949 2017
Louisiana College	2-1-0	1964	1968	(formerly Livingston)		
McNeese State (La.)	0-2-0	1958	1959	West Florida	1-2-0	2016 2018
Memphis	0-2-0	2022	2024	West Georgia	22-13-0	1983 2017
Mercer	0-1-0	2023	2023	Western Carolina (N.C.)	0-1-0	1974 1974
Middle Tennessee State	6-14-0	1949	1980	Western Illinois	1-0-0	2019 2019
Miles College (Ala.)	9-0-0	1982	2015	Western Oregon	1-1-0	2014 2015
				Youngstown State (Ohio)	0-1-0	1994 1994
				Totals	483-309-16	

LIONS TV GAMES

1980 • ABC

Eastern Illinois 56, UNA 31
NCAA Division II Semifinals at Florence, Ala.

1981 • ABC

UNA 24, Troy State 13
Regular season game at Troy, Ala.

1983 • CBS

UNA 42, Troy State 21
Regular season game at Troy, Ala.

1983 • ABC

Central State-Ohio 27, UNA 24
NCAA Division II Semifinals at Florence, Ala.

1985 • ESPN

North Dakota State 35, UNA 7
NCAA Division II Championship Game
Palm Bowl at McAllen, Texas

1993 • WAAY-TV/ABC

UNA 45, Hampton 20
NCAA Division II Quarterfinal Playoff Game
at Florence, Ala.

1993 • ESPN

UNA 41, Indiana, Pa. 34
NCAA Division II Championship Game
at Florence, Ala.

1994 • WAAY-TV/ABC

UNA 58, Alabama A&M 13
Regular season game at Florence, Ala.

1994 • WAAY-TV/ABC

UNA 28, vs. Central Arkansas 21
Regular season game at Florence, Ala.

1994 • SPORTSOUTH

UNA 38, Valdosta State 21
Regular season game at Florence, Ala.

1994 • MIDWEST

SPORTSCHANNEL, WAAY-TV/ABC
UNA 35, North Dakota 7
NCAA Division II Semifinals at Florence, Ala.

1994 • ESPN2, WAAY-TV/ABC

UNA 16, vs. Texas A&M-Kingsville 10
NCAA Division II Championship Game
at Florence, Ala.

1995 • WAAY-TV/ABC

UNA 49, Alabama A&M 10
Regular season game at Huntsville, Ala.

1995 • WAAY-TV/ABC

UNA 30, Delta State 0
Regular season game at Cleveland, Miss.

1995 • WAAY-TV/ABC

UNA 42, West Alabama 10
Regular season game at Florence, Ala.

1995 • WAAY-TV/ABC

UNA 45, Ferris State 7
NCAA Division II Semifinals at Florence, Ala.

1995 • ESPN

UNA 27, Pittsburg State 7
NCAA Division II Championship Game
at Florence, Ala.

1996 • WAAY-TV/ABC

UNA 47, Alabama A&M 0
Regular season game at Florence, Ala.

1997 • WAAY-TV/ABC

UNA 49, Alabama A&M 20
Regular season game at Huntsville, Ala.

2000 • CSS

Delta State 42, UNA 35
Regular season game at Cleveland, Miss.

2000 • CSS

Valdosta State 45, UNA 21
Regular season game at Florence, Ala.

2000 • CSS

UNA 49, Alabama A&M 20
Regular season game at Huntsville, Ala.

2003 • WAFF/NBC

North Dakota 29, UNA 22
NCAA Division II Semifinals at Grand Forks, N.D.

2004 • CSS

UNA 28, Tuusculum 7
Regular season game at Greeneville, Tenn.

2005 • CSS

Central Arkansas 29, UNA 26
Regular season game at Conway, Ark.

2005 • CSS

Valdosta State 26, UNA 23
Regular season game at Valdosta, Ga.

2005 • CSS/ESPNU

NW Missouri State 25, UNA 24
NCAA Division II Semifinals at Florence, Ala.

2006 • CSS

UNA 41, Harding 14
Regular season game at Florence, Ala.

2006 • CSS

Delta State, 27. UNA 10
NCAA Division II Quarterfinal at Florence, Ala.

2007 • CSS

UNA 58, Harding 17
Regular season game at Searcy, Ark.

2007 • CSS

UNA 28, Delta State 17
Regular season game at Florence, Ala.

2008 • CBS COLLEGE SPORTS

UNA 20, Carson-Newman 13
Regular season game at Jefferson City, Tenn.

2008 • CSS

UNA 52, Harding 0
Regular season game at Florence, Ala.

2008 • CSS

Delta State 34, UNA 28
Regular season game at Cleveland, Miss.

2008 • CSS

UNA 55, Delta State 34
NCAA Division II Quarterfinal at Cleveland, Miss.

2008 • ESPN2

NW Missouri State 41, UNA 7
NCAA Division II Semifinal at Maryville, Mo.

2009 • CSS

UNA 34, Delta State 24
Regular season game at Florence, Ala.

2009 • CBS COLLEGE SPORTS

UNA 62, Valdosta State 27
Regular season game at Valdosta, Ga.

2010 • CSS

Valdosta State 5, UNA 0
Regular season game at Florence, Ala.

2010 • CSS

UNA 31, Delta State 7
Regular season game at Cleveland, Miss.

2011 • CSS

UNA 31, Central Oklahoma 10
Regular season game at Florence, Ala.

2011 • WHDF

UNA 23, Abilene Christian 17
Regular season game at Dallas, Texas

2011 • CSS

Delta State 30, UNA 24 (OT)
Regular season game at Florence, Ala.

2011 • CSS

West Alabama 31, UNA 26
Regular season game at Livingston, Ala.

2012 • CSS

West Georgia 38, UNA 23
Regular season game at Carrollton, Ga.

2012 • CSS

Tarleton State 38, UNA 28
Regular season game at Florence, Ala.

2012 • CSS

West Alabama 42, UNA 27
Regular season game at Livingston, Ala.

2013 • CSS/ESPN3

UNA 42, Miles 7
Regular season game at Florence, Ala.

2013 • CSS/ESPN3

UNA 49, Texas A&M-Kingsville 17
Regular season game at Florence, Ala.

2016 • ASN

UNA 44, Valdosta State 19
Regular season game at Florence, Ala.

2016 • ESPN2

NW Missouri State 29, UNA 3
NCAA Division II Championship Game

2023 • ESPN and ESPNU

#20 Mercer 17, UNA 7
2023 FCS Kickoff Game
Cramton Bowl in Montgomery, Ala.

2023 • WHDF (The CW)

#4 Florida State 58, UNA 13
** Regular season game in Tallahassee, Fla. **

2024 • ESPN

SEMO 37, UNA 15
2024 FCS Kickoff Game
Cramton Bowl in Montgomery, Ala.

THE UNA LIONS

ON TELEVISION: 32-22

ON ABC: 1-2

ON ASN: 1-0

ON CBS: 1-0

ON ESPN: 2-3

ON ESPN 2: 1-2

ESPNU: 0-2

ON CSS: 12-13

(Comcast/Charter Sports Southeast)

ON CBS COLLEGE SPORTS: 2-0

ON SPORTSOUTH: 1-0

ON SPORTSCHANNEL: 1-0

ON WAAY: 11-0

ON WAFF: 0-1

ON WHDF: 1-1

* Numerous other UNA games have been
broadcast over ESPN3 and ESPN+

** UNA's game with Florida State on The CW in
2023 brought in the best national primetime rating
for the network in over six years.

ALL-TIME UNA HOME ATTENDANCE

UNA HOME ATTENDANCE AT BRALY STADIUM - 1979-2023

	TOTAL SEASON			REGULAR SEASON			POST SEASON		
	Games	Total	Average	Games	Total	Average	Games	Total	Average
2024	1	8,014	8,014	1	8,014	8,014			
2023	5	47,470	9,494	5	47,470	9,494			
2022	4	30,827	7,707	4	30,827	7,707			
2021	6	43,050	7,175	6	43,050	7,175			
2020*	1	4,632	4,632	1	4,632	4,632			
2019	5	47,738	9,548	5	47,738	9,548			
2018	5	33,774	6,755	5	33,774	6,755			
2017	5	37,489	7,498	5	37,489	7,498			
2016	7	53,693	7,670	5	44,322	8,864	2	9,371	4,685
2015	7	55,789	7,970	5	46,274	9,254	2	9,515	4,757
2014	6	54,389	9,065	5	49,175	9,835	1	5,214	5,214
2013	6	59,450	9,908	5	52,687	10,537	1	6,763	6,763
2012	5	48,991	9,798	5	48,991	9,798			
2011	5	49,169	9,834	5	49,169	9,834			
2010	5	50,664	10,133	5	50,664	10,133			
2009	8	75,115	9,389	6	60,472	10,079	2	14,643	7,321
2008	6	57,832	9,639	5	50,797	10,159	1	7,035	7,035
2007	7	56,811	8,116	6	51,236	8,539	1	5,575	5,575
2006	6	60,548	10,091	4	43,327	10,832	2	17,221	8,610
2005	6	48,399	8,066	5	39,978	7,996	1	8,421	8,421
2004	5	26,313	5,263	5	26,313	5,263			
2003	7	58,192	8,313	5	41,847	8,369	2	16,345	8,173
2002	5	21,376	4,275	5	21,376	4,275			
2001	5	17,880	3,576	5	17,880	3,576			
2000	5	19,618	3,923	5	19,618	3,923			
1999	6	26,074	4,345	6	26,074	4,345			
1998	4	20,919	5,229	4	20,919	5,229			
1997	5	41,420	8,284	5	41,420	8,284			
1996	5	45,654	9,131	5	45,654	9,131			
1995	9	71,108	7,900	5	37,935	7,587	4	33,173	8,293
1994	8	72,889	9,111	4	41,382	10,346	4	31,507	7,877
1993	9	65,604	7,289	5	34,884	6,977	4	30,720	7,680
1992	7	46,871	6,695	6	41,087	6,848	1	5,784	5,784
1991	5	18,150	3,630	5	18,150	3,630			
1990	5	37,378	7,476	5	37,378	7,476			
1989	6	35,640	5,940	6	35,640	5,940			
1988	5	22,250	4,450	5	22,250	4,450			
1987	6	25,750	4,292	6	25,750	4,292			
1986	6	32,500	5,417	6	32,500	5,417			
1985	8	49,100	6,138	6	42,620	7,103	2	6,480	3,240
1984	6	37,100	6,183	6	37,100	6,183			
1983	8	47,000	7,833	6	39,462	6,577	2	7,538	3,769
1982	5	37,000	7,400	5	37,000	7,400			
1981	6	50,000	8,333	6	50,000	8,333			
1980	8	66,000	8,250	5	48,000	9,600	2	18,000	9,000
1979	6	39,300	6,550	6	39,300	6,550			

* Capacity was limited in 2020 due to the COVID-19 Pandemic.

ALL-TIME UNA HOME ATTENDANCE

ATTENDANCE AT UNA HOME PLAYOFF GAMES

Year	Opponent	Attendance
1980	Virginia Union	8,000
1980	Eastern Illinois	10,000
1983	Virginia Union	5,000
1983	Central State	2,538
1985	Fort Valley State	3,780
1985	Bloomsburg	2,700
1992	Jacksonville State	5,784
1993	Carson-Newman	4,748
1993	Hampton	5,349
1993	Texas A&M-Kingsville	4,992
1993	Indiana, Pa.	15,631
1994	Carson-Newman	5,248
1994	Valdosta State	7,039
1994	North Dakota	5,694
1994	Texas A&M-Kingsville	13,526
1995	Albany State	3,717
1995	Carson-Newman	6,349
1995	Ferris State	7,866
1995	Pittsburg State	15,241
2003	Southern Arkansas	7,132
2003	Carson-Newman	9,213
2005	Northwest Missouri State	8,421
2006	Newberry	9,142
2006	Delta State	8,079
2007	Delta State	5,575
2008	Valdosta State	7,035
2009	Arkansas Tech	6,432
2009	Carson-Newman	8,211
2013	Tuskegee	6,763
2014	Valdosta State	5,214
2015	Newberry	4,284
2015	Tuskegee	5,231
2016	UNC Pembroke	4,258
2016	North Greenville	5,113

UNA NATIONAL RANKING IN NCAA DIVISION II ATTENDANCE

Year	Home Games/Total	Average	DII Rank
2017	5 / 37,489	7,498	10th
2016	7 / 53,693	7,670	12th
2015	7 / 55,789	7,970	5th
2014	6 / 54,389	9,065	4th
2013	6 / 59,450	9,908	4th
2012	5 / 48,991	9,798	7th
2011	5 / 49,169	9,834	5th
2010	5 / 50,664	10,133	5th
2009	8 / 75,115	9,389	5th
2008	6 / 57,832	9,639	5th
2007	7 / 56,811	8,115	10th
2006	6 / 60,548	10,091	4th
2005	6 / 48,399	8,066	9th
2004			
2003	7 / 58,192	8,313	9th

UNA LED BIG SOUTH CONFERENCE IN ATTENDANCE IN 2019

School	Games	Average
North Alabama	5	9,548
Hampton	6	7,218
Kennesaw State	6	5,875
Campbell	6	5,400
Charleston Southern	5	3,552
Gardner-Webb	5	3,106
Monmouth	7	2,780
Presbyterian	7	1,687

UNA RANKED SECOND IN ASUN CONFERENCE

IN ATTENDANCE IN 2022

School	Average	Nat. Ranking
Jacksonville State	18,161	5
North Alabama	7,707	43
Central Arkansas	7,306	49
Austin Peay	6,569	59
Kennesaw State	5,626	68

UNA RANKED THIRD IN UAC ATTENDANCE IN 2023

School	Average	Nat. Ranking
Tarleton State	18,697	5
Eastern Kentucky	11,655	16
North Alabama	9,494	29
Austin Peay	8,132	40
Stephen F. Austin	8,100	41
Abilene Christian	7,090	55
Central Arkansas	7,048	56
Utah Tech	5,132	80
Southern Utah	4,011	95

* UNA ranked 23rd in average FCS attendance in 2019.

* UNA ranked 43rd of 130 FCS schools in 2022.

* UNA ranked 29th of 129 FCS schools in 2023

UNA COACHING RECORDS

ALL-TIME UNA HEAD FOOTBALL COACHES (1949-2016)

Coach	Years	Record	Winning Pct.	Playoff Appearances
Hal Self	1949-69	109-81-8	57.1	
Durell Mock	1970-72	8-24-0	25.0	
Mickey Andrews	1973-76	18-21-1	46.2	
Wayne Grubb	1977-87	84-33-6	70.7	3
Bobby Wallace	1988-97	82-36-1	69.3	6
Bill Hyde	1998-2001	20-21	48.7	
Mark Hudspeth	2002-08	66-21	75.8	5
Terry Bowden	2009-11	29-9	76.3	3
Bobby Wallace	2012-16	44-15	74.6	4
Chris Willis	2017-22	20-34	37.0	
Ryan Held (Interim)	2022	0-3	0.0	
Brent Dearmon	2023-	3-11	21.4	

ALL-TIME UNA HEAD FOOTBALL COACHES (By Wins)

Coach	Years	Record	Winning Pct.	Playoff Appearances
Bobby Wallace	1988-97, 12-16	126-51-1	71.1	10
Hal Self	1949-69	109-81-8	57.1	
Wayne Grubb	1977-87	84-33-6	70.7	3
Mark Hudspeth	2002-08	66-21	75.8	5
Terry Bowden	2009-11	29-9	76.3	3
Bill Hyde	1998-2001	20-21	48.7	
Chris Willis	2017-22	20-34	37.0	
Mickey Andrews	1973-76	18-21-1	46.2	
Durell Mock	1970-72	8-24-0	25.0	
Brent Dearmon	2023-	3-11	21.4	
Ryan Held (Interim)	2022	0-3	0.0	

ALL-TIME UNA HEAD FOOTBALL COACHES (By Percentage)

Coach	Years	Record	Winning Pct.	Playoff Appearances
Terry Bowden	2009-11	29-9	76.3	3
Mark Hudspeth	2002-08	66-21	75.8	5
Bobby Wallace	1988-97, 12-16	126-51-1	71.1	10
Wayne Grubb	1977-87	84-33-6	70.7	3
Hal Self	1949-69	109-81-8	57.1	
Bill Hyde	1998-2001	20-21	48.7	
Mickey Andrews	1973-76	18-21-1	46.2	
Chris Willis	2017-22	20-34	37.0	
Durell Mock	1970-72	8-24-0	25.0	
Brent Dearmon	2023-	3-11	21.4	
Ryan Held (Interim)	2022	0-3	0.0	

ALL-TIME UNA HEAD FOOTBALL COACHES (Postseason)

Coach	Appearances	Record	Winning Pct.	QF	SF	F	Championships
Bobby Wallace	10	19-7	73.1	6	4	4	3
Mark Hudspeth	5	9-5	64.3	5	3	0	0
Wayne Grubb	3	4-3	57.1	3	3	1	0
Terry Bowden	3	3-3	50.0	1	0	0	0

ALL-TIME UNA HEAD FOOTBALL COACHES (Playoff Appearances)

Coach	Appearances	Years in Playoffs									
Bobby Wallace	10	1990	1992	1993	1994	1995	1997	2013	2014	2015	2016
Mark Hudspeth	5	2003	2005	2006	2007	2008					
Wayne Grubb	3	1980	1983	1985							
Terry Bowden	3	2009	2010	2011							

ALL-TIME WINNINGEST COACHES IN GULF SOUTH CONFERENCE HISTORY

Wins	Coach/School	Years	Record
152	Bobby Wallace, North Alabama/UWA	1988-97, 2006-10, 2012-16	152-81-1
122	John Williams, Mississippi College	1972-90	122-78-4
89	Steve Mullins, Arkansas Tech	1997-10	89-61-0
82	Wayne Grubb, North Alabama	1977-87	82-35-6
76	Chris Hatcher, Valdosta State	2000-06	76-12-0

Lions in the Pros

UNA'S NATIONAL FOOTBALL LEAGUE DRAFT CHOICES - By Year

Draft	Player	Pos	Team	League	Round	Pick
1954	Harlon Hill	WR	Chicago Bears	NFL	15th	
1961	Sammy Smith	HB	Denver Broncos	AFL	27th	
1980	Curtis Sirmones	RB	San Diego Chargers	NFL	8th	219
1980	William Bowens	LB	Oakland Raiders	NFL	5th	128
1980	Marcene Emmett	DB	Washington Redskins	NFL	12th	327
1981	Jerry Hill	WR	Washington Redskins	NFL	11th	284
1985	Daryl Smith	DB	Denver Broncos	NFL	9th	250
1986	Lewis Billups	DB	Cincinnati Bengals	NFL	2nd	38
1986	Bruce Jones	DB	Chicago Bears	NFL	7th	194
1986	Billy Witt	DE	Buffalo Bills	NFL	11th	282
1987	Chris Goode	RB	Indianapolis Colts	NFL	10th	253
1988	Shawn Lee	DT	Tampa Bay Buccaneers	NFL	6th	163
1988	Wendell Phillips	DB	San Diego Chargers	NFL	12th	324
1996	Israel Raybon	DE	Pittsburgh Steelers	NFL	5th	163
1996	Marcus Keyes	DT	Chicago Bears	NFL	7th	233
1996	Jarius Hayes	TE	Arizona Cardinals	NFL	7th	212
1999	Bobby Collins	TE	Buffalo Bills	NFL	4th	122
1999	Tyrone Bell	DB	San Diego Chargers	NFL	6th	178
2012	Janoris Jenkins	DB	St. Louis Rams	NFL	2nd	39
2023	Brodrick Martin	DL	Detroit Lions	NFL	3rd	96



Janoris Jenkins
St. Louis Rams

*Martin spent three seasons at UNA before transferring to WKU

UNA'S NATIONAL FOOTBALL LEAGUE DRAFT CHOICES - By Highest Selection

Draft	Player	Pos	Team	League	Round	Pick
1986	Lewis Billups	DB	Cincinnati Bengals	NFL	2nd	38
2012	Janoris Jenkins	DB	St. Louis Rams	NFL	2nd	39
2023	Brodrick Martin	DL	Detroit Lions	NFL	3rd	96
1999	Bobby Collins	TE	Buffalo Bills	NFL	4th	122
1980	William Bowens	LB	Oakland Raiders	NFL	5th	128
1988	Shawn Lee	DT	Tampa Bay Buccaneers	NFL	6th	163
1996	Israel Raybon	DE	Pittsburgh Steelers	NFL	5th	163
1999	Tyrone Bell	DB	San Diego Chargers	NFL	6th	178
1986	Bruce Jones	DB	Chicago Bears	NFL	7th	194
1996	Jarius Hayes	TE	Arizona Cardinals	NFL	7th	212
1980	Curtis Sirmones	RB	San Diego Chargers	NFL	8th	219
1996	Marcus Keyes	DT	Chicago Bears	NFL	7th	233
1985	Daryl Smith	DB	Denver Broncos	NFL	9th	250
1987	Chris Goode	RB	Indianapolis Colts	NFL	10th	253
1986	Billy Witt	DE	Buffalo Bills	NFL	11th	282
1981	Jerry Hill	WR	Washington Redskins	NFL	11th	284
1988	Wendell Phillips	DB	San Diego Chargers	NFL	12th	324
1980	Marcene Emmett	DB	Washington Redskins	NFL	12th	327
1954	Harlon Hill	WR	Chicago Bears	NFL	15th	
1961	Sammy Smith	HB	Denver Broncos	AFL	27th	

UNA'S OTHER PROFESSIONAL FOOTBALL DRAFT CHOICES

Draft	Player	Pos	Team	League	Round	Pick
1984	Rusty Towery	QB	Jacksonville Bulls	USFL	6th	127
1984	Chuck McCurley	TE	Jacksonville Bulls	USFL	5th	126
1984	Rod Brooks	DB	Michigan Panthers	USFL	16th	325
1985	Daryl Smith	DB	Portland Breakers	USFL	2nd	22
1992	Bennie Jennings	TE	Sacramento Surge	WLAF		


Lions in the Pros

UNA'S NFL FREE AGENT SIGNEES

(year listed was their final season at UNA)

Senior

Year	Player	Pos	Team	League
1953	Alton "Monk" Romine	FB	Chicago Bears	NFL
1958	Bill Lumpkin	END	New York Giants	NFL
1962	Henry Prater	END	Denver Broncos	AFL
1967	Ricky Lindsey	WR	Cincinnati Bengals	NFL
1973	Danny Kimble	WR	Chicago Bears	NFL
1977	Robert Steele	WR	Dallas Cowboys	NFL
1978	Brad Hendrix	DT	Dallas Cowboys	NFL
1979	Howard Ross	LB	Oakland Raiders	NFL
1979	Marcene Emmett	CB	New York Jets	NFL
1981	Lawson Fletcher	RB	Seattle Seahawks	NFL
1981	Sam Prater	LB	Denver Broncos	NFL
1981	Emmanuel Young	FS	Denver Broncos	NFL
1981	Steve Harris	DB	Denver Broncos	NFL
1982	Melvin Brown	WR	Minnesota Vikings	NFL
1983	Gary Davis	DB	Dallas Cowboys	NFL
1984	Dean Sanders	DT	New England Patriots	NFL
1984	Bobby Duncan	QB	Denver Broncos	NFL
1986	Chris Evans	SS	New York Jets	NFL
1987	David Smith	DB	New England Patriots	NFL
1987	Marvin Marsh	RB	Tampa Bay Buccaneers	NFL
1987	Stevie Hobbs	WR	Kansas City Chiefs	NFL
1990	Bennie Jennings	TE	Tampa Bay Buccaneers	NFL
1990	Mike Nord	OT	Arizona Cardinals	NFL
1993	Tyrone Rush	TB	Washington Redskins	NFL
1993	Brian Satterfield	FB	Washington Redskins	NFL
1994	Marcus Hunter	DE	Washington Redskins	NFL
1995	Ronald McKinnon	LB	Arizona Cardinals	NFL
1998	Corey Harris	DB	New Orleans Saints	NFL
1998	Marvin Coley	DL	New Orleans Saints	NFL
2000	Larry Paul	DL	Tennessee Titans	NFL
2001	Corey Harris	DL	Kansas City Chiefs	NFL
2002	Chad Sears	DB	Buffalo Bills	NFL
2004	Evan Oglesby	DB	Buffalo Bills	NFL
2005	Blake Farris	DB	Cleveland Browns	NFL
2005	Lee Vickers	DL	Pittsburgh Steelers	NFL
2006	Anthony Merritt	WR	New Orleans Saints	NFL
2008	Bobby Williams	WR	Minnesota Vikings	NFL
2008	Mike McLendon	RB	Jacksonville Jaguars	NFL
2008	Ed Gant	WR	Arizona Cardinals	NFL
2009	Michael Johnson	LB	Kansas City Chiefs	NFL
2009	Mico McSwain	WR	Tennessee Titans	NFL
2009	Preston Parker	WR	Jacksonville Jaguars	NFL
2010	Michael Johnson	LB	Seattle Seahawks	NFL
2011	Marcus Dowtin	LB	New York Jets	NFL
2011	Will Batson	P	Tennessee Titans	NFL
2013	Tavarius Wilson	LB	St. Louis Rams	NFL
2014	Taylor Pontius	PK	Indianapolis Colts	NFL
2015	Darvell Harris	DB	Seattle Seahawks	NFL
2015	Lamonte Thompson	RB	Baltimore Ravens	NFL
2018	Chris Johnson	S	Houston Texans	NFL
1981	BoBo Lowe	LB	Memphis Showboats	USFL
1982	Don Smith	OL	Birmingham Stallions	USFL
1985	Harlow Fikes	P	Birmingham Stallions	USFL
1983	Richard Porter	LB	Saskatchewan Roughriders	CFL
1983	Mike Gilley	WR	Saskatchewan Roughriders	CFL
1984	Germaine Young	WR	Montreal Concordes	CFL
2001	Marvin Coley	DL	Frankfurt Galaxy	NFLE
2002	Marvin Coley	DL	Hamilton Tiger Cats	CFL



Ronald McKinnon
Arizona Cardinals

PROFESSIONAL FOOTBALL HONORS

National Football League Rookie of the Year

1954 Harlon Hill WR Chicago Bears

National Football League Most Valuable Player (Jim Thorpe Trophy)

1955 Harlon Hill WR Chicago Bears

National Football League All-Pro

1954 Harlon Hill WR Chicago Bears
1955 Harlon Hill WR Chicago Bears
1956 Harlon Hill WR Chicago Bears

National Football League Pro Bowl

1955 Harlon Hill WR Chicago Bears
1956 Harlon Hill WR Chicago Bears
1957 Harlon Hill WR Chicago Bears
2016 Janoris Jenkins CB New York Giants

National Football League Championship Game

1956 Harlon Hill WR Chicago Bears

Super Bowl Participants

XIII Robert Steele WR Dallas Cowboys
XXIV Lewis Billups DB Cincinnati Bengals
XXIV Daryl Smith DB Cincinnati Bengals
XXVI Stevie Hobbs* WR Washington Redskins
XXIX Shawn Lee DT San Diego Chargers

* - team captain

(Billups started in secondary for Cincinnati, while Smith and Hobbs started on specialty teams. Steele played as a reserve receiver. Lee started at defensive tackle)

NFL All-Rookie Team

2012 Janoris Jenkins St. Louis Rams

NFC Defensive Player of the Week

2012 Janoris Jenkins St. Louis Rams

NFC Special Teams Player of the Week

2016 Janoris Jenkins New York Giants

Lions in the Pros

PLAYERS WHO SPENT AT LEAST ONE SEASON ON A NATIONAL FOOTBALL LEAGUE ROSTER

Tyrone Bell	San Diego Chargers	1999
Lewis Billups	Cincinnati Bengals	1986-91
	Green Bay Packers	1992
Bobby Collins	Buffalo Bills	1999-00
Marcus Dowtin	New York Jets/Philadelphia Eagles	2012
	Buffalo Bills/New York Giants	2013
Chris Goode	Indianapolis Colts	1987-93
Corey Harris	New Orleans Saints	1999-00
	Kansas City Chiefs	2001-03
Jarius Hayes	Arizona Cardinals	1996, 98-99-00
Harlon Hill	Chicago Bears	1954-61
	Pittsburgh Steelers	1962
	Detroit Lions	1962
Stevie Hobbs	Washington Redskins	1990-94
Janoris Jenkins	St. Louis Rams	2012-15
	New York Giants	2016-2019
	New Orleans Saints	2019-20
	Tennessee Titans	2021
Bruce Jones	Pittsburgh Steelers	1987
Marcus Keyes	Chicago Bears	1996-97
Shawn Lee	Tampa Bay Buccaneers	1988-89
	Miami Dolphins	1990-91
	San Diego Chargers	1992-97
	Chicago Bears	1998
	Detroit Lions	2023
Brodrick Martin	Arizona Cardinals	1996-04
Ronald McKinnon	New Orleans Saints	2005
Evan Oglesby	Baltimore Ravens	2005-06
	Dallas Cowboys	2007
	Baltimore Ravens	2008
	Miami Dolphins	2009
Preston Parker	Tampa Bay Buccaneers	2010-12
	New York Giants	2014
Israel Raybon	Pittsburgh Steelers	1996
	Carolina Panthers	1997
Alton "Monk" Romine	Green Bay Packers	1955, 58
	Denver Broncos	1960
	Boston Patriots	1961
Tyrone Rush	Washington Redskins	1994-95
Brian Satterfield	Green Bay Packers	1995-96
Daryl Smith	Cincinnati Bengals	1987-88
Robert Steele	Dallas Cowboys	1978
	Minnesota Vikings	1979
Lee Vickers	Philadelphia Eagles	2006
	Baltimore Ravens	2007, 2009
	Pittsburgh Steelers	2008
Billy Witt	Buffalo Bills	1987

PLAYERS WHO SPENT AT LEAST ONE SEASON ON A CANADIAN FOOTBALL LEAGUE ROSTER

Monk Romine	Toronto Argonauts	1956
	Waterloo Dutchmen	1957
	Ottawa Rough Riders	1959
Tyrone Rush	Montreal Alouettes	1996
Marvin Coley	Hamilton Tiger Cats	2002
Domini Pittman	BC Lions	2010
Montrell Craft	BC Lions	2010
Michael Johnson	BC Lions	2010
Maurice Carnell	Hamilton Tiger Cats	2019-21
	Toronto Argonauts	2022

UNA PLAYERS IN NFL EUROPE ROSTER

Corey Harris	Rhein Fire	2001
Marvin Coley	Frankfurt Galaxy	2001

UNA PLAYERS IN ARENA FOOTBALL LEAGUE

Lane Ancar	Alabama Vipers	2009-10
Lee Chapple	Jacksonville Sharks	2014-15
Antron Dillon	Arizona Rattler	2012-13
	Portland Thunder	2014
	LA Kiss	2015
Marcus Keyes	Florida Bobcats	2001
	Carolina Cobras	2002
	Georgia Force	2003-07
	Grand Rapids Rampage	2008
	Colorado Crush	2008
Anthony Merritt	Jacksonville Sharks	2014
Domini Pittman	Grand Rapids Rampage	2002-04
Tristan Purifoy	LA Kiss	2014-15
Israel Raybon	Nashville Cats	1997
Kenny Spencer	Toronto Phantoms	2001
Heath Springer		

UNA PLAYERS IN ARENA2 FOOTBALL LEAGUE

Lance Ancar	Tennessee Valley Vipers	2008
Travis Carswell	Macon	2001
Darin Damron	Arkansas Twisters	2001
	Tennessee Valley Vipers	2002
Blake Farris	Peoria Pirates	2008
Robert Gordon	Tennessee Valley Vipers	2001-02
Tim Hunt	Peoria Pirates	2008
Anthony Merritt	Tennessee Valley Vipers	2009
Michael Moncrief	Boosier City	2001
Heath Springer	Tennessee Valley Vipers	2000-02
Marlon Vinson	Tennessee Valley Vipers	2001

UNA PLAYERS IN NATIONAL INDOOR FOOTBALL LEAGUE (NIFL)

Chris Gunn	Huntsville Raptors	2005-06
Will Hall	Tupelo Fire Ants	2004
David Mooneyham	Tupelo Fire Ants	2004

UNA PLAYERS IN SOUTHERN INDOOR FOOTBALL LEAGUE

Will Batson	Alabama Hammers	2010
Harrison Beck	Alabama Hammers	2010
Charles McClain	Alabama Hammers	2010-11
Mico McSwain	Alabama Hammers	2010-11
Kem Oti	Alabama Hammers	2010-11
Kenny Spencer	Alabama Hammers	2010

UNA PLAYERS IN PROFESSIONAL INDOOR FOOTBALL LEAGUE (PIFL)

Lance Ancar	Alabama Hammers	2014
Darren Dampier	Alabama Hammers	2012-13
Svante Davenport	Alabama Hammers	2014
Jarmon Fortson	Columbus Lions	2014
Charles McClain	Alabama Hammers	2012-14
Mico McSwain	Alabama Hammers	2012-14
Anthony Merritt	Columbus Lions	2012-13
Jason Messing	Knoxville Nighthawks	2012-13
Kem Oti	Alabama Hammers	2012-13
Nicholas Walker	Alabama Hammers	2012-13

UNA PLAYERS IN CHAMPIONS PROFESSIONAL INDOOR FOOTBALL LEAGUE (CPIFL)

Lee Chapple	Omaha Beef	2014
Brandon McCaulley	Bloomington Edge	2014
Jusmon Rivers	Omaha Beef	2013
Wes Holland	Omaha Beef	2013

UNA PLAYERS IN IFL

Mike Boykin	Iowa Brantstormers	2022
-------------	--------------------------	------

UNA PLAYERS IN XFL

Israel Raybon	New York/New Jersey Hitmen	2001
Tyrone Bell	Memphis Maniax	2001

The Last Time

NORTH ALABAMA

Kickoff Return for a Touchdown:

November 2, 2019 -
Andre Little 94 yards vs. Campbell

Punt Return for a Touchdown:

October 15, 2016 -
Philbert Martial 55 yards vs. Shorter

Interception Return for a Touchdown:

September 16, 2023
AJ Seay at Tennessee Tech (44 yards)

Fumble Return for a Touchdown:

October 23, 2021
Will Evans 2 yards vs. Charleston Southern.

UNA Blocked a Punt:

October 23, 2021
by Chase Brown vs. Charleston Southern.

UNA Blocked a Field Goal:

September 16, 2023
by Edwin White Schultz at Tennessee Tech

UNA Blocked an Extra Point:

October 2, 2021
vs. Campbell

UNA was Held Scoreless:

August 31, 2024
Memphis 40, UNA 0
Previous: Memphis in 2022 (59-0)

UNA was Held Scoreless at Braly:

September 11, 2021
20-0 by Chattanooga. The Lions had scored in their last 54 consecutive home games dating back to a 5-0 loss to Valdosta State on October 14, 2010.

UNA's Last Game Without a Turnover:

October 28, 2023 at Austin Peay

UNA Recorded a Safety:

November 2, 2019 - vs. Campbell

UNA Recorded Defensive PAT:

October 5, 2019
A.J. Bracey returned a bad snap on an extra-point attempt by Hampton for a defensive PAT

300 Yards Rushing:

October 21, 2023 vs. Utah Tech

400 Yards Rushing:

Nov. 13, 1999 at West Alabama - 402

500 Yards Rushing:

Sept. 27, 1997 at Arkansas Tech - 520

400 Yards Passing:

Last: Sept. 30, 2023 vs. Eastern Kentucky - 425
Prior: Nov. 16, 2019 vs. Gardner-Webb - 446

500 Yards Passing:

November 22, 2014 vs. Valdosta State - 511

600 Yards Total Offense:

November 8, 2014 vs. Shorter - 620

700 Yards Total Offense:

Sept. 25, 2008 vs. Harding - 705

OPPONENTS

Kickoff Return for a Touchdown:

October 29, 2022 -
Christian Richmond of Central Arkansas, 82 yards

Punt Return for a Touchdown:

November 19, 2022 -
Eddie Lewis of Memphis, 60 yards

Interception Return for a Touchdown:

September 9, 2023 at Tarleton State
Robert Rios intercepts Noah Walters for a 50 yard touchdown return, 4th quarter, 10:36

Fumble Return for a Touchdown:

October 2, 2021
Darion Slade of Campbell 25 yards & D.J. Jackson of Campbell, returned 50 yards

Blocked a UNA Punt:

November 5, 2022, by Austin Peay (home)

Returned a Blocked UNA Punt for TD:

September 17, 2022, by Ty Boeck of Chattanooga (away)

Blocked a UNA Field Goal:

November 18, 2023 at #4 Florida State
Liam McCormick blocked 34-yd FG

Blocked a UNA Extra Point:

November 18, 2023 at #4 Florida State
Jared Verse on Sam Contorno

Returned a Blocked UNA Kick for TD::

November 18, 2023 at #4 Florida State
Quindarius Jones 50 yard return

Recorded Defensive PAT against UNA:

October 5, 2019, Hampton returned a two-point conversion attempt by UNA for a defensive PAT.

UNA Held an Opponent Scoreless:

October 14, 2017 - 48-0 at Shorter

UNA Held an Opponent Scoreless at Braly:

December 23, 2016 - 38-0 vs. North Greenville

Opponent's Last Game Without a Turnover:

August 31, 2024 at Memphis

UNA Was Victim of a Safety:

October 29, 2022 by Central Arkansas

UNA Defense Allowed 300 Yards

Rushing:
September 23, 2023 - 308 by UT Martin

UNA Defense Allowed 400 Yards

Passing:
401 by Azusa Pacific on Sept. 22, 2018. It was only the fourth time in school history that any team has passed for more than 400 yards against UNA.

UNA Defense Allowed 700 Total Yards:

October 22, 2022 vs. Central Arkansas - 733

UNA INDIVIDUALS

PASSING

300 Passing Yards in a Game

September 7, 2024
Ari Patu vs. Illinois State (328 yds)

RUSHING

100 Yards Rushing in a Game

August 24, 2024
Jayvian "Juice" Allen vs. SEMO
13 carries for 100 yards and 1 TD

200 Yards Rushing in a Game

November 5, 2022
ShunDerrick Powell vs. Austin Peay
207 yards on 23 carries

Two players with 100 Yards Rushing in same game:

November 25, 2006 vs. Newberry
A.J. Milwee 112 yards, 19 att.
Anthony Merritt 103 yards, 6 att.

RECEIVING

100 Yards Receiving in a Game

September 7, 2024 vs. Illinois State
Takairee Kenebrew - 7 catches for 129 yards

Two Players with 100 yards Receiving in same game:

September 11, 2021 at Jacksonville State
Cortez Hall, 5 catches for 108 yards
Corson Swan, 5 catches for 103 yards

Player catches 100% of targets (minimum 5)

August 26, 2023 vs. Mercer: Kobe Warden, 6

RETURNS

Two Kick Return TDs in a Game

MOST RECENT ... September 17, 2005
Anthony Merritt vs. Delta State
88-yard Punt Return
82-yard Kickoff Return

PREVIOUS ... October 24, 1998 -

Corey Harris at Henderson State.
88-yard Kickoff Return
54-yard Punt Return

Two Defensive Return TDs in a Game

September 6, 2003 -
Terrance Walden vs. Stillman
27-yard Interception Return
64-yard Fumble Return

OPPONENTS

RUSHING

200 Rushing Yards in a Game

September 23, 2023 vs. UT Martin
Sam Franklin - 32 carries for 221 yards & 2 TDs

PASSING

400 Passing Yards in a Game

September 22, 2018 - Azusa Pacific (H)
Tyrone Williams, Jr. - 401 (22-34-2)

RECEIVING

100 Receiving Yards in a Game

November 4, 2023 vs. Central Arkansas
Jarrod Barnes - 9 catches, 113 yards, 1 TD

200 Receiving Yards in a Game

September 9, 2023 at Tarleton State
Keylan Johnson - 6 catches for 219 yards

PREVIOUS

November 4, 2000 - West Georgia (H)
Andre Heard 8 for 201

2023 North Alabama Notes

UNA IN SEASON-OPENERS (76 Seasons - 42-30-4)

1949	at Jacksonville State	7-12
1950	College of the Ozarks	2-0
1951	Union University	44-0
1952	at Union University	51-7
1953	at Tennessee Tech	7-14
1954	Tennessee Tech	20-7
1955	at Tennessee Tech	7-26
1956	Tennessee Tech	6-20
1957	Middle Tennessee St.	0-26
1958	Murray State	6-20
1959	at Tennessee Tech	14-14
1960	at Delta State	0-12
1961	Delta State	9-6
1962	at Jacksonville State	7-7
1963	Jacksonville State	0-0
1964	at Middle Tennessee St.	3-21
1965	Middle Tennessee St.	14-44
1966	at Jacksonville State	0-20
1967	Jacksonville State	14-23
1968	College of the Ozarks	12-14
1969	Northwestern St. (La)	27-3
1970	at Northwestern St. (La)	21-42
1971	Middle Tennessee St.	24-14
1972	at Middle Tennessee St.	10-31
1973	at S.E. Louisiana	0-26
1974	S.E. Louisiana	17-21
1975	at S.E. Louisiana	15-28
1976	S.E. Louisiana	28-28
1977	at East Tennessee St.	37-21
1978	at Carson-Newman	34-17
1979	Langston University	28-7
1980	Middle Tennessee St.	36-0
1981	Lane College	41-0
1982	S.W. Missouri	17-3
1983	Miles College	38-0
1984	Miles College	28-0
1985	Miles College	40-0
1986	Miles College	48-20
1987	Miles College	46-7
1988	Alabama A&M	16-17
1989	Alabama A&M (N)	19-7
1990	Alabama A&M	25-0
1991	at Central Missouri	28-7
1992	Central Missouri	17-16
1993	Fort Valley State	36-14
1994	at Fort Valley State	35-0
1995	Albany State	41-13
1996	at Albany State	10-17
1997	at Alabama A&M	49-20
1998	Carson-Newman (N)	27-24
1999	Pittsburg State	21-28
2000	at Pittsburg State (OT)	21-28
2001	Lambuth	37-27
2002	at Samford	21-24 (2 OT)
2003	Stillman	68-7
2004	at Tusculum	28-7
2005	Tusculum	33-7

2006	at Tusculum	22-10
2007	Tusculum	43-24
2008	Southern Arkansas	57-14
2009	at Southern Arkansas	41-9
2010	Henderson State	27-10
2011	Central Oklahoma	31-10
2012	at Miles	31-30
2013	Miles	42-7
2014	at Mississippi College	58-0
2015	at Miles	34-17
2016	at Jacksonville State	12-31
2017	Texas A&M-Commerce	7-8
2018	at Southern Utah	34-30
2019	Western Illinois	26-17
2020	at Liberty	7-28
2021	Southeastern Louisiana	28-49
2022	at Indiana State	14-17 (OT)
2023	vs. Mercer (FCS Kickoff)	7-17
2024	vs. SEMO (FCS Kickoff)	15-37

UNA IN OVERTIME GAMES (16 Total - 6-10)

1994	Valdosta State - NCAA Playoffs (2 Overtimes)	27-24
1996	at Valdosta State (3 Overtimes)	31-34
1997	at SW Louisiana (4 Overtimes)	48-42
1999	Henderson State (1 Overtime)	21-14
2000	at Pittsburg State (1 Overtime)	21-28
2002	at Samford (2 Overtimes)	21-24
2005	at Central Arkansas (2 Overtimes)	26-29
2005	at Central Arkansas (1 Overtime)	41-38
2006	Valdosta State (1 Overtime)	31-24
2009	West Alabama (4 Overtimes)	28-31
2009	Ouachita Baptist (1 Overtime)	23-24
2011	Delta State (1 Overtime)	24-30
2013	at Jacksonville State (2 Overtimes)	21-24
2013	West Alabama (1 Overtime)	30-27
2022	at Indiana State (1 Overtime)	14-17
2022	at Kennesaw State (2 Overtimes)	34-40

UNA vs. Nationally Ranked Opponents

North Alabama has played 120 games against nationally ranked opponents since 1992, including four in 2023.

The Lions are 61-58-1 against ranked opponents.

UNA won 18 straight games against nationally ranked teams at home from 1992-99, dating back to a 14-12 loss to third ranked Jacksonville State in the 1992 playoffs, prior to a 28-21 loss to Pittsburg State in 1999.

UNA has played 62 of those 120 games against teams ranked in the Top 10. The Lions are 31-31 in those games.

Date	Opponent	Rank	Score	
1992				
Oct. 17	Jacksonville State	15th	6-10	L
Nov. 14	at Valdosta State	20th	24-24	T
Nov. 21	at Hampton	6th	33-21	W
Nov. 28	Jacksonville State	3rd	12-14	L
1993				
Sept. 4	Fort Valley State	16th	36-14	W
Oct. 2	at Portland State	3rd	44-32	W
Nov. 6	at Valdosta State	18th	31-21	W
Nov. 20	Carson-Newman	14th	38-28	W
Nov. 27	Hampton	3rd	45-20	W
Dec. 4	Texas A&M-Kingsville	19th	27-25	W
Dec. 11	Indiana, Pa.	4th	41-34	W
1994				
Oct. 8	at Youngstown State (IAA)	3rd	14-17	L
Nov. 5	Valdosta State	2nd	38-21	W
Nov. 12	West Georgia	10th	37-25	W
Nov. 19	Carson-Newman	16th	17-13	W
Nov. 26	Valdosta State (2 OT)	6th	27-24	W
Dec. 3	North Dakota	12th	35-7	W
Dec. 10	Texas A&M-Kingsville	2nd	16-10	W
1995				
Sept. 2	Albany State	7th	41-13	W
Nov. 18	Albany State	12th	38-28	W
Nov. 25	Carson-Newman	6th	28-7	W
Dec. 2	Ferris State	3rd	45-7	W
Dec. 9	Pittsburg State	4th	27-7	W
1996				
Aug. 31	at Albany State	13th	10-17	L
Sept. 21	at Texas A&M-Kingsville	9th	24-7	W
Oct. 5	at Valdosta State (3 OT)	4th	31-34	L
Nov. 9	at West Georgia	11th	31-32	L
1997				
Sept. 20	Texas A&M-Kingsville	2nd	17-12	W
Nov. 8	West Georgia	9th	21-18	W
Nov. 22	at Carson-Newman	1st	7-21	L
1998				
Sept. 5	Carson-Newman (N)	3rd	27-24	W
Sept. 12	at Southern Arkansas	10th	14-21	L
1999				
Sept. 4	Pittsburg State	10th	21-28	L
Sept. 11	Southern Arkansas	12th	14-24	L
Oct. 16	at Delta State	16th	7-33	L
2000				
Sept. 2	at Pittsburg State (OT)	6th	21-28	L
Oct. 28	Valdosta State	11th	21-45	L
Nov. 4	West Georgia	4th	28-35	L
2001				
Sept. 1	Lambuth (NAIA)	4th	37-27	W
Sept. 22	Delta State	1st	3-21	L

Sept. 29	Central Arkansas	23rd	21-42	L
Oct. 27	at Valdosta State	1st	7-54	L
Nov. 3	at West Georgia	21st	0-49	L
2002				
Nov. 2	Valdosta State	2nd	28-45	L
2003				
Oct. 4	at Southern Arkansas	15th	21-14	W
Nov. 1	at Valdosta State	1st	17-10	W
Nov. 22	Southern Arkansas	12th	48-24	W
Nov. 29	Carson-Newman	8th	41-9	W
Dec. 6	at North Dakota	7th	22-29	L
2004				
Sept. 4	at Tusculum	12th	28-7	W
Sept. 18	at Delta State	16th	21-28	L
Oct. 2	Central Arkansas	20th	31-3	W
Oct. 23	Valdosta State	5th	20-24	L
2005				
Sept. 17	Delta State	9th	56-21	W
Sept. 24	Harding	24th	35-6	W
Oct. 20	at Valdosta State	3rd	23-26	L
Nov. 12	at Valdosta State	9th	40-13	W
Nov. 19	at North Carolina Central	19th	24-21	W
Nov. 26	at Central Arkansas(OT)	15th	41-38	W
Dec. 3	NW Missouri State	21st	24-25	L
2006				
Oct. 21	at Delta State	15th	17-10	W
Oct. 28	Valdosta State (OT)	12th	31-24	W
Nov. 25	Newberry	12th	38-20	W
Dec. 2	Delta State	11th	10-27	L
2007				
Oct. 18	Delta State	5th	28-17	W
Oct. 27	at Valdosta State	11th	24-27	L
Nov. 24	Delta State	9th	20-17	W
Dec. 1	at Valdosta State	8th	23-37	L
2008				
Sept. 4	at Carson-Newman	4th	20-13	W
Oct. 18	at Delta State	7th	28-34	L
Oct. 25	Valdosta State	9th	41-23	W
Nov. 1	Arkansas-Monticello	23rd	45-14	W
Nov. 22	Valdosta State	13th	37-10	W
Nov. 29	at Delta State	4th	55-34	W
Dec. 6	at NW Missouri State	3rd	7-41	L
2009				
Sept. 5	Carson-Newman	22nd	31-14	W
Nov. 21	Arkansas Tech	21st	41-28	W
Nov. 28	Carson-Newman	10th	21-24	L
2010				
Oct. 14	Valdosta State	19th	0-5	L
Oct. 28	at Delta State	19th	31-7	W
Nov. 20	at Valdosta State	17th	43-20	W
2011				
Sept. 17	vs. Abilene Christian	3rd	23-17	W
Oct. 13	Delta State (OT)	2nd	24-30	L
Oct. 27	at West Alabama	23rd	26-31	L
Nov. 19	at West Alabama	22nd	43-27	W
Nov. 26	at Delta State	8th	14-42	L
2013				
Oct. 26	at Valdosta State	11th	57-7	W
Nov. 2	West Alabama (OT)	20th	30-27	W
Nov. 30	at UNC Pembroke	8th	37-13	W
Dec. 7	at Lenoir-Rhyne	13th	39-42	L

UNA vs. Nationally Ranked Opponents

2014

Sept. 22	Valdosta State	21st	31-29	W
Nov. 1	at Delta State	19th	28-33	L
Nov. 22	Valdosta State	21st	31-33	L

2015

Oct. 3	Valdosta State	9th	34-12	W
Oct. 24	at West Georgia	2nd	10-31	L
Nov. 28	Tuskegee	23rd	31-35	L

2016

Sept. 1	at Jacksonville State (FCS)	3rd	12-31	L
Sept. 17	Valdosta State	22nd	44-19	W
Oct. 1	West Georgia	3rd	24-23	W
Nov. 26	UNC Pembroke	12th	41-17	W
Dec. 10	at Shepherd	3rd	23-13	W
Dec. 17	Northwest Missouri State	1st	3-29	L

2017

Aug. 31	Texas A&M-Commerce	5th	7-8	L
Oct. 21	at Central Washington	9th	10-17	L

2018

Sept. 15	at North Dakota State (FCS)	1st	7-38	L
Sept. 22	Azusa Pacific	24th	37-35	W
Oct. 6	West Florida	11th	19-24	L

2019

Sept. 7	at Montana	23rd	17-61	L
Sept. 21	at Jacksonville State	14th	12-30	L
Oct. 26	at Kennesaw State	4th	17-41	L
Nov. 9	at Monmouth	20th	38-49	L

2020

Nov. 21	at BYU (FBS)	8th	14-66	L
---------	--------------	-----	-------	---

2021

Sept. 4	Southeastern Louisiana	17th	28-49	L
Sept. 11	Chattanooga	24th	0-20	L
Sept. 18	at Jacksonville State	11th	24-27	L
Nov. 13	Kennesaw State	5th	24-28	L

2022

Sept. 17	Chattanooga	10th	14-41	L
----------	-------------	------	-------	---

2023

Aug. 20	Mercer	20th	7-17	L
Oct. 28	at Austin Peay	20th	39-49	L
Nov. 4	Central Arkansas	25th	14-27	L
Nov. 18	at Florida State (FBS)	4th	13-58	L


2024

Sept. 7	Illinois State	21st	17-24	L
---------	----------------	------	-------	---

* In 1994, Youngstown State was the defending FCS National Champion and went on to win another championship that season.

* In 2016, Jacksonville State won the Ohio Valley Conference Championship and advanced to the FCS Playoffs.

* underlined games are playoff contests



Though unranked at the time of play, UNA defeated Chattanooga 41-27 on Sept. 2, 2023 for the first win of the Brent Dearmon Era. Chattanooga went on to finish as the 14th ranked team in the STATS FCS Poll and made it to the second round of the playoffs.

UNA VS. RANKED FCS OPPONENTS

Date	Opponent	Rank	Score	
1994				
Oct. 8	at Youngstown State	3rd	14-17	L
2016				
Sept. 1	at Jacksonville State	3rd	12-31	L
2018				
Sept. 15	at North Dakota State	1st	7-38	L
2019				
Sept. 7	at Montana	23rd	17-61	L
Sept. 21	at Jacksonville State	14th	12-30	L
Oct. 26	at Kennesaw State	4th	17-41	L
Nov. 9	at Monmouth	20th	38-49	L
2021				
Sept. 4	Southeastern Louisiana	17th	28-49	L
Sept. 11	Chattanooga	24th	0-20	L
Sept. 18	at Jacksonville State	11th	24-27	L
Nov. 13	Kennesaw State	5th	24-28	L
2022				
Sept. 17	Chattanooga	10th	14-41	L
2023				
Aug. 20	Mercer	20th	7-17	L
Oct. 28	at Austin Peay	20th	39-49	L
Nov. 4	Central Arkansas	25th	14-27	L

UNA VS. RANKED FBS OPPONENTS

Date	Opponent	Rank	Score	
2020				
Nov. 21	at BYU	8th	14-66	L
Nov. 18	at Florida State	4th	13-58	L



The Lions faced their first nationally ranked FBS program in 2020 when they traveled to Provo, Utah to meet eighth ranked BYU, quarterbacked by Heisman Trophy candidate Zach Wilson.

Attendance Records

All-Time 10,000-Plus Crowds at Braly Stadium

1980.....	10,000 - Middle Tennessee State
1980.....	12,000 - Alabama A&M
1980.....	11,000 - Tennessee-Martin
1981.....	12,000 - Jacksonville State
1982.....	10,000 - Alabama A&M
1990.....	14,683 - Alabama A&M
1992.....	12,898 - Alabama A&M
1993.....	15,631 - Indiana, Pa.
1994.....	14,217 - Alabama A&M
1994.....	10,614 - Central Arkansas
1994.....	13,526 - Texas A&M-Kingsville
1995.....	10,394 - Albany State
1995.....	10,014 - West Georgia
1995.....	15,341 - Pittsburg State
1996.....	13,697 - Alabama A&M
1997.....	10,061 - Texas A&M-Kingsville
1997.....	10,087 - West Georgia
2003.....	10,315 - West Alabama
2005.....	10,013 - West Alabama
2006.....	11,051 - Harding
2006.....	10,174 - Arkansas-Monticello
2006.....	12,347 - Valdosta State
2007.....	10,206 - West Alabama
2008.....	11,024 - Southern Arkansas
2008.....	11,102 - Valdosta State
2008.....	10,082 - Arkansas-Monticello
2009.....	11,543 - Carson-Newman
2009.....	12,054 - Arkansas Tech
2009.....	10,652 - West Alabama
2010.....	10,521 - Henderson State
2010.....	12,644 - Southern Arkansas
2011.....	11,072 - Central Oklahoma
2011.....	11,101 - Delta State
2012.....	10,872 - Harding
2012.....	10,913 - Kentucky Christian
2013.....	12,094 - Miles
2013.....	10,127 - Delta State
2013.....	10,421 - West Georgia
2013.....	12,526 - West Alabama
2014.....	11,103 - Langston
2014.....	10,482 - Valdosta State
2015.....	12,213 - Mississippi College
2015.....	10,023 - West Alabama
2016.....	10,489 - West Florida
2017.....	10,327 - West Alabama
2019.....	10,567 - Western Illinois
2019.....	12,767 - Alabama A&M
2021.....	10,281 - Chattanooga
2022.....	10,039 - Tarleton State
2023.....	11,430 - Eastern Kentucky

* In 2013, for the first time in school history, UNA had home attendance of more than 10,000 at three consecutive home games.

LARGEST FACILITIES THE LIONS HAVE PLAYED IN

80,000.....	Cowboys Stadium, Arlington, Texas (2011)
.....	defeated Abilene Christian 23-17
79,560.....	Doak Campbell Stadium, Tallahassee, Fla. (2023)
.....	lost to No. 4 Florida State 58-13
75,808.....	Legion Field, Birmingham, Ala. (1989)
.....	defeated Alabama A&M 19-7
71,594.....	Legion Field, Birmingham, Ala. (2012 & 2015)
.....	defeated Miles 31-30 (2012)
.....	defeated Miles 34-17 (2015)
68,821.....	Legion Field, Birmingham, Ala. (1971)
.....	lost to Jacksonville State 60-7
60,492.....	Memorial Stadium, Jackson, Miss. (2018)
.....	defeated Jackson State 24-7
63,470.....	LaVell Edwards Stadium, Provo, Utah (2020)
.....	lost to BYU 66-14
58,325.....	Simmons Bank Liberty Stadium, Memphis, Tenn. (2022)
.....	lost to Memphis 59-0
52,000.....	Citrus Bowl, Orlando, Fla. (1983 & 1988)
.....	defeated Central Florida 47-20 (1983)
.....	lost to Central Florida 35-33 (1988)

UNA's All-Time High Attended Games

79,560	at #4 Florida State	2023.....	Doak Campbell Stadium
25,849	at Memphis	2024	
24,837	vs. Abilene Christian	2011.....	Cowboys Stadium
24,154	at Memphis	2022	
24,033	at Montana	2019	
22,268	at Miles	2012.....	Legion Field
22,136	at Portland State	1993	
22,116	at Jacksonville State	2016	
21,976	at Jacksonville State	2019	
21,834	at Miles	2015.....	Legion Field
21,682	at Central Florida	1988.....	Citrus Bowl Stadium
20,992	at Jacksonville State	2021	
20,834	at Jacksonville State	2013	
20,127	at Tarleton State	2023	
19,750	at Jackson State	2018.....	Veteran's Stadium
19,497	at Alabama A&M	1997	
17,411	at Youngstown State	1994	
15,631	Indiana, Pa.	1993.....	NCAA Champ Game
15,341	Pittsburg State	1995.....	NCAA Champ Game
15,244	at Eastern Kentucky	2022	
14,683	Alabama A&M	1990	
14,217	Alabama A&M	1994	
14,000	at Texas A&M-Kingsville	1996	
14,000	at Jacksonville State	1988	
14,000	at Jacksonville State	1990	
13,697	Alabama A&M	1996	
13,683	at SW Louisiana	1997	
13,662	at Jacksonville State	2003	
13,526	Texas A&M-Kingsville	1994.....	NCAA Champ Game
13,300	at Jacksonville State	1980	
12,898	Alabama A&M	1992	
12,767	Alabama A&M	2019	
12,644	Southern Arkansas	2010	
12,526	West Alabama	2013	
12,500	Alabama A&M (B'ham)	1987	
12,347	Valdosta State	2006	
12,213	Mississippi College	2015	
12,094	Miles	2013	
12,054	Arkansas Tech	2009	

ALL-TIME UNA HIGHEST ATTENDANCE GAMES - ON THE ROAD

79,560	at #4 Florida State	2023.....	Doak Campbell Stadium
25,849	at Memphis	2024	
24,837	vs. Abilene Christian	2011.....	Cowboys Stadium
24,154	at Memphis	2022	
24,033	at Montana	2019	
22,268	at Miles	2012.....	Legion Field
22,136	at Portland State	1993	
22,116	at Jacksonville State	2016	
21,976	at Jacksonville State	2019	
21,834	at Miles	2015.....	Legion Field
21,682	at Central Florida	1988.....	Citrus Bowl Stadium
20,992	at Jacksonville State	2021	
20,834	at Jacksonville State	2013	
20,127	at Tarleton State	2023	
19,750	at Jackson State	2018	
19,497	at Alabama A&M	1997	
18,557	at North Dakota State	2018	
17,411	at Youngstown State	1994	
15,244	at Eastern Kentucky	2022	

ALL-TIME UNA HIGHEST ATTENDANCE GAMES - at Braly

1993.....	15,631 - Indiana, Pa.
1995.....	15,341 - Pittsburg State
1990.....	14,683 - Alabama A&M
1994.....	14,217 - Alabama A&M
1996.....	13,697 - Alabama A&M
1994.....	13,526 - Texas A&M-Kingsville
1992.....	12,898 - Alabama A&M
2019.....	12,767 - Alabama A&M
2010.....	12,644 - Southern Arkansas
2013.....	12,526 - West Alabama
2006.....	12,347 - Valdosta State
2015.....	12,213 - Mississippi College

UNA vs. Nationally Ranked Division I Teams (FBS Football)

April 19, 1990	Baseball	#10 Mississippi State	Away	Won	10-3
January 5, 2011	Men's Basketball	#9 Missouri	Away	Lost	98-58
December 28, 2018	Men's Basketball	#7 Gonzaga	Away	Lost	86-51
April 2, 2019	Baseball	#18 Ole Miss	Away	Won	10-6
December 28, 2019	Men's Basketball	#17 Florida State	Away	Lost	88-71
Feb. 29, 2020	Women's Basketball	#23 FGCU	Away	Won	61-55
Nov. 21, 2020	Football	#8 BYU	Away	Lost	66-14
Dec. 21, 2020	Women's Basketball	#23 Gonzaga	Neutral	Lost	87-57
Nov. 18, 2023	Football	#4 Florida State	Away	Lost	58-13

North Alabama's FCS Firsts

ALL VS. SOUTHERN UTAH, SEPTEMBER 1, 2018

FIRST OFFENSIVE PLAY: Christian Lopez five-yard pass to Jakobi Byrd.

FIRST RUSHING PLAY: Christian Lopez 30-yard run.

FIRST SCORE: Chandler Carrera, 35-yard field goal at 9:53 of the first quarter.

FIRST SCORING DRIVE: Seven plays, 62 yards, 2:22 time of possession. 9:53 of the first quarter.

FIRST TOUCHDOWN: Christian Lopez, two-yard run at 8:28 of the second quarter.

FIRST RUSHING TOUCHDOWN: Christian Lopez, two-yard run at 8:28 of the second quarter.

FIRST TOUCHDOWN DRIVE: Seven plays, 85 yards, 2:40 time of possession. 8:28 of the second quarter.

FIRST TOUCHDOWN PASS: Christian Lopez 39 yards to Jakobi Byrd, 12:39 of the third quarter.

FIRST 100-YARD RUSHER: Christian Lopez, 105 yards on 15 carries, one TD.

FIRST 100-YARD RECEIVER: Dexter Boykin, eight catches for 135 yards, two touchdowns.

FIRST DEFENSIVE PLAY: James Felila 15-yard run for SUU.

FIRST TACKLE: Christon Taylor and DAndre Hart.

FIRST QUARTERBACK SACK: Christon Taylor, on Chris Helbig for seven-yard loss on first possession of the season .

FIRST FIELD GOAL ATTEMPT: Chandler Carrera, 35-yard field goal at 9:53 of the first quarter - GOOD.

FIRST PUNT: Joe Gurley, 44 yards at 9:02 of third quarter.

FIRST KICKOFF RETURN: A.J. Bracey, 10 yards at 11:08 of the second quarter.

FIRST BLOCKED KICK: Marcus Robinson blocked Manny Berz PAT. 00:58 of the second quarter.

* UNA scored on its first possession of the FCS era with a 62-yard, seven play drive for a field goal.

FIRST PUNT RETURN ALLOWED FOR TD: Jerry Louie-McGee of Montana on September 7, 2019 (74 yards)

FIRST KICKOFF RETURN FOR TD: Andre Little, 94 yards vs. Campbell on Nov. 2, 2019

LONGEST PLAYS OF UNA'S FCS ERA

Rush: 99 by Parker Driggers vs. Robert Morris (H), Oct. 16, 2021

Pass: 78 by Noah Walters to Demarcus Lacey vs. Tarleton State (H), Sept. 24, 2022

Punt: 61 by Joe Gurley vs. Alabama A&M (H), Sept. 14, 2019

& 61 by Joe Gurley vs. Presbyterian (H), Sept. 28, 2019

Kickoff Return: 94 by Andre Little vs. Campbell (H), Nov. 2, 2019

Punt Return: 28 by Kobe Warden vs. Florida State (A), Nov. 18, 2023

Interception Return: 62 by Jalen Dread at Charleston Southern (H), Oct. 19, 2019



THE TRADITION

North Alabama Has Claimed Seven National Championships:

The University North Alabama athletic program has won seven NCAA Division II National Championships with three in football (1993, 1994, 1995), two in men's basketball (1979, 1991), one in women's volleyball (2003) and one in softball (2016).

UNA is One of Just Five Schools With at Least Two Basketball and Two Football Titles:

North Alabama is one of just five schools in NCAA history on all levels to have won at least two National Championships in football and men's basketball. The others are Florida, Michigan State, Northwest Missouri State and Wisconsin-Whitewater.

Two National Player of the Year Award Named for Former UNA Student-Athlete:

The Division II National Football Player of the Year Award is named for former North Alabama student-athlete Harlon Hill. The Harlon Hill Trophy has been presented annually since 1986.

FOOTBALL

North Alabama Is Second Winningest Collegiate Football Program in Alabama Since 1990:

The University of North Alabama ranks second only behind the University of Alabama for football success by a school from the State of Alabama since 1990. Over the last 33 seasons, North Alabama has a combined 256-134-1 record, second behind Alabama's 308 wins over the same period. Tuskegee is third at 252 and Auburn is fourth with 251.

North Alabama was First NCAA Scholarship Football Team to Win Three Straight National Titles:

With three straight NCAA Division II Football National Championships from 1993-95, North Alabama became the first school in the history of NCAA scholarship football to win three consecutive football national titles. The only other schools to match that feat since have been FCS members Appalachian State (2005-07) and North Dakota State (2011-15 & 2017-19) and Division III school Wisconsin-Whitewater (2009-11).

UNA was First Collegiate Football Team to Win 40 Games in Three Years:

North Alabama was the first college football program in NCAA history to win as many as 40 games in just three seasons when the Lions went 41-1 from 1993-95. The only loss during that three-year span was 17-10 on the road at Youngstown State in 1994. Youngstown State went on to win the FCS football national championship that season.

North Alabama was First Integrated Collegiate Football Team in Alabama

On September 21, 1968, the University of North Alabama, then known as Florence State University, became the first predominantly white college in the state of Alabama to play an African American player in a collegiate football game. Freshmen Leonard "Rabbit" Thomas of Huntsville, Ala., and Bobby Joe Pride of Decatur, Ala., played in the Lions' season-opening game against Central Arkansas on September 21, 1968, breaking the color barrier in the state. The duo not only played in every game that season but both went on to distinguished careers as four-year lettermen for the Lions and both are members of the UNA Athletic Hall of Fame. As far as other predominantly white institutions in the state of Alabama, West Alabama, Jacksonville State and Samford played their first African American football players in 1969. Auburn followed in 1970, Alabama and Troy in 1971. Alabama had five African American students walk-on on its football team in the spring of 1967 but none of them played in a game.

Lions Prominent in National Football League:

The North Alabama football program has had 17 players drafted by National Football League teams, another 59 have signed NFL free-agent contracts and five former UNA Lions have gone on to play in the Super Bowl. Former UNA tight end Harlon Hill earned NFL Rookie of the Year and NFL Most Valuable Player honors with the Chicago Bears.



THE TRADITION

Five Former Lions Have Played in the Super Bowl:

Five former North Alabama Lions went on to play in the Super Bowl during their careers in the National Football League. The first was receiver Robert Steele who played with the Dallas Cowboys in Super Bowl XIII. A pair of former Lions were in the same secondary in Super Bowl XXIV as Lewis Billups and Daryl Smith were teammates on the Cincinnati Bengals. Wide receiver Stevie Hobbs was a team captain and special teams starter on the Washington Redskins in Super Bowl XXVI and defensive tackle Shawn Lee was a starting defensive lineman for the San Diego Chargers in Super Bowl XXIX. Hobbs is the only former Lion on the winning team in the Super Bowl as Washington defeated the Buffalo Bills 37-24.

Lions Reached NCAA Football Playoffs in 12 of Last 15 DII Seasons:

The University of North Alabama football program advanced to the NCAA Division II Playoffs in 12 of the Lions' last 15 seasons in Division II (2003, 2005, 2006, 2007, 2008, 2009, 2010, 2011, 2013, 2014, 2015, 2016)

UNA's 21 All-time Football Playoff Appearances Rank Second in Division II History:

The University of North Alabama football program advanced to the NCAA Division II Playoffs 21 times between 1980 and 2016. It is the second most appearances in the history of the Division II playoffs by current or former members. The Lions 35 all-time playoff wins also rank second in DII history.

North Alabama's Ronald McKinnon was Inducted into College Football Hall of Fame:

Former University of North Alabama All-American linebacker Ronald McKinnon (1992-95) was inducted into the College Football Hall of Fame in July of 2008. His class included such notables as Joe Paterno and Doug Flutie. A three-time consensus All-American on three national championship teams, McKinnon is the only defensive player to ever be selected as the Harlon Hill Trophy winner as Division II player of the year. He went on to a 10-year NFL career where he recorded more than 1,000 tackles.

North Alabama was First Division II Football Program to Visit the White House:

In 1995 North Alabama became the first Division II football team invited to the White House. President Bill Clinton invited the Lions to Washington, D.C. after UNA went 14-0 in 1995, winning its third consecutive NCAA Division II National Championship. Ferris State became the second to visit the White House in 2022.



Shawn Lee



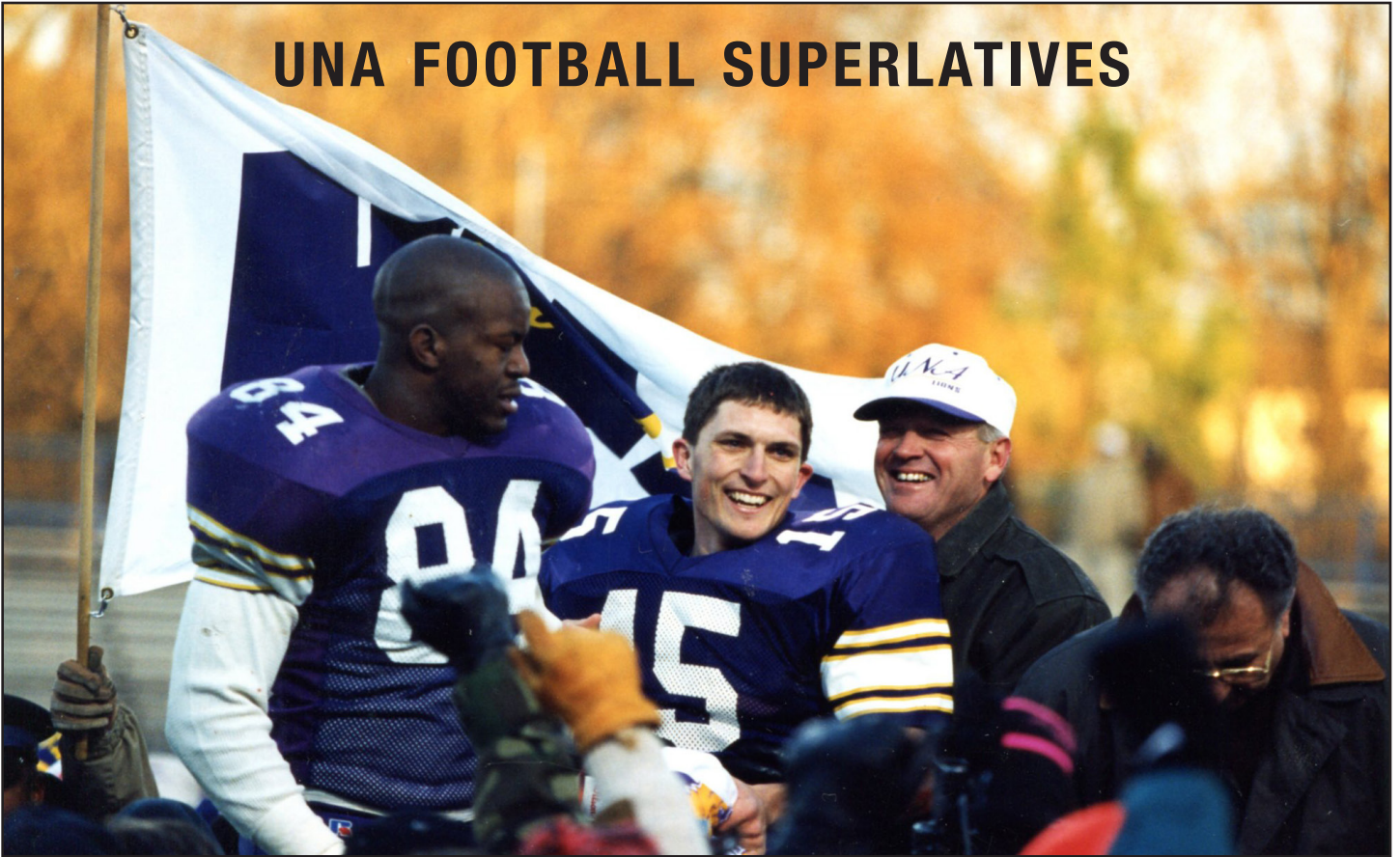
1995 Lions with President Bill Clinton at the White House



Ronald McKinnon

THE TRADITION

UNA FOOTBALL SUPERLATIVES



1 - First Division II Football Program to Visit the White House

(Invited by President Bill Clinton in 1996)

3 - Consecutive National Championships

(Only school in NCAA Division II history to win three straight football titles)

5 - Former Lions Have Played in the Super Bowl

(17 NFL draft picks, 59 free agent signees)

13 - Gulf South Conference Football Titles

(Most by any program in league history)

21 - NCAA Division II Playoff Appearances

(Second most in Division II history)

22 - Top 25 National Rankings

(Since 1980, Lions have been ranked in final Top 25 - 22 times)

35 - NCAA Division II Playoff Wins

(Second most in Division II history)

256 - Football Wins Since 1990

(Second among all collegiate football programs in the state of Alabama)

THE TRADITION

UNA HOME GAME DAYS

Spirit Hill


Spirit Hill is the location for UNA's pre-game tailgate parties throughout the fall. Thousands of Lion fans cover the hill, adjacent to Braly Stadium, prior to every UNA home football game. Campus organizations, alumni groups and others reserve spots on the hill, and there are also places for children's activities. Two hours prior to kickoff the UNA football players pass through on their Lion Walk into the stadium.

Lion Walk

Members of the UNA football team walk through the Spirit Hill tailgate area two hours and 15 minutes prior to all Lion home games at Braly Stadium to meet and greet fans and family members.

Pride Rock

The University of North Alabama's Pride Rock tradition at Braly Stadium began in 1994, with the rock making its first appearance at a Lion football game on Sept. 10 at Braly Stadium against Alabama A&M.



Pride Rock is a 60-pound, engraved granite stone with an actual paw print from Leo, UNA's live lion mascot. The rock is used as a motivational tool for the Lion players. It is placed just behind

the north end zone at all Lion home games and the players file past and touch the rock on their way to the field. It serves as a reminder to the current Lion players of the proud tradition that has been established at the school and of all the former players who have played a part in building that tradition. It also symbolizes the pride and unity of the team and the university.

UNA sports information director Jeff Hodges originated the idea of the Pride Rock after the home of the Pride of Lions in the movie the Lion King.

Leo's former trustee, Joe Wallace, designed the rock, and it was crafted and donated to the university by Richard Beckman of Florence Marble Works.

Webster's Ninth New Collegiate Dictionary defines pride as, 1: The quality or state of being proud; a: delight or elation arising from some act, possession, or relationship; 2: a source of pride: the best in a group or class; 3: a company of lions.

Victory Flame

The victory flame returned to the UNA campus in 1995 through the efforts of the UNA National Alumni Association. An important University symbol, the Victory Flame burned on the UNA campus from 1962 to 1986 but was extinguished with the building of the Guillot University Center. The new Victory Flame and Victory Garden stand between Bibb Graves Hall and the Memorial Amphitheater, directly across the street from the flame's former site. The flame is lit following every Lion victory or significant event in the life of the University. A miniature replica of the Victory Flame also stands atop the Lion football dressing room at Braly Stadium and is lit on game days.



THE TRADITION

LEO AND UNA - IN MEMORIAM

The University of North Alabama boasted the only live Lion mascot in the country living on a college campus. Leo III, born on November 18, 2002, resided on the UNA campus in the 12,764 square-foot George H. Carroll Lion Habitat to carry on a tradition that has covered more than 40 years until his passing on May 3, 2024.

His sister Una, passed away in 2021 after also serving as a mascot at UNA since 2002.

On July 22, 1974, former UNA president Dr. Robert M. Guillot brought a 35-pound lion cub to the campus and Leo spent the next 14 years "roaring" the school to victory. The original Leo died on Jan. 20, 1988, and a great outpouring of support from the Shoals community resulted in Leo II being brought to UNA in July of 1988.

Leo II lived in the compound that once housed the original Leo and grew to a weight of more than 600 pounds at eleven years of age. In 1997, Leo II was selected as the nation's "Second Best Mascot" by Sports Illustrated. He died in February of 2000.

In 2012 Leo III and UNA were ranked No. 1 of the 25 Best Real Animal Mascots in College Football by totalprosports.com. UNA was the only non-Division I institution to make the list, joining the company of competitive NCAA teams such as the Baylor Bears, LSU Tigers and Texas Longhorns.

All funds associated with the care and feeding of Leo III, the operation of his habitat, and the conduct of a related educational program were funded exclusively by charitable contributions.

More information is available at leoanduna.com.



2023 Participation



2024-25 North Ala. Football Games Played All games

Page 1/2
as of Sep 10, 2024

##	Player	GP-GS	SEMO	Mem	ILS
0	Dakota Warfield	3/3	START	START	START
0	Kam'ron Green	3/1	START	XXX	XXX
1	Edwin White Schultz	0/0
1	Ari Patu	3/3	START	START	START
2	TJ Smith	3/0	XXX	XXX	XXX
2	Jackson Bratton	3/3	START	START	START
3	Jermaine Ray Jr.	3/3	START	START	START
3	J.J. Evans	0/0
4	Tanaka Scott	3/3	START	START	START
4	Rush Lansdell	3/0	XXX	XXX	XXX
5	Ryan Madison	2/0	XXX	XXX	...
5	Takairee Kenebrew	3/1	XXX	XXX	START
6	Jayvian Allen	2/2	START	...	START
6	Travis Collier	3/3	START	START	START
7	Philjae Bien-Aime	2/1	START	...	XXX
7	Ben Harris	2/0	XXX	...	XXX
8	Justin Luke	3/0	XXX	XXX	XXX
8	Shaun Myers	2/2	START	START	...
9	Logan Collier	3/0	XXX	XXX	XXX
9	Gregory Reddick	3/3	START	START	START
10	Garrick Ponder	3/2	XXX	START	START
10	Dennis Moody	3/1	XXX	START	XXX
11	Jalyn Daniels	1/0	...	XXX	...
12	Christopher Burnett	1/0	XXX
13	Barry Womack	3/3	START	START	START
14	Kobe Warden	3/2	START	START	XXX
15	Marlon Krakue	3/1	START	XXX	XXX
16	Jahbari Hill	3/0	XXX	XXX	XXX
17	DC Tabscott	0/0
18	KJ Fields	3/0	XXX	XXX	XXX
19	Josh Anglin	3/1	XXX	XXX	START
20	AJ Seay	3/0	XXX	XXX	XXX
21	Ashaad Williams	3/0	XXX	XXX	XXX
22	A.J. Phillips	3/0	XXX	XXX	XXX
23	Kaden Cooper	3/0	XXX	XXX	XXX
24	Cameron Jamar	3/2	XXX	START	START
25	Caleb McDougale	3/0	XXX	XXX	XXX
26	Michael Jordan	3/0	XXX	XXX	XXX
27	Camden Allison	3/0	XXX	XXX	XXX
28	Jalen Fletcher	3/0	XXX	XXX	XXX
29	Ike Rowell	3/0	XXX	XXX	XXX
30	Leo Glover	0/0
31	John Taylor	0/0
32	Roderick Taylor Jr.	1/0	XXX
33	E.J. Colbert	2/0	XXX	XXX	...
34	Travelle Anderson	1/0	XXX
35	Adam Watford	3/0	XXX	XXX	XXX
36	Scott Payne	2/0	...	XXX	XXX
37	Sam Contorno	2/0	XXX	...	XXX
38	Nic Strong	0/0
39	Josiah Hixon	0/0
40	Doug Myers	0/0
41	Walter Goggins	2/0	XXX	...	XXX
42	Jackson Ward	0/0
43	Kingston Lowe	1/0	XXX
44	Jyheam Ingram	3/3	START	START	START
45	Tyrik Daniels	3/2	XXX	START	START
46	Chris Cotton	3/0	XXX	XXX	XXX
47	Nathan Curry	3/0	XXX	XXX	XXX
48	Seth Hampton	3/0	XXX	XXX	XXX

2023 Participation



2024-25 North Ala. Football Games Played All games

Page 2/2
as of Sep 10, 2024

##	Player	GP-GS	SEMO	Mem	ILS
49	Avery Howard	3/0	XXX	XXX	XXX
50	Grant Wisdom	1/0	XXX
51	Ryan Walker	3/3	START	START	START
52	Kendrick Davis	0/0
53	Evan Godwin	0/0
54	Jack Rice	0/0
55	Rayqwon Smith	3/0	XXX	XXX	XXX
57	Fred Vili	3/0	XXX	XXX	XXX
58	Eli Long	0/0
59	Jon Lawrence	0/0
60	Shane McNatt	0/0
62	Carson Wheeler	0/0
63	Brody Stewart	1/0	XXX
64	Dominic Braesch	0/0
65	Collin Wright	2/1	...	START	XXX
66	M.J. Williams	0/0
69	Hayden Edge	0/0
71	La'Charles Taylor	1/1	START
72	Witt Mitchum	1/1	START
74	Gage Saint	1/1	START
75	Jayne Motley-Simmons	3/3	START	START	START
76	Anthony Faiivae	2/2	...	START	START
77	Mickel Clay	3/3	START	START	START
78	Anthony Bauer	0/0
79	Raykwon Goldthwaite	0/0
80	Daniel Cooper	0/0
81	Myron Dunklin	0/0
82	Clint Houser	0/0
83	Nikki Taylor	0/0
84	Omareon Finch	0/0
85	Noah Gregg	0/0
86	Amarie Rogers	3/0	XXX	XXX	XXX
87	Nathan Brockway	0/0
88	Kaleb Heatherly	3/3	START	START	START
89	Braden Forscutt	0/0
90	Zacchaeus Dixon	1/0	XXX
91	Jake McCluskey	0/0
92	Nathan Ogletree	0/0
94	Jalin Edwards	0/0
99	Kaleb Brown	3/3	START	START	START

2023 Quarter-By-Quarter Stats



2024-25 North Ala. Football
By Quarter Statistics
All games

Page 1/1
as of Sep 10, 2024

3rd-Down Conversions

Date	Opponent	Score	Overall	1st Qtr	2nd Qtr	3rd Qtr	4th Qtr	Overtime
08/24/2024	vs Southeast Mo. St.	L 15-37	4-12 33.3	2-4 50.0	0-1 0.0	1-3 33.3	1-4 25.0	0-0 0.0
08/31/2024	at Memphis	L 0-40	3-15 20.0	1-3 33.3	1-4 25.0	1-4 25.0	0-4 0.0	0-0 0.0
09/07/2024	Illinois St.	L 17-24	4-14 28.6	1-4 25.0	0-2 0.0	2-4 50.0	1-4 25.0	0-0 0.0
North Ala.			11-41 26.8	4-11 36.4	1-7 14.3	4-11 36.4	2-12 16.7	0-0 0.0
Opponents			20-41 48.8	9-13 69.2	5-9 55.6	4-10 40.0	2-9 22.2	0-0 0.0

4th-Down Conversions

Date	Opponent	Score	Overall	1st Qtr	2nd Qtr	3rd Qtr	4th Qtr	Overtime
08/24/2024	vs Southeast Mo. St.	L 15-37	1-3 33.3	1-1 100.0	0-0 0.0	0-0 0.0	0-2 0.0	0-0 0.0
08/31/2024	at Memphis	L 0-40	3-5 60.0	0-0 0.0	0-0 0.0	0-1 0.0	3-4 75.0	0-0 0.0
09/07/2024	Illinois St.	L 17-24	0-1 0.0	0-0 0.0	0-0 0.0	0-0 0.0	0-1 0.0	0-0 0.0
North Ala.			4-9 44.4	1-1 100.0	0-0 0.0	0-1 0.0	3-7 42.9	0-0 0.0
Opponents			1-2 50.0	0-0 0.0	1-1 100.0	0-0 0.0	0-1 0.0	0-0 0.0

Time of Possession

Date	Opponent	Score	Overall	1st Qtr	2nd Qtr	3rd Qtr	4th Qtr	Overtime
08/24/2024	vs Southeast Mo. St.	L 15-37	23:21	07:35	04:04	05:44	05:58	00:00
08/31/2024	at Memphis	L 0-40	32:44	04:56	09:28	06:33	11:47	00:00
09/07/2024	Illinois St.	L 17-24	29:29	08:53	06:35	07:40	06:21	00:00
North Ala.			Total 85:34	21:24	20:07	19:57	24:06	00:00
			Avg. 28:31	07:08	06:42	06:39	08:02	00:00
Opponents			Total 94:26	18:22	30:07	23:19	22:38	00:00
			Avg. 31:29	06:07	10:02	07:46	07:33	00:00

2023 Redzone Stats



2024-25 North Ala. Football
Red-Zone Results
All games

Page 1/1
as of Sep 10, 2024

North Ala. Inside Opponent Red-Zone

Date	Opponent	Score	Times	Times	Total			Rush	Pass	FGs	Failed to score inside RZ					
			In RZ	Scored	Pts	TDs	TDs	TDs	TDs	Made	FGA	Down	Int	Fumb	Half	Game
08/24/2024	vs Southeast Mo. St.	L 15-37	3	2	15	2	2	0	0	0	0	1	0	0	0	0
08/31/2024	at Memphis	L 0-40	1	0	0	0	0	0	0	0	0	1	0	0	0	0
09/07/2024	Illinois St.	L 17-24	4	3	17	2	1	1	1	1	1	0	0	1	0	0
Totals 5 of 8 (62.5%)			8	5	32	4	3	1	1	1	1	2	0	1	0	0

Opponents Inside North Ala. Red-Zone

Date	Opponent	Score	Times	Times	Total			Rush	Pass	FGs	Failed to score inside RZ					
			In RZ	Scored	Pts	TDs	TDs	TDs	TDs	Made	FGA	Down	Int	Fumb	Half	Game
08/24/2024	Southeast Mo. St.	L 15-37	5	4	26	4	3	1	0	0	0	0	0	1	0	0
08/31/2024	Memphis	L 0-40	6	6	33	4	3	1	2	2	2	0	0	0	0	0
09/07/2024	Illinois St.	L 17-24	5	3	17	2	1	1	1	2	2	0	1	0	0	0
Totals 13 of 16 (81.3%)			16	13	76	10	7	3	3	4	4	0	1	1	0	0

2024 Opponent Stats



2024-25 UT Martin Football Combined Team Statistics All games

Page 1/3
as of Sep 10, 2024

Team Results

Date	Opponent		Score	Att.
08/31/2024	at Kansas St.	L	6-41	51240
* 09/07/2024	at Southeast Mo. St.	Lot2	42-45	6127

Game Records

Record	Overall	Home	Away	Neutral
ALL GAMES	0-2	0-0	0-2	0-0
CONFERENCE	0-1	0-0	0-1	0-0
NON-CONFERENCE	0-1	0-0	0-1	0-0

Rushing

Player	gp	att	gain	loss	net	avg	td	lg	avg/g
Patrick Smith	2	35	176	9	167	4.8	1	29	83.5
Michael Pleas	2	1	32	0	32	32.0	0	32	16.0
Rashad Raymond	2	10	18	0	18	1.8	1	4	9.0
Narkel Leflore	2	9	23	5	18	2.0	0	11	9.0
Glover Cook	2	6	18	8	10	1.7	0	8	5.0
Asa Wondeh	2	1	3	0	3	3.0	0	3	1.5
DeVonte Tanksley	2	1	0	1	-1	-1.0	0	0	-0.5
Trevonte Rucker	2	1	0	1	-1	-1.0	0	0	-0.5
Kaiya Sheron	1	2	7	9	-2	-1.0	0	7	-2.0
Kinthead Dent	2	15	30	45	-15	-1.0	0	7	-7.5
Total	2	81	307	78	229	2.8	2	32	114.5
Opponents	2	41	298	26	272	6.6	2	48	136.0

Passing

Player	gp	effic	comp-att-int	pct	yds	td	lg	avg/g
Kinthead Dent	2	157.0	30-47-0	63.8	364	4	45	182.0
Kaiya Sheron	1	130.8	3-3-0	100.0	11	0	5	11.0
Total	2	155.4	33-50-0	66.0	375	4	45	187.5
Opponents	2	134.8	50-89-1	56.2	542	8	44	271.0

Receiving

Player	gp	no.	yds	avg	td	lg	avg/g
DeVonte Tanksley	2	9	141	15.7	0	39	70.5
Trevonte Rucker	2	6	90	15.0	2	45	45.0
Max Dowling	2	5	39	7.8	0	18	19.5
Patrick Smith	2	3	26	8.7	0	10	13.0
Zoe Roberts	2	2	29	14.5	0	15	14.5
Rashad Raymond	2	2	6	3.0	0	3	3.0
Airius Trice	1	2	7	3.5	0	5	7.0
Asa Wondeh	2	2	11	5.5	1	7	5.5
Narkel Leflore	2	1	2	2.0	0	2	1.0
Tyler Dostin	2	1	24	24.0	1	24	12.0
Total	2	33	375	11.4	4	45	187.5
Opponents	2	50	542	10.8	8	44	271.0

Team Statistics

	UTM	OPP
First Downs	30	44
Rushing	12	15
Passing	16	25
Penalty	2	4
Rushing Yardage	229	272
Rushing attempts	81	41
Average per rush	2.8	6.6
Average per game	114.5	136.0
TDs Rushing	2	2
Passing Yardage	375	542
Comp-Att-Int	33-50-0	50-89-1
Average per pass	7.5	6.1
Average per catch	11.4	10.8
Average per game	187.5	271.0
TDs Passing	4	8
Total offense	604	814
Average per play	4.6	6.3
Average per game	302.0	407.0
Kick returns: #-Yards	3-56	5-79
Punt returns: #-Yards	0-0	6-55
Int returns: #-Yards	1-15	0-0
Fumbles-Lost	3-1	1-1
Penalties-Yards	16-129	8-67
Punts-Avg	15-38.1	11-39.9
Time of possession / game	35:51	24:08
3rd-down conversion	9/30	7/23
4rd-down conversion	2/2	3/3
PAT-attempts	(6-6) 100%	(11-11) 100%
2-point conversion-attempts	(0-0) 0%	(0-0) 0%

Interceptions

Player	no.	yds	avg	td	lg
Chris Hunter	1	15	15.0	0	15
Total	1	15	15.0	0	15
Opponents	0	0	0.0	0	0

2024 United Athletic Conference Statistics



2024-25 ASUN Football Conference Statistical Ranking Comparison All games

Page 1/1
as of Sep 10, 2024

Offense					Defense			
Team	Rushing	Passing	Total Off.	Scoring	Rushing	Passing	Total Def.	Scoring
Abilene Christian	6	1	1	1	2	6	2	4
Austin Peay	9	6	9	8	7	2	5	7
Central Ark.	2	3	2	2	1	3	1	1
Eastern Ky.	5	8	6	9	4	4	3	6
North Ala.	3	2	4	5	8	8	9	8
Southern Utah	4	9	7	6	3	7	4	3
Tarleton St.	1	5	3	3	6	9	7	5
Utah Tech	8	7	8	7	9	1	8	9
West Ga.	7	4	5	4	5	5	6	2

Team	Kick ret.	Punt ret.	Interceptions	Sacks	TFL	Turnover Mar.
Abilene Christian	3	9	5	8	7	7
Austin Peay	6	5	5	3	3	8
Central Ark.	1	2	2	1	2	3
Eastern Ky.	7	7	5	9	9	5
North Ala.	2	4	5	2	1	9
Southern Utah	5	6	3	4	3	4
Tarleton St.	8	3	4	6	5	1
Utah Tech	9	7	5	7	8	5
West Ga.	4	1	1	5	5	2

NOTABLE ALUMNI

University of North Alabama



HARLON HILL

A member of the first UNA Athletic Hall of Fame Class in 1990, Harlon Hill left a legacy at UNA with over 1,000 receiving yards in the early 1950s. He went on to be drafted by the Chicago Bears and was the 1955 NFL MVP. His legacy remains today, as the best player in NCAA Division II football receives the Harlon Hill Award, which is the equivalent of the Heisman Trophy.

GEORGE "GOOBER" LINDSEY

Lindsey played quarterback at UNA while acting in college plays back in the early 1950s. Lindsey went on to enlist in the Air Force and later began a successful acting career. His star role came as "Goober Pyle" in The Andy Griffith Show. He was also offered the role of "Spock" in Star Trek but turned it down. Lindsey played on the same team as Harlon Hill at UNA.



DARRYL WORLEY

Longtime country artist Darryl Worley started his career at UNA and earned a degree in biology and chemistry before writing radio hits in the 1990s and 2000s, some of which were recorded at FAME Studios in Muscle Shoals. His top hits include "Have You Forgotten," "I Miss My Friend," "Tennessee River Run," "Second Wind" and "Awful Beautiful Life" among others.

JOHN PAUL WHITE

A Muscle Shoals native, John Paul White is a Grammy-winning music artist and former member of folk duo The Civil Wars. He now performs as a solo artist. He is the co-owner of Single Lock Records, which he founded in his hometown of Florence, Alabama along with Ben Tanner of the Alabama Shakes. He recently re-recorded "Safe & Sound" with Taylor Swift in 2023.



NOTABLE ALUMNI

University of North Alabama



MICHAEL CONNOR HUMPHREYS

Though he never played football at UNA, Michael Connor Humphreys went on to fame before his time at the University of North Alabama as he played the role of “young Forrest Gump” in 1994. He went on to enroll at UNA in 2008, 14 years after his hit role.

CHIP LONG

Chip Long played tight end and wide receiver at UNA from 2002-05 and went on to a successful coaching career as an offensive guru. He made stops at Louisville, Arkansas, Illinois, and Arizona State before landing his first offensive coordinator job at Memphis in 2016 and then Notre Dame from 2017-19, Tulane in 2021 and Georgia Tech in 2022. He currently works under UNA Hall of Fame QB Will Hall at Southern Miss.



ROBERT STEELE

Steele was a three-year letterman for the Lions from 1975-77 and also played one season of baseball. He went on to become the first UNA Lion to appear in a Superbowl as he did so with the Dallas Cowboys in Superbowl XIII against the Pittsburgh Steelers. Steele serves as President of Steele Financial Group, a healthcare technology sales and marketing company.

EVAN OGLESBY

Oglesby was inducted into the UNA Athletic Hall of Fame in 2015 following a four-year career with the Lions as a standout cornerback. He went on to a six year career in the NFL with stops including the Baltimore Ravens, Miami Dolphins and Dallas Cowboys. He started the Evan Oglesby Foundation with the goal of providing quality education to youth.



NOTABLE ALUMNI

University of North Alabama



RONALD McKINNON

McKinnon was a three-time national champion at UNA and won the 1995 Harlon Hill Trophy, the Division II equivalent of the Heisman Trophy, and remains the only defensive player to win it. McKinnon spent a 10 seasons in the NFL with the Cardinals and Saints.

JANORIS “JACKRABBIT” JENKINS

Jenkins played one season at UNA in 2011 and went on to enjoy a decade long career as a cornerback in the NFL. He was drafted by the St. Louis Rams in 2012 and played for the Giants, Saints, Titans and 49ers.



WILL HALL

Will Hall played at UNA in 2002 and 2003 and won the 2003 Harlon Hill Trophy as the top player in NCAA Division II football. Hall went on a solid coaching career with head coaching stops at West Alabama and West Georgia before moving on to FBS jobs in 2017. He became the head coach at Southern Miss in 2021.



JOSH WILLINGHAM

Willingham was a two-time All-American baseball player at UNA and went on to be drafted by the Florida Marlins in 2000. He debuted for the Marlins in 2004 and went on to a decade long career with the Nationals, Athletics, Twins and Royals. He won a 2012 Silver Slugger Award and had 195 career home runs.

