

CHAMPIONS 2009 2010 2011 2014 2015 2016 2020  
VOLLEYBALL

CHAMPIONS 2007 2009 2010 2011 2015 2016 2020  
VOLLEYBALL

REGIONALS 2007 2009 2010 2011 2014 2015 2016 2020  
VOLLEYBALL

REGIONALS 2016 2017  
MEN'S GOLF

REGIONALS 2017  
MEN'S GOLF

CHAMPIONS 2023  
WOMEN'S GOLF

REGIONALS 2023  
WOMEN'S GOLF

# University of North Alabama 2024-25 Men's Basketball Record Book





# 2024-25 LION BASKETBALL SCHEDULE

DATE	DAY	OPPONENT	SITE	TIME
<b>NOVEMBER</b>				
4	Mon	at Air Force	USAF Academy, Colo.	8:30 PM
7	Thu	POINT UNIVERSITY	CB&S BANK ARENA	11 AM
11	Mon	UT MARTIN	CB&S BANK ARENA	6 PM
15	Fri	SAMFORD	CB&S BANK ARENA	7:45 PM
18	Mon	at Auburn	Auburn, Ala.	TBD
23	Sat	vs. Louisiana-Monroe	Natchitoches, La.	TBD
24	Sun	at Northwestern State	Natchitoches, La.	TBD
27	Wed	DALTON STATE	CB&S BANK ARENA	1 PM
<b>DECEMBER</b>				
1	Sun	at Wofford	Spartanburg, S.C.	TBD
4	Wed	TENNESSEE TECH	CB&S BANK ARENA	6 PM
11	Wed	at East Carolina	Greenville, N.C.	TBD
19	Thu	CHARLESTON SOUTHERN	CB&S BANK ARENA	6 PM
22	Sun	at Loyola Marymount	Los Angeles, Calif.	TBD
<b>JANUARY</b>				
2	Thu	BELLARMINE *	CB&S BANK ARENA	6 PM
4	Sat	EKU *	CB&S BANK ARENA	4:30 PM
9	Thu	at FGCU *	Fort Myers, Fla.	TBD
11	Sat	at Stetson *	DeLand, Fla.	TBD
16	Thu	at Jacksonville *	Jacksonville, Fla.	TBD
18	Sat	at North Florida *	Jacksonville, Fla.	TBD
23	Thu	LIPSCOMB *	CB&S BANK ARENA	6 PM
25	Sat	AUSTIN PEAY *	CB&S BANK ARENA	6 PM
29	Wed	at Queens *	Charlotte, N.C.	TBD
<b>FEBRUARY</b>				
1	Sat	CENTRAL ARKANSAS *	CB&S BANK ARENA	7:45 PM
5	Wed	at Austin Peay *	Clarksville, Tenn.	5 PM
8	Sat	at West Georgia *	Carrollton, Ga.	TBA
13	Thu	NORTH FLORIDA *	CB&S BANK ARENA	6 PM
15	Sat	JACKSONVILLE *	CB&S BANK ARENA	1 PM
18	Tue	WEST GEORGIA *	CB&S BANK ARENA	6 PM
20	Thu	at Lipscomb *	Nashville, Tenn.	TBD
24	Mon	at Central Arkansas *	Conway, Ark.	TBD
26	Wed	QUEENS *	CB&S BANK ARENA	6 PM
<b>MARCH</b>				
2	Sun	ASUN Tourney First Round	Higher seed hosts	TBA
3	Mon	ASUN Tourney Quarterfinal	Higher seed hosts	TBA
6	Thu	ASUN Tourney Semifinal	Higher seed hosts	TBA
9	Sun	ASUN Tournament Championship	Higher seed hosts	TBA

\* ASUN Conference game

All Times Central

# YEAR-BY-YEAR COACHING RECORD

## UNA COACHES RECORDS (1949-Present)

Year	Coach	Record	National	Year	Coach	Record	National
1948-49	Ed Billingham	15-10		1993-94	Gary Elliott	24-6	NCAA
1949-50	Ed Billingham	18-7		1994-95	Gary Elliott	20-8	NCAA
1950-51	Ed Billingham	10-12		1995-96	Gary Elliott	24-8	NCAA Elite Eight
1951-52	Ed Billingham	10-12		1996-97	Gary Elliott	16-11	
1952-53	Ed Billingham	9-12		1997-98	Gary Elliott	10-16	
1953-54	Ed Billingham	8-14		1998-99	Gary Elliott	14-12	
1954-55	Ed Billingham	8-12		1999-00	Gary Elliott	17-12	
1955-56	Ed Billingham	6-18		2000-01	Gary Elliott	17-10	
1956-57	Ed Billingham	9-16		2001-02	Gary Elliott	10-15	
1957-58	Ed Billingham	9-13		2002-03	Gary Elliott	18-10	
1958-59	Ed Billingham	10-15		2003-04	Bobby Champagne	12-16	
1959-60	Ed Billingham	14-11	NAIA	2004-05	Bobby Champagne	14-14	
1960-61	Ed Billingham	15-13		2005-06	Bobby Champagne	18-11	NCAA
1961-62	Ed Billingham	17-9	NAIA	2006-07	Bobby Champagne	15-14	
1962-63	Ed Billingham	9-13		2007-08	Bobby Champagne	27-9	NCAA Elite Eight
1963-64	Ed Billingham	8-16		2008-09	Bobby Champagne	18-10	
1964-65	Ed Billingham	6-17		2009-10	Bobby Champagne	13-16	
1965-66	Ed Billingham	7-16		2010-11	Bobby Champagne	13-16	
1966-67	Ed Billingham	6-17		2011-12	Bobby Champagne	15-12	
1967-68	Ed Billingham	7-15		2012-13	Bobby Champagne	19-9	NCAA
1968-69	Ed Billingham	8-13		2013-14	Bobby Champagne	23-10	NCAA
1969-70	Ed Billingham	12-12		2014-15	Bobby Champagne	13-16	
1970-71	Ed Billingham	17-7		2015-16	Bobby Champagne	16-13	
1971-72	Ed Billingham	11-12		2016-17	Bobby Champagne	14-15	
1972-73	Bill E. Jones	13-9		2017-18	Bobby Champagne	15-13	
1973-74	Bill E. Jones	15-8		2018-19	Tony Pujol	10-22	
1974-75	Bill L. Jones	12-12		2019-20	Tony Pujol	13-17	
1975-76	Bill L. Jones	19-6		2020-21	Tony Pujol	13-11	
1976-77	Bill L. Jones	24-7	NCAA Final Four	2021-22	Tony Pujol	9-21	
1977-78	Bill L. Jones	17-9		2022-23	Tony Pujol	18-15	
<b>1978-79</b>	<b>Bill L. Jones</b>	<b>22-9</b>	<b>NCAA Champs</b>	2023-24	Tony Pujol	15-17	
1979-80	Bill L. Jones	21-10	NCAA Final Four				
1980-81	Bill L. Jones	22-9	NCAA Quarterfinals				
1981-82	Bill L. Jones	13-12					
1982-83	Bill L. Jones	14-15					
1983-84	Bill L. Jones	27-7	NCAA Final Four				
1984-85	Bill L. Jones	15-12					
1985-86	Bill L. Jones	18-9					
1986-87	Bill L. Jones	18-10					
1987-88	Bill L. Jones	17-14	NCAA				
1988-89	Gary Elliott	16-11					
1989-90	Gary Elliott	20-8					
<b>1990-91</b>	<b>Gary Elliott</b>	<b>29-4</b>	<b>NCAA Champs</b>				
1991-92	Gary Elliott	19-9					
1992-93	Gary Elliott	16-10					

ED BILLINGHAM - (24 YEARS)...249-312  
 BILL E. JONES - (2 YEARS)...28-17  
 BILL L. JONES - (14 YEARS)...259-141  
 GARY ELLIOTT - (15 YEARS)...270-150  
 BOBBY CHAMPAGNE - (14 YEARS)...245-194  
 TONY PUJOL - (6 YEARS)...78-103

# 2023-24 STATISTICS

## 2023-2024 University of North Alabama Men's Basketball Overall Statistics (as of Mar 7, 2024)

Overall Record: 15-17 Conf: 8-8 Home: 10-4 Away: 5-13 Neutral: 0-0

#	Player	GP-GS	MIN	AVG	FG		3PT		FT		Rebounds				PF	DQ	A	TO	BLK	STL	PTS	AVG
					FG-FGA	FG%	3FG-FGA	3FG%	FT-FTA	FT%	OFF	DEF	TOT	AVG								
05	Lane, Jacari	32-32	929	29.0	158-375	.421	25-69	.362	130-157	.828	12	84	96	3.0	61	0	122	70	5	35	471	14.7
03	Johnson, KJ	29-26	822	28.3	121-279	.434	26-80	.325	140-181	.773	11	66	77	2.7	47	0	62	39	2	9	408	14.1
33	Forrest, Damian	31-31	898	29.0	134-221	.606	0-0	.000	54-81	.667	77	177	254	8.2	86	7	24	39	21	19	322	10.4
23	Smith Jr., Tim	31-29	792	25.5	98-211	.464	52-117	.444	42-53	.792	47	100	147	4.7	89	2	17	29	20	19	290	9.4
34	Howell, Dallas	27-7	659	24.4	77-202	.381	54-154	.351	18-19	.947	29	113	142	5.3	64	2	16	16	27	23	226	8.4
00	Soucie, Will	32-27	685	21.4	80-175	.457	24-52	.462	43-46	.935	34	61	95	3.0	80	4	38	37	4	10	227	7.1
22	Foster, Marco	14-0	189	13.5	26-63	.413	17-47	.362	2-3	.667	4	11	15	1.1	10	0	4	10	1	9	71	5.1
13	Floyd, Blake	2-0	10	5.0	3-6	.500	2-4	.500	2-2	1.000	0	0	0	0.0	1	0	1	0	0	1	10	5.0
02	Fulcher, Josiah	30-0	509	17.0	50-123	.407	9-39	.231	28-45	.622	18	63	81	2.7	43	0	23	28	3	13	137	4.6
12	Brown, Detalian	28-6	394	14.1	45-116	.388	24-69	.348	3-9	.333	3	21	24	0.9	37	0	14	11	6	15	117	4.2
04	Jefferson, Canin	30-0	288	9.6	32-74	.432	11-33	.333	11-16	.688	6	17	23	0.8	25	0	29	15	2	11	86	2.9
11	James, Drake	3-0	12	4.0	4-6	.667	0-0	.000	0-0	.000	0	4	4	1.3	0	0	2	2	0	0	8	2.7
15	Nelson, Eoin	23-2	209	9.1	23-54	.426	0-3	.000	7-11	.636	20	32	52	2.3	31	1	2	11	4	5	53	2.3
21	Hargett, Hugh	3-0	12	4.0	2-6	.333	2-6	.333	1-2	.500	0	0	0	0.0	2	0	2	0	0	1	7	2.3
01	Clark, Micah	4-0	30	7.5	1-12	.083	0-6	.000	4-6	.667	0	5	5	1.3	3	0	2	2	2	1	6	1.5
35	Albritton, Jamal	13-0	62	4.8	3-8	.375	0-0	.000	2-3	.667	5	6	11	0.8	10	0	1	2	4	0	8	0.6
<b>Total</b>		<b>32</b>	<b>6500</b>	<b>203.1</b>	<b>857-1931</b>	<b>.444</b>	<b>246-679</b>	<b>.362</b>	<b>487-634</b>	<b>.768</b>	<b>317</b>	<b>815</b>	<b>1132</b>	<b>35.4</b>	<b>589</b>	<b>16</b>	<b>359</b>	<b>324</b>	<b>101</b>	<b>171</b>	<b>2447</b>	<b>76.47</b>
<b>Opponents</b>		<b>32</b>	<b>6500</b>	<b>203.1</b>	<b>833-1870</b>	<b>.445</b>	<b>227-649</b>	<b>.350</b>	<b>542-750</b>	<b>.723</b>	<b>310</b>	<b>825</b>	<b>1135</b>	<b>35.5</b>	<b>560</b>	<b>7</b>	<b>395</b>	<b>325</b>	<b>112</b>	<b>166</b>	<b>2435</b>	<b>76.09</b>

Team Statistics	UNA	OPP	Conf	Date	Opponent	W/L	Score	Att.			
SCORING	2447	2435		11/06/23	BLUE MOUNTAIN (MS)	W	93-60	1,287			
Points Per Game	76.5	76.1		11/09/23	ALABAMA A&M	W	83-67	1,366			
Scoring Margin	0.4	-		11/14/23	at Mississippi St.	L	54-81	7,337			
FIELD GOALS-ATT	857-1931	833-1870		11/18/23	JACKSONVILLE ST.	W	61-59	1,571			
Field Goal Pct	.444	.445		11/22/23	at UT Martin	L (2 OT)	103-105	1,072			
3 POINT FG-ATT	246-679	227-649		11/26/23	at Western Caro.	L	63-81	1,765			
3PT FG Pct	.362	.350		11/30/23	TENNESSEE TECH	W	86-71	1,234			
3PT Made Per Game	7.7	7.1		12/02/23	at Kansas St.	L (OT)	74-75	9,528			
FREE THROWS-ATT	487-634	542-750		12/07/23	RUST	W	109-65	2,895			
FT Pct	.768	.723		12/10/23	MOREHEAD ST.	L	77-86	1,269			
FT Made Per Game	15.2	16.9		12/13/23	at Charleston So.	W	76-64	562			
REBOUNDS	1132	1135		12/16/23	at Tennessee Tech	L	67-70	701			
Rebounds Per Game	35.4	35.5		12/21/23	at Indiana	L	66-83	15,865			
Rebounds Margin	-0.1	-		01/01/24	at Texas Tech	L	57-85	10,048			
ASSISTS	359	395	*	01/06/24	CENTRAL ARK.	L	81-84	1,756			
Assists Per Game	11.2	12.3	*	01/11/24	BELLARMINE	W	69-53	1,273			
TURNOVERS	324	325	*	01/13/24	EASTERN KY.	L	72-81	1,738			
Turnovers Per Game	10.1	10.2	*	01/18/24	at Austin Peay	L (OT)	80-83	2,914			
Turnovers Margin	0.1	-	*	01/20/24	at Lipscomb	L	79-88	1,667			
Assist/Turnover Ratio	1.1	1.2	*	01/24/24	at Kennesaw St.	W	90-84	1,422			
STEALS	171	166	*	01/27/24	QUEENS (NC)	W	90-84	1,473			
Steals Per Game	5.3	5.2	*	02/01/24	STETSON	W	79-72	1,267			
BLOCKS	101	112	*	02/03/24	FGCU	W	70-69	1,484			
Blocks Per Game	3.2	3.5	*	02/08/24	at North Florida	W	79-74	1,119			
ATTENDANCE	22,077	66,918	*	02/10/24	at Jacksonville	L	63-67	772			
Dates/Avg Per Date	14-1,577	18-3,718	*	02/15/24	LIPSCOMB	W	75-70	1,474			
Neutral Site #/Avg	-	0-0	*	02/17/24	AUSTIN PEAY	L	79-87	1,990			
			*	02/22/24	at Eastern Ky.	L	72-75	2,755			
			*	02/24/24	at Bellarmine	L	70-82	2,749			
<b>Score by Periods</b>	<b>1st</b>	<b>2nd</b>	<b>OT</b>	<b>OT2</b>	<b>Total</b>	*	03/01/24	at Central Ark.	W	82-78	1,445
North Ala.	1142	1270	9	8	2447		03/05/24	at Lipscomb	W	77-75	1,982
Opponents	1135	1259	9	10	2435		03/07/24	at Austin Peay	L	71-77	3,215

\* = Conference game

# LION ALL-TIME INDIVIDUAL RECORDS

## SINGLE GAME

**MOST POINTS:** 55 by Larry Smith vs. St. Bernard on Feb 3, 1971 in Florence, 20 FG and 15 FT.

**MOST POINTS, HALF:** 37 by Larry Smith vs. St. Bernard on Feb 3, 1971 in Florence.

**MOST FIELD GOAL ATTEMPTS:** 26 by Larry Smith vs. St. Bernard on Feb 3, 1971 in Florence, made 20.

**MOST FIELD GOALS MADE:** 20 by Dabbs Earnest vs. Troy State on March 5, 1962 at Eufala, Ala.; and 20 by Larry Smith vs. St. Bernard on Feb 3, 1971 in Florence.

**MOST THREE-POINT FIELD GOAL ATTEMPTS:** 16 by Quinn Beckwith (3 times) vs. West Florida, Jan 15, 2007, in Florence, made 7; vs. Southern Arkansas, Dec 21, 2006, in Magnolia, Ark., made 5; vs. Harding, Dec 2, 2006, in Searcy, Ark., made 4.

**MOST THREE-POINT FIELD GOALS MADE:** 10 by Daniel Ortiz vs. North Florida, Jan 28, 2023, in Florence, attempted 14.

**MOST FREE THROW ATTEMPTS:** 23 by Otis Boddie vs. Delta State on Jan 7, 1978 in Florence, made 19.

**MOST FREE THROWS MADE:** 19 by Otis Boddie vs. Delta State on Jan 7, 1978 in Florence, attempted 23.

**MOST REBOUNDS:** 23 by Charles Cunningham vs. Lambuth, 1973 in Florence and St. Bernard, 1971, in Florence; and 23 by Coleman Crawford vs. Livingston, 1973, in Florence and Lambuth, 1974, in Jackson, Tenn.

**BEST FIELD GOAL PERCENTAGE:** (minimum 10 attempts) 100.0 by Lincoln Roach, 10-for-10, vs. Baptist Christian, Dec. 2, 1991 in Florence; 100.0 by Craig Flowers, 10-for-10, vs. Alabama-Huntsville, Feb 23, 1994 in Florence.

**BEST THREE-POINT FIELD GOAL PERCENTAGE:** (min. 5 att.) 100.0 by Milton Nance vs. Harding, Dec 2, 2006, in Searcy, Ark., made 6 of 6. 100.0 by Daniel Ortiz vs. Blue Mountain, Nov 14, 2022, made 5 of 5

**BEST FREE THROW PERCENTAGE:** (min. 10 att.) 100.0 by Thomas Fraise vs. Arkansas Tech on Jan. 5, 2009 in Russellville, Ark., made 10 of 10; 100.0 by Milton Nance (2 times) vs. Southern Arkansas on Nov 21, 2006, in Florence, made 10 of 10; vs. Arkansas Tech on Dec 18, 2006, in Florence, made 12 of 12. 100.0 by KJ Johnson at. Mississippi Valley State on Nov 18, 2022 in Itta Bena, Miss, made 10 of 10

**MOST ASSISTS:** 19 by Luther Tiggs vs. West Georgia on Feb 1, 1988 in Carrollton, Ga.


**MOST BLOCKED SHOTS:** 11 by Kenny Gamble vs. Alabama-Huntsville Jan 23, 1999 in Florence.

## SINGLE SEASON

**MOST GAMES PLAYED:** 36 by Casey Holt, Kenny Johnson, Andrew Chesney and Phil Collins, 2007-08.

**MOST GAMES STARTED:** 36 by Casey Holt and Kenny Johnson, 2007-08.

**MOST POINTS:** 640 by Casey Holt in 36 games, 2007-08



Larry Smith

**HIGHEST SCORING AVERAGE:** 24.03 by Dabbs Earnest, 1961-62, 625 points in 26 games.

**MOST REBOUNDS:** 363 by Dabbs Earnest in 28 games, 1960-61.

**BEST REBOUND AVERAGE:** 15.2 by Coleman Crawford, 1973-74, 349 in 23 games.

**MOST FIELD GOAL ATTEMPTS:** 497 by Dabbs Earnest, 1961-62, made 243 in 26 games.

**MOST FIELD GOALS MADE:** 243 by Dabbs Earnest, 1961-62, attempted 497 in 26 games.

**HIGHEST FIELD GOAL PERCENTAGE:** 75.0 by Maurice Stafford, 1983-84, made 198 of 264 in 34 games.

**MOST THREE-POINT FIELD GOAL ATTEMPTS:** 287 by Quinn Beckwith, 2006-07, made 108 in 29 games.

**MOST THREE-POINT FIELD GOALS MADE:** 108 by Quinn Beckwith, 2006-07, attempted 287 in 29 games.

**HIGHEST THREE-POINT FIELD GOAL PERCENTAGE:** (min. 28 att.) 49.7 by Anthony Reid, 1987-88, made 77 of 155 in 31 games.

**MOST FREE THROWS ATTEMPTED:** 227 by Rashaun Claiborne, 2013-14, made 162 in 33 games.



Quinn Beckwith

**MOST FREETHROWS MADE:** 162 by Rashaun Claiborne, 2013-14, attempted 227 in 33 games.

**HIGHEST FREE THROW PERCENTAGE:** 91.2 by Nathan Spehr, 2013-14, made 93 of 102 in 33 games.

**MOST PERSONAL FOULS:** 111 by Gary Tibbetts in 31 games, 1980-81.

**MOST TIMES TO FOUL OUT:** 15 by Don Faint in 24 games, 1970-71.

**MOST ASSISTS:** 250 by Luther Tiggs in 1987-88, in 31 games.

**MOST BLOCKED SHOTS:** 71 by Kenny Gamble 1998-99, in 24 games.

## CAREER

**MOST GAMES PLAYED:** 123 by Casey Holt, 2007-08.

**MOST POINTS:** 1,962 by Otis Boddie 1977-80.

**HIGHEST SCORING AVERAGE:** 18.1 by Coleman Crawford, 1973-75, 855 points in 47 games.

**MOST FIELD GOAL ATTEMPTS:** 1,601 by Otis Boddie in 117 games, 1977-80.

**MOST FIELD GOALS MADE:** 760 by Otis Boddie in 117 games, 1977-80.

**HIGHEST FIELD GOAL PERCENTAGE:** 70.3 by Louis Newsome, 1988-89, made 349 of 496.

**MOST FREE THROW ATTEMPTS:** 625 by Dabbs Earnest in 104 games, 1959-62, made 496.

**MOST FREE THROWS MADE:** 496 by Dabbs Earnest in 104 games, 1959-62, attempted 625.

**HIGHEST FREE THROW PERCENTAGE:** 85.9 by Luther Tiggs, 1986-88, made 250 of 291.

**MOST REBOUNDS:** 1,033 by Gerald Lavender in 118 games, 1977-80.

**BEST REBOUND AVERAGE:** 13.2 by Coleman Crawford, 1973-75, 625 in 47 games.

**MOST PERSONAL FOULS:** 370 by Don Faint in 91 games, 1968-71.

**MOST TIMES TO FOUL OUT:** 41 by Don Faint in 91 games, 1968-71.

**MOST CONSECUTIVE GAMES STARTED:** 91 by Don Faint, 1968-71.

**LONGEST STRING OF CONSECUTIVE DOUBLE-FIGURE GAMES:** 46 by Dabbs Earnest (Feb. 7, 1959 to Feb. 4, 1961).

**MOST TIMES TO SCORE IN DOUBLE FIGURES:** 91 by Dabbs Earnest in 104 games, 1959-62.

**MOST ASSISTS:** 486 by Luther Tiggs in 83 games, 1986-88.

# LION ALL-TIME TEAM RECORDS

## SINGLE GAME

**MOST POINTS:** 127 vs. DeVry Institute (57), Jan 4, 1992 in Florence.

**MOST POINTS, BOTH TEAMS:** 242 (UNA 115, Valdosta St. 127 in 3 OT)

Dec 3, 2015 in Valdosta, Ga.

**MOST POINTS AT HOME:** 127 vs. DeVry Institute (57), Jan 4, 1992.

**MOST POINTS IN FLOWERS HALL:** 127 vs. DeVry Institute (57), Jan 4, 1992.

**MOST POINTS AWAY:** 122 vs. St. Bernard (86), Dec 9, 1970.

**MOST POINTS HALF:** 68 vs Shorter College, Nov 25, 1978; vs. Livingston, Jan 18, 1965; vs. St Bernard, Feb 3, 1971.

**MOST POINTS, NEUTRAL FLOOR:** 123 vs. Troy State (103), March 5, 1962 in Eufaula, Ala.

**FEWEST POINTS:** 32 vs. Howard (69), Feb 25, 1949 in Birmingham; vs. Troy State (50), 1954.

**WIDEST VICTORY MARGIN:** 70 (UNA 127, DeVry 57), Jan 4 1992: in Florence.

**WORST DEFEAT:** 46 (UNA 47, Alabama 93) Jan 19, 1952 in Tuscaloosa.

**MOST POINTS ALLOWED:** 127 by Valdosta State (3 OT), Dec 3, 2015 in Valdosta, Ga.

**MOST FIELD GOAL ATTEMPTS:** 100 vs. St. Bernard (made 30) Feb 7, 1966 in Florence.

**MOST FIELD GOALS MADE:** 58 vs. DeVry Institute, Jan 4, 1992 in Florence, attempted 91 for 63.7 percentage.

**BEST FIELD GOAL PERCENTAGE, HALF:** 77.5 vs. Shorter College, Nov 25, 1978 in Columbus, Ga.; attempted 40, made 31.

**BEST FIELD GOAL PERCENTAGE, GAME:** 71.2 vs. Shorter College, Nov 25, 1978 in Columbus, Ga; attempted 66, made 47.

**MOST THREE-POINT FIELD GOAL ATTEMPTS:** 37 at UT Martin, Nov 22, 2023, in Martin, Tenn.; made 15.

**MOST THREE-POINT FIELD GOALS MADE:** 17 vs. Delta State, Nov. 29, 2010, in Florence, attempted 30.

**BEST THREE-POINT FIELD GOAL PERCENTAGE:** (Min. 8 att.) 83.3 vs. Angelo State, Nov 18, 1989, in Florence, made 10 of 12.

**MOST THREE-POINT FIELD GOAL ATTEMPTS, OPPONENT:** 42 by DeVry, Jan 3 1991, in Florence; made 9; 42 by Lane, Feb 18, 1995, made 11.

**MOST THREE-POINT FIELD GOALS MADE, OPPONENT:** 16 by Harding, Dec 2, 2006, (att. 32).

**BEST THREE-POINT FIELD GOAL PERCENTAGE, OPPONENT:** 81.8 by West Georgia, Jan 27, 1986, in Carrollton, Ga.; made 9 of 11.

**MOST FREE THROW ATTEMPTS:** 60 vs. Delta State, Jan 24, 1983 in Cleveland, Miss.: made 43.

**MOST FREE THROWS MADE:** 43 vs. Delta State, Jan 24, 1983 in Cleveland, Miss.; attempted 60

**MOST REBOUNDS:** 71 vs. Blue Mountain, Nov. 24, 2008 in Florence

**MOST PERSONAL FOULS:** 37 vs. UT-Martin, Feb 28, 1984 in Martin, Tenn.

**FEWEST PERSONAL FOULS:** 7 vs. Athens State, Jan 18, 1989, in Athens.

**MOST PERSONAL FOULS, OPPONENT:** 43 by Delta State, Jan 24, 1983 in Cleveland, Miss.

**FEWEST PERSONAL FOULS, OPPONENT:** 8 by St. Bernard, Dec 15, 1948 in Florence.; 8 by Southern Utah, March 18, 2023 in Daytona Beach, Fla.

**MOST FOULS, BOTH TEAMS:** 63 (UNA 27, Union 36), Dec 8, 1973 in Florence: and (UNA 20, Delta State 43), Jan 24, 1983 in Cleveland, Miss.

## SINGLE SEASON

**MOST GAMES PLAYED:** 36 in 2007-08, won 27, lost 9.

**MOST VICTORIES:** 29 in 1991, lost 4.

**MOST DEFEATS:** 18 in 1956, won 6.

**FEWEST GAMES PLAYED:** 20 in 1955, won 8, lost 12.

**FEWEST DEFEATS:** 4 in 1991, won 29.

**MOST ACC WINS, REGULAR SEASON:** 9 in 1971, lost 5.

**MOST ACC WINS, INCLUDING TOURNAMENT:** 11 in 1971, lost 6.

**FEWEST ACC WINS, OVERALL:** 3 in 1965, lost 9.

**MOST GSC WINS, REGULAR**

**SEASON :** 12 in 1991, lost 4.

**MOST GSC WINS, INCLUDING TOURNAMENT:** 13 in 1984, lost 4.

**FEWEST GSC WINS, OVERALL:** 3 in 1983, lost 11.

**MOST ASUN WINS, REGULAR SEASON:** 10 in 2022-23, lost 8.

**MOST ASUN WINS, INCLUDING TOURNAMENT:** 10 in 2022-23, lost 9.

**FEWEST ASUN WINS, OVERALL:** 2 in 2021-22, lost 14.

**LONGEST WIN STREAK:** 14 from Dec. 2, 1991 to Jan. 27, 1992.

**LONGEST LOSING STREAK:** 9 from Dec. 7, 1964 to Jan. 16, 1965.

**MOST POINTS:** 3,131 in 36 games, 2007-08, 87.0 average.

**FEWEST POINTS:** 1,367 in 20 games, 1955, 68.4 average.

**HIGHEST SCORING AVERAGE:** 92.0 in 24 games, 1971.

**LOWEST SCORING AVERAGE:** 59.8 in 25 games, 1949.

**HIGHEST WINNING PERCENTAGE:** 87.9 in 1991, won 29, lost 4.

**LOWEST WINNING PERCENTAGE:** 25.0 in 1956, won 6, lost 18.

**MOST FIELD GOAL ATTEMPTS:** 2,387 in 36 games, 2007-08, made 1,120 for 49.6 percent.

**MOST FIELD GOALS MADE:** 1,070 in 33 games, 1991, attempted 2,156 for 46.9 percent.

**HIGHEST FIELD GOAL**

**PERCENTAGE:** 55.6 in 34 games, 1984, made 1,056 in 1,900 attempts.

**MOST THREE-POINT FIELD GOAL ATTEMPTS:** 834 in 36 games, 2007-08, made 319.

**MOST THREE-POINT FIELD GOALS MADE:** 319 in 36 games, 2007-08, attempted 834.

**HIGHEST THREE-POINT FIELD GOAL PERCENTAGE:** 44.4 in 31 games, 1988, made 194 of 437.

**MOST THREE-POINT FIELD GOAL ATTEMPTS, OPPONENT:** 750 in 336 games, 2007-08, made 237.

**MOST THREE-POINT FIELD GOALS MADE, OPPONENTS:** 246 in 33 games, 2022-23, attempted 722.

**BEST THREE-POINT FIELD GOAL PERCENTAGE, OPPONENT:** 40.5 in 19 games, 1986 made 81 of 200.

**MOST FREE THROW ATTEMPTS:** 1,046 in 33 games, 1991, made 719 for 68.7 percent.

**MOST FREE THROWS MADE:** 719 in 33 games, 1991 attempted 1046 for 68.7 percent.

**HIGHEST FREE THROW**

**PERCENTAGE:** 74.0 in 1964, made 407 in 550 attempts: 74.0 in 2006-07, made 498 in 673 attempts.

**MOST REBOUNDS:** 1,484 in 36 games, 2007-08.

**BEST REBOUND AVERAGE:** 47.9 in 23 games, 1972.

**MOST PERSONAL FOULS:** 709 in 34 games, 1984.

**FEWEST PERSONAL FOULS:** 385 in 21 games, 1973.

**MOST POINTS ALLOWED**

**OPPONENTS:** 2,796 in 36 games, 2007-08, 77.7 average.

**FEWEST POINTS ALLOWED**

**OPPONENTS:** 1,325 in 25 games, 1949, 53.0 average.

**OPPONENT'S LOWEST SCORING AVERAGE:** 43.0 in 25 games, 1949, 1,325 points.

**OPPONENT'S HIGHEST SCORING AVERAGE:** 87.3 in 23 games, 1967, 2,088 points.

**MOST GAMES SCORING 100 OR MORE POINTS:** 9 in 1971.

**MOST HOME WINS:** 19 in 1984, lost 1.

**FEWEST HOME LOSSES:** 0 in 1977, won 17.

# LION DIVISION I RECORDS (SINCE 2018-19)

## INDIVIDUAL SINGLE GAME

**MOST POINTS:** 32 by Daniel Ortiz vs. North Florida on Jan 28, 2023. 11 FGM

**MOST POINTS, HALF:** 21 by Daniel Ortiz vs. North Florida on Jan 28, 2023.

**MOST FIELD GOAL ATTEMPTS:** 28 by Daniel Ortiz vs. Central Arkansas on Feb 23, 2022, made 9.

**MOST FIELD GOALS MADE:** 11 by Christian Agnew at Jacksonville on Jan 16, 2019; by Mervin James at North Florida on Feb 15, 2020; by Daniel Ortiz vs Central Arkansas on Jan 21, 2023; by Daniel Ortiz vs North Florida on Jan 28, 2023; by Jacari Lane vs Austin Peay on Feb 9, 2023; by Jacari Lane vs Eastern Kentucky on Feb 22, 2024.

**MOST THREE-POINT FIELD GOAL ATTEMPTS:** 14 by Daniel Ortiz vs. Central Arkansas, Feb. 23, 2022, in Florence, made 9.; 14 by Daniel Ortiz vs. North Florida, Jan 28, 2023 in Florence, made 10

**MOST THREE-POINT FIELD GOALS MADE:** 10 by Daniel Ortiz vs. North Florida, Jan 28, 2023, in Florence, attempted 14.

**MOST FREE THROW ATTEMPTS:** 16 by KJ Johnson vs. Jacksonville on Feb 10, 2024.

**MOST FREE THROWS MADE:** 14 by Jamari Blackmon vs. Jacksonville State on Dec 1, 2018 in Florence, attempted 15; 14 by KJ Johnson vs. Kennesaw State on Jan 24, 2024, attempted 15.

**MOST REBOUNDS:** 19 by Emanuel Littles vs. Crowley's Ridge on Dec. 17, 2020 in Florence.

**BEST FIELD GOAL PERCENTAGE:** (minimum 10 attempts) 84.6 by Jacari Lane, 11-for-13, vs Austin Peay, Feb. 2, 2023

**BEST THREE-POINT FIELD GOAL PERCENTAGE:** (min. 5 att.) 100.0 by Daniel Ortiz vs. Blue Mountain, Nov 14, 2022, made 5 of 5

**BEST FREE THROW PERCENTAGE:** (min. 10 att.) 100.0 by Jamari Blackmon vs. Lipscomb on March 1, 2009 in Florence, made 10 of 10; 100.0 by KJ Johnson at Mississippi Valley State on Nov 18, 2022 in Itta Bena, Miss, made 10 of 10

**MOST ASSISTS:** 11 by Jacari Lane vs Kansas State on Dec 2, 2023.

**MOST BLOCKED SHOTS:** 5 by Damian Forrest at Eastern Kentucky on Feb. 18, 2023 in Richmond, Ky.

## INDIVIDUAL SINGLE SEASON

**MOST GAMES PLAYED:** 33 by Jacari Lane, Will Soucie, Damian Forrest, Detalian Brown and Daniel Ortiz, 2022-23.

**MOST GAMES STARTED:** 33 by Will Soucie, Damian Forrest and Daniel Ortiz, 2022-23.

**MOST POINTS:** 489 by Daniel Ortiz in 33 games, 2022-23.

**HIGHEST SCORING AVERAGE:** 14.8 by Daniel Ortiz, 2022-23, 489 points in 33 games.

**MOST REBOUNDS:** 279 by Emanuel Littles in 27 games, 2019-20.

**BEST REBOUND AVERAGE:** 10.3 by Emanuel Littles, 2019-20, 279 in 27 games.

**MOST FIELD GOAL ATTEMPTS:** 421 by Jamari Blackmon, 2018-19, made 137 in 32 games.

**MOST FIELD GOALS MADE:** 170 by Daniel Ortiz, 2022-23, attempted 397 in 33 games.

**HIGHEST FIELD GOAL PERCENTAGE:** 62.9 by Cameron Diggs, 2018-19, made 44 of 70 in 26 games.

**MOST THREE-POINT FIELD GOAL ATTEMPTS:** 257 by Daniel Ortiz, 2022-23, made 105 in 33 games.

**MOST THREE-POINT FIELD GOALS MADE:** 105 by Daniel Ortiz, 2022-23, 257 attempts in 33 games.

**HIGHEST THREE-POINT FIELD GOAL PERCENTAGE:** (min. 1 per team game) 46.2 by Will Soucie, 2023-24, made 24 of 52 in 32 games.

**MOST FREE THROWS ATTEMPTED:** 181 by KJ Johnson, 2023-24, made 140 in 29 games.

**MOST FREE THROWS MADE:** 140 by KJ Johnson, 2023-24, attempted 181 in 29 games.

**HIGHEST FREE THROW PERCENTAGE:** 94.7 by Dallas Howell, 2023-24, made 18 of 19 in 27 games.

**MOST PERSONAL FOULS:** 110 by Mervin James in 30 games, 2019-20.

**MOST TIMES TO FOUL OUT:** 7 by Mervin James in 32 games, 2019-20. 7 by Damian Forrest in 31 games, 2023-24

**MOST ASSISTS:** 122 by Jacari Lane in 2023-24, in 32 games

**MOST BLOCKED SHOTS:** 41 by Damian Forrest 2022-23, in 33 games.

**MOST STEALS:** 56 by Jamari Blackmon in 2018-19, in 32 games.



KJ Johnson

# LION DIVISION I RECORDS (SINCE 2018-19)

## TEAM SINGLE GAME

**MOST POINTS:** 109 vs. Rust (65), Dec 7, 2023 in Florence.

**MOST POINTS, BOTH TEAMS:** 208 (UNA 103, UT Martin 105 in 2OT) Nov 22, 2023 in Martin, Tenn.

**MOST POINTS AT HOME:** 109 vs. Rust (65), Dec 7, 2023 in Florence.

**MOST POINTS AWAY:** 103 at UT Martin (103) (2OT), Nov 22, 2023 in Martin, Tenn.

**MOST POINTS HALF:** 60 vs Oakwood, Nov. 7, 2022 at home

**FEWEST POINTS:** 44 at Auburn (70), Dec 14, 2021 in Auburn, Ala.

**WIDEST VICTORY MARGIN:** 67 (UNA 107, Carver 40), Dec 6, 2020: in Florence.

**WORST DEFEAT:** 45 (UNA 51, #7 Gonzaga 96) Dec 28, 2018 in Spokane, Wash.

**MOST POINTS ALLOWED:** 107 by Queens, Jan 14, 2023 in Charlotte, N.C.

**MOST FIELD GOAL ATTEMPTS:** 80 vs. Crowley's Ridge (made 36) Dec 17, 2020 in Florence; and Carver (made 40) Dec 5, 2021 in Florence.

**MOST FIELD GOALS MADE:** 41 vs. Oakwood Nov 7, 2022 in Florence. attempted 71 for a 63.4 percentage.

**BEST FIELD GOAL PERCENTAGE, HALF:** 70.0 vs. Rust, Dec. 7, 2023 in Florence; attempted 30, made 21 (2nd Half)

**BEST FIELD GOAL PERCENTAGE, GAME:** 63.4 vs. Oakwood, Nov 7, 2023 in Florence; attempted 71, made 45.

**MOST THREE-POINT FIELD GOAL ATTEMPTS:** 42 vs Carver, Dec 5, 2021, in Florence; made 18; vs. Lipscomb, Jan 4, 2022 in Nashville; made 13.

**MOST THREE-POINT FIELD GOALS MADE:** 18 vs. Carver, Dec. 5, 2021, in Florence, attempted 42.

**BEST THREE-POINT FIELD GOAL PERCENTAGE:** (Min. 8 att.) 70.0 vs. North Florida, Jan 28, 2023, in Florence, made 14 of 20.

**MOST THREE-POINT FIELD GOAL ATTEMPTS, OPPONENT:** 34 by Central Arkansas, Jan 18 2023, in Conway, Ark.; made 13;

**MOST THREE-POINT FIELD GOALS MADE, OPPONENT:** 16 by Liberty, Feb 23, 2021, in Lynchburg, Va, (att. 33).

**BEST THREE-POINT FIELD GOAL PERCENTAGE, OPPONENT:** 61.9 by UC Santa Barbara, Nov 23, 2022, in Isla Vista, Calif.; made 13 of 21.

**MOST FREE THROW ATTEMPTS:** 45 vs. Indiana, Nov 12, 2019 in Bloomsburg, Ind.: made 37.

**MOST FREE THROWS MADE:** 37 vs. Indiana, Nov 12, 2019 in Bloomsburg, Ind.; attempted 45

**MOST REBOUNDS:** 65 vs. Crowley's Ridge, Dec. 17, 2020 in Florence

**MOST PERSONAL FOULS:** 31 vs. Indiana, Nov 12, 2019 in Bloomsburg, Ind.

**FEWEST PERSONAL FOULS:** 8 at Eastern Kentucky, Feb 28, 2023, in Richmond, Ky.

**MOST PERSONAL FOULS, OPPONENT:** 29 by Jacksonville, Jan 22, 2021 in Florence.

**FEWEST PERSONAL FOULS, OPPONENT:** 8 by Southern Utah, March 18, 2023 in Daytona Beach, Fla.

**MOST FOULS, BOTH TEAMS:** 57 (UNA 30, South Carolina 27), Nov 6, 2019 in Columbia, S.C.



Jacari Lane



Damian Forrest





# UNA YEAR-BY-YEAR TEAM STATISTICS

Year	UNA FG	OPP FG	UNA 3-PT	OPP 3-PT	UNA FT	OPP FT	UNA Pts AVG	OPP Pts AVG	UNA Reb AVG	OPP Reb AVG
<i>Under Ed Billingham</i>										
1948-49							59.8	43.0		
1949-50							63.5	57.6		
1950-51	38.3				60.9		70.4	66.0		
1951-52							66.1	68.6		
1952-53					56.2		71.3	79.4		
1953-54	36.1				51.4		66.1	71.2		
1954-55							68.3	72.7		
1955-56	38.0				63.7		74.8	83.0		
1956-57							68.1	72.4		
1957-58							72.6	74.0		
1958-59							71.0	75.0		
1959-60							77.0	72.8		
1960-61							76.6	74.2		
1961-62							84.3	78.6		
1962-63							81.6	82.9		
1963-64					74.0		80.1	83.5		
1964-65							77.4	82.7		
1965-66							78.9	85.4		
1966-67							78.8	87.3		
1967-68	38.6	50.0			69.2	70.0	76.1	83.3	31.8	34.4
1968-69	46.3	46.3			72.1	68.7	82.0	86.0	40.5	41.0
1969-70	46.0				72.2		84.1	84.3	40.6	
1970-71	49.2	43.1			70.4	68.8	92.0	81.9	43.5	37.0
1971-72	42.5	44.1			65.3	61.7	85.6	85.3	47.9	40.0
<i>Under Bill E. Jones</i>										
1972-73	51.3	44.4			71.0	70.2	80.3	78.7	48.4	33.7
1973-74										
<i>Under Bill L. Jones</i>										
1974-75										
1975-76	45.3	41.3			66.1	71.6	71.4	65.1	45.2	37.8
1976-77	47.2	46.4			65.4	68.7	79.3	72.0	43.1	36.6
1977-78	47.0	45.7			66.7	70.4	74.2	69.9	41.7	35.2
1978-79	51.7	47.2			71.0	69.4	80.1	74.7	40.9	35.0
1979-80	48.5	46.4			48.0	66.8	76.3	71.8	42.7	34.6
1980-81	51.9	44.5			68.7	68.3	71.7	67.7	38.0	32.0
1981-82	51.3	44.7			70.9	66.3	74.4	71.8	39.8	33.1
1982-83	50.0	48.0			64.4	70.2	73.4	71.3	39.8	33.6
1983-84	55.6	48.9			65.8	67.9	78.2	68.5	36.7	28.6
1984-85	49.3	46.8			64.8	68.5	68.8	63.9	35.0	31.2
1985-86	47.1	47.3		40.5	67.2	68.8	76.4	72.2	40.2	33.8
1986-87	49.6	44.6	41.3	37.1	68.9	67.7	83.1	73.1	39.1	36.8
1987-88	50.8	46.6	44.4	32.9	70.2	70.3	78.1	75.7	35.3	33.4
<i>Under Gary Elliott</i>										
1988-89	50.9	44.7	39.2	38.1	72.5	67.7	83.4	77.9	38.9	34.7
1989-90	50.2	45.4	34.9	38.7	69.3	66.7	90.4	79.5	43.5	36.2
1990-91	49.6	42.7	35.6	30.3	68.7	69.3	91.8	79.5	43.1	38.5
1991-92	47.3	44.3	35.0	31.1	61.2	66.5	84.8	78.1	43.2	39.5
1992-93	46.8	45.7	32.8	34.9	60.5	65.1	83.2	81.5	43.5	38.7
1993-94	47.9	43.5	36.2	33.3	72.0	68.5	83.2	75.2	39.1	38.7
1994-95	44.0	43.8	35.7	37.0	70.5	64.9	78.8	73.9	42.0	35.6
1995-96	47.9	43.5	36.2	33.3	72.0	68.5	83.2	75.2	39.1	35.9
1996-97	43.4	43.2	27.0	33.6	62.5	69.5	73.6	70.6	40.1	37.1
1997-98	40.8	45.0	30.9	32.2	67.6	66.3	71.8	76.0	39.3	40.2
1998-99	45.1	43.1	30.5	32.2	62.5	62.0	75.2	72.7	40.9	38.3
1999-00	41.9	39.9	30.4	28.7	62.8	63.0	74.9	73.6	39.9	40.2

# UNA YEAR-BY-YEAR TEAM STATISTICS

Year	UNA FG	OPP FG	UNA 3-PT	OPP 3-PT	UNA FT	OPP FT	UNA Pts AVG	OPP Pts AVG	UNA Reb AVG	OPP Reb AVG
2000-01	47.4	43.3	41.4	30.5	75.3	65.6	80.7	65.3	37.7	34.0
2001-02	42.1	45.5	30.6	33.6	67.2	68.9	72.9	74.0	37.0	38.4
2002-03	45.0	41.5	26.5	30.4	69.6	69.7	77.4	73.9	40.6	39.6
<i>Under Bobby Champagne</i>										
2003-04	41.2	43.8	33.2	35.8	64.4	63.0	71.8	73.6	40.6	39.1
2004-05	43.3	48.5	34.6	36.2	63.1	67.0	78.5	80.9	38.3	39.9
2005-06	50.0	47.6	39.7	35.3	68.6	69.2	87.4	84.9	37.3	35.8
2006-07	47.3	47.2	38.9	36.1	74.0	65.8	85.2	83.2	37.9	38.2
2007-08	46.9	43.7	38.2	31.6	70.9	64.5	87.0	77.7	41.2	37.9
2008-09	44.1	46.8	32.8	33.6	71.8	66.7	78.9	75.1	37.4	38.3
2009-10	46.8	47.3	36.6	35.6	67.3	65.5	80.4	79.9	34.3	39.7
2010-11	44.7	46.7	37.1	36.7	66.9	73.5	77.3	79.5	34.4	37.3
2011-12	41.3	43.1	34.8	27.9	68.9	70.4	74.3	71.4	37.8	40.6
2012-13	40.5	42.9	31.7	31.9	72.3	65.7	78.1	71.9	41.5	39.2
2013-14	45.3	44.3	36.3	32.5	71.7	66.1	86.5	79.5	40.4	39.6
2014-15	45.6	44.1	34.1	35.4	69.5	71.1	78.5	78.7	36.0	36.1
2015-16	43.2	47.2	34.1	32.2	74.7	67.6	85.0	86.8	39.0	39.8
2016-17	42.7	47.6	33.3	38.2	71.7	72.4	81.4	82.7	38.1	38.6
2017-18	45.4	44.7	38.4	34.5	64.8	73.0	82.5	79.6	42.2	34.8
<i>Under Tony Pujol</i>										
2018-19	38.9	45.3	29.8	34.7	67.4	70.2	67.0	73.7	36.6	37.5
2019-20	42.6	43.8	34.0	33.6	68.9	69.8	68.7	69.7	35.8	34.4
2020-21	42.8	41.9	33.7	34.1	74.5	68.9	73.2	69.4	39.0	35.0
2021-22	39.5	42.3	31.5	32.4	75.3	69.4	69.4	68.5	36.2	38.9
2022-23	45.8	44.2	37.0	36.6	70.9	71.3	74.1	74.3	34.7	35.9
2023-24	44.4	44.5	36.2	35.0	76.8	72.3	76.5	76.1	35.4	35.5



# LION SCORING LEADERS

## ALL-TIME SINGLE GAME SCORING LEADERS

### SINGLE GAME SCORING

55 - Larry Smith vs. St. Bernard, 1971  
46 - Dabbs Earnest vs. Troy State, 1962  
43 - Milton Nance vs. Arkansas Tech, 2007  
42 - Louis Newsome vs. Aub-Mont., 1988  
41 - James Stone vs. Lincoln University, 1998  
40 - Corey Williams vs. Delta State, 1996  
40 - Steve Martin vs. Miss. College, 1990  
40 - Tommy Ledbetter vs. Alabama A&M, 1970  
39 - Nate Morris vs. Baptist Christian, 1993  
38 - Otis Boddie vs. Nicholls State, 1979  
38 - Dabbs Earnest vs. Troy State, 1962  
37 - Steve Martin vs. Ala.-Huntsville, 1990  
37 - Doug Key vs. Lambuth, 1965  
36 - Dabbs Earnest vs. Austin Peay, 1962  
36 - Tommy Barnes vs. UT-Chattanooga, 1966  
35 - Milton Nance vs. Ala.-Huntsville, 2007  
35 - Sam Hardy vs. Lambuth, 1952  
35 - Doug Key vs. UT-Martin, 1964  
35 - Jimmy Jones vs. Livingston, 1972  
35 - Otis Boddie vs. Delta State, 1978  
35 - Greg Tyon vs. Dillard, 1982  
35 - Rashaun Claiborne vs. St. Joseph's, 2013  
35 - Dimario Jackson vs. West Georgia, 2015  
35 - John Fletcher vs. Ala.-Huntsville, 2016  
34 - Thomas Fraise vs. Arkansas Tech, 2009  
34 - Buck Williams vs. Troy State, 1987  
34 - Sam Hardy vs. Union, 1952  
34 - Joe Edwards vs. David Lipscomb, 1962  
34 - Dabbs Earnest vs. Livingston, 1962  
34 - Doug Key vs. Livingston, 1964  
34 - Doug Key vs. Middle Tennessee, 1965  
34 - Don Faint vs. Huntingdon, 1971  
34 - Scott Herbert vs. Jacksonville St., 1971  
34 - Jimmy Jones vs. Troy State, 1972  
34 - Larry Kowalski vs. Union, 1974  
34 - Daviel Clements vs. Henderson State, 2009  
33 - Kendarius Smith vs. Carver Bible, 2017  
33 - Thomas Fraise vs. Rollins, 2009  
33 - Allen Williams vs. Troy State, 1991  
33 - Carl Wilmer vs. Troy State, 1991  
33 - Allen Williams vs. Valdosta State, 1990  
33 - Ray Collins vs. UT-Martin, 1949  
33 - Doug Key vs. UT-Martin, 1964  
33 - Connie Vaughn vs. Troy State, 1975  
33 - Robert Harris vs. C. Missouri St., 1984  
33 - Carl Wilmer vs. Morehouse, 1991  
32 - Daniel Ortiz vs North Florida, 2023  
32 - Johnell Ginnie vs. Union, 2017  
32 - Quinn Beckwith vs. Delta State, 2007  
32 - Milton Nance vs. Nova Southeastern, 2007  
32 - Milton Nance vs. Harding, 2007  
32 - Milton Nance vs. Lincoln Memorial, 2006  
32 - Corey Williams vs. Tex. A&M Kingsville, 1996  
32 - Corey Williams vs. Indianapolis, 1996  
32 - Otis Boddie vs. Tuskegee, 1980  
32 - Otis Boddie vs. Shorter College, 1979  
32 - Joe Shaw vs. Livingston, 1954  
32 - John Bostick vs. Jacksonville St., 1955

32 - Dabbs Earnest vs. Troy State, 1961  
32 - Tommy Dodd vs. Livingston, 1965  
32 - Doug Key vs. Jacksonville St., 1965  
32 - Tommy Barnes vs. Livingston, 1966  
32 - Jimmy Jones vs. St. Bernard, 1972  
32 - Willie West vs. Lambuth, 1974  
32 - Greg Tyon vs. Dillard, 1981  
32 - Milton Nance vs. West Alabama, 2007  
32 - Rory Miller vs. Concordia-Selma, 2010  
32 - Wes Long vs. West Alabama, 2011  
31 - KJ Johnson at Eastern Kentucky, 2023  
31 - Daniel Ortiz vs Central Arkansas, 2022  
31 - Kenny Gamble vs. Lane College, 1999  
31 - Anthony Candlish vs. Miss. College, 1993  
31 - Eartis Bridges vs. Delta State, 1992  
31 - Steve Martin vs. Lane College, 1990  
31 - Steve Martin vs. Jacksonville State, 1989  
31 - Louis Newsome vs. Jacksonville State, 1988  
31 - Otis Boddie vs. C. Missouri St., 1980  
31 - Otis Boddie vs. Nicholls State, 1979  
31 - Sam Logan vs. Tennessee-Martin, 1986  
31 - Joe Shaw vs. Livingston, 1954  
31 - Winfrey Sanderson vs. Jacksonville St., 1958  
31 - Otis Boddie vs. Valdosta State, 1979  
31 - Don Heidorn vs. Christian Brothers, 1958  
31 - Dabbs Earnest vs. Bethel College, 1961  
31 - Dabbs Earnest vs. Livingston, 1962  
31 - Dabbs Earnest vs. Belmont, 1962  
31 - Jim Ledbetter vs. Lambuth, 1963  
31 - Scott Herbert vs. Troy State, 1971  
31 - Tommy Ledbetter vs. Belmont, 1971  
31 - Louis Conner vs. Jacksonville St. 1973  
31 - Donell Brundidge vs. Jacksonville St., 1974  
31 - Otis Boddie vs. Lambuth, 1977  
31 - Greg Epps vs. Sam Houston State, 1985  
31 - Casey Holt vs. Concordia-Selma, 2008  
31 - Casey Holt vs. Arkansas Tech, 2008  
31 - Jared Strobe vs. Ouachita Baptist, 2009  
31 - Ricky Davison vs. Concordia-Selma, 2011  
30 - Esmir Guzonjic vs. Christian Brothers, 2007  
30 - Thomas Fraise vs. Benedict, 2008  
30 - Casey Holt vs. Montevallo, 2008  
30 - Casey Holt vs. Delta State, 2008  
30 - Casey Holt vs. Blue Mountain, 2008  
30 - Rory Miller vs. West Florida, 2010  
30 - Ricky Davison vs. West Alabama, 2011  
30 - Theron Jenkins vs. West Florida, 2012  
30 - Beaumont Beasley vs. West Alabama, 2012  
30 - Nathan Spehr vs. West Georgia, 2015

## DIVISION I SINGLE GAME SCORING LEADERS

32 - Daniel Ortiz vs North Florida, 2023  
31 - KJ Johnson at Eastern Kentucky, 2023  
31 - Daniel Ortiz vs Central Arkansas, 2022  
29 - Jacari Lane vs Austin Peay, 2023  
29 - Daniel Ortiz vs Central Arkansas, 2023  
29 - Daniel Ortiz at FGCU, 2022  
28 - Jacari Lane vs Morehead State, 2024  
27 - Jacari Lane vs Stetson, 2023  
27 - Daniel Ortiz at Jacksonville State, 2022  
27 - Daniel Ortiz vs Lipscomb, 2022  
27 - Jamari Blackmon at Jacksonville, 2020  
26 - Jacari Lane vs Jacksonville State, 2023  
26 - Christian Agnew at Jacksonville, 2019  
26 - Jamari Blackmon at South Dakota St, 2019  
26 - Jamari Blackmon at Louisiana Tech, 2019  
26 - Payton Youngblood vs FGCU, 2021

# LION SCORING LEADERS

## ALL-TIME SEASON LEADERS

### SEASON 600-POINT CLUB

PLAYER	YEAR	G	PTS	AVG
Casey Holt	2008	36	640	17.8
Dabbs Earnest	1962	26	625	24.0
Rashaun Claiborne	2014	33	607	18.4
Milton Nance	2007	28	606	21.6

### SEASON 500-POINT CLUB

PLAYER	YEAR	G	PTS	AVG
Otis Boddie	1979	31	597	19.3
Corey Williams	1996	31	584	18.8
Jared Strobe	2010	29	575	19.8
Steve Martin	1990	28	572	20.4
Doug Key	1965	24	544	22.7
Thomas Fraise	2008	35	538	15.4
Dabbs Earnest	1961	28	508	18.1
Allen Williams	1991	32	517	16.2
Rory Miller	2010	29	514	17.7
Esmir Guzonjic	2007	28	508	18.1
Carl Wilmer	1991	33	505	15.3
Thomas Fraise	2009	28	500	17.9

### SEASON 400-POINT CLUB

PLAYER	YEAR	G	PTS	AVG
Otis Boddie	1980	29	499	17.2
A.J. Gordon	2006	28	499	17.8
Kenny Johnson	2008	36	497	13.8
Louis Newsome	1988	29	491	16.9
Maurice Stafford	1984	34	491	14.4
Daviel Clements	2011	29	491	16.9
Daniel Ortiz	2023	33	489	14.8
Don Shotts	1956	24	489	20.4
Otis Boddie	1977	31	485	15.6
Rudy Williams	2003	28	482	17.2
Perry Oden	1979	31	478	15.4
Nathan Spehr	2016	29	476	16.4
Desmond Greer	1996	32	475	14.8
Joe Edwards	1961	28	474	16.9
John Fletcher	2016	29	472	16.3
Bobby Davis	1996	32	471	14.7
Jacari Lane	2024	32	471	14.7
Jamari Blackmon	2019	32	467	14.6
Tony Dorsey	1991	33	467	14.2
Buck Williams	1988	30	467	15.6
Ricky Davison	2011	29	467	16.1
Dimario Jackson	2017	29	466	16.1
Coleman Crawford	1975	24	466	19.4
Jimmy Jones	1972	23	460	20.0
Kenny Gamble	1999	24	459	19.1
A.J. Gordon	2005	27	457	16.9
Tommy Ledbetter	1970	24	454	18.9
Harris Lendor	1995	28	445	15.9
Tommy Ledbetter	1971	24	444	18.5
Bruce Adams	2014	32	442	13.8
Quinn Beckwith	2007	29	442	15.2
Doug Key	1964	23	441	22.7
Kendall Stafford	2018	28	438	15.6
Dabbs Earnest	1960	25	438	17.5
Beaumont Beasley	2012	27	437	16.2
Theron Jenkins	2012	27	436	16.1
Kenny Johnson	2009	28	435	15.5
Daniel Ortiz	2022	30	432	14.4
Calvin Dade	2015	29	432	14.9
Richard Hartry	1977	30	432	14.4
Maurice Stafford	1983	29	431	14.9
Larry Smith	1971	24	429	17.9
Eartis Bridges	1992	28	427	15.3
Buck Williams	1989	27	426	15.8
Jacari Lane	2023	33	419	12.7

Kendall Stafford	2018	27	418	15.5
Quinn Beckwith	2008	26	418	16.1
Kevin Simmons	1991	33	417	12.6
Johnny Buckmon	1981	31	415	13.4
Milton Nance	2006	28	414	14.8
Robert Harris	1984	33	413	12.5
Louis Newsome	1989	27	410	15.2
Curtis Davis	1994	30	409	13.6
KJ Johnson	2024	29	408	14.1
Allen Williams	1990	28	407	14.5
Chad Jones	2003	27	406	15.0
Don Heidorn	1960	25	405	16.2
Nate Morris	1993	26	403	15.5
Winfrey Sanderson	1958	22	403	18.3
Sam Hardy	1950	25	403	16.1
Reprobatus Bibbs	2005	28	403	14.4
Kendarius Smith	2018	28	402	14.4
Tommy Barnes	1967	23	402	17.5
Nathan Spehr	2014	33	401	12.2
Nate Morris	1994	30	400	13.3

### SEASON 300-POINT CLUB

PLAYER	YEAR	G	PTS	AVG
Ricky Johnson	1991	33	398	12.1
Harris Lendor	1996	32	397	12.4
Jimmy Armstrong	1977	31	396	12.8
Kendarius Smith	2018	27	395	14.6
Kendarius Smith	2019	31	392	12.3
Rashaun Claiborne	2013	28	392	14.0
Steve Martin	1989	27	391	14.5
Larry Smith	1970	24	389	16.2
Coleman Crawford	1974	23	389	16.9
Sam Hardy	1952	22	388	17.6
Jermain Willform	1994	29	388	13.4
Ricky Duff	2002	25	386	15.4
Otis Boddie	1978	26	384	14.8
Freddie Copeland	1977	31	384	12.4
Greg Epps	1985	27	384	14.2
Christian Agnew	2020	30	383	12.8
Eartis Bridges	1993	26	381	14.6
Chad Jones	2004	24	381	15.9
Scott Herbert	1971	24	381	15.9
KJ Johnson	2023	31	380	12.3
Bilal Richardson	2016	29	380	13.1
Erric Smith	1992	28	380	13.6
Fred Stafford	1991	33	377	11.4
Andy Bolding	1967	23	377	16.4
Richard Hartry	1976	25	375	15.0
Horace Warren	1983	29	375	12.9
Bruce Adams	2013	26	374	14.4
Waide Franklin	1995	27	374	13.9
DeAndre Hersey	2013	28	373	13.3
Ricky Johnson	1990	28	373	13.3
Jamari Blackmon	2020	30	372	12.4
Tommy Tumlinson	1957	25	372	14.9
Reprobatus Bibbs	2006	24	372	15.5
Marcus Landry	2011	29	369	12.7
Dimario Jackson	2016	26	368	14.2
Beaumont Beasley	2011	29	368	12.7
Greg Tyon	1983	29	366	12.6
Luther Tiggs	1988	31	361	11.7
Anthony Reid	1988	31	361	11.7
Tommy Minor	1984	34	361	10.6
Esmir Guzonjic	2006	29	361	12.4
"Bugs" Johnson	1949	25	359	14.6
Steve Martin	1987	23	359	15.6
Isaac Gay	2008	35	359	10.3
Buck Williams	1987	27	358	13.3
Connie Vaughn	1975	24	358	14.9
Ross Feltman	1959	25	354	14.2

Brandon Herman	2015	27	353	13.1
Danny Anderson	2003	27	353	13.1
Maurice Crowley	2000	29	353	12.2
Ron Darby	1978	26	353	13.6
Don Heidorn	1959	25	352	14.1
James Stone	1998	25	350	14.0
Damian Grant	1998	26	349	13.4
Wendyl Daniel	1993	26	349	13.4
Fred Thomas	1957	24	349	14.5
Jere Vucica	2015	29	348	12.0
Don Faint	1971	24	348	14.5
Sam Hardy	1951	22	347	15.8
Greg Tyon	1982	25	347	13.9
Ray Collins	1949	24	346	14.4
Stephen Woodson	1995	28	345	12.3
Jim Ledbetter	1963	22	344	15.6
John Bostick	1956	24	343	14.3
Winford Smith	1950	25	342	13.7
Gerald Lavender	1980	31	341	11.0
Kendall Stafford	2019	32	339	10.6
Austin Timms	2017	29	339	11.7
Steve Thrasher	1961	28	338	12.0
Jeff Hodge	2018	28	337	12.0
Tom Rains	1964	24	337	14.0
Larry Smith	1968	22	335	15.2
Charles Cunningham	1972	23	335	14.6
Ronald Estes	1951	22	334	15.2
Ron Darby	1979	31	333	10.7
Scott Herbert	1970	24	333	13.9
Pervis Key	2005	28	333	11.9
Lionel Sackey	2000	29	332	11.4
Jeff Hodge	2018	27	331	12.3
Sam Logan	1985	27	331	12.2
Gerald Lavender	1979	31	330	10.6
Hoyt Staggs	1961	28	329	11.8
Maurice Crowley	2001	27	329	12.2
Philip Perre	2002	24	329	13.7
Calvin Dade	2014	33	329	10.0
Sharwyn McGee	2018	27	328	12.1
Christian Agnew	2019	29	327	11.3
Sam Logan	1986	27	327	12.1
Don Faint	1969	21	325	15.5
Larry Smith	1969	19	324	17.0
Jarelle Redden	2009	28	324	11.6
Mervin James	2021	23	323	14.0
Tavaras Tolliver	2018	27	323	12.0
Warrick Mastin	2012	27	322	11.9
Damian Forrest	2024	31	322	10.4
Austin Timms	2016	29	321	11.1
Gene Crocker	1964	24	320	13.3
Albert Owens	1982	24	320	13.3
Louis Conner	1972	23	318	13.8
Robert Taylor	1981	29	317	10.9
Robert Harris	1985	27	316	11.7
Greg Grimsley	1997	26	313	12.0
Johnny Buckmon	1980	31	313	10.1
Andrew Chesney	2008	36	313	8.7
Freddie Copeland	1976	25	312	12.5
Sharwyn McGee	2018	26	310	11.9
Sherra Whetstone	1998	26	310	11.9
Eddie Frost	1961	28	310	11.1
Ricky Johnson	1992	28	308	11.0
Ronnie Romine	1959	25	308	12.3
Greg Epps	1986	26	303	11.6
Horace Warren	1984	34	303	8.9
Tavaras Tolliver	2018	26	302	11.6
Don Shotts	1955	20	302	15.1
Donnell Brundidge	1974	23	302	13.1
Connie Vaughn	1976	25	302	12.1
Greg Tyon	1984	34	300	8.8

# 1,000 POINT CLUB

## 1. OTIS BODDIE (1977-1980) 1,963 POINTS

YEAR	G	FG-FGA	PCT	FT-FTA	PCT TP	AVG	REB	AVG	
1976-77	31	201-416	48.3	83-114	72.8	485	15.6	163	5.3
1977-78	26	145-341	42.5	92-131	70.2	382	14.8	141	5.4
1978-79	31	224-462	48.5	149-189	78.9	597	19.3	156	5.0
1979-80	29	190-402	47.3	118-151	78.2	499	17.2	132	4.6
<b>Totals</b>	<b>107</b>	<b>760-1621</b>	<b>46.8</b>	<b>442-585</b>	<b>75.5</b>	<b>1963</b>	<b>18.3</b>	<b>592</b>	<b>5.5</b>

## 2. DABBS EARNEST (1959-1962) 1,840 POINTS

YEAR	G	FG-FGA	PCT	FT-FTA	PCT TP	AVG	
1959	25	98		73-101	75.2	269	11.2
1960	25	144		150-202	74.2	438	17.5
1961	28	187		134-171	78.3	508	18.1
1962	26	243		139-178	78.0	625	24.0
<b>Totals</b>	<b>104</b>	<b>672-1367</b>	<b>49.1</b>	<b>496-652</b>	<b>76.0</b>	<b>1840</b>	<b>17.6</b>

## 3. STEVE MARTIN (1986-87, 89-90) 1,561 POINTS

YEAR	G	FG-FGA	PCT	FT-FTA	PCT	3-PT	TP	AVG	REB	AVG
1986	26	98-191	51.3	35-52	67.3	8-22	239	9.1	113	4.3
1987	23	138-277	49.8	70-93	75.2	13-39	359	15.6	128	5.6
1989	27	146-288	50.7	65-89	73.0	34-84	391	14.5	174	6.9
1990	28	214-392	54.6	125-148		84.4	19-63	582	20.4	217
<b>7.8</b>										
<b>Totals</b>	<b>104</b>	<b>596-1147</b>	<b>51.9</b>	<b>295-382</b>	<b>77.2</b>	<b>74-208</b>	<b>74-208</b>	<b>15.0</b>	<b>632</b>	<b>6.1</b>

## 4. BARRY "BUCK" WILLIAMS (1986-89) 1,480 POINTS

YEAR	G	FG-FGA	PCT	FT-FTA	PCT	3-PT	TP	AVG	REB	AVG
1986	25	92-196	46.9	13-18	72.2	32-79	229	9.1	44	1.7
1987	27	138-297	46.5	21-29	72.4	69-139	358	13.3	65	2.4
1988	30	166-376	44.2	40-51	78.4	92-216	421	15.0	83	2.9
1989	27	146-312	46.8	57-68	83.8	77-180	426	15.8	85	3.1
<b>Totals</b>	<b>109</b>	<b>542-1181</b>	<b>45.9</b>	<b>137-170</b>	<b>80.6</b>	<b>270-614</b>	<b>1480</b>	<b>13.6</b>	<b>289</b>	<b>2.6</b>

## 5. LARRY SMITH (1968-1971) 1,477 POINTS


YEAR	G	FG-FGA	PCT	FT-FTA	PCT TP	AVG	REB	AVG	
1968	22	130-329	39.5	71-102	69.6	335	15.2	57	2.6
1969	19	130-271	49.3	64-83	77.1	324	17.0	57	3.0
1970	24	141-382	36.9	107-132	81.1	389	16.2	87	3.6
1971	24	169-355	47.6	99-129	70.5	429	17.9	82	3.4
<b>Totals</b>	<b>89</b>	<b>572-1337</b>	<b>42.8</b>	<b>333-446</b>	<b>74.7</b>	<b>1477</b>	<b>16.6</b>	<b>283</b>	<b>3.2</b>

## 6. JAMARI BLACKMON (2018-2022) 1,346 POINTS


YEAR	G	FG-FGA	PCT	FT-FTA	PCT TP	AVG	REB	AVG	
2019	32	137-421	32.5	125-163	76.7	467	14.6	111	3.5
2020	30	114-296	38.5	80-103	77.7	372	12.4	73	2.4
2021	24	78-214	36.4	44-54	81.5	242	10.1	54	2.3
2022	27	82-221	37.1	62-71	87.3	265	9.8	75	2.8
<b>Totals</b>	<b>113</b>	<b>411-1152</b>	<b>35.7</b>	<b>311-391</b>	<b>79.5</b>	<b>1346</b>	<b>11.9</b>	<b>313</b>	<b>2.8</b>

## 7. SAM HARDY (1950-1953) 1,326 POINTS


YEAR	G	FG-FGA	PCT	FT-FTA	PCT TP	AVG	REB	AVG
1950	25	170		64		404	16.1	
1951	22	148	39.7	51-102	50.0	347	15.8	
1952	22	160		68-141	48.2	388	17.6	
1953	21	67		53-89	59.5	187	8.9	
<b>Totals</b>	<b>90</b>	<b>545</b>		<b>236</b>		<b>1326</b>	<b>14.7</b>	



**OTIS BODDIE**



**STEVE MARTIN**



**BUCK WILLIAMS**

# 1,000 POINT CLUB

## 8. DOUG KEY (1962-1965) 1,254 POINTS

YEAR	G	FG-FGA	PCT	FT-FTA	PCT TP	AVG	REB	AVG
1962	11	13-29	44.8	9-10	90.0	35	3.2	
1963	22	94-211	44.5	44-51	86.2	232	10.5	68
1964	24	224-492	45.5	96-120	80.0	544	22.6	85
1965						441	22.7	
<b>Totals</b>	<b>82</b>	<b>498</b>		<b>258-306</b>	<b>84.3</b>	<b>1254</b>	<b>15.3</b>	

## 9. NATHAN SPEHR (2012-2015) 1,243 POINTS

YEAR	G	FG-FGA	PCT	FT-FTA	PCT TP	AVG	REB	AVG
2012	27	58-135	43.0	40-46	87.0	185	6.9	39
2013	28	48-145	37.9	35-38	92.1	162	5.8	45
2014	33	122-305	40.0	93-102	91.2	401	12.2	70
2015	30	156-358	43.6	104-114	91.2	495	16.5	66
<b>Totals</b>	<b>118</b>	<b>384-943</b>	<b>40.7</b>	<b>272-300</b>	<b>90.7</b>	<b>1243</b>	<b>10.5</b>	<b>220</b>

## 10. RICKY JOHNSON (1989-1992) 1,237 POINTS

YEAR	G	FG-FGA	PCT	FT-FTA	PCT	3-PT	TP	AVG	REB	AVG
1989	23	64-113	56.6	30-52	57.7	0-0	158	6.9	73	3.2
1990	28	157-284	55.3	59-84	70.2	0-0	373	13.3	207	7.4
1991	33	158-305	51.8	81-122	67.2	1-2	398	12.1	234	7.1
1992	28	121-277	43.7	65-102	63.7	1-3	308	11.0	189	6.8
<b>Totals</b>	<b>112</b>	<b>500-979</b>	<b>51.1</b>	<b>235-360</b>	<b>65.3</b>	<b>2-5</b>	<b>1237</b>	<b>11.0</b>	<b>703</b>	<b>6.3</b>

## 11. CASEY HOLT (2003-2008) 1,220 POINTS

YEAR	G	FG-FGA	PCT	FT-FTA	PCT TP	AVG	REB	AVG
2004	25	38-90	42.2	12-15	80.0	101	4.0	41
2005	28	51-118	43.2	10-26	38.5	127	4.5	76
2006	29	107-214	50.0	33-42	78.6	293	10.1	174
2007	5	20-44	45.5	12-17	70.6	59	11.8	24
2008	36	229-422	54.3	128-175	.731	640	17.8	208
<b>Totals</b>	<b>123</b>	<b>445-888</b>	<b>50.1</b>	<b>185-275</b>	<b>.673</b>	<b>1220</b>	<b>9.9</b>	<b>523</b>

## 12. DON FAINT (1968-1971) 1,212 POINTS


YEAR	G	FG-FGA	PCT	FT-FTA	PCT TP	AVG	REB	AVG
1968	22	90-213	42.3	80-124	64.5	256	11.6	199
1969	21	123-235	52.3	79-118	66.9	325	15.4	215
1970	24	112-216	51.9	59-98	60.2	283	11.8	218
1971	24	132-252	52.3	84-126	66.6	348	14.5	276
<b>Totals</b>	<b>91</b>	<b>455-916</b>	<b>49.7</b>	<b>302-466</b>	<b>64.8</b>	<b>1212</b>	<b>13.3</b>	<b>908</b>

## 13. GREG TYON (1981-1984) 1,203 POINTS


YEAR	G	FG-FGA	PCT	FT-FTA	PCT TP	AVG	REB	AVG
1981	29	68-138	49.2	54-69	78.2	190	6.5	76
1982	25	139-246	56.5	69-95	72.6	347	13.8	141
1983	29	154-315	48.9	58-87	66.7	366	12.6	209
1984	34	127-224	56.7	46-81	56.8	300	8.8	164
<b>Totals</b>	<b>117</b>	<b>488-923</b>	<b>52.9</b>	<b>227-332</b>	<b>68.4</b>	<b>1203</b>	<b>10.3</b>	<b>590</b>



CASEY HOLT



GERALD LAVENDER



GREG TYON

# 1,000 POINT CLUB

## 14. DON SHOTTS (1953-1956) 1,185 POINTS

YEAR	G	FG-FGA	PCT	FT-FTA	PCT TP	AVG	REB	AVG
1953	21	66		41-62	66.1	173	9.4	
1954	21	95-260	36.5	50-87	57.5	240	11.4	
1955	20	117		68-94	72.3	302	15.1	
1956	24	178-412	43.2	114-172	66.3	470	20.4	
Totals	87	456		273-415	65.8	1185	13.9	

## 15. TOMMY LEDBETTER (1969-1971) 1,179 POINTS

YEAR	G	FG-FGA	PCT	FT-FTA	PCT TP	AVG	REB	AVG
1969	21	109-204	53.4	63-88	71.5	281	13.3	10.7
1970	24	177-353	50.1	100-126	79.4	254	18.9	12.3
1971	24	173-335	51.3	98-144	68.0	444	18.5	11.0
Totals	69	459-892	51.4	261-358	72.9	1179	17.1	11.4

## 16. ROBERT "TAMP" HARRIS (1984-87) 1,147

YEAR	G	FG-FGA	PCT	FT-FTA	3-PT	PCT	TP	AVG	REB	AVG
1984	33	147-302	48.7	118-169		69.8	413	12.5	88	2.7
1985	27	122-264	46.2	73-123		59.3	316	11.7	131	4.8
1986	26	75-185	40.5	30-55		54.5	193	7.4	115	4.4
1987	28	83-159	52.2	53-94	9-27	56.4	225	8.0	110	3.9
Totals	114	427-910	46.9	274-441	9-27	62.1	1147	10.1	444	3.9

## 17. GERALD LAVENDER (1977-1980) 1,140

YEAR	G	FG-FGA	PCT	FT-FTA	PCT TP	AVG	REB	AVG
1977	30	99-239	42.3	29-44	65.9	227	7.6	6.2
1978	26	109-217	50.2	34-60	56.7	252	9.7	10.2
1979	31	132-212	62.3	56-85	65.9	330	10.6	10.2
1980	31	131-257	51.0	79-112	70.5	341	11.0	8.6
Totals	118	471-925	50.9	198-301	65.7	1150	9.7	8.7

## 18. KENNY JOHNSON (2007-09) 1,135 POINTS

YEAR	G	FG-FGA	PCT	FT-FTA	PCT	3-PT	TP	AVG	REB	AVG
2007	29	72-174	41.4	40-47	85.1	19-51	203	7.0	63	2.2
2008	36	174-383	45.4	108-136	79.4	41-103	497	13.8	126	3.5
2009	28	154-297	50.9	100-123	81.3	27-71	435	15.5	94	3.4
Totals	93	400-854	46.8	248-306	81.0	87-225	1135	12.2	283	3.0

## 19. RICHARD HARTRY (1974-1977) 1,083 POINTS


YEAR	G	FG-FGA	PCT	FT-FTA	PCT TP	AVG	REB	AVG
1974	9	6-21	28.6	4-4	100.0	16	1.8	1
1975	24	104-239	43.5	52-69	75.4	260	10.8	7.3
1976	25	169-352	48.0	37-46	80.4	375	15.0	7.2
1977	30	190-422	45.0	51-69	73.9	485	14.4	7.2
Totals	88	469-1034	45.4	144-188	76.6	1083	12.3	6.6

## 20. WINFREY "WIMP" SANDERSON (1957-1959) 1,065 POINTS


YEAR	G	FG-FGA	PCT	FT-FTA	PCT TP	AVG	REB	AVG
1957	25	130		81-153	52.9	341	13.4	
1958	22	163		77-132	58.3	403	18.3	
1959	25	126		69-116	59.5	321	12.8	
Totals	72	419		227		1065	14.9	



**Kenny Johnson**



**Richard Hartry**



**Wimp Sanderson**

# 1,000 POINT CLUB

## 21. ALBERT OWENS (1979-1982) 1,047 POINTS

YEAR	G	FG-FGA	PCT	FT-FTA	PCT TP	AVG	REB	AVG	
1979	30	47-105	44.8	20-36	55.6	114	3.8	75	2.5
1980	31	112-215	52.1	69-106	65.1	293	9.5	77	2.5
1981	31	121-236	51.2	78-113	69.0	320	10.3	87	2.8
1982	24	128-241	53.1	64-83	77.1	320	13.3	114	4.7
<b>Totals</b>	<b>116</b>	<b>408-797</b>	<b>51.1</b>	<b>231-338</b>	<b>68.3</b>	<b>1047</b>	<b>9.0</b>	<b>353</b>	<b>3.0</b>

## 22. JEFF HODGE (2015-2018) 1,042 POINTS

YEAR	G	FG-FGA	PCT	FT-FTA	PCT TP	AVG	REB	AVG	
2015	29	60-171	35.1	28-42	66.7	186	6.4	50	1.7
2016	29	83-217	38.2	54-66	81.8	263	9.1	88	3.0
2017	29	72-193	37.3	83-108	76.9	262	9.0	64	2.2
2018	27	107-238	45.0	57-74	77.0	331	12.3	79	2.9
<b>Totals</b>	<b>114</b>	<b>322-819</b>	<b>39.3</b>	<b>222-290</b>	<b>76.6</b>	<b>1042</b>	<b>9.0</b>	<b>281</b>	<b>2.5</b>

## 23. DON HEIDORN (1958-1960) 1,040 POINTS

YEAR	G	FG-FGA	PCT	FT-FTA	PCT TP	AVG	REB	AVG
1958	22	113		56-69	81.1	282	12.8	
1959	25	142		69-77	89.6	353	14.1	
1960	25	176		53-63	84.0	405	16.2	
<b>Totals</b>	<b>72</b>	<b>431</b>		<b>178-209</b>	<b>85.1</b>	<b>1040</b>	<b>14.4</b>	

## 24. THOMAS FRAISE (2008-09) 1,038 POINTS

YEAR	G	FG-FGA	PCT	FT-FTA	PCT	3-PT	TP	AVG	REB	AVG
2008	35	210-402	52.2	76-108	70.4	42-100	538	15.4	252	7.2
2009	28	182-372	48.9	97-118	80.2	39-114	500	17.9	205	7.3
<b>Totals</b>	<b>63</b>	<b>392-774</b>	<b>50.6</b>	<b>173-226</b>	<b>76.5</b>	<b>81-214</b>	<b>1038</b>	<b>16.5</b>	<b>457</b>	<b>7.2</b>

## 25. JOE EDWARDS (1960-1963) 1,034 POINTS

YEAR	G	FG-FGA	PCT	FT-FTA	PCT TP	AVG	REB	AVG
1960						108		
1961	28					474	16.9	
1962	16	73-159	45.9	78-76	63.2	194	13.9	
1963	21	92-198	46.4	74-109	67.8	258	12.3	160
<b>Totals</b>	<b>84</b>	<b>367</b>		<b>300</b>		<b>1034</b>	<b>12.3</b>	

## 26. MILTON NANCE (2006-2007) 1,020 POINTS

YEAR	G	FG-FGA	PCT	FT-FTA	PCT TP	AVG	REB	AVG
2006	28	133-293	45.4	74-87	85.1	414	14.8	56
2007	28	184-452	40.7	142-170	83.5	606	21.6	74
<b>Totals</b>	<b>56</b>	<b>317-745</b>	<b>42.5</b>	<b>216-257</b>	<b>84.0</b>	<b>1020</b>	<b>18.2</b>	<b>130</b>

## 27. WES LONG (2011-2014) 1,002 POINTS

YEAR	G	FG-FGA	PCT	FT-FTA	PCT TP	AVG	REB	AVG
2011	29	76-187	40.6	22-31	71.0	234	8.1	86
2012	27	83-204	40.7	26-32	81.3	251	9.3	85
2013	28	71-195	36.4	30-38	78.9	228	8.1	86
2014	33	89-229	38.9	39-42	92.9	289	8.8	111
<b>Totals</b>	<b>117</b>	<b>319-815</b>	<b>39.1</b>	<b>117-143</b>	<b>81.8</b>	<b>1002</b>	<b>8.6</b>	<b>368</b>



**Thomas Fraise**



**Milton Nance**



**Wes Long**

# ALL-TIME SERIES RECORDS

## UNA RECORD VS. ALL OPPONENTS

(1949-2024)


OPPONENT	RECORD	FIRST MEETING	LAST MEETING
Alabama	0-3	1950	1952
Alabama A&M	20-6	1970	2023
Alabama-Huntsville	38-29	1985	2018
Alabama State	4-4	1979	2023
Albany State	1-0	1984	1984
Alcorn State	0-1	1973	1973
American University (PR)	1-0	1997	1997
Angelo State	1-0	1990	1990
Arkansas College	3-0		1993
Arkansas-Monticello	5-3	1978	2011
Arkansas State	0-2	1954	1954
Arkansas Tech	6-7	1998	2011
Armstrong Atlantic	0-1	1999	1999
Ashland	1-0	1991	1991
Assumption	0-1	2007	2007
Athens State	42-25	1955	2003
Auburn	0-4	1959	2021
Auburn-Montgomery	4-3	1976	2018
Augusta	1-1	1992	1992
Austin Peay	6-24	1949	2024
Baptist Christian	4-0	1992	1996
Barry	1-1	1999	2007
Belhaven	1-0	1991	1991
Bellarmine	2-6	2021	2024
Belmont College	13-8	1954	1977
Benedict	1-0	2008	2008
Bentley	0-1	2008	2008
Bethel College	15-11	1949	1986
Birmingham-Southern	8-6	1952	2019
Blue Mountain	5-0	2007	2023
Bowie State	1-0	1999	1999
Brescia College	1-0	1986	1986
Bridgeport	2-0	1979	1991
Bryan College	1-0	2014	2014
California, Pa.	1-0	1995	1995
California Poly-SLO	1-0	1977	1977
California-Riverside	1-0	1980	1980
Campbellsville	1-0	2009	2009
Carson-Newman	1-2	1957	2001
Carver Bible	5-0	2008	2021
Central Arkansas	9-4	1994	2024
Central Florida	0-1	2021	2021
Central Missouri St.	1-2	1980	1995
Central State (OH)	1-0	1994	1994
Charleston Southern	1-0	2024	2023
Chattanooga	7-17	1953	1970
Christian Brothers	13-28	1955	2018
Clark Atlanta	1-0	2011	2011
Clayton State	1-1	1980	2007
Colorado	0-1	2023	2023
Columbus State	5-1	1980	2005
Concordia-Selma	5-0	2008	2012
Crowley's Ridge	1-0	2020	2020
Cumberland	2-0	2016	2017
Delta State	43-46	1950	2018
DeVry Institute	2-0	1991	1992
Dillard	6-0	1970	1981

Drury	0-1	2002	2002
Earl Paulk Institute	1-0	1990	1990
Eastern Illinois	0-1	2018	2018
Eastern Kentucky	2-4	2022	2024
Eckerd	0-1	2011	2011
Elizabeth City State	0-1	1993	1993
Evangel College	1-1	1970	2002
Faulkner (Ala. Christian)	4-0	1983	1996
Fayetteville State	1-0	1994	1994
Ferris State	0-1	1992	1992
Findlay	0-2	2002	2003
Fisk	3-0	2012	2015
Flagler College	1-0	1978	1978
Florida Gulf Coast	8-5	2005	2024
Florida Southern	1-6	1979	2013
Florida State	0-1	2019	2019
Florida Tech	1-0	1991	1991
Fort Hays State	0-1	1996	1996
Fort Valley State	2-0	1986	2013
Freed Hardeman	2-0	1976	2020
Gannon	0-1	1995	1995
Georgia College	2-1	1992	2011
Georgia Southwestern	2-1	2011	2012
Georgia Teachers	1-0	1952	1952
Georgia Tech	0-1	2023	2023
Gonzaga	0-2	2018	2021
Grand Valley State	0-1	2014	2014
Hamline	0-1	1960	1960
Hampton	2-0	1991	2023
Harding	4-9	2003	2011
Henderson State	11-7	1980	2011
Hillsdale	2-0	1995	1996
Huntingdon	10-8	1960	2018
Illinois Wesleyan	1-0	1951	1951
Indiana	0-3	2019	2023
Indiana, Pa.	0-1	1996	1996
Indianapolis	0-2	1996	2004
Iona College	0-2	1978	2021
Jacksonville	6-2	2019	2024
Jacksonville State	41-57	1950	2023
Johnson C. Smith	1-1	1991	1994
Kansas State	0-1	2024	2023
Kennesaw State	8-3	2003	2024
Kentucky State	1-0	1978	1978
Kentucky Wesleyan	3-3	1986	2015
King College	0-1	1964	1964
Knoxville College	3-0	1993	1997
Lake Superior State	1-0	1997	1997
Lambuth	49-29	1949	2011
Lane	11-5	1990	2016
Lee (Tenn.)	6-3	2014	2017
LeMoyne-Owen	4-1	1998	2006
Liberty (Va.)	0-9	2019	2023
Lincoln (Missouri)	3-0	1981	1998
Lincoln Memorial	18-8	1994	2006
Lipscomb	25-32	1949	2024
Louisiana Tech	0-1	2019	2019
Lynn	2-0	2007	2007
Magnolia A&M	1-0	1950	1950
Manhattan	0-1	2021	2021
Martin Methodist	6-0	1995	2018

# ALL-TIME SERIES RECORDS

McNeese State	0-1	1960	1960	South Dakota State	0-1	2019	2019
Memphis	0-3	1954	2023	Southern (New Orleans)	3-3	1979	1987
Middle Tenn. State	5-12	1950	1981	Southern (Baton-Rouge)	1-0	1977	1977
Miles College	10-3	1988	2016	Southern Arkansas	7-1	1997	2011
Milligan College	1-0	1983	1983	Southern Indiana	1-2	1988	2005
Mississippi	1-4	1953	2023	Southern Mississippi	0-3	1952	1974
Mississippi College	32-20	1950	2018	Southern Utah	0-1	2023	2023
Mississippi State	0-5	1983	2023	Southeast Missouri St.	0-2	1988	2002
Mississippi Valley State	2-1	2019	2023	Southeastern Baptist	1-0	2021	2021
Missouri	0-1	2011	2011	Southeastern Louisiana	8-4	1972	1977
Missouri-Rolla	2-0	1996	1998	Southwestern (Memphis)	3-1	1949	1977
Missouri-St. Louis	1-0	1988	1988	Southwest Missouri State	0-1	1953	1953
Missouri Southern	0-1	1993	1993	St. Andrews	1-0	2000	2001
Mobile College	1-0	1988	1988	St. Bernard	15-15	1949	1973
Montevallo	32-20	1965	2018	St. Cloud State	0-1	1962	1962
Morehead State	2-1	2019	2023	St. Joseph's (Ind.)	1-0	2013	2013
Morehouse	4-0	1991	2012	Stetson (Fla.)	3-8	2019	2024
Murray State	1-0	1991	1991	Stillman College	7-1	1984	2013
New Orleans	0-1	2011	2011	Talladega	1-0	1999	1999
New York Tech	0-1	1980	1980	Tampa	3-3	1970	2017
Nicholls State	10-3	1973	1980	Tarleton State	1-0	1992	1992
NE Mississippi JUCO	0-1	1949	1949	Tennessee State	4-5	1976	1980
NJIT	3-1	2019	2020	Tennessee Tech	2-2	1951	2023
Norfolk	1-0	1988	1988	Tennessee Temple	0-1	2012	2012
Northern Kentucky	0-2	2007	2007	Tennessee Wesleyan	9-1	1969	1994
North Florida	4-7	2019	2024	Texas A&M-Kingsville	2-1	1991	1996
North Georgia College	1-0	1990	1990	Texas Tech	0-2	1990	2024
Northeast Missouri St.	2-0	1981	1990	Toledo	0-1	2018	2018
Northwestern State (La.)	1-2	1974	1976	Trevecca	2-0	1999	2013
Nova Southeastern	2-2	2005	2007	Troy (Ala.)	45-37	1949	2020
Oakwood College	7-0	2011	2023	Truman State	0-1	2014	2014
Otterbien College	1-0	1979	1979	Tusculum	1-0	1993	1993
Ouachita Baptist	9-5	2003	2011	Tuskegee	10-3	1980	2014
Pace	0-1	2000	2000	UAB	0-2	2018	2019
Palm Beach Atlantic	1-0	2009	2009	UC Santa Barbara	0-1	2023	2023
Philadelphia	1-0	2007	2007	UNC-Greensboro	0-1	2018	2018
Pittsburgh	0-1	2018	2018	Union (Tenn.)	20-24	1949	2018
Pittsburg State	0-1	1993	1993	UT Martin	29-23	1949	2023
Purdue-Calumet	1-0	1985	1985	Valdosta State	39-38	1979	2018
Queens University Charlotte	1-1	2023	2024	Vanderbilt	0-2	1981	1982
Randolph-Macon	0-1	1977	1977	Virginia-Military	0-1	2018	2018
Reliable Motor Co.	0-1	1951	1951	Virginia State	1-0	2011	2011
Rollins	0-1	2009	2009	Virginia Union	2-0	1991	1991
Rust	1-0	2024	2023	Virgin Islands	2-0	2021	2017
Sacred Heart	1-0	1977	1977	Voorhees College	1-0	1997	1997
Saginaw Valley State	0-2	1995	1999	Washburn	0-1	1994	1994
Saint Augustine's	0-1	2011	2011	West Alabama (Livingston)	89-46	1949	2018
Saint Leo	2-3	1999	2017	West Florida	31-19	1995	2018
Saint Lewis	0-1	2018	2018	West Georgia	35-37	1982	2018
Sam Houston State	1-0	1985	1985	West Texas A&M	1-0	1994	1994
Samford (Howard)	14-15	1949	2019	Western Carolina	0-1	2024	2023
San Francisco State	1-0	1984	1984	William Carey	2-0	1956	1956
Seattle-Pacific	0-1	2009	2009	Williams Baptist	1-0	2023	2023
Selma	5-0	1995	2002	Winona State	1-1	1994	2007
Sewanee	5-3	1957	1974	Winston Salem State	1-0	2003	2003
Shaw	1-0	2009	2009	Wisconsin-Green Bay	1-1	1979	1981
Shorter College	17-5	1974	2017	YMHA	1-1	1949	1949
Simpson College	1-0	1987	1987	Xavier (La.)	1-1	1975	1975
Slippery Rock	1-0	1995	1995				
South Alabama	0-1	1975	1975				
South Carolina	0-1	2019	2019				

# ALL-TIME SCORES



**HEAD COACH  
H.A. EDDIE FLOWERS  
1931-1948  
(RECORD 77-91\*)**

\*Records incomplete for several seasons

## 1931-32 (4-6)

**COACH: EDDIE FLOWERS**

Collinwood Ind.	26-20
Collinwood Ind.	39-22
Cumberland	27-49
David Lipscomb	29-47
at West Huntsville YMCA	Lost
at AMI	36-9
at Jacksonville State	23-52
at Piedmont YMCA	24-53
West Huntsville YMCA	30-36
David Lipscomb	28-23

## 1933-33 (4-6\*)

**COACH: EDDIE FLOWERS**

at Dallas Mills	18-42
Gardiner-Warring	19-16
Collinwood Ind	13-41
Dallas Mills	19-59
at David Lipscomb	29-39
Collinwood Ind	22-28
Tuscumbia Cleaners	35-21
West Huntsville YMCA	32-30
at Jacksonville St.	30-32
David Lipscomb	33-20

## 1933-34 (1-0\*)

**COACH: EDDIE FLOWERS**

Baptist Boosters	20-19
------------------	-------

## 1934-35 (10-5)

**COACH: EDDIE FLOWERS**

Collinwood Ind	24-17
Waynesboro Ind	25-22
Dallas YMCA	30-29
Collinwood Ind	32-24
Belgreen Ind	xx 29-19
Adamsville Ind	34-21
Russellville Ind	23-22
Golden Tornadoes	43-28
Huntsville YMCA	36-34
UT-Martin JUCO	35-40
UT-Martin JUCO	22-40
Hackleburg Ind	Lost
Civilian Conservation Corp	Won
St. Bernard	19-25
St. Bernard	Lost

## 1935-36 (9-9\*)

**COACH: EDDIE FLOWERS**

David Lipscomb	33-59
Civilian Conservation Corp	39-34
Austin Peay	32-26
David Lipscomb	36-31
Bethel	26-24
Bethel	14-16

Civilian Conservation Corp	32-19
Sheffield High	60-16
Freed-Hardeman	16-38
Freed-Hardeman	30-26
Lambuth	27-35
UT-Martin JUCO	25-49
Bethel	25-71
Lambuth	19-59

## 1936-37 (2-10\*)

**COACH: EDDIE FLOWERS**

Bethel	34-31
UT-Martin JUCO	36-47
David Lipscomb	31-33
Decatur Ind	30-20
Freed-Hardeman	20-67
Freed-Hardeman	27-43
David Lipscomb	29-39
Dallas YMCA	25-34
Dallas YMCA	Lost
Bethel	18-19
Bethel	35-22
Sunflower JUCO	27-66

## 1937-38 (4-6)

**COACH: EDDIE FLOWERS**

Draughton Business	21-20
Tupelo	16-32
Bethel	37-24
UT-Martin JUCO	27-17
UT-Martin JUCO	35-36
Freed-Hardeman	34-72
David Lipscomb	32-48

## 1938-39 (2-8)

**COACH: EDDIE FLOWERS**

American Life Ind	22-23
Coffee High	11-22
David Lipscomb	32-68
David Lipscomb	26-102
Martin College	31-46
Martin College	32-31
Freed-Hardeman	30-60
Freed-Hardeman	29-36
Lambuth	22-27
Lexington Ind	43-38

## 1939-40 (10-8)

**COACH: EDDIE FLOWERS**

Athens College	23-12
at David Lipscomb	39-63
at Athens College	75-28
Martin College	40-32
at Bethel	39-26
at Lambuth	27-41
at St. Bernard	32-33
at Bethel	48-25
David Lipscomb	37-24
at Martin College	42-50
West Alabama	21-20
St. Joseph's Ind	34-7
St. Joseph's Ind	39-20
Lambuth	23-29
St. Bernard	48-37
Freed-Hardeman	28-60
Freed-Hardeman	46-63

MISSISSIPPI VALLEY CONF.

TOURNAMENT

Martin College	36-39
----------------	-------

## 1940-41 (9-9)

**COACH: EDDIE FLOWERS**

St. Joseph's Ind	25-10
David Lipscomb	24-35
Athens College	33-22
at David Lipscomb	(OT) 43-47
at Athens College	48-9
West Alabama	47-27
St. Bernard	41-19
at Martin College	47-35
Lambuth	(OT) 28-23
at Marion Institute	35-41
at West Alabama	26-24
Martin College	27-28
Freed-Hardeman	27-50
at Lambuth	22-39
at Freed-Hardeman	38-55
at Martin College	25-21

MISSISSIPPI VALLEY CONF.

TOURNAMENT

Sunflower JUCO	25-62
Martin College	30-36

## 1941-42 (3-8\*)

**COACH: EDDIE FLOWERS**

Athens College	29-25
Martin College	29-34
Freed-Hardeman	27-39
David Lipscomb	23-55
St. Bernard	29-42
Lambuth	28-43
Lambuth	31-56
St. Bernard	37-49
David Lipscomb	28-68
Athens College	37-22
Martin College	39-31

## 1942-43 (4-1)

**COACH: EDDIE FLOWERS**

at Martin College	42-27
at David Lipscomb	54-55
Castle Heights M.A.	33-30
Martin College	39-30
Castle Heights M.A.	24-22

## 1943-44

**NO VARSITY TEAM**

## 1944-45

**NO VARSITY TEAM**

## 1945-46 (4-9)

**COACH: EDDIE FLOWERS**

Ingalls Shipyard	26-47
Ingalls Shipyard	13-37
David Lipscomb	26-19
Lambuth	39-22
UT-Martin JUCO	27-32
St. Bernard	59-31
Union	41-53
UT-Martin JUCO	36-48
Lambuth	26-31
David Lipscomb	40-42
Marion Institute	31-33
St. Bernard	30-40
Marion Institute	44-42


## 1946-47

**NO INFORMATION AVAILABLE**

## 1947-48 (11-6\*)

**COACH: EDDIE FLOWERS**

St. Bernard	48-49
Milligan College	50-51
Lambuth	58-22
Martin College	46-44
UT-Martin JUCO	53-38
Bethel	52-56
David Lipscomb	65-78
Lambuth	43-30
Howard College	(OT) 40-38
Austin Peay	76-51
Bethel	62-56
Athens College	44-36
Howard College	31-42
St. Bernard	35-56
Miss. College	70-69
Martin College	38-32
UT-Martin	76-52



**HEAD COACH  
ED BILLINGHAM  
1949-1972  
(RECORD: 249-312)**

## 1948-49 (15-10)

**COACH: ED BILLINGHAM**

David Lipscomb	42-44
Troy State	47-28
St. Bernard	66-44
St. Bernard	59-51
UT-Martin JUCO	74-44
Union JUCO	45-49
West Alabama	44-56
David Lipscomb	57-56
Bethel	59-41
Howard	57-54
Lambuth	37-44
YMHA	83-56
Troy State	58-60
Austin Peay	58-78
Bethel	66-62
Southwestern	66-47
UT-Martin JUCO	71-50
YMHA	141-35
Lambuth	58-45
Southwestern	46-73
Union JUCO	44-61
Howard	32-69
Union JUCO	78-57
Bethel	58-55
N.E. Miss. JUCO	63-67

## 1949-50 (18-7)

**COACH: ED BILLINGHAM**

Alabama	47-87
Delta State	49-61
Magnolia A&M	70-57
Miss. College	84-60
Bethel	71-43
David Lipscomb	51-62
Middle Tennessee	70-67
Troy State	53-46
St. Bernard	58-52

Lambuth	84-63
Bethel	56-62
Jacksonville St.	67-56
David Lipscomb	46-50
Howard	52-49
Troy State	65-54
Austin Peay	75-59
Jacksonville St.	67-75
St. Bernard	64-57
Union	47-60
Middle Tennessee	68-45
Austin Peay	58-53
Union	69-59
Howard	57-55
Miss. College	63-58
Lambuth	97-50

## 1950-51 (10-12)

**COACH: ED BILLINGHAM**

Tennessee Tech	57-56
Middle Tennessee	80-64
Alabama	57-75
Union	98-51
Illinois Wesleyan	76-73
Delta State	67-77
Union	67-63
Troy State	76-38
Lambuth	86-69
Tennessee Tech	54-63
Austin Peay	68-70
Howard	69-61
David Lipscomb	58-69
Jacksonville St.	57-70
Austin Peay	69-74
Howard	54-58
Jacksonville St.	77-63
Middle Tennessee	68-69
David Lipscomb	69-73
Lambuth	89-58
(Southern Distric NAAU Tourn.)	
Reliable Motor Co.	79-80
Lambuth	75-78

## 1951-52 (10-12)

**COACH: ED BILLINGHAM**

Lambuth	79-65
at Jacksonville St.	72-67
at Howard	77-76
at Austin Peay	47-53
at Lambuth	75-92
at Union	60-74
Jacksonville St.	59-68
at West Alabama	61-55
at Southern Miss.	51-76
at Alabama	47-93
Delta State	49-50
David Lipscomb	72-80
West Alabama	80-46
Georgia Teachers	72-66
at David Lipscomb	66-80
Howard	82-52
Birmingham Southern	70-68
Austin Peay	66-77
at Birmingham Southern	60-59
Union	60-75
Howard	85-55
Southern Mississippi	65-83

# ALL-TIME SCORES

## 1952-53 (9-12)

### COACH: ED BILLINGHAM

SW Missouri St.	62-96
Union	81-65
Howard	50-77
Troy State	50-64
Mississippi	92-111
Lambuth	83-93
Union	83-86
Jacksonville St.	58-54
Howard	102-100
West Alabama	82-77
Jacksonville St.	78-75
West Alabama	75-56
Delta State	56-66
Troy State	54-53
Mississippi	48-82
Austin Peay	62-78
UT-Chattanooga	89-86
Austin Peay	72-97
Delta State	69-76
UT-Chattanooga	85-82
Lambuth	68-94

## 1953-54 (8-14)

### COACH: ED BILLINGHAM

at David Lipscomb	75-54
Union	71-62
at Belmont	59-65
at Howard	66-71
at West Alabama	71-60
at Troy State	49-66
Arkansas State	62-71
at Union	64-96
Memphis State	60-68
at Delta State	52-74
David Lipscomb	69-67
Lambuth	58-76
Jacksonville St.	89-80
Belmont	79-82
Delta State	65-77
at Jacksonville St.	75-67
at Lambuth	69-70
Howard	75-59
Troy State	32-50
at Arkansas State	68-83
at Memphis State	61-98
West Alabama	87-71

## 1954-55 (8-12)

### COACH: ED BILLINGHAM

Athens State	65-59
at Union	69-85
at Lambuth	79-84
at Belmont	61-66
at West Alabama	68-51
David Lipscomb	69-63
Belmont	83-72
Union	79-86
Christian Brothers	76-65
at Howard	59-94
Jacksonville St.	79-74
at Athens State	75-71
Howard	56-74
at Bethel	55-73
David Lipscomb	54-60
at Jacksonville St.	70-84
West Alabama	60-64
Bethel	71-70
Lambuth	87-94
at Christian Brothers	52-65

## 1955-56 (6-18)

### COACH: ED BILLINGHAM

Birmingham Southern	74-92
Howard	76-87
Troy State	71-74
Lambuth	69-75
Austin Peay	49-91
Belmont	70-101
Christian Brothers	91-71
Austin Peay	78-80
Christian Brothers	68-78
West Alabama	72-66
Howard	79-65
Athens State	71-55
Jacksonville St.	91-76
David Lipscomb	80-96
West Alabama	64-85
William Carey	84-98
Troy State	57-69
Lambuth	91-100
Belmont	80-95
William Carey	79-70
Jacksonville St.	75-99
David Lipscomb	80-90
Howard	70-77
Birmingham Southern	77-102

## 1956-57 (9-16)

### COACH: ED BILLINGHAM

West Alabama	72-65
Lambuth	66-38
at Christian Brothers	58-75
at Lambuth	72-82
at Jacksonville St.	74-70
Howard	78-71
at Belmont	70-85
Birmingham Southern	77-70
(Capitol City Invitational)	
David Lipscomb	68-70
Union	65-87
Carson-Newman	73-85
at Austin Peay	58-92
at Bethel	69-91
at Athens State	70-71
Sewanee	67-53
Christian Brothers	40-60
Jacksonville St.	64-56
Athens State	79-52
at Birmingham Southern	71-99
at West Alabama	59-66
at Howard	75-79
at Sewanee	59-67
Austin Peay	76-78
Bethel	58-66
Belmont	86-82

## 1957-58 (9-13)

### COACH: ED BILLINGHAM

Howard	79-83
Bethel	81-95
Lambuth	62-87
Christian Brothers	73-94
Union	77-93
Birmingham Southern	85-88
Austin Peay	67-86
Jacksonville St.	97-72
Union	79-71
Howard	61-53
Christian Brothers	78-79
Lambuth	63-72
Bethel	82-66
Sewanee	56-84
Jacksonville St.	60-61

Belmont	71-82
Austin Peay	71-72
Belmont	67-50
West Alabama	82-59
Birmingham Southern	64-60
Sewanee	72-62
West Alabama	72-60

## 1958-59 (10-15)

### COACH: ED BILLINGHAM

UT-Chattanooga	75-74
Sewanee	66-58
West Alabama	93-74
Jacksonville St.	84-77
Lambuth	64-66
Union	81-84
Sewanee	63-65
Auburn	78-104
Bethel	95-80
Austin Peay	62-67
Union	65-80
Christian Brothers	56-70
UT-Chattanooga	67-90
Birmingham Southern	68-59
David Lipscomb	78-89
Lambuth	57-79
Bethel	60-58
Birmingham Southern	62-68
Belmont	78-89
David Lipscomb	77-87
Austin Peay	66-74
Christian Brothers	52-78
Jacksonville St.	83-72
West Alabama	72-66
Belmont	74-69

## 1959-60 (14-11)

### COACH: ED BILLINGHAM

Auburn	69-95
Huntingdon	58-67
Bethel	94-78
Belmont	70-60
McNeese St.	48-50
Tampa	70-80
Jacksonville St.	75-58
Bethel	104-79
Austin Peay	71-72
Huntingdon	89-68
UT-Chattanooga	72-88
Jacksonville St.	71-65
St. Bernard	62-75
Lambuth	78-74
West Alabama	86-64
Howard	64-70
St. Bernard	70-67
Lambuth	82-90
Austin Peay	81-88
Belmont	96-74
Howard	82-64
UT-Chattanooga	85-77
Troy State	74-61
St. Bernard	91-70
(NAIA NATIONAL TOURNAMENT)	
Hamine	83-88

## 1960-61 (15-13)

### COACH: ED BILLINGTON

Huntingdon	69-59
Austin Peay	77-85
Belmont	68-86
UT-Chattanooga	58-63
West Alabama	80-73
Jacksonville St.	73-89

(Queen City Invitational)

Austin Peay	83-79
David Lipscomb	68-73
Auburn	50-76
UT-Chattanooga	66-70
Lambuth	80-59
St. Bernard	74-66
Bethel	109-77
Austin Peay	79-84
Troy State	73-88
Huntingdon	79-65
Troy State	77-83
UT-Martin	72-69
UT-Martin	76-86
Bethel	65-64
Lambuth	76-61
Jacksonville St.	91-51
St. Bernard	68-86
West Alabama	76-68
Belmont	109-72
(ACC TOURNAMENT)	
Livingston	90-77
Troy State	99-91
Jacksonville St.	60-80

## 1961-62 (17-9)

### COACH: ED BILLINGHAM

David Lipscomb	78-75
at Athens State	76-68
at St. Bernard	77-82
Jacksonville St.	67-59
Austin Peay	88-85
Lambuth	73-49
Mississippi	64-68
at UT-Chattanooga	66-68
UT-Martin	79-77
at Belmont	89-59
at David Lipscomb	66-85
at Austin Peay	70-77
West Alabama	98-82
Troy State	116-85
at Troy State	77-80
at Mississippi	70-80
Athens State	90-88
at UT-Martin	89-82
St. Bernard	114-99
at Jacksonville St.	58-62
at Lambuth	100-91
Belmont	107-86
at West Alabama	107-86
UT-Chattanooga	97-82
(NAIA DISTRICT TOURNAMENT)	
Troy State	123-103
(NAIA NATIONAL TOURNAMENT)	
Saint Cloud	54-86

## 1962-63 (9-13)

### COACH: ED BILLINGHAM

Huntingdon	91-78
Middle Tennessee	77-86
at Athens State	85-98
David Lipscomb	75-60
at St. Bernard	73-98
at Troy State	76-92
Austin Peay	98-95
Delta State	76-80
at Delta State	75-80
St. Bernard	97-84
at UT-Martin	69-86
at Middle Tennessee	67-64
at Austin Peay	85-89
Troy State	88-86

at Huntingdon	84-93
Lambuth	66-81
at West Alabama	73-77
Athens State	78-88
at Lambuth	97-87
at David Lipscomb	62-77
West Alabama	109-68
UT-Martin	95-78

## 1963-64 (8-16)

### COACH: ED BILLINGHAM

at Huntingdon	73-104
David Lipscomb	55-53
at Middle Tennessee	87-99
at UT-Martin	73-65
(Union Tournament)	
Christian Brothers	82-94
King College	65-72
Delta State	75-76
Athens State	81-80
Bethel	88-80
Union	58-89
at Athens State	64-68
at Delta State	79-87
at Lambuth	92-95
Huntingdon	70-81
at Bethel	63-92
UT-Martin	76-79
at David Lipscomb	68-67
West Alabama	119-79
Middle Tennessee	97-98
at UT-Chattanooga	75-82
at West Alabama	89-107
UT-Chattanooga	93-84
Lambuth	118-90
at Union	83-84

## 1964-65 (6-17)

### COACH: ED BILLINGHAM

Lambuth	79-70
at Middle Tennessee	77-95
Athens State	80-96
David Lipscomb	70-74
Jacksonville St.	84-92
at UT-Chattanooga	81-92
at David Lipscomb	64-75
at West Alabama	82-84
at Huntingdon	72-93
at Troy State	73-96
West Alabama	120-106
at Athens State	77-90
at Howard	68-81
at Montevallo	71-55
at Jacksonville St.	62-76
at Lambuth	83-73
Montevallo	92-73
UT-Chattanooga	62-67
Middle Tennessee	87-81
Howard	65-69
Huntingdon	79-97
Troy State	74-79
(ACC TOURNAMENT)	
Jacksonville St.	79-90

## 1965-66 (7-16)

### COACH: ED BILLINGHAM

Lambuth	49-48
Middle Tennessee	72-88
Jacksonville St.	69-83
Troy State	67-79
UT-Chattanooga	68-69
David Lipscomb	72-99
Jacksonville St.	101-109

# ALL-TIME SCORES

Montevallo	81-73
Athens State	69-84
Lambuth	82-65
Union	71-98
David Lipscomb	77-86
Middle Tennessee	78-86
St. Bernard	76-83
Troy State	92-88
St. Bernard	88-112
West Alabama	109-89
Montevallo	79-82
West Alabama	108-93
UT-Chattanooga	86-101
Union	72-70
Montevallo	70-96
(ACC TOURNAMENT)	
Troy State	80-84

## 1966-67 (6-17) COACH: ED BILLINGHAM

at Middle Tennessee	79-111
Jacksonville St.	95-113
David Lipscomb	67-73
at Athens State	99-78
UT-Chattanooga	70-68
at Jacksonville St.	107-119
Troy State	67-59
at Lambuth	68-72
at West Alabama	76-85
Middle Tennessee	73-78
at Union	65-105
at David Lipscomb	83-106
at UT-Chattanooga	82-105
West Alabama	105-91
at Troy State	80-92
at Montevallo	63-74
St. Bernard	77-96
Montevallo	78-69
Athens State	70-81
at St. Bernard	82-83
Union	72-78
Lambuth	70-65
(ACC TOURNAMENT)	
St. Bernard	83-107

## 1967-68 (7-15) COACH: ED BILLINGHAM

Lambuth	63-64
(Carson-Newman Tourney)	
at Carson Newman	81-98
Tennessee Wesleyan	60-66
Bethel	80-74
Union	66-68
at UT-Chattanooga	85-104
UT-Chattanooga	74-98
Athens State	94-91
at Athens State	91-89
at Bethel	76-95
at Lambuth	62-64
Jacksonville St.	88-105
Troy State	61-73
at Union	73-108
at St. Bernard	92-109
at Troy State	58-62
at Montevallo	88-81
West Alabama	86-84
Montevallo	72-67
at Jacksonville St.	65-91
St. Bernard	98-89
(ACC TOURNAMENT)	
Athens State	60-78

## 1968-69 (8-13) COACH: ED BILLINGHAM

at Lambuth	80-87
at Athens State	82-80
at Bethel	72-82
UT-Chattanooga	74-90
at Jacksonville St.	90-110
St. Bernard	76-84
Jacksonville St.	80-91
at UT-Chattanooga	85-101
Bethel	87-88
at St. Bernard	78-72
at West Alabama	80-100
Troy State	90-65
at David Lipscomb	68-87
David Lipscomb	95-85
at Troy State	81-65
at Montevallo	83-71
West Alabama	84-82
Montevallo	99-86
Athens State	74-87
Lambuth	84-98
(ACC TOURNAMENT)	
Montevallo	79-81

## 1969-70 (12-12) COACH: ED BILLINGHAM

Huntingdon	79-78
Athens State	90-94
at Jacksonville St.	92-115
Troy State	87-76
Evangel College	63-60
Jacksonville St.	78-98
at UT-Chattanooga	70-78
David Lipscomb	80-71
UT-Chattanooga	77-78
at Alabama A&M	108-84
at Montevallo	89-80
at Lambuth	79-67
at West Alabama	82-111
at Troy State	99-64
at St. Bernard	96-87
at David Lipscomb	59-88
Montevallo	96-81
Lambuth	78-62
St. Bernard	87-96
West Alabama	79-96
at Athens State	84-91
Alabama A&M	109-97
at Huntingdon	84-95
(ACC TOURNAMENT)	
West Alabama	74-75

## 1970-71 (17-7) COACH: ED BILLINGHAM

Montevallo	55-60
at Huntingdon	65-70
Troy State	85-75
Lambuth (OT)	85-82
at St. Bernard	122-86
David Lipscomb	87-81
at Montevallo	71-69
Belmont	112-94
Athens State	90-80
Birmingham Southern	89-61
Jacksonville St.	118-90
at Lambuth	83-76
at Athens State	105-97
at West Alabama	82-86
at Troy State	95-78
at Birmingham Southern	46-55
St Bernard	121-92

at Jacksonville St.	(OT) 79-83
at David Lipscomb	106-104
West Alabama	80-87
Huntingdon	118-87
(ACC TOURNAMENT)	
Huntingdon	111-87
Athens State	120-89
West Alabama	84-97

## 1971-72 (11-12) COACH ED BILLINGHAM

David Lipscomb	110-78
Lambuth	99-81
Troy State	(OT) 87-88
West Alabama	97-95
at St. Bernard	72-83
at UT-Martin	82-83
at Montevallo	70-83
at Lambuth	113-98
Middle Tennessee	72-90
Athens State	84-86
at David Lipscomb	90-110
at Troy State	80-69
at Jacksonville St.	95-110
Montevallo	85-65
St. Bernard	(OT) 82-80
at Athens State	77-98
UT-Martin	88-75
at Delta State	70-83
Jacksonville St.	101-91
at West Alabama	90-95
Delta State	62-59
(GSC TOURNAMENT)	
SE Louisiana	92-83
at Delta State	71-81



## 1972-73 (13-9) COACH: BILL E. JONES

St. Bernard	91-100
at Lambuth	78-74
Troy State	(OT) 79-78
at Jacksonville St.	111-94
Lambuth	67-69
Athens College	75-76
Nicholls State	97-85
SE Louisiana	76-53
at UT-Martin	91-81
at Delta State	83-67
West Alabama	75-59
David Lipscomb	94-70
at Nicholls State	84-75
at SE Louisiana	75-89
Jacksonville St.	78-74
at Athens State	70-99
at St. Bernard	70-73
Delta State	66-67
at West Alabama	87-83
UT-Martin	68-84
at Troy State	(forfeit) 2-0
Alcorn A&M	72-103

## 1973-74 (15-8) COACH: BILL E. JONES

at David Lipscomb	91-67
Lambuth	91-83
Union	101-90
at Sewanee	85-74
Nicholls State	87-78
West Alabama	84-68
at Shorter College	88-82
at Jacksonville St.	76-85
at Troy State	70-68
at Southern Miss.	77-86
Sewanee	80-77
at Lambuth	83-102
at Union	85-75
UT-Martin	83-80
Shorter College	(OT) 89-94
SE Louisiana	77-89
at UT-Martin	81-80
at West Alabama	79-75
Miss. College	73-82
Troy State	86-95
Jacksonville St.	(OT) 61-67
at Delta State	82-69
at Northwestern La.	71-78



## 1974-75 (12-12) COACH: BILL L. JONES

Shorter College	83-63
at Lambuth	62-66
Alabama A&M	81-90
at South Alabama	78-96
at West Alabama	53-52
at Miss. College	66-73
David Lipscomb	84-70
Jacksonville St.	59-58
Troy State	82-67
at UT-Martin	(OT) 72-73
at Shorter College	63-79
Lambuth	95-79
at Samford	71-83
at Nicholls State	61-76
at SE Louisiana	70-83
at Xavier	78-84
UT-Martin	74-58
West Alabama	76-58
at Alabama A&M	65-61
at Troy State	66-74
at Jacksonville St.	77-93
Xavier	98-76
Delta State	83-68
Northwestern La.	79-69

## 1975-76 (19-6) COACH: BILL L. JONES

at David Lipscomb	74-62
at Tennessee State	59-73
West Alabama	82-61
Lambuth	70-61

Belmont	53-50
Alabama A&M	79-65
at Union	67-55
at Lambuth (2 OT)	92-90
at UT-Martin	62-59
Union	86-59
at Troy State	79-70
at Jacksonville St.	66-68
Tennessee State	53-61
Mississippi College	69-43
at West Alabama	74-52
at Alabama A&M	69-67
Freed Hardeman	61-54
Auburn-Montgomery	98-72
SE Louisiana	51-47
Nicholls State	(OT) 72-69
at Delta State	74-79
at Northwestern La.	78-102
Jacksonville St.	76-69
Troy State	(OT) 83-84
UT-Martin	58-56

## 1976-77 (24-7) COACH: BILL L. JONES NCAA FINAL FOUR

Southwestern	99-72
at West Alabama	59-58
Lambuth	83-68
Alabama A&M	89-75
at Belmont	78-73
David Lipscomb	83-69
at Southwestern	93-49
at Lambuth	(OT) 103-100
SE Louisiana	80-78
Nicholls State	(OT) 84-81
Tennessee State	79-68
at UT-Martin	68-62
at Troy State	64-67
at Jacksonville St.	78-90
Mississippi College	80-68
West Alabama	70-62
at Tennessee State	61-51
at Alabama A&M	74-82
Delta State	83-77
at Nicholls State	94-77
at SE Louisiana	59-62
UT-Martin	82-73
at Delta State	68-70
Jacksonville St.	90-75
Troy State	84-78
at Mississippi College	63-65
(NCAA REGIONAL)	
Florence, Ala.	
Southern Univ.	105-88
Troy State	77-70
(NCAA QUARTERFINAL)	
Florence, Ala.	
Cal-Poly-SLO	(OT) 67-64
(NCAA SEMIFINAL)	
Springfield, Mass.	
Randolph-Macon	67-82
(NCAA CONSOLATION)	
Springfield, Mass.	
Sacred Heart	93-77

## 1977-78 (17-9) COACH: BILL L. JONES (North Alabama Classic)

Ark.-Monticello	87-60
Kentucky State	84-79
(Citrus Invitational)	
Lakeland, Fla.	
Iona College	67-69

# ALL-TIME SCORES

Flagler College	92-65
Lambuth	108-68
Alabama A&M	92-74
at Nicholls State	84-98
at SE Louisiana	48-43
at Lambuth	88-83
Delta State	90-85
West Alabama	69-72
at Tennessee State	58-55
at Mississippi College	80-84
Jacksonville State	67-72
Troy State	53-49
UT- Martin	50-51
at UT-Martin	57-55
SE Louisiana	52-51
Nicholls State	85-77
Tennessee State	66-54
at Delta State	(OT) 92-91
at West Alabama	75-86
Miss. College	53-56
at Alabama A&M	82-81
at Jacksonville State	82-92
at Troy State	70-68

**1978-79 (22-9)**  
**COACH: BILL L. JONES**  
**NCAA NATIONAL CHAMPIONS**  
 (Columbus Tournament)  
 Columbus, Ga.

Southern Univ.	68-70
Shorter College	107-71
Nicholls State	72-76
SE Louisiana	75-71
Lambuth	91-73
Alabama A&M	82-69
at Alabama State	64-65
Otterbein	71-63
at Lambuth	82-77
at West Alabama	79-85
Tennessee State	73-83
Mississippi College	68-67
Alabama State	75-76
at Jacksonville St.	69-63
at Troy State	66-80
UT-Martin	86-81
at Alabama A&M	86-66
at Tennessee State	77-79
at SE Louisiana	60-58
at Nicholls State	85-80
Delta State	90-89
West Alabama	77-78
at UT- Martin	92-75
at Mississippi College	72-71
Troy State	93-78
Jacksonville St.	86-74
(NCAA REGIONAL)	
Lakeland, Fla.	
at Florida Southern	75-67
Valdosta State	110-101
(NCAA QUARTERFINAL)	
Thibodaux, La.	
at Nicholls State	103-97
(NCAA SEMIFINAL)	
Springfield, Mo.	
Bridgeport	
85-82	
(NCAA FINAL)	
Springfield, Mo.	
Wisconsin-Green Bay	64-50

**1979-80 (21-10)**  
**COACH: BILL L. JONES**  
**NCAA FINAL FOUR**  
 (North Alabama Classic)

Lambuth	71-63
Henderson State	66-56
at Alabama State	79-88
Tuskegee	83-75
Alabama A&M	81-67
at Tuskegee	(OT) 75-78
at Middle Tennessee	60-67
Columbus College	86-76
Delta State	93-81
West Alabama	96-75
Alabama State	85-69
at Mississippi College	89-76
at UT-Martin	72-64
Jacksonville St.	66-82
Troy State	83-66
UT-Martin	81-63
Lambuth	76-62
at Alabama A&M	65-52
at Tennessee State	63-72
at Columbus College	94-72
at Delta State	57-59
at West Alabama	69-68
Tennessee State	85-72
Mississippi College	69-68
at Troy State	61-82
at Jacksonville St.	77-106

(NCAA REGIONAL)  
 Warrensburg, Mo.

at C. Missouri St.	98-86
Nicholls State	77-68
(NCAA QUARTERFINAL)	
Florence, Ala.	
Cal-Riverside	76-69
(NCAA SEMIFINAL)	
Springfield, Mass.	
New York Tech	68-74
(NCAA CONSOLATION)	
Springfield, Mass.	
Florida Southern	67-68

**1980-81 (22-9)**  
**COACH: BILL L. JONES**  
**NCAA QUARTERFINALST**  
 (North Alabama Classic)

at Tuskegee	61-51
Dillard	99-83
Tuskegee	93-78
Middle Tennessee	(OT) 73-74
at Columbus College	58-75
at Vanderbilt	79-111
David Lipscomb	57-52
Columbus College	80-59
at Lambuth	81-80
at Delta State	69-64
at UT-Martin	66-83
UT-Martin	49-43
Mississippi College	69-53
at Alabama State	64-65
Troy State	78-60
West Alabama	79-64
Lambuth	101-79
at Jacksonville St.	(OT) 64-70
at Troy State	59-54
at David Lipscomb	89-93
Jacksonville St.	68-63
Tuskegee	54-50
Alabama State	78-62
Delta State	(OT) 84-89
at Mississippi College	(OT) 51-49

at West Alabama	74-72
(GSC TOURNAMENT)	
Livingston, Ala.	
Delta State	98-84
Jacksonville State	81-70
(NCAA REGIONAL)	
Florence, Ala.	
Lincoln Univ.	67-53
NE Missouri	63-59
(NCAA QUARTERFINAL)	
Green Bay, Wis.	
at Wisconsin-Green Bay	39-65

**1981-82 (13-12)**  
**COACH: BILL L. JONES**  
 (North Alabama Classic)

at Tennessee Wesleyan	82-78
Southern Univ.	73-74
Valdosta State	75-53
at Lambuth	73-68
Alabama A&M	75-63
at Vanderbilt	88-116
at Southern Univ.	68-65
at Dillard	98-86
at UT-Martin	45-52
West Georgia	84-73
at Alabama A&M	70-82
West Alabama	57-60
Mississippi College	77-57
at Delta State	54-59
Jacksonville State	78-79
Troy State	92-83
Lambuth	95-81
UT-Martin	54-55
at West Alabama	52-54
at Mississippi College	64-67
Delta State	85-61
at Jacksonville St.	76-88
at Troy State	79-77
Dillard	97-80
(GSC TOURNAMENT)	
Jacksonville, Ala.	
at Jacksonville St.	71-84

**1982-83 (14-15)**  
**COACH: BILL L. JONES**  
 (North Alabama Classic)

Milligan College	70-62
Montevallo	53-55
at Alabama A&M	76-67
Southern Univ.	64-58
at Lambuth	99-68
at Mississippi State	49-80
at West Georgia	66-64
at Dillard	92-79
at Southern Univ.	81-87
Dillard	76-69
Alabama A&M	92-85
at Jacksonville St.	83-86
at West Alabama	66-69
Troy State	65-76
Valdosta State	81-76
at Mississippi College	79-82
at Delta State	95-68
Lambuth	84-63
at UT-Martin	89-101
Tennessee Wesleyan	77-61
Jacksonville St.	61-63
West Alabama	58-63
at Troy State	61-66
at Valdosta State	76-81
Mississippi College	82-87
Delta State	55-39
UT-Martin	63-68

(GSC TOURNAMENT)

Livingston, Ala.	
at Livingston	70-66
Jacksonville St.	66-77

**1983-84 (27-7)**  
**COACH: BILL L. JONES**  
**NCAA FINAL FOUR**

Stillman	83-43
at Alabama Christian	116-81
at Tennessee Wesleyan	65-54
Athens State	58-56
at Lambuth	93-75
Lambuth	102-58
Tennessee Wesleyan	68-53
at Mississippi State	64-70
Bethel	85-66
Jacksonville St.	74-75
West Alabama	80-58
at Troy State	61-57
at Valdosta State	67-63
Mississippi College	49-48
Delta State	80-77
at Alabama A&M	75-81
UT-Martin	77-71
at Athens State	66-61
at Jacksonville St.	(OT) 89-88
at West Alabama	77-78
Dillard	106-76
Troy State	67-61
Valdosta State	88-65
Alabama A&M	87-65
at Mississippi College	75-71
at Delta State	80-90
at UT-Martin	77-81

(GSC TOURNAMENT)  
 Florence, Ala.

West Alabama	85-68
Troy State	(2 OT) 71-67
Jacksonville St.	82-78
(NCAA REGIONAL)	
Florence, Ala.	
Albany State	86-73
West Georgia	66-65
(NCAA QUARTERFINAL)	
Florence, Ala.	
San Francisco St.	76-68
(NCAA SEMIFINAL)	
Springfield, Mass.	
C. Missouri St.	(OT) 85-89

**1984-85 (15-12)**  
**COACH: BILL L. JONES**

Tennessee Wesleyan	66-59
at Bethel College	77-78
Alabama Christian	99-61
at Tennessee Wesleyan	66-61
Athens State	56-55
West Alabama	70-43
Mississippi College	74-50
at Athens State	57-60
at Alabama-Huntsville	58-53
Purdue-Calumet	77-63
at Jacksonville St.	65-71
at West Georgia	64-69
at Delta State	60-64
at Mississippi College	50-49
Delta State	71-51
Sam Houston St.	76-66
Troy State	78-70
Valdosta State	50-57
at Troy State	90-81
at Valdosta State	62-69

West Georgia	66-64
UT-Martin	61-67
Bethel College	72-56
at West Alabama	(3 OT) 72-74
Jacksonville St.	71-85
at UT-Martin	77-80
(GSC TOURNAMENT)	
Valdosta, Ga.	
at Valdosta St.	70-71

**1985-86 (18-9)**  
**COACH: BILL L. JONES**  
 (Executive Rivermont Classic)  
 Owensboro, Ky.

Tennessee Wesleyan	76-64
Bethel College	76-55
Brescia College	84-61
at Kentucky Wesleyan	67-69
at Tennessee Wesleyan	64-62
at Alabama-Huntsville	66-62
Athens State	53-45
at Athens State	(2 OT) 68-74
Arkansas College	77-55
UT-Martin	71-80
Valdosta State	81-74
at Delta State	85-87
Troy State	86-84
Jacksonville St.	95-90
at Valdosta State	93-113
at Troy State	66-69
at West Georgia	79-102
Alabama-Huntsville	80-67
West Alabama	82-68
at Jacksonville St.	81-84
at UT- Martin	75-80
West Georgia	86-78
at Mississippi College	62-60
at West Alabama	70-60
Fort Valley St.	89-68
Mississippi College	85-74
Delta State	67-64

**1986-87 (18-10)**  
**COACH: BILL L. JONES**

Shorter College	81-61
Stillman College	106-58
at Shorter College	103-67
Athens State	80-72
Southern-N.O.	107-68
at Aub.-Montgomery	64-70
at Alabama-Huntsville	104-69
at Athens State	75-64
Mississippi College	81-73
Simpson College	118-61
Delta State	83-76
at West Alabama	93-86
at Mississippi College	76-73
at UT-Martin	58-66
Alabama-Huntsville	104-68
West Georgia	84-86
at Jacksonville St.	76-87
West Alabama	69-66
Aub.- Montgomery	68-54
at West Georgia	93-106
at Troy State	(OT) 81-76
at Valdosta State	72-84
UT-Martin	69-76
Jacksonville St.	63-62
Troy State	77-83
Valdosta State	86-66
at Delta State	(OT) 76-77
(GSC TOURNAMENT)	
Carrollton, Ga.	
at West Georgia	79-93

# ALL-TIME SCORES

## 1987-88 (17-14)

**COACH: BILL L. JONES**  
NCAA PARTICIPANT

Alabama-Huntsville	93-64
(River City Classic)	
Cape Girardeau, Mo.	
at S.E. Missouri	63-75
Southern Indiana	74-80
Athens State	61-72
Arkansas-Monticello	87-67
Miles	102-61
at Athens State	71-76
(UAH Thanksgiving Classic)	
Huntsville, Ala.	
UM-St. Louis	84-76
at Alabama-Huntsville (OT)	66-58

Jacksonville St.	74-85
West Georgia	87-77
at West Alabama	64-66
UT-Martin	74-83
Mississippi College	58-54
at Troy State	75-83
at Valdosta State	65-74
at Jacksonville State	78-70
at West Georgia	83-72
Delta State	82-69
West Alabama	84-80
Aub.-Montgomery	81-84
at Mississippi College	96-88
at Alabama-Huntsville	100-92
Troy State	97-79
Valdosta State	64-65
at UT-Martin	86-114
at Delta State	74-77
(GSC TOURNAMENT)	
at UT-Martin	56-55
at Troy State	79-75
(NCAA REGIONAL)	
Lakeland, Fla.	
Florida Southern	76-99
Norfolk State	87-76



## 1988-89 (16-11)

**COACH: GARY ELLIOTT**

Henderson State	79-71
Stillman	115-86
Athens State	73-53
at Aub.-Montgomery	78-66
at West Georgia	84-90
at Jacksonville St.	94-101
Alabama-Huntsville	101-60
(AUM Holiday Tournament)	
Montgomery, Ala.	
Mobile College	79-74
at Aub.-Montgomery	63-88
Faulkner	93-75
West Alabama	72-58
Delta State	76-82

at UT-Martin	98-80
at Mississippi College (OT)	84-88
at Athens State	62-67
Valdosta State	69-64
Troy State	81-97
West Georgia	99-82
Jacksonville St.	70-84
Aub.-Montgomery	84-67
at West Alabama	69-83
at Delta State	85-83
at Alabama-Huntsville	113-87
Mississippi College	78-74
at Valdosta State	83-85
at Troy State	77-91
UT-Martin	94-68

## 1989-90 (20-8)

**COACH: GARY ELLIOTT**

(First Federal / Pepsi Tipoff)

Northeast Missouri	80-58
Angelo State	121-76
at Henderson State	85-78
Shorter	91-61
Lane	122-80
North Georgia	103-79
Athens State	87-93
at Texas Tech	66-90
Earl Paulk	97-82
West Georgia	69-71
Jacksonville St.	77-72
at Alabama-Huntsville	96-83
at West Alabama	72-64
at Delta State (OT)	85-81
UT-Martin	88-63
Mississippi College	84-81
at Valdosta State (OT)	101-102
at Troy State	89-84
at West Georgia	100-101
at Jacksonville St.	89-96
Alabama-Huntsville	104-67
West Alabama	94-67
Delta State	85-67
at Athens State	72-58
at Mississippi College	77-83
Valdosta State	97-79
Troy State	107-102
at UT-Martin (OT)	94-99

## 1990-91 (29-4)

**COACH: GARY ELLIOTT**

NCAA DIVISION II  
NATIONAL CHAMPIONS

(First Federal / Pepsi Tipoff)

Johnson C. Smith	90-70
Texas A&I	79-73
(Virginia Union Tournament)	
Richmond, Va.	
Florida Tech	90-82
at Virginia Union	87-83
at Athens State	91-82
Belhaven	101-83
Shorter	80-68
Athens State	88-75
at Mississippi College (OT)	90-93
at Murray State	88-70
DeVry	119-71
UT-Martin	90-58
Valdosta State	100-80
Troy State	100-109

at Alabama-Huntsville	98-77
at West Alabama	87-60
at Delta State	74-65
West Georgia	111-85
Jacksonville St.	105-73
Morehouse	105-100
at UT-Martin	89-79
at Valdosta State	90-79
at Troy State (OT)	98-107
West Alabama	75-78
at West Georgia	83-66
at Jacksonville St.	101-90
Mississippi College	78-76
Delta State	88-75
(NCAA REGIONAL)	
Troy, Ala.	
Hampton	94-80
at Troy State	93-86

(NCAA QUARTERFINAL)

Springfield, Mass.

Ashland 92-84

(NCAA SEMIFINAL)

Springfield, Mass.

Virginia Union 97-76

(NCAA FINAL)

Springfield, Mass.

Bridgeport 79-72

## 1991-92 (19-9)

**COACH: GARY ELLIOTT**

(First Federal / Pepsi Tipoff)

Ferris State	88-91
Tarleton State	61-53
Athens State	80-79
(UAH Thanksgiving Tournament)	
Huntsville, Ala.	
Birmingham Southern	93-79
Delta State	74-95
Baptist Christian	93-69
Shorter	76-67
at Athens State	98-71
Georgia College	76-60
Augusta College	70-64
DeVry	127-57
Jacksonville St.	92-91
Alabama-Huntsville	91-77
at Valdosta State	86-74
at West Georgia	88-79
Delta State (OT)	82-79
at Georgia College	96-87
at Morehouse	94-93
West Alabama	114-87
Mississippi College	71-81
at Jacksonville St.	91-104
at Augusta College	64-77
at Mississippi College	89-79
at West Alabama	60-64
at Delta State	67-81
West Georgia	102-86
Valdosta State	73-76
(GSC TOURNAMENT)	
Jacksonville, Ala.	
at Jacksonville St.	79-108

## 1992-93 (16-10)

**COACH: GARY ELLIOTT**

(First Federal/Pepsi Tipoff)

Lincoln	76-68
Elizabeth City St.	90-95
at Alabama-Huntsville	85-97
(Missouri Southern Classic)	
Joplin, Mo.	

Pittsburg State	64-77
Missouri Southern	65-94
at Arkansas College	96-91
Athens State	82-70
Knoxville College	97-82
at Delta State	73-90
Arkansas College	81-67
(Delta State Classic)	
Cleveland, Miss.	
Alabama-Huntsville	88-76
Baptist Christian	103-84
Tusculum	91-62
at West Georgia	80-76
at Valdosta State	87-80
at Athens State	87-86
Jacksonville St.	90-74
Baptist Christian	122-92
West Alabama	64-71
Mississippi College	70-56
Delta State	69-90
at Mississippi College	86-113
at West Alabama (OT)	70-73
at Jacksonville St.	95-109
West Georgia	78-61
Valdosta State	76-74

## 1993-94 (24-6)

**COACH: GARY ELLIOTT**

NCAA REGIONAL RUNNER-UP

(First Federal/Pepsi Tipoff)

Winona State	120-95
Mississippi College	62-92
Tennessee Wesleyan	93-61
(JSU Coca Cola Classic)	
Charlotte, N.C.	
Johnson C. Smith	62-67
Fayetteville State	94-68
Shorter College	93-51
at Delta State	87-81
(Mississippi College Tournament)	
Clinton, Miss.	
Arkansas-Monticello (OT)	108-101
at Mississippi College	77-74
Central State (Ohio)	96-71
Valdosta State	90-70
West Georgia	82-90
at Henderson State	79-76
at Central Arkansas	80-75
Lincoln Memorial	76-64
at Athens State	79-71
at Valdosta State (OT)	98-95
Knoxville College	85-60
Henderson State	98-82
Central Arkansas	81-77
at Alabama-Huntsville	105-74
at Lincoln Memorial	95-89
Delta State	77-85
Alabama-Huntsville	97-61
at West Georgia	75-86
Athens State	85-67
(GSC TOURNAMENT)	
Clinton, Miss.	
at Mississippi College	66-64
West Alabama (OT)	66-62
(NCAA REGIONAL)	
Topeka, Kan.	
West Texas A&M	74-67
at Washburn	73-92

## 1994-95 (20-8)

**COACH: GARY ELLIOTT**  
NCAA PARTICIPANT

(First Federal/Pepsi Tipoff)

Hillsdale	93-84
California (Pa.)	77-61
Martin Methodist	69-54
at Athens State	72-63
Lane	87-84
(Missouri Western Tournament)	
St. Joseph, Mo.	
Saginaw Valley State	62-81
Angelo State	72-70
Athens State (OT)	90-91
(Gannon Tournament)	
Erie, Pa.	
Slippery Rock	93-89
at Gannon (OT)	75-80
at West Florida	84-62
at Valdosta State	78-98
Central Arkansas	78-71
Henderson State	102-91
at Central Arkansas	68-86
at Henderson State	85-77
Alabama-Huntsville	77-67
West Georgia	60-61
Valdosta State	76-68
Lincoln Memorial	88-66
Selma	101-66
at West Georgia	74-45
at Lane	84-82
West Florida	81-66
at Alabama-Huntsville	68-57
at Lincoln Memorial	81-78
(GSC TOURNAMENT)	
Florence, Ala.	
Mississippi College	56-76
(NCAA REGIONAL)	
Warrensburg, Mo.	
at Central Missouri State	75-95
(First Federal/Pepsi Tipoff)	
Lane	97-79
Texas A&M-Kingsville	83-85
at Delta State	82-77
Faulkner University	93-86
at Indianapolis	86-93
(Kentucky Wesleyan Tournament)	
Owensburg, Ky.	
Indiana (Pa.)	68-82
Hillsdale	91-74
Delta State	84-75
Athens State	84-81
Martin Methodist	71-56
Baptist Christian	88-63
at West Florida	100-71
at Valdosta State	83-93
Montevallo	118-84
West Alabama	60-44
Lincoln Memorial	92-75
West Georgia	87-75
at Alabama-Huntsville	70-61
at Athens State	78-76
Valdosta State (OT)	76-72
West Florida	86-74
at West Alabama	79-64
at Lincoln Memorial	70-72
at West Georgia	81-96

## 1995-96 (24-8)

**COACH: GARY ELLIOTT**

NCAA REGIONAL CHMPION

(First Federal/Pepsi Tipoff)

# ALL-TIME SCORES

at Montevallo	88-100
Alabama-Huntsville	71-59
(GSC TOURNAMENT)	
Cleveland, Miss.	
Mississippi College	92-75
at Delta State	80-65
(NCAA REGIONAL)	
Rolla, Mo.	
Delta State	78-69
Texas A&M-Kingsville	85-80
at Missouri-Rolla	92-80
(NCAA QUARTERFINAL)	
Louisville, Ky.	
Fort Hays State	68-71

## 1996-97 (16-11)

**COACH: GARY ELLIOTT**

(First Federal/Pepsi Tipoff)

Tuskegee	86-64
Lake Superior State	74-58
Lane College	
Athens State	88-86
(Mississippi College Tournament)	99-65
Clinton, Miss.	
Southern Arkansas	61-53
Mississippi College	50-67
Voorhees College	91-84
at Athens State	66-94
(Missouri Southern Tournamernt)	
Joplin, Mo.	
American University	70-65
Henderson State	78-85
West Florida	63-65
Valdosta State	52-55
at Montevallo	68-64
at West Alabama	54-76
at Lincoln Memorial	73-77
at West Georgia	73-92
Knoxville College	112-61
Alabama-Huntsville	62-68
West Alabama	71-60
Montevallo	48-47
at Lane College	90-81
at Valdosta State	83-93
at West Florida	71-69
Lincoln Memorial	79-53
West Georgia	66-57
at Alabama-Huntsville	76-71
(GSC TOURNAMENT)	
Carrollton, Ga.	
Henderson State	82-95

## 1997-98 (10-16)

**COACH: GARY ELLIOTT**

(First Southern/Pepsi Tipoff)

LeMoyne-Owen	50-53
Arkansas Tech	78-58
Kentucky Wesleyan	44-78
Delta State	66-89
Lane College	73-82
(Missouri-Rolla Tournament)	
Rolla, Mo.	
Lincoln University	104-96
Missouri-Rolla	70-68
at Kentucky Wesleyan	69-95
at Valdosta State	56-57
at West Florida	73-88
West Alabama	60-72
Montevallo	67-63
West Georgia	66-69
Lincoln Memorial	67-64
at Alabama A&M	84-87

at Alabama-Huntsville	60-61
Athens State	65-81
at Montevallo	82-72
at West Alabama	72-69
at Lane College	82-93
West Florida	73-61
Valdosta State	93-84
Alabama A&M	93-85
at West Georgia	63-68
at Lincoln Memorial	74-93
Alabama-Huntsville	82-89

## 1998-99 (14-12)

**COACH: GARY ELLIOTT**

(First Southern/Pepsi Tipoff)

Bowie State	104-63
Henderson State	58-54
Talladega	81-71
(Southern Indiana Tournament)	
Evansville, Ind.	
Armstrong Atlantic	77-82
Saginaw Valley	56-57
Selma	97-62
at Delta State	67-86
(West Florida Classic)	
Pensacola, Fla.	
Barry	73-64
St. Leo	87-67
Trevecca	108-68
Valdosta State	80-78
West Florida	66-74
at West Alabama	86-82
at Montevallo	65-81
at West Georgia	85-89
at Lincoln Memorial	76-96
Lane College	86-69
Alabama-Huntsville	61-58
at Athens State	(OT) 81-72
Montevallo	79-82
West Alabama	67-61
at West Florida	63-78
at Valdosta State	63-86
West Georgia	58-66
Lincoln Memorial	68-66
at Alabama-Huntsville	64-79

## 1999-00 (17-12)

**COACH: GARY ELLIOTT**

(First Southern/Pepsi Tipoff)

Miles College	71-57
Florida Southern	60-71
Selma	87-59
(Arkansas Tech Classic)	
Russellville, Ark.	
Arkansas Tech	68-73
Central Arkansas	81-76
Delta State	66-71
Lane College	99-73
at Christian Brothers	79-72
Pace (N)	86-75
Montevallo	81-75
at West Florida	60-65
Christian Brothers	86-58
at West Georgia	68-64
Valdosta State	85-69
at Lane College	72-76
Lincoln Memorial	79-76
Alabama-Huntsville	70-82
at West Alabama	60-64
Athens State	79-69
at Montevallo	72-68
West Florida	76-73
West Georgia	77-78

at Valdosta State	82-73
at Lincoln Memorial	71-74
at Alabama-Huntsville	64-69
West Alabama	86-63
(GSC TOURNAMENT)	
Cleveland, Miss.	
Delta State	72-65
West Florida	75-70
Henderson State	61-67

## 2000-01 (17-10)

**COACH: GARY ELLIOTT**

(First Southern/Pepsi Tipoff)

St. Andrews	103-70
Carson Newman	66-58
Tuskegee	95-59
(TVA Federal Credit Union	
Thanksgiving Classic)	
Miles College	68-59
Henderson State	75-57
at Delta State	68-69
Selma	89-60
at Valdosta State	78-72
Lane College	100-81
at Henderson State	65-68
Montevallo	86-72
at Alabama-Huntsville	61-70
Lincoln Memorial	104-66
at West Alabama	69-72
at West Georgia	65-71
Athens State	91-74
at West Florida	79-64
at Lincoln Memorial	78-83
Valdosta State	63-68
at Montevallo	83-75
Alabama-Huntsville (OT)	72-68
at West Alabama (OT)	74-73
West Georgia	75-77
at Athens State	85-65
West Florida	63-54
at Lane College	64-66
(GSC TOURNAMENT)	
Tupelo, Miss.	
Delta State (N)	61-66

## 2001-02 (10-15)

**COACH: GARY ELLIOTT**

Selma	78-63
at Evangel	63-73
at Drury	85-91
Delta State	66-75
Miles College	76-61
Henderson State	55-67
Valdosta State	63-79
at Southeast Missouri St.	68-75
at Tuskegee	83-77
Findlay	67-82
at Montevallo	65-83
Alabama-Huntsville	57-65
at Lincoln Memorial	96-88
at West Alabama	80-63
West Georgia	71-80
Athens State	69-58
West Florida	72-62
Lincoln Memorial	85-71
at Valdosta State	73-81
Motevalo	89-91
at Alabama-Huntsville	66-63
West Alabama	66-73
at West Georgia	72-75
at Athens State	82-70
at West Florida	(OT) 76-83

## 2002-03 (18-10)

**COACH: GARY ELLIOTT**

at Henderson State	71-76
vs Ouachita Baptist	89-80
Stillman College	100-69
LeMoyne-Owen	89-75
Miles College	73-63
at Valdosta State	49-64
Tuskegee University	93-87
at Findlay	78-84
vs Virginia Union	78-80
at Winston Salem State	74-65
Lincoln Memorial	65-62
West Alabama	82-57
at West Georgia	85-82
Athens State	92-79
at West Florida	69-75
at Lincoln Memorial	66-80
Valdosta State	75-70
Lane	84-79
at Montevallo	86-63
Alabama-Huntsville	53-58
at West Alabama	81-72
West Georgia	86-84
at Delta State	78-92
West Florida	72-65
at Athens State	95-78
Montevallo	82-78
at Alabama-Huntsville	56-64
(GSC TOURNAMENT)	
Tupelo, Miss.	

Harding 66-88



## 2003-04 (12-16)

**COACH: BOBBY CHAMPAGNE**

vs. Henderson State	58-95
at Ouachita Baptist	64-71
at Lane	73-69
at Tuskegee	88-70
Kennesaw State	62-63
at Miles College	75-76
vs LeMoyne-Owen College	97-75
Columbus State	66-60
at Kennesaw State	51-74
at Southern Indiana	75-93
vs Indianapolis	80-101
Christian Brothers	74-83
Valdosta State	59-65
West Florida	86-73
at West Alabama	63-56
at Montevallo	66-78
at West Georgia	72-94
at Lincoln Memorial	72-63
Alabama-Huntsville	72-75
Montevallo	70-71
West Alabama	85-62
at West Florida	63-52
at Valdosta State	64-77
West Georgia	68-91
Lincoln Memorial	82-70

at Alabama Huntsville	80-70
(GSC TOURNAMENT)	
Tupelo, Miss.	
Christian Brothers	58-64

## 2004-05 (14-14)

**COACH: BOBBY CHAMPAGNE**

Nova Southeastern	72-64
Stillman	99-89
Southern Indiana	78-75
Kentucky Wesleyan	64-62
vs Miles	76-81
vs LeMoyne-Owen	71-63
at Delta State	73-71
at Columbus State	103-101
Ouachita Baptist	69-75
at Ouachita Baptist	86-96
Lane	93-100
at Christian Brothers	79-89
at Montevallo	63-81
at West Alabama	93-86
Valdosta State	59-53
West Florida	62-60
at Lincoln Memorial	65-79
at West Georgia	88-109
at Alabama-Huntsville	54-76
Florida Gulf Coast	90-83
at West Florida	90-101
at Valdosta State	74-79
West Alabama	89-75
Montevallo	85-90
Lincoln Memorial	77-72
West Georgia	96-83
Alabama-Huntsville	93-99
(GSC TOURNAMENT)	
Tupelo, Miss.	
Ouachita Baptist	58-73

## 2005-06 (18-11)

**COACH: BOBBY CHAMPAGNE**

at Stillman	93-97
at Kentucky Wesleyan	91-81
Stillman	83-72
Harding	78-86
vs Miles	87-78
at LeMoyne-Owen	90-77
Delta State	95-89
Christian Brothers	94-83
at Harding	92-99
at Central Arkansas	82-72
at Nova Southeastern	91-92
at Florida Gulf Coast	82-78
Central Arkansas	79-77
Montevallo	72-75
West Alabama	104-81
at Valdosta State	74-79
at West Florida	100-84
at Lincoln Memorial	94-84
West Georgia	99-107
Alabama-Huntsville	75-87
West Florida	99-83
Valdosta State	82-90
at West Alabama	83-80
at Montevallo	81-80
Lincoln Memorial	108-107
at West Georgia	99-94
at Alabama-Huntsville	85-84
(GSC TOURNAMENT)	
Tupelo, Miss.	
vs Arkansas Monticello	62-81
(NCAA REGIONAL)	
Cleveland, Miss.	
vs Arkansas Monticello	81-90

# ALL-TIME SCORES

## 2006-07 (15-14)

### COACH: BOBBY CHAMPAGNE

Lynn	94-84
Southern Arkansas	94-70
at Nova Southeastern	107-108
vs Barry University	69-71
Clayton State	74-80
at Delta State	84-90
at Harding	96-103
at Arkansas-Tech	79-78
Harding	79-68
at Christian Brothers	94-107
at Ouchita Baptist	98-94
Arkansas Tech	94-91
at Southern Arkansas	64-79
Northern Kentucky	94-100
Ouchita Baptist	78-64
at Montevallo	101-94
at West Alabama	69-79
Valdosta State	77-63
West Florida	89-60
at West Georgia	73-81
at Alabama-Huntsville	92-88
at West Florida	85-78
at Valdosta State	65-73
West Alabama	109-85
Montevallo	95-98
West Georgia	80-84
Alabama-Huntsville	89-73
(GSC TOURNAMENT)	
Southaven, Miss.	
vs Christian Brothers	78-71
vs Montevallo	71-98

## 2007-08(27-9)

### COACH: BOBBY CHAMPAGNE

(Disney Tipoff Classic)	
Lake Buena Vista, Fla.	
vs. Winona State	82-88
vs. Assumption	78-85
vs. Philadelphia	90-62
(Marriott Shoals Hoops Classic)	
Florence, Ala.	
Nova Southeastern	78-68
Miles College	87-82
Blue Mountain	122-89
Southern Arkansas	78-72
Delta State	91-78
at Southern Arkansas	77-63
at Harding	85-88
Arkansas Tech	90-100
at Clayton State	83-66
at Lynn	79-62
at Northern Kentucky	73-76
Harding	99-84
at Arkansas Tech	94-74
Carver Bible College	119-91
at West Florida	80-77
at Valdosta State	86-92
Montevallo	79-71
West Alabama	87-66
Alabama-Huntsville	82-86
at West Georgia	101-88
Concordia-Selma	83-63
at Montevallo	109-99
at West Alabama	86-68
Valdosta State	94-82
West Florida	88-66
at Alabama-Huntsville	66-56
West Georgia	69-64

## (GSC TOURNAMENT)

Southaven, Miss.	
vs Arkansas-Monticello	87-69
vs Christian Brothers	69-80
(NCAA REGIONAL)	
Lakeland, Fla.	
vs Christian Brothers	72-71
vs Ouachita Baptist	99-93
vs Benedict	97-75
(NCAA ELITE EIGHT)	
Springfield, Mass.	
vs Bentley	92-102

## 2008-09 (18-10)

### COACH: BOBBY CHAMPAGNE

(Montevallo Tip-Off Classic)	
Montevallo, Ala.	
Shaw	83-71
Palm Beach Atlantic	76-68
at Mississippi State	61-102
Blue Mountain	107-65
(Marriott Shoals Hoops Classic)	
Florence, Ala.	
Lambuth	85-78
Arkansas Tech	91-90
at Christian Brothers	46-51
Campbellsville	76-70
(Harding Classic)	
Searcy, Ark.	
Southern Arkansas	78-66
at Harding	66-80
Concordia-Selma	95-61
(High Desert Classic)	
Las Vegas, Nevada	
Seattle Pacific	81-96
Rollins College	68-71
Harding	98-92
at Arkansas Tech	67-61
West Alabama	80-64
Montevallo	75-72
at West Florida	87-71
at Valdosta State	62-81
at Alabama-Huntsville	78-76
at West Georgia	88-90
Valdosta State	91-68
West Florida	85-93
at Montevallo	80-67
at West Alabama	74-76
Alabama-Huntsville	74-60
West Georgia	92-80
(GSC TOURNAMENT)	
Southaven, Miss.	
Arkansas Tech	66-82

## 2009-10 (13-16)

### COACH: BOBBY CHAMPAGNE

Christian Brothers	65-78
Henderson State	95-86
Ouachita Baptist	90-64
at Christian Brothers	61-70
at Delta State	70-75
at Ouachita Baptist	83-75
at Arkansas Tech	73-88
at Miles	79-67
Martin Methodist	95-82
Arkansas Tech	76-89
Harding	91-87
at Arkansas-Monticello	70-78
at Southern Arkansas	76-67
West Georgia	84-70
Valdosta State	73-86
at West Alabama	76-78
at Alabama-Huntsville	78-87

at West Florida	81-78
Concordia-Selma	116-78
at Lambuth	76-82
at Valdosta State	70-81
at West Georgia	68-72
West Alabama	78-77
West Florida	97-79
at Harding	76-84
Alabama-Huntsville	71-78
Lambuth	93-96
(GSC TOURNAMENT)	
Southaven, Miss.	
Delta State	93-89
Alabama-Huntsville	79-97

## 2010-11 (13-16)

### COACH: BOBBY CHAMPAGNE

(Valdosta State GSC/SSC Challenge)	
Valdosta, Ga.	
vs. Eckerd	73-83
vs. Florida Southern	62-91
at Henderson State	77-72
at Ouachita Baptist	69-62
(Montevallo Coca-Cola Classic)	
Montevallo, Ala.	
at Montevallo	60-76
vs. Georgia College	66-67
Delta State	95-75
Christian Brothers	55-80
Harding	(OT) 87-88
Ouachita Baptist	73-60
at Arkansas Tech	57-75
at Harding	71-88
Arkansas-Monticello	96-75
Southern Arkansas	81-64
at Missouri	58-98
Concordia-Selma	105-75
at Valdosta State	84-102
at West Florida	90-72
Lambuth	93-85
West Georgia	74-77
at West Alabama	(OT) 60-68
Alabama-Huntsville	61-81
Valdosta State	100-89
West Florida	96-89
at West Georgia	73-79
at Lambuth	(OT) 99-97
West Alabama	90-69
at Alabama-Huntsville	76-83
(GSC TOURNAMENT)	
Southaven, Miss.	
Arkansas Tech	61-84

## 2011-12 (15-12)

### COACH: BOBBY CHAMPAGNE

(Morehouse GSC/SSC Challenge)	
Atlanta, Ga.	
vs. Clark Atlanta	(OT) 76-73
at Morehouse College	73-67
Huntingdon	101-72
Oakwood	81-59
(Montevallo Coca-Cola Classic)	
Montevallo, Ala.	
vs. Georgia Southwestern	63-65
at Montevallo	72-67
at Ouachita Baptist	74-75
Ouachita Baptist	82-64
at New Orleans	63-81
vs. Virginia State	85-65
vs. Saint Augustine's	60-64
at West Georgia	81-78
at West Alabama	80-87

West Florida	68-79
Valdosta State	84-70
at Christian Brothers	51-79
Delta State	68-52
Concordia-Selma	106-75
Alabama-Huntsville	77-84
West Georgia	67-62
West Alabama	65-56
at West Florida	69-75
at Valdosta State	70-58
Christian Brothers	74-87
at Delta State	83-69
at Alabama-Huntsville	68-90
(GSC TOURNAMENT)	
Niceville, Fla.	
West Florida	66-72

## 2012-13 (19-9)

### COACH: BOBBY CHAMPAGNE

Fisk	92-67
(West Georgia GSC/SSC Challenge)	
Carrollton, Ga.	
vs. Morehouse College	89-74
vs. Miles	100-47
at Georgia Southwestern	64-58
Oakwood	81-59
(Montevallo Coca-Cola Classic)	
Montevallo, Ala.	
vs. Georgia Southwestern	63-65
Lane	93-77
West Florida	67-55
Valdosta State	(OT) 95-94
Oakwood	79-61
Tennessee Temple	68-71
Georgia Southwestern	74-65
at Christian Brothers	54-69
at Delta State	69-53
Union	80-63
Shorter	73-80
at UAH	81-71
at West Georgia	(OT) 80-75
West Alabama	74-70
at West Florida	82-80
at Valdosta State	74-73
Christian Brothers	73-87
Delta State	73-54
at Union	(OT) 99-101
at Shorter	64-77
UAH	67-70
West Georgia	81-69
at West Alabama	81-77
(GSC TOURNAMENT)	
Birmingham, Ala.	
vs. West Florida	78-82
(NCAA REGIONAL)	
Lakeland, Fla.	
vs. Florida Southern	80-94

## 2013-14 (23-10)

### COACH: BOBBY CHAMPAGNE

(UAH GSC/SSC Challenge)	
Huntsville, Ala.	
vs. Stillman	85-78
vs. Fort Valley State	92-57
Trevecca Nazarene	104-78
at Tuskegee	82-85
Tuskegee	88-80
vs. St. Joseph's (Ind.)	84-68
at Florida Southern	85-94
Fisk	113-83
at Union	85-80
at West Georgia	72-74
at Shorter	72-90

Lee	76-69
Valdosta State	97-69
West Florida	75-77
at Delta State	72-84
at Christian Brothers	96-89
West Alabama	72-74
UAH	86-89
Shorter	86-83
Union	100-58
at Lee	87-78
West Georgia	97-89
at Valdosta State	79-63
at West Florida	94-90
Delta State	97-89
Christian Brothers	91-90
at West Alabama	82-88
at UAH	(OT) 97-95
(GSC TOURNAMENT)	
Birmingham, Ala.	
vs. West Georgia	84-69
vs. Valdosta State	88-79
vs. Christian Brothers	79-73
(NCAA REGIONAL)	
Lakeland, Fla.	
vs. Tampa	72-68
vs. Tuskegee	87-93

## 2014-15 (13-16)

### COACH: BOBBY CHAMPAGNE

(UAH GSC/SSC Challenge)	
Huntsville, Ala.	
vs. Tampa	88-87
vs. Saint Leo	71-83
Bryan	82-69
Martin Methodist	96-89
vs. Truman State	74-87
vs. Grand Valley State	60-78
Valdosta State	70-68
West Florida	77-79
at West Alabama	79-97
at Lee	82-87
at Shorter	87-83
Mississippi College	68-81
Delta State	69-76
Christian Brothers	61-62
Union	84-63
at West Georgia	83-92
at UAH	72-81
at West Florida	79-65
at Valdosta State	95-79
West Alabama	72-68
West Georgia	84-93
Shorter	89-65
Lee	77-67
at Mississippi College	73-76
at Delta State	67-77
at Union	93-70
at Christian Brothers	82-98
UAH	83-67
(GSC TOURNAMENT)	
Birmingham, Ala.	
at UAH	79-97

# ALL-TIME SCORES

## NCAA DIVISION I / ASUN CONFERENCE

**2015-16 (16-13)**

**COACH: BOBBY CHAMPAGNE**

(UAH GSC/SSC Challenge)

Saint Leo, Fla.

vs. Saint Leo	90-97
vs. Tampa	63-78
Fisk	89-54
Oakwood	94-90
Kentucky Wesleyan	94-81
Miles	84-90
at Valdosta State (3 OT)	115-127
at West Florida	85-96
West Georgia	96-87
West Alabama	91-89
Lee	81-76
Shorter	80-78
at Delta State	74-97
at Mississippi College	73-68
at Christian Brothers	82-64
at Union	83-95
UAH	119-103
West Florida	91-83
Valdosta State	78-64
at West Alabama	74-100
at West Georgia	97-91
at Shorter	86-85
at Lee	97-110
Mississippi College	76-77
Delta State	81-80
Union	73-71
Christian Brothers	91-90
at UAH	88-108

(GSC TOURNAMENT)

Florence, Ala.

vs. Delta State	59-90
-----------------	-------

**2016-17 (14-15)**

**COACH: BOBBY CHAMPAGNE**

(UAH GSC/SSC Challenge)

Florence, Ala.

vs. Tampa	78-64
vs. Saint Leo	101-96
Cumberland	82-77
Lane	78-82
Miles	86-74
UAH	79-91
Huntingdon	87-61
West Alabama	67-61
West Georgia	71-86
at Valdosta State	82-99
at West Florida	81-100
Christian Brothers	67-63
Union	76-97
at Delta State	80-84
at Mississippi College	60-57
Lee	83-66
at Shorter	87-86
Mississippi College	93-70
Delta State	79-84
at UAH	88-105
at Lee	79-76
Shorter	111-117
at West Georgia	80-88
at West Alabama	64-62
West Florida	77-86
Valdosta State	74-77
at Union	96-78
at Christian Brothers	80-96

(GSC TOURNAMENT)

Valdosta, Ga.

vs. Valdosta State	94-115
--------------------	--------

**2017-18 (15-13)**

**COACH: BOBBY CHAMPAGNE**

(Tampa GSC/SSC Challenge)

Tampa, Fla.

at Tampa	81-90
vs. Saint Leo	77-82
Oakwood	76-75
Cumberland	97-75
Carver Bible	95-77
Virgin Islands	92-58
at West Alabama	77-88
at Montevallo	100-63
Martin Methodist	78-56
Shorter	96-85
Lee	79-81
at Mississippi College	88-98
at Delta State	55-61
Union	82-78
Christian Brothers	67-81
at West Georgia	99-92
at Auburn-Montgomery	89-96
at UAH	75-72
West Florida	76-77
Valdosta State	99-101
at Christian Brothers	88-99
at Union	76-74
Montevallo	73-72
UAH	87-70
Auburn-Montgomery	89-69
at Valdosta State	75-98
West Alabama	67-66

(GSC TOURNAMENT)

Memphis, Tenn.

vs. Christian Brothers	76-69
------------------------	-------



**2018-19 (10-22)**

**COACH: TONY PUJOL**

at Samford	74-91
Blue Mountain	72-59
at Saint Louis	58-69
at Pittsburgh	66-71
Martin Methodist	80-68
at Troy	58-77
at Toledo	59-80
at Montevallo	100-63
Jacksonville State	65-76
at UAB	67-73
Huntingdon	90-58
at UNC-Greensboro	48-53
at Jacksonville State	50-64
at Virginia-Military	68-89
at Gonzaga	51-96
at Eastern Illinois	70-81
at North Florida	67-96
Florida Gulf Coast	61-56
NJIT	61-55

at Jacksonville	91-88
Stetson	63-62
at Liberty	47-72
Kennesaw State	76-71
at NJIT	(OT) 70-76
at Lipscomb	80-102
at Florida Gulf Coast	64-71
North Florida	73-82
Liberty	70-80
at Kennesaw State	76-61
at Stetson	60-63
Jacksonville	69-55
Lipscomb	75-87

(ASUN TOURNAMENT)

Florence, Ala.

vs. North Florida	66-76
-------------------	-------

**2019-20 (13-17)**

**COACH: TONY PUJOL**

at South Carolina	55-77
Carver	95-64
at Indiana	65-91
Samford	61-55
at South Dakota State	73-78
at Louisiana Tech	61-82
Mississippi Valley State	73-50
Morehead State	67-57
at Troy	63-71
Birmingham-Southern	78-50
at UAB	56-63
at Alabama A&M	80-92
at Florida State	71-88
at Jacksonville State	50-64
Jacksonville	62-57
North Florida	65-81
at Liberty	52-63
at Lipscomb	82-69
Stetson	49-54
Florida Gulf Coast	70-65
at Kennesaw State	78-58
at NJIT	78-74
at Jacksonville	83-85
Lipscomb	71-73
Liberty	56-74
at Stetson	64-75
at North Florida	67-80
Kennesaw State	65-46
NJIT	72-65
at Florida Gulf Coast (OT)	78-73

(ASUN TOURNAMENT)

DeLand, Fla.

vs. Stetson	72-82
-------------	-------

**2020-21 (13-11)**

**COACH: TONY PUJOL**

Oakwood	98-74
Carver	107-40
Troy	57-62
at Indiana	52-87
Crowley's Ridge	99-51
Freed-Hardeman	82-56
Stetson	77-86
Stetson	(OT) 73-66
at Kennesaw State	66-43
at Kennesaw State	66-64
Jacksonville	(OT) 82-81
Jacksonville	76-54
at North Florida	82-78

at North Florida	72-82
at Florida Gulf Coast	60-86
at Florida Gulf Coast	60-69
Bellarmine	64-66
Bellarmine	63-87
at Liberty	54-74
at Liberty	54-74
Lipscomb	73-66

(ASUN TOURNAMENT)

Jacksonville, Fla.

vs. North Florida	68-60
vs. Florida Gulf Coast	96-81
vs. Liberty	75-79

**2021-22 (9-21)**

**COACH: TONY PUJOL**

at Mississippi State	49-75
Virgin Islands	99-47

(ASUN/MAAC Challenge)

Orlando, Fla.

vs. Manhattan	51-55
vs. Iona	65-81
Oakwood	105-50
at Alabama State	81-69
Mississippi Valley State	72-58
Carver	103-40
Alabama A&M	56-45
at Auburn	44-70
Southeastern Baptist	106-40
at Central Florida	64-75
at Gonzaga	63-93
at Lipscomb	74-84
Jacksonville State	55-65
Eastern Kentucky	76-75
at Central Arkansas (OT)	88-89
at Bellarmine	60-68
Stetson	65-67
at Liberty	53-72
at Kennesaw State	71-58
Jacksonville	50-56
North Florida	58-71
at FGCU	60-92
Bellarmine	69-75
at Eastern Kentucky (OT)	76-80
Lipscomb	72-75
Central Arkansas	72-81
at Jacksonville State	52-69

(ASUN TOURNAMENT)

Fort Myers, Fla.

vs. FGCU	72-81
----------	-------

**2022-23 (18-15)**

**COACH: TONY PUJOL**

Oakwood	108-51
at Alabama A&M	84-76
Blue Mountain	100-60
at Mississippi Valley State	68-76
vs Hampton	75-74
at UC Santa Barbara	71-89
at Georgia Tech	61-80
at Memphis	68-87
at Morehead State	81-75
Alabama State	71-63
at Colorado	60-84
at Ole Miss	66-65
Williams Baptist	83-45
at Jacksonville State	66-62
Bellarmine	62-86
at Lipscomb	76-75

Stetson	(OT) 85-95
at Liberty	54-72
at Queens	78-107
at Central Arkansas	78-73
Central Arkansas	82-66
Jacksonville	80-62
North Florida	91-78
at Stetson	57-79
at FGCU	(OT) 87-85
Austin Peay	70-57
Lipscomb	80-70
at Bellarmine	70-57
at Eastern Kentucky (OT)	98-93
Kennesaw State	66-79
Jacksonville State	83-92

(ASUN TOURNAMENT)

Richmond, Ky.

at Eastern Kentucky	48-73
---------------------	-------

(College Basketball Invitational)

Daytona Beach, Fla.

Southern Utah	50-72
---------------	-------

**2023-24 (15-17)**

**COACH: TONY PUJOL**

Blue Mountain Christian	93-60
Alabama A&M	83-67
at Mississippi State	54-81
Jacksonville State	61-59
at UT Martin	103-105
at Western Carolina	63-81
Tennessee Tech	86-71
at Kansas State	74-75
Rust	109-65
Morehead State	77-86
at Charleston Southern	76-64
at Tennessee Tech	67-70
at Indiana	66-83
at Texas Tech	57-85
Central Arkansas	81-84
Bellarmine	69-53
Eastern Kentucky	72-81
at Austin Peay	80-83
at Lipscomb	79-88
at Kennesaw State	90-84
Queens	90-84
Stetson	79-72
Florida Gulf Coast	70-69
at North Florida	79-74
at Jacksonville	63-67
Lipscomb	75-70
Austin Peay	79-87
at Eastern Kentucky	72-75
at Bellarmine	70-82
at Central Arkansas	82-78

(ASUN TOURNAMENT)

at Lipscomb	77-75
at Austin Peay	71-77

# ALL-TIME LION LETTERMEN

Bruce Adams 2013, 14  
(Leavenworth, Kan.)  
Deraje Agbaosi 2022, 23  
(Union, N.J.)  
Christian Agnew 2019, 20  
(Detroit, Mich.)  
Jamal Albritton 2024  
(Montgomery, Ala.)  
Fred Aldridge 50, 51  
(Florence, Ala.)  
Tommy Allen 54  
(Decatur, Ala.)  
Don Allison 65  
(Carbon Hill, Ala.)  
Danny Anderson 03, 04  
(Elkmont, Ala.)  
James Anderson, II 2020,  
21  
(Roswell, Ga.)  
Arthur Andrews 67,68,69  
(Muscle Shoals, Ala.)  
Greg Armstead 87,88,89  
(Sheffield, Ala.)  
Jimmy Armstrong 77,78  
(Birmingham, Ala.)  
Raymond Armstrong 50

Mike Bacon 67,70,71  
(Tuscumbia, Ala.)  
Tommy Barnes 66,67  
(Murphreesboro, Tenn.)  
Lane Barnett 95  
(Killen, Ala.)  
Marcus Barham 05  
(Bloomington, Ind.)  
Coleman Barranco 2021  
(Birmingham, Ala.)  
Beaumont Beasley 2011,  
12  
(Kansas City, Mo.)  
Quinn Beckwith 07, 08  
(Tuscumbia, Ala.)  
Truman Beggs 54  
(Decatur, Ala.)  
Anthony Bell 97,98,99  
(Birmingham, Ala.)  
Kenneth Bell 82,83  
(Montevallo, Ala.)  
Timothy Benton 2016  
(Hubbertville, Ala.)  
Reprobatus Bibbs 05, 06  
(Courtland, Ala.)  
Bob Billingham 69,72  
(Florence, Ala.)  
Jamari Blackmon 2019, 20,  
21, 22

(Hoover, Ala.)  
Ken Blackstock 68  
(Florence, Ala.)  
Stanley Blue 84,85  
(Memphis, Tenn.)  
Otis Boddie 77,78,79,80  
(Florence, Ala.)  
Andy Bolding 65,66,67  
(Cherokee, Ala.)  
Dan Boling 59  
(Cherokee, Ala.)  
John Bostick 53,54,55,56  
(Winfield, Ala.)  
Carlton Bowling 65  
(Union Hill, Ala.)  
Chandler Boy 2018  
(Decatur, Ala.)  
Paul Bradley 99,00,01,02  
(Lawrenceburg, Tenn.)  
Jerry Bragwell 57  
(Belgreen, Ala.)  
Daniel Braster 2023  
(Old Westbury, N.Y.)  
Jonathan Breeland, Jr.  
2021  
(Columbia, S.C.)  
George Bretherick 52  
(Florence, Ala.)  
Jarvis Brewer 50  
Joel Brewer 49,50,51  
Pat Brewer 49,50,51,56  
Eartis Bridges 92,93  
(Monticello, Miss.)  
C.J. Brim 2020, 21, 22  
(Tupelo, Miss.)  
Bobby Broadfoot 53  
Charles Brown 64  
(Cullman, Ala.)  
Detalian Brown 21, 22, 23,  
24  
(Chicago, Ill.)  
Jon Brown 2018  
(Helena, Ala.)  
Donell Brundidge 74,75  
(Niagra Falls, N.Y.)  
Josh Bryant 04  
(Moulton, Ala.)  
Johnny Buckmon 80,81  
(Florence, Ala.)  
H.L. Burcham 49  
Tom Burcham 57  
(Mount Hope, Ala.)  
Max Burleson 56,57  
(Hackleburg, Ala.)  
Johnny Bush 55,56,57

(Sheffield, Ala.)  
Sam Buxton 2011, 12  
(Gibraltar, U.K.)  
George Calich 51,52,53,54  
(Fairmont, W.Va.)  
Joemal Campbell 07  
(Holly Springs, Ala.)  
Anthony Candlish 93,94,95  
(Indianapolis, Ind.)  
EJ Card 2018  
(Montgomery, Ala.)  
Royal Carpenter 68  
(Hatton, Ala.)  
Isaac Chatman 2021, 22  
(Cordova, Ala.)  
Andrew Chesney 08, 09  
(Birmingham, Ala.)  
Wilton Chism 55,56  
(Fulton, Miss.)  
Gerald Choice 95  
(Perry, Fla.)  
Pape Momar Cisse 2022  
(Dakar, Senegal)  
Rashaun Claiborne 2013,  
14  
(Darrow, La.)  
Tony Clanton 89,90  
(Florence, Ala.)  
Jerry Clayton 59,60  
Trenton Clayton 2018  
(Montgomery, Ala.)  
Daviel Clements 2010  
(Jesup, Ga.)  
Hulan Cockrell 49  
Brent Colglazier 04  
(Russellville, Ala.)  
Phil Collins 07, 08, 09  
(Sydney, Australia)  
Robert Combs 67  
(Owensboro, Ky.)  
Louis Conner 72,73  
(Lewisburg, Tenn.)  
Danny Cook 53  
(New Carlisle, Ohio)  
Jimmy Cooper 71,72  
(Grant, Ala.)  
Scott Cooper 92,93  
(Memphis, Tenn.)  
Freddie Copeland 76,77  
(Booneville, Miss.)  
Freddie Copeland 05  
(Muscle Shoals, Ala.)  
Luke Copeland 02, 03, 04,  
05  
(Florence, Ala.)

Ricky Corker 66  
(Vigor, Ala.)  
Luke Corkery 2012, 14, 15  
(Napier, New Zealand)  
Coleman Crawford 74,75  
(Henderson, N.C.)  
Gene Crocker 63,64  
(Warrior, Ala.)  
Ricky Crocker 67  
Jack Crowe 59  
(Decatur, Ala.)  
Maurice Crowley 00,01  
(Mt. Pleasant, Tenn.)  
Charles Cunningham  
72,73  
(Aliceville, Ala.)  
Doug Curry 70,71,72,73  
(Dayton, Ohio)

Calvin Dade 2014, 15  
(Loxley, Ala.)  
Jerry Daily 65  
(Russellville, Ala.)  
Wendyl Daniel 92,93  
(Trinidad, West Indies)  
Earl Darby 51  
Ronald Darby 78,79  
(Sheffield, Ala.)  
Marquel Darrington 2010,  
13, 14  
(Montgomery, Ala.)  
Bobby Davis 96  
(Tallahassee, Fla.)  
Curtis Davis 94  
(Birmingham, Ala.)  
Eric Davis 90  
(Valdosta, Ga.)  
Jerry Davis 66  
(Florence, Ala.)  
Jimmy Davis 53  
(Rogersville, Ala.)  
Joe Davis 75  
(Lewisburg, Tenn.)  
Mario Davis 98,99  
(Birmingham, Ala.)  
Ricky Davison 2011  
(Fort Deposit, Ala.)  
Bryson Dawkins 2023  
(Dothan, Ala.)  
Joe Deegan 06, 07, 08, 09  
(Sheffield, Ala.)  
Tyrone Dennis 00,01  
(St. Louis, Mo.)  
Shane Dempsey 05  
(Gurley, Ala.)

Cameron Diggs 2019, 20  
(Mobile, Ala.)  
Tommy Dodd 64,65,66  
(Pisgah, Ala.)  
Kirt Dolly 93,94  
(Decatur, Ala.)  
Tony Dorsey 91  
(Atlanta, Ga.)  
Ricky Duff 02  
(Los Angeles, Calif.)  
Kenneth Dumas 83,84  
(Bessemer, Ala.)  
Cantavio Dutreil 2019  
(Gonaives, Haiti)

John Easley 96, 97  
(Cleveland, Miss.)  
Dabbs Earnest 59,60,61,62  
(Winfield, Ala.)  
Max Earwood 51,52,53,54  
(Florence, Ala.)  
Lowell Edmonds 66,69  
(Grant, Ala.)  
Joe Edwards 60,61,62,63  
(Decatur, Ala.)  
Zack Edwards 95  
(Ozark, Ala.)  
Greg Epps 85,86  
(Jackson, Miss.)  
Ronald Estes 51  
Phillip Eubanks 75,76  
(Boaz, Ala.)  
Carl Evans 51,52  
(Woodville, Ala.)  
Max Ezell 49,50

Don Faint 68,69,70,71  
(Huntsville, Ala.)  
Patrick Fairley 92,93  
(Waco, Tex.)  
Ross Feltman 58,59  
(Hamilton, Ala.)  
Price Ferguson 54  
(Mount Hope, Ala.)  
Omar Figueroa 2022  
(Carolina Puerto Rico)  
Sam Fleishman 2013, 14  
(Hartselle, Ala.)  
John Fletcher 2015, 16  
(San Diego, Calif.)  
Craig Flowers 94  
(Orlando, Fla.)  
Blake Floyd 23, 24  
(Pelham, Ala.)  
Damian Forrest 22, 23, 24

# ALL-TIME LION LETTERMEN

(Fort Collins, Colo.)  
 Bobby Forsythe 53  
 Marco Foster 2024  
 (Lancaster, Texas)  
 Paul Fowler 64,65,66  
 (Union Hill, Ala.)  
 Thomas Fraise 08, 09  
 (New Orleans, La.)  
 Waide Franklin 95  
 (Gadsden, Ala.)  
 Charley Frederick 57,58  
 Eddie Frost 57,58,60,61  
 (Sheffield, Ala.)  
 Josiah Fulcher 2024  
 (Lima, Ohio)

Anthony Gamble 90  
 (Booneville, Miss.)  
 Kenny Gamble 99  
 (Lakeland, Fla.)  
 Lanny Gamble 57  
 (Oneonta, Ala.)  
 Toby Gamble 07  
 (Birmingham, Ala.)  
 Reginald Garner 82  
 (Florence, Ala.)  
 Eddie Garrett 99  
 (Alpine, Ala.)  
 Larry Gautney 64  
 (Florence, Ala.)  
 Isaac Gay 08, 09  
 (Baton Rouge, La.)  
 Mitch Gholston  
 83,84,85,86  
 (Birmingham, Ala.)  
 Rod Gilmore 85,86,87,88  
 (Birmingham, Ala.)  
 Johnell Ginnie 2017  
 (Jacksonville, Fla.)  
 John Gladness 82,83  
 (Birmingham, Ala.)  
 Terry Gladney 64  
 (Loretto, Tenn.)  
 James Glass 52  
 (Haleyville, Ala.)  
 Daz Goodman 02, 04  
 (Columbia, Tenn.)  
 A.J. Gordon 05, 06  
 (Aiken, SC)  
 James Graham 81,82  
 (Russellville, Ala.)  
 Damian Grant 97,98  
 (Lauderdale Lakes, Fla.)  
 Franklin Gray 1952  
 (Harvest, Ala.)  
 Desmond Greer 1996

(Dallas, Tex.)  
 Da'Shaun Griffin 2016  
 (Raleigh, N.C.)  
 Sam Griffin 2017  
 (Tuscumbia, Ala.)  
 Larry Grissom 65,66,67  
 (Tuscumbia, Ala.)  
 James Grooms 53  
 (Athens, Ala.)  
 Richard Gurley 66,67  
 (Somerville, Ala.)  
 Nikolas Gustavson 2023  
 (Helsinki, Finland)  
 Esmir Guzonjic 06, 07  
 (Sarajevo, Bosnia)

Benny Hale 69  
 (Gadsden, Ala.)  
 David Hall 55  
 (Woodville, Ala.)  
 Eddie Hammonds 56  
 Lester Harbin 00  
 (Southfield, Mich.)  
 Charles Hardy 57  
 (Falkville, Ala.)  
 Darryl Hardy 88,90,91,92  
 (Tuscaloosa, Ala.)  
 Sam Hardy 50,51,52,53  
 (Phil Campbell, Ala.)  
 Hugh Hargett 2024  
 (Florence, Ala.)  
 ED Harris 96  
 (Buffalo, NY)  
 Robert Harris 84,85,86,87  
 (Huntsville, Ala.)  
 Richard Hartry 75,76,77  
 (Milledge, Ala.)  
 Don Heidorn 58,59,60  
 (Donnelsville, Ohio)  
 JoJo Hendrix 83  
 (Birmingham, Ala.)  
 Wiley Henley 92  
 (Griffin, Ga.)  
 Scott Herbert 68,69,70,71  
 (Danville, Ala.)  
 Brandon Herman 2015  
 (Chattanooga, Tenn.)  
 Joe Herrin 55  
 (Huntsville, Ala.)  
 DeAndre Hersey 2013  
 (Reform, Ala.)  
 Billy Hill 77,78,79  
 (Birmingham, Ala.)  
 Harlon Hill 51  
 (Killen, Ala.)

Frank Hilton 95  
 (Avon Park, Fla.)  
 Jeff Hodge 2015, 16, 17, 18  
 (Birmingham, Ala.)  
 Neil Hodge 66  
 (Russellville, Ala.)  
 Richard Hodges 65  
 Kyle Holladay 59  
 (Danville, Ala.)  
 Ronnie Holland 62  
 (Tuscumbia, Ala.)  
 Cliff Holoday 54  
 Dakota Holtzclaw 2016,  
 2017  
 (Cumming, Ga.)  
 Randy Hooganboom 68  
 (Elkhart, Ind.)  
 Casey Holt 04, 05, 06, 08  
 (Culleoka, Tenn.)  
 Herbert Hooks 78,79  
 (Florence, Ala.)  
 Dallas Howell 2021, 22,  
 23, 24  
 (Coffee Springs, Ala.)  
 Martin Huggins 05  
 (Atlanta, Ga.)  
 Patrick Hughes 89  
 (Killen, Ala.)  
 Harold Humphrey 75,76  
 (Birmingham, Ala.)  
 Doug Hunter 07, 08, 09,  
 11  
 (Bel Air, M.D.)  
 Jetani Hunter 2015, 16  
 (Broome, Australia)  
 Joe Hyche 61

Dimario Jackson 2016, 17  
 (Addis, La.)  
 Drake James 2024  
 (Florence, Ala.)  
 Euel James 54  
 (Danville, Ala.)  
 Mervin James 2021  
 (St. Thomas, Virgin  
 Islands)  
 Brett Jackson 2010  
 (Pickwick, Tenn.)  
 Kenneth Jackson 54  
 (Decatur, Ala.)  
 Keynan Jackson 2011,  
 12, 13  
 (Alabaster, Ala.)  
 Sherrod Jackson 96, 97  
 (Montgomery, Ala.)  
 Mervin James 2020

(St. Thomas, Virgin Islands)  
 Greg Jarmon 81,82,83,84  
 (Florence, Ala.)  
 Canin Jefferson 2024  
 (New Orleans, La.)  
 Courtney Jeffries 02  
 (Tuscaloosa, Ala.)  
 Mike Jemison 76  
 (Birmingham, Ala.)  
 Theron Jenkins 2012  
 (Flowood, Miss.)  
 Harold Jennings 59  
 (Lawrenceburg, Tenn.)  
 Mark Jent 88,89,90  
 (Summertown, Tenn.)  
 Jack Johnson 73,74,75  
 (Florence, Ala.)  
 James Johnson 49,50  
 (Center Point, Tenn.)  
 Kenny Johnson 07, 08, 09  
 (Plaquemine, La.)  
 KJ Johnson 23, 24  
 (Lewisburg, Tenn.)  
 Ricky Johnson 89,90,91,92  
 (Florence, Ala.)  
 Bill Jones 55,56,57  
 (Levington, Ala.)  
 Chad Jones 03, 04  
 (Morgan City, La.)  
 Jimmy Jones 70,71,72,73  
 (Russellville, Ala.)  
 Lewis Jones 85  
 (Memphis, Tenn.)  
 Rick Jones 66,67,68,69  
 (Franklin, Ky.)

Carlton Kelly 57  
 (Rogersville, Ala.)  
 Russ Kennamore 98  
 (Adamsville, Tenn.)  
 Doug Key 62,63,64,65  
 (Carbon Hill, Ala.)  
 Randy Key 64,65  
 (Carbon Hill, Ala.)  
 Pervis Key 02,03, 04, 05  
 (Courtland, Ala.)  
 David King 72,73,74  
 (Tuscumbia, Ala.)  
 Tavon King 2019, 20  
 (Gates, Tenn.)  
 John Kitchens 56  
 Larry Kowalski 72,73,74,75  
 (Parma, Ohio)  
 Bob Kreglow 62  
 (St. Paris, Ohio)  
 Aidan Kuhl 2013

(Fort Collins, Colorado)  
 Eric Lacy 91  
 (Columbia, Tenn.)  
 Duke LaGuerre 00,01  
 (Atlanta, Ga.)  
 Robert Land 59,60  
 (Cullman, Ala.)  
 Marcus Landry 2011, 15  
 (Sulphur, La.)  
 Jacari Lane 23, 24  
 (Huntsville, Ala.)  
 Tellus Langford 96, 97  
 (Huntsville, Ala.)  
 Scotty Lankford 59,60  
 (Scottsboro, Ala.)  
 Gerald Lavender 77,78,79,80  
 (Tuscaloosa, Ala.)  
 Trey Lawrence 95,96, 97  
 (Florence, Ala.)  
 Jim Ledbetter 62,63  
 (Hartselle, Ala.)  
 Tommy Ledbetter 69,70,71  
 (Hartselle, Ala.)  
 Kevin Ledoux 93,94  
 (Nashua, N.H.)  
 Myrek Lee-Fowlkes 2017  
 (Baltimore, Maryland)  
 Harris Lendor 95,96  
 (Trinidad, West Indies)  
 Eddie Lima 09, 10  
 (Recife, Brazil)  
 Mike Linville 69,70  
 (Scottsboro, Ala.)  
 Pat Lewallen 78,79,80  
 (Huntsville, Ala.)  
 Darin Liles 91  
 (Town Creek, Ala.)  
 Emanuel Littles 2019, 20, 21  
 (Lanett, Ala.)  
 Billy Llewellyn 53  
 (Florence, Ala.)  
 Anthony Lloyd 98  
 (Brookhaven, Miss.)  
 Sam Logan 85,86  
 (Abbeville, Miss.)  
 Wes Long 2011, 12, 13, 14  
 (Summertown, Tenn.)  
 Pete Lowe 05, 06  
 (Nettleton, Miss.)  
 Nick Luttrell 2011, 12  
 (Spring Hill, Tenn.)

# ALL-TIME LION LETTERMEN

Roy McBee 57,58  
(Berrien Springs, Mich.)  
Calvin McCaa 99  
(Tuscaloosa, Ala.)  
Mickey McCaleb 61  
Trent McCants 08, 09, 10, 11  
(Valley, Ala.)  
Duren McClesky 49,50  
Tim McCormick  
78,79,80,81  
(Florence, Ala.)  
Mike McCulloch 72,73  
(Russellville, Ala.)  
Danny McDaniel 61,62  
(Hamilton, Ala.)  
Sharwyn McGee 2017, 18  
(Greensboro, N.C.)  
Tim McGee 65  
(Florence, Ala.)  
Lawrence McGregor  
52,53,54  
(Hatton, Ala.)  
Bobby McKenzie 59,60  
(Tuscumbia, Ala.)  
DeAndre McKinnie 2016, 17  
(Bolivar, Tenn.)  
Jacob McKissack 06  
(Leoma, Tenn.)  
Andrew McNeal 04  
(Greenville, Miss.)  
Devin McNeil 2014  
(Birmingham, Ala.)

Greg Mabry 00,01  
(Senatobia, Miss.)  
Floyd Macon 89,90  
(Dallas, Tex.)  
Art Mankin 84,85  
(Brunswick, Ohio)  
Todd Markham 87,88,89,90  
(Brilliant, Ala.)  
John Marsh 64  
(Sheffield, Ala.)  
Jeremiah Marshall 03, 04  
(Nashville, Tenn.)  
Sedrick Martin 94  
(Dothan, Ala.)  
Steve Martin 86,87,89,90  
(Selma, Ala.)  
Warrick Mastin 2010, 11, 12  
(Muscle Shoals, Ala.)  
Roger Mathis 70  
(Decatur, Ala.)  
Aleksa Matic 2019, 20, 21,  
22

(Belgrade, Serbia)  
Jack Meeks 66  
(Huntsville, Ala.)  
Ronnie Meeks 67  
Austin Meloche 2020  
(Palm Harbor, Fla.)  
Daunielle Miller 01,02  
(Kellyton, Ala.)  
Dennis Miller 94  
(Watseka, Ill.)  
George Miller 57,58  
(Rogersville, Ala.)  
Rory Miller 2010  
(Jesup, Ga.)  
Tommy Minor 83,84  
(Detroit, Mich.)  
Gary Mitchell 80,81  
(Danville, Va.)  
Kevin Mitchell 03  
(Florence, Ala.)  
Kyle Mitchell 03  
(Florence, Ala.)  
Bobby Montgomery 78,79  
(Tuscumbia, Ala.)  
Pep Mock 82  
(Leeds, Ala.)  
Dan Moore 66,67  
(Gadsden, Ala.)  
Garry Moore 77,78,79,80  
(Huntsville, Ala.)  
Mike Morgan 74  
(Richwood, Ohio)  
Tim Morgan 77,78,79  
(Danville, Ala.)  
Nate Morris 92,93,94  
(Columbus, Miss.)  
Thomas Morris 05, 06, 07,  
08  
(Huntsville, Ala.)  
John Musselwhite 2016  
(New Market, Ala.)  
Paul Musser 79  
(Hollywood, Fla.)  
Craig Myers 94  
(Wewahitchka, Fla.)  
Herman Myers 49  
  
Milton Nance 06, 07  
(Killen, Ala.)  
Kevin Ndahiro 2018  
(Ottawa, Canada)  
Carlos Nelson 89  
(Theodore, Ala.)  
Eoin Nelson 23, 24  
(Dublin, Ireland)  
Paul Nelson 49

Ronnie Nelson 83  
(Florence, Ala.)  
Larry Nevels 62,64  
(Scottsboro, Ala.)  
Louis Newsome 88,89  
(Cherokee, Ala.)  
Matt Noah 99  
(Muscle Shoals)  
  
Perry Oden 78,79  
(Alabaster, Tenn.)  
Daniel Ortiz 2022, 23  
(Shreveport, La.)  
Damion Ottman 2017  
(Macon, Ga.)  
Albert Owens 79,80,81,82  
(Hueytown, Ala.)  
  
Jim Parker 64  
(Sheffield, Ala.)  
Javier Palacios 05  
(Panama City, Panama)  
Ralph Palmer 53,54  
(Hamilton, Ala.)  
Charles Patterson 85,86,87  
(Birmingham, Ala.)  
Terry Patterson 82,86,87  
(Florence, Ala.)  
Philip Perre 02  
(London, England)  
Lazar Petrov 2012, 13, 14, 15  
(Kocani, Macedonia)  
Billy Pilgram 49  
Stefan Pittner 01  
(Florence, Ala.)  
Andy Pounders 2015  
(Russellville, Ala.)  
Jeremy Pounders 01,02  
(Moulton, Ala.)  
Hoyt Powell 54  
(Decatur, Ala.)  
Darren Price 00,01,02  
(Morganfield, Ky.)  
Jack Price 57,58  
(Florence, Ala.)  
Tyler Pritchard 2013, 14  
(Iuka, Miss.)  
  
Charles Quillen 55  
(Florence, Ala.)

Tom Rains 61,62,63,64  
(Albertville, Ala.)  
Terry Randle 2013, 14  
(Madison, Ala.)  
Jimmy Ratliff 2018  
(Middletown, Ohio)  
Rex Rayfield 57,58  
(Lawrenceburg, Tenn.)  
Jarelle Redden 09  
(Cincinnati, Ohio)  
Holden Redparth 2020  
(Rockville, Md.)  
Jack Redwine 57  
(Cherokee, Ala.)  
Anthony Reid 86,87,88  
(Muscle, Shoals, Ala.)  
Bilal Richardson 2016  
(Stone Mountain, Ga.)  
Brian Richardson 98,99,00,01  
(Tallahassee, Fla.)  
Montrel Richardson 04  
(Anniston, Ala.)  
Tyler Richardson 2012  
(Huntsville, Ala.)  
Corey Ricks 2013  
(Florence, Ala.)  
Lincoln Roach 92,93  
(Trinidad, West Indies)  
Darnell Robinson 93  
(Anderson, Ind.)  
Larry Rockhill 68,69  
(Haleyville, Ala.)  
Alton Romine 52,53,54,55  
(Rogersville, Ala.)  
Ronnie Romine 57,58,59,60  
(Rogersville, Ala.)  
Jim Romkey 84  
(Sarasota, Fla.)  
Daryl Royster 86,87  
(Pensacola, Fla.)  
Cecil Ruth 67,68,69  
(Cleveland, Tenn.)  
Gene Ruthledge 56  
(Sweetwater, Tenn.)  
  
Lionel Sackey 99,00,01  
(Orange Park, Fla.)  
C.E. Sanders 52  
(Trenton, Ala.)  
Steve Sanders 77,78  
(Stevenson, Ala.)  
Wally Sanders 57,58,59  
(Eva, Ala.)  
Yonnes Sanders 99  
(Jeffersonville, Ill.)

Winfrey Sanderson 57,58,59  
(Florence, Ala.)  
Luke Scott 2016, 17, 18  
(Summertown, Tenn.)  
Jacobe Shannon 2010  
(Baton Rouge, La.)  
Joe Shaw 51,53,54,55  
(Upper Darby, Pa.)  
Jim Sibley 53  
Don Shotts 53,54,55,56  
(Hodges, Ala.)  
Kevin Simmons 91  
(Crescent City, Fla.)  
Tony Simmons 03  
(Fayetteville, NC)  
Wayne Simms 55,56  
(Huntsville, Ala.)  
Nate Slaughter 02  
(Florence, Ala.)  
Adrian Smith 2018  
(Aurora, Illinois)  
Alex Smith 2012  
(Iuka, Miss.)  
Bill Smith 55  
Carlos Smith 96, 97  
(Palmetto, Ga.)  
Erric Smith 91,92  
(Covington, Ga.)  
John Smith 52  
Justin Smith 2015  
(Tanner, Ala.)  
Kendarius Smith 2018, 19  
(Camden, Mississippi)  
Larry Smith 68,69,70,71  
(Florence, Ala.)  
Lonnie Smith 2013, 14  
(Birmingham, Ala.)  
Wayne Smith 60  
Mark Smith 80  
(Muncie, Ind.)  
Nolan Smith 62  
(Russellville, Ala.)  
Sherrill Smith 54  
(Cullman, Ala.)  
Steve Smith 97  
(Yuma, Ariz.)  
Tim Smith Jr. 2024  
(Cleveland, Ohio)  
Winford Smith 49,50,51  
Robert Sorenson 92  
(Ft. Walton Beach, Fla.)  
Will Soucie 2021, 22, 23, 24  
(Califon, N.J.)  
Nathan Spehr 2012, 13, 14, 15

# ALL-TIME LION LETTERMEN

(Adelaide, Australia)  
 Corey Speight 09  
 (Livingston, Ala.)  
 James Spencer 88,89,90,92  
 (Tuscaloosa, Ala.)  
 Orlando Springer 03, 04  
 (Nashville, Tenn.)  
 Fred Stafford 90,91  
 (Rienzi, Miss.)  
 Kendall Stafford 2018, 19  
 (Corinth, Mississippi)  
 Maurice Stafford 83,84  
 (Biggersville, Miss.)  
 Mike Stafford 74  
 (Tipp City, Ohio)  
 Hoyt Staggs 60,61  
 Butch Stanphil 68,69  
 (Trenton, Ga.)  
 Don Stanford 60  
 Pat Stanley 74,75,76  
 (Decatur, Ala.)  
 Ronnie Stapler 69  
 (Huntsville, Ala.)  
 Jose Steed 75  
 (Henderson, N.C.)  
 Jay Stejskal 70,71,72,73  
 (North Royalton, Ohio)  
 Anthony Steward 00  
 (Detroit, Mich.)  
 James Stone 98  
 (Ft. Lauderdale, Fla.)  
 Dusko Stojnic 08  
 (Gradiska, Bosnia)  
 Payton Stovall 2018  
 (Winfield, Alabama)  
 Steve Streeter 72  
 (Huntsville, Ala.)  
 Roy Strickland 56  
 (Fulton, Miss.)  
 Jared Strode 2010  
 (Winchester, Ky.)  
 Jeff Suggs 86  
 (Tuscumbia, Ala.)  
 Eric Summers 99  
 (Detroit, Mich.)  
 Carter Sweat 2017  
 (Pipertown, Tenn.)

Bobby Tate 68,69  
 (Killen, Ala.)  
 Donnie Taylor 80,81  
 (Huntsville, Ala.)  
 Stace Tedford 97,98  
 (Decatur, Ala.)  
 Larry Terry 64,65,66  
 (Moulton, Ala.)  
 Morris Tharp 63,64

(Russellville, Ala.)  
 Fred Thomas 51,52,57  
 (Scottsboro, Ala.)  
 Anthony Thornton 81,82  
 (Birmingham, Ala.)  
 Steve Thrasher  
 60,61,62,63  
 (Moulton, Ala.)  
 Prince Thompson 06  
 (Tupelo, Miss.)  
 Gary Tibbetts 81,82  
 (Ozark, Ala.)  
 Luther Tiggs 86,87,88  
 (Russellville, Ala.)  
 Lamar Tillery 59  
 (Birmingham, Ala.)  
 Austin Timms 2016, 17  
 (Mooreville, Miss.)  
 Tavaras Tolliver 2016, 17,  
 18  
 (Scottsboro, Ala.)  
 Tommy Tomlinson 57  
 (Danville, Ala.)  
 Parks Tubbs 62  
 (Scottsboro, Ala.)  
 Hills Tucker 51,52  
 (Decatur, Ala.)  
 Greg Tyon 81,82,83,84  
 (Florence, Ala.)

Doug Underwood 92  
 (Shaker Heights, Ohio)

Connie Vaughn  
 74,75,76,77  
 (Guntersville, Ala.)  
 Louis Vaughn 66,67  
 (Huntsville, Ala.)  
 Ricky Vaughn 77  
 (Guntersville, Ala.)  
 Alex Veasley 03  
 (Huntsville, Ala.)  
 Junior Vernon 52  
 Larry Vinson 77,78  
 (Columbus, Ga.)  
 Jerrell Vinson 05, 07  
 (Decatur, Ala.)  
 Jere Vucica 2013, 14, 15  
 (Split, Croatia)

Chris Waldrep 94,95,96,  
 97  
 (Moulton, Ala.)  
 Horace Warren 83,84,85  
 (Birmingham, Ala.)  
 Perry Warren 62,63  
 (Huntsville, Ala.)  
 Rick Watts 95  
 (Bay Minette, Ala.)  
 Earl Webb 51,52  
 (Hanceville, Ala.)  
 Byron West 62,63  
 (Sylvania, Ala.)  
 Willie West 73,74,75,76  
 (Headland, Ala.)  
 Sherra Whetstone  
 97,98,99,00,01  
 (Goodwater, Ala.)  
 Mike Whitaker 74  
 (Anderson, Ind.)  
 George White  
 58,59,60,61  
 (Hartselle, Ala.)  
 Dewey Whitfield 68  
 (Booneville, Miss.)  
 Troy Whisenant 68  
 (Lacey Spring, Ala.)  
 Jermaine Willform 94  
 (Farmington, Iowa)  
 Allen Williams 90,91  
 (Clearwater, Fla.)  
 Barry "Buck"  
 Williams 86,87,88,89  
 (Athens, Ala.)  
 Corey Williams 96  
 (Brooklyn, NY)  
 Lucky Williams 06  
 (Lagos, Nigeria)  
 Mike Williams 75  
 (Baton Rouge, La)  
 Robert Williams 89  
 (Eustis, Fla.)  
 Rudy Williams 02,03  
 (Florence, Ala.)  
 Casey Willis 97,98,99,00  
 (Blue Ridge, Ga.)  
 Tom Willis 70  
 Carl Wilmer 90,91  
 (Marksville, La.)  
 Rob Wilson 98  
 (Ft. Payne, Ala.)  
 Logan Windeler 2019, 20

(Manteno, Ill.)  
 Bobby Woodall 53,53  
 (Decatur, Ala.)  
 Stephen Woodson 94,95  
 (Richland, Ga.)  
 Eric Wormely 2010  
 (Joliet, Ill.)  
 Sawyer Wright 2021, 22, 23  
 (Tuscumbia, Ala.)  
 Sherman Wyckoff 87,88  
 (Beaumont, Texas)

Payton Youngblood 2020,  
 21, 22  
 (Birmingham, Ala.)

# UNA BASKETBALL DIVISION II HONORS

## FIRST-TEAM ALL-GULF SOUTH CONFERENCE

1971-72	Jimmy Jones
1972-73	Charles Cunningham
1972-73	Jimmy Jones
1973-74	Coleman Crawford
1974-75	Coleman Crawford
1975-76	Richard Hartry
1976-77	Freddie Copeland
1977-78	Otis Boddie
1978-79	Otis Boddie
1979-80	Otis Boddie
1979-80	Gerald Lavender
1980-81	Johnny Buckmon
1980-81	Robert Taylor
1980-81	Albert Owens
1981-82	Gary Tibbetts
1982-83	Maurice Stafford
1983-84	Maurice Stafford
1983-84	Tommy Minor
1987-88	Louis Newsome
1988-89	Louis Newsome
1989-90	Steve Martin
1990-91	Allen Williams
1990-91	Carl Wilmer
1991-92	Eartis Bridges
1992-93	Eartis Bridges
1993-94	Curtis Davis
1993-94	Dennis Miller
1994-95	Anthony Candlish
1994-95	Harris Lendor
1994-95	Stephen Woodson
1995-96	Harris Lendor
1995-96	Corey Williams
1997-98	Damian Grant
1998-99	Kenny Gamble
1999-00	Maurice Crowley
2000-01	Lionel Sackey
2000-01	Maurice Crowley
2001-02	Ricky Duff
2002-03	Rudy Williams
2006-07	Esmir Guzonjic
2007-08	Casey Holt
2007-08	Quinn Beckwith
2008-09	Kenny Johnson
2008-09	Thomas Fraise
2009-10	Jared Strobe
2009-10	Rory Miller
2011-12	Ricky Davison
2013-14	Rashaun Claiborne

## SECOND-TEAM ALL-GULF SOUTH CONFERENCE

2002-03	Chad Jones
2003-04	Chad Jones
2004-05	Reprobatus Bibbs
2005-06	A.J. Gordon
2006-07	Milton Nance
2007-08	Thomas Fraise
2010-11	Marcus Landry
2011-12	Beaumont Beasley
2011-12	Theron Jenkins
2012-13	Rashaun Claiborne
2015-16	John Fletcher
2017-18	Kendall Stafford

## ACADEMIC ALL-GSC

1978-79	Pat Lewallen
1978-79	Tim Morgan
1981-82	Gary Tibbetts
1986-87	Todd Markham
1987-88	Todd Markham
1988-89	Todd Markham
1989-90	Tony Clanton
1992-93	Nate Morris
1992-93	Anthony Candlish
1993-94	Nate Morris
1994-95	Lane Barnett
2000-01	Brian Richardson
2001-02	Paul Bradley
2006-07	Kenny Johnson
2008-09	Kenny Johnson
2008-09	Joe Deegan
2012-13	Keynan Jackson
2013-14	Wes Long

## ALL-GSC TOURNAMENT

2007-08	Thomas Fraise
2013-14	Bruce Adams
2013-14	Rashaun Claiborne (MVP)

## GULF SOUTH CONFERENCE PLAYER OF THE WEEK

1983-84Jan. 10	Maurice Stafford
1989-90Jan. 30	Allen Williams
1989-90Feb. 27	Anthony Gamble
1990-91Jan. 29	Tony Dorsey
1990-91Feb. 5	Allen Williams
1990-91Feb. 26	Tony Dorsey
1990-91Mar. 4	Carl Wilmer
1991-92Jan. 21	Eartis Bridges
1991-92Jan. 28	Erric Smith

1992-93Jan. 12	Nate Morris
1993-94Feb. 6	Waide Franklin
1993-94Feb. 20	Harris Lendor
1995-96Jan. 8	Corey Williams
1995-96Feb. 12	Harris Lendor
1997-98Dec. 9	James Stone
1997-98Feb. 3	Damian Grant
1999-00Feb. 16	Duke LaGuerre
2000-01Nov. 29	Maurice Crowley
2001-02Jan. 16	Phillip Perre
2002-03Jan. 15	Rudy Williams
2002-03Feb. 12	Chad Jones
2003-04Mar. 1	Danny Anderson
2004-05Dec. 1	A.J. Gordon
2004-05Feb. 28	Reprobatus Bibbs
2005-06Nov. 22	A.J. Gordon
2005-06Dec. 7	Esmir Guzonjic
2005-06Dec. 21	A.J. Gordon
2006-07Dec. 6	Quinn Beckwith
2006-07Jan. 31	Milton Nance
2006-07Feb. 7	Esmir Guzonjic
2006-07Feb. 14	Milton Nance
2006-07Feb. 26	Esmir Guzonjic
2007-08Nov. 20	Casey Holt
2007-08Nov. 28	Casey Holt
2007-08Dec. 12	Thomas Fraise
2007-08Dec. 19	Kenny Johnson
2007-08Jan. 16	Thomas Fraise
2007-08Feb. 6	Casey Holt
2007-08Feb. 20	Thomas Fraise
2008-09Nov. 19	Thomas Fraise
2008-09Dec. 3	Thomas Fraise
2008-09Jan. 7	Thomas Fraise
2009-10 Nov. 18	Jared Strobe
2009-10 Dec. 9	Jared Strobe
2009-10 Jan. 26	Rory Miller
2010-11 Feb. 9	Marcus Landry
2010-11 Jan. 19	Ricky Davison
2011-12 Jan. 11	Beaumont Beasley
2012-13 Mar. 4	Bruce Adams
2013-14 Nov. 26	Rashaun Claiborne
2013-14 Dec. 3	Rashaun Claiborne
2014-15 Feb. 10	Calvin Dade
2015-16 Dec. 15	Dimario Jackson
2015-16 Jan. 19	John Fletcher

## GULF SOUTH CONFERENCE FRESHMEN OF THE WEEK

2014-15 Mar. 3	Jeff Hodge
----------------	------------

# UNA BASKETBALL DIVISION II HONORS

(2nd team)

## GSC PLAYER OF THE YEAR

1973-74 Coleman Crawford  
1979-80 Otis Boddie  
1983-84 Maurice Stafford

## GSC EAST PLAYER OF THE YEAR

1994-95 Harris Lendor  
2007-08 Casey Holt  
2008-09 Kenny Johnson

## GSC EAST ROOKIE OF THE YEAR

1994-95 Harris Lendor

## GSC FRESHMAN OF THE YEAR

1983-84 Robert "Tamp" Harris  
1996-97 Sherra Whetstone

## GSC EAST FRESHMAN OF THE YEAR

2010-11 Wes Long

## GSC COACH OF THE YEAR

1979-80 Bill Jones  
1983-84 Bill Jones  
1993-94 Gary Elliott

## NABC/KODAK NCAA DIVISION II NATIONAL COACH OF THE YEAR

1990-91 Gary Elliott

## NABC/NCAA DIVISION II REGION COACH OF THE YEAR

2007-08 Bobby Champagne

## ALL-SOUTH REGION

1988-89 Louis Newsome  
1989-90 Steve Martin  
1994-95 Harris Lendor  
1998-99 Kenny Gamble  
2002-03 Rudy Williams  
2004-05 A.J. Gordon  
2006-07 Milton Nance

## DAKTRONICS ALL-SOUTH REGION

2007-08 Casey Holt (1st team)  
2008-09 Kenny Johnson  
(1st team)  
2008-09 Thomas Fraise  
(2nd team)  
2011-12 Beaumont Beasley  
(2nd team)  
2013-14 Rashaun Claiborne

## NABC ALL-SOUTH REGION

2007-08 Casey Holt (1st team)  
2008-09 Kenny Johnson  
(1st team)  
2008-09 Thomas Fraise  
(1st team)

## NABC ALL-DISTRICT

2011-12 Theron Jenkins  
(2nd team)  
2013-14 Rashaun Claiborne  
(2nd team)

## ALL REGION TOURNAMENT

1993-94 Dennis Miller  
1993-94 Nate Morris  
1995-96 Bobby Davis  
1995-96 Harris Lendor  
1995-96 Corey Williams (MVP)  
2007-08 Thomas Fraise (MVP)  
2007-08 Casey Holt

## NCAA CHAMPIONSHIP ALL-TOURNAMENT

1976-77 Otis Boddie  
1978-79 Perry Oden, MVP  
1978-79 Ron Darby  
1979-80 Johnny Buckmon  
1983-84 Robert "Tamp" Harris  
1990-91 Fred Stafford  
1990-91 Allen Williams  
1990-91 Carl Wilmer

## NABC DIVISION II ALL-STAR GAME

2006-07 Esmir Guzonjic  
2008-09 Thomas Fraise  
2008-09 Kenny Johnson  
2013-14 Rashaun Claiborne

## NAIA ALL-AMERICAN

1961-62 Doyle "Dabbs" Earnest

## ASSOCIATED PRESS ALL-AMERICAN

### Honorable Mention

1978-79 Otis Boddie  
**First-Team**  
1979-80 Otis Boddie

## DIVISION II BULLETIN ALL-AMERICAN

### Honorable Mention

2007-08 Casey Holt  
2008-09 Kenny Johnson

## TEAM HONORS

### GSC CHAMPIONSHIPS

1976-77, 1980-81, 1983-84  
1993-94, 1995-96, 2013-14

### GSC TOURNAMENT CHAMPIONSHIPS

1980-81, 1983-84, 1987-88  
1993-94, 1995-96, 2013-14

### NAIA TOURNAMENTS

1959-60, 1961-62

### NCAA TOURNAMENTS

1976-77, 1978-79, 1979-80, 1980-81  
1983-84, 1987-88, 1990-91, 1993-94  
1994-95, 1995-96, 2005-06, 2007-08  
2012-13, 2013-14

### NCAA REGIONAL CHAMPIONSHIPS

1976-77, 1978-79, 1979-80  
1980-81, 1983-84, 1990-91  
1995-96, 2007-08

### NCAA FINAL FOUR

1976-77, 1978-79, 1979-80  
1983-84, 1990-91

## NCAA CHAMPIONS

1978-79, 1990-91

### UNA'S NCAA FINAL FOUR ALL-TOURNAMENT TEAM SELEC- TIONS

1977 - Otis Boddie  
1979 - Perry Oden, MVP  
1979 - Ron Darby  
1980 - Johnny Buckmon  
1984 - Robert Harris  
1991 - Fred Stafford  
1991 - Carl Wilmer  
1991 - Allen Williams

# UNA BASKETBALL DIVISION I HONORS

## ASUN ALL-FRESHMAN TEAM

- 2018-19 Jamari Blackmon
- 2018-19 Christian Agnew
- 2019-20 Mervin James
- 2020-21 Detalian Brown
- 2021-22 Daniel Ortiz
- 2022-23 Jacari Lane

## ASUN ALL-CONFERENCE (FIRST TEAM)

- 2023-24 Jacari Lane

## ASUN ALL-CONFERENCE (SECOND TEAM)

- 2020-21 Mervin James
- 2022-23 Daniel Ortiz

## ASUN PLAYER OF THE WEEK

- 2018-19 Jan. 21 Christian Agnew
- 2020-21 Dec. 21 Emanuel Littles
- 2020-21 Jan. 25 Mervin James
- 2022-23 Feb. 13 Jacari Lane
- 2023-24 Dec. 4 Jacari Lane
- 2023-24 Jan. 29 KJ Johnson

## ASUN NEWCOMER OF THE WEEK

- 2018-19 Nov. 12 Jamari Blackmon
- 2018-19 Jan. 21 Christian Agnew
- 2019-20 Nov. 18 C.J. Brim
- 2019-20 Jan. 13 Mervin James
- 2022-23 Dec. 26 Jacari Lane
- 2022-23 Feb. 13 Jacari Lane
- 2022-23 Feb. 20 Jacari Lane

## ASUN FRESHMAN OF THE YEAR

- 2018-19 Jamari Blackmon
- 2022-23 Jacari Lane

## ASUN SIXTH MAN OF THE YEAR

- 2022-23 Jacari Lane

## ASUN ALL-ACADEMIC


- 2020-21 Payton Youngblood
- 2022-23 Damian Forrest
- 2023-24 Damian Forrest

## ASUN ALL-TOURNAMENT TEAM

- 2020-21 Payton Youngblood
- 2020-21 Mervin James
- 2023-24 Damian Forrest




# LION ALL-AMERICANS



**ALL-AMERICAN**  
**DOYLE "DABBS" EARNEST**  
**1961-62**

UNA's first All-American, Dabbs scored a career total 1,840 points for a 17.6 point per game average. He ranks second on UNA's career scoring list and still holds the highest single-season point total in UNA history with 625 points in 1962. He is the only UNA player to ever score over 600 points in a season. Dabbs was the scoring leader in 1960, 1961 and 1962, averaging 17.5, 18.1 and 24 points respectively. He led the Lions to the NAIA National Tournament in Kansas City, Mo., in 1960 and 1962, but they lost opening round games to Hamline and St. Cloud State. He holds the UNA single-game record for most field goals made (20), single-season marks for highest scoring average (24.03), most rebounds (363), most field goal attempts (497), most field goals made (243), most free throws attempted (202) and most free throws made (150), and career marks for most free throws attempted (625), most free throws made (496) and most times to score in double figures (91). He scored 46 points against Troy State in 1962 to rank second for most points in a single game. He scored 30 or more points in a game eight times during his career. Earnest was also among the four initial inductees into the UNA Athletic Hall of Fame, along with Hal Self, Eddie Flowers and Harlon Hill. Dabbs was a native of Winfield, Alabama.



**ALL-AMERICAN**  
**OTIS BODDIE**  
**1979-80**


Otis Boddie is one of the most outstanding players ever to play on the NCAA Division II level. During his four years at UNA, the Lions made three trips to the NCAA Final Four and claimed the national championship in 1979. The team's record during Boddie's four years at UNA was an impressive 84-35. Boddie is UNA's all-time leading scorer with 1,963 career points and an average of 16.8 points per game. He led UNA in scoring four straight years with single-season totals of 485, 382, 597 and 499. He was Gulf South Conference Player of the Year in 1980 and was an all-conference pick in 1978, 1979 and 1980. He holds four GSC records, including marks for free throws attempted in a game (23) and free throws made in a game (19). Otis scored a career high 38 points against Nicholls State in the 1979 NCAA quarterfinals. Although injured during the 1980 NCAA tournament, Boddie came off the bench to score 31 points in the Lions' come-from-behind win over Central Missouri State in the NCAA South Central Regional. Boddie scored 30 or more points in a single game eight times in his career. He made the Final Four All-Tournament Team in 1977 and was an Associated Press Honorable Mention All-America choice in 1979 before taking first-team honors in 1980. He was inducted into the UNA Athletic Hall of Fame in October of 1992.

# UNA IN NATIONAL TOURNAMENTS

## LIONS IN NAIA NATIONAL TOURNAMENT

1959-60  
NATIONAL  
CHAMPIONSHIPS  
Kansas City, Missouri  
Hamline 88, UNA 83

1961-62  
NATIONAL  
CHAMPIONSHIPS  
Kansas City, Missouri  
St. Cloud State 86, UNA 54



## LIONS IN NCAA TOURNAMENT

1976-77  
SOUTH CENTRAL REGION  
Florence, Ala.  
UNA 105, Southern Univ. 88  
UNA 77, Troy State 70  
QUARTERFINAL  
Florence, Ala.  
UNA 67, Cal Poly-SLO 64  
SEMIFINAL  
Springfield, Mass.  
Randolph-Macon 82, UNA 67  
CONSOLATION FINAL  
Springfield, Mass.  
UNA 93, Sacred Heart 77

1978-79  
SOUTH REGION  
Lakeland, Fla.  
UNA 75, Florida Southern 67  
UNA 110, Valdosta State 101  
QUARTERFINAL  
Thibodaux, La.  
UNA 103, Nicholls State 97  
SEMIFINAL  
Springfield, Missouri  
UNA 85, Bridgeport 82  
CHAMPIONSHIP FINAL  
Springfield, Missouri  
UNA 64, Wis.-Green Bay 50

1979-80  
SOUTH CENTRAL REGION  
Warrensburg, Missouri  
UNA 98, Central Missouri St. 86  
UNA 77, Nicholls State 68  
QUARTERFINAL  
Florence, Ala.  
UNA 76, Cal.-Riverside 69  
SEMIFINAL  
Springfield, Mass.  
New York Tech 74, UNA 68  
CONSOLATION FINAL  
Springfield, Mass.  
Florida Southern 68, UNA 67

1980-81  
SOUTH CENTRAL REGION  
Florence, Ala.  
UNA 67, Lincoln University 53  
UNA 63, Northeast Missouri 59  
QUARTERFINAL  
Green Bay, Wis.  
Wis.-Green Bay 65, UNA 39

1983-84  
SOUTH REGION  
Florence, Ala.  
UNA 86, Albany State 73  
UNA 66, West Georgia 65  
QUARTERFINAL  
Florence, Ala.  
UNA 76, San Francisco St. 68  
SEMIFINAL  
Springfield, Mass.  
C. Missouri St. 89, UNA 85 (OT)

1987-88  
SOUTH REGION  
Lakeland, Fla.  
Florida Southern 99, UNA 76  
UNA 87, Norfolk State 76

1990-91  
SOUTH REGION  
Troy, Ala.  
UNA 94, Hampton 80  
UNA 93, Troy State 86  
QUARTERFINAL  
Springfield, Mass.  
UNA 92, Ashland 84  
SEMIFINAL  
Springfield, Mass.  
UNA 97, Virginia Union 76  
CHAMPIONSHIP FINAL  
Springfield, Mass.  
UNA 79, Bridgeport 72

1993-94  
SOUTH CENTRAL REGION  
Topeka, Kansas  
UNA 74, West Texas A&M 67  
Washburn 92, UNA 73

1994-95  
SOUTH CENTRAL REGION  
Warrensburg, Mo.  
Central Missouri St. 95, UNA 75

1995-96  
SOUTH CENTRAL REGION  
Rolla, Mo.  
UNA 78, Delta State 69  
UNA 85, Texas A&M-Kingsville 80  
UNA 92, Missouri-Rolla 80  
QUARTERFINAL  
Louisville, Ky.  
Fort Hays State 71, UNA 68

2005-06  
SOUTH CENTRAL REGION  
Cleveland, Miss.  
Ark.-Monticello 90, UNA 81

2007-08  
SOUTH REGION  
Lakeland, Fla.  
UNA 72, Christian Brothers 71  
UNA 99, Ouachita Baptist 93 (OT)  
UNA 97, Benedict 75  
QUARTERFINAL  
Springfield, Mass.  
Bentley 102, UNA 92

2012-13  
SOUTH REGION  
Lakeland, Fla.  
Florida Southern 94, UNA 80


2013-14  
SOUTH REGION  
Lakeland, Fla.  
UNA 72, Tampa 68  
Tuskegee 93, UNA 87



# UNA'S FINAL FOUR TEAMS

## 1976-77 (24-7)

The 1976-77 Lions finished third nationally at the Final Four in Springfield, Mass., falling to Randolph Macon in the semifinals 82-67 before defeating Sacred Heart 93-77 in the consolation game. Front from left, manager Butch Jones, Otis Boddie, Jimmy Armstrong, Richard Hartry, Timmy Morgan, Ricky Vaughn, Connie Vaughn and manager Donny Strawn. Back from left, head coach Bill Jones, Steve Sanders, Mike Jemison, Larry Vinson, Gerald Lavender, Billy Hill, Garry Moore, Freddie Copeland, graduate assistant coach Gerald Douglas and assistant coach Tommy Suitts.



## 1979-80 (21-10)

The defending national champions made it back to the Final Four but finished fourth with losses to New York Tech in the semifinals, 74-68, and Florida Southern in the consolation game, 68-67. Front from left, head coach Bill Jones, Otis Boddie, Tim McCormick, Albert Owens, James Graham, Mark Smith and assistant coach Wendell Hudson. Back from left, graduate assistant coach Timmy Morgan, statistician Jerry Crowell, Garry Moore, Robert Taylor, Gary Mitchell, Pat Lewallen, Gerald Lavender, Garry Golden, Lawrence Collier, Johnny Buckmon and manager Mike Haggard.



## 1983-84 (27-7)

Returning to the Final Four for the fourth time in eight years, the Lions finished third, losing to Central Missouri in overtime in the semifinals, 89-85. Front from left, head coach Bill Jones, Horace Warren, Robert "Tamp" Harris, Mitch Gholston, Art Mankin, Ken Dumas, Ronnie Nelson, Stanley Blue and assistant coach Gary Elliott. Back from left, manager Tim Solley, graduate assistant coach Mike Gallien, Maurice Stafford, Matt Bohon, Greg Tyon, Tommy Minor, Jim Romkey, Greg Jarmon and manager Kelly Garner.



# UNA'S NATIONAL CHAMPIONS



## 1979 NATIONAL CHAMPIONS (22-9)

From left, assistant coach Tommy Suitts, Otis Boddie, Perry Oden, Timmy Morgan, Bobby Montgomery, Tim McCormick, Paul Musser and head coach Bill Jones. Back from left, manager Jerry Crowell, student coach Larry Vinson, Gary Moore, Billy Hill, Ron Darby, Gerald Lavender, Pat Lewallen, Herbert Hooks, Albert Owens, Mark Smith, student coach Steve Sanders and manager Butch Jones.



## 1991 NATIONAL CHAMPIONS (29-4)

Front from left, assistant coach Billy Gamble, Erric Smith, Carl Wilmer, Darin Liles, Ricky Johnson, Tony Dorsey and student coach Anthony Reid. Back from left, trainer Kevin McDaniel, manager Conley Bush, Eric Lacy, Allen Williams, Fred Stafford, Kevin Simmons, Darryl Hardy and head coach Gary Elliott. Not pictured, Robert Sorenson.

# FLOWERS HALL / CB&S BANK ARENA

Over the last 52 seasons, the University of North Alabama basketball program has reached heights that seemed impossible in the early years of the program.

Winning the NCAA Division II National championships in 1979 and 1991 and reaching the Final Four on three other occasions, Lion basketball teams have made an impact on a regional and national level.

One key factor in that success has been Flowers Hall, a modern facility opened in 1972 that has been the scene

of 528 UNA wins and only 186 defeats over five decades.

That 73.9 winning percentage at home helped bring the UNA program from the middle of the pack in Division II to an annual role as a contender for league honors and the NCAA tournament. It then carried over to the Division I level.

The basketball banner that hangs above the court gives testimony to the success that has come to the UNA program. The Lions were able to add their most recent notation after the

2013-14 season by winning the Gulf South Conference tournament and advancing to the NCAA South Regional.

The first basketball game in Flowers Hall was on Oct. 5, 1972, when the Boston Celtics and the Atlanta Hawks battled in an exhibition game before a crowd that overflowed the 4,000-seat capacity of the new facility.

UNA's initial game against St. Bernard College ended in defeat on Nov. 18, but few opposing teams since have left Flowers Hall triumphant. In 1977 UNA posted a perfect 16-0 record at home and the 1984 Lions went 19-1 in Flowers Hall en route to a third place national finish.

On six occasions UNA has been chosen as the host for NCAA regional and quarterfinal tournaments in men's basketball and the Lions have responded with a perfect 9-0 home court mark in NCAA play. Flowers Hall has also hosted the Alabama/Mississippi High School All-Star Basketball Game on odd numbered years since 1991.

In 1985 the original synthetic floor was replaced with a new synthetic floor. Also, in that same year a new four-sided scoreboard was added to enhance the Lion's home court. In 1989 new theater seating was installed on the home side for season-ticket holders.

In 1994 a new maple wood floor was installed into the "Big Yellow Ice Box." In 2004 that floor was replaced, as were the scoreboards and scorers tables that had been used in Flowers Hall for years. This year will feature the new three-point line that was moved back for men's play. The most noticeable renovation came in the summer of 2004 when a new maple wood floor was installed, along with new scoreboards. More recently, the flooring was altered in the summer of 2008 to adjust the

## UNA YEAR-BY-YEAR IN FLOWERS HALL (since 1972)

<i>Year</i>	<i>Home</i>	<i>Overall</i>	<i>Year</i>	<i>Home</i>	<i>Overall</i>
1972-73	6-5	13-9	1998-99	10-3	14-12
1973-74	7-4	15-8	1999-00	10-4	17-12
1974-75	10-1	12-12	2000-01	12-3	17-10
1975-76	12-2	19-6	2001-02	5-8	10-15
1976-77	16-0	24-7	2002-03	12-1	18-10
1977-78	9-4	17-9	2003-04	5-6	12-16
1978-79	9-4	22-9	2004-05	10-4	14-14
1979-80	14-1	21-10	2005-06	7-5	18-11
1980-81	16-2	22-9	2006-07	9-4	18-11
1981-82	8-4	13-12	2007-08	13-2	27-9
1982-83	8-6	14-15	2008-09	11-1	18-10
1983-84	19-1	27-7	2009-10	8-6	13-16
1984-85	11-3	15-12	2010-11	9-4	13-16
1985-86	13-1	18-9	2011-12	8-3	15-12
1986-87	12-3	18-10	2012-13	10-4	19-9
1987-88	8-5	17-14	2013-14	10-3	23-10
1988-89	11-3	16-11	2014-15	8-5	13-16
1989-90	14-2	20-8	2015-16	12-4	16-13
1990-91	13-2	29-4	2016-17	9-8	14-15
1991-92	12-3	19-9	2017-18	11-4	15-13
1992-93	10-3	16-10	2018-19	8-4	10-22
1993-94	11-3	24-6	2019-20	9-4	13-17
1994-95	11-3	20-8	2020-21	8-4	13-11
1995-96	13-1	24-8	2021-22	6-7	9-21
1996-97	10-3	16-11	2022-23	9-4	18-15
1997-98	6-8	10-16	2023-24	10-4	15-17
<b>Totals</b>	<b>528-186</b>	<b>1,009-592</b>			

# FLOWERS HALL / CB&S BANK ARENA RECORDS

three-point lines to meet new NCAA rules. The men's line was pushed back, but the women shot from the same three-point arc. In 2009, new additions to the scoreboards allowed fans to keep track of individual points, assists, steals and blocks.

The flooring was sanded and repainted in 2013, adding the new UNA athletic logo at center court. The old three-point line used for women's games (prior to 2011) and high school games was also removed.

The transition into NCAA Division I and the ASUN Conference prior to the 2018-19 season saw Flowers Hall get a complete \$2.2 million makeover. The wood flooring was completely replaced. All seating was also removed. Wooden bleachers were replaced with plastic purple seating on the North, South and West upstairs areas. All lower-area seating was replaced with purple chairbacks. New video scoring tables were added, along with a pair of 18'x10' video boards as the arena was updated to host future ESPN broadcasts. Upstairs seating on the East side was also removed to make room for the Steve and Sheila Pierce Hospitality Suite, which features a 2,400 sq. ft. common area that overlooks the court and two rows of box seats for donors, special guests and VIPs.

## UNA IN DEFEAT:


Of the Lions 186 losses in Flowers Hall, 19 have been by a single point. Forty six other losses were by five points or less. Only 46 times in 675 games has UNA ever been beaten by 10 points or more in Flowers Hall, including 6 times in the first two years of Division I competition.

**FIRST GAME:** St. Bernard 100, UNA 91 (11-18-72)

**FIRST WIN:** UNA 79, Troy State 78 (12-8-72)

**50TH WIN:** UNA 77, Troy State 70 (2-26-77)

**100TH WIN:** UNA 75, Valdosta State 53 (12-5-81)



**150TH WIN:** UNA 81, Valdosta State 74 (1-6-86)

**200TH WIN:** UNA 94, West Alabama 67 (2-10-90)

**250TH WIN:** UNA 93, Hillsdale 84 (11-18-94)

**300TH WIN:** UNA 71, Miles 57 (11-19-99)

**350TH WIN:** UNA 90, Florida Gulf Coast 83 (1-31-05)

**400TH WIN:** UNA 78, West Alabama 77 (2-11-10)

**450TH WIN:** UNA 96, West Georgia 87 (12-10-15)

**500TH WIN:** UNA 73, Stetson 66 (OT) (1-9-21)

## LONGEST WINNING STREAKS:

**23 CONSECUTIVE GAMES** - Began with seventh game of 1983-84 season with an 80-58 win over Livingston. Ended with a 57-50 loss to Valdosta State on Jan. 28, 1985.

**18 CONSECUTIVE GAMES** - Began with last game of 1975-76 season with a 58-56 win over Tennessee-Martin. Ended with a 72-69 loss to Livingston in the fifth home game of 1977-78 season.

## BIGGEST WINS:

**70** - Over DeVry Institute, 127-57, on Jan. 4, 1992

**67** - Over Carver College, 107-40, on Dec. 6, 2020

**66** - Over Southeastern Baptist, 106-40, on Dec. 18, 2021

**63** - Over Carver College, 103-40, on Dec. 5, 2021

**57** - Over Simpson College, 118-61, on Jan. 4, 1987

**57** - Over Oakwood, 108-51, on Nov. 7, 2022

**55** - Over Oakwood, 105-50, on Nov. 23, 2021

**51** - Over Knoxville College, 112-61, on Jan. 23, 1997

**48** - Over Stillman College, 106-58, on Nov. 25, 1986

**48** - Over DeVry, 119-71, on Jan. 3, 1991

**45** - Over Angelo State, 121-76, on Nov. 18, 1990

**44** - Over Lambuth College, 102-58, on Dec. 10, 1983

**44** - Over Rust College, 109-65, on Dec. 7, 2023

**42** - Over Blue Mountain, 107-65, on Nov. 24, 2008

**42** - Over Lane College, 122-80, on Dec. 4, 1990

**41** - Over Miles College, 102-61, on Dec. 8, 1987

**41** - Over Alabama-Huntsville, 101-60 on Dec. 10, 1988

**41** - Over Bowie State, 104-63, on Nov. 13, 1998

**40** - Over Stillman College, 83-43, on Nov. 22, 1983

**40** - Over Lambuth College, 108-68, on Dec. 5, 1977

**40** - Over Trevecca, 108-68, on Dec. 8, 1998

**40** - Over Blue Mountain, 100-60, on Nov. 14, 2022

## LONGEST LOSING STREAKS:

**6 CONSECUTIVE GAMES** - Began with a 67-65 loss to Stetson on Jan. 22, 2022 and extended through an 81-72 loss to Central Arkansas on Feb. 23, 2022. Ended with a 108-51 win over Oakwood on Nov. 7, 2022.

## WORST DEFEATS:

**34** - To Kentucky Wesleyan, 78-44, on Nov. 22, 1997

**31** - To Delta State, 90-59, on Mar. 1, 2016

**30** - To Mississippi College, 92-62, on Nov. 20, 1993

**28** - To Texas Tech, 85-57, on Jan. 1, 2024

**24** - To Bellarmine, 87-63, on Feb. 13, 2021

**23** - To Delta State, 89-66, on Nov. 25, 1998

**23** - To West Georgia, 91-68, on Feb. 21, 2004

**21** - To Delta State, 90-69, on Jan. 30, 1993

**20** - To Mississippi College, 76-56, on Mar. 3, 1995

**16** - To Jacksonville State, 82-66, on Feb. 5, 1983

**16** - To Tennessee Martin, 84-68, on Feb. 23, 1973

**16** - To Troy State, 97-81, on Jan. 23, 1989

**16** - To Valdosta State, 79-63, on Dec. 5, 2001

## ALL-TIME RECORD:

**IN FLOWERS HALL:** 528-186 (73.9 pct)

**UNDER BILL E. JONES:** 13-9 (59.1 pct)

**UNDER BILL L. JONES:** 165-37 (81.7 pct)

**UNDER GARY ELLIOTT:** 160-50 (76.1 pct)

**UNDER BOBBY CHAMPAGNE:** 129-59 (68.6 pct)

**UNDER TONY PUJOL:** 78-103 (43.1 pct)

## SINGLE-GAME RECORDS:

**MOST POINTS, TEAM:** 127 by UNA vs. DeVry Institute (1-4-92)

**MOST POINTS ALLOWED BY UNA:** 109 vs. Troy State (1-14-91)

**MOST POINTS, INDIVIDUAL:** 43 by Milton Nance vs. Arkansas Tech (12-18-06)

**MOST REBOUNDS, INDIVIDUAL:** 23 by Charles Cunningham vs. Lambuth (1-6-72) and 23 by Coleman Crawford vs. Livingston (1-4-74)

# UNA VS. ALL OPPONENTS IN CB&S BANK ARENA



School	Games	Record	Fisk			Otterbein		
Albany State	1	1-0	Florida Gulf Coast	4	4-0	Ouachita Baptist	5	4-1
Alabama A&M	12	11-1	Florida Southern	1	0-1	Purdue-Calument	1	1-0
Alabama Christian	1	1-0	Fort Valley State	1	1-0	Queens	1	1-0
Alabama-Huntsville	31	16-15	Freed-Hardeman	2	2-0	Rust College	1	1-0
Alabama State	4	3-1	Georgia College	1	1-0	Saint Leo	1	1-0
Angelo State	1	1-0	Georgia Southwestern	1	1-0	Samford	1	1-0
Arkansas Monticello	3	3-0	Harding	6	4-2	Sam Houston State	1	1-0
Arkansas College	2	2-0	Henderson State	8	7-1	San Fransico State	1	1-0
Arkansas Tech	5	3-2	Hillsdale	1	1-0	Selma	5	5-0
Athens State	20	15-5	Huntingdon	3	3-0	Sewanee	1	1-0
Auburn-Montgomery	5	4-1	Jacksonville	6	5-1	Shorter	13	11-2
Augusta College	1	1-0	Jacksonville State	27	15-12	Simpson College	1	1-0
Austin Peay	3	1-1	Johnson C. Smith	1	1-0	Southeastern Baptist	1	1-0
Baptist Christian	3	3-0	Kennesaw State	4	2-2	Southern Arkansas	3	3-0
Belhaven	1	1-0	Kentucky State	1	1-0	Southern Indiana	1	1-0
Bellarmine	5	1-4	Kentucky Wesleyan	3	2-1	Southern-New Orleans.	1	1-0
Belmont College	1	1-0	Knoxville College	3	3-0	Southern University	3	2-1
Bethel College	3	3-0	Lake Superior State	1	1-0	Southwestern	1	1-0
Birmingham-Southern	1	1-0	Lambuth	16	14-2	St. Andrews	1	1-0
Blue Mountain	5	5-0	Lane College	12	9-3	St. Bernard	1	0-1
Bowie State	1	1-0	Lee (Tenn.)	5	4-1	S. E. Louisiana	6	5-1
Bryan College	1	1-0	LeMoyne-Owen	2	1-1	Stetson	7	3-4
California (Pa.)	1	1-0	Liberty	2	0-2	Stillman	6	6-0
Cal Poly-SLO	1	1-0	Lincoln Memorial	13	13-0	Talladega	1	1-0
Cal-Riverside	1	1-0	Lincoln University	2	2-0	Tampa	1	1-0
Campbellsville	1	1-0	Lipscomb	10	7-3	Tarleton State	1	1-0
Carson-Newman	1	1-0	Lynn	1	1-0	Tennessee-Martin	19	11-8
Carver Bible	5	5-0	Martin Methodist	7	7-0	Tennessee State	5	3-2
Central Arkansas	6	4-2	Middle Tennessee	1	0-1	Tennessee Tech	1	1-0
Central State (OH)	1	1-0	Miles College	7	6-1	Tennessee Temple	1	0-1
Christian Brothers	12	5-7	Milligan College	1	1-0	Tenn. Wesleyan	5	5-0
Clayton State	1	0-1	Mississippi College	24	16-8	Texas A&M-Kingsville	2	1-1
Columbus State	3	3-0	Mississippi Valley	2	2-0	Trevecca	2	2-0
Concordia-Selma	5	5-0	Montevallo	17	9-7	Troy State	22	15-7
Crowley's Ridge	1	1-0	Morehead State	2	1-1	Tusculum	1	1-0
Cumberland	2	2-0	Morehouse	1	1-0	Tuskegee	7	7-0
Delta State	36	25-11	Nicholls State	6	5-1	Union	8	6-2
DeVry	2	2-0	NJIT	2	2-0	Valdosta State	38	26-12
Dillard	4	4-0	Northern Kentucky	1	0-1	Virgin Islands	1	1-0
Earl Paulk	1	1-0	North Florida	3	1-2	Voorhees College	1	1-0
Eastern Kentucky	2	1-1	North Georgia	1	1-0	West Alabama	45	35-10
Elizabeth City State	1	0-1	Nova Southeastern	2	2-0	West Florida	24	16-8
Faulkner State	2	2-0	N. E. Missouri	2	2-0	West Georgia	35	20-15
Ferris State	1	0-1	N. W. Louisiana	1	1-0	Williams Baptist	1	1-0
Findlay	1	0-1	Oakwood	7	7-0	Winona State	1	1-0
						Xavier (LA)	1	1-0