



University of North Alabama Football

2023 GAME NOTES

Saturday, September 23 — Week 4 vs. UT Martin
Braly Stadium — Florence, Alabama — 6:00 PM (CT) — ESPN+

NORTH ALABAMA 2023 SCHEDULE

Aug. 26	vs No. 20 Mercer (Cramton Bowl)	L, 17-7
Sept. 2	CHATTANOOGA	W, 41-27
Sept. 9	at Tarleton State	L, 52-31
Sept. 16	at Tennessee Tech	W, 20-7
Sept. 23	UT-MARTIN	6:00 PM
Sept. 30	EASTERN KENTUCKY	6:00 PM
Oct. 7	BYE	
Oct. 14	at Abilene Christian	3:00 PM
Oct. 21	UTAH TECH	6:00 PM
Oct. 28	at Austin Peay	3:00 PM
Nov. 4	CENTRAL ARKANSAS	4:00 PM
Nov. 11	BYE	
Nov. 18	at Florida State	TBA

UT MARTIN 2023 SCHEDULE

Sept. 2	at #1 Georgia	L, 48-7
Sept. 9	MISSOURI STATE	W, 38-31
Sept. 16	HOUSTON CHRISTIAN	W, 66-7
Sept. 23	at North Alabama	6:00 PM
Sept. 30	TENNESSEE STATE	6:00 PM
Oct. 7	at Eastern Illinois	2:00 PM
Oct. 21	CHARLESTON SOUTHERN	2:00 PM
Oct. 28	at #25 Gardner-Webb	12:30 PM
Nov. 4	at Tennessee Tech	1:30 PM
Nov. 11	#12 SOUTHEAST MISSOURI	2:00 PM
Nov. 18	at #9 Samford	12:00 PM

All times are listed as Central

United Athletic Conference Standings

Team	Overall	Conf.	Streak	This Week
Tarleton State	2-1	1-0	L1	SW Baptist
Abilene Christian	2-1	0-0	L1	@ UCA
Stephen F. Austin	2-1	0-0	W2	APSU
North Alabama	2-2	0-1	W1	UT Martin
Austin Peay	1-2	0-0	W1	@ SFA
Central Arkansas	1-2	0-0	L1	ACU
Utah Tech	1-2	0-0	W1	@ Mizz St.
Eastern Kentucky	0-3	0-0	L3	#13 SEMO
Southern Utah	0-3	0-0	L3	W. Illinois



North Alabama (2-2, 0-1)

Head CoachBrent Dearmon
Alma Mater Bethel, 08
Record @ UNA 2-2 (1st)
Career Record 12-3 (2nd)
UNA last season 1-10
Conference United Athletic (UAC)



UT Martin (2-1, 0-0)

Head Coach Jason Simpson
Alma Mater Southern Miss, 94
Record @ UTM 107-84 (17th)
Career Record SAME
UTM last season 7-4
Conference Big South-OVC

UNA FOOTBALL HISTORY

ALL-TIME RECORD: 482-300-16

CONFERENCE CHAMPIONSHIPS: 17
1960, 1961, 1962, 1963, 1980, 1983, 1985, 1993, 1994, 1995,
2003, 2006, 2009, 2013, 2014, 2015, 2016

NCAA DIVISION II PLAYOFFS: 21
1980, 1983, 1985, 1990, 1992, 1993, 1994, 1995, 1997, 2003,
2005, 2006, 2007, 2008, 2009, 2010, 2011, 2013, 2014, 2015,
2016

NCAA DIVISION II NATIONAL TITLES: 3
1993, 1994, 1995

ALL-TIME RECORD VS. FCS: 18-36

ALL-TIME RECORD AS FCS MEMBER: 17-33 (including transition)

SEASONS AS AN FCS MEMBER: 6

Following the Lions



SATURDAY'S GAME TO BE BROADCAST ON ESPN+

- Play-by-Play: Benjamin Ray
- Color Analyst: Bryan Neece

PLAYING ON THE NATIONAL STAGE

The FCS Kickoff game with UNA against No. 20 Mercer was broadcasted on two ESPN cable networks — the first-time this has ever happened for UNA — starting on ESPN's flagship channel before shifting to ESPNU in the third quarter. The last time UNA played on ESPN's main channel was the 1995 Division II National Championship, where UNA defeated Pittsburg State 27-7.



CATCH OUR LOCAL BROADCAST TEAM ON THE RADIO

UNA's football broadcasts will be carried over WLX Radio 98.3 FM and 103.5 FM in the Shoals. All UNA games can also be heard worldwide on the WLX App and at radio7media.com/wlx/. UNA's football game day broadcasts will begin one hour before kickoff with the "Countdown To Kickoff" show.

RADIO GAME DAY BROADCASTS

This week's broadcast team for the Chattanooga game includes:

- Play-by-Play: Seth Cain
- Color Analyst: Jacob Tucker
- Sideline Reporter: Austin Collette

2023 North Alabama Notes - Preliminary Quick Hitters

1993 NATIONAL CHAMPIONSHIP REUNION

* This week, UNA will honor its 1993 team that went 14-0 and won the Division II National Championship. The pregame ceremony will begin at 5:40 p.m. and the team will join the current Lions on the field after the game for the TNT Fireworks postgame presentation.

ABOUT LAST WEEK...

* The Lions earned their first road win of the season on Saturday at Tennessee Tech, using a strong defensive performance to win 20-7 over the Golden Eagles.

DEFENSIVE SHUTOUT

* The only points allowed by UNA in the 20-7 win over Tennessee Tech came on a pick-six, meaning the defense did not allow any points while on the field. This marks the first "defensive shutout" for the Lions since defeating Shorter 48-0 in 2017.

A NEAR HALF-DOZEN TURNOVERS

* UNA had three interceptions and two fumble recoveries Saturday at Tennessee Tech. The five turnovers mark the most for UNA since recording five against Charleston Southern in 2021 — tying UNA's FCS era record.

FIRST WINS OF DEARMON ERA

* Despite being heavy underdogs against a Chattanooga team receiving votes in both major FCS polls, the Lions earned their first win under new head coach Brent Dearmon on Sept. 2, 2023 with a 41-27 victory at Braly Stadium.

* Two weeks later, UNA celebrated the first road win under Dearmon as the Lions defeated Tennessee Tech 20-7.

ROAD WINS IN FCS ERA

* UNA now has five road wins as an FCS member, including Southern Utah (2018), Jackson State (2018), Gardner-Webb (2019), Hampton (2021) and now Tennessee Tech.

A BIT OF TRICKERY

* The only offensive touchdown in the UNA/Tennessee Tech game on Saturday was a reverse from Noah Walters to Kaden Cooper, who then tossed back to TJ Smith on the right side. Smith — the backup QB — threw across field to Walters who ran it in from 26 yards out. This marked both the first passing TD for Smith and receiving TD for Walters.

ODD STATS FOR THE QUARTERBACK

* Over the last three games, Noah Walters has completed 43-of-76 passes for 398 yards since the last time he threw a touchdown. Oddly enough, Walters has scored a rushing and receiving touchdown more recently than his last passing touchdown.

UAC PLAYERS OF THE WEEK

* In the first three weeks of United Athletic Conference awards, UNA has been honored twice with both an offensive and defensive player of the week.

* Takairree Kenebrew won the first-ever offensive award for his three touchdown performance in a 41-27 win over Chattanooga.

* Philjae Bien-Aime was named the defensive player of the week on Monday after recording two interceptions and four tackles against Tennessee Tech.

EARLY CHALLENGES

* UNA will face four opponents either ranked or receiving votes in the FCS polls in the first five games. Mercer was ranked No. 20 and No. 22 in the FCS Coaches Poll and Stats Perform Top 25, respectively, while Chattanooga and Tarleton State both received votes in those polls the week they faced UNA. This week, UT Martin received the most votes (96) in the Stats Perform Top 25.

OSSAI PICKS UP FUMBLES

* Senior and defensive captain Philip Ossai was in the right places at the right times on Saturday against Tennessee Tech, scooping up a pair of fumbles for two of UNA's five forced turnovers.

* With two recoveries, Philip Ossai sets the new FCS era single game record for fumble recoveries, while also tying the FCS era record for most in a season.

OSSAI HONORING RONALD MCKINNON

* Starting this season, Coach Brent Dearmon wanted to honor UNA's tradition with reminders of the past, including a focus on the historic "Purple Swarm" defense of the mid-1990s that totaled three national championships.

* A key player on that team was Ronald McKinnon, who went on to win the 1995 Harlon Hill trophy — honoring the best player in D2 football each season. McKinnon remains the only defensive player to win the award. McKinnon went on to play linebacker for the Arizona Cardinals for nearly a decade in the late 1990s and early 2000s.

* This fall, Coach Dearmon had McKinnon bestow the honor of wearing his #44 jersey to Philip Ossai, a senior defensive lineman and team leader.

* Ossai previously wore #48 for UNA in honor of his brother, Joseph Ossai, who was drafted in the third round of the 2021 NFL Draft by the Cincinnati Bengals out of the University of Texas. Ossai was willing to change numbers from #48 to #44 this season to honor McKinnon and the UNA tradition.

SEAY YOU LATER

* UNA's first touchdown against Tennessee Tech came in response to a pick-six by Jacque McGowan, as UNA's A.J. Seay jumped a route and returned UNA's first interception return of the season. Before Saturday, the last pick-six for UNA came in 2019 against Charleston Southern as Jalen Dread went 62 yards.

NO PUSHOVERS

* All 10 of UNA's FCS opponents this season finished at least four wins last season with the Tech schools (Tennessee Tech, Utah Tech) turning in 4-7 records. Six of UNA's opponents finished with identical 7-4 records, while FBS opponent Florida State went 10-3 last year.

THE UNITED ATHLETIC CONFERENCE

* The ASUN and WAC have partnered for football for the third consecutive year and have rebranded as the United Athletic Conference (UAC).

* In 2023, the UNA football team is competing for the first time as a member of the United Athletic Conference. UNA's other 13 sports have competed in the ASUN since the Lions made the move to Division I in 2018.

* UNA football competed as an FCS independent in 2018 before joining the Big South Conference as a football-only member in 2019. The Lions did not play as part of the Big South 2020 spring season, opting for a four-game fall schedule instead. UNA returned to the Big South in 2021. North Alabama spent the 2022 season as a member of the ASUN conference.

United Athletic Conference Football Schools

Abilene Christian
Austin Peay
Central Arkansas
Eastern Kentucky
North Alabama
Southern Utah
Stephen F. Austin
Tarleton State
Utah Tech
West Georgia — Joining in 2024
UT-Rio Grande Valley — Joining in 2025

2023 North Alabama Notes - UNA vs. UT Martin

LIONS VS. UT MARTIN

- * UNA has a 19-12-1 all-time record against UT Martin.
- * Saturday will mark the 33rd all-time meeting between the two schools and will be the first meeting in 33 years.
- * The series began in 1949 during UNA's first season of football and went on pause in 1990 as UT Martin made the jump from D2 to FCS in 1991.
- * UNA has won the last two meetings in 1989 and 1990.
- * The last meeting was UNA's Homecoming game at Braly Stadium. The Lions won 49-0 for their fourth all-time shutout of the Skyhawks.

Year	Winner	Score	Location
1949	UNA.....	53-0.....	Florence
1960	UNA.....	21-10.....	Florence
1961	UNA.....	17-14.....	@Martin
1962	UNA.....	31-8.....	Florence
1963	UTM	2-27.....	@Martin
1964	UNA.....	8-0.....	Florence
1965	UNA.....	17-14.....	@Martin
1966	UTM	18-24.....	Florence
1967	UTM	0-22.....	@Martin
1968	UNA.....	37-17.....	Florence
1969	UNA.....	51-7.....	@Martin
1970	UTM	7-35.....	Florence
1971	UTM	7-20.....	@Martin
1972	UTM	16-21.....	Florence
1973	UTM	16-17.....	@Martin
1974	UNA.....	42-10.....	Florence
1975	UNA.....	30-20.....	@Martin
1976	UTM	7-31.....	Florence
1977	UTM	13-31.....	@Martin
1978	UNA.....	38-17.....	Florence
1979	UTM	9-10.....	@Martin
1980	UNA.....	26-17.....	Florence
1981	UNA.....	37-10.....	@Martin
1982	UNA.....	33-10.....	Florence
1983	UNA.....	35-7.....	@Martin
1984	TIE.....	10-10.....	Florence
1985	UNA.....	38-7.....	@Martin
1986	UTM	3-7.....	Florence
1987	UNA.....	3-0.....	@Martin
1988	UTM	14-38.....	Florence
1989	UNA.....	28-6.....	@Martin
1990	UNA.....	49-0.....	Florence

UNA VS. SCHOOLS FROM TENNESSEE

- * North Alabama will face four schools from the Tri-Star State this season, including Chattanooga, Tennessee Tech, UT Martin and United Athletic Conference rival Austin Peay.
- * Tennessee is the most represented state on UNA's schedule with four opponents, followed by Texas with two. Georgia, Florida, Kentucky, Arkansas and Utah each have one opponent.
- * UNA has a 67-45-2 record against the state of Tennessee

School	Rec.	First	Last
Austin Peay	13-6	1949	2022
Bethel College	2-0	1949	1950
Carson-Newman	8-2	1978	2009
Chattanooga	1-3	1963	2023
East Tennessee State	5-1	1954	1979
Lambuth	3-0	2001	2010
Lane College	1-0	1981	1981
Middle Tennessee State	6-14	1949	1980
Memphis	0-1	2022	2022
UT Martin	19-12-1	1949	1990
Tennessee Tech	3-5-1	1953	2023
Tusculum	4-0	2004	2007
Union University	2-0	1951	1952
Vanderbilt	0-1	1959	1959

UT MARTIN HAS BATTLED THE LIONS OFTEN

- * With 32 all-time meetings from 1949-1990, UT Martin is UNA's most frequent rival from the state of Tennessee.

1. UT Martin	32 meetings
2. Middle Tenn. State	20 meetings
3. Austin Peay	19 meetings
4. Carson-Newman	10 meetings
5. Tennessee Tech	9 Meetings

UT MARTIN IS UNA'S MOST FREQUENT FCS RIVAL

- * With 32 all-time meetings, UT Martin ranks as the eighth-most frequent opponent in UNA history, but the most among current FCS members — despite not playing in 33 years.

Rank	School	# of Meetings	Last Time
1	West Alabama	71	2017
2	Delta State	61	2017
3	Jacksonville State	50	2022
4	Troy	44	1992
5	Valdosta State	42	2017
T6	Mississippi College	35	2018
T6	West Georgia	35	2017
8	UT Martin	32	1990

LARGEST MARGIN OF VICTORY

- * UNA's 53-0 win over UT Martin in 1949 is tied for the fourth largest margin of victory in school history along with a 53-0 win over West Georgia in 2008. That record stood for 54 years until UNA defeated Stillman 68-7 in 2003. The record is now at 62 as UNA defeated West Alabama 76-14 in 2005.

TOOK HIS VITAMINS AND SAID HIS PRAYERS

- * The school record for field goals in a single game was set against UT Martin in 1969 by David Hogan with five. The record was later matched in 2012 by Michael Schuster and in 2018 by Chandler Carrera. Hogan also holds the record for points scored by kicking in a single game with 19.

EIGHT PICKOFFS VS. THE SKYHAWKS

- * The school record for interceptions in a single game is eight, which was set against UT Martin in 1968. Don Richard had three of those interceptions, tying the single game individual record. Rod Brooks later tied this record in 1982 against UT Martin.

THE FIRST-EVER 100 YARD RETURN

- * UNA's first-ever kickoff return that went 100 yards came against UT Martin in 1970, as Bobby Joe Pride took it to the house. His 100 yard record was later matched by Delvon Carpenter in 2017.

THE SECOND-LONGEST RETURN, TOO?

- * In 1989, Troy Nelson returned a kickoff for a 99 yard touchdown against UT Martin, meaning two of the three longest kickoff returns in school history are against the Skyhawks.

RUSHING AGAINST UT MARTIN

- * UNA's 12th-best rushing performance in a single game came against the Skyhawks in 1969, as the Lions ran for 413 yards. Also, the ninth-longest run from scrimmage in school history came from Bennie Burns in 1974 against UT Martin, going 87 yards. That record is currently held by Parker Driggers with a 99 yard run against Robert Morris in 2021.

GETTING IN THE HOMECOMING SPIRIT

- * Next week is UNA's Homecoming game against ECU, as the Lions have a 52-20-1 record all-time on Homecoming. In fact, UT Martin has been UNA's opponent on homecoming eight times. The Lions are 5-2-1 all-time against UT Martin on Homecoming.

2023 North Alabama Notes - More UT Martin and General Notes

HIGH ATTENDANCE AT BRALY

* In 1980, UNA drew a crowd of over 10,000 for the first time in program history. The three games with over 10,000 fans that season include MTSU, Alabama A&M and UT Martin.

HIGH RUSHING PERFORMANCES

* Two of the top five individual rushing performances in school history came against UT Martin. This includes Robert Douthitt's 225 yard performance in 1960 and the same amount of yardage from Leonard Thomas nine years later in 1969.

* This record held until 1993 when both Brian Satterfield and Tyrone Rush broke it during the first championship season at UNA. Satterfield went for 243 yards against Fort Valley State, while Rush went for 248 yards against Delta State.

* Last season, former Lion ShunDerrick Powell broke those records with 251 yards against UVA Wise.

UNA REMAINS LAST D2 OVER FBS WIN

* UNA remains the last Division II team to beat a Division I-A (FBS) team, defeating Southwestern Louisiana (now Louisiana) on October 11, 1997 in four overtimes, 48-42.

FCS KICKOFF BROADCASTED ON ESPN

* The FCS Kickoff last Saturday against Mercer was broadcasted on ESPN's flagship station. This marked North Alabama's first appearance on an ESPN network since 2016 when they appeared on ESPN2 in a 29-3 loss against Northwest Missouri State in the Division II National Championship Game.

* Last week was North Alabama's first game broadcasted on ESPN since 1995 in a 27-7 victory over Pittsburg State in the Division II National Championship Game.

* After a weather delay in the third quarter halted play for over an hour, the game was shifted to ESPN2. This marked UNA's first time having a single game aired on two ESPN cable networks.

North Alabama Football on ESPN Networks

Year	Opponent	Network	Result
1985	North Dakota State	ESPN	L - 7-35
1993	IUP	ESPN	W - 41-34
1994	Texas A&M Kingsville	ESPN2	W - 16-10
1995	Pittsburg State	ESPN	W - 27-7
2005	NW Missouri State	ESPNU	L - 24-25
2008	NW Missouri State	ESPN2	L - 7-41
2016	NW Missouri State	ESPN2	L - 3-29
2023	Mercer	ESPN/ESPNU	L - 7-17

WHITE SCHULTZ SETS FCS KICKOFF STANDARD

* Edwin White Schultz's 14 tackles in the FCS Kickoff game against Mercer set a new record for the game. The record was previously set at 14 by Chattanooga's Tavon Lawson in 2017 and North Dakota State's Jordan Champion in 2015.

NORTH ALABAMA HAS SECOND WINNINGEST COLLEGIATE FOOTBALL PROGRAM IN ALABAMA SINCE 1990

* The University of North Alabama ranks second only behind the University of Alabama for football success by a school from the State of Alabama since 1990.

* UNA record over the last 33 seasons: 255-127-1

* Most college football wins in the state of Alabama since 1990

1. Alabama - 297 wins
2. North Alabama - 255 wins
3. Auburn - 249 wins
4. Tuskegee - 248 wins

NORTH ALABAMA IN SIXTH SEASON IN FCS

* This is North Alabama's sixth season as a member of FCS but is just the Lions' second as a full Division I member after a four-year transition period.

* A charter member of the Gulf South Conference and the NCAA Division II, the Lions officially moved to Division I status on July 1, 2018, and began their transition in the Fall of 2018.

* UNA produced one of the most successful football programs in the history of the Gulf South Conference and Division II, advancing to the Division II Playoffs 12 times in its final 15 seasons in the division and making 21 total playoff appearances, winning 35 post-season games and three national championships. The 21 post-season trips and 35 playoff wins rank second in DII history.

* During the transition, UNA went 7-3 in 2018, 4-7 in 2019, 0-4 in COVID shortened 2020 season, and 3-8 in 2021 for a 14-22 record.

* In the Lions first season as a full-fledged Division I member, they posted a 1-10 record.

SPEAKING OF TRADITION

* In the 2023 home opener against Chattanooga, North Alabama debuted its new uniforms that featured...

- Purple jerseys with white "North Alabama" text
- Purple pants with the new Lion head patch
- Purple helmets with the classic "stars" earned for good performances as worn in the 1990s.
- A subtle gold trim on the jerseys
- An adidas patch on the right side
- The UAC logo on the left side to represent UNA's first year as a new UAC member.

PRIDE IN OUR PAST

* This fall, Coach Brent Dearmon and his team have put a lot of emphasis on honoring UNA's rich tradition. Some of the ways this has been accomplished includes...

- A modern take on the traditional 1990s uniforms
- Countdown graphics featuring former players and their career highlights on social media.
- Implementing hashtags on social media such as...
 - #PrideInOurPast
 - #RestoreTheRoar
 - #PurpleSwarm
- Bringing back past alumni and coaches to speak with the team, such as...
 - Coach Bobby Wallace
 - Cody Gross
 - Ronald McKinnon
 - Dr. Hamp Moore
 - Robert Steele

BIG CROWDS

* The last time North Alabama had over 10,000 fans at Braly Stadium came last season against Tarleton State.

* UNA has had 49 games with a home attendance of over 10,000 dating back to 1980 against MTSU.

* The 2013 season marked the first time UNA had three straight home games with over 10,000 fans, coming against Delta State, West Georgia and West Alabama.

* In the first game of the Brent Dearmon Era last week, UNA had a crowd of 9,361, ranking high among home-opening crowds in program history.

LOTS OF PURPLE

* The Lions will face four opponents with purple in their color scheme this season, including Tarleton State, Tennessee Tech, ACU and Central Arkansas.

2023 North Alabama Notes - General Notes

TENNESSEE LIONS

* UNA crossed state lines to find nine of its players, including...

Name	Class	Pos.	Hometown
- Rush Lansdell	R-Jr.	LB	Columbia
- Kenny Rawls	R-Jr.	TE	Franklin
- Camden Allison	Fr.	DB	McKenzie
- Witt Mitchum	R-So.	OL	McKenzie
- Zach Aird	Fr.	K	McKenzie
- Isaiah Tate	Fr.	QB	Memphis
- Jaylen Powell	So.	DB	Memphis
- Nathan Curry	Fr.	LS	Murfreesboro
- Colton Shaffer	R-Fr.	QB	Summertown

NORTH ALABAMA VS. FCS

* The Lions have an 18-36 record against teams in the FCS (formerly I-AA) Division. The first opponent at the level came in 1978, as UNA defeated Austin Peay by a 10-6 final. UNA's first loss came to East Tennessee State by a 27-7 final in Florence.

LIONS AT BRALY

* UNA has a 276-126-8 all-time record at Braly Stadium.
* In the Division I Era, UNA was 4-1 at home in 2018, 3-2 in 2019, 0-1 at home in a shortened 2020 season, 2-4 in 2021, 1-3 last season and 1-0 this season for a 11-11 home record in Division I.

STREAKING AT BRALY

* The longest home win streak for UNA came at 28 games from September 4, 1993 to September 14, 1996.

UNA VS. RANKED OPPONENTS

* Last season's game at Chattanooga was North Alabama's first game against a nationally ranked team that season, and the 10th by the Lions against a ranked Division I team since their move to Division I in 2018.
* All-time, UNA is 0-14 against ranked FCS opponents, with the nine of those 14 games coming on the road and one coming in neutral site action against Mercer in the season opener.
* North Alabama faced four nationally ranked FCS teams in its first 10 games in 2021 and one more in 2022. Mercer opened the 2023 season nationally ranked in four FCS polls.
* UNA has played 117 games against nationally-ranked opponents since 1992. The Lions are 61-55-1 in those 117 meetings with ranked opponents over the last 31 seasons.
* UNA has played 60 of those 117 games against teams ranked in the Top 10. The Lions are 31-29 in those previous 60 games.
* UNA has a 40-22 record at Braly Stadium against nationally-ranked teams since 1992.
* North Alabama's first game ever against a nationally ranked FBS opponent was No. 8 BYU in 2020.

* UNA All-time vs. Nationally Ranked FCS Opponents:

1994	at #3 Youngstown State	L 14-17
2016	at #3 Jacksonville State	L 12-31
2018	at #1 North Dakota State	L 7-38
2019	at #23 Montana	L 17-61
2019	at #13 Jacksonville State	L 12-30
2019	at #4 Kennesaw State	L 17-41
2019	at #20 Monmouth	L 38-49
2021	#17 Southeastern Louisiana	L 28-49
2021	#24 Chattanooga	L 0-24
2021	at #11 Jacksonville State	L 24-27
2021	#5 Kennesaw State	L 24-28
2022	at #9 Chattanooga	L 14-41
2023	vs. #20 Mercer	L 7-17

* UNA vs. nationally ranked FBS opponents:

2020	at #8 BYU	L 14-66
------	-----------	---------

UNA VS. FCS OPPONENTS

* UNA is 12-29 against FCS opponents since making the move to Division I in 2018.
* UNA has gone 7-11 in its 16 home contests against FCS opponents since 2018, 5-16 on the road and 0-2 at a neutral site.
* The Lions are 18-36 against FCS schools since 1978.
* Before hosting Western Illinois in the 2019 season-opener, North Alabama had played 11 straight games against FCS opponents on the road, dating back to 1992 at Braly Stadium against Troy.
* Prior to the 26-17 win over Western Illinois, UNA's last win over an FCS opponent in Florence was a 17-3 win over Missouri State (then known as Southwest Missouri State), in 1982.

UNA All-time vs. FCS Opponents

1978	at Austin Peay	Won	10-6
1979	at Middle Tennessee State	Won	20-17
1979	EAST TENNESSEE	Lost	7-27
1980	MIDDLE TENNESSEE STATE	Won	36-0
1981	at Missouri State	Won	28-21
1982	MISSOURI STATE	Won	17-3
1992	TROY	Lost	10-24
1993	at #3 Youngstown State	Lost	14-17
1999	at Elon	Lost	15-35
2002	at Samford (2 OT)	Lost	21-24
2003	at Jacksonville State	Won	28-16
2013	at Jacksonville State (2 OT)	Lost	21-24
2016	at #3 Jacksonville State	Lost	12-31
2018	at Southern Utah	Won	34-30
2018	at Alabama A&M	Won	25-20
2018	at #1 North Dakota State	Lost	7-38
2018	at Campbell	Lost	7-30
2018	at Jackson State	Won	24-7
2019	WESTERN ILLINOIS	Won	26-17
2019	at #22 Montana	Lost	17-61
2019	ALABAMA A&M	Lost	24-31
2019	at #13 Jacksonville State	Lost	12-30
2019	PRESBYTERIAN	Won	41-21
2019	at Hampton	Lost	34-40
2019	CHARLESTON SOUTHERN	Lost	20-25
2019	at #4 Kennesaw State	Lost	17-41
2019	CAMPBELL	Won	25-24
2019	at #20 Monmouth	Lost	38-49
2019	at Gardner-Webb	Won	34-30
2020	JACKSONVILLE STATE	Lost	17-24
2021	#17 SOUTHEASTERN LOUISIANA	Lost	28-49
2021	CHATTANOOGA	Lost	0-20
2021	at Jacksonville State	Lost	24-27
2021	at Nicholls State	Lost	14-31
2021	CAMPBELL	Lost	31-48
2021	at North Carolina A&T	Lost	34-38
2021	ROBERT MORRIS	Won	42-31
2021	CHARLESTON SOUTHERN	Won	45-22
2021	at Monmouth	Lost	33-45
2021	KENNESAW STATE	Lost	24-28
2021	at Hampton	Won	35-27
2022	at Indiana State (OT)	Lost	14-17
2022	at Chattanooga	Lost	14-41
2022	TARLETON STATE	Lost	28-43
2022	at Kennesaw State (2 OT)	Lost	34-40
2022	vs. Jacksonville State	Lost	31-47
2022	at Eastern Kentucky	Lost	53-56
2022	at Central Arkansas	Lost	29-64
2022	AUSTIN PEAY	Lost	35-38
2022	TENNESSEE TECH	Lost	27-35
2023	vs. #20 Mercer	Lost	7-17
2023	CHATTANOOGA	Win	41-27
2023	at Tarleton State	Lost	31-52
2023	at Tennessee Tech	Win	20-7

2023 North Alabama Notes - About the 1993 Season

THE PERFECT SEASON

* This week, UNA will honor its 1993 team that went 14-0 and won the first of three Division II National Championships for the school. The 1993 team earned a No. 1 ranking for the first time in school history, and UNA retained that spot for 27 straight polls.

HOME SWEET HOME

* UNA became the first D-II team to play for a national championship on its own home field in 1993, hosting every one of its playoff games.

ALL-AMERICANS

* UNA had four All-Americans on the 1993 team, including running back Tyrone Rush, linebacker Ronald McKinnon, defensive lineman Jeff Redcross and offensive guard Jeff Surbaugh.

MORE AWARDS FROM 1993

* Fifteen UNA players earned at least one Gulf South Conference accolade that season, including Cody Gross, Jarius Hayes, Keith Humphrey, Ronald McKinnon, Lee Morris, O.J. Patrick, Jeff Redcross, Tyrone Rush, Brian Satterfield, Gerald Smith, Jamie Stoddard, Jeff Surbaugh, Brad Stepp, Jon Thompson and Michael Williams. Coach Bobby Wallace was also named Kodak National Coach of the Year in 1993, on top of many other accolades.

85 RECORDS BROKEN

* In 1993, UNA tied or broke 85 Gulf South Conference records.

UNCHARTED WATERS

* UNA's 14 wins remains tied for the most in program history with the 1995 season. Prior to 1993, only three other seasons in program history brought double digit win totals, coming in 1980, 1983 and 1985 under Wayne Grubb.

CONTROL/COMMAND F

* If you search "1993" in the UNA football record book, it shows up 393 times — more than any other year. This is followed by "1995" with 371 entries and "1994" with 313 entries.

1993 (14-0-0) Bobby Wallace Gulf South Conference Champions NCAA Division II Champions

9-4	FORT VALLEY STATE	36-14
9-18	at Alabama A&M	49-7
9-25	DELTA STATE	58-17
10-2	at Portland State	44-32
10-9	at Mississippi College	38-28
10-16	HENDERSON STATE	17-0
10-23	at Central Arkansas.....	27-10
10-30	WEST ALABAMA.....	65-15
11-6	at Valdosta State.....	31-21
11-13	WEST GEORGIA.....	41-14
	(NCAA Division II Playoffs)	
11-20	CARSON-NEWMAN	38-28
11-27	HAMPTON	45-20
12-4	TEXAS A&M-KINGSVILLE	27-25
	(National Championship Game)	
12-11	INDIANA-PENNSYLVANIA	41-34
	TOTALS	557-265

1993 Game-by-Game Statistics

1993	Rushing	Passing	Total	Rushing	Passing	Total	
Opponent	Off	Off	Off	Def	Def	Def	Score
Fort Valley State	506	34	540	163	109	272	36-14
@Alabama A&M	346	144	490	42	172	214	49-7
Delta State	550	96	646	121	164	285	58-17
@Portland State	372	78	450	65	358	423	44-32
@Miss. College	329	60	389	165	241	406	38-28
Henderson State	323	80	403	113	89	202	17-0
@Central Arkansas	238	103	341	168	191	359	27-10
West Alabama	399	166	565	42	367	409	65-15
@Valdosta State	250	21	271	132	232	364	31-21
West Georgia	402	205	607	76	346	422	41-14
Carson-Newman	298	157	455	103	146	249	38-28
Hampton	472	98	570	110	204	314	45-20
T A&M-Kingsville	352	118	470	104	177	281	27-25
Indiana, Pa.	359	178	537	134	299	433	41-34

NORTH ALABAMA 2023 FOOTBALL ROSTER



No.	Name	Pos.	HT	WT	Class	Hometown / Previous School	No.	Name	Pos.	HT	WT	Class	Hometown / High School / Previous School
0	Kam'ron Green	DL	6-4	233	Jr.	Bradenton, Fla. / Butler CC	51	Ryan Walker	OL	6-3	260	Fr.	Alabaster, Ala. / Thompson HS
0	Dakota Warfield	WR	6-1	197	Sr.	Alpharetta, Ga. / Mt. San Antonio College	52	Boone Swinney	LB	5-10	200	R-Fr.	Phil Campbell, Ala. / Phil Campbell
1	Demarcus Lacey	WR	6-0	181	So.	Birmingham, Ala. / Pleasant Grove HS	53	Evan Godwin	LS	5-11	200	R-Fr.	Andalusia, Ala. / Straughn HS
1	Edwin White Schultz	DB	6-1	205	R-So.	Mobile, Ala. / Univ. of Kansas	54	Jyheam Ingram	DL	6-1	280	Fr.	Muscle Shoals, Ala. / Muscle Shoals
2	Allen Smith	DB	5-9	170	R-Jr.	Culver City, Calif. / College of the Canyons	55	Edgar Amaya	OL	6-3	315	R-Fr.	Florence, Ala. / Univ. of Colorado
2	TJ Smith	QB	6-2	200	R-Jr.	Fort Lauderdale, Fla. / Florida Atlantic Univ.	56	Trenton Townsend	DL	6-4	258	Jr.	Kennesaw, Ga. / Hutchinson CC
3	K.J. Trujillo	DB	6-0	180	R-Jr.	Los Angeles, Calif. / Wake Forest Univ.	57	Amir Graham	OL	5-11	275	R-Fr.	Pensacola, Fla. / Escambia HS
3	JJ Evans	WR	6-3	203	R-Jr.	Montevallo, Ala. / Auburn Univ.	58	Elijah Elmore	DL	6-0	300	R-So.	Prattville, Ala. / Iowa Western CC
4	Parker Driggers	RB	6-0	198	R-Jr.	Brantley, Ala. / Brantley HS	63	Brody Stewart	OL	6-2	310	Fr.	Andalusia, Ala. / Andalusia HS
4	Rush Lansdell	LB	6-3	215	R-Jr.	Columbia, Tenn. / Univ. of Memphis	65	Collin Wright	OL	6-3	308	R-Fr.	Muscle Shoals, Ala. / Muscle Shoals
5	Takairree Kenebrew	WR	6-2	190	R-Sr.	Childersburg, Ala. / Childersburg HS	67	Logan McInnish	OL	6-4	340	R-So.	Muscle Shoals, Ala. / Mars Hill Bible
5	Ryan Madison	DB	5-11	187	So.	Fultondale, Ala. / Pleasant Grove HS	68	Stevie Young	OL	6-4	293	Sr.	Ft. Smith, Ark. / Hutchinson CC
6	Gallil Guillaume	LB	6-1	227	Sr.	Suwanee, Ga. / Cornell University	72	Witt Mitchum	OL	6-6	295	R-So.	McKenzie, Tenn. / Kansas State Un
6	Noah Walters	QB	6-0	190	So.	Lincoln, Neb. / Lincoln East HS	73	Edgerin Watson	OL	6-2	270	R-Fr.	Huntsville, Ala. / James Clemens H
7	Ben Harris	QB	6-1	203	R-So.	Midwest City, Okla. / Univ. of Oklahoma	74	Gage Saint	OL	6-4	289	Jr.	Hatton, Ala. / Troy University
7	Philjae Bien-Aime	DB	5-11	185	R-Fr.	North Miami, Fla. / Univ. of Central Florida	75	Will Derico	OL	6-4	312	Sr.	Montgomery, Ala. / Northeast Missis
8	Justin Luke	WR	5-11	180	R-So.	Warner Robins, Ga. / Northside HS	76	Fau Tai'Vai	OL	6-2	340	Jr.	Melbourne, Australia / New Mexico
8	Shaun Myers	LB	6-1	208	Jr.	Dayton, Ohio / Hocking Technical College	77	Mickel Clay	OL	6-5	278	Jr.	Cincinnati, Ohio / Hocking Technica
9	David Florence	WR	5-10	185	Gr.	Jeffersonville, Ind. / Kentucky Wesleyan	78	Brady Brown	OL	6-3	280	Fr.	Florence, Ala. / Rogers HS
9	Gregory Reddick	DB	5-11	195	R-Jr.	Miami, Fla. / Saint Francis Univ.	79	Raykwon Goldthwaite	OL	6-8	310	R-Fr.	Birmingham, Ala. / Jackson-Olin HS
10	Amauri Floyd	LB	6-1	210	Jr.	Miami, Fla. / Robert Morris Univ.	80	Sawyer Heptinstall	WR	6-2	197	R-So.	Blountsville, Ala. / Blountsville HS
11	Jalyn Daniels	RB	5-9	168	So.	Tallassee, Ala. / Tallassee HS	81	Ollie Finch Jr.	WR	6-1	182	R-So.	Attalla, Ala. / Troy University
12	Jaquan Woods	WR	5-8	164	R-So.	Gadsden, Ala. / Gadsden City HS	82	Ryan Shoop	WR	6-3	178	R-Fr.	Trussville, Ala. / Hewitt-Trussville H
13	Barry Womack	DB	6-2	187	Sr.	Montgomery, Ala. / Trinity Valley CC	83	Nikki Taylor	WR	5-9	159	R-Fr.	Luverne, Ala. / Luverne HS
14	Kobe Warden	WR	5-9	155	R-Jr.	Killen, Ala. / Brooks HS	84	Omareon Finch	WR	6-2	179	Fr.	Gadsden, Ala. / Etowah HS
15	Makenly Newbill	DL	6-1	255	5th	Rincon, Ga. / Savannah State Univ.	85	Izayah Fletcher	WR	6-2	170	Fr.	Hartselle, Ala. / Hartselle HS
16	Javen Augustus	DL	6-4	206	So.	Montgomery, Ala. / Montgomery Catholic	86	Amarie Rogers	TE	6-5	254	Fr.	Maumelle, Ark. / Maumelle HS
17	Isaiah Tate	QB	6-0	165	Fr.	Memphis, Tenn. / Germantown HS	87	Nathan Brockway	TE	6-4	215	Fr.	Russellville, Ala. / Russellville HS
18	KJ Fields	WR	6-0	186	Fr.	Huntsville, Ala. / Bob Jones HS	88	Kaleb Heatherly	TE	6-5	255	So.	Cullman, Ala. / Cullman HS
19	Kenny Rawls	TE	6-3	228	R-Jr.	Franklin, Tenn. / Battle Ground Academy	91	Jake McCluskey	DT	6-0	267	R-Fr.	Florence, Ala. / Mars Hill Bible Schc
20	A.J. Seay	DB	6-0	185	R-So.	Decatur, Ga. / Presbyterian College	92	Nathan Olgetree	PK	6-2	170	R-Fr.	Harvest, Ala. / Excalibur Christian H
21	Ashaad Williams	LB	6-2	178	R-So.	Russellville, Ala. / Russellville HS	94	Jamarion Augustus	LB	6-3	205	So.	Montgomery, Ala. / Montgomery Ca
22	A.J. Phillips	LB	6-0	225	Jr.	Mobile, Ala. / Univ. of South Alabama	96	Jack Rice	K/P	6-1	175	Fr.	Harvest, Ala. / Sparkman HS
23	Kaden Cooper	WR	6-0	180	Fr.	Opelika, Ala. / Opelika HS	97	Elijah Hartnett	DE	6-1	247	R-Fr.	Florence, Ala. / Florence HS
24	Cameron Jamar	DB	5-8	178	R-So.	New Market, Ala. / Buckhorn HS	98	Chauncey Mays	DL	6-1	270	6th	Indianapolis, Ind. / Lawrence North
25	Keenan Hill	DB	5-11	173	R-Fr.	Detroit, Mich. / James Clemens HS	99	Kaleb Brown	DL	6-0	280	So.	Clarksdale, Miss. / Coahoma CC
26	Winston Sweeting	WR	6-0	190	Sr.	Jacksonville, Fla. / Univ. of West Florida							
27	Camden Allison	DB	6-0	185	Fr.	McKenzie, Tenn. / McKenzie HS							
28	Myles Murphy	RB	5-8	193	R-Fr.	Pensacola, Fla. / Booker T. Washington HS							
29	Jaylen Powell	DB	5-11	190	So.	Memphis, Tenn. / Northwest Mississippi CC							
30	Jakob Cummings	TE	6-0	218	R-Sr.	Auburn, Ala. / Auburn HS							
31	Andrew Leak	LB	6-0	215	R-So.	Franklin, Ga. / Middle Tennessee St. Univ.							
32	Michael Townner Jr.	DE	6-1	250	Fr.	Prichard, Ala. / C.F. Vigor HS							
33	E.J. Colbert	DL	6-0	252	R-So.	Cordova, Ala. / Hartselle HS							
34	Dennis Moody	RB	5-11	180	Fr.	Frisco, Tex. / Reedy HS							
35	Adam Watford	P	5-11	175	Fr.	Dothan, Ala. / Dothan HS							
36	Erin Outley	TE	6-4	255	R-So.	Little Rock, Ark. / Univ. of Arkansas							
37	Sam Contorno	K	5-9	177	R-Jr.	Tuscaloosa, Ala. / Holy Spirit Catholic HS							
38	Garrick Ponder	LB	6-2	229	R-Fr.	Largo, Fla. / Pinellas Park HS							
39	Josiah Hixon	DB	5-8	188	Fr.	Spanish Fort, Ala. / Spanish Fort HS							
40	Aidan Robinson	LB	6-2	216	R-So.	Vestavia Hills, Ala. / Vestavia Hills HS							
41	Tyler Antkowiak	DE	6-5	238	R-Jr.	Trussville, Ala. / Hewitt-Trussville HS							
42	Thomas Dowis	K	6-1	205	R-So.	Bogart, Ga. / North Oconee HS							
43	Kyler Murks	DB	6-1	185	So.	Killen, Ala. / Brooks HS							
44	Philip Ossai	DL	6-0	258	Sr.	Conroe, Texas / Houston Christian Univ.							
45	Tyrik Daniels	DL	5-11	228	R-So.	Demopolis, Ala. / Linden HS							
46	Phil McDuff	LB	6-0	221	R-So.	Tuscaloosa, Ala. / Tuscaloosa Academy							
47	Nathan Curry	LS	6-0	198	Fr.	Murfreesboro, Tenn. / Stewarts Creek HS							
48	Seth Hampton	LB	5-11	210	Fr.	Alabaster, Ala. / Thompson HS							
49	Kenan Jones	DB	6-2	178	Fr.	Killen, Ala. / Brooks HS							
50	Grant Wisdom	DL	5-11	278	R-Jr.	Muscle Shoals, Ala. / Austin Peay							

Coaching Staff

Head Coach – Brent Dearmon
 Defensive Coordinator – Brock Caraboa
 Offensive Coordinator/Tight Ends – Kevin Wewers
 Special Teams Coordinator/Nickels – Luke Roth
 Defensive Backs – De'Von Lockett
 Wide Receivers – Samie Parker
 Quarterbacks/Video Coordinator – Jake Bentley
 Linebackers – DeShaun Davis
 Running Backs/Director of Football Operations – Morgan Cruce
 Offensive Line – Richard Hutchings
 Defensive Line – Thomas Johnston
 Defensive Analyst – Kyle Persons
 Offensive Analyst – Wesley White
 Director of Player Development – Kerryon Johnson
 Assistant Director of Football Operations – Erin McFry
 Head of Football Video – Hayden Bryant
 Head Equipment Manager – Logan Ellis
 Student Assistant – Walt Tucker
 Student Assistant – Cooper Lovett
 Student Assistant – Kade Bryant
 Head Athletic Trainer – Josh Penny
 Sports Information Director – Mike Ezekiel

2023 North Alabama Notes

General Information

Location	Florence, Alabama
Founded	1830
Enrollment	10,500
Nickname	Lions
Colors	Purple & Gold
Home Stadium	Braly Municipal Stadium
Home Stadium Capacity	14,215
Affiliation	NCAA Division I (FCS)
Conference	United Athletic Conference (UAC)
President	Dr. Ken Kitts
Athletic Director	Dr. Josh Looney
University Website	www.UNA.edu
Athletics Website	www.RoarLions.com
Athletic Department Phone	(256) 765-4397
Ticket Office Phone	(256) 765-5467

About UNA Football

UNA's All-Time Record	482-300-16
Seasons of Football	75th season
Number of All-Time Head Coaches	11
Conference Championships	17
NCAA Playoff Appearances	21
NCAA National Championships	3

2023 Information

Lettermen Returning	57
Lettermen Lost	37
Offensive Lettermen Returning	32
Defensive Lettermen Returning	22
Special Teams Lettermen Returning	3
Newcomers	54

2022 In Review

Overall Record	1-10
Home	1-4
Away	0-6
Conference Finish (Atlantic Sun)	0-5

About the Head Coach

Head Coach	Brent Dearmon
Alma Mater, Year	Bethel, 2008
Overall Record	12-3 (2nd)
Record at UNA	2-2 (1st)
Best Time to Reach	Mornings (please contact SID)

Sports Information

Asst. AD, Communications / Primary Contact	Mike Ezekiel
Office Phone	(256) 765-5034
Cell Phone	(256) 349-1290
Email Address	dezeki@una.edu
Secondary Football Contact	Bryce Balch
Email	bbalch@una.edu
Sports Information Mailing Address	UNA Box 5038
.....	Florence, AL 35632-0001
Overnight Mail	University of North Alabama
.....	One Champions Way
.....	Self Field House 221
.....	Florence, AL 35632-0001

PRONUNCIATION GUIDE

#0	Kam'ron Green	Cameron	
#3	KJ Trujillo		Tru-HE-low
#5	Takairee Kenbrew	Teh-car-ee	KEN-ah-brew
#6	Galil Guillaume	Guh-lil	Gee-AUM (like Geese)
#7	Philjae Bien-Aime	Fill-Jay	Be-Enemy
#10	Amauri Floyd	Ah-MARR-ee	
#17	Jamarion Augustus	Juh-MARE-ee-un	
#20	A.J. Seay		SEE
#32	Michael Towner Jr.		TOWN-er
#37	Sam Contorno		CUN-torn-oh
#41	Tyler Ankowiak		An-COVE-ee-ak
#42	Thomas Dowis		DOW-us
#44	Philip Ossai		Oh-sigh
#54	Jyheam Ingram	Juh-heem	
#72	Witt Mitchum		MITCH-um
#75	Will Derico		DARE-ih-co (rhymes with Jericho)
#76	Fau Tai-'Vai	FOE	TIE-VIE
#77	Mickel Clay	MY-kell	
#79	Raykwon Goldthwaite	RAY-QUAN	GOLD-thwait
#80	Sawyer Hepinstall		HEP-in-stall
#84	Omareon Finch	Oh-MAR-e-on	

BRANDING REFERENCE CARD

FIRST REFERENCE: NORTH ALABAMA / UNIVERSITY OF NORTH ALABAMA

SUBSEQUENT REFERENCES: NORTH ALABAMA / UNA / LIONS

ABBREVIATION: UNA

VERBAL ABBREVIATION: U-N-A

CURRENT LOGOS:



We kindly request that only the logos above are used in all branding efforts. Please refrain from using any past logos or inverting the colors of these logos.

Week 0 North Alabama Depth Chart

North Alabama Football Two-Deep — Week 4 vs. UT Martin

UNA OFFENSE

QB	6	Noah Walters	So.	6-0	190
	2	TJ Smith	R-Jr.	6-2	200
RB	1	Demarcus Lacey	So.	6-0	181
	4	Parker Driggers	R-Jr.	6-0	198
TE	88	Kaleb Heatherly	So.	6-5	255
	19	Kenny Rawls	R-Jr.	6-3	228
X	5	Takairee Kenebrew	R-Sr.	6-2	190
	0	Dakota Warfield	Sr.	6-1	197
S	9	David Florence	Gr.	5-10	185
	18	KJ Fields	Fr.	6-0	186
Y	14	Kobe Warden	R-Jr.	5-9	155
	26	Winston Sweeting	Sr.	6-0	190
Z	23	Kaden Cooper	Fr.	6-0	180
	8	Justin Luke	R-So.	5-11	180
LT	72	Witt Mitchum	R-So.	6-6	295
	51	Ryan Walker	Fr.	6-3	260
LG	68	Stevie Young	Sr.	6-4	293
	67	Logan McInnish	R-So.	6-4	340
C	74	Gage Saint	Jr.	6-4	289
	57	Amir Graham	R-Fr.	5-11	275
RG	76	Fau Tai'Vai	Jr.	6-2	340
	65	Collin Wright	R-Fr.	6-3	308
RT	77	Mickel Clay	Jr.	6-5	278
	75	Will Derico	Sr.	6-4	312

UNA SPECIAL TEAMS (KICK / PUNT)

K	37	Sam Contorno	R-Jr.	5-9	177
	92	Nathan Ogletree	R-Fr.	6-2	170
P	35	Adam Watford	Fr.	5-11	175
	42	Thomas Dowis	R-So.	6-1	205
KOS	37	Sam Contorno	R-Jr.	5-9	177
	92	Nathan Ogletree	R-Fr.	6-2	170

UNA DEFENSE

DE	45	Tyrik Daniels	R-So.	5-11	228
	0	Kam'ron Green	Jr.	6-4	233
T	54	Jyheam Ingram	Fr.	6-1	280
	50	Grant Wisdom	R-Jr.	5-11	278
T	99	Kaleb Brown	So.	6-0	280
	58	Elijah Elmore	R-So.	6-0	300
DE	44	Philip Ossai	Sr.	6-0	258
	15	Makenly Newbill	R-Sr.	6-1	255
WILL	10	Amauri Floyd	Jr.	6-1	210
	4	Rush Lansdell	R-Jr.	6-3	215
MIKE	8	Shaun Myers	Jr.	6-1	208
	22	A.J. Phillips	Jr.	6-0	225
CB	3	K.J. Trujillo	R-Jr.	6-0	180
	21	Ashaad Williams	R-So.	6-2	178
SS	9	Gregory Reddick	R-Jr.	5-11	195
	5	Ryan Madison	So.	5-11	187
FS	1	Edwin White Schultz	R-So.	6-1	205
	29	Jaylen Powell	So.	5-11	190
NICK	7	Philjae Bien-Aime	R-Fr.	5-11	185
	24	Cameron Jamar	R-So.	5-8	178
CB	20	A.J. Seay	R-So.	6-0	185
	25	Keenan Hill	R-Fr.	5-11	173

UNA SPECIAL TEAMS (SNAP/ HOLD / RETURNS)

LS	47	Nathan Curry	Fr.	6-0	198
	53	Evan Godwin	R-Fr.	5-11	200
HOLD	42	Thomas Dowis	R-So.	6-1	205
	14	Kobe Warden	R-Jr.	5-9	155
KR	14	Kobe Warden	R-Jr.	5-9	155
	12	Jaquan Woods	R-So.	5-8	164
PR	14	Kobe Warden	R-Jr.	5-9	155
	12	Jaquan Woods	R-So.	5-8	164

2023 North Alabama Notes

COACHING STAFF

Head coach: **Brent Dearmon**
 Alma mater: Bethel (2008)
 Record at UNA: 2-2 (1st Season)
 Collegiate record: 12-3 (2nd Season)
 Best time to call: Mornings

OFFENSIVE COACHING STAFF:

Offensive Coordinator/Tight Ends: **Kevin Wewers** (Arkansas Tech, 2011)
 Quarterbacks: **Jake Bentley** (South Carolina, 2019)
 Receivers: **Samie Parker** (Oregon, 2005)
 Running Backs: **Morgan Cruce** (Lambuth, 2008)
 Offensive Line: **Richard Hutchings** (Langston, 2013)
 Offensive Analyst: **Wesley White**

DEFENSIVE COACHING STAFF:

Defensive Coordinator: **Brock Caraboa** (Marian, 2011)
 Linebackers: **DeShaun Davis** (Auburn, 2017)
 Defensive Line: **Thomas Johnston** (UAB, 2021)
 Defensive Backs: **De'Von Lockett** (Northwestern State, 2002)
 Special Teams Coordinator/Nickels: **Luke Roth** (Bethel, 2010)
 Defensive Analyst: **Kyle Persons**

STAFF

Director of Football Operations: **Morgan Cruce**
 Assistant Director of Football Operations: **Erin McFry**
 Director of Player Development: **Kerryon Johnson**
 Head Equipment: **Logan Ellis** (North Alabama, 2020)
 Head Strength Coach: **Steve Herring** (North Alabama, 1985)
 Head Athletic Trainer: **Josh Penny** (West Alabama, 1999)
 Head of Football Video: **Hayden Bryant** (North Alabama, 2022)

TEAM INFORMATION

RECORD LAST YEAR:	1-10
CONFERENCE RECORD/FINISH:	0-5 (ASUN)
OFFENSIVE LETTERMEN	46
RETURNING	32
LOST	14
DEFENSIVE LETTERMEN	43
RETURNING	22
LOST	21
SPECIAL TEAMS LETTERMEN	5
RETURNING	3
LOST	2
TOTAL LETTERMEN	94
RETURNING	57
LOST	37
OFFENSIVE STARTERS	
RETURNING	7
LOST	4
DEFENSIVE STARTERS	
RETURNING	4
LOST	7
SPECIALTY STARTERS	
RETURNING	2
LOST	1
TOTAL STARTERS	
RETURNING	13
LOST	12

2023 UNIVERSITY OF NORTH ALABAMA OPPONENTS (PRESEASON INFO)

Opponent	Record Last Year	Last Meeting	Result	UNA's Record vs. Opponent
Mercer	7-4	N/A		0-0
Chattanooga	7-4	2022	UTC won 41-14 in Chattanooga	0-3
*Tarleton State	6-5	2022	TSU won 43-28 in Florence	1-2
Tennessee Tech	4-7	2022	TTU won 35-27 in Florence	2-5-1
UT-Martin	7-4	1990	UNA won 49-0 in Florence	19-12-1
*Eastern Kentucky	7-4	2022	EKU won 56-53 at Richmond	0-1
*Abilene Christian	7-4	2011	UNA won 23-17 in Dallas	1-0
*Utah Tech	4-7	N/A		0-0
*Austin Peay	7-4	2022	APSU won 38-35 in Florence	13-6
*Central Arkansas	5-6	2022	UCA won 64-29 at Conway	15-6
Florida State	10-3	N/A		0-0

Notes

- * UNA's second season as a full-fledged member of the NCAA Division I and the FCS.
- * The Lions are eligible to compete for both the United Athletic Conference title and an NCAA Playoff berth.
- * UNA's first season of football in the United Athletic Conference.
- * UNA will be facing three of its 2023 opponents for the first time (Mercer, Utah Tech and Florida State), and will renew series with two others (UT-Martin and Abilene Christian). Six opponents on UNA's 2023 schedule (Chattanooga, Tarleton State, Tennessee Tech, Eastern Kentucky, Austin Peay and Central Arkansas) were also on the Lions' 2022 schedule.

Starters Returning/Lost

2023 NORTH ALABAMA FOOTBALL

Starters

Offense Returning 6

Will Derico	OL
Takairee Kenebrew	WR
Demarcus Lacey	WR
Fau Tai'Vai	OL
Noah Walters	QB
Stevie Young	OL

Offense Lost 5

Cortez Hall	WR
ShunDerrick Powell	RB
Corson Swan	TE
A.J. Vang	OL
Cam Watson	OL

Defense Returning 6

Kam'ron Green	DL
Gallil Guillaume	LB
Shaun Myers	LB
Phillip Ossai	DL
A.J. Phillips	LB
K.J. Trujillo	DB

Defense Lost 5

Terrell Bailey	DB
Jeffrey Battle	DB
Micah Bland	DL
Kyree Fields	DB
Zakobe Shoulders	DL

Specialty Returning 2

Sam Contorno	PK
Thomas Dowis	P

Specialty Lost 1

Brett Burton	LS
--------------	----



Sophomore Noah Walters entered the 2023 season with 151 career completions for 2,149 yards and 19 passing touchdowns. As a Freshman, Walters helped lead the Lions to their highest scoring average in the Division I era (28.6).

2023 Season Stats



2023-24 North Ala. Football Combined Team Statistics All games

Page 1/3
as of Sep 20, 2023

Team Results

	Date	Opponent		Score	Att.
	08/26/2023	vs Mercer	L	7-17	5566
	09/02/2023	Chattanooga	W	41-27	9361
*	09/09/2023	at Tarleton St.	L	31-52	20127
	09/16/2023	at Tennessee Tech	W	20-7	7676

Game Records

Record	Overall	Home	Away	Neutral
ALL GAMES	2-2	1-0	1-1	0-1
CONFERENCE	0-1	0-0	0-1	0-0
NON-CONFERENCE	2-1	1-0	1-0	0-1

Rushing

Player	gp	att	gain	loss	net	avg	td	lg	avg/g
Demarcus Lacey	4	63	358	9	349	5.5	2	41	87.3
Jalyn Daniels	3	16	223	0	223	13.9	3	81	74.3
Parker Driggers	3	32	117	8	109	3.4	0	20	36.3
Noah Walters	4	34	132	56	76	2.2	1	26	19.0
TJ Smith	3	10	42	5	37	3.7	1	15	12.3
Dennis Moody	4	3	7	1	6	2.0	0	6	1.5
Kobe Warden	4	4	15	12	3	0.8	0	15	0.8
Kaden Cooper	4	1	0	3	-3	-3.0	0	0	-0.8
Total	4	163	894	94	800	4.9	7	81	200.0
Opponents	4	167	721	93	628	3.8	4	29	157.0

Passing

Player	gp	effic	comp-att-int	pct	yds	td	lg	avg/g
Noah Walters	4	113.9	69-121-3	57.0	734	4	59	183.5
TJ Smith	3	107.5	3-10-0	30.0	53	1	26	17.7
Kobe Warden	4	0.0	0-1-0	0.0	0	0	0	0.0
Total	4	112.6	72-132-3	54.5	787	5	59	196.8
Opponents	4	128.0	63-120-5	52.5	922	7	64	230.5

Receiving

Player	gp	no.	yds	avg	td	lg	avg/g
David Florence	4	14	137	9.8	0	27	34.3
Takairee Kenebrew	3	12	229	19.1	3	59	76.3
Kobe Warden	4	12	84	7.0	0	17	21.0
Dakota Warfield	4	11	88	8.0	1	13	22.0
Demarcus Lacey	4	7	58	8.3	0	25	14.5
Parker Driggers	3	5	44	8.8	0	23	14.7
J.J. Evans	3	5	45	9.0	0	19	15.0
Kaden Cooper	4	2	27	13.5	0	19	6.8
Kenny Rawls	4	1	9	9.0	0	9	2.3
Jalyn Daniels	3	1	31	31.0	0	31	10.3
Noah Walters	4	1	26	26.0	1	26	6.5
KJ Fields	4	1	9	9.0	0	9	2.3
Total	4	72	787	10.9	5	59	196.8
Opponents	4	63	922	14.6	7	64	230.5

Team Statistics

	UNA	OPP
First Downs	80	86
Rushing	36	34
Passing	35	42
Penalty	9	10
Rushing Yardage	800	628
Rushing attempts	163	167
Average per rush	4.9	3.8
Average per game	200.0	157.0
TDs Rushing	7	4
Passing Yardage	787	922
Comp-Att-Int	72-132-3	63-120-5
Average per pass	6.0	7.7
Average per catch	10.9	14.6
Average per game	196.8	230.5
TDs Passing	5	7
Total offense	1587	1550
Average per play	5.4	5.4
Average per game	396.8	387.5
Kick returns: #-Yards	9-126	9-233
Punt returns: #-Yards	5-21	11-56
Int returns: #-Yards	5-60	3-135
Fumbles-Lost	8-6	9-5
Penalties-Yards	26-241	29-264
Punts-Avg	18-44.1	15-39.9
Time of possession / game	29:19	30:37
3rd-down conversion	22/64	19/58
4rd-down conversion	7/14	3/10
PAT-attempts	(12-13) 92%	(13-13) 100%
2-point conversion-attempts	(0-0) 0%	(0-0) 0%

Interceptions

Player	no.	yds	avg	td	lg
Philjae Bien-Aime	2	16	8.0	0	16
Rush Lansdell	1	0	0.0	0	0
Shaun Myers	1	0	0.0	0	0
AJ Seay	1	44	44.0	1	44
Total	5	60	12.0	1	44
Opponents	3	135	45.0	2	85

RETURNING STATISTICAL LEADERS (Stats from 2022)



PASSING	Comp-Att-Int	Yards	TD
Noah Walters	151-285-12	2,149	19
Ben Harris	1-3-0	6	1

RUSHING	Att	Yards	Avg	TD
Demarcus Lacey	34	215	6.3	1
Noah Walters	93	212	2.3	2
Parker Driggers	34	71	2.1	0
Ben Harris	3	31	10.3	0
Jalyn Daniels	6	23	3.8	0

RECEIVING	No.	Yards	Avg	TD
Takairee Kenebrew	29	649	22.4	8
Demarcus Lacey	23	381	16.7	7
Kaleb Heatherly	9	109	12.1	0
Dakota Warfield	6	92	15.3	1
Parker Driggers	11	52	4.7	0
Kobe Warden	3	31	10.3	0
Jaquan Woods	2	22	11.0	0

DEFENSE	UT	AT	TT	TFL-YDS	SACK-YDS	INT/YDS	PD	FR-FF
Gallil Guillaume	25	29	54	1-1	0.5-1	0-0	0	0-1
Shaun Myers	22	27	49	2-5	0-0	0-0	2	0-0
A.J. Phillips	24	22	46	2-9	1-6	0-0	1	0-1
Phillip Ossai	21	16	37	7.5-28	2-11	0-0	1	0-0
Jakob Cummings	19	15	34	2.5-10	1.5-8	0-0	0	0-0
Kam'ron Green	12	18	30	5.5-29	4-26	0-0	0	0-0
K.J. Trujillo	13	7	20	1-4	0-0	1-0	5	0-1
Barry Womack	5	10	15	0.5-1	0-0	1-0	1	0-0
Ashaad Williams	7	6	13	0-0	0-0	0-0	0	0-0
Tyler Antkowiak	7	4	11	0-0	0-0	0-0	0	0-0
Garrick Ponder	2	7	9	1-6	0.5-4	0-0	1	0-0
Allen Smith	7	1	8	1-10	1-10	0-0	1	0-1
E.J. Colbert	2	4	6	1.5-3	0-0	0-0	0	1-0
Javen Augustus	2	1	3	0.5-4	0.5-4	0-0	0	0-0
Jamarion Augustus	2	0	2	0-0	0-0	0-0	0	0-0
Ryan Madison	2	3	5	0-0	0-0	0-0	0	0-0

2023 North Alabama Notes



THE LIONS WILL COMPETE IN THE UNITED ATHLETIC CONFERENCE IN 2023

• The ASUN and WAC announced a new football alliance moving forward beginning in the 2023 season. Originally presented as the ASUN-WAC Challenge in 2021, the agreement allowed for seven institutions--three ASUN members and four WAC members--to build a new AQ (automatic qualification) opportunity into the 2021 NCAA FCS Playoffs. The UAC will have nine participating institutions and will add University of Texas Rio Grande Valley in the fall of 2025 when they officially add football.

United Athletic Conference Football Schools

Abilene Christian University	Abilene, Texas	Wildcats
Austin Peay State University	Clarksville, Tenn.	Governors
Eastern Kentucky University	Richmond, Ky.	Colonels
Southern Utah University	Cedar City, Utah	Thunderbirds
Stephen F. Austin University	Nacogdoches, Texas	Lumberjacks
Tarleton State University	Stephenville, Texas	Texans
University of Central Arkansas	Conway, Ark.	Bears
University of North Alabama	Florence, Ala.	Lions
Utah Tech University	St. George, Utah	Trailblazers
University of West Georgia*	Carrollton, Ga.	Wolves
University of Texas Rio Grande Valley**	Edinburg, Texas	Vaqueros

* Starting in 2024

** Starting in 2025

LIONS TO PLAY FIRST POWER 5 PROGRAM SINCE 1959

• In week 12 of the 2023 season the UNA football team will travel to Tallahassee to take on the Florida State Seminoles. This will be the first power five program that the Lions have had on the schedule since 1959 when the Lions fell 42-7 in Nashville to Vanderbilt.

LIONS FACING THREE SCHOOLS FOR THE FIRST TIME IN PROGRAM HISTORY

• North Alabama will be facing three opponents for the first time in school history in 2023. Mercer, Utah Tech and Florida State. The Lions will face Mercer in Montgomery, Ala. in the FCS Kickoff game to be broadcast on ESPN. UNA will meet United Athletic Conference member Utah Tech for the first time in the 2023 season in Florence on October 21. The Lions will also travel to Tallahassee to take on the Florida State Seminoles for the first time in program history, which will be the first power five opponent North Alabama has seen in over 60 years.

LIONS IN SECOND SEASON OF POSTSEASON ELIGIBILITY

• Following a four year transition period, the Lions became fully eligible for the NCAA postseason at the Division I level for all sports beginning in the 2022-23 academic year. The Lions are searching for their first Division I NCAA tournament appearance across all sports this season.

LIONS IN SEASON-OPENERS

• The Mercer game kicked off North Alabama's 75th season of collegiate football. The Lions are 42-29-4 all-time in their 75 season-opening games. UNA is 2-4 in season openers at the Division I level, defeating Southern Utah 34-30 on the road in 2018, downing Western Illinois 26-17 at home to open the 2019 season, losing 28-7 at Liberty in 2020, 49-28 at home to 17th ranked Southeastern Louisiana in 2021, 17-14 to Indiana State in 2022 and 17-7 to 20th ranked Mercer in 2023.

2023 North Alabama Notes - Previous Weeks

ONE SCORE GAMES LAST YEAR

* Since moving to Division I, UNA has had 20 of its 52 games decided by eight points or less. The Lions are 7-13 in those games, including an 0-5 record last year.

Lions One Score Games in 2022

Sept. 1	at Indiana State	L - 14-17 (OT)
Oct. 8	at Kennesaw State	L - 34-40 (2 OT)
Oct. 22	at Eastern Kentucky	L - 53-56
Nov. 5	vs. Austin Peay	L - 35-38
Nov. 12	vs. Tennessee Tech	L - 27-35

THATS A LOT OF PLAYS

* Last week at Tarleton State, UNA set a new school record for offensive plays with 109 total snaps. The previous record 96 plays was set in 2002 vs. Arkansas Tech and in 2010 at Glenville State.

BALANCED ATTACK

* As UNA tied its school record for offensive plays at 96 midway through the fourth quarter, the Lions had run 43 rushing plays and 43 passing plays. From there, 11 of the last 13 plays were passing.

HALF-A-THOUSAND YARDS

* North Alabama finished with 565 yards against Tarleton State on Saturday, marking the 61st time in school history that UNA's offense turned in over 500 yards in a game and just the 11th time on the road. Two of the 11 came at Tarleton State in 2013 and 2023.

THOUSANDS UPON THOUSANDS

* UNA and Tarleton combined for 1,042 yards last Saturday, marking the second straight game that the Lions and their opponent totaled over 1,000 yards combined. Furthermore, seven of UNA's last 10 games dating back to last season have seen over 950 combined yards, including five with over 1,000 yards.

- vs. Jacksonville State	961 combined yards
- at Eastern Kentucky	1,031 combined yards
- at Central Arkansas	1,125 combined yards
- vs. Austin Peay	1,007 combined yards
- vs. Tennessee Tech	959 combined yards
- vs. Chattanooga (2023)	1,005 combined yards
- at Tarleton State (2023)	1,042 combined yards

BUSY DAY UNDER CENTER

* North Alabama sophomore quarterback Noah Walters completed 36-of-63 passes for 342 yards on Saturday at Tarleton State, setting the new school record for pass attempts and falling one short of the school record for completions. Both records were set by Vinnie

Saylor against Central Arkansas in 2005, who went 37-for-58.

* The 342 yards set a new career high for Walters, last set against Tennessee Tech at 333 yards in 2022.

FOURTH QUARTER RALLY VS. MOCS

* The Lions took a 21-0 lead in the first 16 minutes vs. UTC thanks to three touchdowns from Noah Walters to Takairee Kenebrew.

* Chattanooga came back with 27 unanswered points, taking a 27-21 lead on the first play of the fourth quarter.

* UNA tied the game with 8:49 remaining on a short touchdown run by Jalyn Daniels, then took the lead with an acrobatic catch in the end zone by Dakota Warfield. Chattanooga stalled on 4th and short with just under 2:00 remaining, allowing Jalyn Daniels to seal the deal with an 81 yard deal-sealing touchdown.

BIG DAY FOR EDWIN WHITE SCHULTZ

* Redshirt sophomore safety Edwin White Schultz — a transfer from Kansas — recorded 14 tackles in his UNA debut, including nine solo tackles, a tackle for loss and a forced fumble. Last season at Kansas, he had just two tackles in three games.

FIRST EVER UAC PLAYER OF THE WEEK

* The United Athletic Conference (UAC) announced the first-ever players of the week in league history, naming North Alabama redshirt senior Takairee Kenebrew as the Offensive POTW.

* Kenebrew caught five passes for 172 yards and three touchdowns in Week 1 against Chattanooga.

* The sixth-year senior also received national recognition for his performance, including a Stats Perform FCS National Offensive Player of the Week honorable mention and a spot on the Pro Football Focus (PFF) Week 1 National Team of the Week.

Kenebrew was the only FCS player on the PFF team of the week, as the rest were Power 5 or FBS players.

EXPLOSIVE PLAYS VS. CHATTANOOGA

* Coach Brent Dearmon describes his offense as one built on explosive plays, rather than three yards and a cloud of dust. This was on display last week against Chattanooga as 13 plays went for 15 yards or longer.

* Four of the six touchdowns scored by UNA were explosive plays, including all three touchdown catches by Takairee Kenebrew that went for 25 yards, 59 yards and 21 yards.

* Jalyn Daniels had an 81 yard run for the final score of last week's win, ranking as the 12th longest run in school history and the third longest in the FCS era behind Parker Driggers (99 yards against Robert Morris in 2021) and Terence Humphrey (88 yards against Presbyterian in 2019).

MATCHING HIS OWN RECORD

* The three touchdowns by Takairee "TK" Kenebrew not only matched his single game personal record for TDs set three times prior, but also matches the UNA record by an individual since moving to the FCS level six seasons ago. He also ranks atop the nation in both total touchdowns and receiving touchdowns, while his 172 yards led the nation for the week.

MOVING UP THE CAREER RECORD BOOKS

* On a career note, Takairee Kenebrew sits fourth on the all-time touchdown reception list, joining former UNA Lion and 1955 NFL MVP Harlon Hill with 19 career TD receptions. One more would put Kenebrew in a tie for third with three-time national champion Michael Edwards at 20, who played from 1993-96.

* Prior to this season, Kenebrew was tied with former teammate Dexter Boykin for fifth on the career list at 16 touchdowns. Boykin played at UNA from 2018-2021.

* The record is currently held by Dre Hall with 25 touchdown catches from 2014-17.

* Behind Dre Hall in second is Jason Messing with 23 catches from 2004-2007.

A TOUGH ENDING TO A PROMISING SEASON

* In the Tarleton State game, sophomore running back Jalyn Daniels suffered a lower body injury that will likely sideline him the rest of the season. Daniels leads the team with 223 rushing yards on 16 attempts and three touchdowns.

* With 13.9 yards per carry, Daniels was perhaps on pace to set the new school record for season rushing average set at 8.0 by Kenyatta Jones in 1993.

TURNOVERS PRODUCED WEEKLY

* One week after Edwin White Schultz forced the first fumble of the season in the opener against Mercer, linebacker Shaun Myers intercepted a tipped pass for the first pick of the season against Chattanooga.

* In the third game of the season at Tarleton, Memphis transfer Rush Lansdell intercepted a pass in the first half.

* In addition to Lansdell's interception, UNA forced another key redzone turnover as KJ Trujillo recovered his own forced fumble at the three yard line near the end of the third quarter.

* The turnover party continued into Tennessee Tech as the Lions went from five to 10 on the year.

* UNA scored all 20 points off turnovers at Tennessee Tech.

2023 North Alabama Notes - Previous Weeks and Other Notes

SHORT DRIVES

* Last season, the Lions had 12 scoring drives that went at least four minutes long. In 12 scoring drives already this season, the Lions have yet to go beyond four minutes on a drive.

HOWEVER MANY IT TAKES

* In 12 scoring drives this season, UNA has used anywhere from 1-10 plays with the exception of a seven play drive.

GOING FOR IT OFTEN

* UNA leads the nation in fourth down attempts, going for it 14 times. The Lions have been successful seven of those 14 times. The second-most attempts this season is 11 by Monmouth.

MUSICAL PUNTER

* Freshman punter Adam Watford is averaging 44.8 yards per punt to rank eighth in all of FCS. On Friday before the season opener, Watford - a talented pianist - was spotted at the grand piano in the Renaissance Montgomery Hotel playing various classical hits for his teammates before dinner.

WEIRD WEATHER

* UNA's season opener at the FCS Kickoff in Montgomery, Ala. hit a snag in the third quarter, as the game was delayed for over an hour due to lightning detected in the area. The delay started with 11:59 remaining in the third quarter, as UNA was in the middle of a seven-play, 30-yard offensive drive that moved the ball from its own 18 to its own 48.

STARTING BACK WITH A FLASH

* After the 75 minute weather delay at the Cramton Bowl, UNA's Jalyn Daniels broke off a 30 yard run to put UNA near the red zone. The Lions went on to run 16 plays on the long drive, but it ended with a momentum-changing field goal block by Mercer.

LAST WEATHER DELAY

* Prior to Saturday at the Cramton Bowl, the last time UNA had an extended weather delay was on Sept. 22, 2018 against Azusa Pacific — UNA's first home football game in Division I history. The Lions won that game by a 37-35 final.

ANOTHER NOTABLE WEATHER DELAY

* Another notable weather delay came on Sept. 24, 1988 against Delta State in Cleveland, Miss. The game was stopped multiple times for tornado warnings, but ended in a 27-24 road win for the Lions and the first win under new head coach Bobby Wallace.

QUARTERBACK BATTLE SOLVED?

* Coach Dearmon used both Noah Walters and TJ Smith at the quarterback position against Mercer, calling the season opener "an extension of fall camp" of sorts. Noah Walters led the passing game by going 10-for-17 through the air for 65 yards. TJ Smith finished 2-for-7 for 27 yards. The duo combined for 46 rushing yards and a score. Since then, Walters has taken all but two snaps over the last two weeks against UTC and Tarleton.

CATCHING ALL OF HIS TARGETS

* Redshirt junior Kobe Warden — a local product from Brooks High School in Killen — led the receiving corps with six catches for 37 yards against Mercer, including 15 yards after catch. Warden caught all six of his targets with a long of 14 yards.

A CLEAN SHEET

* UNA won the turnover battle against both Mercer and UTC as the Lions did not commit any turnovers. Meanwhile, the Lions recovered a muffed punt and later forced a fumble while Mercer was inside the five yard line, while also coming up with a pair of turnovers against Chattanooga.

A TIMELY TURNOVER

* Edwin White Schultz forced the only fumble of the game against Mercer and did so at a perfect time. Mercer was three yards away from scoring until White Schultz forced the ball out and a host of Lions jumped on it to prevent the score. Redshirt junior Rush Lansdell was credited with the recovery.

A PERFECT MATCH

* The Lions and Bears had the exact same total of offensive yards in the first half of the FCS Kickoff. The Lions had a 54-53 yard advantage in passing, while the Bears had a 98-97 yard advantage in rushing for 151 total yards each way.

TOUGH ENDINGS

* The Lions had three consecutive drives that went at least eight plays and 42 yards against Mercer but resulted in two loss of downs and a blocked field goal. The latter of those drives ended in a 16-play, 74-yard drive near the goal line to start the third quarter.

FIRST TIME FOR EVERYTHING

* The Week 0 FCS Kickoff marked the first game in the history of the United Athletic Conference (UAC). The Lions also own rights to the first-ever touchdown scored in the league's history — a three-yard touchdown run by TJ Smith.

* This Saturday against Tarleton State, UNA will participate in the first-ever conference game between two UAC schools.

SECOND TIME WITH DUPLICATE NUMBERS

* This season marks just the third time in the 75-year history of the UNA football program that the Lions are wearing duplicate numbers. The only duplicate numbers being used by the Lions this season are 0-9.

UNA FOOTBALL BY THE NUMBERS

All-time Record	482-300-16	1949-2023
Record at Braly Stadium	276-126-8	1949-2023
Record since move to Division I	17-33	2018-2023
All-time vs. FCS Opponents	18-36	
All-time vs. FCS at Home	8-12	
All-time vs. FBS Opponents	2-5	

UNA HAS SEVEN NATIONAL TITLES

* North Alabama has won seven total NCAA Division II National Championships.

* UNA won men's basketball national titles in 1979 and 1991, football in 1993, 1994 and 1995, women's volleyball in 2003 and women's softball in 2016.

* UNA is one of just four schools in NCAA history on all levels to have won at least two National Championships in football and men's basketball. The others are Florida, Michigan State and Wisconsin-Whitewater. UNA was the first school to do it and is still the only Division II school to accomplish it.

1979	Men's Basketball	UNA 64, UW-Green Bay 50
1991	Men's Basketball	UNA 79, Bridgeport 72
1993	Football	UNA 41, Indiana, Pa. 34
1994	Football	UNA 16, TAMU-Kingsville 10
1995	Football	UNA 27, Pittsburg St. 7
2003	Volleyball	UNA 3, Concordia-St. Paul 0
2016	Softball	UNA 4, Humboldt State 1

2023 North Alabama Notes - Previous Weeks and Other Notes

WALTERS TAKES QUARTERBACK ROLE AS ROOKIE

- * Sophomore quarterback Noah Walters of Lincoln, Neb. got a win in his first collegiate start on Sept. 10, 2022 at home against Virginia-Wise. It was just his second collegiate game overall.
- * The 2021 state of Nebraska Gatorade Player of the Year, Walters rallied the Lions in the fourth quarter to tie the game at Indiana State and force overtime in UNA's season opener.
- * Against UVA-Wise, he was 7-for-21 for 96 yards and a touchdown and rushed for 33 yards on seven carries.
- * The last true freshman to start at quarterback for the Lions was Luke Wingo on Oct. 18, 2012 in a road game at West Georgia.
- * Walters has already thrown one of the longest touchdown passes in school history with a 78-yarder to Demarcus Lacey against Tarleton State. It was the longest pass and touchdown pass of UNA's FCS era - surpassing a 76-yarder from Rett Files to Takairee Kenebrew in 2021 against Charleston Southern.
- * At Kennesaw State, he threw three touchdown passes to Takairee Kenebrew from 62, 60 and 31 yards.
- * He had back-to-back 300+ yard passing games against Kennesaw State and Jacksonville State.
- * He followed with 215 yards and three touchdown passes at Eastern Kentucky, and also ran for a TD.
- * He threw for 333 yards and two touchdowns against Tennessee Tech.

Longest Passes of UNA's FCS Era

78	Walters-Lacey vs. Tarleton State	2022
76	Files-Kenebrew vs. Charleston Southern	2021

WALTERS ON 2022 JERRY RICE AWARD WATCH LIST

- * UNA quarterback Noah Walters was among 25 players nationally on the Watch List for the 2022 Jerry Rice Award as the FCS Freshman of the Year.

WALTERS HAS LED FOUR 4TH QUARTER RALLIES

- * Although he only played in 11 collegiate football games as a rookie, UNA quarterback Noah Walters led four game-tying or lead changing drives in the final four minutes of three different games.
- * He rallied the Lions in the fourth quarter to tie the game at Indiana State and force overtime in UNA's season opener, hitting Corson Swan with a 10-yard touchdown pass with 48 seconds left in regulation
- * At Kennesaw State, he led a six-play, 60-yard drive to setup a Sam Contorno field goal to take a 20-17 lead with 11:38 left in the game. He then led a four-play, 71-yard drive that culminated with a 60-yard TD pass to Takairee Kenebrew with 3:43 left in the game to give UNA a 27-20 lead.
- * At Eastern Kentucky, Walters led a five-play, 79-yard drive and hit Kenebrew with a 20-yard TD pass to give UNA a 53-49 lead with just 1:13 left in the game.
- * That experience paid off in 2023 as a sophomore, as Walters connected with Dakota Warfield with 6:17 to go to take the lead and ultimately defeat Chattanooga by a score of 41-27.

WALTERS TOP FRESHMAN PASSER AT UNA

- * Walters has already surpassed the passing marks set by previous Lions who earned a starting spot as a freshman.
- * The last freshman to start at quarterback at UNA was Luke Wingo in 2012. He started the last three games of the 2012 season.

Recent Freshman Starting Quarterbacks at UNA

1985	Tim Garner	55-128, 629 yards, 2 TDs
1992	Cody Gross	12-27, 226 yards, 1 TD
2001	Jake Warren	74-155, 917 yards, 5 TDs
2012	Luke Wingo	61-110, 845 yards, 3 TDs
2022	Noah Walters	145-266-10, 2,125 yards, 19 YDs

WALTERS IN TOP TEN FOR TD PASSES IN SEASON

- * Noah Walters is tenth on the UNA list for touchdown passes in a season, and he is the only freshman to make the list. He is now in his sophomore season in 2023.

UNA Most TD Passes in a Season

31	Harrison Beck	2009
30	Will Hall	2003
28	Vinnie Saylor	2005
27	A.J. Milwee	2008
25	Luke Wingo	2015
24	Lee Chapple	2011
24	A.J. Milwee	2007
21	Lee Chapple	2010
21	Jacob Tucker	2016
19	Noah Walters	2022

CONTORNO MOST ACCURATE IN THE ASUN

- * UNA returning kicker Sam Contorno of Tuscaloosa, Ala., only missed one kick this entire 2022 season. He went 38 of 38 on extra point attempts and 6-for-7 on field goal attempts.

LACEY SHOWS BIG PLAY POTENTIAL

- * Sophomore running back / receiver Demarcus Lacey showed big play potential last season. Lacey broke a 43-yard run on a handoff against Virginia-Wise, then outraced the Tarleton State secondary on a 78-yard touchdown reception against the Texans. It is the longest pass play of UNA's FCS era.
- * Lacey averaged 17.3 yards per pass reception and 6.3 yards per carry.

LIONS CELEBRATE DIAMOND ANNIVERSARY

- * North Alabama is in its 75th season of football, following the reviving of the sport at the school in 1949. UNA has an overall record of 481-300-16.
- * The school's .615 winning percentage during its years in Division II ranked 12th best in the Division's history.

UNA LOOKS TO TURN IT AROUND

- * In 2022, the Lions suffered just the fourth losing season for a North Alabama football squad since 2002, with all four coming during the Division I era.
- * The 2019 season broke a streak of 16 straight seasons with a .500 record or better.
- * Since 2003, UNA has had 12 seasons with nine or more wins and just three years with a .500 record.
- * The last losing season at UNA, prior to the Division I transition era, was a 4-7 record in 2002 in Mark Hudspeth's first season at the school.

LOSING STREAKS ENTERING 2023

- * Despite a number of close games last season, the Lions entered 2023 on the third-longest losing streak in all of FCS. This streak ended this past Saturday as UNA defeated Chattanooga.

Longest Active Streaks Entering 2023 FCS Season

Wins

- 14 – South Dakota State
- 10 – St. Thomas
- 9 – Florida A&M
- 5 – North Carolina Central
- 4 – LIU, Towson, Yale

Losses

- 13 – Western Illinois
- 11 – Robert Morris
- 9 – North Alabama, Presbyterian, VMI
- 7 – Houston Christian

2023 North Alabama Notes - Notes from Last Season

TWO OVERTIME GAMES IN 2022

* Having played two overtime games last season, the Lions have tied the 2005 and 2013 UNA teams as the only ones to play two games that required extra periods.

MOST POINTS EVER SCORED IN A LION LOSS

* The 53 points that the Lions scored in a 56-53 loss at Eastern Kentucky in 2022 represent the most points ever scored by a UNA football team in a loss. The previous most was 38 at Monmouth in a 49-38 loss in 2019.

EKU GAME SET RECORD FOR MOST POINTS

* The Lions 56-53 loss at Eastern Kentucky set a school record for most combined points in a UNA game with 109. The previous mark was 90 in a 1997 win at Louisiana (48-42), a 2005 win against West Alabama (76-14) and a 2015 win over North Carolina-Pembroke (62-28).

POWELL SET UNA DI ERA RECORD

* Former UNA running back ShunDerrick Powell set the early UNA Division I era for rushing yards in a season with 1,578, passing the mark of 690 yards by Damon Cox in 2018.

UNA's Top FCS Era Rushers in a Season

1,578	ShunDerrick Powell	201 att.	2022
690	Damon Cox	119 att.	2018

POWELL SET UNA REGULAR SEASON RECORD

* Former UNA running back ShunDerrick Powell also set the all-time UNA record for most rushing yards in a regular season in school history with 1,578 yards. He passed the mark of 1,155 yards by Tyrone Rush in 1993.

UNA's Top Rushers in a Regular Season

1,578	ShunDerrick Powell	2022
1,155	Tyrone Rush	1993

PARKER DRIGGERS MADE RECORD-BREAKING RUN

* UNA junior (then redshirt freshman) Parker Driggers of Brantley, Ala., made a record-breaking run in the second quarter of the Lions 42-31 win over Robert Morris on October 16, 2021 at Braly Stadium. With the Lions backed up to their own one-yard line, Driggers took a handoff, bounced to right side and went 99 yards to the end zone.

* With 99 yards as the maximum distance for any running or pass play in collegiate football, Driggers run obviously would equal any previous record, but no one in school or conference play had ever run that far.

* The previous UNA record was 97 yards by Brian Satterfield against Fort Valley State in the 1993 season opener at Braly Stadium.

* The previous Big South Conference record was 96 yards by Nari Gaither of Gardner-Webb last spring.

* Driggers run did not set or tie an FCS record, however. David Worlock, Director of Media and Statistics at the NCAA, provided the following policy information: A reclassifying school cannot be considered for statistical records (game, season or career) in a division until it is a full-fledged member of that division. Although reclassifying schools do not qualify for statistical records in their old or new divisions, they can qualify for "Collegiate Records" since they still are active NCAA members. Individuals or schools that qualify in this situation will be indicated as reclassifying in the records. For individual career records, only the years in which a school is a full-fledged member of a division will count toward career records of that division. So . . . Driggers did tie an NCAA Collegiate Record as well.

PARKER DRIGGERS EARNED PLAYER OF THE WEEK

* Parker Driggers earned Big South Conference Offensive Player of the Week honors for his performance against Robert Morris on October 16, 2021. Driggers had 255 all-purpose yards 145 yards rushing, 14 receiving and 96 on kickoff returns. He also scored three touchdowns and set UNA and Big South Conference records and tied the NCAA Collegiate Record for the longest run from scrimmage ever at 99 yards.

DRIGGERS SETS SCHOOL FCS MARKS IN 2021

* UNA's Parker Driggers of Brantley, Ala., recorded 255 all-purpose yards in the Lions 42-31 win over Robert Morris on October 16, 2021, marking the most all-purpose yardage by any Lion in the school's FCS era. Driggers had 145 yards rushing, 14 receiving and 96 on kickoff returns.

* Driggers also scored three touchdowns against Robert Morris, which are the most total TDs and rushing TDs by a Lion on the FCS level.

AMAURI FLOYD CONNECTION

* Incoming junior linebacker Amauri Floyd - a transfer from Robert Morris - was on the starting defense for Robert Morris when Parker Driggers went for 99 yards in the UNA / RMU game in 2021. Now, Morris joins the Purple Swarm defense as a starting linebacker and finished his UNA debut with six tackles and had 10 in his home debut against Chattanooga.

KENEBREW ON UNA CAREER TD LIST

* With seven touchdown receptions this past season, Takairee Kenebrew moved into fifth place on UNA's career touchdowns receiving list with 16. He jumped to fourth after three touchdowns against Chattanooga in the 2023 home opener.

UNA Career Receiving Touchdowns

25	Dre Hall	2014-17
23	Jason Messing	2004-07
20	Michael Edwards	1993-96
19	Harlon Hill	1950-53
19	Takairee Kenebrew	2018-22
16	Dexter Boykin	2018-21
14	Troy Nelson	1988-91
14	Melvin Brown	1979-82
14	Roger Ralph	1973-75
14	Ed Gant	2007-08

UNA Receiving Touchdowns in a Season

10	Ed Gant	2008
10	Dre Hall	2015
9	Jason Messing	2005
9	Dre Hall	2016
8	Takairee Kenebrew	2022
8	Mico McSwain	2009
8	Anthony Merritt	2005
8	Michael Edwards	1994
8	Jason Messing	2006
8	Tristan Purifoy	2011
8	Takairee Kenebrew	2021
7	Demarcus Lacey	2022
7	Ches Dye	2003
7	David Mooneyham	2003
7	Harlon Hill	1952
7	Roger Ralph	1974
7	Melvin Brown	1981
7	T.J. Porter	2009

KENEBREW EARNED NATIONAL ATTENTION IN 2021

* With a spectacular touchdown reception against Charleston Southern, UNA redshirt sophomore receiver Takairee Kenebrew gained national attention as the **ESPN SportsCenter Top 10 Play of the Day** for October 23, 2021.

2023 Preseason Position Spotlight — Quarterback

Courtesy of RoarLions.com

FLORENCE, Ala. (August 17, 2023) – After spending Wednesday away from the field, the University of North Alabama football team returned to the Bill Jones Athletic Complex for a Thursday afternoon practice.

Today's UNA Football Notebook spotlight shines on the quarterback position.

UNA has eight quarterbacks listed on this year's roster, including five players entering a freshman or redshirt freshman season. On the flip side, the Lions have three upperclassmen including returners Ben Harris and Noah Walters, as well as redshirt junior transfer TJ Smith.

Walters played in all 11 games last season, completing 151 of 285 passes for 2,149 yards and 19 touchdowns as a freshman. Harris, a transfer from the University of Oklahoma, appeared in three games for the Lions in 2022.

Prior to UNA and FAU, Smith spent his freshman season at Upper Iowa where he completed 12-of-34 passes for 266 yards and one touchdown over two games. He is a former Riddell Florida Player of the Year out of McArthur High School.

Three quarterbacks on the roster come from within the state, including returning redshirt freshman Brayson Edwards out of Sylacauga. He is joined by true freshmen Carson Creehan from Madison Academy and Cade Golden out of Thompson High School.

Colton Shaffer, a Summertown, Tenn. native, enters his first season at UNA after spending the 2022 season at Middle Tennessee State. Another quarterback on the roster, true freshman Isaiah Tate, also comes from the Tri-Star State after a stellar career at Germantown High School near Memphis.

This group will be coached by former SEC quarterback Jake Bentley, who threw for over 10,000 yards and 78 touchdowns in his collegiate career with stops at South Carolina, Utah and South Alabama. Bentley completed the 2022 season at Florida Atlantic as an offensive graduate assistant with Coach Brent Dearmon.



QB - #7 Ben Harris

Redshirt Sophomore — 6-1 — 203

Midwest City, OK

Previous School: University of Oklahoma



QB - #2 TJ Smith

Redshirt Junior — 6-2 — 200

Fort Lauderdale, FL

Previous School: Florida Atlantic University



QB - #6 Noah Walters

Sophomore — 6-0 — 190

Lincoln, NE

Previous School: Lincoln East High School

2023 Preseason Position Spotlight — Running Back

Courtesy of RoarLions.com

FLORENCE, Ala. (August 9, 2023) - The University of North Alabama football team returned to the field Wednesday for the 11th day of fall camp. Today's edition of the UNA football notebook highlights the running back position.

The running back room currently has seven players, one of which is sophomore Demarcus Lacey who is transitioning over from the wide receiver position. Lacey had 34 rushing attempts for 215 yards and a touchdown, while catching 19 passes for 316 yards and seven scores.

Including Lacey, five of the seven running backs on the roster are returners from last season. The most experienced of that group is redshirt junior Parker Driggers, who was a second team All-Big South selection in 2021. Driggers has 138 career carries for 622 yards and 11 touchdowns.

Two freshmen were added to the mix this season with Huntsville native Nic Strong and Frisco, Texas product Dennis Moody.

This group is coached by Morgan Cruce, who spent the 2022 season as the head coach at Brighton (Tenn.) High School. Cruce also has four years of collegiate coaching experience, as he served as an assistant coach and offensive coordinator at Bethel University.

"Our guys in my room have been able to adjust to the style of play that we have — being able to adjust to the system, the philosophy," said Cruce. "That's been real incredible to me. We've gotten some guys that have opened up personality-wise and have taken on some leadership roles. From the top to the bottom in my room, we have a solid and cohesive unit."



RB - #1 Demarcus Lacey

Sophomore — 6-0 — 181

Birmingham, AL

Previous School: Pleasant Grove High School



RB - #4 Parker Driggers

Redshirt Junior — 6-0 — 198

Brantley, AL

Previous School: Brantley High School



RB - #11 Jalyn Daniels

Sophomore — 5-9 — 168

Tallassee, AL

Previous School: Tallassee High School

2023 Preseason Position Spotlight — Wide Receivers

Courtesy of RoarLions.com

FLORENCE, Ala. (August 7, 2023) - The University of North Alabama football team completed practice on Monday morning, just before inclement weather hit the Shoals area. This week's UNA football notebook spotlights the wide receivers.

The Lions currently have 18 wide receivers listed on the roster, including eight players that saw action in 2022 and a pair of Phil Steele All-ASUN selections in redshirt senior Takairee Kenebrew and sophomore Demarcus Lacey, who combined for 15 of the team's 20 receiving touchdowns last season.

This group is coached by first year UNA assistant coach Samie Parker, who was a standout receiver and track athlete at Oregon from 2000-03 and later spent four seasons with the Kansas City Chiefs after being selected in the fourth round of the 2004 NFL Draft.

"I think we have a good variety of guys — young and old — that will be able to help us out this year," said Parker. "I'm looking forward to seeing the progress we'll have moving forward. Consistency is probably going to be our biggest thing — being consistent in catching the ball and eliminating the mental errors. But overall, we have a lot of playmaking ability on our side."



WR - #5 Takairee Kenebrew

Redshirt Senior — 6-2 — 190

Childersburg, AL

Previous School: Childersburg High School



WR - #14 Kobe Warden

Redshirt Junior — 5-9 — 155

Killen, AL

Previous School: Brooks High School



WR - #0 Dakota Warfield

Senior — 6-1 — 197

Alpharetta, GA

Previous School: Mt. San Antonio College

2023 Preseason Position Spotlight — Tight Ends & H-Backs

Courtesy of RoarLions.com

FLORENCE, Ala. (August 18, 2023) – The University of North Alabama football team wrapped up the first week of classes with a practice on Friday afternoon at the Bill Jones Athletic Complex, marking eight days away from the FCS Kickoff against Mercer on Saturday, August 26 in Montgomery, Ala.

Today's UNA Football Notebook spotlight shines on the tight ends and h-backs.

There are six players in this grouping, led by returning lettermen Jakob Cummings and Kaleb Heatherly. Cummings, a redshirt senior from Auburn, Ala. In his fifth season at UNA, moved over from linebacker to h-back this fall and will play offense this season. Heatherly played in all 11 games last season, catching 27 passes for 104 yards to average 13.0 yards per catch with a long of 31 yards.

Meanwhile, redshirt junior Kenny Rawls enters his fifth season at UNA with two years of playing experience, while Arkansas transfer Erin Outley joined the Lions this past spring. True freshmen Amarie Rogers and Nathan Brockway were both added to the mix, as Rogers also comes from the state of Arkansas. Brockway is a former standout at nearby Russellville High School.

This group is led by offensive coordinator and tight ends coach Kevin Wewers, who spent the 2022 season working with Coach Brent Dearmon as an offensive analyst. Wewers also work on staffs with Dearmon at Bethel and Kansas.

"This is a great group of men — a lot of characters in there," said Wewers of the tight ends and h-back group. "They love to cut up and have a good time, but when it's time to put the pads on, they are physical and epitomize everything that we're about as an offense."



TE - #30 Jakob Cummings

Redshirt Senior — 6-0 — 218

Auburn, AL

Previous School: Auburn High School



TE - #88 Kaleb Heatherly

Sophomore — 6-5 — 255

Cullman, AL

Previous School: Cullman High School



TE - #19 Kenny Rawls

Redshirt Junior — 6-3 — 228

Franklin, TN

Previous School: Battle Ground Academy

2023 Preseason Position Spotlight — Offensive Line

Courtesy of RoarLions.com

FLORENCE, Ala. (August 15, 2023) – One day before classes begin, the University of North Alabama football team took the practice field on a partly cloudy Tuesday afternoon at the Bill Jones Athletic Complex.

Today's featured position group is the all-important offensive line, which includes 18 players.

The o-line includes six newcomers and 12 returning players — seven of which lettered in 2022. Two of the seven garnered at least one all-conference postseason award, including junior Fau Tai'Vai and senior Stevie Young.

Of the group, 11 comes from within the state of Alabama. For one of those offensive linemen, senior Will Derico, the FCS Kickoff season opener against Mercer will be a homecoming as Derico prepped at Lee High School in Montgomery, Ala.

This position group is coached by Coach Richard Hutchings, who joined the staff in the spring of 2023 from Hendrix College (Ark.) where he spent two seasons. Prior to that, Hutchings worked under Coach Brent Dearmon at Bethel (Tenn.) as the offensive line coach and run game coordinator.

"This is a great group of young men — not just on the field, but off the field, as well," said Hutchings. "These are the same guys that will be nasty on the field, but also the same guys that will help you put your groceries in the car when you're at the grocery store. That's the type of young men they are, and that's what I'm proud of them for."



OL - #76 Fau Tai'Vai

Junior — 6-2 — 340

Melbourne, Australia

Previous School: New Mexico Military Institute



OL - #68 Stevie Young

Senior — 6-4 — 293

Ft. Smith, AR

Previous School: Hutchinson Community College



OL - #72 Witt Mitchum

Redshirt Sophomore — 6-6 — 295

McKenzie, TN

Previous School: Kansas State University

2023 Preseason Position Spotlight — Defensive Line

Courtesy of RoarLions.com

FLORENCE, Ala. (August 12, 2023) – ‘The Purple Swarm’ currently lists 18 players on the defensive front, including nine returners from last season. Among the returners are two statistical leaders for the Lions last season, one of which is junior Kam’ron Green who led UNA with four sacks and ranked second with 5.5 tackles for loss. Green transferred to UNA last season from UCF.

Additionally, the Lions bring back senior Philip Ossai, who led the team with 7.5 TFLs while adding a pair of sacks. Ossai, who wore No. 48 last season in honor of his family ties to the NFL, will make the jersey swap to No. 44 to honor 1995 Harlon Hill winner Ronald McKinnon.

“I’ve been getting a lot of love from the community,” said Ossai. “I’m excited to take on this mantle for the team. I want to honor the legacy of my family but also honor the legacy of Ronald McKinnon. I talked to him briefly and he’s a great guy who did everything the right way to get to where he is right now. I feel that I’m trending in the right direction.”

Perhaps the most experienced player in the room is redshirt junior Tyler Antkowiak, a Trussville, Ala. native who has played in each of the last 24 games for UNA over three seasons.

The group is coached by Thomas Johnston, who joined the staff last December after coaching at Alabaster (Ala.) High School. Johnston lettered three seasons at UAB as a linebacker, earning freshman all-conference honors in 2017 and winning a Conference USA championship the following season.



DL - #44 Philip Ossai

Senior — 6-0 — 258

Conroe, TX

Previous School: Houston Christian University



DL - #0 Kam’ron Green

Junior — 6-4 — 233

Bradenton, FL

Previous School: UCF / Butler Community College



DL - #15 Makenly Newbill

Fifth Year — 6-1 — 255

Rincon, GA

Previous School: Savannah State University

2023 Preseason Position Spotlight — Linebackers

Courtesy of RoarLions.com

The University of North Alabama football team wrapped up another fall practice on a weather-friendly Tuesday morning. Today's edition of the UNA football notebook focuses on the linebackers.

The linebacker group currently has 15 players, including returners Gallil Guillaume and Shaun Myers who combined for 103 tackles last season.

Additionally, the Lions welcome eight newcomers to the group. One of the eight that has emerged is junior transfer Amauri Floyd by way of Robert Morris University.

Coaching the linebackers this season is DeShaun Davis, a former All-SEC linebacker at Auburn University and sixth-round pick in the NFL Draft. Davis came to UNA last December from UCF where he was a graduate assistant.

"Practice has been going well," said Davis. "I'm really proud of the guys. We come out here every day and lay a solid foundation. We just want to get one day better — we don't want to waste any opportunity on the turf. I'm really pleased with the direction we are headed going into the first game."



LB - #4 Rush Lansdell

Redshirt Junior — 6-3 — 215

Columbia, TN

Previous School: University of Memphis



LB - #8 Shaun Myers

Junior — 6-1 — 208

Dayton, OH

Previous School: Hocking Technical College



LB - #10 Amauri Floyd

Junior — 6-1 — 210

Miami, FL

Previous School: Robert Morris University

2023 Preseason Position Spotlight — Secondary

Courtesy of RoarLions.com

FLORENCE, Ala. (August 5, 2023) – The UNA football team took the field for another fall practice on Saturday. For the next several practices, the UNA football notebook will spotlight each position group — beginning today with the defensive backs.

The Lions have 17 players currently listed on the roster at defensive back, including redshirt junior K.J. Trujillo who led the defense with five pass break-ups last season. Trujillo transferred to UNA from Colorado and hails from Los Angeles, California.

This list includes six returning lettermen and a number of exciting transfers and freshmen.

Another player coming to UNA from the Power Five level in the secondary is Edwin White Schultz, a Mobile native who spent last season at Kansas.

Philjae Bien-Aime, a redshirt freshman, will also look to compete as a transfer from UCF.

“We’re a very young group,” said UNA defensive backs coach De’Von Lockett. “Every day, we consistently get a percentage better, and that’s a good sign.”

Despite being a young group, the Lions had a recent graduate from this position group, Barry Womack. Womack will play as a graduate student this season after missing the first Saturday of fall camp to walk the stage in August.



CB - #3 KJ Trujillo

Redshirt Junior — 6-0 — 180

Los Angeles, CA

Previous School: Wake Forest / Colorado



CB - #9 Gregory Reddick

Redshirt Junior — 5-11 — 195

Miami, FL

Previous School: Saint Francis University



SS - #1 Edwin White Schultz

Redshirt Sophomore — 6-1 — 205

Mobile, AL

Previous School: University of Kansas

UNA Scoring Drives in 2022 & 2023

2023 Scoring Drives

Game	Plays	Yds	TOP	Result	Quarter	Play
MER	6	51	3:18	TD	1st	TJ Smith 3-yard run
UTC	8	88	3:02	TD	1	Walters-Kenebrew 25 yard pass
UTC	1	59	0:08	TD	1	Walters-Kenebrew 59 yard pass
UTC	9	80	2:26	TD	2	Walters-Kenebrew 21 yard pass
UTC	3	64	1:01	TD	4	Daniels 10 yard run
UTC	5	53	1:57	TD	4	Walters-Warfield 10 yard pass
UTC	2	90	0:50	TD	4	Daniels 81 yard run
TAR	10	49	3:53	TD	1	Daniels 1 yard run
TAR	4	35	0:54	TD	1	Lacey 2 yard run
TAR	9	67	3:52	TD	2	Lacey 9 yard run
TAR	6	46	2:46	TD	2	Walters 5 yard run
TAR	10	53	3:21	FG	3	Contorno 39 yard field goal
TTU	4	4	1:19	FG	1	Contorno 42 yard field goal
TTU	0	0	0:00	TD	1	Seay 44 yard interception *****
TTU	4	33	1:44	TD	2	Smith-Walters 26 yard pass
TTU	9	29	4:10	FG	3	Contorno 32 yard field goal

2022 Scoring Drives

Game	Plays	Yds	TOP	Result	Quarter	Play
ISU	3	21	1:06	TD	2nd	Powell 12-yard run
ISU	6	53	2:18	TD	4th	Walters-Swan 10-yard pass
UVAW	1	75	0:13	TD	2nd	Powell 75-yard run
UVAW	6	55	1:53	TD	2nd	Powell 7-yard run
UVAW	8	65	2:16	TD	2nd	Walters-Little 9-yard pass
UVAW	2	35	0:43	TD	3rd	Powell 31-yard run
UVAW	2	44	0:19	TD	3rd	Lacey 1-yard run
UVAW	3	59	1:03	TD	4th	Powell 41-yard run
UVAW	9	66	6:24	TD	4th	Finney 3-yard run
UTC	5	75	2:28	TD	2nd	Walters-Little 10-yard pass
UTC	4	80	2:02	TD	2nd	Walters-Kenebrew 42-yard pass
TAR	1	75	0:11	TD	1st	Powell 75-yard run
TAR	10	75	4:41	TD	1st	Powell 3-yard run
TAR	2	67	0:26	TD	2nd	Powell 55-yard run
TAR	1	78	0:09	TD	4th	Walters-Lacey 78-yard pass
KSU	14	66	6:20	FG	1st	Contorno 26-yard field goal
KSU	9	60	3:34	FG	2nd	Contorno 38-yard field goal
KSU	3	75	1:03	TD	3rd	Walters-Kenebrew 62-yard pass
KSU	6	60	2:41	TD	4th	Powell 2-yard run
KSU	4	71	1:56	TD	4th	Walters-Kenebrew 60-yard pass
KSU	3	25	-----	TD	OT	Walters-Kenebrew 31-yard pass
JSU	14	75	6:49	TD	2nd	Walters-Swan 9-yard pass
JSU	6	75	1:24	TD	2nd	Walters-Kenebrew 12-yard pass
JSU	2	75	1:15	TD	3rd	Powell 52-yard run
JSU	6	87	3:29	TD	3rd	Walters-Lacey 5-yard pass
JSU	4	8	1:23	FG	4th	Contorno 32-yard field goal
EKU	7	75	2:59	TD	1st	Walters 18-yard run
EKU	12	75	5:45	TD	1st	Walters-Lacey 10-yard pass
EKU	10	75	4:16	TD	2nd	Powell 9-yard run
EKU	8	64	4:32	TD	2nd	Powell 8-yard run
EKU	7	70	3:55	TD	3rd	Powell 39-yard run
EKU	7	30	3:04	FG	4th	Contorno 43-yard field goal
EKU	8	55	3:36	TD	4th	Walters-Lacey 20-yard pass
EKU	5	79	1:41	TD	4th	Walters-Kenebrew 20-yard pass
UCA	8	75	3:04	TD	2nd	Walters-Lacey 22-yard pass
UCA	10	75	4:23	TD	3	Powell 1-yard run
UCA	2	69	0:44	TD	4	Powell 64-yard run
UCA	7	57	1:41	TD	4	Walters-Warfield 6-yard pass
APSU	8	75	4:10	TD	1	Powell 41-yard run
APSU	4	53	1:46	TD	1	Walters-Kenebrew 33-yard pass
APSU	7	69	2:56	TD	3	Powell 32-yard run
APSU	9	80	3:49	TD	4	Walters 23-yard run
APSU	8	70	2:14	TD	4	Walters-Lacey 32-yard pass
TTU	17	51	6:39	FG	2	Contorno 41-yard field goal
TTU	10	76	4:39	TD	2	Powell 8-yard run
TTU	3	70	0:55	TD	2	Walters-Lacey 31-yard pass
TTU	7	86	3:14	TD	3	Walters-Kenebrew 39-yard pass
TTU	18	62	8:09	FG	4	Contorno 27-yard field goal

Plays in a Scoring Drive:

Plays	2022	2023
1	3	1
2	5	1
3	6	1
4	4	3
5	2	1
6	4	2
7	9	
8	6	1
9	3	3
10	4	2
11		
12	1	
13		
14	2	
15		
16		
17	1	
18	1	

Most Plays in a Scoring Drive (Last Two Seasons):

18 plays vs. Tenn. Tech (2022)

Yards in a Scoring Drive:

Yards	2022	2023
0-9	1	1
10-19		
20-29	2	1
30-39	2	2
40-49	1	2
50-59	7	4
60-69	8	2
70-79	21	
80-89	4	2
90-99		1

Most Yards in a Scoring Drive (Last Two Seasons):

90 yards vs. Chattanooga (2023)

Time of Possession

Total Time	2022	2023
0:01-1:00	7	3
1:00-1:59	11	4
2:00-2:59	8	2
3:00-3:59	8	5
4:00-4:59	6	1
5:00-5:59		
6:00-6:59	4	
7:00-7:59		
8:00-8:59	1	
9:00-9:59		
OT	1	

Most Time On Scoring Drive: 8:09 vs. Tennessee Tech (2022)

Record When / Uniform Information / Game Captains

UNA'S RECORD WHEN...

at Home.....	1-0
on the Road.....	1-1
at a Neutral Site.....	0-1
United Athletic Conference.....	0-1
UAC Home.....	0-0
UAC Away.....	0-1
Leading at the half.....	2-1
Trailing at the half.....	0-1
Tied at half.....	0-0
Leading heading into the 4th quarter.....	2-0
Trailing heading into the 4th quarter.....	0-2
Tied heading into the 4th quarter.....	0-0
Lions complete more passes than opponent.....	0-1
Lions complete fewer passes than opponent.....	2-0
Lions complete same amount of passes.....	0-1
UNA has more total yards.....	1-1
UNA has less total yards.....	1-1
UNA is tied in total yards.....	0-0
UNA has more passing yards.....	0-1
UNA has less passing yards.....	2-1
UNA is tied in passing yards.....	0-0
UNA has more rushing yards.....	2-1
UNA has less rushing yards.....	0-1
UNA is tied in rushing yards.....	0-0
UNA Commits More Turnovers.....	0-1
UNA Forces More Turnovers.....	1-1
UNA is Tied in Turnovers.....	1-0
Lions have more first downs.....	0-1
Lions have fewer first downs.....	2-1
Lions are tied in first downs.....	0-0
Lions have higher time of possession.....	0-1
Lions have lower time of possession.....	2-1
Lions are time in time of possession.....	0-0
Lions convert more third downs.....	0-1
Lions convert fewer third downs.....	2-1
Lions convert same amount of third downs.....	0-0
Lions convert more fourth downs.....	1-1
Lions convert fewer fourth downs.....	0-0
Lions convert same amount of fourth downs.....	1-1
Lions tally more sacks than opponent.....	1-0
Lions tally fewer sacks than opponent.....	1-1
Lions tally same amount of sacks.....	0-1
UNA Scores 0-9.....	0-1
UNA Scores 10-19.....	0-0
UNA Scores 20-29.....	1-0
UNA Scores 30-39.....	0-1
UNA Scores 40 or more.....	1-0
Opponent Scores 0-9.....	1-0
Opponent Scores 10-19.....	0-1
Opponent Scores 20-29.....	1-0
Opponent Scores 30-39.....	0-0
Opponent Scores 40 or more.....	0-1
Final margin 1-6 points.....	0-0
Final margin 7-14 points.....	2-1
Final margin 15-28 points.....	0-1
Final margin 28 points or more.....	0-0
Overtime.....	0-0

UNA UNIFORM SELECTIONS

Mercer (FCS Kickoff)

Helmet - White with Lion logo
Jersey - White
Pants - White

Chattanooga

Helmet - Classic Purple with Stars
Jersey - Purple
Pants - Purple

Tarleton State

Helmet - Classic Purple with Stars
Jersey - White
Pants - Purple

Tennessee Tech

Helmet - White with Lion logo
Jersey - White
Pants - Purple

UT Martin

Helmet -
Jersey -
Pants -

Eastern Kentucky

Helmet -
Jersey -
Pants -

Abilene Christian

Helmet -
Jersey -
Pants -

Utah Tech

Helmet -
Jersey -
Pants -

Austin Peay

Helmet -
Jersey -
Pants -

Central Arkansas

Helmet -
Jersey -
Pants -

Florida State

Helmet -
Jersey -
Pants -

UNA GAME CAPTAINS

Mercer (FCS Kickoff)

#4 Parker Driggers
#10 Amauri Floyd
#44 Philip Ossai
#76 Fau Tai'Vai

Chattanooga

#1 Edwin White Schultz
#6 Noah Walters
#8 Justin Luke
#8 Shaun Myers

Tarleton State

#1 Edwin White Schultz (x2)
#5 Takairee Kenebrew
#41 Tyler Antkowiak
#76 Fau Tai'Vai (x2)

Tennessee Tech

#4 Rush Lansdell
#7 Philjae Bien-Aime
#9 David Florence
#74 Gage Saint

UT Martin

Eastern Kentucky

Abilene Christian

Utah Tech

Austin Peay

Central Arkansas

Florida State

LION TEAM RECORDS

RUSHING

Most Net Yards Rushing

Game: 550 vs. Delta State, Sept. 25, 1993
Regular Season: 3,715 in 10 games, 1993
Entire Season: 5,196 in 14 games, 1993

Touchdowns Rushing

Game: 8 vs. Delta State (Home), Sept. 25, 1993
Season: 63 in 14 games, 1993

Most Carries

Season: 803 in 14 games, 1993

Rushing Average Per Game

Regular Season: 371.5 in 10 games, 1993
Entire Season: 371.1 in 14 games, 1993

Average Yards Per Rush

Game: 9.3 vs. West Georgia (Home),
Nov. 13, 1993 (402 on 43)
Season: 6.5 in 14 games, 1993 (5,196 on 803)

PASSING

Most Yards Gained

Game: 511 vs. Valdosta State (Home), Nov. 22, 2014
Season: 4,106 in 13 games, 2009

Most Passes Attempted

Game: 63 at Tarleton State, Sept. 9, 2023
Season: 545 in 14 games, 2005

Most Passes Completed

Game: 45 vs. Glenville State (Away), Sept. 13, 2010
Season: 333 in 14 games, 2005

Most Passes Had Intercepted

Game: 6 vs. Henderson State (Away), 1969
Season: 29 in 10 games, 1988

Highest Completion Percentage

Season: 69.9 in 14 games, 2003 (283 of 405)

Most Touchdown Passes

Game: 7 vs West Alabama (H), Nov. 5, 2005
Season: 35 in 14 games, 2005

TOTAL OFFENSE

Most Yards Gained

Game: 752 vs Arkansas Tech, (Away) Sept. 27, 1997
Season: 6,714 in 14 games, 1993

Average Yards Gained Per Play

Game: 11.4 vs. Arkansas Tech, (Away) Sept. 27,
1997 (752 on 66)
Season: 7.0 in 14 games, 1993

Most Offensive Plays

Game: 109 vs. Tarleton State, Sept. 9, 2023
(64 passing plays, 45 rushing plays)

Average Total Offense Per Game

Season: 481.0 in 14 games, 1993

Most Yards Penalized:

Season: 1,287 in 13 games, 2009

Fewest Yards Penalized

Season: 204 in nine games, 1958

FIRST DOWNS

Most Total

Game: 36 vs. Glenville State (Away), Sept. 13, 2010
Season: 341 in 14 games, 1993

Most Rushing

Game: 25 vs. Hampton (Home), Nov. 27, 1993 and vs.
Hampton (Away) 1992
Season: 250 in 14 games, 1993

SCORING

Most Points Scored

Game: 76 vs. West Alabama, (Home) Nov. 5, 2005 (76-14)
Road: 62 at Valdosta State on Oct. 22, 2009 (62-27)
Season: 578 in 14 games, 2008
Quarter: 33 in second vs. Arkansas-Monticello (Home)
Sept. 11, 2004
Half: 49 in first vs. Harding (Home) Sept. 25, 2008

Most Touchdowns

Game: 11 vs. West Alabama, (Home)
Nov. 5, 2005
Season: 75 in 14 games, 1993
Average Points Scored
Season: 41.3 in 14 games, 2008

PUNTING

Most Punts

Game: 13 vs. Troy State (Away), 1969
Season: 90 in 14 games, 1985

Fewest Punts

Game: 0 (last vs. Tennessee Tech, 2022)
Season: 30 in nine games, 1958

Most Yards Punted

Game: 515 vs. Troy State (Away), 1969
Season: 3,574 in 14 games, 1985

Highest Punting Average

Game: (Minimum of 5 punts) 54.6 vs Central Arkansas
(Away), 1995 - 5 for 273 yards
Season: 41.9 in 2012 (41 punts)

PUNT RETURNS

Most Returns

Season: 56 in 14 games, 2005

Most Yards Returned Punts

Season: 581 in 14 games, 2003

Highest Average Per Return

Season: 12.5 in 12 games, 2006

FIELD GOALS

Most Field Goal Attempts

Game: 6 vs. Central Arkansas, Sept. 29, 2005; 6 vs.
Kentucky Christian, Sept. 15, 2012

Most Field Goals Made

Game: 5 vs. Tennessee-Martin, Nov. 15, 1969; 5 vs.
Kentucky Christian, Sept. 15, 2012

INTERCEPTION RETURNS

Most Passes Intercepted

Game: 8 vs. UT Martin (Home), 1968
Season: 32 in 14 games, 2008

Most Yards Returned Interceptions

Game: 147 vs. Alabama A&M (Away), Sept. 6, 1997
Season: 627 in 14 games, 2008

Most Interception Returns for Touchdown:

Season: 5 in 2008

TURNOVER RATIO

Best Turnover Ratio

Season: Plus 29 in 2008, Lost 15 (10 fumbles, 5 int.),
gained 44 (12 fumbles, 32 int.)

TEAM DEFENSE

Fewest Points Yielded

Season: 59 in eight games, 1953

Most Points Yielded

Season: 457 in 11 games, 2022

Fewest Yards Allowed Rushing

Regular Season: 568 in 10 games, 1995
Entire Season: 796 in 14 games, 1995

Lowest Average Yards Allowed Rushing

Regular Season: 56.8 in 10 games, 1995
Entire Season: 56.8 in 14 games, 1995

Lowest Average Passing Yards Per Game

Season: 47.1 in eight games, 1953

Most Average Passing Yards Per Game

Season: 254.7 in 10 games, 2000

Most Passing Yards Allowed

Game: 455 to Valdosta State, Oct. 28, 2000

Lowest Average Yards Allowed of Total Defense

Regular Season: 198.7 in 11 games, 1985
Entire Season: 202.5 in 10 games, 1954

Most Average Yards Allowed - Total Defense

Season: 483.8 in 11 games 2022

Most Yards Allowed of Total Offense

Game: 733 to Central Arkansas, Oct. 29, 2022

Lowest Average Points Allowed

Regular Season: 8.3 in 11 games, 1985
Entire Season: 8.9 in 14 games, 1985

Most Average Points Allowed

Season: 41.6 in 11 games, 2022

Most Quarterback Sacks

Regular Season: 38 in 11 games, 1984
Entire Season: 39 in 14 games, 1985; 39 in 14 games,
1994; 39 in 14 games, 2003

Most Pass Break-Ups

Regular Season: 64 in 10 games, 1993
Entire Season: 81 in 14 games, 1993

Most Fumbles Recovered

Regular Season: 27 in 11 games, 1972
Entire Season: 27 in 11 games, 1972

WINS

Most Wins in Regular Season:

11 in 2003 (11-0)

Best Regular Season Record:

11-0-0 in 2003

Perfect Regular Season Records:

11-0-0 in 2003; 10-0-0 in 1993, 10-0-0 in 1995,
10-0-0 in 2006

Most Wins in a Season:

14 in 1993 (14-0-0), 1995 (14-0-0)

Best Overall Record:

14-0-0 in 1993, 14-0-0-0 in 1995

Most Consecutive Games Without a Loss:

23, Oct. 16, 1994-Dec. 9, 1995.

Lost on August 31, 1996 to Albany State, 17-10.

Most Consecutive Wins:

23, Oct. 16, 1994-Dec. 9, 1995.

Lost on August 31, 1996, 17-10 to Albany State.

Most Consecutive Gulf South

Conference Regular-Season Wins:

23, Sept. 25, 1993-Sept. 14, 1996.

Lost on Sept. 28, 1996 to Arkansas Tech, 38-35.

Most Consecutive Wins

Over Non-Conference Opponents:

22, 1992-Dec. 9, 1995. Lost Aug. 31,
1996 to Albany State, 17-10.

Most Consecutive Home Wins:

28, Sept. 4, 1993-Sept. 14, 1996.

Lost Sept. 28, 1996 to Arkansas Tech, 38-35.

Most Consecutive Post-Season Wins:

12, 1993-1995, lost in 1997 playoffs to Carson-Newman.

LOSSES

Most Losses in Regular Season:

10 in 1971 (1-10-0); 10 in 2022 (1-10-0)

Most Consecutive Losses:

12 in 1971-72

TIES

Most Ties in a Season:

3 in 1984 (7-1-3)

LION TEAM & INDIVIDUAL RECORDS

SCORING - Offense

Most Points Scored:

76 vs. West Alabama (76-14), Home, Nov. 5, 2005

Most Points Scored at Home:

76 vs. West Alabama (76-14), Home, Nov. 5, 2005

Most Points Scored on the Road:

62 at Valdosta State (62-27), Away, Oct. 22, 2009

Most Points Scored in Victory:

76 vs. West Alabama (76-14), Home, Nov. 5, 2005

Most Points Scored in Defeat:

53 at Eastern Kentucky (Away), 2022 53-56)

Most Combined Points Scored in a Game:

109 vs. Eastern Kentucky (EKU 56, UNA 53), Oct. 22, 2022

Widest Margin of Victory:

62 vs. West Alabama (76-14), Home, Nov. 5, 2005

Widest Margin of Defeat:

59 at Memphis (Away), 2022 (59-0)

Most Consecutive Games Scored in:

114 from Oct. 21, 1978 to Nov. 5, 1988

(ended with 16-0 loss to West Georgia)

Most Consecutive Games Held Scoreless:

2 in 1950

Longest Game:

4 Overtimes, vs. Southwestern Louisiana (UNA 48, USL 42), Oct. 11, 1997; and 4 Overtimes vs. West Alabama (UWA 31, UNA 28), Nov. 7, 2009

Biggest Fourth Quarter Comeback:

20 point deficit - Nov. 6, 2010 vs. West Alabama (H). UNA trailed 23-3 in fourth quarter but won 24-23

SCORING - Defense

Most Games Held Foes Scoreless:

4 in 1950 and 1985

Most Consecutive Games Held Foes Scoreless:

2 in 1949, 1983, 1994, 1995, 2008, 2010

Most Consecutive Quarters

Held Opponents Scoreless:

10 in 1995 and 2010

Most Points Scored by Opponent in Victory:

64 by Central Arkansas (Away), 2022 (29-64)

Most Consecutive Games Scored in by Foes:

61, 1972-78

Most Points Scored by Opponent in Defeat:

42 by Southwestern Louisiana (Away),

Oct. 11, 1997 (48-42)

RUSHING

Most Carries

Game: 36 by Tommy Compton vs. West Alabama, Oct. 29, 1988 (136 yards)

Season: 237 by Tyrone Rush in 1993

Career: 791 by Tyrone Rush, 1989, 91-93

Most Yards Gained

Game: 251 by ShunDerrick Powell vs. Virginia-Wise, Sept. 10, 2022 (20 carries)

Regular Season: 1,508 by ShunDerrick Powell in 2022 (221 carries in 11 games)

Entire Season: 1,508 by ShunDerrick Powell in 2022 (221 carries in 11 games)

Career: 4,421 by Tyrone Rush, 1989,

91-93 (791 carries)

Most Rushing Yards by a Quarterback

Season: 934 by Tommy Compton in 1988

Career: 1,930 by Cody Gross, 1992-95

Best Rushing Average

Game: 21.3 by Clarence Johnson vs. Valdosta State, Oct. 30, 1982 (6 carries for 128 yards)

Season: 8.0 by Kenyatta Jones in 1993

(111 carries for 892 yards)

Career: (min. 250 carries) 7.0 by Kenyatta Jones, 1993-94

(285 carries, 2,007 yards. (min. 400 carries) 6.5 by A.J.

Lamar, 1993-96 (401 carries for 2,587 yards)

Most 100-Yard Games

Regular Season: 7 by Tyrone Rush in 1992;

7 by ShunDerrick Powell in 2022

Entire Season: 8 by Tyrone Rush in 1992

Consecutive Games: 5 by Tyrone Rush in 1992; 5 by ShunDerrick Powell by 2022

Career: 21 by Tyrone Rush, 1989, 91-93

PASSING

Most Yards Gained

Game: 511 by Luke Wingo vs. Valdosta State, Nov. 22, 2014 (Home)

Season: 3,823 by Harrison Beck in 2009

Career: 8,436 by A.J. Milwee, 2005-08

Most Attempts

Game: 63 by Noah Walters at Tarleton State, Sept. 9, 2023

Season: 499 by Vinnie Saylor, 2005

Career: 1,030 by A.J. Milwee, 2005-08

Most Completions

Game: 37 by Vinnie Saylor vs. Central Arkansas, Sept. 29, 2005 & by Lee Chapple vs. Glenville State, Sept. 13, 2010 (Away)

Season: 301 by Vinnie Saylor in 2005

Career: 677 by A.J. Milwee 2005-08

Consecutive Pass Attempts Without an Interception

Season: 253 by Christian Lopez, 2018 (began against Southern Utah in the first game of the season and ended with int vs. North Greenville in the final game of the season)

Most Interceptions

Game: 6 by Phil Logan vs. Henderson State, Oct. 18, 1969

Season: 21 by Randy Elmore in 1970 and

Tommy Compton in 1988

Career: 42 by Don Cornelius, 1964-67

Best Completion Percentage

Season: (Minimum 50 attempts)

71.8 by Will Hall in 2003 (267 of 372)

Career: (Minimum 150 attempts)

68.0 by Will Hall, 2002-03 (471 of 693)

Passing Efficiency

Season: 166.9 by Cody Gross in 1993

Interception Ratio

Season: 0.70 by Christian Lopez in 2018, 2 ints. in 283 passes.

Career: 2.13 by A.J. Milwee from 2005-08,

21 ints in 1,030 passes

Most Touchdown Passes

Game: 5 by Harrison Beck vs. Arkansas Tech, Oct. 3, 2009 (Home); 5 by Luke Wingo vs. West Alabama, Nov. 14, 2015

Season: 31 by Harrison Beck, 2009

Career: 73 by A.J. Milwee, 2005-08

PASS RECEIVING

Most Receptions

Game: 12 by Anthony Merritt vs. Central Arkansas, Sept. 29, 2005

Season: 81 by Anthony Merritt in 2005

Career: 201 by Dre Hall, 2014-17

Receptions in Consecutive Games

Games: 45 by Dre Hall, 2014-17

Most Yards Gained

Game: 210 by Mico McSwain vs. Arkansas Tech, Oct. 3, 2009 (Home)

Season: 1,179 by Dre Hall in 2016

Career: 3,144 by Dre Hall, 2014-17

Most Touchdown Receptions

Game: 4 by Roger Ralph in 1974

Season: 10 by Ed Gant in 2008; 10 by Dre Hall in 2015

Career: 25 by Dre Hall, 2014-17

Most 100-Yard Receiving Games

Season: 5 by Dre Hall in 2016

Career: 11 by Dre Hall, 2014-16

TOTAL OFFENSE

Most Yards

Game: 519 by Luke Wingo vs. Valdosta State, Nov. 22, 2014 (511 passing, 8 rushing)

Season: 3,998 by Will Hall in 2003

(3,531 passing, 467 rushing)

Career: 9,532 by Luke Wingo, 2012-15

(8,374 passing, 1,158 rushing)

ALL-PURPOSE YARDS

Most Yards

Season: 2,251 by Anthony Merritt, 2005

Career: 6,020 by Tyrone Rush, 1989, 91-93

(4,421 rushing, 307 receiving, 1,292 KO returns)

PUNTING

Most Punts

Game: 13 by Sparky Box vs. Troy State, Oct. 25, 1969

Season: 89 by Harlow Fikes in 1985

Career: 275 by Harlow Fikes, 1982-85

Most Yards Punted

Game: 515 by Sparky Box vs. Troy State, Oct. 25, 1969

Season: 3,573 by Harlow Fikes in 1985

Career: 10,925 by Harlow Fikes, 1982-85

Highest Punting Average

Game: 54.6 (5 for 273 yards) by Tony Faggioni vs. Central Arkansas, Oct. 14, 1995

Season: (Minimum of 20 punts) 43.24 by

John Crittenden in 1991 (49 for 2,119 yards)

Career: (Minimum of 70 punts) 42.9 by

John Crittenden, 1991-92 (96 for 4,119 yards)

Most Punts Over 50 Yards

Career: 30 by Tony Faggioni, 1995-98

PUNT RETURNS

Most Punts Returned

Season: 51 by Anthony Merritt, 2005

Career: 146 by Anthony Merritt, 2003-06

Most Yards Returned Punts

Game: 154 by Anthony Merritt vs. West Georgia on five returns, Nov. 8, 2003

Season: 548 by Anthony Merritt, 2003

Career: 1,760 by Anthony Merritt, 2003-06

Highest Average Per Return

Season: (Minimum of 10 returns) 21.7 by

Janoris Jenkins in 2011 (18 for 390 yards)

Career: (Minimum of 25 returns) 12.05 by Anthony Merritt (146 for 1,760 yards)

Most Punt Return Touchdowns

Career: 6 by Anthony Merritt, 2003-05

KICKOFF RETURNS

Most Kickoffs Returned

Game: 7 by Jim Witt vs. Jacksonville State, Nov. 20, 1971

Season: 33 by Troy Nelson in 1988

Career: 88 by Troy Nelson, 1988-91

Most Yards Returned Kicks

Game: 196 by Burnis Rose in 1974

Season: 721 by Troy Nelson in 1988

Career: 1,959 by Troy Nelson, 1988-91

Highest Average Per Return

Season: (Minimum of 10 returns) 34.5 by

Bobby Joe Pride in 1970 (18 for 623 yards)

Career: (Minimum of 20 returns) 27.1 by

Burnis Rose, 1974-76 (62 for 1,691 yards)

LION INDIVIDUAL RECORDS

TOTAL RETURNS

Most Kick Return Touchdowns

Career: 8 by Anthony Merritt, 2003-05
(6 punts, 2 kickoffs)

Most Kick Return Yardage

Season: 1,141 by Anthony Merritt, 2005
(524 KO, 494 Punt)

Career: 3,378 by Anthony Merritt, 2003-06
(1,760 Punt, 1,618 KO)

Most Return TDs in a Game:

2 by Corey Harris vs. Henderson State, 1998
(53-yard punt return, 88-yard kickoff return)

SCORING

Most Touchdowns

Game: 5 by Don Cornelius vs. West Alabama in 1965;
Anthony Merritt vs. Delta State, Sept. 17, 2005

Season: 20 by DeMarcus Blount, 2002; 20 by
DeMarcus Blount, 2003

Career: 63 by DeMarcus Blount, 2002-05

Most Rushing Touchdowns

Game: 5 by Don Cornelius vs. West Alabama in 1965

Season: 19 by Tyrone Rush in 1993

Career: 57 by DeMarcus Blount, 2002-05

Most Touchdowns Responsible For

Game: 6 by Luke Wingo vs. West Alabama, Nov. 14, 2015
(5 passing, 1 rushing)

Season: 37 by Jacob Tucker in 2016 (21 passing, 16
rushing)

Career: 94 by Luke Wingo, 2012-15

(34 rushing, 60 passing)

Most Different Ways to Score in a Game

Game: 4 by Anthony Merritt vs. Delta State, Sept. 17, 2005
(punt return, kickoff return, rush, pass reception)

Extra-Points Made

Game: 10 by Yuta Fukuda vs. West Alabama,
Nov. 5, 2005 (11 attempts)

Season: 73 by Tom Schneider in 2008 (73 attempts)

Career: 166 by Jamie Stoddard, 1993-95 (185 attempts)

Consecutive Made, Season: 73 by Tom Schneider, 2008

Consecutive Made, Career: 73 by Tom Schneider, 2008

Extra-Points Attempted

Game: 11 by Yuta Fukuda vs. West Alabama,
Nov. 5, 2005 (made 10)

Season: 73 by Tom Schneider in 2008 (73 made)

Career: 185 by Jamie Stoddard, 1993-95 (166 made)

Field Goals Made

Game: 5 by David Hogan vs. Tennessee-Martin,
Nov. 15, 1969; 5 by Michael Schuster vs. Kentucky Christian,
Sept. 15, 2012 (attempted 6); 5 by Chandler Carrera vs.

Azusa Pacific, Sept. 22, 2018

Season: 19 by Tom Schneider in 2008 (26 att.)

Career: 51 by James Knowles, 1982-85 (83 attempts)

Field Goals Attempted

Game: 6 by Yuta Fukuda vs. West Alabama,
Nov. 5, 2005 (made 5); 6 by Michael Schuster vs. Kentucky

Christian, Sept. 15, 2012 (made 5)

Season: 29 by Yuta Fukuda in 2005 (made 18)

Career: 83 by James Knowles, 1982-85

Most Points Scored

Game: 30 by Don Cornelius vs. Livingston in 1965; Anthony
Merritt vs. Delta State, Sept. 17, 2005

Season: 130 by Tom Schneider, 2008

Career: 382 by DeMarcus Blount, 2002-05

Points Scored by Kicking

Game: 19 by David Hogan vs. Tennessee-Martin,
Nov. 15, 1969

Season: 130 by Tom Schneider, 2008

Career: 292 by James Knowles, 1982-85

INTERCEPTIONS

Most Interceptions

Game: 3 by Joe Thigpen vs. Mississippi College, Oct. 8,

1966; Don Richard vs. Tennessee-Martin, Oct. 12, 1968;

Palmer Byrd (three times) vs. Delta State, Sept. 28, 1968,

vs. Northwestern, La., Sept. 12, 1970 and vs. Arkansas

Tech, Oct. 10, 1970; Rod Brooks vs. Tennessee-Martin,

Oct. 10, 1982; Corey Harris vs. Alabama A&M,

Sept. 6, 1997

Season: 10 by Blake Farris in 2005

Career: 17 by Rod Brooks, 1980-83

Yards Returned Interceptions

Game: 147 by Corey Harris vs. Alabama A&M,

Sept. 6, 1997

Season: 197 by Corey Harris, 1997

Career: 279 by Corey Harris (on 8 interceptions), 1997-98

DEFENSIVE RECORDS

Fumble Recoveries

Game: 3 by Harold Hoskins vs. Troy State, Oct. 22, 1988

Season: 7 by Spry Mitchell in 1972

Career: 11 by Keith Humphrey, 1992-95

Blocked Punts

Season: 5 by Bruce Jones in 1985

Career: 6 by Bruce Jones, 1982-85 & Jusmon Rivers,
2007-10

Most Total Blocked Kicks

Season: 6 by Bruce Jones in 1985

Career: 9 by Israel Raybon, 1992-95

Total Tackles

Game: 24 by James Davis vs. Alabama A&M in

1988 and Jacksonville State in 1989

Season: 175 by Ronald McKinnon in 1993

Career: 621 by Ronald McKinnon, 1992-95

Primary Tackles

Season: 110 by Ronald McKinnon in 1994

Career: 407 by Ronald McKinnon, 1992-95

Assisted Tackles

Season: 84 by Steve Rogers in 1985

Career: 231 by James Davis, 1987-90

Tackles for Loss

Season: 21 by Keith Humphrey in 1994

(45 yards) and 1995 (65 yards)

Career: 49 by Keith Humphrey, 1992-95

Pass Break-Ups

Season: 15 by Marcus Hill, 1997; 15 by

Evan Oglesby, 2003

Career: 45 by Gerald Smith, 1993-96

Quarterback Sacks

Game: 5 by Shawn Cash vs. Central Arkansas,

Sept. 26, 1998; 5 by Robert Moore, 1983

Season: 11 by Reginald Ruffin, 1994

Career: 34 by Reginald Ruffin, 1994-1997

LONG PLAYS

Rushing: 99 by Parker Driggers vs. Robert Morris, Oct.
16, 2022

Passing: 94, Travis Carswell to James Moore vs. Arkan-
sas Tech (Away), Sept. 27, 1997

Punt: 80 by John Crittenden vs.

Central Missouri State, 1991

Field Goal: 54 by Taylor Pontius vs. Valdosta Stae, Home,
Sept. 27, 2014

Punt Return: 92 by Janoris Jenkins vs. West Alabama,
Away, Nov. 19, 2011

Kickoff Return: 100 by Bobby Joe Pride vs. UT Martin in

1970, 100 by Delvon Carpenter vs. West Florida in 2017

Interception Return: 93 by Caleb Massey vs. Texas A&M-
Kingsville in 2012

Fumble Return: 99 by Craig Fox vs. Southern Arkansas,
Sept. 22, 2007

GAMES STARTED

Most Starts and Consecutive Starts

Career 54 by Michael Williams and Jarius Hayes, 1992-95



Quarterback Jacob Tucker accounted for
37 touchdowns in 2016, setting a new
UNA single season record.



LION FCS ERA TEAM RECORDS

RUSHING

Most Rushing Attempts

Game: 50 vs. Eastern Kentucky (A), Oct. 22, 2022
Season: 425 in 2022

Most Net Yards Rushing

Game: 369 vs. Virginia-Wise (H), Sept. 10, 2022
Season: 2,022 in 2022

Average Yards Per Rush

Game: 9.0 vs. Virginia-Wise (H), Sept. 10, 2022
Season: 4.8 in 2022 (2,022 on 425 att.)

Touchdowns Rushing

Game: 6 vs. Virginia-Wise (H), Sept. 10, 2022
Season: 22 in 2022

Rushing Average Per Game

Season: 183.8 in 2022

PASSING

Most Passes Attempted

Game: 63 at Tarleton State, Sept. 9, 2023
Season: 366 in 2019

Most Passes Completed

Game: 36 at Tarleton State, Sept. 9, 2023
Season: 198 in 2019

Most Passes Had Intercepted

Game: 3 at Montana (A), Sept. 7, 2019
Season: 13 in 2022

Most Yards Gained

Game: 446 at Gardner-Webb (A), Nov. 16, 2019
Season: 285.0, 2019

Most Yards Per Pass Attempt

Game: 10.3 vs. North Greenville (H), Nov. 10, 2018; 10.3 vs. Hampton, 2019
Season: 8.6 in 2019

Most Yards Per Completion

Season: 15.8 in 2019

Highest Completion Percentage

Season: 59.2 in 2018 (181 of 306)

Most Touchdown Passes

Game: 4 (x4) last vs. Chattanooga, Sept. 2, 2023
Season: 20 in 2019

TOTAL OFFENSE

Most Offensive Plays

Game: 109 at Tarleton State, Sept. 9, 2023
Season: 675 in 2019

Most Yards Gained

Game: 571 at Eastern Kentucky (A), Oct. 22, 2022
Season: 4,261 in 2022

Average Yards Gained Per Play

Game: 8.1 vs Tarleton State (H), Sept. 24, 2022
Season: 6.0 in 2019

Average Total Offense Per Game

Season: 388.0 in 2018

THIRD DOWN CONVERSIONS

Best Percentage

Season: 41.0 in 2018 (54 of 132)

FOURTH DOWN CONVERSIONS

Best Percentage

Season: 60.0 in 2018 (6 of 10)

TIME OF POSSESSION

Best Time of Possession

Game: 36:13 (x2) vs Austin Peay (H) in 2022; at Tarleton State in 2023
Season Avg: 31:51 per game, 2020

PENALTIES

Most Penalties:

Game: 14 vs. Indiana State (A), Sept. 1, 2022
Season: 94 in 2018

Most Yards Penalized:

Game: 128 vs. West Florida (H), Oct. 6, 2018
Season: 790 in 2018

Fewest Yards Penalized

Game: 10 at Central Arkansas (A), Oct. 29, 2022 (2 penalties)

FIRST DOWNS

Most Total

Game: 33 at Tarleton State, Sept. 9, 2023
Season: 217 in 2022

Most Rushing First Downs

Game: 20 at Eastern Kentucky (A), Oct. 22, 2022
Season: 115 in 2022

Most Passing First Downs

Game: 20 vs Gardner Webb (A), Nov. 16, 2019
Season: 123 in 2021

Most First Downs By Penalty

Game: 8 vs North Carolina A&T (A), Oct. 9, 2021
Season: 34 in 2021

SCORING

Most Points Scored

Game: 53 at Eastern Kentucky (A), Oct. 22, 2022
Road: 53 at Eastern Kentucky (A), Oct. 22, 2022
Season: 314 in 2022

Quarter: 21 in first quarter vs. Mississippi College (H), Oct. 13, 2018; 21 in second quarter vs Virginia-Wise (H), Sept. 10, 2022

Half: 32 in second half vs. Eastern Kentucky (A), Oct. 22, 2022

In Defeat: 53 at Eastern Kentucky (A), Oct. 22, 2022 (53-56)

Most Touchdowns

Game: 7 at Eastern Kentucky (A), Oct. 22, 2022
Season: 42 in 2022

Average Points Scored

Season: 28.6 in 2022 (314 in 11 games)

RED ZONE

Best Percentage

Season: 94.0 in 2018 (32 scores in 34 trips)

Best Touchdown Percentage

Season: 71.0 in 2022 (22 TDs in 31 trips)

FIELD GOALS

Most Field Goal Attempts

Game: 5 vs. Azusa Pacific (H), Sept. 22, 2018 (made 5)
Season: 23 in 2018 (made 18)

Most Field Goals Made

Game: 5 vs. Azusa Pacific (H), Sept. 22, 2018 (5 att.)
Season: 23 in 2018 (made 18)

EXTRA POINTS

Most Extra Point Attempts

Game: 6 at Eastern Kentucky (A), Oct. 22, 2022
Season: 38 in 2022 (38 made)

Most Extra Points Made

Game: 6 at Eastern Kentucky (A), Oct. 22, 2022
Season: 38 in 2022 (38 attempts)

PUNTING

Most Punts

Game: 9 at North Dakota State (A), Sept. 15, 2018
Season: 44 in 2018

Fewest Punts

Game: 0 at Tennessee Tech (A), Nov. 12, 2022

Most Yards Punted

Game: 370 at Indiana State (A), Sept. 1, 2022
Season: 2,044 in 2022

Highest Punting Average

Game: 48.7 at Southern Mississippi (A), Nov. 7, 2020 (6 for 292)
Season: 38.8 in 2018

KICKOFF RETURNS

Most Returns

Season: 29 in 2018

Most Yards Returned Punts

Season: 654 in 2018

Highest Average Per Return

Season: 22.6 in 2018

Most Kickoff Returns for Touchdown:

Season: 0

PUNT RETURNS

Most Returns

Season: 14 in 2018

Most Yards Returned Punts

Season: 61 in 2018

Highest Average Per Return

Season: 4.4 in 2018

Most Punt Returns for Touchdown:

Season: 0

INTERCEPTION RETURNS

Most Passes Intercepted

Game: 3 vs. Shorter (H), Nov. 3, 2018; at Tennessee Tech, Sept. 9, 2023
Season: 9 in 2018

Most Yards Returned Interceptions

Game: 60 at Tennessee Tech, Sept.16, 2023
Season: 145 in 2018

Most Interception Returns for Touchdown:

Season: 1 — 2023

TURNOVER RATIO

Best Turnover Ratio

Season: +8 in 2018 (9 lost, 17 gained)

TEAM DEFENSE

Most Points Allowed

Game: 66 at BYU (A), Nov. 21, 2020
Quarter: 28 in second quarter at BYU (A), Nov. 21, 2020
Half: 42 in first half BYU (A), Nov. 21, 2020

Fewest Points Allowed

Game: 7 at Jackson State (A), Oct. 20, 2018 at Tennessee Tech (A), Sept. 16, 2023

Fewest Rushing Yards Allowed

Game: 41 at Jackson State (A), Oct. 20, 2018

Fewest Passing Yards Allowed

Game: 122 at Jackson State (A), Oct. 20, 2018

Fewest Total Yards Allowed

Game: 163 at Jackson State (A), Oct. 20, 2018

Most Turnovers Forced

Game: 5 vs. Azusa Pacific (H), Sept. 22, 2018
5 at Tennessee Tech (A), Sept. 16, 2023

Most Tackles for Loss

Game: 11 at Jackson State (A), Oct.20, 2018
Season: 59 in 2018

Most Yards on Tackles for Loss

Game: 43 at Jackson State (A), Oct.20, 2018
Season: 175 in 2018

Most Quarterback Sacks

Game: 4 vs. Azusa Pacific (H), Sept. 22, 2018
Season: 14 in 2018

Most Yards on Quarterback Sacks

Game: 19 at Jackson State (A), Oct.20, 2018
Season: 80 in 2018

Most Pass Break-Ups

Game: 6 vs. West Florida (H), Oct. 6, 2018; at Tennessee Tech, Sept. 16, 2023
Season: 33 in 2018

Most Passes Intercepted

Game: 3 vs. Shorter (H), Nov. 3, 2018; at Tennessee Tech, Sept. 16, 2023
Season: 9 in 2018

Most Yards on Interception Returns

Game: 60 at Tennessee Tech, Sept. 16, 2023
Season: 145 in 2018

Most Fumbles Recovered

Game: 3 vs. Azusa Pacific (H), Sept. 22, 2018
Season: 8 in 2018

Most Yards on Fumbles Recovered

Game: 49 vs. Azusa Pacific (H), Sept. 22, 2018
Season: 49 in 2018

Most Safeties

Season: 1 in 2018

WINS

Most Wins in a Season:

7 in 2018

Best Season Record:

7-3 in 2018 (70.0%)

Most Consecutive Wins:

4 in 2018 (final 4 games of the season)

Most Consecutive Home Wins

3 in 2018 (final 3 home games of 2018)

LION FCS ERA INDIVIDUAL RECORDS

RUSHING

Most Carries

Game: 30 by ShunDerrick Powell at Tennessee Tech (A), Nov. 12, 2022

Season: 221 by ShunDerrick Powell, 2022

Most Yards Gained

Game: 251 by ShunDerrick Powell vs. Virginia-Wise (H), Sept. 10, 2022

Season: 1,508 by ShunDerrick Powell, 2022

Most Rushing Yards by a Quarterback

Game: 105 by Christian Lopez at Southern Utah (A), Sept. 1, 2018

Season: 220 by Christian Lopez, 2018

Best Rushing Average

Season: 6.8 by ShunDerrick Powell in 2022

Most Rushing Yards Per Game

Season: 137.1 by ShunDerrick Powell, 2022

Most 100-Yard Games

Season: 7 by ShunDerrick Powell, 2022

PASSING

Most Yards Gained

Game: 446 by Christian Lopez at Gardner-Webb (A), Nov. 16, 2019

Season: 2,699 by Christian Lopez in 2019

Most Attempts

Game: 44 by Christian Lopez at Gardner-Webb (A), Nov. 16, 2019

Season: 309 by Christian Lopez, 2019

Most Completions

Game: 28 by Christian Lopez at Gardner-Webb (A), Nov. 16, 2019

Season: 169 by Christian Lopez, 2018

Consecutive Pass Attempts Without an Interception

Season: 253 by Christian Lopez, 2018 (began against Southern Utah in the first game of the season and ended with int vs. North Greenville in the final game of the season)

Most Interceptions

Game: 3 by Christian Lopez at Montana, Sept. 7, 2019

Season: 12 by Noah Walters, 2022

Best Completion Percentage

Season: (Minimum 50 attempts) 59.7 by Christian Lopez, 2018 (169-of-283)

Passing Efficiency

Season: 140.49 by Christian Lopez, 2019

Interception Ratio

Season: 0.70 by Christian Lopez in 2018, 2 ints. in 283 passes.

Most Touchdown Passes

Game: 4 by Christian Lopez at Hampton (A), Oct. 5, 2019;

4 by Christian Lopez at Gardner-Webb (A), Nov. 16, 2019

4 by Noah Walters vs. Chattanooga (H), Sept. 2, 2023

Season: 18 by Christian Lopez, 2019

PASS RECEIVING

Most Receptions

Game: 9 by Andre Little at Gardner-Webb (A), Nov. 16, 2019; 9 by Dexter Boykin at Gardner-Webb (A), Nov. 16, 2019

Season: 48 by Jakobi Byrd, 2018

Receptions in Consecutive Games: 20 by Dexter Boykin, 2018-19

Most Yards Gained

Game: 183 by Andre Little at Gardner-Webb (A), Nov. 16, 2019

Season: 704 by Dexter Boykin, 2019

Most Touchdown Receptions

Game: 3 by Takairee Kenebrew vs. Chattanooga (Sept. 2, 2023)

Season: 8 by Takairee Kenebrew, 2022

Most Receiving Yards Per Game

Season: 68.6 by Cortez Hall, 2019 (549 in 8 games)

Most Receiving Yards Per Catch

(Minimum 10 catches)

Season: 22.4 by Takairee Kenebrew, 2022 (29 for 649)

Most 100-Yard Receiving Games

Season: 2 by Cortez Hall, 2018; 2 by Andre Little, 2019; 2 by Takairee Kenebrew, 2022

TOTAL OFFENSE

Most Plays

Game: 70 by Noah Walters at Tarleton State (A), Sept. 9, 2023 (7 rushes, 63 passes)

Season: 380 by Christian Lopez, 2018 (97 rushes, 283 passes)

Most Yards

Game: 464 by Christian Lopez at Gardner-Webb (A), Nov. 16, 2019 (18 rushing, 446 passing)

Season: 2,773 by Christian Lopez, 2019 (74 rushing, 2,773 passing)

ALL-PURPOSE YARDS

Most Yards

Game: 240 by Andre Little at Gardner-Webb (A), Nov. 16, 2019

Season: 1,126 by Andre Little, 2019

PUNTING

Most Punts

Game: 9 by Joe Gurley at North Dakota State (A), Sept. 15, 2018

Season: 60 by Joe Gurley, 2019

Most Yards Punted

Game: 364 by Joe Gurley at North Dakota State (A), Sept. 15, 2018

Season: 2,545 by Joe Gurley, 2019

Highest Punting Average

Game: 48.7 by Joe Gurley at Southern Mississippi (A), Nov. 7, 2020 (6 for 292)

Season: 43.8 by Joe Gurley, 2020 (18 for 789)

Most Punts Over 50 Yards

Season: 14 by Joe Gurley, 2019

PUNT RETURNS

Most Punts Returned

Game: 3 by Jack Peavey vs. Jacksonville State, Sept. 21, 2019

Season: 12 by Jack Peavey, 2019

Most Yards Returned Punts

Game: 18 by Dwain Smith at Campbell, Sept. 29, 2018

Season: 53 by Jack Peavey, 2019

Highest Average Per Return

Season: 8.3 by K.J. Smith, 2018 (3 for 25)

KICKOFF RETURNS

Most Kickoffs Returned

Game: 4, three different times

Season: 16 by Andre Little, 2019

Most Yards Returned Kicks

Game: 144 by K.J. Smith vs. Mississippi College (H), Oct. 13, 2018

Season: 475 by Andre Little, 2019

Highest Average Per Return

Season: 29.8 by K.J. Smith, 2018 (11 for 328)

SCORING

Most Touchdowns Scored

Game: 4 by ShunDerrick Powell vs Virginia-Wise (H) Sept. 10, 2022

Season: 18 ShunDerrick Powell, 2022

Most Rushing Touchdowns

Game: 4 by ShunDerrick Powell vs Virginia-Wise (H) Sept. 10, 2022

Season: 18 ShunDerrick Powell, 2022

Most Touchdowns Responsible For

Game: 5 by Christian Lopez vs. Monmouth, Nov. 9, 2019 (3 passing, 1 rushing, 1 receiving)

Season: 22 by Christian Lopez, 2019 (18 passing, 3 rushing, 1 receiving)

Extra-Points Made

Game: 6 by Sam Contorno at Eastern Kentucky (A) Oct. 22, 2022

Season: 38 by Sam Contorno, 2022

Consecutive Made, Season: 38 by Sam Contorno, 2022

Extra-Points Attempted

Game: 6 by Sam Contorno at Eastern Kentucky (A) Oct. 22, 2022

Season: 38 by Sam Contorno, 2022

Field Goals Made

Game: 5 by Chandler Carrera vs. Azusa Pacific (H), Sept. 22, 2018 (5-for-5)

Season: 18 by Chandler Carrera, 2018

Field Goals Attempted

Game: 5 by Chandler Carrera vs. Azusa Pacific (H), Sept. 22, 2018 (5-for-5)

Season: 23 by Chandler Carrera, 2018

Most Points Scored

Game: 28 by ShunDerrick Powell vs. Virginia-Wise (H), Sept. 10, 2022 (4 rushing touchdowns)

Season: 126 by ShunDerrick Powell, 2022

Points Scored by Kicking

Game: 17 by Chandler Carrera vs. Azusa Pacific (H), Sept. 22, 2018 (5 field goals, 2 PATs)

Season: 78 by Chandler Carrera, 2018

INTERCEPTIONS

Most Interceptions

Game: 2 by Philjae Bien-Aime at Tennessee Tech; Sept. 16, 2023

Season: 3 by K.J. Smith and A.J. Bracey, 2018

Yards Returned Interceptions

Game: 49 by Terrell Bailey at Indiana State (A) Sept. 1, 2022

Season: 84 by Jalen Dread, 2019 (2 returns)

DEFENSIVE RECORDS

Solo Tackles

Season: 54 by D'Andre Hart, 2019

Assisted Tackles

Season: 39 by Jalen Dread, 2019

Total Tackles

Game: 14 by Edwin White Schultz vs. Mercer (8/26/2023)

Season: 88 by D'Andre Hart, 2019

Tackles for Loss

Game: 4.0 by Maurice Burton, Jr., at Alabama A&M (A), Sept. 8, 2018

Season: 12.0 by Wallace Cowins, Jr., 2019

Quarterback Sacks

Game: 3.0 by Brady Owensby, at Gardner-Webb (A), Nov. 16, 2019

Season: 4.0 by Brady Owensby, 2019; 4.0 by Kam'ron Green, 2022

Pass Break-Ups

Season: 8 by K.J. Smith, 2019

Fumble Recoveries

Game: 2 by Philip Ossai, Sept. 16, 2023 vs. Tenn. Tech

Season: 2 by Christon Taylor, 2018; 2 by David Swen, 2019; 2 by Philip Ossai, 2023

Most Total Blocked Kicks

Season: 2 by Jakob Terry, 2019

UNA'S TOP OFFENSIVE PERFORMANCES

TEAM RUSHING YARDS

550 Delta State	1993
545 Valdosta State	1982
520 Arkansas Tech	1997
506 Fort Valley State	1993
484 Fort Valley State	1994
472 Hampton	1993
463 Fort Valley State	1992
435 West Georgia	1994
432 Albany State	1995
424 Southern Arkansas	1996
417 West Alabama	1997
413 Tennessee-Martin	1969
408 SW Louisiana	1997
403 Henderson State	1995
402 West Georgia	1993

TEAM PASSING YARDS

511 Valdosta State	2014
510 @ Glenville State	2010
492 Harding	2008
473 West Alabama	2005
463 Arkansas Tech	2009
452 West Alabama	2015
450 Florida Tech	2015
446 @Gardner-Webb	2019
446 @Arkansas Tech	2011
439 @Valdosta State	2009
401 @Carson-Newman	2008
398 Southern Arkansas	2002
397 @West Alabama	2011
390 @Monmouth	2019
384 North Greenville	2016
384 West Alabama	2010
374 Glenville State	2011
373 Campbell	2021
372 Ouachita Baptist	2002
371 Tusculum	2005
367 Southern Arkansas	2008
367 Ouachita Baptist	2006
365 @ Southern Arkansas	2011
362 Henderson State	2009
359 North Greenville	2018
358 Harding	2007
351 @Hampton	2021
350 Southeastern Louisiana	2021
350 @ Southern Utah	2018
350 West Alabama	2003
345 @Montana	2019
345 Shorter	2014
342 @ Tarleton State	2023
341 Arkansas Tech (Playoffs)	2009
338 West Georgia	2002
338 Tennessee Tech	2022
335 Carson-Newman (Playoffs)	2003
326 Arkansas Tech	2002
326 @ Kennesaw State	2022
324 Central Arkansas	2002
322 Delta State	1983
322 Delta State	2005
322 Southern Arkansas	2009

321 Henderson State	2010
320 @ Mississippi College	2016
320 @West Alabama (Playoffs)	2011
318 @Monmouth	2021
318 West Georgia	2009
316 West Georgia	2014
315 Ouachita Baptist	2003
315 West Georgia	2007
312 Stillman	2003
308 Harding	2011
304 Valdosta State	2013
302 Jacksonville State	2022

TEAM TOTAL YARDS

752 Arkansas Tech	1997
705 Harding	2008
654 West Alabama	2005
653 North Greenville	2016
650 Florida Tech	2015
646 Delta State	1993
641 Valdosta State	1983
624 Southern Arkansas	2008
620 Shorter	2014
616 Delta State	1983
608 Fort Valley State	1994
607 West Georgia	1993
606 Harding	2007
603 West Georgia	1983
601 @ Arkansas Tech	2011
592 West Alabama	2015
591 @ Mississippi College	2016
591 @ Glenville State	2010
581 Arkansas Tech	2002
571 @ Eastern Kentucky	2022
570 Hampton	1993
565 West Alabama	1993
565 Stillman	2003
565 @ Tarleton State	2023
554 @ Southern Utah	2018
553 West Alabama	2010
549 Arkansas Tech	2003
548 Ouachita Baptsit	2006
544 Arkansas Tech	1995
542 Central Arkansas	2002
542 West Alabama	2003
542 West Georgia	2007
540 West Alabama	1997
540 Fort Valley State	1993
539 West Alabama	1989
537 Indiana, Pa.	1993
536 @Valdosta State	2013
535 West Georgia	2002
528 West Florida	2016
523 @Valdosta State	2015
523 Fort Valley State	1992
523 Valdosta State	2014
520 Kentucky Christian	2012
518 Valdosta State	2009
517 Chattanooga	2023
516 West Alabama	2011
516 Henderson State	2009

515 Central Florida	1983
509 Arkansas-Monticello	1998
507 Tennessee-Martin	1969
507 Southern Arkansas	2002
506 West Georgia	1994
505 Chattanooga	2023
505 UNC Pembroke	2015
505 Tennessee Tech	2022
504 Harding	2006
503 Campbell	2021
503 @ Hampton	1992
503 @ Southwestern La.	1970
503 Southern Arkansas	2004
503 Mississippi College	2015
501 @ Tarleton State	2013

TEAM POINTS SCORED

76 West Alabama	2005
68 Stillman	2003
65 West Georgia	2007
65 West Alabama	1993
63 Southeast Missouri	1956
62 @ Valdosta State	2009
62 UNC Pembroke	2015
59 Arkansas-Monticello	2004
58 @ Mississippi College	2014
58 @ Harding	2007
58 Delta State	1993
58 Alabama A&M	1994
57 @ Valdosta State	2013
57 Southern Arkansas	2008
56 Langston	2014
56 West Alabama	1997
55 Florida Tech	2015
55 @ Florida Tech	2013
55 West Georgia	2009
55 @ Delta State	2008
55 @ Arkansas Tech	2003
54 @ Glenville State	2010
54 @ West Alabama	1990
53 @ Eastern Kentucky	2022
53 @ West Georgia	2008
53 Tennessee-Martin	1949
53 @ Valdosta State	1982
53 Delta State	1983
52 North Greenville	2016
52 West Alabama	2015
52 Harding	2008
52 @ North Greenville	2008
52 West Alabama	1955
52 @ Arkansas Tech	1995
52 Gordon Military	1967
51 West Florida	2016
51 @ Tennessee-Martin	1969
51 @ Union	1952
51 @ Arkansas-Monticello	1998
51 @ West Alabama	1999
50 North Greenville	2009
50 @ West Alabama	1994

UNA'S TOP PERFORMANCES / LONG PLAYS

INDIVIDUAL SINGLE GAME PASSING YARDS

511	Luke Wingo vs. Valdosta State (2014)
446	Christian Lopez at Gardner-Webb (2019)
450	Luke Wingo vs. West Alabama (2015)
447	Lee Chapple vs. Glenville State (2010)
431	Harrison Beck vs. Arkansas Tech (2009)
401	A.J. Milwee vs. Carson-Newman (2008)
398	Luke Wingo vs. Florida Tech (2015)
398	Will Hall vs. Southern Arkansas (2002)
397	Lee Chapple vs. West Alabama (2011)
384	Lee Chapple vs. West Alabama (2010)
383	Christian Lopez vs. Monmouth (2019)
379	Rett Files vs. Campbell (2021)
379	Vinnie Saylor vs. West Alabama (2005)
378	Jacob Tucker vs. North Greenville (2016)
372	Will Hall vs. Ouachita Baptist (2002)
368	A.J. Milwee vs. Ark.-Monticello (2008)
362	Harrison Beck vs. Henderson State (2009)
359	Vinnie Saylor vs. Tusculum (2005)
350	Christian Lopez vs. Southern Utah (2018)
350	Harrison Beck vs. Valdosta State (2009)
350	Jaylen Gipson vs. Southeastern Louisiana (2021)
342	Noah Walters at Tarleton State (2023)
341	Harrison Beck vs. Arkansas Tech (2009)
339	Lee Chapple vs. Arkansas Tech (2011)
338	Will Hall vs. West Georgia (2002)
337	Will Hall vs. North Dakota (2003)
335	Will Hall vs. Carson-Newman (2003)
333	A.J. Milwee vs. Harding (2007)
333	Noah Walters vs. Tennessee Tech (2022)
329	A.J. Milwee vs. Southern Arkansas (2008)
326	Will Hall vs. Arkansas Tech (2002)
326	Noah Walters at Kennesaw State (2022)
324	Will Hall vs. Central Arkansas (2002)
322	Vinnie Saylor vs. Delta State (2005)
322	Luke Wingo vs. Newberry (2015)
321	Lee Chapple vs. Henderson State (2010)
321	Lee Chapple vs. Southern Arkansas (2011)
321	Luke Wingo vs. Shorter (2014)
321	Christian Lopez vs. North Greenville (2018)
320	Christian Lopez at Montana (2019)
320	Jacob Tucker vs. Mississippi College (2016)
320	Lee Chapple vs. West Alabama (2011)
318	A.J. Milwee vs. Valdosta State (2007)
317	Lee Chapple vs. Glenville State (2011)
316	Luke Wingo vs. West Georgia (2014)
314	A.J. Milwee vs. Harding (2008)
313	A.J. Milwee vs. Ouachita Baptist (2006)
312	Will Hall vs. Ouachita Baptist (2003)
308	Will Hall vs. West Alabama (2003)
308	Lee Chapple vs. Harding (2011)

38 TOTAL TIMES ON LIST

9	Lee Chapple, Will Hall
7	A.J. Milwee
6	Luke Wingo
5	Christian Lopez
4	Harrison Beck
3	Noah Walters
3	Vinnie Saylor
2	Jacob Tucker
1	Jaylen Gipson
1	Rett Files

LONGEST RUNS FROM SCRIMMAGE

99	Parker Driggers	Robert Morris	2021
97	Brian Satterfield	Fort Valley State	1993
94	"Brub" Hamilton	Henderson State	1955
91	Brandenn Pickett	Harding	2007
90	Kenyatta Jones	Texas A&M-Kingsville	1994
90	Cody Gross	Carson-Newman	1995
89	Rico Bruton	Delta State	2017
88	Terence Humphrey	Presbyterian	2019
87	Bennie Burns	Tennessee-Martin	1974
86	Terry Stooksberry	Alabama A&M	1977
85	David McCants	West Georgia	2008
81	Jalyn Daniels	Chattanooga	2023
80	Diamond Simmons	Shorter	2012
79	Lamonte Thompson	Delta State	2012
78	Marvin Marsh	West Alabama	1986
78	Kenyatta Jones	West Georgia	1993
77	Greg Manson	Arkansas Tech	1997
76	Diamond Simmons	Kentucky Christian	2012
76	Eric Groom	Alabama A&M	1976
76	Diamond Simmons	Shorter	2014
75	DeMarcus Blount	West Georgia	2002
75	ShunDerrick Powell	Virginia-Wise	2022
75	ShunDerrick Powell	Tarleton State	2022
74	Cody Gross	West Georgia	1993
74	Clarence Johnson	Valdosta State	1982
71	A.J. Lamar	West Georgia	1994
69	Lamonte Thompson	Miles	2013
69	Kyle Rea	Henderson State	1999
69	Antwan Ivey	Central Oklahoma	2011
68	Jarius Hayes	Arkansas Tech	1995
67	Charles Johnson	Valdosta State	1985
67	Cody Gross	West Alabama	1994
67	Damon Cox	Azusa Pacific	2018
66	Clarence Johnson	Virginia Union	1980
66	Jerrold Dennis	Ouachita Baptist	2000
65	Eric Groom	Alabama A&M	1995
64	ShunDerrick Powell	Central Arkansas	2022
64	Marc Merritt	Austin Peay	1974
64	Marc Merritt	Nicholls State	1973
64	Tommy Compton	Delta State	1988
64	Jake Warren	Lambuth	2002

LONGEST PASS PLAYS

94	Travis Carswell-James Moore (no TD)	Arkansas Tech	1997
93	Luke Wingo-Korey Jones (no TD)	West Alabama	2013
92	A.J. Milwee-Bobby Williams	Arkansas-Monticello	2008
90	A.J. Milwee-Ed Gant	Harding	2008
88	Luke Wingo-Jarret Smith	Valdosta State (Playoff)	2014
87	Randy Elmore -Bobby Joe Pride	Arkansas Tech	1971
85	Vinnie Saylor-Martin Huggins	Arkansas-Monticello	2004
84	Cody Gross-Michael Edwards	Central Arkansas	1994
84	Lee Chapple-Jason Smith	Delta State	2011
83	Fred Riley-Jerry Hill	Jacksonville State	1980
83	A.J. Milwee-Ed Gant	Southern Arkansas	2008
83	A.J. Milwee-Trey Gorman	Ouachita Baptist	2006
80	Steve Clark-Myles Smith	Troy State	1975
78	Noah Walters-Demarcus Lacey	Tarleton State	2022
78	Allen Elkins-Roger Mathis	Central Arkansas	1968
78	A.J. Milwee-Reggie Hubbard	Ouachita Baptist	2007
78	Dusty Goodwin-Jason Messing	West Georgia	2007
77	Luke Wingo-Delvon Carpenter	Delta State	2014
77	Luke Wingo-Dre Hall	West Alabama	2015
76	Rett Files-Takairee Kenebrew	Charleston Southern	2021
76	Dallas Metcalf-Tony Morrow	Miles College	1985
76	Randy Elmore-Danny Kimble	Troy State	1970
76	Will Hall-Taris Birt	Central Arkansas	2003

ALL-TIME LONGEST PLAYS

75	A.J. Milwee-Joemal Campbell	Tusculum	2007
75	Christian Lopez-Cortez Hall	Western Illinois	2019
75	Christian Lopez-Cortez Hall	Montana	2019
74	A.J. Milwee-Ed Gant	Ouachita Baptist	2007
74	Tyler Peterson-Isaac Mitchell	Arkansas-Monticello	1998
72	Stacey Stewart-Troy Nelson	Valdosta State	1991
72	Jake Warren- Randy Vickers	Ouachita Baptist	2001
71	Jacob Tucker-Jason Smith	Lenoir-Rhyne	2013
71	Gerald Goodman-Myles Smith	Delta State	1977
71	Rusty Towery-Melvin Brown	Alabama A&M	1982
70	Will Hall-Patrick Wilson	West Alabama	2002
70	Lee Chapple-Tristan Purifoy	Arkansas Tech	2011
69	Lonnie Mister-Stevie Hobbs	Jacksonville State	1986
69	Will Hall-Taris Birt	Carson-Newman	2003
69	Harrison Beck-Mico McSwain	Arkansas Tech	2009
68	Chris Alexander-Marcus McQuarley	Arkansas Tech	2011
68	DeMarcus Blount-Marcus Lewis	Arkansas-Monticello	2004
68	A.J. Milwee-Ed Gant	Arkansas-Monticello	2008
68	Steve Clark-Roger Ralph	Jacksonville State	1974

LONGEST PUNTS

80	John Crittenden	Central Missouri	1991
73	Guy Cox	Virginia Union	1980
73	Tony Faggioni	Arkansas Tech	1995
73	Tony Faggioni	Arkansas Tech	1998
72	Scott DeMott	West Alabama	1987

LONGEST MADE FIELD GOALS

54	Taylor Pontius	Valdosta State	2014
51	Taylor Pontius	Shorter	2014
51	J.D. Lane	West Alabama	1988
51	J.D. Lane	Central Florida	1988
51	James Knowles	West Alabama	1985
50	Kevin Henke	UNC Pembroke	2016
50	Michael Schuster	Kentucky Christian	2012
49	Kevin Henke	Valdosta State	2016
49	Jamie Stoddard	Alabama A&M	1995
49	James Knowles	Alabama A&M	1985
49	James Knowles	Valdosta State	1982
49	Nelson McMurray	Middle Tenn. State	1980
49	J.D. Lane	Jacksonville State	1987
48	Creig Bell	Alabama A&M	1976
49	Travis Johnston	Arkansas-Monticello	2001
49	Michael Schuster	Jacksonville State	2013
48	Joe Gurley	Western Illinois	2019
47	Chandler Carrera	Mississippi College	2018
47	Kevin Henke	Jacksonville State	2016
47	Kevin Henke	West Georgia	2016
47	Kevin Henke	Shorter	2016
47	Tom Schneider	Carson-Newman	2008
47	Scott Shurden	Harding	2007
47	Jamie Stoddard	Mississippi College	1993
47	J.D. Lane	Delta State	1988
47	J.D. Lane	Jacksonville State	1988
47	Nelson McMurray	Eastern Illinois	1980
47	Nelson McMurray	Alabama A&M	1978
47	Nelson McMurray	Delta State	1980
47	James Knowles	Virginia Union	1983
47	Kevin Pearce	Delta State	1997
46	Chandler Carrera	Mississippi College	2018
46	Michael Schuster	Kentucky Christian	2012
46	Tom Schneider	Harding	2008

46	Brad Stepp	Valdosta State	1991
46	James Knowles	Valdosta State	1985
46	James Knowles	Alabama A&M	1984
46	William McCormick	West Alabama	1972
46	Kevin Henke	Delta State	2015
45	Mike Berry	Troy State	1989
45	Yuta Fukuda	Central Arkansas	2005
45	Nathen O'Jibway	Abilene Christian	2011
45	Michael Schuster	Valdosta State	2013

LONGEST PUNT RETURNS

92	Janoris Jenkins	West Alabama	2011
91	Anthony Merritt	West Georgia	2003
89	Janoris Jenkins	Southern Arkansas	2011
88	Anthony Merritt	Delta State	2005
87	Janoris Jenkins	Glenville State	2011
85	"Brub" Hamilton	Henderson State	1952
85	Leonard Thomas	Jacksonville State	1969

LONGEST KICKOFF RETURNS

100	Bobby Joe Pride	Tennessee-Martin	1970
100	Delvon Carpenter	West Florida	2017
99	Troy Nelson	Tennessee-Martin	1989

LONGEST INTERCEPTION RETURNS

93	Caleb Massey	Texas A&M-Kingsville	2012
90	Lyle Underwood	Middle Tenn.St.	1959
80	Khyle Jackson	North Greenville	2016
78	Corey Harris	Alabama A&M	1997
77	Michael Johnson	Delta State	2008
75	Troy Nelson	Delta State	1989
72	Dwain Smith	Central Washington	2017
71	Anton Bowen	Southern Arkansas	2008
70	Philbert Martial	Western Oregon	2014
69	Blake Farris	Valdosta State	2005
65	Harlon Hill	Troy State	1951
65	Jim Grant	Troy State	1965
64	Kevin Logan	Tennessee-Martin	1978
62	Jalen Dread	Charleston Southern	2019

LONGEST FUMBLE RETURNS

99	Craig Fox	Southern Arkansas	2007
91	Neal Mitchell, Jr.	Ouachita Baptist	2007



LONGEST PLAYS OF UNA'S FCS ERA

Rush: 99 by Parker Driggers vs. Robert Morris (H), Oct. 16, 2021
Pass: 78 by Noah Walters to Demarcus Lacey vs. Tarleton State (H), Sept. 24, 2022
Punt: 61 by Joe Gurley vs. Alabama A&M (H), Sept. 14, 2019 & 61 by Joe Gurley vs. Presbyterian (H), Sept. 28, 2019
Kickoff Return: 94 by Andre Little vs. Campbell (H), Nov. 2, 2019
Punt Return: 23 by Kobe Warden vs. Robert Morris (H), Oct. 16, 2021
Interception Return: 62 by Jalen Dread at Charleston Southern (H), Oct. 19, 2019

SERIES RECORDS

Record vs. All Opponents 1949-2023

Opponent	Record	First /Last Meeting				
Abilene Christian (Texas)	1-0-0	2011	2011	Mississippi College	19-14-2	1963 2018
Alabama A&M	19-4-1	1975	2019	Missouri State	2-0-0	1981 1982
Albany State (Ga.)	4-1-0	1989	1996	Monmouth (N.J.)	0-2-0	2019 2021
Appalachian State (N.C.)	1-2-0	1971	1973	Montana	0-1-0	2019 2019
Arkansas State	4-11-1	1951	1966	Morningside (Iowa)	1-0-0	1957 1957
Arkansas Tech	13-3-0	1970	2011	Murray State (Ky.)	5-3-0	1954 1961
Arkansas-Monticello	9-3-0	1998	2009	Newberry College (S.C.)	3-0-0	1991 2015
Austin Peay State (Tenn.)	13-7-0	1949	2022	Nicholls State (La.)	3-2-0	1973 2021
Azusa Pacific	1-0-0	2018	2018	North Carolina A&T	0-1-0	2021 2021
Bethel College (Tenn.)	2-0-0	1949	1950	North Carolina Central	1-0-0	2005 2005
Bloomsburg (Pa.)	1-0-0	1985	1985	North Carolina-Pembroke	4-0-0	2013 2016
BYU (Utah)	0-1-0	2020	2020	North Dakota	1-1-0	1994 2003
Campbell	1-2-0	2018	2021	North Dakota State	0-2-0	1985 2018
Carson-Newman (Tenn.)	8-2-0	1978	2009	North Greenville (S.C.)	5-0-0	2008 2018
Central Arkansas	15-6-0	1951	2022	Northwest Missouri State	0-3-0	2005 2016
(formerly State College of Arkansas)				Northwestern State (La.)	2-4-0	1962 1973
Central Florida	2-2-0	1980	1989	Ouachita Baptist (Ark.)	4-3-0	2000 2010
Central Missouri State	2-0-0	1991	1992	Pensacola NAS (Fla.)	0-1-0	1954 1954
Central Oklahoma	1-0-0	2011	2011	Pittsburg State (Kan.)	1-2-0	1995 2000
Central State of Ohio	0-1-0	1983	1983	Portland State (Ore.)	1-0-0	1993 1993
Central Washington	0-1-0	2017	2017	Presbyterian	1-0-0	2019 2019
Charleston Southern (S.C.)	1-1-0	2019	2021	Robert Morris	1-0-0	2021 2021
Chattanooga	1-3-0	1963	2023	St. Bernard (Ala.)	2-0-0	1949 1950
College of Ozarks (Mo.)	1-0-0	1950	1950	Samford (Ala.)	6-4-2	1949 2002
Delta State (Miss.)	34-26-1	1960	2017	(formerly Howard College)		
East Tennessee State	5-1-0	1954	1979	Savannah State (Ga.)	2-0-0	1984 1985
Eastern Illinois	0-1-0	1980	1980	Shepherd (Va.)	1-0-0	2016 2016
Eastern Kentucky	0-1-0	2022	2022	Shorter (Ga.)	7-0-0	2012 2018
Elon (N.C.)	0-1-0	1999	1999	Southeast Missouri State	1-0-0	1956 1956
Ferris State (Mich.)	1-0-0	1995	1995	Southeastern Louisiana	1-10-2	1957 2021
Florida Tech	4-0-0	2013	2017	Southern Arkansas	11-4-0	1996 2011
Fort Valley State (Ga.)	4-1-0	1985	1994	Southern Mississippi	0-1-0	2020 2020
Gardner-Webb (N.C.)	1-0-0	2019	2019	Southern Utah	1-0-0	2018 2018
Glenville State (W.V.)	2-0-0	2010	2011	Louisiana-Lafayette	1-0-0	1997 1997
Gordon Military (Ga.)	1-0-0	1967	1967	Stillman (Ala.)	1-0-0	2003 2003
Hampton (Va.)	3-1-0	1992	2021	Tarleton State (Texas)	1-3-0	2012 2023
Harding (Ark.)	7-6-0	2000	2012	Tennessee-Martin	19-12-1	1949 1990
Henderson State (Ark.)	20-4-0	1952	2010	Tennessee Tech	3-5-1	1953 2023
Indiana-Pennsylvania	1-0-0	1993	1993	Texas A&M-Commerce	0-1-0	2017 2017
Indiana State	0-1-0	2022	2022	Texas A&M-Kingsville	6-0-0	1993 2013
Jackson State (Miss.)	1-0-0	2018	2018	Troy State (Ala.)	23-21-0	1949 1992
Jacksonville St. (Ala.)	18-29-3	1949	2022	Tusculum (Tenn.)	4-0-0	2004 2007
Kennesaw State (Ga.)	0-3-0	2019	2022	Tuskegee Institute (Ala.)	3-1-0	1979 2015
Kentucky Christian	1-0-0	2012	2012	Union University (Tenn.)	2-0-0	1951 1952
Lambuth (Tenn.)	3-0-0	2001	2010	Valdosta State (Ga.)	25-16-1	1982 2017
Lane College (Tenn.)	1-0-0	1981	1981	Vanderbilt (Tenn.)	0-1-0	1959 1959
Langston College (Okla.)	3-0-0	1979	2014	Virginia State	1-0-0	1987 1987
Lenoir-Rhyne (N.C.)	0-1-0	2013	2013	Virginia Union	2-0-0	1980 1983
Liberty (Va.)	0-1-0	2020	2020	Virginia-Wise	1-0-0	2022 2022
Louisiana College	2-1-0	1964	1968	West Alabama	52-18-1	1949 2017
McNeese State (La.)	0-2-0	1958	1959	(formerly Livingston)		
Memphis	0-1-0	2022	2022	West Florida	1-2-0	2016 2018
Mercer	0-1-0	2023	2023	West Georgia	22-13-0	1983 2017
Middle Tennessee State	6-14-0	1949	1980	Western Carolina (N.C.)	0-1-0	1974 1974
Miles College (Ala.)	9-0-0	1982	2015	Western Illinois	1-0-0	2019 2019
				Western Oregon	1-1-0	2014 2015
				Youngstown State (Ohio)	0-1-0	1994 1994
				Totals	482-300-16	

LIONS TV GAMES

1980 • ABC

Eastern Illinois 56, UNA 31
NCAA Division II Semifinals at Florence, Ala.

1981 • ABC

UNA 24, Troy State 13
Regular season game at Troy, Ala.

1983 • CBS

UNA 42, Troy State 21
Regular season game at Troy, Ala.

1983 • ABC

Central State-Ohio 27, UNA 24
NCAA Division II Semifinals at Florence, Ala.

1985 • ESPN

North Dakota State 35, UNA 7
NCAA Division II Championship Game
Palm Bowl at McAllen, Texas

1993 • WAAY-TV/ABC

UNA 45, Hampton 20
NCAA Division II Quarterfinal Playoff Game
at Florence, Ala.

1993 • ESPN

UNA 41, Indiana, Pa. 34
NCAA Division II Championship Game
at Florence, Ala.

1994 • WAAY-TV/ABC

UNA 58, Alabama A&M 13
Regular season game at Florence, Ala.

1994 • WAAY-TV/ABC

UNA 28, vs. Central Arkansas 21
Regular season game at Florence, Ala.

1994 • SPORTSOUTH

UNA 38, Valdosta State 21
Regular season game at Florence, Ala.

1994 • MIDWEST

SPORTSCHANNEL, WAAY-TV/ABC
UNA 35, North Dakota 7
NCAA Division II Semifinals at Florence, Ala.

1994 • ESPN2, WAAY-TV/ABC

UNA 16, vs. Texas A&M-Kingsville 10
NCAA Division II Championship Game
at Florence, Ala.

1995 • WAAY-TV/ABC

UNA 49, Alabama A&M 10
Regular season game at Huntsville, Ala.

1995 • WAAY-TV/ABC

UNA 30, Delta State 0
Regular season game at Cleveland, Miss.

1995 • WAAY-TV/ABC

UNA 42, West Alabama 10

Regular season game at Florence, Ala.

1995 • WAAY-TV/ABC

UNA 45, Ferris State 7
NCAA Division II Semifinals at Florence, Ala.

1995 • ESPN

UNA 27, Pittsburg State 7
NCAA Division II Championship Game
at Florence, Ala.

1996 • WAAY-TV/ABC

UNA 47, Alabama A&M 0
Regular season game at Florence, Ala.

1997 • WAAY-TV/ABC

UNA 49, Alabama A&M 20
Regular season game at Huntsville, Ala.

2000 • CSS

Delta State 42, UNA 35
Regular season game at Cleveland, Miss.

2000 • CSS

Valdosta State 45, UNA 21
Regular season game at Florence, Ala.

2000 • CSS

UNA 49, Alabama A&M 20
Regular season game at Huntsville, Ala.

2003 • WAFF/NBC

North Dakota 29, UNA 22
NCAA Division II Semifinals at Grand Forks, N.D.

2004 • CSS

UNA 28, Tuusculum 7
Regular season game at Greeneville, Tenn.

2005 • CSS

Central Arkansas 29, UNA 26
Regular season game at Conway, Ark.

2005 • CSS

Valdosta State 26, UNA 23
Regular season game at Valdosta, Ga.

2005 • CSS/ESPN

NW Missouri State 25, UNA 24
NCAA Division II Semifinals at Florence, Ala.

2006 • CSS

UNA 41, Harding 14
Regular season game at Florence, Ala.

2006 • CSS

Delta State, 27. UNA 10
NCAA Division II Quarterfinal at Florence, Ala.

2007 • CSS

UNA 58, Harding 17
Regular season game at Searcy, Ark.

2007 • CSS

UNA 28, Delta State 17
Regular season game at Florence, Ala.

2008 • CBS COLLEGE SPORTS

UNA 20, Carson-Newman 13
Regular season game at Jefferson City, Tenn.

2008 • CSS

UNA 52, Harding 0
Regular season game at Florence, Ala.

2008 • CSS

Delta State 34, UNA 28
Regular season game at Cleveland, Miss.

2008 • CSS

UNA 55, Delta State 34
NCAA Division II Quarterfinal at Cleveland, Miss.

2008 • ESPN2

NW Missouri State 41, UNA 7
NCAA Division II Semifinal at Maryville, Mo.

2009 • CSS

UNA 34, Delta State 24
Regular season game at Florence, Ala.

2009 • CBS COLLEGE SPORTS

UNA 62, Valdosta State 27
Regular season game at Valdosta, Ga.

2010 • CSS

Valdosta State 5, UNA 0
Regular season game at Florence, Ala.

2010 • CSS

UNA 31, Delta State 7
Regular season game at Cleveland, Miss.

2011 • CSS

UNA 31, Central Oklahoma 10
Regular season game at Florence, Ala.

2011 • WHDF

UNA 23, Abilene Christian 17
Regular season game at Dallas, Texas

2011 • CSS

Delta State 30, UNA 24 (OT)
Regular season game at Florence, Ala.

2011 • CSS

West Alabama 31, UNA 26
Regular season game at Livingston, Ala.

2012 • CSS

West Georgia 38, UNA 23
Regular season game at Carrollton, Ga.

2012 • CSS

Tarleton State 38, UNA 28
Regular season game at Florence, Ala.

2012 • CSS

West Alabama 42, UNA 27
Regular season game at Livingston, Ala.

2013 • CSS/ESPN3

UNA 42, Miles 7
Regular season game at Florence, Ala.

2013 • CSS/ESPN3

UNA 49, Texas A&M-Kingsville 17
Regular season game at Florence, Ala.

2016 • ASN

UNA 44, Valdosta State 19
Regular season game at Florence, Ala.

2016 • ESPN2

NW Missouri State 29, UNA 3
NCAA Division II Championship Game
Kansas City, Kansas

2023 • ESPN / ESPN

Mercer 17, North Alabama 7
FCS Kickoff at the Cramton Bowl
Montgomery, Ala.

THE UNA LIONS
ON TELEVISION: 32-20

ON ABC: 1-2

ON ASN: 1-0

ON CBS: 1-0

ON ESPN: 2-2

ON ESPN 2: 1-2

ESPN: 0-2

ON CSS: 12-13

(Comcast/Charter Sports Southeast)

ON CBS COLLEGE SPORTS: 2-0

ON SPORTSOUTH: 1-0

ON SPORTSCHANNEL: 1-0

ON WAAY: 11-0

ON WAFF: 0-1

ON WHDF: 1-0

* Numerous other UNA games have been
broadcast over ESPN3

** The 2023 game between UNA and Mercer was aired
on ESPN until the 3rd quarter due to weather delays.
When the game restarted, it moved to ESPN.

ALL-TIME UNA HOME ATTENDANCE

UNA HOME ATTENDANCE AT BRALY STADIUM - 1979-2023

	TOTAL SEASON			REGULAR SEASON			POST SEASON		
	Games	Total	Average	Games	Total	Average	Games	Total	Average
2023	1	9,361		1	9,361				
2022	4	30,827	7,707	4	30,827	7,707			
2021	6	43,050	7,175	6	43,050	7,175			
2020*	1	4,632	4,632	1	4,632	4,632			
2019	5	47,738	9,548	5	47,738	9,548			
2018	5	33,774	6,755	5	33,774	6,755			
2017	5	37,489	7,498	5	37,489	7,498			
2016	7	53,693	7,670	5	44,322	8,864	2	9,371	4,685
2015	7	55,789	7,970	5	46,274	9,254	2	9,515	4,757
2014	6	54,389	9,065	5	49,175	9,835	1	5,214	5,214
2013	6	59,450	9,908	5	52,687	10,537	1	6,763	6,763
2012	5	48,991	9,798	5	48,991	9,798			
2011	5	49,169	9,834	5	49,169	9,834			
2010	5	50,664	10,133	5	50,664	10,133			
2009	8	75,115	9,389	6	60,472	10,079	2	14,643	7,321
2008	6	57,832	9,639	5	50,797	10,159	1	7,035	7,035
2007	7	56,811	8,116	6	51,236	8,539	1	5,575	5,575
2006	6	60,548	10,091	4	43,327	10,832	2	17,221	8,610
2005	6	48,399	8,066	5	39,978	7,996	1	8,421	8,421
2004	5	26,313	5,263	5	26,313	5,263			
2003	7	58,192	8,313	5	41,847	8,369	2	16,345	8,173
2002	5	21,376	4,275	5	21,376	4,275			
2001	5	17,880	3,576	5	17,880	3,576			
2000	5	19,618	3,923	5	19,618	3,923			
1999	6	26,074	4,345	6	26,074	4,345			
1998	4	20,919	5,229	4	20,919	5,229			
1997	5	41,420	8,284	5	41,420	8,284			
1996	5	45,654	9,131	5	45,654	9,131			
1995	9	71,108	7,900	5	37,935	7,587	4	33,173	8,293
1994	8	72,889	9,111	4	41,382	10,346	4	31,507	7,877
1993	9	65,604	7,289	5	34,884	6,977	4	30,720	7,680
1992	7	46,871	6,695	6	41,087	6,848	1	5,784	5,784
1991	5	18,150	3,630	5	18,150	3,630			
1990	5	37,378	7,476	5	37,378	7,476			
1989	6	35,640	5,940	6	35,640	5,940			
1988	5	22,250	4,450	5	22,250	4,450			
1987	6	25,750	4,292	6	25,750	4,292			
1986	6	32,500	5,417	6	32,500	5,417			
1985	8	49,100	6,138	6	42,620	7,103	2	6,480	3,240
1984	6	37,100	6,183	6	37,100	6,183			
1983	8	47,000	7,833	6	39,462	6,577	2	7,538	3,769
1982	5	37,000	7,400	5	37,000	7,400			
1981	6	50,000	8,333	6	50,000	8,333			
1980	8	66,000	8,250	5	48,000	9,600	2	18,000	9,000
1979	6	39,300	6,550	6	39,300	6,550			

* Capacity was limited in 2020 due to the COVID-19 Pandemic.

ALL-TIME UNA HOME ATTENDANCE

ATTENDANCE AT UNA HOME PLAYOFF GAMES

Year	Opponent	Attendance
1980	Virginia Union	8,000
1980	Eastern Illinois	10,000
1983	Virginia Union	5,000
1983	Central State	2,538
1985	Fort Valley State	3,780
1985	Bloomsburg	2,700
1992	Jacksonville State	5,784
1993	Carson-Newman	4,748
1993	Hampton	5,349
1993	Texas A&M-Kingsville	4,992
1993	Indiana, Pa.	15,631
1994	Carson-Newman	5,248
1994	Valdosta State	7,039
1994	North Dakota	5,694
1994	Texas A&M-Kingsville	13,526
1995	Albany State	3,717
1995	Carson-Newman	6,349
1995	Ferris State	7,866
1995	Pittsburg State	15,241
2003	Southern Arkansas	7,132
2003	Carson-Newman	9,213
2005	Northwest Missouri State	8,421
2006	Newberry	9,142
2006	Delta State	8,079
2007	Delta State	5,575
2008	Valdosta State	7,035
2009	Arkansas Tech	6,432
2009	Carson-Newman	8,211
2013	Tuskegee	6,763
2014	Valdosta State	5,214
2015	Newberry	4,284
2015	Tuskegee	5,231
2016	UNC Pembroke	4,258
2016	North Greenville	5,113

UNA NATIONAL RANKING IN NCAA DIVISION II ATTENDANCE

Year	Home Games/Total	Average	DII Rank
2017	5 / 37,489	7,498	10th
2016	7 / 53,693	7,670	12th
2015	7 / 55,789	7,970	5th
2014	6 / 54,389	9,065	4th
2013	6 / 59,450	9,908	4th
2012	5 / 48,991	9,798	7th
2011	5 / 49,169	9,834	5th
2010	5 / 50,664	10,133	5th
2009	8 / 75,115	9,389	5th
2008	6 / 57,832	9,639	5th
2007	7 / 56,811	8,115	10th
2006	6 / 60,548	10,091	4th
2005	6 / 48,399	8,066	9th
2004			
2003	7 / 58,192	8,313	9th

UNA LED BIG SOUTH CONFERENCE IN ATTENDANCE IN 2019

School	Games	Average
North Alabama	5	9,548
Hampton	6	7,218
Kennesaw State	6	5,875
Campbell	6	5,400
Charleston Southern	5	3,552
Gardner-Webb	5	3,106
Monmouth	7	2,780
Presbyterian	7	1,687

UNA RANKED SECOND IN ASUN CONFERENCE IN ATTENDANCE IN 2022

School	Average	Nat. Ranking
Jacksonville State	18,161	5
North Alabama	7,707	43
Central Arkansas	7,306	49
Austin Peay	6,569	59
Kennesaw State	5,626	68

* UNA ranked 23rd in average FCS attendance in 2019.

* UNA ranked 43rd of 130 FCS schools in average attendance in 2022.

UNA COACHING RECORDS

ALL-TIME UNA HEAD FOOTBALL COACHES (1949-Present)

Coach	Years	Record	Winning Pct.	Playoff Appearances
Hal Self	1949-69	109-81-8	57.1	
Durell Mock	1970-72	8-24-0	25.0	
Mickey Andrews	1973-76	18-21-1	46.2	
Wayne Grubb	1977-87	84-33-6	70.7	3
Bobby Wallace	1988-97	82-36-1	69.3	6
Bill Hyde	1998-2001	20-21	48.7	
Mark Hudspeth	2002-08	66-21	75.8	5
Terry Bowden	2009-11	29-9	76.3	3
Bobby Wallace	2012-16	44-15	74.6	4
Chris Willis	2017-22	20-34	37.0	
Ryan Held (Interim)	2022	0-3	0.0	
Brent Dearmon	2023-Pres.	2-2	50.0	

ALL-TIME UNA HEAD FOOTBALL COACHES (By Wins)

Coach	Years	Record	Winning Pct.	Playoff Appearances
Bobby Wallace	1988-97, 12-16	126-51-1	71.1	10
Hal Self	1949-69	109-81-8	57.1	
Wayne Grubb	1977-87	84-33-6	70.7	3
Mark Hudspeth	2002-08	66-21	75.8	5
Terry Bowden	2009-11	29-9	76.3	3
Bill Hyde	1998-2001	20-21	48.7	
Chris Willis	2017-22	20-34	37.0	
Mickey Andrews	1973-76	18-21-1	46.2	
Durell Mock	1970-72	8-24-0	25.0	
Brent Dearmon	2023-Pres.	2-2	50.0	
Ryan Held (Interim)	2022	0-3	0.0	

ALL-TIME UNA HEAD FOOTBALL COACHES (By Percentage)

Coach	Years	Record	Winning Pct.	Playoff Appearances
Terry Bowden	2009-11	29-9	76.3	3
Mark Hudspeth	2002-08	66-21	75.8	5
Bobby Wallace	1988-97, 12-16	126-51-1	71.1	10
Wayne Grubb	1977-87	84-33-6	70.7	3
Hal Self	1949-69	109-81-8	57.1	
Brent Dearmon	2023-Pres.	2-2	50.0	
Bill Hyde	1998-2001	20-21	48.7	
Mickey Andrews	1973-76	18-21-1	46.2	
Chris Willis	2017-22	20-34	37.0	
Durell Mock	1970-72	8-24-0	25.0	
Ryan Held (Interim)	2022	0-3	0.0	

ALL-TIME UNA HEAD FOOTBALL COACHES (Post-Season)

Coach	Appearances	Record	Winning Pct.	QF	SF	F	Championships
Bobby Wallace	10	19-7	73.1	6	4	4	3
Mark Hudspeth	5	9-5	64.3	5	3	0	0
Wayne Grubb	3	4-3	57.1	3	3	1	0
Terry Bowden	3	3-3	50.0	1	0	0	0

ALL-TIME UNA HEAD FOOTBALL COACHES (Playoff Appearances)

Coach	Appearances	Years in Playoffs									
Bobby Wallace	10	1990	1992	1993	1994	1995	1997	2013	2014	2015	2016
Mark Hudspeth	5	2003	2005	2006	2007	2008					
Wayne Grubb	3	1980	1983	1985							
Terry Bowden	3	2009	2010	2011							

Single Game Career Highs - Key Players

1 - DeMarcus Lacey, RB

<i>Rushes</i>	23 at Tennessee Tech	9-16-23
<i>Rushing yards</i>	139 at Tennessee Tech	9-16-23
<i>Rushing TDs</i>	2 at Tarleton State	9-9-23
<i>Long Run</i>	43 vs. UVA Wise	9-10-21
<i>Pass Receptions</i>	6 at ECU	10-22-22
<i>Receiving Yards</i>	108 vs. Tarleton State	9-24-22
<i>Receiving TDs</i>	2 at ECU	10-22-22
<i>All-Purpose Yards</i>	139 at Tennessee Tech	9-16-23

2 - TJ Smith, QB

<i>Completions</i>	2 vs. Mercer	8-26-23
<i>Attempts</i>	7 vs. Mercer	8-26-23
<i>Passing yards</i>	27 vs. Mercer	8-26-23
<i>Passing TDs</i>	1 at Tennessee Tech	9-16-23
<i>Long completion</i>	26 at Tennessee Tech	9-16-23
<i>Rush attempts</i>	7 vs. Mercer	8-26-23
<i>Rush yards</i>	21 vs. Mercer	8-26-23
<i>Rush TDs</i>	1 vs. Mercer	8-26-23
<i>Long rush</i>	15 vs. Mercer	8-26-23

4 - Parker Driggers, RB

<i>Rushes</i>	16 at Tarleton State	9-9-23
<i>Rushing yards</i>	145 vs. Robert Morris	10-16-21
<i>Rushing TDs</i>	3 vs. Robert Morris	10-16-21
<i>Long Run</i>	99 vs. Robert Morris	10-16-21
<i>Pass Receptions</i>	5 at BYU & Nicholls State	2020 & 2021
<i>Receiving Yards</i>	44 vs. Southeastern Louisiana	9-4-21
<i>Receiving TDs</i>	1 at Nicholls State	9-25-21
<i>All-Purpose Yards</i>	255 vs. Robert Morris	10-16-21

5 - Takairree Kennebrew, WR

<i>Receptions</i>	7 vs. Southeastern Louisiana	9-4-21
<i>Receiving yards</i>	172 yards vs. Chattanooga	9-2-23
<i>Receiving TDs</i>	3 — (four times), SELA, Charleston S.	2021
	3 vs. Kennesaw State	2022
	3 vs. Chattanooga	2023
<i>Long reception</i>	76 vs. Charleston Southern	10-23-21

6 - Noah Walters, QB

<i>Completions</i>	36 at Tarleton State	9-9-23
<i>Attempts</i>	63 at Tarleton State	9-9-23
<i>Passing TDs:</i>	3 — (four times) at KSU, JSU, ECU	2022
	3 vs. Chattanooga	2023
<i>Passing yards</i>	342 at Tarleton State	9-9-23
<i>Long completion</i>	78 vs. Tarleton State	9-24-22
<i>Rush attempts</i>	13 vs. Tarleton State	9-24-22
<i>Rush yards</i>	60 at Eastern Kentucky	10-22-22
<i>Rush TDs</i>	1 (three times at Eastern Kentucky & APSU)	2022
	1 at Tarleton State	2023
<i>Long rush</i>	26 at Tarleton State	2023

11 - Jalyn Daniels, RB

<i>Rushes</i>	8 vs. Chattanooga	9-2-23
<i>Rushing yards</i>	147 vs. Chattanooga	9-2-23
<i>Long Run</i>	81 vs. Chattanooga	9-2-23
<i>Pass Receptions</i>	1 at Central Arkansas / vs. Austin Peay	2022
<i>Receiving Yards</i>	2 vs. Austin Peay	11-5-22
<i>All-Purpose Yards</i>	203 vs. Chattanooga	9-2-23

14 - Kobe Warden, WR

<i>Receptions</i>	6 vs. Mercer	8-26-23
<i>Receiving yards</i>	47 vs. Robert Morris	10-16-21
<i>Receiving TDs</i>	1 vs. Robert Morris	10-16-21
<i>Long reception</i>	32 vs. Robert Morris	10-16-21
<i>Long Rush</i>	15 vs. Mercer	8-26-23

0 - Kam'ron Green, DL

<i>Total Tackles</i>	5 vs. Kennesaw State / at ECU	2022
<i>Solo Tackles</i>	3 at Central Arkansas; at TN Tech	2022/2023
<i>Tackles for Loss</i>	2.0 at Tennessee Tech	9-16-23
<i>Sacks</i>	1.0 — four times	2022/2023
<i>Sack Yardage</i>	9 vs. Austin Peay	11-5-22

1 - Edwin White Schultz, DB

<i>Total Tackles</i>	14 vs. Mercer	8-26-23
<i>Solo Tackles</i>	9 vs. Mercer	8-26-23
<i>Tackles for Loss</i>	1.0 vs. Mercer	8-26-23
<i>Forced Fumbles</i>	1 vs. Mercer	8-26-23

3 - KJ Trujillo, DB

<i>Total Tackles</i>	4 vs. Tarleton State / Jax State / at TN Tech	22/23
<i>Solo Tackles</i>	4 at Tennessee Tech	2023
<i>Tackles for Loss</i>	1.0 vs. UVA Wise	9-10-22
<i>Pass Break-ups</i>	1 — 6 times	2022/2023
<i>Interceptions</i>	1 at Indiana State	9-1-22
<i>Forced Fumbles</i>	1 at Tarleton State	9-9-23
<i>Fumble Recoveries</i>	1 at Tarleton State	9-9-23

7 - Philjae Bien-Aime

<i>Total Tackles</i>	6 at Mercer	2023
<i>Solo Tackles</i>	4 vs. Chattanooga	2023
<i>Interceptions</i>	2 at Tennessee Tech	2023

8 - Shaun Myers, LB

<i>Total Tackles</i>	12 vs. Jacksonville State	10-15-22
<i>Solo Tackles</i>	7 vs. Jacksonville State	10-15-22
<i>Tackles for Loss</i>	1.0 vs. Jacksonville State	10-15-22

9 - Gregory Reddick, DB

<i>Total Tackles</i>	13 vs. Chattanooga	9-2-23
<i>Solo Tackles</i>	9 vs. Chattanooga	9-2-23
<i>Tackles for Loss</i>	1.0 (twice) vs. Mercer/Chattanooga	2023

10 - Amauri Floyd, LB

<i>Total Tackles</i>	11 at Tennessee Tech	2023
<i>Tackles for Loss</i>	1 @ Charleston So. / @ Tenn. Tech	2021 (RMU)/2023
<i>Sacks</i>	1 @ Tenn. Tech	2023
<i>Interceptions</i>	1 @ Campbell	2022 (RMU)

22 - AJ Phillips, LB

<i>Total Tackles</i>	11 vs. Kennesaw State	10-8-22
<i>Solo Tackles</i>	6 at Chattanooga	9-17-22
<i>Tackles For Loss</i>	1.0 vs. UVA Wise / Jacksonville State	2022
<i>Sacks</i>	1 vs. UVA Wise	9-10-22

44 - Philip Ossai, DL

<i>Total Tackles</i>	9 at Kennesaw State	10-8-22
<i>Solo Tackles</i>	5 at Chattanooga; at Tarleton State	2022/2023
<i>Tackles For Loss</i>	2.0 at Tarleton State	9-9-23
<i>Sacks</i>	1 vs. UVA Wise / at UCA	2022
	1 at Tarleton State / at Tennessee Tech	2023

37 - Sam Contorno, PK

<i>Career Field Goals</i>	13-for-17	
<i>Long Field Goal</i>	43 at Eastern Kentucky	10-22-22

The Last Time

NORTH ALABAMA

Kickoff Return for a Touchdown:

November 2, 2019 -
Andre Little 94 yards vs. Campbell

Punt Return for a Touchdown:

October 15, 2016 -
Philbert Martial 55 yards vs. Shorter

Interception Return for a Touchdown:

October 19, 2019
Jalen Dread vs. Charleston Southern (62 yards)

Fumble Return for a Touchdown:

October 23, 2021
Will Evans 2 yards vs. Charleston Southern.

UNA Blocked a Punt:

October 23, 2021
by Chase Brown vs. Charleston Southern.

UNA Blocked a Field Goal:

October 8, 2022
by Kam'Ron Green at Kennesaw State

UNA Blocked an Extra Point:

October 2, 2021
vs. Campbell

UNA was Held Scoreless:

November 19, 2022
Memphis 59, UNA 0. First time held scoreless since 2021 against Chattanooga.

UNA was Held Scoreless at Braly:

September 11, 2021
20-0 by Chattanooga. The Lions had scored in their last 54 consecutive home games dating back to a 5-0 loss to Valdosta State on October 14, 2010.

UNA's Last Game Without a Turnover:

Last: August 26, 2023 vs. Mercer
Prior: November 12, 2022 vs. Tennessee Tech

UNA Recorded a Safety:

November 2, 2019 - vs. Campbell

UNA Recorded Defensive PAT:

October 5, 2019
A.J. Bracey returned a bad snap on an extra-point attempt by Hampton for a defensive PAT

300 Yards Rushing:

October 22, 2022 at Eastern Kentucky - 356

400 Yards Rushing:

Nov. 13, 1999 at West Alabama - 402

500 Yards Rushing:

Sept. 27, 1997 at Arkansas Tech - 520

400 Yards Passing:

November 14, 2015 vs. West Alabama - 452

500 Yards Passing:

November 22, 2014 vs. Valdosta State - 511

600 Yards Total Offense:

November 8, 2014 vs. Shorter - 620

700 Yards Total Offense:

Sept. 25, 2008 vs. Harding - 705

OPPONENTS

Kickoff Return for a Touchdown:

October 29, 2022 -
Christian Richmond of Central Arkansas, 82 yards

Punt Return for a Touchdown:

November 19, 2022 -
Eddie Lewis of Memphis, 60 yards

Interception Return for a Touchdown:

September 9, 2023 at Tarleton State
Robert Rios intercepts Noah Walters for a 50 yard touchdown return, 4th quarter, 10:36

Fumble Return for a Touchdown:

October 2, 2021
Darion Slade of Campbell 25 yards & D.J. Jackson of Campbell, returned 50 yards

Blocked a UNA Punt:

November 5, 2022, by Austin Peay (home)

Returned a Blocked UNA Punt for TD:

September 17, 2022, by Ty Boeck of Chattanooga (away)

Blocked a UNA Field Goal:

August 26, 2023 vs. Mercer
Jordan Swain blocked 25-yard field goal

Blocked a UNA Extra Point:

September 16, 2017
by Valdosta State on Chandler Carrera

Recorded Defensive PAT against UNA:

October 5, 2019, Hampton returned a two-point conversion attempt by UNA for a defensive PAT.

UNA Held an Opponent Scoreless:

October 14, 2017 - 48-0 at Shorter

UNA Held an Opponent Scoreless at Braly:

December 23, 2016 - 38-0 vs. North Greenville

Opponent's Last Game Without a Turnover:

November 19, 2022 - Memphis

UNA Was Victim of a Safety:

October 29, 2022 by Central Arkansas

UNA Defense Allowed 300 Yards

Rushing:
October 29, 2022 - 456 by Central Arkansas

UNA Defense Allowed 400 Yards

Passing:
401 by Azusa Pacific on Sept. 22, 2018. It was only the fourth time in school history that any team has passed for more than 400 yards against UNA.

UNA Defense Allowed 700 Total Yards:

October 22, 2022 vs. Central Arkansas - 733

UNA INDIVIDUALS

PASSING

300 Passing Yards in a Game

November 12, 2022
Noah Walters vs. Tennessee Tech (333 yds)

RUSHING

100 Yards Rushing in a Game

September 2, 2023
Jalyn Daniels vs. Chattanooga
147 yards on eight carries

200 Yards Rushing in a Game

November 5, 2022
ShunDerrick Powell vs. Austin Peay
207 yards on 23 carries

Two players with 100 Yards Rushing in same game:

November 25, 2006 vs. Newberry
A.J. Milwee 112 yards, 19 att.
Anthony Merritt 103 yards, 6 att.

RECEIVING

100 Yards Receiving in a Game

September 2, 2023 vs. Chattanooga
Takairee Kenebrew 5 catches for 172 yards

Two Players with 100 yards Receiving in same game:

September 11, 2021 at Jacksonville State
Cortez Hall, 5 catches for 108 yards
Corson Swan, 5 catches for 103 yards

Player catches 100% of targets (minimum 5)

August 26, 2023 vs. Mercer: Kobe Warden, 6

RETURNS

Two Kick Return TDs in a Game

MOST RECENT ... September 17, 2005
Anthony Merritt vs. Delta State
88-yard Punt Return

82-yard Kickoff Return

PREVIOUS ... October 24, 1998 -

Corey Harris at Henderson State.

88-yard Kickoff Return

54-yard Punt Return

Two Defensive Return TDs in a Game

September 6, 2003 -
Terrance Walden vs. Stillman
27-yard Interception Return
64-yard Fumble Return

OPPONENTS

RUSHING

100 Rushing Yards in a Game

October 29, 2022 by Darius Hale (255), Kylin James (113) of Central Arkansas

200 Rushing Yards in a Game

November 19, 2022 by Seth Henigan of Memphis

PASSING

400 Passing Yards in a Game

September 22, 2018 - Azusa Pacific (H)
Tyrone Williams, Jr. - 401 (22-34-2)

RECEIVING

100 Receiving Yards in a Game

September 2 vs. Chattanooga
Javin Whatley - 6 catches for 106 yards

200 Receiving Yards in a Game

November 4, 2000 - West Georgia (H)
Andre Heard 8 for 201

2023 North Alabama Notes

UNA IN SEASON-OPENERS (75 Seasons - 42-29-4)

1949	at Jacksonville State	7-12
1950	College of the Ozarks	2-0
1951	Union University	44-0
1952	at Union University	51-7
1953	at Tennessee Tech	7-14
1954	Tennessee Tech	20-7
1955	at Tennessee Tech	7-26
1956	Tennessee Tech	6-20
1957	Middle Tennessee St.	0-26
1958	Murray State	6-20
1959	at Tennessee Tech	14-14
1960	at Delta State	0-12
1961	Delta State	9-6
1962	at Jacksonville State	7-7
1963	Jacksonville State	0-0
1964	at Middle Tennessee St.	3-21
1965	Middle Tennessee St.	14-44
1966	at Jacksonville State	0-20
1967	Jacksonville State	14-23
1968	College of the Ozarks	12-14
1969	Northwestern St. (La)	27-3
1970	at Northwestern St. (La)	21-42
1971	Middle Tennessee St.	24-14
1972	at Middle Tennessee St.	10-31
1973	at S.E. Louisiana	0-26
1974	S.E. Louisiana	17-21
1975	at S.E. Louisiana	15-28
1976	S.E. Louisiana	28-28
1977	at East Tennessee St.	37-21
1978	at Carson-Newman	34-17
1979	Langston University	28-7
1980	Middle Tennessee St.	36-0
1981	Lane College	41-0
1982	S.W. Missouri	17-3
1983	Miles College	38-0
1984	Miles College	28-0
1985	Miles College	40-0
1986	Miles College	48-20
1987	Miles College	46-7
1988	Alabama A&M	16-17
1989	Alabama A&M (N)	19-7
1990	Alabama A&M	25-0
1991	at Central Missouri	28-7
1992	Central Missouri	17-16
1993	Fort Valley State	36-14
1994	at Fort Valley State	35-0
1995	Albany State	41-13
1996	at Albany State	10-17
1997	at Alabama A&M	49-20
1998	Carson-Newman (N)	27-24
1999	Pittsburg State	21-28
2000	at Pittsburg State (OT)	21-28
2001	Lambuth	37-27
2002	at Samford	21-24 (2 OT)
2003	Stillman	68-7
2004	at Tusculum	28-7
2005	Tusculum	33-7

2006	at Tusculum	22-10
2007	Tusculum	43-24
2008	Southern Arkansas	57-14
2009	at Southern Arkansas	41-9
2010	Henderson State	27-10
2011	Central Oklahoma	31-10
2012	at Miles	31-30
2013	Miles	42-7
2014	at Mississippi College	58-0
2015	at Miles	34-17
2016	at Jacksonville State	12-31
2017	Texas A&M-Commerce	7-8
2018	at Southern Utah	34-30
2019	Western Illinois	26-17
2020	at Liberty	7-28
2021	Southeastern Louisiana	28-49
2022	at Indiana State	14-17 (OT)
2023	vs. Mercer (FCS Kickoff)	7-17

UNA IN OVERTIME GAMES (16 Total - 6-10)

1994	Valdosta State - NCAA Playoffs (2 Overtimes)	27-24
1996	at Valdosta State (3 Overtimes)	31-34
1997	at SW Louisiana (4 Overtimes)	48-42
1999	Henderson State (1 Overtime)	21-14
2000	at Pittsburg State (1 Overtime)	21-28
2002	at Samford (2 Overtimes)	21-24
2005	at Central Arkansas (2 Overtimes)	26-29
2005	at Central Arkansas (1 Overtime)	41-38
2006	Valdosta State (1 Overtime)	31-24
2009	West Alabama (4 Overtimes)	28-31
2009	Ouachita Baptist (1 Overtime)	23-24
2011	Delta State (1 Overtime)	24-30
2013	at Jacksonville State (2 Overtimes)	21-24
2013	West Alabama (1 Overtime)	30-27
2022	at Indiana State (1 Overtime)	14-17
2022	at Kennesaw State (2 Overtimes)	34-40

UNA vs. Nationally Ranked Opponents

North Alabama has played 117 games against nationally ranked opponents (all levels) since 1992 .

The Lions are 61-54-1 in the 115 previous meetings with ranked opponents over the last 30 seasons.

UNA won 18 straight games against nationally ranked teams at home from 1992-99, dating back to a 14-12 loss to third ranked Jacksonville State in the 1992 playoffs, prior to a 28-21 loss to Pittsburg State in 1999.

UNA has played 60 of those 116 games against teams ranked in the Top 10. The Lions are 31-29 in those previous 60 games.

Date	Opponent	Rank	Score	
1992				
Oct. 17	Jacksonville State	15th	6-10	L
Nov. 14	at Valdosta State	20th	24-24	T
Nov. 21	at Hampton	6th	33-21	W
Nov. 28	Jacksonville State	3rd	12-14	L
1993				
Sept. 4	Fort Valley State	16th	36-14	W
Oct. 2	at Portland State	3rd	44-32	W
Nov. 6	at Valdosta State	18th	31-21	W
Nov. 20	Carson-Newman	14th	38-28	W
Nov. 27	Hampton	3rd	45-20	W
Dec. 4	Texas A&M-Kingsville	19th	27-25	W
Dec. 11	Indiana, Pa.	4th	41-34	W
1994				
Oct. 8	at Youngstown State (FCS)	3rd	14-17	L
Nov. 5	Valdosta State	2nd	38-21	W
Nov. 12	West Georgia	10th	37-25	W
Nov. 19	Carson-Newman	16th	17-13	W
Nov. 26	Valdosta State (2 OT)	6th	27-24	W
Dec. 3	North Dakota	12th	35-7	W
Dec. 10	Texas A&M-Kingsville	2nd	16-10	W
1995				
Sept. 2	Albany State	7th	41-13	W
Nov. 18	Albany State	12th	38-28	W
Nov. 25	Carson-Newman	6th	28-7	W
Dec. 2	Ferris State	3rd	45-7	W
Dec. 9	Pittsburg State	4th	27-7	W
1996				
Aug. 31	at Albany State	13th	10-17	L
Sept. 21	at Texas A&M-Kingsville	9th	24-7	W
Oct. 5	at Valdosta State (3 OT)	4th	31-34	L
Nov. 9	at West Georgia	11th	31-32	L
1997				
Sept. 20	Texas A&M-Kingsville	2nd	17-12	W
Nov. 8	West Georgia	9th	21-18	W
Nov. 22	at Carson-Newman	1st	7-21	L
1998				
Sept. 5	Carson-Newman (N)	3rd	27-24	W
Sept. 12	at Southern Arkansas	10th	14-21	L
1999				
Sept. 4	Pittsburg State	10th	21-28	L
Sept. 11	Southern Arkansas	12th	14-24	L
Oct. 16	at Delta State	16th	7-33	L

2000				
Sept. 2	at Pittsburg State (OT)	6th	21-28	L
Oct. 28	Valdosta State	11th	21-45	L
Nov. 4	West Georgia	4th	28-35	L
2001				
Sept. 1	Lambuth (NAIA)	4th	37-27	W
Sept. 22	Delta State	1st	3-21	L
Sept. 29	Central Arkansas	23rd	21-42	L
Oct. 27	at Valdosta State	1st	7-54	L
Nov. 3	at West Georgia	21st	0-49	L
2002				
Nov. 2	Valdosta State	2nd	28-45	L
2003				
Oct. 4	at Southern Arkansas	15th	21-14	W
Nov. 1	at Valdosta State	1st	17-10	W
Nov. 22	Southern Arkansas	12th	48-24	W
Nov. 29	Carson-Newman	8th	41-9	W
Dec. 6	at North Dakota	7th	22-29	L
2004				
Sept. 4	at Tusculum	12th	28-7	W
Sept. 18	at Delta State	16th	21-28	L
Oct. 2	Central Arkansas	20th	31-3	W
Oct. 23	Valdosta State	5th	20-24	L
2005				
Sept. 17	Delta State	9th	56-21	W
Sept. 24	Harding	24th	35-6	W
Oct. 20	at Valdosta State	3rd	23-26	L
Nov. 12	at Valdosta State	9th	40-13	W
Nov. 19	at North Carolina Central	19th	24-21	W
Nov. 26	at Central Arkansas(OT)	15th	41-38	W
Dec. 3	NW Missouri State	21st	24-25	L
2006				
Oct. 21	at Delta State	15th	17-10	W
Oct. 28	Valdosta State (OT)	12th	31-24	W
Nov. 25	Newberry	12th	38-20	W
Dec. 2	Delta State	11th	10-27	L
2007				
Oct. 18	Delta State	5th	28-17	W
Oct. 27	at Valdosta State	11th	24-27	L
Nov. 24	Delta State	9th	20-17	W
Dec. 1	at Valdosta State	8th	23-37	L
2008				
Sept. 4	at Carson-Newman	4th	20-13	W
Oct. 18	at Delta State	7th	28-34	L
Oct. 25	Valdosta State	9th	41-23	W
Nov. 1	Arkansas-Monticello	23rd	45-14	W
Nov. 22	Valdosta State	13th	37-10	W
Nov. 29	at Delta State	4th	55-34	W
Dec. 6	at NW Missouri State	3rd	7-41	L
2009				
Sept. 5	Carson-Newman	22nd	31-14	W
Nov. 21	Arkansas Tech	21st	41-28	W
Nov. 28	Carson-Newman	10th	21-24	L

UNA vs. Nationally Ranked Opponents

2010

Oct. 14	Valdosta State	19th	0-5	L
Oct. 28	at Delta State	19th	31-7	W
Nov. 20	at Valdosta State	17th	43-20	W

2011

Sept. 17	vs. Abilene Christian	3rd	23-17	W
Oct. 13	Delta State (OT)	2nd	24-30	L
Oct. 27	at West Alabama	23rd	26-31	L
Nov. 19	at West Alabama	22nd	43-27	W
Nov. 26	at Delta State	8th	14-42	L

2013

Oct. 26	at Valdosta State	11th	57-7	W
Nov. 2	West Alabama (OT)	20th	30-27	W
Nov. 30	at UNC Pembroke	8th	37-13	W
Dec. 7	at Lenoir-Rhyne	13th	39-42	L

2014

Sept. 22	Valdosta State	21st	31-29	W
Nov. 1	at Delta State	19th	28-33	L
Nov. 22	Valdosta State	21st	31-33	L

2015

Oct. 3	Valdosta State	9th	34-12	W
Oct. 24	at West Georgia	2nd	10-31	L
Nov. 28	Tuskegee	23rd	31-35	L

2016

Sept. 1	at Jacksonville State (FCS)	3rd	12-31	L
Sept. 17	Valdosta State	22nd	44-19	W
Oct. 1	West Georgia	3rd	24-23	W
Nov. 26	UNC Pembroke	12th	41-17	W
Dec. 10	at Shepherd	3rd	23-13	W
Dec. 17	Northwest Missouri State	1st	3-29	L

2017

Aug. 31	Texas A&M-Commerce	5th	7-8	L
Oct. 21	at Central Washington	9th	10-17	L

2018

Sept. 15	at North Dakota State (FCS)	1st	7-38	L
Sept. 22	Azusa Pacific (DII)	24th	37-35	W
Oct. 6	West Florida (DII)	11th	19-24	L

2019

Sept. 7	at Montana (FCS)	23rd	17-61	L
Sept. 21	at Jacksonville State (FCS)	13th	12-30	L
Oct. 26	at Kennesaw State (FCS)	4th	17-41	L
Nov. 9	at Monmouth (FCS)	20th	38-49	L

2020

Nov. 21	at BYU (FBS)	8th	14-66	L
---------	--------------	-----	-------	---

2021

Sept. 4	Southeastern Louisiana (FCS)	17th	28-49	L
Sept. 11	Chattanooga (FCS)	24th	0-20	L
Sept. 18	at Jacksonville State (FCS)	11th	24-27	L
Nov. 13	Kennesaw State (FCS)	5th	24-28	L

2022

Sept. 17	at Chattanooga (FCS)	9th	14-41	L
----------	----------------------	-----	-------	---

2023

Aug. 26	vs. Mercer (FCS)	20th	7-17	L
---------	------------------	------	------	---

* underlined games are playoff contests

NORTH ALABAMA VS. RANKED FCS OPPONENTS

1994

Oct. 8	at Youngstown State	3rd	14-17	L
--------	---------------------	-----	-------	---

2016

Sept. 1	at Jacksonville State	3rd	12-31	L
---------	-----------------------	-----	-------	---

2018

Sept. 15	at North Dakota State	1st	7-38	L
----------	-----------------------	-----	------	---

2019

Sept. 7	at Montana	23rd	17-61	L
Sept. 21	at Jacksonville State	13th	12-30	L
Oct. 26	at Kennesaw State	4th	17-41	L
Nov. 9	at Monmouth	20th	38-49	L

2020

Sept. 4	Southeastern Louisiana	17th	28-49	L
Sept. 11	Chattanooga	24th	0-20	L
Sept. 18	at Jacksonville State	11th	24-27	L

2021

Sept. 4	Southeastern Louisiana	17th	28-49	L
Sept. 11	Chattanooga	24th	0-20	L
Sept. 18	at Jacksonville State	11th	24-27	L
Nov. 13	Kennesaw State	5th	24-28	L

2022

Sept. 17	at Chattanooga	9th	14-41	L
----------	----------------	-----	-------	---

2023

Aug. 26	vs. Mercer (FCS Kickoff)	20th	7-17	L
---------	--------------------------	------	------	---

* In 1994, Youngstown State was the defending FCS National Champion and went on to win another championship that season.

* In 2016, Jacksonville State won the Ohio Valley Conference Championship and advanced to the FCS Playoffs.

UNA VS. FBS RANKED OPPONENTS

2020

Nov. 21	at BYU	8th	14-66	L
---------	--------	-----	-------	---

UNA VS. NO. 1 RANKED TEAMS

* North Alabama has faced a No. 1 ranked team nine times and is 1-8 in those games. The first eight were against the top ranked team in Division II. The last was against a top ranked FCS team. The Lions are 1-8 all-time against No. 1 ranked teams, with that win coming against top ranked Valdosta State in 2003, 17-10.

UNA vs. No. 1 ranked team

1972	West Alabama	L	17-6
1980	Eastern Illinois	L	56-31
1990	Mississippi College	L	21-10
1997	at Carson-Newman	L	21-7
2001	Delta State	L	21-3
2001	at Valdosta State	L	54-7
2003	at Valdosta State	W	17-10
2016	vs. Northwest Missouri State	L	3-29
2018	at North Dakota State	L	7-38

Attendance Records

All-Time 10,000-Plus Crowds at Braly Stadium

1980.....	10,000 - Middle Tennessee State
1980.....	12,000 - Alabama A&M
1980.....	11,000 - Tennessee-Martin
1981.....	12,000 - Jacksonville State
1982.....	10,000 - Alabama A&M
1990.....	14,683 - Alabama A&M
1992.....	12,898 - Alabama A&M
1993.....	15,631 - Indiana, Pa.
1994.....	14,217 - Alabama A&M
1994.....	10,614 - Central Arkansas
1994.....	13,526 - Texas A&M-Kingsville
1995.....	10,394 - Albany State
1995.....	10,014 - West Georgia
1995.....	15,341 - Pittsburg State
1996.....	13,697 - Alabama A&M
1997.....	10,061 - Texas A&M-Kingsville
1997.....	10,087 - West Georgia
2003.....	10,315 - West Alabama
2005.....	10,013 - West Alabama
2006.....	11,051 - Harding
2006.....	10,174 - Arkansas-Monticello
2006.....	12,347 - Valdosta State
2007.....	10,206 - West Alabama
2008.....	11,024 - Southern Arkansas
2008.....	11,102 - Valdosta State
2008.....	10,082 - Arkansas-Monticello
2009.....	11,543 - Carson-Newman
2009.....	12,054 - Arkansas Tech
2009.....	10,652 - West Alabama
2010.....	10,521 - Henderson State
2010.....	12,644 - Southern Arkansas
2011.....	11,072 - Central Oklahoma
2011.....	11,101 - Delta State
2012.....	10,872 - Harding
2012.....	10,913 - Kentucky Christian
2013.....	12,094 - Miles
2013.....	10,127 - Delta State
2013.....	10,421 - West Georgia
2013.....	12,526 - West Alabama
2014.....	11,103 - Langston
2014.....	10,482 - Valdosta State
2015.....	12,213 - Mississippi College
2015.....	10,023 - West Alabama
2016.....	10,489 - West Florida
2017.....	10,327 - West Alabama
2019.....	10,567 - Western Illinois
2019.....	12,767 - Alabama A&M
2021.....	10,281 - Chattanooga
2022.....	10,039 - Tarleton State

* In 2013, for the first time in school history, UNA had home attendance of more than 10,000 at three consecutive home games.

ALL-TIME UNA HIGHEST ATTENDANCE GAMES - at Braly

1993.....	15,631 - Indiana, Pa.
1995.....	15,341 - Pittsburg State
1990.....	14,683 - Alabama A&M
1994.....	14,217 - Alabama A&M
1996.....	13,697 - Alabama A&M
1994.....	13,526 - Texas A&M-Kingsville
1992.....	12,898 - Alabama A&M
2019.....	12,767 - Alabama A&M
2010.....	12,644 - Southern Arkansas
2013.....	12,526 - West Alabama
2006.....	12,347 - Valdosta State
2015.....	12,213 - Mississippi College

UNA's All-Time High Attendance Games

24,837	vs. Abilene Christian	2011.....	Cowboys Stadium
24,033	at Montana	2019	
22,268	at Miles	2012.....	Legion Field
22,136	at Portland State	1993	
22,116	at Jacksonville State	2016	
21,976	at Jacksonville State	2019	
21,834	at Miles	2015.....	Legion Field
21,682	at Central Florida	1988.....	Citrus Bowl Stadium
20,834	at Jacksonville State	2013	
19,750	at Jackson Stadium	2018.....	Veteran's Stadium
19,497	at Alabama A&M	1997	
18,557	at North Dakota State	2018.....	Fargo Dome
17,411	at Youngstown State	1994	
15,631	Indiana, Pa.	1993.....	NCAA Champ Game
15,341	Pittsburg State	1995.....	NCAA Champ Game
15,244	Eastern Kentucky	2022	
15,100	at Alabama A&M	2018	
14,683	Alabama A&M	1990	
14,217	Alabama A&M	1994	
14,000	at Texas A&M-Kingsville	1996	
14,000	at Jacksonville State	1988	
14,000	at Jacksonville State	1990	
13,697	Alabama A&M	1996	
13,683	at SW Louisiana	1997	
13,662	at Jacksonville State	2003	
13,526	Texas A&M-Kingsville	1994.....	NCAA Champ Game
13,300	at Jacksonville State	1980	
12,898	Alabama A&M	1992	
12,767	Alabama A&M	2019	
12,644	Southern Arkansas	2010	
12,526	West Alabama	2013	
12,500	Alabama A&M (B'ham)	1987	
12,347	Valdosta State	2006	
12,213	Mississippi College	2015	
12,094	Miles	2013	
12,054	Arkansas Tech	2009	
12,000	Alabama A&M	1980	
12,000	Jacksonville State	1981	
11,543	Carson-Newman	2009	
11,103	Langston	2014	
11,102	Valdosta State	2008	
11,101	Delta State	2011	
11,072	Central Oklahoma	2011	
11,051	Harding	2006	
11,024	Southern Arkansas	2008	

ALL-TIME UNA HIGHEST ATTENDANCE GAMES - ON THE ROAD

24,837	vs. Abilene Christian	2011.....	Cowboys Stadium
24,033	at Montana	2019	
22,268	at Miles	2012.....	Legion Field
22,136	at Portland State	1993	
22,116	at Jacksonville State	2016	
21,976	at Jacksonville State	2019	
21,834	at Miles	2015.....	Legion Field
21,682	at Central Florida	1988.....	Citrus Bowl Stadium
20,834	at Jacksonville State	2013	
19,750	at Jackson Stadium	2018.....	Veteran's Stadium
19,497	at Alabama A&M	1997	
18,557	at North Dakota State	2018.....	Fargo Dome
17,411	at Youngstown State	1994	
15,244	at Eastern Kentucky	2022	
15,100	at Alabama A&M	2018	
14,000	at Texas A&M-Kingsville	1996	
14,000	at Jacksonville State	1988	
14,000	at Jacksonville State	1990	
13,683	at SW Louisiana	1997	
13,662	at Jacksonville State	2003	
13,300	at Jacksonville State	1980	

UNA vs. Nationally Ranked Division I Teams

April 19, 1990	Baseball	#10 Mississippi State	Away	Won	10-3
January 5, 2011	Men's Basketball	#9 Missouri	Away	Lost	98-58
December 28, 2018	Men's Basketball	#7 Gonzaga	Away	Lost	86-51
April 2, 2019	Baseball	#18 Ole Miss	Away	Won	10-6
December 28, 2019	Men's Basketball	#17 Florida State	Away	Lost	88-71
Feb. 29, 2020	Women's Basketball	#23 FGCU	Away	Won	61-55
Nov. 21, 2020	Football	#8 BYU	Away	Lost	66-14
Dec. 21, 2020	Women's Basketball	#23 Gonzaga	Neutral	Lost	87-57

North Alabama's FCS Firsts

ALL VS. SOUTHERN UTAH, SEPTEMBER 1, 2018

FIRST OFFENSIVE PLAY: Christian Lopez five-yard pass to Jakobi Byrd.

FIRST RUSHING PLAY: Christian Lopez 30-yard run.

FIRST SCORE: Chandler Carrera, 35-yard field goal at 9:53 of the first quarter.

FIRST SCORING DRIVE: Seven plays, 62 yards, 2:22 time of possession. 9:53 of the first quarter.

FIRST TOUCHDOWN: Christian Lopez, two-yard run at 8:28 of the second quarter.

FIRST RUSHING TOUCHDOWN: Christian Lopez, two-yard run at 8:28 of the second quarter.

FIRST TOUCHDOWN DRIVE: Seven plays, 85 yards, 2:40 time of possession. 8:28 of the second quarter.

FIRST TOUCHDOWN PASS: Christian Lopez 39 yards to Jakobi Byrd, 12:39 of the third quarter.

FIRST 100-YARD RUSHER: Christian Lopez, 105 yards on 15 carries, one TD.

FIRST 100-YARD RECEIVER: Dexter Boykin, eight catches for 135 yards, two touchdowns.

FIRST DEFENSIVE PLAY: James Felila 15-yard run for SUU.

FIRST TACKLE: Christon Taylor and DAndre Hart.

FIRST QUARTERBACK SACK: Christon Taylor, on Chris Helbig for seven-yard loss on first possession of the season .

FIRST FIELD GOAL ATTEMPT: Chandler Carrera, 35-yard field goal at 9:53 of the first quarter - GOOD.

FIRST PUNT: Joe Gurley, 44 yards at 9:02 of third quarter.

FIRST KICKOFF RETURN: A.J. Bracey, 10 yards at 11:08 of the second quarter.

FIRST BLOCKED KICK: Marcus Robinson blocked Manny Berz PAT. 00:58 of the second quarter.

* UNA scored on its first possession of the FCS era with a 62-yard, seven play drive for a field goal.

FIRST PUNT RETURN ALLOWED FOR TD: Jerry Louie-McGee of Montana on September 7, 2019 (74 yards)

FIRST KICKOFF RETURN FOR TD: Andre Little, 94 yards vs. Campbell on Nov. 2, 2019

LONGEST PLAYS OF UNA'S FCS ERA

Rush: 99 by Parker Driggers vs. Robert Morris (H), Oct. 16, 2021

Pass: 78 by Noah Walters to Demarcus Lacey vs. Tarleton State (H), Sept. 24, 2022

Reception: 76 by Rett Files to Takaree Kenebrew vs. Charleston Southern (H), Oct. 23, 2021

Punt: 65 by Joe Gurley at North Carolina A&T (A), Oct. 9, 2021

Kickoff Return: 75 by K.J. Smith vs. Mississippi College (H), Oct. 13, 2018

Punt Return: 23 by Kobe Warden vs. Robert Morris (H), Oct. 16, 2021

Interception Return: 82 by Chase Brown vs. Charleston Southern (H), NOct. 23, 2021



THE TRADITION

North Alabama Has Claimed Seven National Championships:

The University North Alabama athletic program has won seven NCAA Division II National Championships with three in football (1993, 1994, 1995), two in men's basketball (1979, 1991), one in women's volleyball (2003) and one in softball (2016).

UNA is One of Just Five Schools With at Least Two Basketball and Two Football Titles:

North Alabama is one of just five schools in NCAA history on all levels to have won at least two National Championships in football and men's basketball. The others are Florida, Michigan State, Northwest Missouri State and Wisconsin-Whitewater.

Two National Player of the Year Awards Named for Former UNA Athletes:

The Division II National Player of the Year Awards in two sports are named for former North Alabama student-athletes: The Josh Willingham Award in baseball and the Harlon Hill Trophy in football.

FOOTBALL

North Alabama has Second Winningest Collegiate Football Program in Alabama Since 1990:

The University of North Alabama ranks second only behind the University of Alabama for football success by a school from the State of Alabama since 1990. Over the last 33 seasons, North Alabama has a combined 253-125-1 record in football, second behind Alabama's 292 wins over the same period. Tuskegee and Auburn are tied for third with 245.

North Alabama was First NCAA Scholarship Football Team to Win Three Straight National Titles:

With three straight NCAA Division II Football National Championships from 1993-95, North Alabama became the first school in the history of NCAA scholarship football to win three consecutive football national titles. The only other schools to match that feat since have been FCS members Appalachian State (2005-07) and North Dakota State (2011-15).

UNA was First Collegiate Football Team to Win 40 Games in Three Years:

North Alabama was the first college football program in NCAA history to win as many as 40 games in just three seasons when the Lions went 41-1 from 1993-95. The only loss during that three-year span was 17-10 on the road at Youngstown State in 1994. Youngstown State went on to win the FCS football national championship that season.

North Alabama was First Integrated Collegiate Football Team in Alabama

On September 21, 1968, the University of North Alabama, then known as Florence State University, became the first predominantly white college in the state of Alabama to play an African American player in a collegiate football game. Freshmen Leonard "Rabbit" Thomas of Huntsville, Ala., and Bobby Joe Pride of Decatur, Ala., played in the Lions' season-opening game against Central Arkansas on September 21, 1968, breaking the color barrier in the state. The duo not only played in every game that season but both went on to distinguished careers as four-year lettermen for the Lions and both are members of the UNA Athletic Hall of Fame. As far as other predominantly white institutions in the state of Alabama, West Alabama, Jacksonville State and Samford played their first African American football players in 1969. Auburn followed in 1970, Alabama and Troy in 1971. Alabama had five African American students walk-on on its football team in the spring of 1967 but none of them played in a game.



THE TRADITION

Five Former Lions Have Played in the Super Bowl:

Five former North Alabama Lions went on to play in the Super Bowl during their careers in the National Football League. The first was receiver Robert Steele who played as a backup with the Dallas Cowboys in Super Bowl XIII. A pair of former Lions were in the same secondary in Super Bowl XXIV as Lewis Billups and Daryl Smith were teammates on the Cincinnati Bengals. Wide receiver Stevie Hobbs was a team captain and special teams starter on the Washington Redskins in Super Bowl XXVI and defensive tackle Shawn Lee was a starting defensive lineman for the San Diego Chargers in Super Bowl XXIX. Hobbs is the only former Lion on the winning team in the Super Bowl as Washington defeated the Buffalo Bills 37-24.

Lions Reached NCAA Football Playoffs in 12 of Last 15 Seasons:


The University of North Alabama football program advanced to the NCAA Division II Playoffs in 12 of the Lions' last 15 seasons in Division II (2003, 2005, 2006, 2007, 2008, 2009, 2010, 2011, 2013, 2014, 2015, 2016)

UNA's 21 All-time Football Playoff Appearances Rank Second in Division II History:

The University of North Alabama football program advanced to the NCAA Division II Playoffs 21 times between 1980 and 2016. It is the second most appearances in the history of the Division II playoffs by current or former members. The Lions 35 all-time playoff wins also rank second in DII history.

North Alabama's Ronald McKinnon was Inducted into College Football Hall of Fame:

Former University of North Alabama All-American linebacker Ronald McKinnon (1992-95) was inducted into the College Football Hall of Fame in July of 2008. His class included such notables as Joe Paterno and Doug Flutie. A three-time consensus All-American on three national championship teams, McKinnon is the only defensive player to ever be selected as the Harlon Hill Trophy winner as Division II player of the year. He went on to a 10-year NFL career where he recorded more than 1,000 tackles.



Shawn Lee



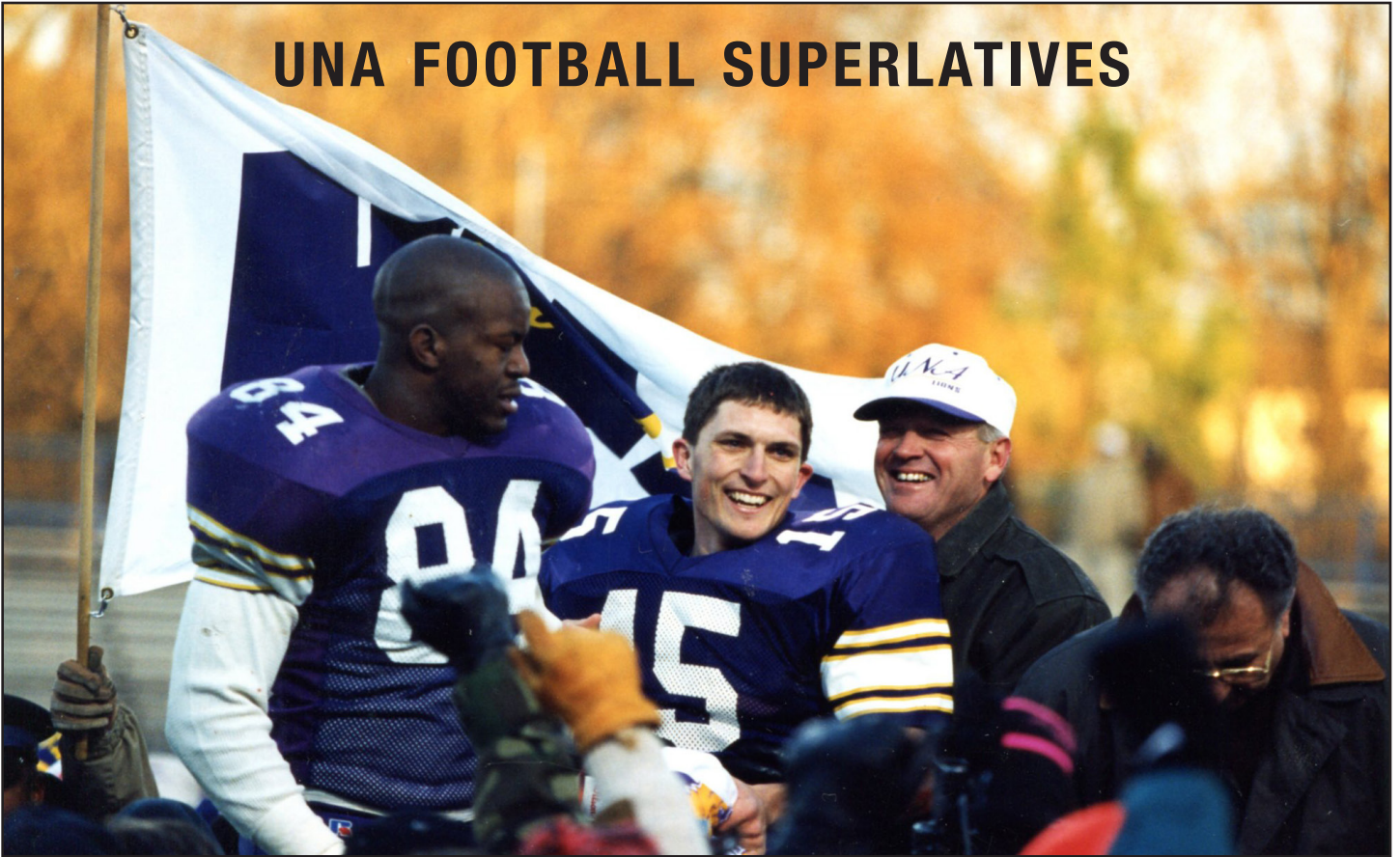
Ronald McKinnon



1995 Lions with President Bill Clinton at the White House

THE TRADITION

UNA FOOTBALL SUPERLATIVES



1 - First-ever Division II Football Program to Visit the White House

(Invited by President Bill Clinton in 1996)

3 - Consecutive National Championships

(Only school in NCAA Division II history to win three straight football titles)

5 - Former Lions Have Played in the Super Bowl

(17 NFL draft picks, 59 free agent signees)

13 - Gulf South Conference Football Titles

(Most by any program in league history)

21 - NCAA Division II Playoff Appearances

(Second most in Division II history)

22 - Top 25 National Rankings

(From 1980-2017, Lions were ranked in final Top 25 - 22 times)

35 - NCAA Division II Playoff Wins

(Second most in Division II history)

250 - Football Wins Since 1990

(Second among all collegiate football programs in the state of Alabama)

THE TRADITION

UNA HOME GAME DAYS

Spirit Hill


Spirit Hill is the location for UNA's pre-game tailgate parties throughout the fall. Thousands of Lion fans cover the hill, adjacent to Braly Stadium, prior to every UNA home football game. Campus organizations, alumni groups and others reserve spots on the hill, and there are also places for children's activities. Two hours prior to kickoff the UNA football players pass through on their Lion Walk into the stadium.

Lion Walk

Members of the UNA football team walk through the Spirit Hill tailgate area two hours and 15 minutes prior to all Lion home games at Braly Stadium to meet and greet fans and family members.

Pride Rock

The University of North Alabama's Pride Rock tradition at Braly Stadium began in 1994, with the rock making its first appearance at a Lion football game on Sept. 10 at Braly Stadium against Alabama A&M.



Pride Rock is a 60-pound, engraved granite stone with an actual paw print from Leo, UNA's live lion mascot. The rock is used as a motivational tool for the Lion players. It is placed just behind

the north end zone at all Lion home games and the players file past and touch the rock on their way to the field. It serves as a reminder to the current Lion players of the proud tradition that has been established at the school and of all the former players who have played a part in building that tradition. It also symbolizes the pride and unity of the team and the university.

UNA sports information director Jeff Hodges originated the idea of the Pride Rock after the home of the Pride of Lions in the movie the Lion King.

Leo's former trustee, Joe Wallace, designed the rock, and it was crafted and donated to the university by Richard Beckman of Florence Marble Works.

Webster's Ninth New Collegiate Dictionary defines pride as, 1: The quality or state of being proud; a: delight or elation arising from some act, possession, or relationship; 2: a source of pride: the best in a group or class; 3: a company of lions.

Victory Flame

The victory flame returned to the UNA campus in 1995 through the efforts of the UNA National Alumni Association. An important University symbol, the Victory Flame burned on the UNA campus from 1962 to 1986 but was extinguished with the building of the Guillot University Center. The new Victory Flame and Victory Garden stand between Bibb Graves Hall and the Memorial Amphitheater, directly across the street from the flame's former site. The flame is lit following every Lion victory or significant event in the life of the University. A miniature replica of the Victory Flame also stands atop the Lion football dressing room at Braly Stadium and is lit on game days.



THE TRADITION

UNA'S LIVE LION MASCOT

The University of North Alabama boasts the only live Lion mascot in the country living on a college campus. Leo III, born on November 18, 2002, resides on the UNA campus in the 12,764 square-foot George H. Carroll Lion Habitat and carries on a tradition that has covered more than 40 years.

His sister Una, passed away in 2021 after also serving as a mascot at UNA since 2002.

On July 22, 1974, former UNA president Dr. Robert M. Guillot brought a 35-pound lion cub to the campus and Leo spent the next 14 years "roaring" the school to victory. The original Leo died on Jan. 20, 1988, and a great outpouring of support from the Shoals community resulted in Leo II being brought to UNA in July of 1988.

Leo II lived in the compound that once housed the original Leo and grew to a weight of more than 600 pounds at eleven years of age. In 1997, Leo II was selected as the nation's "Second Best Mascot" by Sports Illustrated. He died in February of 2000.

Approaching his 18th birthday, Leo III is exhibited seven days a week from approximately 8 a.m. until 5 p.m. (weather conditions permitting).

In 2012 Leo III and UNA were ranked No. 1 of the 25 Best Real Animal Mascots in College Football by totalprosports.com. UNA was the only non-Division I institution to make the list, joining the company of competitive NCAA teams such as the Baylor Bears, LSU Tigers and Texas Longhorns.

All funds associated with the care and feeding of Leo III, the operation of his habitat, and the conduct of a related educational program are funded exclusively by charitable contributions.



2023 Participation



2023-24 North Ala. Football Games Played All games

Page 1/2
as of Sep 20, 2023

##	Player	GP-GS	Mercer	UTC	TSU	TNTech
0	Kam'ron Green	4/2	START	XXX	XXX	START
0	Dakota Warfield	4/1	START	XXX	XXX	XXX
1	Edwin White Schultz	4/4	START	START	START	START
1	Demarcus Lacey	4/3	XXX	START	START	START
2	Allen Smith	0/0
2	TJ Smith	3/0	XXX	XXX	...	XXX
3	J.J. Evans	3/0	XXX	...	XXX	XXX
3	K.J. Trujillo	3/1	...	XXX	XXX	START
4	Parker Driggers	3/1	START	...	XXX	XXX
4	Rush Lansdell	3/1	XXX	XXX	START	...
5	Takairee Kenebrew	3/2	...	XXX	START	START
5	Ryan Madison	4/0	XXX	XXX	XXX	XXX
6	Gallil Guillaume	4/1	START	XXX	XXX	XXX
6	Noah Walters	4/3	XXX	START	START	START
7	Ben Harris	1/0	XXX	...
7	Philjae Bien-Aime	4/3	START	START	XXX	START
8	Justin Luke	3/0	XXX	XXX	...	XXX
8	Shaun Myers	4/3	START	START	START	XXX
9	Gregory Reddick	4/4	START	START	START	START
9	David Florence	4/2	XXX	START	XXX	START
10	Amauri Floyd	4/3	START	START	XXX	START
11	Jalyn Daniels	3/0	XXX	XXX	XXX	...
11	Isaiah Tate	0/0
12	JaQuan Woods	4/0	XXX	XXX	XXX	XXX
13	Barry Womack	4/0	XXX	XXX	XXX	XXX
14	Kobe Warden	4/4	START	START	START	START
15	Makenly Newbill	4/2	START	START	XXX	XXX
16	Javen Augustus	0/0
17	Jamarion Augustus	0/0
18	KJ Fields	4/0	XXX	XXX	XXX	XXX
19	Kenny Rawls	4/2	XXX	XXX	START	START
20	AJ Seay	4/4	START	START	START	START
21	Ashaad Williams	4/1	XXX	XXX	START	XXX
22	A.J. Phillips	4/1	XXX	XXX	XXX	START
23	Kaden Cooper	4/1	START	XXX	XXX	XXX
24	Cameron Jamar	4/1	XXX	XXX	START	XXX
25	Keenan Hill	2/2	START	START
26	Winston Sweeting	2/0	XXX	XXX
28	Myles Murphy	0/0
29	Jaylen Powell	4/0	XXX	XXX	XXX	XXX
30	Jakob Cummings	4/0	XXX	XXX	XXX	XXX
31	Andrew Leak	2/0	XXX	XXX
32	Michael Towner Jr.	3/1	XXX	XXX	START	...
33	E.J. Colbert	3/0	...	XXX	XXX	XXX
34	Dennis Moody	4/0	XXX	XXX	XXX	XXX
35	Adam Watford	4/0	XXX	XXX	XXX	XXX
36	Erin Outley	0/0
37	Sam Contorno	4/0	XXX	XXX	XXX	XXX
38	Garrick Ponder	0/0
39	Josiah Hixon	0/0
40	Aidan Robinson	2/0	XXX	XXX
41	Tyler Antkowiak	4/0	XXX	XXX	XXX	XXX
42	Thomas Dowis	4/0	XXX	XXX	XXX	XXX
43	Kendrick Davis	0/0
43	Kyler Murks	0/0
44	Philip Ossai	4/3	START	XXX	START	START
45	Tyrik Daniels	4/1	XXX	START	XXX	XXX
46	Phil McDuff	3/0	XXX	XXX	...	XXX
47	Nathan Curry	4/0	XXX	XXX	XXX	XXX
48	Seth Hampton	2/0	XXX	XXX

##	Player	GP-GS	Mercer	UTC	TSU	TNTech
49	Avery Howard	0/0
49	Kenan Jones	0/0
50	Grant Wisdom	4/0	XXX	XXX	XXX	XXX
51	Ryan Walker	0/0
52	La'Charles Taylor	0/0
52	Boone Swinney	0/0
53	Evan Godwin	0/0
54	Jyheam Ingram	4/2	XXX	XXX	START	START
55	Edgar Amaya	0/0
56	Trenton Townsend	0/0
57	Amir Graham	0/0
58	Elijah Elmore	3/2	START	START	XXX	...
63	Brody Stewart	0/0
65	Collin Wright	1/0	...	XXX
67	Logan McInnish	3/2	XXX	...	START	START
68	Stevie Young	3/1	START	...	XXX	XXX
72	Witt Mitchum	4/4	START	START	START	START
73	Edgerrin Watson	0/0
74	Gage Saint	3/3	START	...	START	START
75	Will Derico	3/1	XXX	...	START	XXX
76	Fau Tai'Vai	3/3	START	...	START	START
77	Mickel Clay	3/2	START	...	XXX	START
78	Brady Brown	0/0
79	Raykwon Goldthwaite	0/0
80	Sawyer Heptinstall	0/0
81	Ollie Finch, Jr.	0/0
82	Ryan Shoop	0/0
83	Nikki Taylor	0/0
84	Omareon Finch	0/0
85	Izayah Fletcher	0/0
86	Amarie Rogers	0/0
87	Nathan Brockway	0/0
88	Kaleb Heatherly	4/3	START	START	START	XXX
89	Camden Allison	3/0	...	XXX	XXX	XXX
91	Jake McCluskey	0/0
92	Nathan Ogletree	0/0
95	Chris Cotton	0/0
96	Jack Rice	0/0
97	Elijah Hartnett	0/0
98	Chancey Mays	0/0
99	Kaleb Brown	4/3	XXX	START	START	START

2023 Situational Stats



2023-24 North Ala. Football
By Quarter Statistics
All games

Page 1/1
as of Sep 20, 2023

3rd-Down Conversions

Date	Opponent	Score	Overall	1st Qtr	2nd Qtr	3rd Qtr	4th Qtr	Overtime
08/26/2023	vs Mercer	L 7-17	4-15 26.7	1-3 33.3	1-4 25.0	2-6 33.3	0-2 0.0	0-0 0.0
09/02/2023	Chattanooga	W 41-27	2-12 16.7	1-5 20.0	1-4 25.0	0-2 0.0	0-1 0.0	0-0 0.0
09/09/2023	at Tarleton St.	L 31-52	12-22 54.5	3-5 60.0	4-5 80.0	2-5 40.0	3-7 42.9	0-0 0.0
09/16/2023	at Tennessee Tech	W 20-7	4-15 26.7	0-0 0.0	0-0 0.0	0-0 0.0	0-0 0.0	0-0 0.0
North Ala.			22-64 34.4	5-13 38.5	6-13 46.2	4-13 30.8	3-10 30.0	0-0 0.0
Opponents			19-58 32.8	2-10 20.0	3-12 25.0	4-7 57.1	4-12 33.3	0-0 0.0

4th-Down Conversions

Date	Opponent	Score	Overall	1st Qtr	2nd Qtr	3rd Qtr	4th Qtr	Overtime
08/26/2023	vs Mercer	L 7-17	2-5 40.0	0-0 0.0	1-3 33.3	1-1 100.0	0-1 0.0	0-0 0.0
09/02/2023	Chattanooga	W 41-27	2-4 50.0	1-1 100.0	1-2 50.0	0-1 0.0	0-0 0.0	0-0 0.0
09/09/2023	at Tarleton St.	L 31-52	2-4 50.0	1-1 100.0	0-0 0.0	0-0 0.0	1-3 33.3	0-0 0.0
09/16/2023	at Tennessee Tech	W 20-7	1-1 100.0	0-0 0.0	0-0 0.0	0-0 0.0	0-0 0.0	0-0 0.0
North Ala.			7-14 50.0	2-2 100.0	2-5 40.0	1-2 50.0	1-4 25.0	0-0 0.0
Opponents			3-10 30.0	1-2 50.0	0-1 0.0	0-0 0.0	1-3 33.3	0-0 0.0

Time of Possession

Date	Opponent	Score	Overall	1st Qtr	2nd Qtr	3rd Qtr	4th Qtr	Overtime
08/26/2023	vs Mercer	L 7-17	27:25	06:38	07:51	09:11	03:45	00:00
09/02/2023	Chattanooga	W 41-27	25:41	06:38	09:16	04:22	05:25	00:00
09/09/2023	at Tarleton St.	L 31-52	36:07	09:58	09:31	05:33	11:05	00:00
09/16/2023	at Tennessee Tech	W 20-7	28:02	00:00	00:00	00:00	00:00	00:00
North Ala.			Total 117:15	23:14	26:38	19:06	20:15	00:00
			Avg. 29:19	05:48	06:39	04:47	05:04	00:00
Opponents			Total 122:26	18:15	21:40	17:09	33:24	00:00
			Avg. 30:37	04:34	05:25	04:17	08:21	00:00



2023-24 North Ala. Football
Red-Zone Results
All games

Page 1/1
as of Sep 20, 2023

North Ala. Inside Opponent Red-Zone

Date	Opponent	Score	Times In RZ	Times Scored	Total Pts	TDs	Rush TDs	Pass TDs	FGs Made	Failed to score inside RZ	FGA	Down	Int	Fumb	Half	Game
08/26/2023	vs Mercer	L 7-17	3	1	7	1	1	0	0	2	0	0	0	0	0	0
09/02/2023	Chattanooga	W 41-27	3	2	13	2	1	1	0	0	1	0	0	0	0	0
09/09/2023	at Tarleton St.	L 31-52	6	4	28	4	4	0	0	0	1	0	1	0	0	0
09/16/2023	at Tennessee Tech	W 20-7	2	1	3	0	0	0	1	0	0	1	0	0	0	0
Totals 8 of 14 (57.1%)			14	8	51	7	6	1	1	2	2	1	1	0	0	0

Opponents Inside North Ala. Red-Zone

Date	Opponent	Score	Times In RZ	Times Scored	Total Pts	TDs	Rush TDs	Pass TDs	FGs Made	Failed to score inside RZ	FGA	Down	Int	Fumb	Half	Game
08/26/2023	Mercer	L 7-17	5	3	17	2	1	1	1	1	1	0	1	0	0	0
09/02/2023	Chattanooga	W 41-27	5	4	20	2	1	1	2	2	1	0	0	0	0	0
09/09/2023	Tarleton St.	L 31-52	6	5	31	4	2	2	1	1	0	0	1	0	0	0
09/16/2023	Tennessee Tech	W 20-7	1	0	0	0	0	0	0	0	0	0	1	0	0	0
Totals 12 of 17 (70.6%)			17	12	68	8	4	4	4	4	2	0	3	0	0	0

2023 Opponent Stats



2023-24 UT Martin Football Combined Team Statistics All games

Page 1/3
as of Sep 20, 2023

Team Results

Date	Opponent		Score	Att.
09/02/2023	at Georgia	L	7-48	92746
09/09/2023	Missouri St.	W	38-31	6104
09/16/2023	Houston Christian	W	66-7	3102

Game Records

Record	Overall	Home	Away	Neutral
ALL GAMES	2-1	2-0	0-1	0-0
CONFERENCE	0-0	0-0	0-0	0-0
NON-CONFERENCE	2-1	2-0	0-1	0-0

Rushing

Player	gp	att	gain	loss	net	avg	td	lg	avg/g
Sam Franklin	3	49	446	14	432	8.8	4	81	144.0
Jordan Castleberry	3	22	133	7	126	5.7	0	30	42.0
Kinkead Dent	3	19	137	34	103	5.4	1	26	34.3
Narkel Leflore	3	14	61	0	61	4.4	0	11	20.3
Corey Harris	1	6	49	0	49	8.2	0	25	49.0
Glover Cook	3	6	42	0	42	7.0	0	16	14.0
Kody Sparks	3	1	0	2	-2	-2.0	0	0	-0.7
Team	3	3	0	4	-4	-1.3	0	0	-1.3
Total	3	120	868	61	807	6.7	5	81	269.0
Opponents	3	91	372	67	305	3.4	4	37	101.7

Passing

Player	gp	effic	comp-att-int	pct	yds	td	lg	avg/g
Kinkead Dent	3	139.9	52-91-0	57.1	582	8	52	194.0
Kody Sparks	3	158.6	7-10-1	70.0	90	1	32	30.0
Total	3	141.7	59-101-1	58.4	672	9	52	224.0
Opponents	3	135.7	65-117-4	55.6	976	6	63	325.3

Receiving

Player	gp	no.	yds	avg	td	lg	avg/g
DeVonte Tanksley	3	12	167	13.9	1	35	55.7
Trevonte Rucker	3	9	102	11.3	2	50	34.0
Asa Wondeh	3	9	141	15.7	0	52	47.0
Marlon Cook	3	5	44	8.8	2	13	14.7
Sam Franklin	3	5	32	6.4	0	16	10.7
Zoe Roberts	3	4	27	6.8	1	8	9.0
Jordan Castleberry	3	3	25	8.3	0	16	8.3
Shawn Hardy II	3	3	52	17.3	1	43	17.3
Ajay Smith	3	2	47	23.5	1	32	15.7
Austin Bray	3	2	14	7.0	1	11	4.7
Ygenio Booker	2	1	2	2.0	0	2	1.0
Deray Lawrence	3	1	1	1.0	0	1	0.3
Narkel Leflore	3	1	8	8.0	0	8	2.7
DJ Nelson	2	1	6	6.0	0	6	3.0
Max Dowling	3	1	4	4.0	0	4	1.3
Total	3	59	672	11.4	9	52	224.0
Opponents	3	65	976	15.0	6	63	325.3

Team Statistics

	UTM	OPP
First Downs	71	60
Rushing	36	12
Passing	32	43
Penalty	3	5
Rushing Yardage	807	305
Rushing attempts	120	91
Average per rush	6.7	3.4
Average per game	269.0	101.7
TDs Rushing	5	4
Passing Yardage	672	976
Comp-Att-Int	59-101-1	65-117-4
Average per pass	6.7	8.3
Average per catch	11.4	15.0
Average per game	224.0	325.3
TDs Passing	9	6
Total offense	1479	1281
Average per play	6.7	6.2
Average per game	493.0	427.0
Kick returns: #-Yards	6-171	6-136
Punt returns: #-Yards	4-18	5-34
Int returns: #-Yards	4-9	1-26
Fumbles-Lost	3-1	4-2
Penalties-Yards	20-147	11-102
Punts-Avg	15-46.9	17-41.1
Time of possession / game	31:26	27:47
3rd-down conversion	18/43	19/49
4rd-down conversion	4/5	3/4
PAT-attempts	(15-15) 100%	(11-11) 100%
2-point conversion-attempts	(0-0) 0%	(0-0) 0%

Interceptions

Player	no.	yds	avg	td	lg
Vincent Guy	1	4	4.0	0	4
Oshae Baker	1	0	0.0	0	0
JaMichael McGoy	1	5	5.0	0	5
LaMarion Pierce	1	0	0.0	0	0
Total	4	9	2.3	0	5
Opponents	1	26	26.0	1	26

ALPHABETICAL ROSTER		
No.	NAME	Pos.
25	ISAIAH ABDULLAH	LB
29	KALEB ALMO	S
74	MITCHELL APPLETON	OL
0	OSHAЕ BAKER	CB
35	STEVEN BALLARD	LB
66	ADRIAN BARRETT	OL
96	EMMANUEL BELGRAVE	DE
0	YGENIO BOOKER	WR
43	JAREN BOWLING	TE
85	AUSTIN BRAY	TE
95	TAYLOR BURTON	NT
12	CAL CAMP	QB
97	TOBY CAMP	DT
38	GRAYSON CAMPBELL	P
65	DRAKE CARROLL	OL
24	JOEL CASTLEBERRY	CB
3	JORDAN CASTLEBERRY	RB
60	BRANSON CONNER	OL
15	GLOVER COOK III	CB
9	MARLON COOK, JR.	WR
13	JERMAINE COOLEY	DT
71L	OGAN CROUCH	OLB
41	BRYCE DAILEY	OLB
21	ROBERT DANIEL, JR.	S
8	GIOVANNI DAVIS	DT
73	JABAREE DAWKINS	OL
8	KINKEAD DENT	QB
16	NA'DRIAN DIZADARE	OLB
1	DAYLAN DOTSON	DE
94	CHRISTIAN DOWELL	NT
87	MAX DOWLING	TE
17	GE'MON EAFORD	OLB
76	JASON EATON	OL
84	JEREMIAH EDWARDS	WR
75	NICK EDWARDS	OL
12	CARSON EVANS	S
47	JAMES FLETCHER	P
88	PARKER FLOYD	TE
37	CHRIS FRANKLIN	RB
2	SAM FRANKLIN	RB
80	JADEN GIBBS	WR
34	WYATT GILBERT	S
19	ARMAR GORDON, JR.	QB
40	SHAUN GROVES	CB
28	VINCENT GUY	CB
61	GREG GYENIS	OL
27	QUINCY HAMILTON	S
81	DAVION HAMPTON	WR
14	SHAWN HARDY II	WR
24	COREY HARRIS, JR.	RB
5	JOSH HASTINGS	QB
10	BRAYDEN HAWKINS	OL
78	NOAH HAYES	OL
23	CELEYCAN HILL	S
70	CHRIS HUNTER III	OL
7	CHRIS HUNTER, JR.	LB
23	ANTONIO JACKSON	S
44	JARID JOHNSON	NT
83	JEVON JOHNSON	WR
67	ASHTON KERSHNER	OL
22	CALVONTAY KEY	CB
40	HAYDEN KING	LS
44	BRETT KUCZYNSKI	LS
48	Aidan Laros	K/P
89	DERAY LAWRENCE	WR
7	NARKEL LEFLORE	RB
86	ROBERT LILLEY-SNEED	WR
19	JACK LUCAS	S
50	AJ MARQUEZ	OL
42	JAMAL MAYERS	CB
20	JAMICHAEL MCGOY, JR.	CB
77	LAMAR MORGAN	OL
80	WILL MORRIS	WR
10	DAVONTE MURRAY	DE
88	JADEN NASH	WR
5	DJ NELSON	TE
98	ALEX NOLEN	K/P
32	KOBE OKEKE	OLB
79	GAVIN OLSON	OL
49	ERIN PARKER	TE
45	ADARION PATTON	S
42	COLTON PEOPLES	LS
30	CHARLES PERKINS	DT
31	LAMARION PIERCE	CB
2	MICHAEL PLEAS, JR.	OLB
47	STEFAN PONDER	LB
52	BARRETT POWERS	LS
39	TYLER PUGH	S
6	ZOE ROBERTS	WR
38	CAM ROBERTSON	S
26	AJ ROBINSON, JR.	S
6	JAY ROGERS	DT
13	TREVONTE RUCKER	WR
72	ZION RUCKER	OL
99	JAREL SAVAGE	DE
9	JAYLON SHARPE	LB
11	TEVIN SHIPP	OL
18	AJAY SMITH	WR
68	GARRETT SMITH	OL
46	HAYDEN SMITH	LB
81	KODY SPARKS	QB
12	KEENAN SPEER-JOHNSON	WR
45	CHRISTIAN STAPLETON	TE
18	JACOB STEVENSON	S
91	TYSON STRICKLAND	NT
27	TERAYON SWEET	RB
4	DEVONTE TANKSLEY	WR
62	JOSHIAH TINGLEY	OL
93	BRODERICK TOMMIE, JR.	NT
99	CASON TOTTON	K
24	ARIUS TRICE	K
95	VANCE VAN EVERY	OL
48	ANSLEY WARE	LB
36	SHAMARI WEIR	LB
49	ANDY WESTBROOKS	K/P
17	ASA WONDEH	WR
37	RYAN YOUNG	K

		UT Martin (2-1)			
		ALL-TIME SERIES: 12-19-1			
		HEAD COACH: JASON SIMPSON			
		RECORD AT UTM: 109-85 (18TH)			
		CAREER RECORD: 109-85 (18TH)			
OFFENSE					
QB	8	KINKEAD DENT	6-4	210	GR.
	11	KODY SPARKS	6-5	220	R-So.
RB	2	SAM FRANKLIN	5-10	195	R-So.
	3	JORDAN CASTLEBERRY	5-8	180	R-Jr.
TE	85	AUSTIN BRAY	6-6	250	So.
	87	MAX DOWLING	6-6	240	R-Fr.
L	9	MARLON COOK, JR.	6-2	200	GR.
	13	TREVONTE RUCKER	6-1	175	Jr.
R	6	ZOE ROBERTS	5-11	185	JR.
	18	AJAY SMITH	6-4	190	Sr.
H	4	DEVONTE TANKSLEY	5-10	160	R-Jr.
	17	ASA WONDEH	6-0	170	Sr.
LT	79	GAVIN OLSON	6-4	290	SR.
	76	JASON EATON	6-8	320	R-So.
LG	62	JOSHIAH TINGLEY	6-2	290	R-So.
	78	NOAH HAYES	6-5	310	Gr.
C	55	VANCE VAN EVERY	6-2	290	JR.
	62	JOSHIAH TINGLEY	6-2	290	R-So.
RG	65	DRAKE CARROLL	6-2	300	R-Jr.
	71	LOGAN CROUCH	6-6	310	R-Fr.
RT	77	LAMAR MORGAN	6-5	305	SR.
	74	MITCHELL APPLETON	6-5	300	Jr.
DEFENSE					
DE	1	DAYLAN DOTSON	6-3	280	JR.
	10	DAVONTE MURRAY	6-3	260	R-So.
NT	44	JARID JOHNSON	6-2	310	SR.
	94	CHRISTIAN DOWELL	6-2	280	Jr.
DT	6	JAY ROGERS	6-3	290	R-Sr.
	97	TOBY CAMP	6-3	280	R-So.
OLB	8	GIOVANNI DAVIS	6-3	250	JR.
	41	BRYCE DAILEY	6-4	240	R-Fr.
LB	11	TEVIN SHIPP	6-2	230	GR.
	7	CHRIS HUNTER	6-1	230	R-Jr.
LB	9	JAYLON SHARPE	6-2	230	R-Sr.
	25	ISAIAH ABDULLAH	6-3	215	R-Jr.
R	12	CARSON EVANS	6-1	185	R-Jr.
	29	KALEB ALMO	6-0	200	So.
DB	20	JAMICHAEL MCGOY, JR.	5-10	170	R-So.
	31	LaMARION PIERCE	6-0	160	R-Fr.
FS	19	JACK LUCAS	6-0	180	R-Jr.
	21	ROBERT DANIEL, JR.	6-0	200	Gr.
SS	5	JOSH HASTINGS	6-1	200	R-So.
	23	CELEYCAN HILL	6-4	165	Jr.
DB	0	OSHAЕ BAKER	5-10	195	JR.
	28	VINCENT GUY	6-0	180	R-Jr.
SPECIALISTS					
K	48	AIDAN LAROS	6-2	210	R-So.
	37	RYAN YOUNG	6-1	160	R-Fr.
P	48	AIDAN LAROS	6-2	210	R-So.
	38	GRAYSON CAMPBELL	5-11	170	R-Fr.
KOS	48	AIDAN LAROS	6-2	210	R-So.
LS	42	COLTON PEOPLES	6-4	230	SO.
H	11	KODY SPARKS	6-5	220	R-So.
KR	7	NARKEL LEFLORE	5-9	170	JR.
	3	JORDAN CASTLEBERRY	5-8	180	R-Jr.
PR	0	OSHAЕ BAKER	5-10	195	JR.
	4	DeVONTE TANKSLEY	5-10	160	R-Jr.



North Alabama (2-2)

ALL-TIME SERIES: 19-12-1

HEAD COACH: BRENT DEARMON

RECORD AT UNA: 2-2 (1st)

CAREER RECORD: 12-3 (2nd)

OFFENSE

QB	6	NOAH WALTERS	6-0	190	SO.
	2	TJ SMITH	6-2	200	R-Jr.
RB	1	DEMARCUS LACEY	6-0	181	SO.
	4	PARKER DRIGGERS	6-0	198	R-Jr.
TE	88	KALEB HEATHERLY	6-5	225	SO.
	19	KENNY RAWLS	6-3	228	R-Jr.
X	5	TAKAIREE KENEBREW	6-2	190	R-Sr.
	0	DAKOTA WARFIELD	6-1	197	Sr.
S	9	DAVID FLORENCE	5-10	185	GR.
	18	KJ FIELDS	6-0	186	Fr.
Y	14	KOBE WARDEN	5-9	155	R-JR.
	26	WINSTON SWEETING	6-0	190	Sr.
Z	23	KADEN COOPER	6-0	180	FR.
	8	JUSTIN LUKE	5-11	180	R-So.
LT	72	WITT MITCHUM	6-6	295	R-So.
	51	RYAN WALKER	6-3	260	Fr.
LG	68	STEVIE YOUNG	6-4	293	SR.
	67	LOGAN MCINNISH	6-4	340	R-So.
C	74	GAGE SAINT	6-4	289	JR.
	57	AMIR GRAHAM	5-11	275	R-Fr.
RG	76	FAU TAI'VAI	6-2	340	JR.
	65	COLLIN WRIGHT	6-3	308	R-Fr.
RT	77	MICKEL CLAY	6-5	278	JR.
	75	WILL DERICO	6-4	312	Sr.

DEFENSE

DE	45	TYRIK DANIELS	5-11	228	R-So.
	0	KAM'RON GREEN	6-4	233	Jr.
T	54	JYHEAM INGRAM	6-1	280	FR.
	50	GRANT WISDOM	5-11	278	R-Jr.
T	99	KALEB BROWN	6-0	280	SO.
	58	ELIJAH ELMORE	6-0	300	R-So.
DE	44	PHILIP OSSAI	6-0	258	SR.
	15	MAKENLY NEWBILL	6-1	255	R-Sr.
WILL	10	AMAURI FLOYD	6-1	210	JR.
	4	RUSH LANSEDELL	6-5	215	R-Jr.
MIKE	8	SHAUN MYERS	6-1	208	JR.
	22	A.J. PHILLIPS	6-0	225	Jr.
CB	3	K.J. TRUJILLO	6-0	180	R-JR.
	21	ASHAAD WILLIAMS	6-2	178	R-So.
SS	9	GREGORY REDDICK	5-11	195	R-JR.
	5	RYAN MADISON	5-11	187	So.
FS	1	EDWIN WHITE SCHULTZ	6-1	205	R-So.
	29	JAYLEN POWELL	5-11	190	So.
NICK	7	PHILJAE BIEN-AIME	5-11	185	R-FR.
	24	CAMERON JAMAR	5-8	178	R-So.
CB	20	A.J. SEAY	6-0	185	R-So.
	25	KEENAN HILL	5-11	173	R-Fr.

SPECIALISTS

K	37	SAM CONTORNO	5-9	177	R-JR.
	92	NATHAN OGLETREE	6-2	170	R-Fr.
P	35	ADAM WATFORD	5-11	175	FR.
	42	THOMAS DOWIS	6-1	205	R-So.
KOS	37	SAM CONTORNO	5-9	177	R-JR.
	92	NATHAN OGLETREE	6-2	170	R-Fr.
LS	47	NATHAN CURRY	6-0	198	FR.
	53	EVAN GODWIN	5-11	200	R-Fr.
H	42	THOMAS DOWIS	6-1	205	R-So.
	14	KOBE WARDEN	5-9	155	R-Jr.
KR	14	KOBE WARDEN	5-9	155	R-JR.
	12	JAQUAN WOODS	5-8	164	R-So.
PR	14	KOBE WARDEN	5-9	155	R-JR.
	12	JAQUAN WOODS	5-8	164	R-So.

ALPHABETICAL ROSTER		
No.	NAME	Pos.
27	CAMDEN ALLISON	DB
55	EDGAR AMAYA	OL
41	TYLER ANTKOWIAK	DE
94	JAMARION AUGUSTUS	LB
16	JAVEN AUGUSTUS	DL
7	PHILJAE BIEN-AIME	DB
87	NATHAN BROCKWAY	TE
78	BRADY BROWN	OL
99	KALEB BROWN	DL
77	MICKEL CLAY	OL
33	E.J. COLBERT	DL
37	SAM CONTORNO	K
23	KADEN COOPER	WR
30	JAKOB CUMMINGS	TE
47	NATHAN CURRY	LS
11	JALYN DANIELS	RB
45	TYRIK DANIELS	DL
43	KENDRICK DAVIS	LB
75	WILL DERICO	OL
42	THOMAS DOWIS	K
4	PARKER DRIGGERS	RB
58	ELIJAH ELMORE	DL
3	JJ EVANS	WR
18	KJ FIELDS	WR
81	OLLIE FINCH JR.	WR
84	OMAREON FINCH	WR
85	IZAYAH FLETCHER	WR
9	DAVID FLORENCE	WR
10	AMAURI FLOYD	LB
53	EVAN GODWIN	LS
79	RAYKWON GOLDTHWAITE	OL
57	AMIR GRAHAM	OL
0	KAM'RON GREEN	DL
6	GALLI, GUILLAUME	LB
48	SETH HAMPTON	LB
7	BEN HARRIS	QB
97	ELIJAH HARTNETT	DE
88	KALEB HEATHERLY	TE
80	SAWYER HEPTINSTALL	WR
25	KEENAN HILL	DB
39	JOSHIAH HIXON	DB
54	JYHEAM INGRAM	DL
24	CAMERON JAMAR	DB
49	KENAN JONES	DB
5	TAKAIREE KENEBREW	WR
1	DEMARCUS LACEY	WR
4	RUSH LANSEDELL	LB
31	ANDREW LEAK	LB
8	JUSTIN LUKE	WR
5	RYAN MADISON	DB
98	CHAUNCEY MAYES	DL
91	JAKE MCCLUSKEY	DT
46	PHIL McDUFF	LB
67	LOGAN MCINNISH	OL
72	WITT MITCHUM	OL
34	DENNIS MOODY	RB
43	KYLER MURKS	DL
28	MYLES MURPHY	RB
8	SHUAN MYERS	LB
15	MAKENLY NEWBILL	DL
92	NATHAN OGLETREE	PK
44	PHILIP OSSAI	DL
36	ERIN OUTLEY	TE
22	A.J. PHILLIPS	LB
38	GARRICK PONDER	LB
27	MALEEK POPE	RB
29	JAYLEN POWELL	DB
19	KENNY RAWLS	TE
9	GREGORY REDDICK	DB
96	JACK RICE	K/P
40	AIDAN ROBINSON	LB
86	AMARIE ROGERS	TE
74	GAGE SAINT	OL
20	A.J. SEAY	DB
82	RYAN SHOOP	WR
2	ALLEN SMITH	DB
2	TJ SMITH	QB
63	BRODY STEWART	OL
26	WINSTON SWEETING	WR
52	BOONE SWINNEY	LB
76	FAU TAI'VAI	OL
17	ISAIAH TATE	QB
83	NIKKI TAYLOR	WR
32	MICHAEL TOWNER JR.	DE
56	TRENTON TOWNSEND	DL
3	K.J. TRUJILLO	DB
51	RYAN WALKER	QB
6	NOAH WALTERS	OL
14	KOBE WARDEN	WR
0	DAKOTA WARFIELD	WR
35	ADAM WATFORD	P
73	EDGERINN WATSON	OL
1	EDWIN WHITE SCHULTZ	DB
21	ASHAAD WILLIAMS	LB
50	GRANT WISDOM	DL
13	BARRY WOMACK	WR
12	JAJUAN WOODS	DB
65	COLLIN WRIGHT	OL