

**2023 North Alabama Football  
Record Book**



# 2023 QUICK FACTS

## THE UNIVERSITY OF NORTH ALABAMA

### GENERAL

NAME OF SCHOOL:	University of North Alabama
CITY/ZIP:	Florence, Alabama 35632
FOUNDED:	1830
ENROLLMENT:	10,000+
NICKNAME:	Lions
SCHOOL COLORS:	Purple and Gold
FACILITY:	Braly Municipal Stadium
capacity:	14,215
AFFILIATION:	Football Championship Subdivision (FCS)
CONFERENCE	United Athletic Conference
PRESIDENT:	Dr. Ken Kitts
ATHLETIC DIRECTOR:	Dr. Josh Looney
alma mater	Washburn (2005)
office phone:	(256) 765-4397
FACULTY ATHLETIC REPRESENTATIVE:	Dr. Jeffery Ray
office phone	(256) 765-4933
TICKET MANAGER:	Ben Bond
ticket office:	(256) 765-5467
HEAD ATHLETIC TRAINER:	Josh Penny
office phone:	(256) 765-4563
ATHLETIC DEPT.	
FAX:	(256) 765-4685

### HISTORY

ALL-TIME RECORD:	480-298-16
CONFERENCE	
CHAMPIONSHIPS:	1960, 1961, 1962, 1963, 1980, 1983, 1985, 1993, 1994, 1995, 2003, 2006, 2009, 2013, 2014, 2015, 2016
NCAA PLAYOFFS:	1980, 1983, 1985, 1990, 1992, 1993, 1994, 1995, 1997, 2003, 2005, 2006, 2007, 2008, 2009, 2010, 2011, 2013, 2014, 2015, 2016
NCAA DIVISION II NATIONAL CHAMPIONSHIPS	
	1993, 1994, 1995

### ATHLETIC COMMUNICATIONS

ASSISTANT ATHLETIC DIRECTOR,  
COMMUNICATIONS:  
Mike Ezekiel  
256-765-5034  
dezekiel@una.edu

COORDINATOR OF CREATIVE  
BROADCASTING CONTENT AND  
SPECIAL ASSISTANT TO THE  
ATHLETIC DIRECTOR:  
Benjamin Ray  
(256) 765-5064 - office  
baray@una.edu

CREATIVE MEDIA &  
COMMUNICATIONS COORDINATOR:  
Tarayceus Jeffries  
(256) 765-4562 - office  
tjeffries@una.edu

SPORTS INFORMATION STUDENT  
WORKER:  
Bryce Balch  
bbalch@una.edu

SPORTS INFO. FAX:  
(256) 765-4659

SID MAILING ADDRESS:  
UNA Box 5038  
Florence AL 35632-0001

OVERNIGHT MAIL:  
University of North Alabama  
One Champions Way  
Self Field House 221  
Florence AL 35632-0001

STUDENT WORKERS:  
Cayla Dee Crawford  
Bryce Balch

# 2023 QUICK FACTS

## 2023 NORTH ALABAMA FOOTBALL

### COACHING STAFF

alma mater: Bethel (2008)  
record at UNA: 0-0 (First Season)  
collegiate record: 10-1 (1 Year)  
best time to call: mornings

#### OFFENSIVE COACHING STAFF:

Offensive Coordinator/Tight Ends: **Kevin Wewers** (Arkansas Tech, 2011)  
Quarterbacks: **Jake Bentley** (South Carolina, 2019)  
Receivers: **Samie Parker** (Oregon, 2005)  
Running Backs: **Morgan Cruce** (Lambuth, 2008)  
Offensive Line: **Richard Hutchings** (Langston, 2013)  
Offensive Analyst: **Wesley White**

#### DEFENSIVE COACHING STAFF:

Defensive Coordinator: **Brock Caraboa** (Marian, 2011)  
Linebackers: **DeShaun Davis** (Auburn, 2017)  
Defensive Line: **Thomas Johnston** (UAB, 2021)  
Defensive Backs: **De'Von Lockett** (Northwestern State, 2002)  
Special Teams Coordinator/Nickels: **Luke Roth** (Bethel, 2010)  
Defensive Analyst: **Kyle Persons**

#### STAFF

Director of Football Operations: **Morgan Cruce**  
Assistant Director of Football Operations: **Erin McFry**  
Director of Player Development: **Kerryon Johnson**  
Head Equipment: **Logan Ellis** (North Alabama, 2020)  
Head Strength Coach: **Steve Herring** (North Alabama, 1985)  
Head Athletic Trainer: **Josh Penny** (West Alabama, 1999)  
Head of Football Video: **Hayden Bryant** (North Alabama, 2022)

### TEAM INFORMATION

RECORD LAST YEAR:	1-10
CONFERENCE RECORD/FINISH:	0-5 (ASUN)
OFFENSIVE LETTERMEN	46
RETURNING	32
LOST	14
DEFENSIVE LETTERMEN	43
RETURNING	22
LOST	21
SPECIAL TEAMS LETTERMEN	5
RETURNING	3
LOST	2
TOTAL LETTERMEN	94
RETURNING	57
LOST	37
OFFENSIVE STARTERS	
RETURNING	7
LOST	4
DEFENSIVE STARTERS	
RETURNING	4
LOST	7
SPECIALTY STARTERS	
RETURNING	2
LOST	1
TOTAL STARTERS	
RETURNING	13
LOST	12



# NORTH ALABAMA 2023 FOOTBALL SCHEDULE

Aug. 26	Sat	vs. Mercer	Montgomery, Ala. <b>(FCS KICKOFF)</b>	2:30 PM
Sept. 2	Thu	UT-CHATTANOOGA	HOME	6:00 PM
Sept. 9	Sat	*at Tarleton State	Stephenville, Texas	TBA
Sept. 16	Sat	at Tennessee Tech	Cookeville, Tenn.	6:00 PM
Sept. 23	Sat	UT-MARTIN	HOME <b>(1993 National Championship Reunion)</b>	6:00 PM
Sept. 30	Sat	*EASTERN KENTUCKY	HOME <b>(HOMECOMING)</b>	6:00 PM
Oct. 7	Sat	Bye		
Oct. 14	Sat	*at Abilene Christian	Abilene, Texas	3:00 PM
Oct. 21	Sat	*UTAH TECH	HOME	6:00 PM
Oct. 28	Sat	*at Austin Peay	Clarksville, Tenn.	3:00 PM
Nov. 4	Sat	*CENTRAL ARKANSAS	HOME	4:00 PM
Nov. 11	Sat	Bye		
Nov. 18	Sat	at Florida State	Tallahassee, Fla.	TBA

\* Indicates United Athletic Conference Game.

## 2023 UNIVERSITY OF NORTH ALABAMA OPPONENTS

Opponent	Record Last Year	Last Meeting	Result	UNA's Record vs. Opponent
Mercer	7-4	NA		0-0
Chattanooga	7-4	2022	UTC won 41-14 in Chattanooga	0-3
*Tarleton State	6-5	2022	TSU won 43-28 in Florence	1-2
Tennessee Tech	4-7	2022	TTU won 35-27 in Florence	2-5-1
UT-Martin	7-4	1990	UNA won 49-0 in Florence	19-12-1
*Eastern Kentucky	7-4	2022	EKU won 56-53 at Richmond	0-1
*Abilene Christian	7-4	2011	UNA won 23-17 in Dallas	1-0
*Utah Tech	4-7	NA		0-0
*Austin Peay	7-4	2022	APSU won 38-35 in Florence	13-6
*Central Arkansas	5-6	2022	UCA won 64-29 at Conway	15-6
Florida State	10-3	NA		0-0

### Notes

\* UNA's second season as a full-fledged member of the NCAA Division I and the FCS. The Lions are eligible to compete for both the United Athletic Conference title and an NCAA Playoff berth.

\* UNA's first season of football in the United Athletic Conference.

\* UNA will be facing three of its 2023 opponents for the first time (Mercer, Utah Tech and Florida State), and will renew series with two others (UT-Martin and Abilene Christian). Six opponents on UNA's 2023 schedule (Chattanooga, Tarleton State, Tennessee Tech, Eastern Kentucky, Austin Peay and Central Arkansas) were also on the Lions' 2022 schedule.

# 2023 LETTERMEN

## 2023 NORTH ALABAMA FOOTBALL

### Starters

#### Offense Returning 6

Will Derico	OL
Takairee Kenebrew	WR
Demarcus Lacey	WR
Fau Tai'Vai	OL
Noah Walters	QB
Stevie Young	OL

#### Offense Lost 5

Cortez Hall	WR
ShunDerrick Powell	RB
Corson Swan	TE
A.J. Vang	OL
Cam Watson	OL

#### Defense Returning 6

Kam'ron Green	DL
Gallil Guillaume	LB
Shaun Myers	LB
Phillip Ossai	DL
A.J. Phillips	LB
K.J. Trujillo	DB

#### Defense Lost 5

Terrell Bailey	DB
Jeffrey Battle	DB
Micah Bland	DL
Kyree Fields	DB
Zakobe Shoulders	DL

#### Specialty Returning 2

Sam Contorno	PK
Thomas Dowis	P

#### Specialty Lost 1

Brett Burton	LS
--------------	----



*Sophomore Noah Walters enters the 2023 season with 151 career completions for 2,149 yards and 19 passing touchdowns. As a Freshman, Walters helped lead the Lions to their highest scoring average in the Division I era (28.6).*

# 2022 STATS

## RETURNING STATISTICAL LEADERS

<b>PASSING</b>	<b>Comp-Att-Int</b>	<b>Yards</b>	<b>TD</b>
Noah Walters	151-285-12	2,149	19
Ben Harris	1-3-0	6	1

<b>RUSHING</b>	<b>Att</b>	<b>Yards</b>	<b>Avg</b>	<b>TD</b>
Demarcus Lacey	34	215	6.3	1
Noah Walters	93	212	2.3	2
Parker Driggers	34	71	2.1	0
Ben Harris	3	31	10.3	0
Jalyn Daniels	6	23	3.8	0

<b>RECEIVING</b>	<b>No.</b>	<b>Yards</b>	<b>Avg</b>	<b>TD</b>
Takairee Kenebrew	29	649	22.4	8
Demarcus Lacey	23	381	16.7	7
Kaleb Heatherly	9	109	12.1	0
Dakota Warfield	6	92	15.3	1
Parker Driggers	11	52	4.7	0
Kobe Warden	3	31	10.3	0
Jaquan Woods	2	22	11.0	0



<b>DEFENSE</b>	<b>UT</b>	<b>AT</b>	<b>TT</b>	<b>TFL-YDS</b>	<b>SACK-YDS</b>	<b>INT/YDS</b>	<b>PD</b>	<b>FR-FF</b>
Gallil Guillaume	25	29	54	1-1	0.5-1	0-0	0	0-1
Shaun Myers	22	27	49	2-5	0-0	0-0	2	0-0
A.J. Phillips	24	22	46	2-9	1-6	0-0	1	0-1
Phillip Ossai	21	16	37	7.5-28	2-11	0-0	1	0-0
Jakob Cummings	19	15	34	2.5-10	1.5-8	0-0	0	0-0
Kam'ron Green	12	18	30	5.5-29	4-26	0-0	0	0-0
K.J. Trujillo	13	7	20	1-4	0-0	1-0	5	0-1
Barry Womack	5	10	15	0.5-1	0-0	1-0	1	0-0
Ashaad Williams	7	6	13	0-0	0-0	0-0	0	0-0
Tyler Antkowiak	7	4	11	0-0	0-0	0-0	0	0-0
Garrick Ponder	2	7	9	1-6	0.5-4	0-0	1	0-0
Allen Smith	7	1	8	1-10	1-10	0-0	1	0-1
E.J. Colbert	2	4	6	1.5-3	0-0	0-0	0	1-0
Javen Augustus	2	1	3	0.5-4	0.5-4	0-0	0	0-0
Jamarion Augustus	2	0	2	0-0	0-0	0-0	0	0-0
Ryan Madison	2	3	5	0-0	0-0	0-0	0	0-0

# 2023 FACTS

---



## THE LIONS WILL COMPETE IN THE UNITED ATHLETIC CONFERENCE IN 2023

• The ASUN and WAC announced a new football alliance moving forward beginning in the 2023 season. Originally presented as the ASUN-WAC Challenge in 2021, the agreement allowed for seven institutions--three ASUN members and four WAC members--to build a new AQ (automatic qualification) opportunity into the 2021 NCAA FCS Playoffs. The UAC will have nine participating institutions and will add University of Texas Rio Grande Valley in the fall of 2025 when they officially add football.

### United Athletic Conference Football Schools

Abilene Christian University	Abilene, Texas	Wildcats
Austin Peay State University	Clarksville, Tenn.	Governors
Eastern Kentucky University	Richmond, Ky.	Colonels
Southern Utah University	Cedar City, Utah	Thunderbirds
Stephen F. Austin University	Nacogdoches, Texas	Lumberjacks
Tarleton State University	Stephenville, Texas	Texans
University of Central Arkansas	Conway, Ark.	Bears
University of North Alabama	Florence, Ala.	Lions
Utah Tech University	St. George, Utah	Trailblazers
University of Texas Rio Grande Valley*	Edinburg, Texas	Vaqueros

\* Starting in 2025

## LIONS TO PLAY FIRST POWER 5 PROGRAM SINCE 1959

• In week 12 of the 2023 season the UNA football team will travel to Tallahassee to take on the Florida State Seminoles. This will be the first power five program that the Lions have had on the schedule since 1959 when the Lions fell 42-7 in Nashville to Vanderbilt.

## LIONS FACING THREE SCHOOLS FOR THE FIRST TIME IN PROGRAM HISTORY

• North Alabama will be facing three opponents for the first time in school history in 2023. Mercer, Utah Tech and Florida State. The Lions will face Mercer in Montgomery, Ala. in the FCS Kickoff game to be broadcast on ESPN. UNA will meet United Athletic Conference member Utah Tech for the first time in the 2023 season in Florence on October 21. The Lions will also travel to Tallahassee to take on the Florida State Seminoles for the first time in program history, which will be the first power five opponent North Alabama has seen in over 60 years.

## LIONS IN SECOND SEASON OF POSTSEASON ELIGIBILITY

• Following a four year transition period, the Lions became fully eligible for the NCAA postseason at the Division I level for all sports beginning in the 2022-23 academic year. The Lions are searching for their first Division I NCAA tournament appearance across all sports this season.

## LIONS IN SEASON-OPENERS

• This game will kickoff North Alabama's 75th season of collegiate football. The Lions are 42-28-4 all-time in their 74 season-opening games. UNA is 2-3 in season openers at the Division I level, defeating Southern Utah 34-30 on the road in 2018, downing Western Illinois 26-17 at home to open the 2019 season, losing 28-7 at Liberty in 2020, 49-28 at home to 17th ranked Southeastern Louisiana in 2021 and 17-14 to Indiana State in 2023.

# 2023 FACTS

---

## **FCS KICKOFF TO BE BROADCAST ON ESPN**

• The FCS Kickoff will be broadcast on ESPN. This will be North Alabama's first appearance on an ESPN network since 2016 when they appeared on ESPN2 in a 29-3 loss against Northwest Missouri State in the Division II National Championship Game. This is North Alabama's first game broadcast on ESPN since 1995 in a 27-7 victory over Pittsburg State in the Division II National Championship Game.

## North Alabama Football on ESPN Networks

Year	Opponent	Network	Result
1985	North Dakota State	ESPN	L - 7-35
1993	IUP	ESPN	W - 41-34
1994	Texas A&M Kingsville	ESPN2	W - 16-10
1995	Pittsburg State	ESPN	W - 27-7
2005	NW Missouri State	ESPNU	L - 24-25
2008	NW Missouri State	ESPN2	L - 7-41
2016	NW Missouri State	ESPN2	L - 3-29

## **LIONS HAVE PLAYED IN 20 ONE POSSESSION GAMES IN SIX DIVISION ONE SEASONS**

• 20 of the Lions 47 games in the Division I era have been decided by eight or less points. The Lions hold a record of 7-13 in one score games since 2018, which includes an 0-5 record last season.

## Lions One Score Games in 2022

Sept. 1	at Indiana State	L - 14-17 (OT)
Oct. 8	at Kennesaw State	L - 34-40 (2 OT)
Oct. 22	at Eastern Kentucky	L - 53-56
Nov. 5	vs. Austin Peay	L - 35-38
Nov. 12	vs. Tennessee Tech	L - 37-35

## **VOTE TO MOVE TO DIVISION I (FCS) CAME IN 2016**

• The University of North Alabama Board of Trustees voted on December 6, 2016, to accept an invitation from the ASUN Conference and begin the transition of UNA to an NCAA Division I institution in the Fall of 2018. Thirteen of North Alabama's athletic teams competed for the last four years in the ASUN. The UNA football program was an FCS independent in 2018 and competed in the Big South Conference in 2019 and 2021. During the COVID-19 affected season of 2020, UNA played a fall schedule, while the Big South played in the Spring. The Lions were not eligible to compete for a conference championship or the NCAA playoffs during the last four seasons of football.

## **THE TRANSITION BEGAN AS AN FCS INDEPENDENT IN 2018**

• During the 2018 season, the Lions competed as a member of the Division I Football Championship Subdivision (FCS) as an independent. UNA finished the season with a 7-3 mark that included road wins at FCS opponents Southern Utah, Alabama A&M and Jackson State.

## **LIONS WERE CHARTER MEMBERS OF GULF SOUTH CONFERENCE AND NCAA DIVISION II**

• The University of North Alabama was a charter member of both the Gulf South Conference and the NCAA Division II and competed under the GSC and Division II banners since those organizations were formed in the early 1970s. North Alabama left the GSC and Division II as one of the most successful programs to ever compete in that league or on that national level.

## **LIONS ENTERING SIXTH SEASON AS A MEMBER OF FCS**

• This is North Alabama's sixth season as a member of the Football Championship Subdivision, but is just the Lions' second as a full Division I member after a four-year transition period. During the transition, UNA went 7-3 in 2018, 4-7 in 2019, 0-4 in COVID shortened 2020 season, and 3-8 in 2021 and 1-10 in 2022 for a 15-31 record. In the Lions first season as a full Division I member, they posted a 1-10 record.



# THE TRADITION

## UNA HAS RICH FOOTBALL TRADITION

### **North Alabama Has Claimed Seven National Championships:**

The University North Alabama athletic program has won seven NCAA Division II National Championships with three in football (1993, 1994, 1995), two in men's basketball (1979, 1991), one in women's volleyball (2003) and one in softball (2016).

### **UNA is One of Just Five Schools With at Least Two Basketball and Two Football Titles:**

North Alabama is one of just five schools in NCAA history on all levels to have won at least two National Championships in football and men's basketball. The others are Florida, Michigan State, Northwest Missouri State and Wisconsin-White-water.

### **Two National Player of the Year Award Named for Former UNA Student-Athlete:**

The Division II National Football Player of the Year Award is named for former North Alabama student-athlete Harlon Hill. The Harlon Hill Trophy has been presented annually since 1986.

## FOOTBALL

### **North Alabama Is Second Winningest Collegiate Football Program in Alabama Since 1990:**

The University of North Alabama ranks second only behind the University of Alabama for football success by a school from the State of Alabama since 1990. Over the last 32 seasons, North Alabama has a combined 253-126-1 record in football, second behind Alabama's 295 wins over the same period. Auburn is third with 246 wins and Tuskegee is fourth at 245.

### **North Alabama was First NCAA Scholarship Football Team to Win Three Straight National Titles:**

With three straight NCAA Division II Football National Championships from 1993-95, North Alabama became the first school in the history of NCAA scholarship football to win three consecutive football national titles. The only other schools to match that feat since have been FCS members Appalachian State (2005-07) and North Dakota State (2011-15).

### **UNA was First Collegiate Football Team to Win 40 Games in Three Years:**

North Alabama was the first college football program in NCAA history to win as many as 40 games in just three seasons when the Lions went 41-1 from 1993-95. The only loss during that three-year span was 17-10 on the road at Youngstown State in 1994. Youngstown State went on to win the FCS football national championship that season.

### **North Alabama was First Integrated Collegiate Football Team in Alabama**

On September 21, 1968, the University of North Alabama, then known as Florence State University, became the first predominantly white college in the state of Alabama to play an African American player in a collegiate football game. Freshmen Leonard "Rabbit" Thomas of Huntsville, Ala., and Bobby Joe Pride of Decatur, Ala., played in the Lions' season-opening game against Central Arkansas on September 21, 1968, breaking the color barrier in the state. The duo not only played in every game that season but both went on to distinguished careers as four-year lettermen for the Lions and both are members of the UNA Athletic Hall of Fame. As far as other predominantly white institutions in the state of Alabama, West Alabama, Jacksonville State and Samford played their first African American football players in 1969. Auburn followed in 1970, Alabama and Troy in 1971. Alabama had five African American students walk on on its football team in the spring of 1967 but none of them played in a game.

### **Lions Prominent in National Football League:**

The North Alabama football program has had 17 players drafted by National Football League teams, another 55 have signed NFL free-agent contracts and five former UNA Lions have gone on to play in the Super Bowl. Former UNA tight end Harlon Hill earned NFL Rookie of the Year and NFL Most Valuable Player honors with the Chicago Bears.

### **Five Former Lions Have Played in the Super Bowl:**



# THE TRADITION

## UNA HAS RICH FOOTBALL TRADITION

Five former North Alabama Lions went on to play in the Super Bowl during their careers in the National Football League. The first was receiver Robert Steele who played as a backup with the Dallas Cowboys in Super Bowl XIII. A pair of former Lions were in the same secondary in Super Bowl XXIV as Lewis Billups and Daryl Smith were teammates on the Cincinnati Bengals. Wide receiver Stevie Hobbs was a team captain and special teams starter on the Washington Redskins in Super Bowl XXVI and defensive tackle Shawn Lee was a starting defensive lineman for the San Diego Chargers in Super Bowl XXIX. Hobbs is the only former Lion on the winning team in the Super Bowl as Washington defeated the Buffalo Bills 37-24.

### Lions Reached NCAA Football Playoffs in 12 of Last 15 DII Seasons:

The University of North Alabama football program advanced to the NCAA Division II Playoffs in 12 of the Lions' last 15 seasons in Division II (2003, 2005, 2006, 2007, 2008, 2009, 2010, 2011, 2013, 2014, 2015, 2016)

### UNA's 21 All-time Football Playoff Appearances Rank Second in Division II History:


The University of North Alabama football program advanced to the NCAA Division II Playoffs 21 times between 1980 and 2016. It is the second most appearances in the history of the Division II playoffs by current or former members. The Lions 35 all-time playoff wins also rank second in DII history.

### North Alabama's Ronald McKinnon was Inducted into College Football Hall of Fame:

Former University of North Alabama All-American linebacker Ronald McKinnon (1992-95) was inducted into the College Football Hall of Fame in July of 2008. His class included such notables as Joe Paterno and Doug Flutie. A three-time consensus All-American on three national championship teams, McKinnon is the only defensive player to ever be selected as the Harlon Hill Trophy winner as Division II player of the year. He went on to a 10-year NFL career where he recorded more than 1,000 tackles.

### North Alabama was First Division II Football Program to Visit the White House:

In 1995 North Alabama became the first Division II football team invited to the White House. President Bill Clinton invited the Lions to Washington, D.C. after UNA went 14-0 in 1995, winning its third consecutive NCAA Division II National Championship. Ferris State became the second to visit the White House in 2022.



Shawn Lee



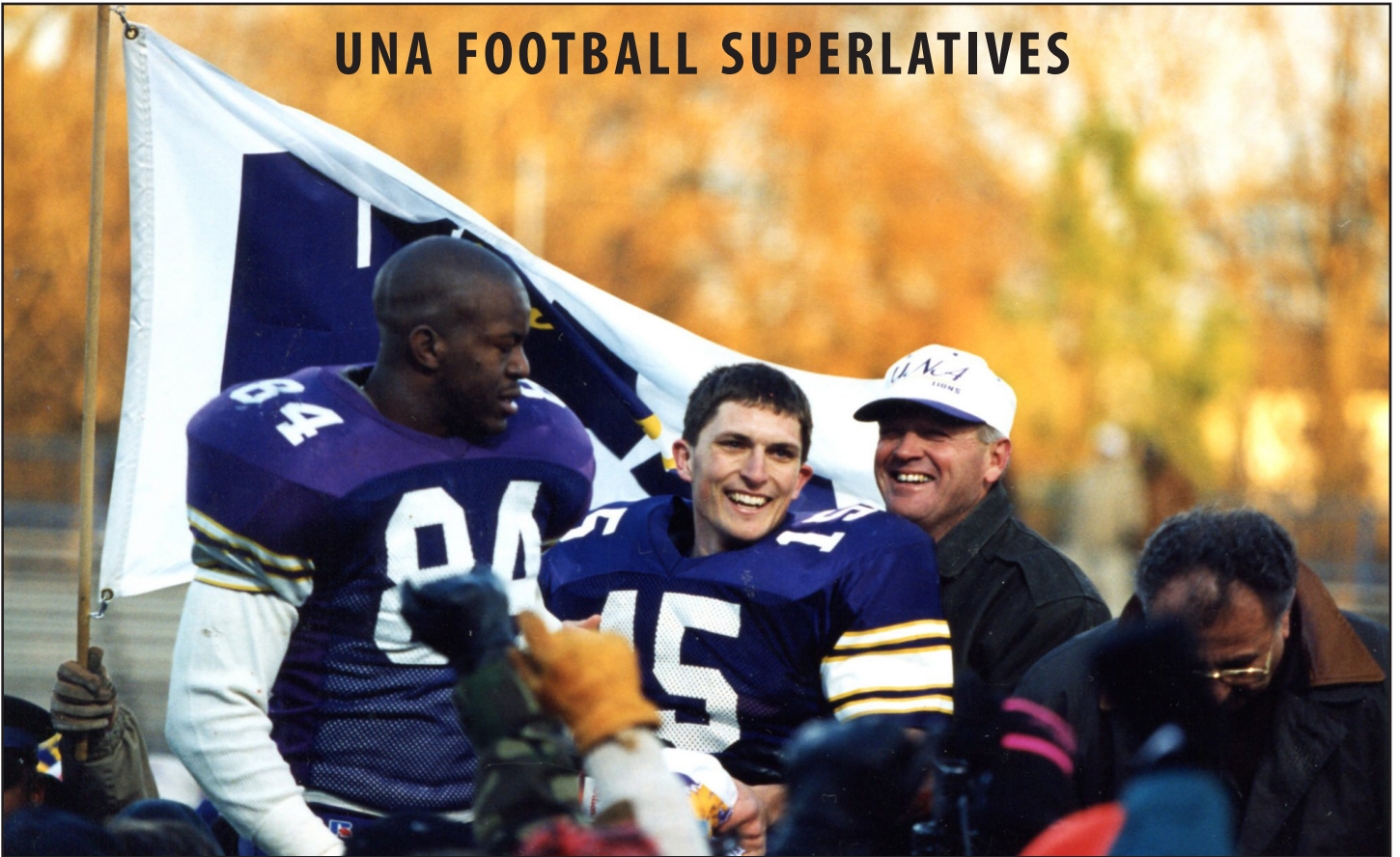
Ronald McKinnon



1995 Lions with President Bill Clinton at the White House

# THE TRADITION

## UNA FOOTBALL SUPERLATIVES



**1 - First Division II Football Program to Visit the White House**

(Invited by President Bill Clinton in 1996)

**3 - Consecutive National Championships**

(Only school in NCAA Division II history to win three straight football titles)

**5 - Former Lions Have Played in the Super Bowl**

(17 NFL draft picks, 59 free agent signees)

**13 - Gulf South Conference Football Titles**

(Most by any program in league history)

**21 - NCAA Division II Playoff Appearances**

(Second most in Division II history)

**22 - Top 25 National Rankings**

(Since 1980, Lions have been ranked in final Top 25 - 22 times)

**35 - NCAA Division II Playoff Wins**

(Second most in Division II history)

**253 - Football Wins Since 1990**

(Second among all collegiate football programs in the state of Alabama)

# THE TRADITION

## UNA'S DIVISION I FOOTBALL HIGHLIGHTS

**1959** - North Alabama played at Vanderbilt  
**1980** - North Alabama destroyed Middle Tennessee State 36-0 in the first game in newly renovated Braly Municipal Stadium  
**1994** - North Alabama lost 17-14 at defending and eventual FCS National Champion Youngstown State  
**1997** - North Alabama upset Louisiana Lafayette on the road, 48-42 in four overtimes  
**2003** - North Alabama upset eventual OVC Champion and FCS NCAA Playoff participant Jacksonville State 28-16  
**2018** - North Alabama won the first game of its FCS era, downing defending Big Sky Conference Champion Southern Utah 34-30 on the road  
**2020** - In a shortened season due to the COVID-19 Pandemic, North Alabama played a four-game schedule that included three FBS opponents, two of whom were nationally ranked.


### UNA vs. FCS Programs since Division I-AA (FCS) was formed in 1978 (16-34)

1978	at Austin Peay .....	<b>Won</b>	10-6
1979	at Middle Tennessee State.....	<b>Won</b>	20-17
1979	EAST TENNESSEE.....	Lost	7-27
1980	MIDDLE TENNESSEE STATE.....	<b>Won</b>	36-0
1981	at Missouri State .....	<b>Won</b>	28-21
1982	MISSOURI STATE .....	<b>Won</b>	17-3
1992	TROY .....	Lost	10-24
1993	at #3 Youngstown State .....	Lost	14-17
1999	at Elon.....	Lost	15-35
2002	at Samford (2 OT).....	Lost	21-24
2003	at Jacksonville State .....	<b>Won</b>	28-16
2013	at Jacksonville State (2 OT).....	Lost	21-24
2016	at #3 Jacksonville State .....	Lost	12-31
2018	at Southern Utah.....	<b>Won</b>	34-30
2018	at Alabama A&M .....	<b>Won</b>	25-20
2018	at #1 North Dakota State .....	Lost	7-38
2018	at Campbell.....	Lost	7-30
2018	at Jackson State .....	<b>Won</b>	24-7
2019	WESTERN ILLINOIS .....	<b>Won</b>	26-17
2019	at #22 Montana .....	Lost	17-61
2019	ALABAMA A&M.....	Lost	24-31
2019	at #13 Jacksonville State .....	Lost	12-30
2019	PRESBYTERIAN .....	<b>Won</b>	41-21
2019	at Hampton .....	Lost	34-40
2019	CHARLESTON SOUTHERN .....	Lost	20-25
2019	at #4 Kennesaw State.....	Lost	17-41
2019	CAMPBELL.....	<b>Won</b>	25-24
2019	at #20 Monmouth.....	Lost	38-49
2019	at Gardner-Webb .....	<b>Won</b>	34-30
2020	JACKSONVILLE STATE .....	Lost	17-24
2021	#17 SOUTHEASTERN LOUISIANA .....	Lost	28-49
2021	CHATTANOOGA.....	Lost	0-20
2021	at Jacksonville State .....	Lost	24-27
2021	at Nicholls State .....	Lost	14-31
2021	CAMPBELL.....	Lost	31-48
2021	at North Carolina A&T .....	Lost	34-38
2021	ROBERT MORRIS.....	<b>Won</b>	42-31
2021	CHARLESTON SOUTHERN .....	<b>Won</b>	45-22
2021	at Monmouth.....	Lost	33-45
2021	#5 KENNESAW STATE .....	Lost	24-28
2021	at Hampton .....	<b>Won</b>	35-27
2022	at Indiana State.....	Lost	14-17

2022	at Chattanooga .....	Lost	14-41
2022	TARLETON STATE .....	Lost	28-43
2022	at Kennesaw State (2OT) .....	Lost	34-40
2022	vs Jacksonville State.....	Lost	31-47
2022	at Eastern Kentucky.....	Lost	53-56
2022	at Central Arkansas.....	Lost	29-64
2022	AUSTIN PEAY .....	Lost	35-38
2022	TENNESSEE TECH .....	Lost	27-35

### Win Over Division I FBS

On Oct. 11, 1997 the Lions defeated Division I Southwestern Louisiana State (now Louisiana-Lafayette) 48-42 in four overtimes at Cajun Field. UNA trailed 18-7 at the half but freshman quarterback Tyler Peterson led a second half comeback that gave the Lions a 27-24 lead with 3:16 left in the game. The Ragin' Cajuns tied the game with a field goal with 18 seconds left in regulation to force overtime. Both teams scored touchdowns in the first overtime, missed field goal attempts in the second OT and scored touchdowns in the third extra period. In the fourth overtime, UNA's Chad Sears intercepted a Southwestern Louisiana pass to end their possession. Two plays later, UNA's Greg Manson raced 20 yards straight up the middle to the end zone. He actually also ran up the player's tunnel at the end of the stadium and out of view. The win was a rare win by an NCAA Division II institution over a Division I school. Peterson rushed for three touchdowns and threw for another, finishing with 140 yards rushing and 84 passing. Manson added 106 yards rushing.



### UNA vs. Division I FBS Programs (2-6)

1959	at Vanderbilt .....	Lost	7-42
1972	at Appalachian State.....	Lost	3-17
1973	Appalachian State.....	Won	21-7
1997	at Southwestern Louisiana (4 OT) ..	Won	48-42
2020	at #25 Liberty .....	Lost	7-28
2020	at Southern Mississippi .....	Lost	13-24
2020	at #8 BYU.....	Lost	14-66
2022	at Memphis .....	Lost	0-59

# LION FOOTBALL RECORD BOOK



On September 21, 1968, the University of North Alabama, then known as Florence State University, became the first predominantly white college in the state of Alabama to play an African American player in a collegiate football game. Recruited by head coach Hal Self, freshmen Leonard "Rabbit" Thomas (42) of Huntsville, Ala., and Bobby Joe Pride (23) of Decatur, Ala., played in the Lions' season-opening game against Central Arkansas, breaking the color barrier in the state. The duo not only played in every game that season but both went on to distinguished careers as four-year lettermen for the Lions, with both being inducted in the UNA Athletic Hall of Fame. Another African-American, Gene Stovall (18) was also a member of that 1968 team but did not see action in a game.



On November 3, 2018, UNA honored the 50th Anniversary of the integration of collegiate football in the state of Alabama with a reunion of the Lions' 1968 squad. Numerous players from that team were in attendance, including Pride and Thomas (above), and Shirley Self, the widow of the late Hal Self.



# LION TEAM RECORDS

## RUSHING

### Most Net Yards Rushing

Game: 550 vs. Delta State, Sept. 25, 1993  
Regular Season: 3,715 in 10 games, 1993  
Entire Season: 5,196 in 14 games, 1993

### Touchdowns Rushing

Game: 8 vs. Delta State (Home), Sept. 25, 1993  
Season: 63 in 14 games, 1993

### Most Carries

Season: 803 in 14 games, 1993

### Rushing Average Per Game

Regular Season: 371.5 in 10 games, 1993  
Entire Season: 371.1 in 14 games, 1993

### Average Yards Per Rush

Game: 9.3 vs. West Georgia (Home),  
Nov. 13, 1993 (402 on 43)  
Season: 6.5 in 14 games, 1993 (5,196 on 803)

## PASSING

### Most Yards Gained

Game: 511 vs. Valdosta State (Home), Nov. 22, 2014  
Season: 4,106 in 13 games, 2009

### Most Passes Attempted

Game: 61 vs. Glenville State (Away), Sept. 13, 2010  
Season: 545 in 14 games, 2005

### Most Passes Completed

Game: 45 vs. Glenville State (Away), Sept. 13, 2010  
Season: 333 in 14 games, 2005

### Most Passes Had Intercepted

Game: 6 vs. Henderson State (Away), 1969  
Season: 29 in 10 games, 1988

### Highest Completion Percentage

Season: 69.9 in 14 games, 2003 (283 of 405)

### Most Touchdown Passes

Game: 7 vs West Alabama (H), Nov. 5, 2005  
Season: 35 in 14 games, 2005

## TOTAL OFFENSE

### Most Yards Gained

Game: 752 vs Arkansas Tech, (Away) Sept. 27, 1997  
Season: 6,714 in 14 games, 1993

### Average Yards Gained Per Play

Game: 11.4 vs. Arkansas Tech, (Away) Sept. 27,  
1997 (752 on 66)  
Season: 7.0 in 14 games, 1993

### Most Offensive Plays

Game: 96 vs. Arkansas Tech, (Home)  
Oct. 19, 2002 & vs. Glenville State (Away), Sept. 13, 2010

### Average Total Offense Per Game

Season: 481.0 in 14 games, 1993

### Most Yards Penalized:

Season: 1,287 in 13 games, 2009

### Fewest Yards Penalized

Season: 204 in nine games, 1958

## FIRST DOWNS

### Most Total

Game: 36 vs. Glenville State (Away), Sept. 13, 2010  
Season: 341 in 14 games, 1993

### Most Rushing

Game: 25 vs. Hampton (Home), Nov. 27, 1993 and vs.  
Hampton (Away) 1992  
Season: 250 in 14 games, 1993

## SCORING

### Most Points Scored

Game: 76 vs. West Alabama, (Home) Nov. 5, 2005 (76-14)  
Road: 62 at Valdosta State on Oct. 22, 2009 (62-27)  
Season: 578 in 14 games, 2008

Quarter: 33 in second vs. Arkansas-Monticello (Home)  
Sept. 11, 2004

Half: 49 in first vs. Harding (Home) Sept. 25, 2008

### Most Touchdowns

Game: 11 vs. West Alabama, (Home)  
Nov. 5, 2005  
Season: 75 in 14 games, 1993

### Average Points Scored

Season: 41.3 in 14 games, 2008

## PUNTING

### Most Punts

Game: 13 vs. Troy State (Away), 1969  
Season: 90 in 14 games, 1985

### Fewest Punts

Season: 30 in nine games, 1958

### Most Yards Punted

Game: 515 vs. Troy State (Away), 1969  
Season: 3,574 in 14 games, 1985

### Highest Punting Average

Game: (Minimum of 5 punts) 54.6 vs Central Arkansas  
(Away), 1995 - 5 for 273 yards  
Season: 41.9 in 2012 (41 punts)

## PUNT RETURNS

### Most Returns

Season: 56 in 14 games, 2005

### Most Yards Returned Punts

Season: 581 in 14 games, 2003

### Highest Average Per Return

Season: 12.5 in 12 games, 2006

## FIELD GOALS

### Most Field Goal Attempts

Game: 6 vs. Central Arkansas, Sept. 29, 2005; 6 vs.  
Kentucky Christian, Sept. 15, 2012

### Most Field Goals Made

Game: 5 vs. Tennessee-Martin, Nov. 15, 1969; 5 vs.  
Kentucky Christian, Sept. 15, 2012

## INTERCEPTION RETURNS

### Most Passes Intercepted

Game: 8 vs. Tennessee-Martin (Home), 1968  
Season: 32 in 14 games, 2008

### Most Yards Returned Interceptions

Game: 147 vs. Alabama A&M (Away), Sept. 6, 1997  
Season: 627 in 14 games, 2008

### Most Interception Returns for Touchdown:

Season: 5 in 2008

## TURNOVER RATIO

### Best Turnover Ratio

Season: Plus 29 in 2008, Lost 15 (10 fumbles, 5 int.),  
gained 44 (12 fumbles, 32 int.)

## TEAM DEFENSE

### Fewest Points Yielded

Season: 59 in eight games, 1953

### Most Points Yielded

Season: 457 in 11 games, 2022

### Fewest Yards Allowed Rushing

Regular Season: 568 in 10 games, 1995  
Entire Season: 796 in 14 games, 1995

### Lowest Average Yards Allowed Rushing

Regular Season: 56.8 in 10 games, 1995  
Entire Season: 56.8 in 14 games, 1995

### Lowest Average Passing Yards Per Game

Season: 47.1 in eight games, 1953

### Most Average Passing Yards Per Game

Season: 254.7 in 10 games, 2000

### Most Passing Yards Allowed

Game: 455 to Valdosta State, Oct. 28, 2000

### Lowest Average Yards Allowed of Total Defense

Regular Season: 198.7 in 11 games, 1985  
Entire Season: 202.5 in 10 games, 1954

### Most Average Yards Allowed - Total Defense

Season: 483.8 in 11 games 2022

### Most Yards Allowed of Total Offense

Game: 733 to Central Arkansas, Oct. 29, 2022

### Lowest Average Points Allowed

Regular Season: 8.3 in 11 games, 1985  
Entire Season: 8.9 in 14 games, 1985

### Most Average Points Allowed

Season: 41.6 in 11 games, 2022

### Most Quarterback Sacks

Regular Season: 38 in 11 games, 1984  
Entire Season: 39 in 14 games, 1985; 39 in 14 games,  
1994; 39 in 14 games, 2003

### Most Pass Break-Ups

Regular Season: 64 in 10 games, 1993  
Entire Season: 81 in 14 games, 1993

### Most Fumbles Recovered

Regular Season: 27 in 11 games, 1972  
Entire Season: 27 in 11 games, 1972

## WINS

### Most Wins in Regular Season:

11 in 2003 (11-0)

### Best Regular Season Record:

11-0-0 in 2003

### Perfect Regular Season Records:

11-0-0 in 2003; 10-0-0 in 1993, 10-0-0 in 1995,  
10-0-0 in 2006

### Most Wins in a Season:

14 in 1993 (14-0-0), 1995 (14-0-0)

### Best Overall Record:

14-0-0 in 1993, 14-0-0-0 in 1995

### Most Consecutive Games Without a Loss:

23, Oct. 16, 1994-Dec. 9, 1995.  
Lost on August 31, 1996 to Albany State, 17-10.

### Most Consecutive Wins:

23, Oct. 16, 1994-Dec. 9, 1995.

Lost on August 31, 1996, 17-10 to Albany State.

### Most Consecutive Gulf South

#### Conference Regular-Season Wins:

23, Sept. 25, 1993-Sept. 14, 1996.

Lost on Sept. 28, 1996 to Arkansas Tech, 38-35.

### Most Consecutive Wins

#### Over Non-Conference Opponents:

22, 1992-Dec. 9, 1995. Lost Aug. 31,  
1996 to Albany State, 17-10.

### Most Consecutive Home Wins:

28, Sept. 4, 1993-Sept. 14, 1996.

Lost Sept. 28, 1996 to Arkansas Tech, 38-35.

### Most Consecutive Post-Season Wins:

12, 1993-1995, lost in 1997 playoffs to Carson-Newman.

## LOSSES

### Most Losses in Regular Season:

10 in 1971 (1-10-0); 10 in 2022 (1-10-0)

### Most Consecutive Losses:

12 in 1971-72

## TIES

### Most Ties in a Season:

3 in 1984 (7-1-3)



# LION INDIVIDUAL RECORDS

## TOTAL RETURNS

### Most Kick Return Touchdowns

Career: 8 by Anthony Merritt, 2003-05  
(6 punts, 2 kickoffs)

### Most Kick Return Yardage

Season: 1,141 by Anthony Merritt, 2005  
(524 KO, 494 Punt)

Career: 3,378 by Anthony Merritt, 2003-06  
(1,760 Punt, 1,618 KO)

### Most Return TDs in a Game:

2 by Corey Harris vs. Henderson State, 1998  
(53-yard punt return, 88-yard kickoff return)

## SCORING

### Most Touchdowns

Game: 5 by Don Cornelius vs. West Alabama in 1965;  
Anthony Merritt vs. Delta State, Sept. 17, 2005

Season: 20 by DeMarcus Blount, 2002; 20 by  
DeMarcus Blount, 2003

Career: 63 by DeMarcus Blount, 2002-05

### Most Rushing Touchdowns

Game: 5 by Don Cornelius vs. West Alabama in 1965  
Season: 19 by Tyrone Rush in 1993

Career: 57 by DeMarcus Blount, 2002-05

### Most Touchdowns Responsible For

Game: 6 by Luke Wingo vs. West Alabama, Nov. 14, 2015  
(5 passing, 1 rushing)

Season: 37 by Jacob Tucker in 2016 (21 passing, 16  
rushing)

Career: 94 by Luke Wingo, 2012-15  
(34 rushing, 60 passing)

### Most Different Ways to Score in a Game

Game: 4 by Anthony Merritt vs. Delta State, Sept. 17, 2005  
(punt return, kickoff return, rush, pass reception)

### Extra-Points Made

Game: 10 by Yuta Fukuda vs. West Alabama,  
Nov. 5, 2005 (11 attempts)

Season: 73 by Tom Schneider in 2008 (73 attempts)

Career: 166 by Jamie Stoddard, 1993-95 (185 attempts)

Consecutive Made, Season: 73 by Tom Schneider, 2008

Consecutive Made, Career: 73 by Tom Schneider, 2008

### Extra-Points Attempted

Game: 11 by Yuta Fukuda vs. West Alabama,  
Nov. 5, 2005 (made 10)

Season: 73 by Tom Schneider in 2008 (73 made)

Career: 185 by Jamie Stoddard, 1993-95 (166 made)

### Field Goals Made

Game: 5 by David Hogan vs. Tennessee-Martin,  
Nov. 15, 1969; 5 by Michael Schuster vs. Kentucky Christian,  
Sept. 15, 2012 (attempted 6); 5 by Chandler Carrera vs.  
Azusa Pacific, Sept. 22, 2018

Season: 19 by Tom Schneider in 2008 (26 att.)

Career: 51 by James Knowles, 1982-85 (83 attempts)

### Field Goals Attempted

Game: 6 by Yuta Fukuda vs. West Alabama,  
Nov. 5, 2005 (made 5); 6 by Michael Schuster vs. Kentucky  
Christian, Sept. 15, 2012 (made 5)

Season: 29 by Yuta Fukuda in 2005 (made 18)

Career: 83 by James Knowles, 1982-85

### Most Points Scored

Game: 30 by Don Cornelius vs. Livingston in 1965; Anthony  
Merritt vs. Delta State, Sept. 17, 2005

Season: 130 by Tom Schneider, 2008

Career: 382 by DeMarcus Blount, 2002-05

### Points Scored by Kicking

Game: 19 by David Hogan vs. Tennessee-Martin,  
Nov. 15, 1969

Season: 130 by Tom Schneider, 2008

Career: 292 by James Knowles, 1982-85

## INTERCEPTIONS

### Most Interceptions

Game: 3 by Joe Thigpen vs. Mississippi College, Oct. 8,  
1966; Don Richard vs. Tennessee-Martin, Oct. 12, 1968;

Palmer Byrd (three times) vs. Delta State, Sept. 28, 1968,  
vs. Northwestern, La., Sept. 12, 1970 and vs. Arkansas  
Tech, Oct. 10, 1970; Rod Brooks vs. Tennessee-Martin,  
Oct. 10, 1982; Corey Harris vs. Alabama A&M,  
Sept. 6, 1997

Season: 10 by Blake Farris in 2005

Career: 17 by Rod Brooks, 1980-83

### Yards Returned Interceptions

Game: 147 by Corey Harris vs. Alabama A&M,  
Sept. 6, 1997

Season: 197 by Corey Harris, 1997

Career: 279 by Corey Harris (on 8 interceptions), 1997-98

## DEFENSIVE RECORDS

### Fumble Recoveries

Game: 3 by Harold Hoskins vs. Troy State, Oct. 22, 1988

Season: 7 by Spry Mitchell in 1972

Career: 11 by Keith Humphrey, 1992-95

### Blocked Punts

Season: 5 by Bruce Jones in 1985

Career: 6 by Bruce Jones, 1982-85 & Jusmon Rivers,  
2007-10

### Most Total Blocked Kicks

Season: 6 by Bruce Jones in 1985

Career: 9 by Israel Raybon, 1992-95

### Total Tackles

Game: 24 by James Davis vs. Alabama A&M in  
1988 and Jacksonville State in 1989

Season: 175 by Ronald McKinnon in 1993

Career: 621 by Ronald McKinnon, 1992-95

### Primary Tackles

Season: 110 by Ronald McKinnon in 1994

Career: 407 by Ronald McKinnon, 1992-95

### Assisted Tackles

Season: 84 by Steve Rogers in 1985

Career: 231 by James Davis, 1987-90

### Tackles for Loss

Season: 21 by Keith Humphrey in 1994  
(45 yards) and 1995 (65 yards)

Career: 49 by Keith Humphrey, 1992-95

### Pass Break-Ups

Season: 15 by Marcus Hill, 1997; 15 by  
Evan Oglesby, 2003

Career: 45 by Gerald Smith, 1993-96

### Quarterback Sacks

Game: 5 by Shawn Cash vs. Central Arkansas,  
Sept. 26, 1998; 5 by Robert Moore, 1983

Season: 11 by Reginald Ruffin, 1994

Career: 34 by Reginald Ruffin, 1994-1997

## LONG PLAYS

Rushing: 99 by Parker Driggers vs. Robert Morris, Oct.  
16, 2022

Passing: 94, Travis Carswell to James Moore vs. Arkan-  
sas Tech (Away), Sept. 27, 1997

Punt: 80 by John Crittenden vs.

Central Missouri State, 1991

Field Goal: 54 by Taylor Pontius vs. Valdosta Stae, Home,  
Sept. 27, 2014

Punt Return: 92 by Janoris Jenkins vs. West Alabama,  
Away, Nov. 19, 2011

Kickoff Return: 100 by Bobby Joe Pride vs. Tennes-  
see-Martin in 1970, 100 by Delvon Carpenter vs. West  
Florida in 2017

Interception Return: 93 by Caleb Massey vs. Texas A&M-  
Kingsville in 2012

Fumble Return: 99 by Craig Fox vs. Southern Arkansas,  
Sept. 22, 2007

## GAMES STARTED

### Most Starts and Consecutive Starts

Career 54 by Michael Williams and Jarius Hayes, 1992-95



Quarterback Jacob Tucker accounted for 37 touchdowns in 2016, setting a new UNA single season record.







# LION FCS ERA INDIVIDUAL RECORDS

## RUSHING

### Most Carries

Game: 30 by ShunDerrick Powell at Tennessee Tech (A), Nov. 12, 2022

Season: 221 by ShunDerrick Powell, 2022

### Most Yards Gained

Game: 251 by ShunDerrick Powell vs. Virginia-Wise (H), Sept. 10, 2022

Season: 1,508 by ShunDerrick Powell, 2022

### Most Rushing Yards by a Quarterback

Game: 105 by Christian Lopez at Southern Utah (A), Sept. 1, 2018

Season: 220 by Christian Lopez, 2018

### Best Rushing Average

Season: 6.8 by ShunDerrick Powell in 2022

### Most Rushing Yards Per Game

Season: 137.1 by ShunDerrick Powell, 2022

### Most 100-Yard Games

Season: 7 by ShunDerrick Powell, 2022

## PASSING

### Most Yards Gained

Game: 446 by Christian Lopez at Gardner-Webb (A), Nov. 16, 2019

Season: 2,699 by Christian Lopez in 2019

### Most Attempts

Game: 44 by Christian Lopez at Gardner-Webb (A), Nov. 16, 2019

Season: 309 by Christian Lopez, 2019

### Most Completions

Game: 28 by Christian Lopez at Gardner-Webb (A), Nov. 16, 2019

Season: 169 by Christian Lopez, 2018

### Consecutive Pass Attempts Without an Interception

Season: 253 by Christian Lopez, 2018 (began against Southern Utah in the first game of the season and ended with int vs. North Greenville in the final game of the season)

### Most Interceptions

Game: 3 by Christian Lopez at Montana, Sept. 7, 2019

Season: 12 by Noah Walters, 2022

### Best Completion Percentage

Season: (Minimum 50 attempts) 59.7 by Christian Lopez, 2018 (169-of-283)

### Passing Efficiency

Season: 140.49 by Christian Lopez, 2019

### Interception Ratio

Season: 0.70 by Christian Lopez in 2018, 2 ints. in 283 passes.

### Most Touchdown Passes

Game: 4 by Christian Lopez at Hampton (A), Oct. 5, 2019;

4 by Christian Lopez at Gardner-Webb (A), Nov. 16, 2019

Season: 18 by Christian Lopez, 2019

## PASS RECEIVING

### Most Receptions

Game: 9 by Andre Little at Gardner-Webb (A), Nov. 16, 2019; 9 by Dexter Boykin at Gardner-Webb (A), Nov. 16, 2019

Season: 48 by Jakobi Byrd, 2018

Receptions in Consecutive Games: 20 by Dexter Boykin, 2018-19

### Most Yards Gained

Game: 183 by Andre Little at Gardner-Webb (A), Nov. 16, 2019

Season: 704 by Dexter Boykin, 2019

### Most Touchdown Receptions

Game: 3 by Takairee Kenebrew at Kennesaw State (A), Oct. 8, 2022

Season: 8 by Takairee Kenebrew, 2022

### Most Receiving Yards Per Game

Season: 68.6 by Cortez Hall, 2019 (549 in 8 games)

### Most Receiving Yards Per Catch

(Minimum 10 catches)

Season: 22.4 by Takairee Kenebrew, 2022 (29 for 649)

### Most 100-Yard Receiving Games

Season: 2 by Cortez Hall, 2018; 2 by Andre Little, 2019; 2 by Takairee Kenebrew, 2022

## TOTAL OFFENSE

### Most Plays

Game: 55 by Christian Lopez at Southern Utah (A), Sept. 1, 2018 (12 rushes, 43 passes)

Season: 380 by Christian Lopez, 2018 (97 rushes, 283 passes)

### Most Yards

Game: 464 by Christian Lopez at Gardner-Webb (A), Nov. 16, 2019 (18 rushing, 446 passing)

Season: 2,773 by Christian Lopez, 2019 (74 rushing, 2,773 passing)

## ALL-PURPOSE YARDS

### Most Yards

Game: 240 by Andre Little at Gardner-Webb (A), Nov. 16, 2019

Season: 1,126 by Andre Little, 2019

## PUNTING

### Most Punts

Game: 9 by Joe Gurley at North Dakota State (A), Sept. 15, 2018

Season: 60 by Joe Gurley, 2019

### Most Yards Punted

Game: 364 by Joe Gurley at North Dakota State (A), Sept. 15, 2018

Season: 2,545 by Joe Gurley, 2019

### Highest Punting Average

Game: 48.7 by Joe Gurley at Southern Mississippi (A), Nov. 7, 2020 (6 for 292)

Season: 43.8 by Joe Gurley, 2020 (18 for 789)

### Most Punts Over 50 Yards

Season: 14 by Joe Gurley, 2019

## PUNT RETURNS

### Most Punts Returned

Game: 3 by Jack Peavey vs. Jacksonville State, Sept. 21, 2019

Season: 12 by Jack Peavey, 2019

### Most Yards Returned Punts

Game: 18 by Dwain Smith at Campbell, Sept. 29, 2018

Season: 53 by Jack Peavey, 2019

### Highest Average Per Return

Season: 8.3 by K.J. Smith, 2018 (3 for 25)

## KICKOFF RETURNS

### Most Kickoffs Returned

Game: 4, three different times

Season: 16 by Andre Little, 2019

### Most Yards Returned Kicks

Game: 144 by K.J. Smith vs. Mississippi College (H), Oct. 13, 2018

Season: 475 by Andre Little, 2019

### Highest Average Per Return

Season: 29.8 by K.J. Smith, 2018 (11 for 328)

## SCORING

### Most Touchdowns Scored

Game: 4 by ShunDerrick Powell vs Virginia-Wise (H) Sept. 10, 2022

Season: 18 ShunDerrick Powell, 2022

### Most Rushing Touchdowns

Game: 4 by ShunDerrick Powell vs Virginia-Wise (H) Sept. 10, 2022

Season: 18 ShunDerrick Powell, 2022

### Most Touchdowns Responsible For

Game: 5 by Christian Lopez vs. Monmouth, Nov. 9, 2019 (3 passing, 1 rushing, 1 receiving)

Season: 22 by Christian Lopez, 2019 (18 passing, 3 rushing, 1 receiving)

### Most Different Ways to Score in a Game

Game:

### Extra-Points Made

Game: 6 by Sam Contorno at Eastern Kentucky (A) Oct. 22, 2022

Season: 38 by Sam Contorno, 2022

Consecutive Made, Season: 38 by Sam Contorno, 2022

### Extra-Points Attempted

Game: 6 by Sam Contorno at Eastern Kentucky (A) Oct. 22, 2022

Season: 38 by Sam Contorno, 2022

### Field Goals Made

Game: 5 by Chandler Carrera vs. Azusa Pacific (H), Sept. 22, 2018 (5-for-5)

Season: 18 by Chandler Carrera, 2018

### Field Goals Attempted

Game: 5 by Chandler Carrera vs. Azusa Pacific (H), Sept. 22, 2018 (5-for-5)

Season: 23 by Chandler Carrera, 2018

### Most Points Scored

Game: 28 by ShunDerrick Powell vs. Virginia-Wise (H), Sept. 10, 2022 (4 rushing touchdowns)

Season: 126 by ShunDerrick Powell, 2022

### Points Scored by Kicking

Game: 17 by Chandler Carrera vs. Azusa Pacific (H), Sept. 22, 2018 (5 field goals, 2 PATs)

Season: 78 by Chandler Carrera, 2018

## INTERCEPTIONS

### Most Interceptions

Game: 1 by many

Season: 3 by K.J. Smith and A.J. Bracey, 2018

### Yards Returned Interceptions

Game: 49 by Terrell Bailey at Indiana State (A) Sept. 1, 2022

Season: 84 by Jalen Dread, 2019 (2 returns)

## DEFENSIVE RECORDS

### Solo Tackles

Season: 54 by D'Andre Hart, 2019

### Assisted Tackles

Season: 39 by Jalen Dread, 2019

### Total Tackles

Game: 13 by Jeffrey Battle vs Austin Peay (H), Nov. 5, 2022; 13 by Kyree Fields at Chattanooga (A), Sept. 17, 2022

Season: 88 by D'Andre Hart, 2019

### Tackles for Loss

Game: 4.0 by Maurice Burton, Jr., at Alabama A&M (A), Sept. 8, 2018

Season: 12.0 by Wallace Cowins, Jr., 2019

### Quarterback Sacks

Game: 3.0 by Brady Owensby, at Gardner-Webb (A), Nov. 16, 2019

Season: 4.0 by Brady Owensby, 2019; 4.0 by Kam'ron Green, 2022

### Pass Break-Ups

Season: 8 by K.J. Smith, 2019

### Fumble Recoveries

Game: 1 by many

Season: 2 by Christon Taylor, 2018; 2 by David Swen, 2019

### Most Total Blocked Kicks

Season: 2 by Jakob Terry, 2019

# UNA'S TOP OFFENSIVE PERFORMANCES

## TEAM RUSHING YARDS

550 Delta State	1993
545 Valdosta State	1982
520 Arkansas Tech	1997
506 Fort Valley State	1993
484 Fort Valley State	1994
472 Hampton	1993
463 Fort Valley State	1992
435 West Georgia	1994
432 Albany State	1995
424 Southern Arkansas	1996
417 West Alabama	1997
413 Tennessee-Martin	1969
408 SW Louisiana	1997
403 Henderson State	1995
402 West Georgia	1993

## TEAM PASSING YARDS

511 Valdosta State	2014
510 @ Glenville State	2010
492 Harding	2008
473 West Alabama	2005
463 Arkansas Tech	2009
452 West Alabama	2015
450 Florida Tech	2015
446 @Gardner-Webb	2019
446 @Arkansas Tech	2011
439 @Valdosta State	2009
401 @Carson-Newman	2008
398 Southern Arkansas	2002
397 @West Alabama	2011
390 @Monmouth	2019
384 North Greenville	2016
384 West Alabama	2010
374 Glenville State	2011
373 Campbell	2021
372 Ouachita Baptist	2002
371 Tusculum	2005
367 Southern Arkansas	2008
367 Ouachita Baptist	2006
365 @ Southern Arkansas	2011
362 Henderson State	2009
359 North Greenville	2018
358 Harding	2007
351 @Hampton	2021
350 Southeastern Louisiana	2021
350 @ Southern Utah	2018
350 West Alabama	2003
345 @Montana	2019
345 Shorter	2014
341 Arkansas Tech (Playoffs)	2009
338 West Georgia	2002
338 Tennessee Tech	2022
335 Carson-Newman (Playoffs)	2003
326 Arkansas Tech	2002
326 @ Kennesaw State	2022
324 Central Arkansas	2002
322 Delta State	1983
322 Delta State	2005
322 Southern Arkansas	2009

321 Henderson State	2010
320 @ Mississippi College	2016
320 @West Alabama (Playoffs)	2011
318 @Monmouth	2021
318 West Georgia	2009
316 West Georgia	2014
315 Ouachita Baptist	2003
315 West Georgia	2007
312 Stillman	2003
308 Harding	2011
304 Valdosta State	2013
302 Jacksonville State	2022

## TEAM TOTAL YARDS

752 Arkansas Tech	1997
705 Harding	2008
654 West Alabama	2005
653 North Greenville	2016
650 Florida Tech	2015
646 Delta State	1993
641 Valdosta State	1983
624 Southern Arkansas	2008
620 Shorter	2014
616 Delta State	1983
608 Fort Valley State	1994
607 West Georgia	1993
606 Harding	2007
603 West Georgia	1983
601 @ Arkansas Tech	2011
592 West Alabama	2015
591 @ Mississippi College	2016
591 @ Glenville State	2010
581 Arkansas Tech	2002
571 @ Eastern Kentucky	2022
570 Hampton	1993
565 West Alabama	1993
565 Stillman	2003
554 @ Southern Utah	2018
553 West Alabama	2010
549 Arkansas Tech	2003
548 Ouachita Baptist	2006
544 Arkansas Tech	1995
542 Central Arkansas	2002
542 West Alabama	2003
542 West Georgia	2007
540 West Alabama	1997
540 Fort Valley State	1993
539 West Alabama	1989
537 Indiana, Pa.	1993
536 @Valdosta State	2013
535 West Georgia	2002
528 West Florida	2016
523 @Valdosta State	2015
523 Fort Valley State	1992
523 Valdosta State	2014
520 Kentucky Christian	2012
518 Valdosta State	2009
516 West Alabama	2011
516 Henderson State	2009
515 Central Florida	1983

509 Arkansas-Monticello	1998
507 Tennessee-Martin	1969
507 Southern Arkansas	2002
506 West Georgia	1994
505 UNC Pembroke	2015
505 Tennessee Tech	2022
504 Harding	2006
503 Campbell	2021
503 @ Hampton	1992
503 @ Southwestern La.	1970
503 Southern Arkansas	2004
503 Mississippi College	2015
501 @ Tarleton State	2013

## TEAM POINTS SCORED

76 West Alabama	2005
68 Stillman	2003
65 West Georgia	2007
65 West Alabama	1993
63 Southeast Missouri	1956
62 @ Valdosta State	2009
62 UNC Pembroke	2015
59 Arkansas-Monticello	2004
58 @ Mississippi College	2014
58 @ Harding	2007
58 Delta State	1993
58 Alabama A&M	1994
57 @ Valdosta State	2013
57 Southern Arkansas	2008
56 Langston	2014
56 West Alabama	1997
55 Florida Tech	2015
55 @ Florida Tech	2013
55 West Georgia	2009
55 @ Delta State	2008
55 @ Arkansas Tech	2003
54 @ Glenville State	2010
54 @ West Alabama	1990
53 @ Eastern Kentucky	2022
53 @ West Georgia	2008
53 Tennessee-Martin	1949
53 @ Valdosta State	1982
53 Delta State	1983
52 North Greenville	2016
52 West Alabama	2015
52 Harding	2008
52 @ North Greenville	2008
52 West Alabama	1955
52 @ Arkansas Tech	1995
52 Gordon Military	1967
51 West Florida	2016
51 @ Tennessee-Martin	1969
51 @ Union	1952
51 @ Arkansas-Monticello	1998
51 @ West Alabama	1999
50 North Greenville	2009
50 @ West Alabama	1994

# UNA'S TOP PERFORMANCES / LONG PLAYS

## INDIVIDUAL SINGLE GAME PASSING YARDS

511	Luke Wingo vs. Valdosta State (2014)
446	Christian Lopez at Gardner-Webb (2019)
450	Luke Wingo vs. West Alabama (2015)
447	Lee Chapple vs. Glenville State (2010)
431	Harrison Beck vs. Arkansas Tech (2009)
401	A.J. Milwee vs. Carson-Newman (2008)
398	Luke Wingo vs. Florida Tech (2015)
398	Will Hall vs. Southern Arkansas (2002)
397	Lee Chapple vs. West Alabama (2011)
384	Lee Chapple vs. West Alabama (2010)
383	Christian Lopez vs. Monmouth (2019)
379	Rett Files vs. Campbell (2021)
379	Vinnie Saylor vs. West Alabama (2005)
378	Jacob Tucker vs. North Greenville (2016)
372	Will Hall vs. Ouachita Baptist (2002)
368	A.J. Milwee vs. Ark.-Monticello (2008)
362	Harrison Beck vs. Henderson State (2009)
359	Vinnie Saylor vs. Tusculum (2005)
350	Christian Lopez vs. Southern Utah (2018)
350	Harrison Beck vs. Valdosta State (2009)
350	Jaylen Gipson vs. Southeastern Louisiana (2021)
341	Harrison Beck vs. Arkansas Tech (2009)
339	Lee Chapple vs. Arkansas Tech (2011)
338	Will Hall vs. West Georgia (2002)
337	Will Hall vs. North Dakota (2003)
335	Will Hall vs. Carson-Newman (2003)
333	A.J. Milwee vs. Harding (2007)
333	Noah Walters vs. Tennessee Tech (2022)
329	A.J. Milwee vs. Southern Arkansas (2008)
326	Will Hall vs. Arkansas Tech (2002)
326	Noah Walters at Kennesaw State (2022)
324	Will Hall vs. Central Arkansas (2002)
322	Vinnie Saylor vs. Delta State (2005)
322	Luke Wingo vs. Newberry (2015)
321	Lee Chapple vs. Henderson State (2010)
321	Lee Chapple vs. Southern Arkansas (2011)
321	Luke Wingo vs. Shorter (2014)
321	Christian Lopez vs. North Greenville (2018)
320	Christian Lopez at Montana (2019)
320	Jacob Tucker vs. Mississippi College (2016)
320	Lee Chapple vs. West Alabama (2011)
318	A.J. Milwee vs. Valdosta State (2007)
317	Lee Chapple vs. Glenville State (2011)
316	Luke Wingo vs. West Georgia (2014)
314	A.J. Milwee vs. Harding (2008)
313	A.J. Milwee vs. Ouachita Baptist (2006)
312	Will Hall vs. Ouachita Baptist (2003)
308	Will Hall vs. West Alabama (2003)
308	Lee Chapple vs. Harding (2011)

### 38 TOTAL

9	Lee Chapple, Will Hall
7	A.J. Milwee
6	Luke Wingo
5	Christian Lopez
4	Harrison Beck
3	Vinnie Saylor
2	Jacob Tucker
2	Noah Walters
1	Jaylen Gipson
1	Rett Files

## LONGEST RUNS FROM SCRIMMAGE

99	<b>Parker Driggers</b>	<b>Robert Morris</b>	<b>2021</b>
97	Brian Satterfield	Fort Valley State	1993
94	"Brub" Hamilton	Henderson State	1955
	(since 1970)		
91	Brandenn Pickett	Harding	2007
90	Kenyatta Jones	Texas A&M-Kingsville	1994
90	Cody Gross	Carson-Newman	1995
89	Rico Bruton	Delta State	2017
88	Terence Humphrey	Presbyterian	2019
87	Bennie Burns	Tennessee-Martin	1974
86	Terry Stooksberry	Alabama A&M	1977
85	David McCants	West Georgia	2008
80	Diamond Simmons	Shorter	2012
79	Lamonte Thompson	Delta State	2012
78	Marvin Marsh	West Alabama	1986
78	Kenyatta Jones	West Georgia	1993
77	Greg Manson	Arkansas Tech	1997
76	Diamond Simmons	Kentucky Christian	2012
76	Eric Groom	Alabama A&M	1976
76	Diamond Simmons	Shorter	2014
75	DeMarcus Blount	West Georgia	2002
75	<b>ShunDerrick Powell</b>	<b>Virginia-Wise</b>	<b>2022</b>
75	<b>ShunDerrick Powell</b>	<b>Tarleton State</b>	<b>2022</b>
74	Cody Gross	West Georgia	1993
74	Clarence Johnson	Valdosta State	1982
71	A.J. Lamar	West Georgia	1994
69	Lamonte Thompson	Miles	2013
69	Kyle Rea	Henderson State	1999
69	Antwan Ivey	Central Oklahoma	2011
68	Jarius Hayes	Arkansas Tech	1995
67	Charles Johnson	Valdosta State	1985
67	Cody Gross	West Alabama	1994
67	Damon Cox	Azusa Pacific	2018
66	Clarence Johnson	Virginia Union	1980
66	Jerrold Dennis	Ouachita Baptist	2000
65	Eric Groom	Alabama A&M	1995
64	<b>ShunDerrick Powell</b>	<b>Central Arkansas</b>	<b>2022</b>
64	Marc Merritt	Austin Peay	1974
64	Marc Merritt	Nicholls State	1973
64	Tommy Compton	Delta State	1988
64	Jake Warren	Lambuth	2002

## LONGEST PASS PLAYS

94	Travis Carswell-James Moore (no TD)	Arkansas Tech	1997
93	Luke Wingo-Korey Jones (no TD)	West Alabama	2013
92	A.J. Milwee-Bobby Williams	Arkansas-Monticello	2008
90	A.J. Milwee-Ed Gant	Harding	2008
88	Luke Wingo-Jarret Smith	Valdosta State (Playoff)	2014
87	Randy Elmore -Bobby Joe Pride	Arkansas Tech	1971
85	Vinnie Saylor-Martin Huggins	Arkansas-Monticello	2004
84	Cody Gross-Michael Edwards	Central Arkansas	1994
84	Lee Chapple-Jason Smith	Delta State	2011
83	Fred Riley-Jerry Hill	Jacksonville State	1980
83	A.J. Milwee-Ed Gant	Southern Arkansas	2008
83	A.J. Milwee-Trey Gorman	Ouachita Baptist	2006
80	Steve Clark-Myles Smith	Troy State	1975
78	<b>Noah Walters-Demarcus Lacey</b>	<b>Tarleton State</b>	<b>2022</b>
78	Allen Elkins-Roger Mathis	Central Arkansas	1968
78	A.J. Milwee-Reggie Hubbard	Ouachita Baptist	2007
78	Dusty Goodwin-Jason Messing	West Georgia	2007
77	Luke Wingo-Delvon Carpenter	Delta State	2014
77	Luke Wingo-Dre Hall	West Alabama	2015
76	Rett Files-Takairee Kenebrew	Charleston Southern	2021
76	Dallas Metcalf-Tony Morrow	Miles College	1985
76	Randy Elmore-Danny Kimble	Troy State	1970
76	Will Hall-Taris Birt	Central Arkansas	2003

# ALL-TIME LONGEST PLAYS

75	A.J. Milwee-Joemal Campbell	Tusculum	2007
75	Christian Lopez-Cortez Hall	Western Illinois	2019
75	Christian Lopez-Cortez Hall	Montana	2019
74	A.J. Milwee-Ed Gant	Ouachita Baptist	2007
74	Tyler Peterson-Isaac Mitchell	Arkansas-Monticello	1998
72	Stacey Stewart-Troy Nelson	Valdosta State	1991
72	Jake Warren- Randy Vickers	Ouachita Baptist	2001
71	Jacob Tucker-Jason Smith	Lenoir-Rhyne	2013
71	Gerald Goodman-Myles Smith	Delta State	1977
71	Rusty Towery-Melvin Brown	Alabama A&M	1982
70	Will Hall-Patrick Wilson	West Alabama	2002
70	Lee Chapple-Tristan Purifoy	Arkansas Tech	2011
69	Lonnie Mister-Stevie Hobbs	Jacksonville State	1986
69	Will Hall-Taris Birt	Carson-Newman	2003
69	Harrison Beck-Mico McSwain	Arkansas Tech	2009
68	Chris Alexander-Marcus McQuarley	Arkansas Tech	2011
68	DeMarcus Blount-Marcus Lewis	Arkansas-Monticello	2004
68	A.J. Milwee-Ed Gant	Arkansas-Monticello	2008
68	Steve Clark-Roger Ralph	Jacksonville State	1974

## LONGEST PUNTS

80	John Crittenden	Central Missouri	1991
73	Guy Cox	Virginia Union	1980
73	Tony Faggioni	Arkansas Tech	1995
73	Tony Faggioni	Arkansas Tech	1998
72	Scott DeMott	West Alabama	1987

## LONGEST MADE FIELD GOALS

54	Taylor Pontius	Valdosta State	2014
51	Taylor Pontius	Shorter	2014
51	J.D. Lane	West Alabama	1988
51	J.D. Lane	Central Florida	1988
51	James Knowles	West Alabama	1985
50	Kevin Henke	UNC Pembroke	2016
50	Michael Schuster	Kentucky Christian	2012
49	Kevin Henke	Valdosta State	2016
49	Jamie Stoddard	Alabama A&M	1995
49	James Knowles	Alabama A&M	1985
49	James Knowles	Valdosta State	1982
49	Nelson McMurray	Middle Tenn. State	1980
49	J.D. Lane	Jacksonville State	1987
48	Creig Bell	Alabama A&M	1976
49	Travis Johnston	Arkansas-Monticello	2001
49	Michael Schuster	Jacksonville State	2013
48	Joe Gurley	Western Illinois	2019
47	Chandler Carrera	Mississippi College	2018
47	Kevin Henke	Jacksonville State	2016
47	Kevin Henke	West Georgia	2016
47	Kevin Henke	Shorter	2016
47	Tom Schneider	Carson-Newman	2008
47	Scott Shurden	Harding	2007
47	Jamie Stoddard	Mississippi College	1993
47	J.D. Lane	Delta State	1988
47	J.D. Lane	Jacksonville State	1988
47	Nelson McMurray	Eastern Illinois	1980
47	Nelson McMurray	Alabama A&M	1978
47	Nelson McMurray	Delta State	1980
47	James Knowles	Virginia Union	1983
47	Kevin Pearce	Delta State	1997
46	Chandler Carrera	Mississippi College	2018
46	Michael Schuster	Kentucky Christian	2012
46	Tom Schneider	Harding	2008

46	Brad Stepp	Valdosta State	1991
46	James Knowles	Valdosta State	1985
46	James Knowles	Alabama A&M	1984
46	William McCormick	West Alabama	1972
46	Kevin Henke	Delta State	2015
45	Mike Berry	Troy State	1989
45	Yuta Fukuda	Central Arkansas	2005
45	Nathen O'Jibway	Abilene Christian	2011
45	Michael Schuster	Valdosta State	2013

## LONGEST PUNT RETURNS

92	Janoris Jenkins	West Alabama	2011
91	Anthony Merritt	West Georgia	2003
89	Janoris Jenkins	Southern Arkansas	2011
88	Anthony Merritt	Delta State	2005
87	Janoris Jenkins	Glenville State	2011
85	"Brub" Hamilton	Henderson State	1952
85	Leonard Thomas	Jacksonville State	1969

## LONGEST KICKOFF RETURNS

100	Bobby Joe Pride	Tennessee-Martin	1970
100	Delvon Carpenter	West Florida	2017
99	Troy Nelson	Tennessee-Martin	1989

## LONGEST INTERCEPTION RETURNS

93	Caleb Massey	Texas A&M-Kingsville	2012
90	Lyle Underwood	Middle Tenn.St.	1959
80	Khyle Jackson	North Greenville	2016
78	Corey Harris	Alabama A&M	1997
77	Michael Johnson	Delta State	2008
75	Troy Nelson	Delta State	1989
72	Dwain Smith	Central Washington	2017
71	Anton Bowen	Southern Arkansas	2008
70	Philbert Martial	Western Oregon	2014
69	Blake Farris	Valdosta State	2005
65	Harlon Hill	Troy State	1951
65	Jim Grant	Troy State	1965
64	Kevin Logan	Tennessee-Martin	1978
62	Jalen Dread	Charleston Southern	2019

## LONGEST FUMBLE RETURNS

99	Craig Fox	Southern Arkansas	2007
91	Neal Mitchell, Jr.	Ouachita Baptist	2007



## LONGEST PLAYS OF UNA'S FCS ERA

**Rush:** 99 by Parker Driggers vs. Robert Morris (H), Oct. 16, 2021  
**Pass:** 78 by Noah Walters to Demarcus Lacey vs. Tarleton State (H), Sept. 24, 2022  
**Punt:** 61 by Joe Gurley vs. Alabama A&M (H), Sept. 14, 2019 & 61 by Joe Gurley vs. Presbyterian (H), Sept. 28, 2019  
**Kickoff Return:** 94 by Andre Little vs. Campbell (H), Nov. 2, 2019  
**Punt Return:** 23 by Kobe Warden vs. Robert Morris (H), Oct. 16, 2021  
**Interception Return:** 62 by Jalen Dread at Charleston Southern (H), Oct. 19, 2019

# SERIES RECORDS

## Record vs. All Opponents 1949-2021

Opponent	Record	First /Last Meeting					
Abilene Christian (Texas)	1-0-0	2011	2011	Missouri State	2-0-0	1981	1982
Alabama A&M	19-4-1	1975	2019	Monmouth (N.J.)	0-2-0	2019	2021
Albany State (Ga.)	4-1-0	1989	1996	Montana	0-1-0	2019	2019
Appalachian State (N.C.)	1-2-0	1971	1973	Morningside (Iowa)	1-0-0	1957	1957
Arkansas State	4-11-1	1951	1966	Murray State (Ky.)	5-3-0	1954	1961
Arkansas Tech	13-3-0	1970	2011	Newberry College (S.C.)	3-0-0	1991	2015
Arkansas-Monticello	9-3-0	1998	2009	Nicholls State (La.)	3-2-0	1973	2021
Austin Peay State (Tenn.)	13-7-0	1949	2022	North Carolina A&T	0-1-0	2021	2021
Azusa Pacific	1-0-0	2018	2018	North Carolina Central	1-0-0	2005	2005
Bethel College (Tenn.)	2-0-0	1949	1950	North Carolina-Pembroke	4-0-0	2013	2016
Bloomsburg (Pa.)	1-0-0	1985	1985	North Dakota	1-1-0	1994	2003
BYU (Utah)	0-1-0	2020	2020	North Dakota State	0-2-0	1985	2018
Campbell	1-2-0	2018	2021	North Greenville (S.C.)	5-0-0	2008	2018
Carson-Newman (Tenn.)	8-2-0	1978	2009	Northwest Missouri State	0-3-0	2005	2016
Central Arkansas (formerly State College of Arkansas)	15-6-0	1951	2022	Northwestern State (La.)	2-4-0	1962	1973
Central Florida	2-2-0	1980	1989	Ouachita Baptist (Ark.)	4-3-0	2000	2010
Central Missouri State	2-0-0	1991	1992	Pensacola NAS (Fla.)	0-1-0	1954	1954
Central Oklahoma	1-0-0	2011	2011	Pittsburg State (Kan.)	1-2-0	1995	2000
Central State of Ohio	0-1-0	1983	1983	Portland State (Ore.)	1-0-0	1993	1993
Central Washington	0-1-0	2017	2017	Presbyterian	1-0-0	2019	2019
Charleston Southern (S.C.)	1-1-0	2019	2021	Robert Morris	1-0-0	2021	2021
Chattanooga	0-3-0	1963	2022	St. Bernard (Ala.)	2-0-0	1949	1950
College of Ozarks (Mo.)	1-0-0	1950	1950	Samford (Ala.)	6-4-2	1949	2002
Delta State (Miss.)	34-26-1	1960	2017	(formerly Howard College)			
East Tennessee State	5-1-0	1954	1979	Savannah State (Ga.)	2-0-0	1984	1985
Eastern Illinois	0-1-0	1980	1980	Shepherd (Va.)	1-0-0	2016	2016
Eastern Kentucky	0-1-0	2022	2022	Shorter (Ga.)	7-0-0	2012	2018
Elon (N.C.)	0-1-0	1999	1999	Southeast Missouri State	1-0-0	1956	1956
Ferris State (Mich.)	1-0-0	1995	1995	Southeastern Louisiana	1-10-2	1957	2021
Florida Tech	4-0-0	2013	2017	Southern Arkansas	11-4-0	1996	2011
Fort Valley State (Ga.)	4-1-0	1985	1994	Southern Mississippi	0-1-0	2020	2020
Gardner-Webb (N.C.)	1-0-0	2019	2019	Southern Utah	1-0-0	2018	2018
Glenville State (W.V.)	2-0-0	2010	2011	Louisiana-Lafayette	1-0-0	1997	1997
Gordon Military (Ga.)	1-0-0	1967	1967	Stillman (Ala.)	1-0-0	2003	2003
Hampton (Va.)	3-1-0	1992	2021	Tarleton State (Texas)	1-2-0	2012	2022
Harding (Ark.)	7-6-0	2000	2012	Tennessee-Martin	19-12-1	1949	1990
Henderson State (Ark.)	20-4-0	1952	2010	Tennessee Tech	2-5-1	1953	2022
Indiana-Pennsylvania	1-0-0	1993	1993	Texas A&M-Commerce	0-1-0	2017	2017
Indiana State	0-1-0	2022	2022	Texas A&M-Kingsville	6-0-0	1993	2013
Jackson State (Miss.)	1-0-0	2018	2018	Troy State (Ala)	23-21-0	1949	1992
Jacksonville St. (Ala.)	18-29-3	1949	2022	Tusculum (Tenn.)	4-0-0	2004	2007
Kennesaw State (Ga.)	0-3-0	2019	2022	Tuskegee Institute (Ala)	3-1-0	1979	2015
Kentucky Christian	1-0-0	2012	2012	Union University (Tenn.)	2-0-0	1951	1952
Lambuth (Tenn.)	3-0-0	2001	2010	Valdosta State (Ga.)	25-16-1	1982	2017
Lane College (Tenn.)	1-0-0	1981	1981	Vanderbilt (Tenn.)	0-1-0	1959	1959
Langston College (Okla.)	3-0-0	1979	2014	Virginia State	1-0-0	1987	1987
Lenoir-Rhyne (N.C.)	0-1-0	2013	2013	Virginia Union	2-0-0	1980	1983
Liberty (Va.)	0-1-0	2020	2020	Virginia-Wise	1-0-0	2022	2022
Louisiana College	2-1-0	1964	1968	West Alabama	52-18-1	1949	2017
McNeese State (La.)	0-2-0	1958	1959	(formerly Livingston)			
Memphis	0-1-0	2022	2022	West Florida	1-2-0	2016	2018
Middle Tennessee State	6-14-0	1949	1980	West Georgia	22-13-0	1983	2017
Miles College (Ala.)	9-0-0	1982	2015	Western Carolina (N.C.)	0-1-0	1974	1974
Mississippi College	19-14-2	1963	2018	Western Illinois	1-0-0	2019	2019
				Western Oregon	1-1-0	2014	2015
				Youngstown State (Ohio)	0-1-0	1994	1994
				Totals	480-298-16		

# ALL-TIME OPPONENTS BY STATE

Opponent	Record	First /Last Meeting		Opponent	Record	Year	Year
<b>ALABAMA</b>				Southeast Missouri State	1-0-0	1956	1956
Alabama A&M	19-4-1	1975	2019	<b>MONTANA</b>			
Jacksonville St. (Ala.)	18-29-3	1949	2022	Montana	0-1-0	2019	2019
Miles College (Ala.)	9-0-0	1982	2015	<b>NEW JERSEY</b>			
St. Bernard (Ala.)	2-0-0	1949	1950	Monmouth	0-2-0	2019	2021
Samford (Ala.)	6-4-2	1949	2002	<b>NORTH CAROLINA</b>			
(formerly Howard College)				Appalachian State (N.C.)	1-2-0	1971	1973
Stillman (Ala.)	1-0-0	2003	2003	Campbell	1-2-0	2018	2021
Troy State (Ala.)	23-21-0	1949	1992	Elon (N.C.)	0-1-0	1999	1999
Tuskegee Institute (Ala.)	3-1-0	1979	2015	Gardner-Webb	1-0-0	2019	2019
West Alabama	52-18-1	1949	2017	Lenoir-Rhyne (N.C.)	0-1-0	2013	2013
(formerly Livingston)				North Carolina A&T	0-1-0	2021	2021
<b>ARKANSAS</b>				North Carolina Central	1-0-0	2005	2005
Arkansas State	4-11-1	1951	1966	North Carolina-Pembroke	4-0-0	2013	2016
Arkansas Tech	13-3-0	1970	2011	Western Carolina (N.C.)	0-1-0	1974	1974
Arkansas-Monticello	9-3-0	1998	2009	<b>NORTH DAKOTA</b>			
Central Arkansas	15-6-0	1951	2022	North Dakota	1-1-0	1994	2003
(formerly State College of Arkansas)				North Dakota State	0-2-0	1985	2018
Harding (Ark.)	7-6-0	2000	2012	<b>OHIO</b>			
Henderson State (Ark.)	20-4-0	1952	2010	Central State of Ohio	0-1-0	1983	1983
Ouachita Baptist (Ark.)	4-3-0	2000	2010	Youngstown State (Ohio)	0-1-0	1994	1994
Southern Arkansas	11-4-0	1996	2011	<b>OKLAHOMA</b>			
<b>CALIFORNIA</b>				Central Oklahoma	1-0-0	2011	2011
Azusa Pacific	1-0-0	2018	2018	Langston College (Okla.)	3-0-0	1979	2014
<b>FLORIDA</b>				<b>OREGON</b>			
Central Florida	2-2-0	1980	1989	Portland State (Ore.)	1-0-0	1993	1993
Florida Tech	4-0-0	2013	2017	Western Oregon	1-1-0	2014	2015
Pensacola NAS (Fla.)	0-1-0	1954	1954	<b>PENNSYLVANIA</b>			
West Florida	1-2-0	2016	2018	Bloomsburg (Pa.)	1-0-0	1985	1985
<b>GEORGIA</b>				Indiana-Pennsylvania	1-0-0	1993	1993
Albany State (Ga.)	4-1-0	1989	1996	Robert Morris	1-0-0	2021	2021
Fort Valley State (Ga.)	4-1-0	1985	1994	<b>SOUTH CAROLINA</b>			
Gordon Military (Ga.)	1-0-0	1967	1967	Charleston Southern	1-1-0	2019	2021
Kennesaw State	0-3-0	2019	2022	Newberry College (S.C.)	3-0-0	1991	2015
Savannah State (Ga.)	2-0-0	1984	1985	North Greenville (S.C.)	5-0-0	2008	2018
Shorter (Ga.)	7-0-0	2012	2018	Presbyterian	1-0-0	2019	2019
Valdosta State (Ga.)	25-16-1	1982	2017	<b>TENNESSEE</b>			
West Georgia	22-13-0	1983	2017	Austin Peay State (Tenn.)	13-6-0	1949	2022
<b>ILLINOIS</b>				Bethel College (Tenn.)	2-0-0	1949	1950
Eastern Illinois	0-1-0	1980	1980	Carson-Newman (Tenn.)	8-2-0	1978	2009
Western Illinois	1-0-0	2019	2019	Chattanooga	0-3-0	1963	2022
<b>INDIANA</b>				East Tennessee State	5-1-0	1954	1979
Indiana State	0-1-0	2022	2022	Lambuth (Tenn.)	3-0-0	2001	2010
<b>IOWA</b>				Lane College (Tenn.)	1-0-0	1981	1981
Morningside (Iowa)	1-0-0	1957	1957	Middle Tennessee State	6-14-0	1949	1980
<b>KANSAS</b>				Memphis	0-1-0	2022	2022
Pittsburg State (Kan.)	1-2-0	1995	2000	Tennessee-Martin	19-12-1	1949	1990
<b>KENTUCKY</b>				Tennessee Tech	2-5-1	1953	2022
Eastern Kentucky	0-1-0	2022	2022	Tusculum (Tenn.)	4-0-0	2004	2007
Kentucky Christian	1-0-0	2012	2012	Union University (Tenn.)	2-0-0	1951	1952
Murray State (Ky.)	5-3-0	1954	1961	Vanderbilt (Tenn.)	0-1-0	1959	1959
<b>LOUISIANA</b>				<b>TEXAS</b>			
Louisiana College	2-1-0	1964	1968	Abilene Christian (Texas)	1-0-0	2011	2011
McNeese State (La.)	0-2-0	1958	1959	Tarleton State (Texas)	1-2-0	2012	2022
Nicholls State (La.)	3-2-0	1973	2021	Texas A&M-Commerce	0-1-0	2017	2017
Northwestern State (La.)	2-4-0	1962	1973	Texas A&M-Kingsville	6-0-0	1993	2013
Southeastern Louisiana	1-9-2	1957	1978	<b>UTAH</b>			
Southwestern Louisiana	1-1-0	1997	2021	BYU	0-1-0	2020	2020
<b>MICHIGAN</b>				Southern Utah	1-0-0	2018	2018
Ferris State (Mich.)	1-0-0	1995	1995	<b>VIRGINIA</b>			
<b>MISSISSIPPI</b>				Hampton (Va.)	3-1-0	1992	2021
Delta State (Miss.)	34-26-1	1960	2017	Liberty (Va.)	0-1-0	2020	2020
Jackson State	1-0-0	2018	2018	Virginia State	1-0-0	1987	1987
Mississippi College	19-14-2	1963	2018	Virginia Union	2-0-0	1980	1983
Southern Mississippi	0-1-0	2020	2020	Virginia-Wise	1-0-0	2022	2022
<b>MISSOURI</b>				<b>WASHINGTON</b>			
Central Missouri State	2-0-0	1991	1992	Central Washington	0-1-0	2017	2017
College of Ozarks (Mo.)	1-0-0	1950	1950	<b>WEST VIRGINIA</b>			
Northwest Missouri State	0-3-0	2005	2016	Glenville State (W.V.)	2-0-0	2010	2011
Missouri State	2-0-0	1981	1982	Shepherd (W.V.)	1-0-0	2016	2016

# ALL-TIME SERIES

## Abilene Christian (1-0-0)

2011 UNA..... 23-17..... @Dallas, Texas

## Alabama A&M (19-4-1)

1975 UNA..... 48-29..... @Huntsville  
 1976 UNA..... 47-21..... Florence  
 1977 UNA..... 28-7..... @Huntsville  
 1978 UNA..... 40-16..... Florence  
 1979 A&M..... 3-6..... @Huntsville  
 1980 A&M..... 28-32..... Florence  
 1981 UNA..... 32-30..... @Huntsville  
 1982 UNA..... 38-17..... Florence  
 1983 TIE..... 20-20..... @Huntsville  
 1984 UNA..... 26-12..... Florence  
 1985 UNA..... 6-3..... @Huntsville  
 1986 UNA..... 26-0..... Florence  
 1987 UNA..... 16-14..... @Huntsville  
 1988 A&M..... 16-17..... Florence  
 1989 UNA..... 19-7..... @Birmingham  
 1990 UNA..... 25-0..... Florence  
 1992 UNA..... 15-7..... Florence  
 1993 UNA..... 49-7..... @Huntsville  
 1994 UNA..... 58-13..... Florence  
 1995 UNA..... 49-0..... @Huntsville  
 1996 UNA..... 47-0..... Florence  
 1997 UNA..... 49-20..... @Huntsville  
 2018 UNA..... 25-20..... @Huntsville  
 2019 A&M..... 24-31..... Florence

## Albany State (4-1-0)

1989 UNA..... 17-3..... Florence  
 1990 UNA..... 37-23..... @Albany  
 1995 UNA..... 41-13..... Florence  
 1995 UNA..... 38-28..... Florence\*  
 1996 ASU..... 10-17..... @Albany

## Appalachian State (1-2-0)

1971 ASU..... 6-59..... @Boone  
 1972 ASU..... 3-17..... @Boone  
 1973 UNA..... 21-7..... Florence

## Arkansas State (4-11-1)

1951 ASU..... 13-35..... @Jonesboro  
 1952 ASU..... 7-28..... Florence  
 1953 TIE..... 13-13..... @Jonesboro  
 1954 UNA..... 26-7..... Florence  
 1955 UNA..... 12-7..... @Jonesboro  
 1956 ASU..... 13-39..... Florence  
 1957 ASU..... 13-15..... @Jonesboro  
 1958 UNA..... 19-0..... Florence  
 1959 UNA..... 16-14..... @Jonesboro  
 1960 ASU..... 0-19..... Florence  
 1961 ASU..... 6-14..... @Jonesboro  
 1962 ASU..... 14-23..... Florence  
 1963 ASU..... 12-14..... @Jonesboro  
 1964 ASU..... 3-10..... Florence  
 1965 ASU..... 12-33..... @Jonesboro  
 1966 ASU..... 7-27..... Florence

## Arkansas Tech (13-3-0)

1970 UNA..... 28-26..... @Russellville  
 1971 ATU..... 30-31..... Florence  
 1995 UNA..... 52-17..... @Russellville  
 1996 ATU..... 35-38..... Florence  
 1997 UNA..... 45-24..... @Russellville  
 1998 UNA..... 42-21..... Florence  
 1999 ATU..... 21-24..... @Russellville  
 2002 UNA..... 49-14..... Florence  
 2003 UNA..... 55-9..... @Russellville  
 2006 UNA..... 38-14..... Florence  
 2007 UNA..... 27-20..... @Russellville  
 2008 UNA..... 45-24..... @Russellville  
 2009 UNA..... 42-17..... Florence  
 2009 UNA..... 41-28..... Florence\*  
 2010 UNA..... 28-0..... Florence  
 2011 UNA..... 44-10..... @Russellville

## Arkansas-Monticello (9-3)

1998 UNA..... 51-17..... @Monticello  
 1999 UNA..... 16-13..... Florence  
 2000 UAM..... 21-40..... Florence  
 2001 UAM..... 12-28..... @Monticello  
 2002 UAM..... 14-30..... @Monticello  
 2003 UNA..... 41-20..... Florence  
 2004 UNA..... 59-21..... Florence  
 2005 UNA..... 42-0..... @Monticello  
 2006 UNA..... 47-7..... Florence  
 2007 UNA..... 46-26..... @Monticello  
 2008 UNA..... 45-14..... Florence  
 2009 UNA..... 27-13..... @Monticello

## Austin Peay State (13-6)

1949 APS..... 6-27..... Florence  
 1950 APS..... 0-6..... @Clarksville  
 1951 UNA..... 27-7..... Florence  
 1952 UNA..... 9-0..... @Clarksville  
 1953 UNA..... 14-3..... Florence  
 1954 UNA..... 13-7..... @Clarksville  
 1955 UNA..... 13-7..... Florence  
 1956 APS..... 6-19..... @Clarksville  
 1957 UNA..... 40-13..... Florence  
 1958 UNA..... 20-13..... @Clarksville  
 1959 UNA..... 22-8..... Florence  
 1960 UNA..... 35-34..... @Clarksville  
 1961 UNA..... 14-8..... Florence  
 1962 UNA..... 17-0..... @Clarksville  
 1975 UNA..... 23-6..... Florence  
 1976 APS..... 14-21..... @Clarksville  
 1977 APS..... 6-13..... Florence  
 1978 UNA..... 10-6..... @Clarksville  
 2022 UNA..... 35-38..... Florence

## Azusa Pacific (1-0)

2018 UNA..... 37-35..... Florence

## Bethel College (2-0)

1949 UNA..... 32-0..... @McKenzie  
 1950 UNA..... 39-2..... Florence

## Bloomsburg (1-0)

1985 UNA..... 34-0..... Florence\*

## Brigham Young (BYU) (0-1)

2020 BYU..... 14-66..... @Provo

## Campbell (1-2)

2018 CU..... 7-30..... @Buies Creek  
 2019 UNA..... 25-24..... Florence  
 2021 CU..... 31-48..... Florence

## Carson-Newman (8-2)

1978 UNA..... 34-17..... @Jefferson City  
 1993 UNA..... 38-28..... Florence\*  
 1994 UNA..... 17-13..... Florence\*  
 1995 UNA..... 28-7..... Florence\*  
 1997 CNC..... 7-21..... @Jefferson City\*  
 1998 UNA..... 27-24..... @Rome, Ga.  
 2003 UNA..... 41-9..... Florence\*  
 2008 UNA..... 20-13..... @Jefferson City  
 2009 UNA..... 31-14..... Florence  
 2009 CNC..... 21-24..... Florence\*

## Central Arkansas (15-6)

1951 UNA..... 32-20..... Florence  
 1952 UNA..... 28-6..... Florence  
 1968 UCA..... 12-14..... Florence  
 1969 UNA..... 28-0..... @Conway  
 1970 UNA..... 28-17..... Florence  
 1971 UCA..... 13-14..... @Conway  
 1993 UNA..... 27-10..... @Conway  
 1994 UNA..... 28-21..... Florence  
 1995 UNA..... 28-7..... @Conway  
 1996 UCA..... 20-21..... Florence

1997 UNA..... 35-6..... @Conway  
 1998 UNA..... 31-21..... Florence  
 1999 UNA..... 24-17..... @Conway  
 2000 UNA..... 37-35..... @Conway  
 2001 UCA..... 21-42..... Florence  
 2002 UNA..... 47-33..... @Conway  
 2003 UNA..... 31-12..... Florence  
 2004 UNA..... 31-3..... Florence  
 2005 UCA..... 26-29..... @Conway (2 OT)  
 2005 UNA..... 41-38..... @Conway\* (OT)  
 2022 UCA..... 29-64..... @Conway

## Central Florida (2-2)

1980 UNA..... 28-3..... Russellville  
 1983 UNA..... 47-20..... @Orlando  
 1988 UCF..... 33-35..... @Orlando  
 1989 UCF..... 16-17..... Florence

## Central Missouri St. (2-0)

1991 UNA..... 28-7..... @Warrensburg  
 1992 UNA..... 17-16..... Florence

## Central Oklahoma (1-0)

2011 UNA..... 31-10..... Florence

## Central State of Ohio (0-1)

1983 CSO..... 24-27..... Florence\*

## Central Washington (0-1)

2017 UCW..... 17-10..... @Ellensburg

## Charleston Southern (1-1)

2019 CSU..... 20-25..... Florence  
 2021 UNA..... 45-22..... Florence

## Chattanooga (0-3)

1963 UTC..... 6-25..... @Chattanooga  
 2021 UTC..... 0-20..... Florence  
 2022 UTC..... 14-41..... @Chattanooga

## College of the Ozarks (1-0)

1950 UNA..... 2-0..... Florence

## Delta State (34-26-1)

1960 DSU..... 0-12..... @Cleveland  
 1961 UNA..... 9-6..... Florence  
 1962 DSU..... 14-26..... @Cleveland  
 1963 UNA..... 20-17..... Florence  
 1964 DSU..... 14-34..... @Cleveland  
 1965 DSU..... 7-16..... Florence  
 1966 DSU..... 21-32..... @Cleveland  
 1967 DSU..... 18-28..... Florence  
 1968 DSU..... 16-24..... @Cleveland  
 1969 DSU..... 10-16..... Florence  
 1970 DSU..... 1326..... @Cleveland  
 1971 DSU..... 10-17..... Florence  
 1972 UNA..... 17-7..... @Cleveland  
 1973 UNA..... 21-18..... Florence  
 1974 DSU..... 10-26..... @Cleveland  
 1975 DSU..... 9-21..... Florence  
 1976 UNA..... 20-17..... @Cleveland  
 1977 UNA..... 28-21..... Florence  
 1978 UNA..... 17-7..... @Cleveland  
 1979 UNA..... 30-7..... Florence  
 1980 UNA..... 45-7..... @Cleveland  
 1981 UNA..... 41-7..... Florence  
 1982 UNA..... 27-19..... @Cleveland  
 1983 UNA..... 53-33..... Florence  
 1984 TIE..... 7-7..... @Cleveland  
 1985 UNA..... 12-3..... Florence  
 1986 DSU..... 24-27..... @Cleveland  
 1987 UNA..... 24-12..... Florence  
 1988 UNA..... 27-24..... @Cleveland  
 1989 UNA..... 31-12..... Florence  
 1990 UNA..... 15-13..... @Cleveland  
 1991 DSU..... 6-31..... Florence

1992 DSU..... 10-14..... @Cleveland  
 1993 UNA..... 58-17..... Florence  
 1994 UNA..... 38-0..... @Cleveland  
 1995 UNA..... 30-0..... @Cleveland  
 1996 UNA..... 21-17..... Florence  
 1997 UNA..... 17-10..... @Cleveland  
 1998 UNA..... 17-10..... Florence  
 1999 DSU..... 7-33..... @Cleveland  
 2000 DSU..... 35-42..... @Cleveland  
 2001 DSU..... 3-21..... Florence  
 2004 DSU..... 21-28..... @Cleveland  
 2005 UNA..... 56-21..... Florence  
 2006 UNA..... 17-10..... @Cleveland  
 2006 DSU..... 10-27..... Florence\*  
 2007 UNA..... 28-17..... Florence\*  
 2007 UNA..... 20-17..... Florence\*  
 2008 DSU..... 28-34..... @Cleveland  
 2008 UNA..... 55-34..... @Cleveland\*  
 2009 UNA..... 34-24..... Florence  
 2010 UNA..... 31-7..... @Cleveland  
 2010 DSU..... 24-47..... @Cleveland\*  
 2011 DSU..... 24-30 (OT)..... Florence  
 2011 DSU..... 14-42..... @Cleveland\*  
 2012 UNA..... 20-12..... @Cleveland  
 2013 DSU..... 34-37..... Florence  
 2014 DSU..... 28-33..... Cleveland  
 2015 UNA..... 43-17..... Florence  
 2016 UNA..... 49-19..... @Cleveland  
 2017 UNA..... 20-7..... Florence

## East Tennessee State (5-1)

1954 UNA..... 27-15..... @Johnson City  
 1955 UNA..... 13-12..... Florence  
 1956 UNA..... 21-7..... @Johnson City  
 1957 UNA..... 19-13..... Florence  
 1977 UNA..... 37-21..... @Johnson City  
 1979 ETS..... 7-27..... Florence

## Eastern Illinois (0-1)

1980 EIU..... 31-56..... Florence\*

## Eastern Kentucky (0-1)

2022 EKV..... 53-56..... @Richmond

## Elon (0-1)

1999 Elon..... 15-35..... @Elon

## Ferris State (1-0)

1995 UNA..... 45-7..... Florence\*

## Florida Tech (4-0)

2013 UNA..... 55-28..... @Melbourne  
 2014 UNA..... 34-31..... @Melbourne  
 2015 UNA..... 55-48..... Florence  
 2017 UNA..... 30-7..... Florence

## Fort Valley State (4-1)

1985 UNA..... 14-7..... Florence\*  
 1991 FVS..... 23-34..... Florence  
 1992 UNA..... 41-7..... @Macon  
 1993 UNA..... 36-14..... Florence  
 1994 UNA..... 35-0..... @Fort Valley

## Garner-Webb (1-0)

2019 UNA..... 34-30..... @Boiling Springs

## Glenville State (2-0)

2010 UNA..... 54-10..... @Glenville  
 2011 UNA..... 48-21..... Florence

## Gordon Military (1-0)

1967 UNA..... 52-14..... Florence



# ALL-TIME SERIES

## Hampton (3-1)

1992 UNA ..... 33-21 ..... @Hampton\*  
 1993 UNA ..... 45-20 ..... Florence\*  
 2019 HU ..... 34-40 ..... @Hampton  
 2021 UNA ..... 35-27 ..... Florence

## Harding (7-6)

2000 HU ..... 36-37 ..... @Searcy  
 2001 HU ..... 14-17 ..... Florence  
 2002 HU ..... 38-45 ..... Florence  
 2003 UNA ..... 38-3 ..... @Searcy  
 2004 HU ..... 27-30 ..... @Searcy  
 2005 UNA ..... 35-6 ..... Florence  
 2006 UNA ..... 41-14 ..... Florence  
 2007 UNA ..... 58-17 ..... @Searcy  
 2008 UNA ..... 52-0 ..... Florence  
 2009 UNA ..... 38-0 ..... @Searcy  
 2010 HU ..... 28-29 ..... @Searcy  
 2011 UNA ..... 28-20 ..... Florence  
 2012 UNA ..... 10-31 ..... Florence

## Henderson State (20-4)

1952 UNA ..... 47-21 ..... Florence  
 1955 UNA ..... 33-7 ..... Florence  
 1965 UNA ..... 16-15 ..... @Arkadelphia  
 1966 UNA ..... 28-20 ..... Florence  
 1967 HSU ..... 21-27 ..... @Arkadelphia  
 1968 HSU ..... 10-21 ..... Florence  
 1969 HSU ..... 7-8 ..... @Arkadelphia  
 1970 UNA ..... 30-20 ..... Florence  
 1971 HSU ..... 7-21 ..... @Arkadelphia  
 1972 UNA ..... 21-0 ..... Florence  
 1993 UNA ..... 17-0 ..... Florence  
 1994 UNA ..... 41-7 ..... @Arkadelphia  
 1995 UNA ..... 33-28 ..... Florence  
 1996 UNA ..... 17-3 ..... @Arkadelphia  
 1997 UNA ..... 42-20 ..... Florence  
 1998 UNA ..... 41-7 ..... @Arkadelphia  
 1999 UNA ..... 21-14 ..... Florence (OT)  
 2000 UNA ..... 24-17 ..... @Arkadelphia  
 2001 UNA ..... 22-7 ..... @Arkadelphia  
 2004 UNA ..... 33-10 ..... @Arkadelphia  
 2005 UNA ..... 38-10 ..... Florence  
 2008 UNA ..... 45-20 ..... Florence  
 2009 UNA ..... 43-26 ..... @Arkadelphia  
 2010 UNA ..... 27-10 ..... Florence

## Indiana-Pennsylvania (1-0)

1993 UNA ..... 41-34 ..... Florence

## Indiana State (0-1)

2022 ISU ..... 14-17 ..... @Terre Haute

## Jackson State (1-0)

2018 UNA ..... 24-7 ..... @Jackson

## Jacksonville State (18-29-3)

1949 JSU ..... 7-12 ..... @Jacksonville  
 1950 UNA ..... 6-0 ..... Florence  
 1951 JSU ..... 6-13 ..... @Jacksonville  
 1952 UNA ..... 41-14 ..... Florence  
 1953 UNA ..... 26-0 ..... @Jacksonville  
 1954 UNA ..... 21-0 ..... Florence  
 1955 UNA ..... 21-7 ..... @Jacksonville  
 1956 UNA ..... 27-14 ..... Florence  
 1960 UNA ..... 14-7 ..... @Jacksonville  
 1961 UNA ..... 17-0 ..... Florence  
 1962 TIE ..... 7-7 ..... @Jacksonville  
 1963 TIE ..... 0-0 ..... Florence  
 1964 JSU ..... 0-28 ..... @Jacksonville  
 1965 JSU ..... 0-6 ..... Florence  
 1966 JSU ..... 0-20 ..... @Jacksonville  
 1967 JSU ..... 14-23 ..... Florence  
 1968 UNA ..... 38-10 ..... @Jacksonville  
 1969 UNA ..... 23-18 ..... Florence  
 1970 JSU ..... 28-55 ..... @Jacksonville

1971 JSU ..... 7-60 ..... Birmingham  
 1972 JSU ..... 20-39 ..... @Jacksonville  
 1973 JSU ..... 12-42 ..... Florence  
 1974 UNA ..... 28-24 ..... @Jacksonville  
 1975 UNA ..... 21-14 ..... Florence  
 1976 JSU ..... 7-28 ..... @Jacksonville  
 1977 JSU ..... 20-24 ..... Florence  
 1978 JSU ..... 14-19 ..... @Jacksonville  
 1979 UNA ..... 28-14 ..... Florence  
 1980 UNA ..... 35-28 ..... @Jacksonville  
 1981 JSU ..... 14-21 ..... Florence  
 1982 JSU ..... 10-28 ..... @Jacksonville  
 1983 UNA ..... 24-21 ..... Florence  
 1984 UNA ..... 34-13 ..... @Jacksonville  
 1985 UNA ..... 23-10 ..... Florence  
 1986 JSU ..... 26-29 ..... @Jacksonville  
 1987 TIE ..... 10-10 ..... Florence  
 1988 JSU ..... 3-38 ..... @Jacksonville  
 1989 JSU ..... 3-12 ..... Florence  
 1990 JSU ..... 25-41 ..... @Jacksonville  
 1990 JSU ..... 14-38 ..... @Jacksonville\*  
 1991 JSU ..... 13-48 ..... @Jacksonville  
 1992 JSU ..... 6-10 ..... Florence  
 1992 JSU ..... 12-14 ..... Florence\*  
 2003 UNA ..... 28-16 ..... @Jacksonville  
 2013 JSU ..... 21-24 (2 OT) @Jacksonville  
 2016 JSU ..... 12-31 ..... @Jacksonville  
 2019 JSU ..... 12-30 ..... @Jacksonville  
 2020 JSU ..... 17-24 ..... Florence  
 2021 JSU ..... 24-27 ..... @Jacksonville  
 2022 JSU ..... 31-47 ..... Madison

## Kennesaw State (0-3)

2019 KSU ..... 17-41 ..... @Kennesaw  
 2021 KSU ..... 24-28 ..... Florence  
 2022 KSU ..... 34-40 (2 OT) @Kennesaw

## Kentucky Christian (1-0)

2012 UNA ..... 39-0 ..... Florence

## Lambuth (3-0)

2001 UNA ..... 37-27 ..... Florence  
 2002 UNA ..... 24-17 ..... @Jackson  
 2010 UNA ..... 31-0 ..... @Jackson

## Lane College (1-0)

1981 UNA ..... 41-0 ..... Florence

## Langston College (3-0)

1979 UNA ..... 28-7 ..... Florence  
 1981 UNA ..... 36-6 ..... Florence  
 2014 UNA ..... 56-7 ..... Florence

## Lenoir-Rhyne (0-1)

2013 LR ..... 39-42 ..... @Hickory\*

## Liberty (0-1)

2020 LU ..... 7-28 ..... @Lynchburg

## Louisiana College (2-1)

1964 UNA ..... 16-7 ..... Florence  
 1965 LC ..... 0-13 ..... @Pineville  
 1968 UNA ..... 37-0 ..... Florence

## McNeese State (0-2)

1958 MSU ..... 0-20 ..... Florence  
 1959 MSU ..... 7-28 ..... @Lake Charles

## Memphis (0-1)

2022 MEM ..... 0-59 ..... @Memphis

## Middle Tennessee State (6-14)

1949 MTS ..... 16-54 ..... Florence  
 1950 MTS ..... 14-26 ..... @Murfreesboro  
 1951 MTS ..... 0-21 ..... Florence  
 1952 UNA ..... 34-18 ..... Florence

1953 UNA ..... 14-7 ..... Florence  
 1954 MTS ..... 26-27 ..... @Murfreesboro  
 1955 MTS ..... 21-25 ..... @Murfreesboro  
 1957 MTS ..... 0-26 ..... Florence  
 1958 MTS ..... 6-36 ..... @Murfreesboro  
 1959 MTS ..... 26-34 ..... Florence  
 1960 UNA ..... 7-6 ..... @Murfreesboro  
 1961 MTS ..... 3-13 ..... Florence  
 1962 MTS ..... 2-33 ..... @Murfreesboro  
 1963 MTS ..... 13-41 ..... Florence  
 1964 MTS ..... 3-21 ..... @Murfreesboro  
 1965 MTS ..... 14-44 ..... Florence  
 1971 UNA ..... 24-14 ..... Florence  
 1972 MTS ..... 10-31 ..... @Murfreesboro  
 1979 UNA ..... 20-17 ..... @Murfreesboro  
 1980 UNA ..... 36-0 ..... Florence

## Miles College (9-0)

1982 UNA ..... 45-6 ..... Florence  
 1983 UNA ..... 38-0 ..... Florence  
 1984 UNA ..... 28-0 ..... Florence  
 1985 UNA ..... 40-0 ..... Florence  
 1986 UNA ..... 48-20 ..... Florence  
 1987 UNA ..... 46-7 ..... Florence  
 2012 UNA ..... 31-30 ..... @Birmingham  
 2013 UNA ..... 42-7 ..... Florence  
 2015 UNA ..... 34-17 ..... @Birmingham

## Mississippi College (19-14-2)

1963 TIE ..... 0-0 ..... Florence  
 1964 MC ..... 0-3 ..... @Clinton  
 1965 MC ..... 7-21 ..... Florence  
 1966 UNA ..... 14-7 ..... @Clinton  
 1967 MC ..... 22-28 ..... Florence  
 1968 UNA ..... 35-14 ..... @Clinton  
 1972 MC ..... 6-14 ..... @Clinton  
 1973 MC ..... 7-26 ..... Florence  
 1974 UNA ..... 30-23 ..... @Clinton  
 1975 UNA ..... 41-14 ..... Florence  
 1976 UNA ..... 34-20 ..... @Clinton  
 1977 MC ..... 0-28 ..... Florence  
 1978 UNA ..... 30-0 ..... @Clinton  
 1979 MC ..... 10-17 ..... Florence  
 1980 UNA ..... 28-22 ..... @Clinton  
 1981 UNA ..... 37-23 ..... Florence  
 1982 MC ..... 20-28 ..... @Clinton  
 1983 UNA ..... 28-0 ..... Florence  
 1984 TIE ..... 24-24 ..... Florence  
 1985 MC ..... 13-17 ..... @Clinton  
 1986 MC ..... 6-21 ..... Florence  
 1987 UNA ..... 24-20 ..... @Clinton  
 1988 MC ..... 35-42 ..... Florence  
 1989 MC ..... 0-34 ..... @Clinton  
 1990 MC ..... 10-21 ..... Florence  
 1991 MC ..... 3-31 ..... @Clinton  
 1992 UNA ..... 14-6 ..... Florence  
 1993 UNA ..... 38-28 ..... @Clinton  
 1994 UNA ..... 24-0 ..... Florence  
 1995 UNA ..... 41-3 ..... @Clinton  
 2014 UNA ..... 58-0 ..... @Clinton  
 2015 UNA ..... 34-17 ..... Florence  
 2016 UNA ..... 42-7 ..... @Clinton  
 2017 UNA ..... 16-7 ..... Florence  
 2018 UNA ..... 34-17 ..... Florence

## Missouri State (2-0)

1981 UNA ..... 28-21 ..... @Springfield  
 1982 UNA ..... 17-3 ..... Florence

## Monmouth (0-2)

2019 MU ..... 38-49 ..... @W.Long Branch  
 2021 MU ..... 33-45 ..... @W.Long Branch

## Montana (0-1)

2019 UM ..... 17-61 ..... @Missoula

## Morningside (1-0)

1957 UNA ..... 40-0 ..... Florence

## Murray State (5-3)

1954 UNA ..... 20-13 ..... Florence  
 1955 MSU ..... 7-14 ..... @Murray  
 1956 UNA ..... 19-18 ..... Florence  
 1957 MSU ..... 0-7 ..... @Murray  
 1958 MSU ..... 6-20 ..... Florence  
 1959 UNA ..... 13-6 ..... @Murray  
 1960 UNA ..... 20-15 ..... Florence  
 1961 UNA ..... 9-6 ..... @Murray

## Newberry (3-0)

1991 UNA ..... 21-7 ..... Florence  
 2006 UNA ..... 38-20 ..... Florence\*  
 2015 UNA ..... 50-7 ..... Florence\*

## Nicholls State (3-2)

1973 UNA ..... 27-11 ..... @Thibodeaux  
 1974 UNA ..... 17-8 ..... Florence  
 1975 NSU ..... 27-28 ..... @Thibodeaux  
 1976 UNA ..... 37-7 ..... Florence  
 2021 NSU ..... 14-31 ..... @Thibodeaux

## North Carolina A&T (0-1)

2021 NA&T ..... 34-38 ..... @Greensboro

## North Carolina Central (1-0)

2005 UNA ..... 24-21 ..... @Durham\*

## North Carolina-Pembroke (4-0)

2013 UNA ..... 37-13 ..... @Pembroke\*  
 2014 UNA ..... 27-6 ..... @Pembroke  
 2015 UNA ..... 62-28 ..... Florence  
 2016 UNA ..... 41-17 ..... Florence\*

## North Dakota (1-1)

1994 UNA ..... 35-7 ..... Florence\*  
 2003 UND ..... 22-29 ..... @Grand Forks\*

## North Dakota State (0-2)

1985 NDSU ..... 7-35 ..... @McAllen, TX\*  
 2018 NDSU ..... 7-38 ..... @Fargo

## North Greenville (5-0)

2008 UNA ..... 52-7 ..... @Tigerville  
 2009 UNA ..... 50-3 ..... Florence  
 2016 UNA ..... 52-21 ..... Florence  
 2016 UNA ..... 38-0 ..... Florence\*  
 2018 UNA ..... 31-28 ..... Florence

## Northwest Missouri State (0-3)

2005 NWMS ..... 24-25 ..... Florence\*  
 2008 NWMS ..... 7-41 ..... @Maryville\*  
 2016 NWMS ..... 3-29 ..... @Kansas City, Kan.\*

## Northwestern State (2-4)

1962 UNA ..... 21-14 ..... Florence  
 1963 NSU ..... 14-33 ..... @Natchitoches  
 1969 UNA ..... 27-3 ..... Florence  
 1970 NSU ..... 21-42 ..... @Natchitoches  
 1972 NSU ..... 7-14 ..... Florence  
 1973 NSU ..... 14-27 ..... @Natchitoches

## Ouachita Baptist (4-3)

2000 OBU ..... 29-30 ..... Florence  
 2001 UNA ..... 28-21 ..... @Arkadelphia  
 2002 OBU ..... 24-38 ..... @Arkadelphia  
 2003 UNA ..... 41-14 ..... Florence  
 2006 UNA ..... 47-10 ..... @Arkadelphia  
 2007 UNA ..... 40-7 ..... Florence  
 2010 OBU ..... 23-24 (OT) @Arkadelphia

# ALL-TIME SERIES

## Pensacola NAS (0-1)

1954 PEN.....0-21.....@Pensacola

## Pittsburg State (1-2)

1995 UNA.....27-7.....Florence\*  
1999 PSU.....21-28.....Florence  
2000 PSU.....21-28.....@Pittsburg (OT)

## Portland State (1-0)

1993 UNA.....44-32.....@Portland

## Presbyterian (1-0)

2019 UNA.....41-21.....Florence

## Robert Morris (1-0)

2021 UNA.....42-31.....Florence

## St. Bernard (2-0)

1949 UNA.....28-0.....@St. Bernard  
1950 UNA.....48-0.....Florence

## Samford (6-4-2)

1949 UNA.....28-7.....Florence  
1950 UNA.....7-0.....@Birmingham  
1951 UNA.....30-6.....Florence  
1953 UNA.....40-7.....Florence  
1966 TIE.....31-31.....Florence  
1967 TIE.....14-14.....Florence  
1968 UNA.....36-10.....Florence  
1969 SU.....15-24.....@Birmingham  
1970 UNA.....24-10.....Florence  
1971 SU.....7-28.....@Birmingham  
1972 SU.....10-24.....Florence  
2002 SU.....21-24.....@Birmingham  
(2 OT)

## Savannah State (2-0)

1984 UNA.....37-3.....@Savannah  
1985 UNA.....43-32.....Florence

## Shepherd (1-0)

2016 UNA.....23-13.....@Shepherdstown.\*

## Shorter (7-0)

2012 UNA.....41-0.....Florence  
2013 UNA.....41-0.....@Rome  
2014 UNA.....45-7.....Florence  
2015 UNA.....28-7.....@Rome  
2016 UNA.....45-0.....Florence  
2017 UNA.....48-0.....@Rome  
2018 UNA.....41-14.....Florence

## Southeast Missouri State (1-0)

1956 UNA.....63-13.....Florence

## Southeastern Louisiana (1-10-2)

1957 SLU.....19-21.....Florence  
1958 SLU.....7-40.....@Hammond  
1959 SLU.....21-28.....Florence  
1960 SLU.....6-32.....@Hammond  
1961 SLU.....6-33.....Florence  
1962 SLU.....7-25.....@Hammond  
1973 SLU.....0-26.....@Hammond  
1974 SLU.....17-21.....Florence  
1975 SLU.....15-28.....@Hammond  
1976 TIE.....28-28.....Florence  
1977 UNA.....29-7.....@Hammond  
1978 TIE.....7-7.....Florence  
2021 SLU.....28-49.....Florence

## Southern Arkansas (11-4)

1996 UNA.....27-9.....Florence  
1997 SAU.....7-16.....@Magnolia  
1998 SAU.....14-21.....@Magnolia  
1999 SAU.....14-24.....Florence  
2002 SAU.....33-43.....Florence  
2003 UNA.....21-14.....@Magnolia

2003 UNA.....48-24.....Florence  
2004 UNA.....45-24.....Florence  
2005 UNA.....31-21.....@Magnolia  
2006 UNA.....40-10.....@Magnolia  
2007 UNA.....27-8.....Florence  
2008 UNA.....57-14.....Florence  
2009 UNA.....41-9.....@Magnolia  
2010 UNA.....48-6.....Florence  
2011 UNA.....42-14.....@Magnolia

## Southern Mississippi (0-1)

2020 USM.....13-24.....@Hattiesburg

## Southern Utah (1-0)

2018 UNA.....34-30.....@Cedar City

## Southwestern Louisiana (1-0)

1997 UNA.....48-42.....@Lafayette (4OT)

## Stillman (1-0)

2003 UNA.....68-7.....Florence

## Tarleton State (1-2)

2012 TSU.....28-38.....Florence  
2013 UNA.....44-7.....@Stephenville  
2022 TSU.....28-43.....Florence

## Tennessee-Martin (19-12-1)

1949 UNA.....53-0.....Florence  
1960 UNA.....21-10.....Florence  
1961 UNA.....17-14.....@Martin  
1962 UNA.....31-8.....Florence  
1963 UTM.....2-27.....@Martin  
1964 UNA.....8-0.....Florence  
1965 UNA.....17-14.....@Martin  
1966 UTM.....18-24.....Florence  
1967 UTM.....0-22.....@Martin  
1968 UNA.....37-17.....Florence  
1969 UNA.....51-7.....@Martin  
1970 UTM.....7-35.....Florence  
1971 UTM.....7-20.....@Martin  
1972 UTM.....16-21.....Florence  
1973 UTM.....16-17.....@Martin  
1974 UNA.....42-10.....Florence  
1975 UNA.....30-20.....@Martin  
1976 UTM.....7-31.....Florence  
1977 UTM.....13-31.....@Martin  
1978 UNA.....38-17.....Florence  
1979 UTM.....9-10.....@Martin  
1980 UNA.....26-17.....Florence  
1981 UNA.....37-10.....@Martin  
1982 UNA.....33-10.....Florence  
1983 UNA.....35-7.....@Martin  
1984 TIE.....10-10.....Florence  
1985 UNA.....38-7.....@Martin  
1986 UTM.....3-7.....Florence  
1987 UNA.....3-0.....@Martin  
1988 UTM.....14-38.....Florence  
1989 UNA.....28-6.....@Martin  
1990 UNA.....49-0.....Florence

## Tennessee Tech (2-5-1)

1953 TTU.....7-14.....@Cookeville  
1954 UNA.....20-7.....Florence  
1955 TTU.....7-26.....@Cookeville  
1956 TTU.....6-20.....Florence  
1957 UNA.....20-0.....@Cookeville  
1958 TTU.....14-20.....Florence  
1959 TIE.....14-14.....@Cookeville  
2022 TTU.....27-35.....Florence

## Texas A&M-Commerce (1-0)

2017 TAMUC.....7-8.....Florence

## Texas A&M-Kingsville (6-0)

1993 UNA.....27-25.....Florence\*  
1994 UNA.....16-10.....Florence\*  
1996 UNA.....24-7.....@Kingsville  
1997 UNA.....17-12.....Florence  
2012 UNA.....21-16.....@Kingsville  
2013 UNA.....49-17.....Florence

## Troy State (23-21)

1949 TSU.....6-19.....@Troy  
1950 TSU.....0-19.....Florence  
1951 UNA.....31-6.....@Troy  
1952 UNA.....29-6.....Florence  
1953 UNA.....26-6.....@Troy  
1954 UNA.....28-6.....Florence  
1955 UNA.....30-7.....@Troy  
1956 UNA.....27-6.....Florence  
1957 UNA.....41-14.....@Troy  
1958 UNA.....20-14.....Florence  
1959 UNA.....34-13.....@Troy  
1960 UNA.....38-0.....Florence  
1961 UNA.....14-8.....@Troy  
1962 UNA.....27-6.....Florence  
1963 UNA.....8-7.....@Troy  
1964 TSU.....7-21.....Florence  
1965 UNA.....35-16.....@Troy  
1966 UNA.....35-34.....Florence  
1967 TSU.....19-31.....@Troy  
1968 TSU.....0-41.....Florence  
1969 TSU.....10-31.....@Troy  
1970 TSU.....23-28.....Florence  
1971 TSU.....14-21.....@Troy  
1972 TSU.....0-33.....Florence  
1973 TSU.....7-36.....@Troy  
1974 TSU.....29-36.....Florence  
1975 UNA.....49-26.....@Troy  
1976 TSU.....3-17.....Florence  
1977 TSU.....27-34.....@Troy  
1978 TSU.....0-17.....Florence  
1979 TSU.....14-27.....@Troy  
1980 UNA.....31-22.....Florence  
1981 UNA.....24-13.....@Troy  
1982 UNA.....38-6.....Florence  
1983 UNA.....42-21.....@Troy  
1984 UNA.....13-10.....Florence  
1985 UNA.....9-7.....@Troy  
1986 TSU.....9-38.....Florence  
1987 TSU.....3-38.....@Troy  
1988 TSU.....7-30.....Florence  
1989 TSU.....16-23.....@Troy  
1990 UNA.....17-6.....Florence  
1991 TSU.....9-31.....@Troy  
1992 TSU.....10-24.....Florence

## Tusculum (4-0)

2004 UNA.....28-7.....@Greeneville  
2005 UNA.....33-7.....Florence  
2006 UNA.....22-10.....@Greeneville  
2007 UNA.....43-24.....Florence

## Tuskegee (3-1)

1979 UNA.....26-7.....@Tuskegee  
1980 UNA.....25-13.....Florence  
2013 UNA.....30-27.....Florence\*  
2015 TU.....31-35.....Florence\*

## Union (Tenn.) (2-0)

1951 UNA.....44-0.....Florence  
1952 UNA.....51-7.....@Union

## Valdosta State (25-16-1)

1982 UNA.....53-7.....@Valdosta  
1983 UNA.....27-0.....Florence  
1984 UNA.....35-24.....@Valdosta  
1985 UNA.....45-0.....Florence  
1986 VSU.....7-24.....@Valdosta  
1987 UNA.....17-16.....Florence

1988 VSU.....28-35.....@Valdosta  
1989 VSU.....21-24.....Florence  
1990 UNA.....26-10.....@Valdosta  
1991 VSU.....27-34.....Florence  
1992 TIE.....24-24.....@Valdosta  
1993 UNA.....31-21.....@Valdosta  
1994 UNA.....38-21.....Florence  
1994 UNA.....27-24.....Florence\*(2OT)  
1995 UNA.....26-9.....Florence  
1996 VSU.....31-34.....@Valdosta (3OT)  
1997 VSU.....0-21.....Florence  
1998 UNA.....35-7.....@Valdosta  
1999 UNA.....31-28.....Florence  
2000 VSU.....21-45.....@Valdosta  
2001 VSU.....7-54.....@Valdosta  
2002 VSU.....28-45.....Florence  
2003 UNA.....17-10.....@Valdosta  
2004 VSU.....20-24.....Florence  
2005 VSU.....23-26.....@Valdosta  
2005 UNA.....40-13.....@Valdosta\*  
2006 UNA.....31-24.....Florence (OT)  
2007 VSU.....24-27.....@Valdosta  
2007 VSU.....23-37.....@Valdosta\*  
2008 UNA.....41-23.....Florence  
2008 UNA.....37-10.....Florence\*  
2009 UNA.....62-27.....@Valdosta  
2010 VSU.....0-5.....Florence  
2010 UNA.....43-20.....@Valdosta\*  
2011 UNA.....30-23.....@Valdosta  
2012 VSU.....21-24.....Florence  
2013 UNA.....57-7.....@Valdosta  
2014 UNA.....31-20.....Florence  
2014 VSU.....31-33.....Florence\*  
2015 UNA.....34-12.....@Valdosta  
2016 UNA.....44-19.....Florence  
2017 UNA.....30-24.....@Valdosta

## Vanderbilt (0-1)

1959 VU.....7-42.....@Nashville

## Virginia State (1-0)

1987 UNA.....25-13.....Florence

## Virginia Union (2-0)

1980 UNA.....17-8.....Florence\*  
1983 UNA.....16-14.....Florence\*

## Virginia-Wise (1-0)

2022 UNA.....49-17.....Florence

## West Alabama (52-18-1)

1949 UWA.....13-14.....Florence  
1950 UWA.....0-19.....@Livingston  
1951 UNA.....12-9.....Florence  
1952 UNA.....34-6.....@Livingston  
1953 UNA.....40-6.....Florence  
1954 UNA.....32-0.....@Livingston  
1955 UNA.....52-0.....Florence  
1956 UNA.....32-6.....@Livingston  
1957 UNA.....47-7.....Florence  
1958 UNA.....32-14.....Florence  
1959 UNA.....19-0.....Florence  
1960 UNA.....23-6.....Florence  
1961 UNA.....49-0.....Florence  
1962 UNA.....27-7.....@Livingston  
1963 UNA.....35-7.....Florence  
1964 TIE.....6-6.....@Livingston  
1965 UNA.....42-28.....Florence  
1966 UNA.....10-0.....@Livingston  
1967 UNA.....28-7.....Florence  
1968 UWA.....23-27.....@Livingston  
1969 UNA.....17-13.....Florence  
1970 UNA.....21-14.....@Livingston  
1971 UWA.....0-31.....Florence  
1972 UWA.....6-17.....@Livingston  
1973 UNA.....13-12.....Florence

1974	UWA.....	16-28.....	@Livingston
1975	UWA.....	7-14.....	Florence
1976	UWA.....	24-27.....	@Livingston
1977	UNA.....	42-9.....	Florence
1978	UNA.....	19-7.....	@Livingston
1979	UNA.....	6-0.....	Florence
1980	UNA.....	20-3.....	@Livingston
1981	UWA.....	9-19.....	Florence
1982	UWA.....	3-14.....	@Livingston
1983	UNA.....	15-12.....	Florence
1984	UWA.....	28-35.....	@Livingston
1985	UNA.....	17-0.....	Florence
1986	UNA.....	14-3.....	Hamilton
1986	UNA.....	21-17.....	@Livingston
1987	UWA.....	10-12.....	Florence
1988	UNA.....	10-7.....	@Livingston
1989	UNA.....	30-0.....	Florence
1990	UNA.....	54-10.....	@Livingston
1991	UNA.....	14-0.....	Florence
1992	UNA.....	20-13.....	@Livingston
1993	UNA.....	65-13.....	Florence
1994	UNA.....	50-7.....	@Livingston
1995	UNA.....	42-10.....	Florence
1996	UNA.....	38-24.....	@Livingston
1997	UNA.....	56-14.....	Florence
1998	UNA.....	38-24.....	Florence
1999	UNA.....	51-33.....	@Livingston
2000	UNA.....	21-14.....	Florence
2001	UNA.....	30-0.....	Florence
2002	UWA.....	24-31.....	@Livingston
2003	UNA.....	44-10.....	Florence
2004	UWA.....	27-28.....	@Livingston
2005	UNA.....	76-14.....	Florence
2006	UNA.....	45-3.....	@Livingston
2007	UNA.....	49-20.....	Florence
2008	UNA.....	41-9.....	@Livingston
2009	UWA.....	28-31 (4 OT).....	Florence
2010	UNA.....	24-23.....	Florence
2011	UWA.....	26-31.....	@Livingston
2011	UNA.....	43-27.....	@Livingston*
2012	UWA.....	27-42.....	@Livingston
2013	UNA.....	30-27 (OT).....	Florence
2014	UNA.....	24-16.....	@Livingston
2015	UNA.....	42-14.....	Florence
2016	UNA.....	45-7.....	@Livingston
2017	UWA.....	17-38.....	Florence

**West Florida (1-2)**

2016	UNA.....	51-3.....	Florence
2017	UWF.....	7-30.....	@Pensacola
2018	UWF.....	19-24.....	Florence

**West Georgia (22-13)**

1983	UNA.....	49-7.....	@Carrollton
1984	UNA.....	24-3.....	Florence
1985	UNA.....	19-14.....	@Carrollton
1986	UWG.....	35-37.....	Florence
1987	UWG.....	13-23.....	@Carrollton
1988	UWG.....	0-16.....	Florence
1989	UNA.....	27-17.....	@Carrollton
1990	UNA.....	45-7.....	Florence
1991	UWG.....	26-28.....	@Carrollton
1992	UNA.....	19-7.....	Florence
1993	UNA.....	41-14.....	Florence
1994	UNA.....	37-25.....	@Carrollton
1995	UNA.....	34-19.....	Florence
1996	UWG.....	31-32.....	@Carrollton
1997	UNA.....	21-18.....	Florence
1998	UWG.....	17-24.....	@Carrollton
1999	UWG.....	7-21.....	Florence
2000	UWG.....	28-35.....	@Carrollton
2001	UWG.....	0-49.....	@Carrollton
2002	UNA.....	36-26.....	Florence
2003	UNA.....	48-21.....	@Carrollton
2004	UWG.....	21-38.....	Florence
2005	UNA.....	20-19.....	@Carrollton

2006	UNA.....	26-16.....	@Carrollton
2007	UNA.....	65-17.....	Florence
2008	UNA.....	53-0.....	@Carrollton
2009	UNA.....	55-7.....	Florence
2010	UNA.....	17-10.....	@Carrollton
2011	UNA.....	28-3.....	Florence
2012	UWG.....	23-38.....	@Carrollton
2013	UNA.....	38-21.....	Florence
2014	UNA.....	31-28.....	Florence
2015	UWG.....	10-31.....	@Carrollton
2016	UNA.....	24-23.....	Florence
2017	UWG.....	23-37.....	@Carrollton

**Western Carolina (0-1)**

1974	WCU.....	7-32.....	@Cullowhee
------	----------	-----------	------------

**Western Illinois (1-0)**

2019	UNA.....	26-17.....	Florence
------	----------	------------	----------

**Western Oregon (1-1)**

2014	UNA.....	30-10.....	Florence
2015	WOU.....	22-24.....	@Monmouth

**Youngstown State (0-1)**

1994	YSU.....	14-17.....	@Youngstown
------	----------	------------	-------------

\* - indicates NCAA playoff game

**UNA vs. FCS  
Programs  
since Division I-AA  
was formed in 1978  
(16-34)**

1978	at Austin Peay.....	10-6
1979	at Middle Tennessee State.....	20-17
1979	East Tennessee.....	7-27
1980	Middle Tennessee State.....	36-0
1981	at Southwest Missouri State.....	28-21
1982	Southwest Missouri State.....	17-3
1992	Troy State.....	10-24
1993	at Youngstown State.....	14-17
1999	at Elon.....	15-35
2002	at Samford.....	21-24 (2 OT)
2003	at Jacksonville State.....	28-16
2013	at Jacksonville State.....	21-24 (2 OT)
2016	at Jacksonville State.....	12-31
2018	at Southern Utah.....	34-30
2018	at Alabama A&M.....	25-20
2018	at North Dakota State.....	7-38
2018	at Campbell.....	7-30
2018	at Jackson State.....	24-7
2019	Western Illinois.....	26-17
2019	at Montana.....	17-61
2019	Alabama A&M.....	24-31
2019	at Jacksonville State.....	12-30
2019	Presbyterian.....	41-21
2019	at Hampton.....	34-40
2019	Charleston Southern.....	20-25
2019	at Kennesaw State.....	17-41
2019	Campbell.....	25-24
2019	at Monmouth.....	38-49
2019	at Gardner-Webb.....	34-30
2020	Jacksonville State.....	17-24
2021	Southeastern Louisiana.....	28-49
2021	Chattanooga.....	0-20
2021	at Jacksonville State.....	24-27
2021	at Nicholls State.....	14-31
2021	Campbell.....	31-48
2021	at North Carolina A&T.....	34-38
2021	Robert Morris.....	42-31
2021	Charleston Southern.....	45-22
2021	at Monmouth.....	33-45
2021	Kennesaw State.....	24-28
2021	at Hampton.....	35-27
2022	at Indiana State.....	14-17
2022	at Chattanooga.....	14-41
2022	Tarleton State.....	28-43
2022	at Kennesaw State.....	34-40
2022	vs Jacksonville State.....	31-47
2022	at Eastern Kentucky.....	53-56
2022	Central Arkansas.....	29-64
2022	Austin Peay.....	35-38
2022	Tennessee Tech.....	27-35

**UNA vs. Division I  
FBS Programs  
(2-6)**

1959	at Vanderbilt.....	7-42
1972	at Appalachian State.....	3-17
1973	Appalachian State.....	21-7
1997	at Louisiana Lafayette (4 OT).....	48-42
2020	at #25 Liberty.....	7-28
2020	at Southern Mississippi.....	13-24
2020	at #8 BYU.....	14-66
2022	at Memphis.....	0-59

# OPENERS, HOMECOMING & OVERTIME

## All-Time Season Openers (42-28-4)

1949	at Jacksonville State	7-12
1950	College of the Ozarks	2-0
1951	Union University	44-0
1952	at Union University	51-7
1953	at Tennessee Tech	7-14
1954	Tennessee Tech	20-7
1955	at Tennessee Tech	7-26
1956	Tennessee Tech	6-20
1957	Middle Tennessee St.	0-26
1958	Murray State	6-20
1959	at Tennessee Tech	14-14
1960	at Delta State	0-12
1961	Delta State	9-6
1962	at Jacksonville State	7-7
1963	Jacksonville State	0-0
1964	at Middle Tennessee St.	3-21
1965	Middle Tennessee St.	14-44
1966	at Jacksonville State	0-20
1967	Jacksonville State	14-23
1968	College of the Ozarks	12-14
1969	Northwestern St. (La.)	27-3
1970	at Northwestern St. (La.)	21-42
1971	Middle Tennessee St.	24-14
1972	at Middle Tennessee St.	10-31
1973	at S.E. Louisiana	0-26
1974	S.E. Louisiana	17-21
1975	at S.E. Louisiana	15-28
1976	S.E. Louisiana	28-28
1977	at East Tennessee St.	37-21
1978	at Carson-Newman	34-17
1979	Langston University	28-7
1980	Middle Tennessee St.	36-0
1981	Lane College	41-0
1982	S.W. Missouri	17-3
1983	Miles College	38-0
1984	Miles College	28-0
1985	Miles College	40-0
1986	Miles College	48-20
1987	Miles College	46-7
1988	Alabama A&M	16-17
1989	Alabama A&M (N)	19-7
1990	Alabama A&M	25-0
1991	at Central Missouri	28-7
1992	Central Missouri	17-16
1993	Fort Valley State	36-14
1994	at Fort Valley State	35-0
1995	Albany State	41-13
1996	at Albany State	10-17
1997	at Alabama A&M	49-20
1998	Carson-Newman (N)	27-24
1999	Pittsburg State	21-28
2000	at Pittsburg State (OT)	21-28
2001	Lambuth	37-27
2002	Samford	21-24 (2 OT)
2003	Stillman	68-7
2004	at Tusculum	28-7
2005	Tusculum	33-7
2006	at Tusculum	22-10
2007	Tusculum	43-24
2008	Southern Arkansas	57-14
2009	at Southern Arkansas	41-9
2010	Henderson State	27-10
2011	Central Oklahoma	31-10

2012	at Miles	31-30
2013	Miles	42-7
2014	at Mississippi College	58-0
2015	at Miles	34-17
2016	at Jacksonville State	12-31
2017	Texas A&M-Commerce	7-8
2018	at Southern Utah	34-30
2019	Western Illinois	26-17
2020	at Liberty	7-28
2021	Southeastern Louisiana	28-49
2022	Indiana State	14-17

## All-Time Record on Homecoming (52-20-1)

1949	Tennessee-Martin	53-0
1950	Troy State	0-19
1951	West Alabama	12-9
1952	Troy State	29-6
1953	West Alabama	40-6
1954	Murray State	20-13
1955	Austin Peay	13-7
1956	Troy State	27-6
1957	East Tennessee St.	19-13
1958	Troy State	20-14
1959	Middle Tennessee St.	26-34
1960	Troy State	38-0
1961	Jacksonville State	17-0
1962	Troy State	27-6
1963	Delta State	20-17
1964	Troy State	7-21
1965	Mississippi College	7-21
1966	Troy State	35-34
1967	Mississippi College	22-28
1968	Henderson State	10-21
1969	West Alabama	17-13
1970	Samford	24-10
1971	Arkansas Tech	30-31
1972	Henderson State	21-0
1973	Mississippi College	7-26
1974	Troy State	29-36
1975	Delta State	9-21
1976	Nicholls State	37-7
1977	Austin Peay	6-13
1978	Tennessee-Martin	38-17
1979	Delta State	30-7
1980	Tennessee-Martin	26-17
1981	Mississippi College	37-23
1982	Tennessee-Martin	33-10
1983	Mississippi College	28-0
1984	Tennessee-Martin	10-10
1985	West Alabama	17-0
1986	Tennessee-Martin	3-7
1987	West Alabama	10-12
1988	Tennessee-Martin	14-38
1989	Central Florida	16-17
1990	Tennessee-Martin	49-0
1991	Newberry	21-7
1992	Troy State	10-24
1993	West Alabama	65-15
1994	Central Arkansas	28-21
1995	Valdosta State	26-9
1996	Delta State	27-17
1997	Henderson State	42-20
1998	Delta State	17-10
1999	Henderson State	21-14

2000	Henderson State	24-17
2001	Central Arkansas	21-42
2002	Southern Arkansas	33-43
2003	Central Arkansas	31-12
2004	Valdosta State	20-24
2005	Henderson State	38-10
2006	Arkansas-Monticello	47-7
2007	West Georgia	65-17
2008	Valdosta State	41-23
2009	Arkansas Tech	42-17
2010	Arkansas Tech	28-0
2011	Harding	28-20
2012	Shorter	41-0
2013	West Georgia	38-21
2014	Western Oregon	30-10
2015	UNC-Pembroke	62-28
2016	Shorter	45-0
2017	Florida Tech	30-7
2018	Mississippi College	34-17
2019	Presbyterian	41-21
2021	Robert Morris	42-31
2022	Tarleton State	28-43

## All-Time Record in Overtime Games (6-9)

1994	Valdosta State - NCAA Playoffs (2 Overtimes)	27-24
1996	at Valdosta State (3 Overtimes)	31-34
1997	at Louisiana Lafayette (4 Overtimes)	48-42
1999	Henderson State (1 Overtime)	21-14
2000	at Pittsburg State (1 Overtime)	21-28
2002	at Samford (2 Overtimes)	21-24
2005	at Central Arkansas (2 Overtimes)	26-29
2005	at Central Arkansas (1 Overtime)	41-38
2006	Valdosta State (1 Overtime)	31-24
2009	West Alabama (4 Overtimes)	28-31
2009	Ouachita Baptist (1 Overtime)	23-24
2011	Delta State (1 Overtime)	24-30
2013	at Jacksonville State (2 Overtimes)	21-24
2013	West Alabama (1 Overtime)	30-27
2022	Kennesaw State (2 Overtimes)	34-40

# NON-CONFERENCE GAMES

## Non-Conference Games in the Gulf South Conference from 1971 - 2017

**Overall: 114-38-1**

**Home: 69-18**

**Away: 42-18**

**Neutral: 3-2-1**

**NCAA Playoffs: 23-10**

1972	at Middle Tennessee State	10-31
1972	Samford	10-24
1972	at Appalachian State	3-17
1973	Appalachian State	21-7
1974	at Western Carolina	7-32
1974	at Austin Peay	14-20
1975	at Alabama A&M	48-29
1975	Austin Peay	23-6
1976	Alabama A&M	47-21
1976	Austin Peay	14-21
1977	at East Tennessee State	37-21
1977	at Alabama A&M	28-7
1977	Austin Peay	6-13
1978	at Carson-Newman	34-17
1978	Alabama A&M	40-16
1978	at Austin Peay	10-6
1979	Langston	28-7
1979	at Middle Tennessee State	20-17
1979	at Tuskegee	26-7
1979	at Alabama A&M	3-6
1979	East Tennessee State	7-27
1980	Middle Tennessee State	36-0
1980	Tuskegee	25-13
1980	Alabama A&M	28-32
1980	Central Florida	28-3
1980	*Virginia Union	17-8
1980	*Eastern Illinois	31-56
1981	Lane	41-0
1981	at Alabama A&M	32-20
1981	Langston	36-6
1981	at Southwest Missouri State	28-21
1982	Southwest Missouri State	17-3
1982	Miles	45-6
1982	Alabama A&M	38-17
1983	Miles	38-0
1983	at Central Florida	47-20
1983	Alabama A&M (N)	20-20
1983	*Virginia Union	16-14
1983	*Central State-Ohio	24-27
1984	Miles	28-0
1984	at Savannah State	37-3
1984	Alabama A&M	26-12
1985	Miles	40-0
1985	Savannah State	43-22
1985	at Alabama A&M	6-3
1985	*Fort Valley State	14-7
1985	*Bloomsburg	34-0
1985	*North Dakota State (N)	7-35
1986	Miles	48-20
1986	Alabama A&M	26-0
1987	Miles	46-7

1987	Virginia State	25-13
1987	at Alabama A&M	16-14
1988	Alabama A&M	16-17
1988	at Central Florida	33-35
1989	Alabama A&M (N)	19-7
1989	Albany State	17-3
1989	Central Florida	16-17
1990	Alabama A&M	25-0
1990	at Albany State	27-23
1991	at Central Missouri State	28-7
1991	Newberry	21-7
1991	Fort Valley State	23-34
1992	Central Missouri State	17-16
1992	Alabama A&M	15-7
1992	at Fort Valley State	41-7
1992	Troy State	10-24
1992	*at Hampton	33-21
1993	Fort Valley State	36-14
1993	at Alabama A&M	49-7
1993	at Portland State	44-32
1993	*Carson-Newman	38-28
1993	*Hampton	45-20
1993	*Texas A&M-Kingsville	27-25
1993	*Indiana, Pa.	41-34
1994	at Fort Valley State	35-0
1994	Alabama A&M	58-13
1994	at Youngstown State	14-17
1994	*Carson-Newman	17-13
1994	*North Dakota	35-7
1994	*Texas A&M-Kingsville	16-10
1995	Albany State	41-13
1995	at Alabama A&M	49-0
1995	*Albany State	38-28
1995	*Carson-Newman	28-7
1995	*Ferris State	45-7
1995	*Pittsburg State	27-7
1996	at Albany State	10-17
1996	Alabama A&M	47-0
1996	at Texas A&M-Kingsville	24-7
1997	at Alabama A&M	49-20
1997	Texas A&M-Kingsville	17-12
1997	at SW Louisiana	48-42 (4 ots)
1997	*at Carson-Newman	7-21
1998	Carson-Newman (N)	27-24
1999	Pittsburg State	21-28
1999	at Elon	15-35
2000	at Pittsburg State	21-28
2001	Lambuth	37-27
2002	Lambuth	24-17
2003	Stillman	68-7
2003	at Jacksonville State	28-16
2003	*Carson-Newman	41-9
2003	*at North Dakota	22-29
2004	at Tusculum	28-7
2005	Tusculum	33-7
2005	*at North Carolina Central	24-21
2005	*NW Missouri State	24-25
2006	Tusculum	22-10
2006	*Newberry	38-20
2007	Tusculum	43-24
2008	at Carson-Newman	20-13
2008	at North Greenville	52-7

2008	*at NW Missouri State	7-41
2009	Carson-Newman	31-14
2009	North Greenville	50-3
2009	*Carson-Newman	21-24
2010	at Glensville State	54-10
2010	at Lambuth	31-0
2011	Central Oklahoma	31-10
2011	Glensville State	48-21
2011	vs. Abilene Christian	23-17
2011	Harding	28-20
2011	at Southern Arkansas	42-14
2011	at Arkansas Tech	44-10
2012	at Miles	31-30
2012	Harding	10-31
2012	Kentucky Christian	39-0
2012	at Texas A&M-Kingsville	21-16
2012	Tarleton State	28-38
2013	Miles	42-7
2013	at Jacksonville State (2 OT)	21-24
2013	Texas A&M-Kingsville	49-17
2013	at Tarleton State	44-7
2013	*Tuskegee	30-27
2013	*at UNC-Pembroke	37-13
2013	*at Lenoir-Rhyne	39-42
2014	Langston	56-7
2014	Western Oregon	30-10
2014	at UNC-Pembroke	27-6
2015	at Miles	34-17
2015	at Western Oregon	22-24
2015	UNA-Pembroke	62-28
2015	*Newberry	50-7
2015	*Tuskegee	31-35
2016	at Jacksonville State	12-31
2016	North Greenville	52-21
2016	*UNC-Pembroke	41-17
2016	*North Greenville	38-0
2016	*at Shepherd	23-13
2016	*vs. Northwest Missouri State	3-29
2017	Texas A&M-Commerce	7-8
2017	at Central Washington	10-17

\* - indicates NCAA playoff game

N - indicates game played at neutral site

# UNA VS. NATIONALLY RANKED TEAMS

North Alabama has played 116 games against nationally ranked opponents since 1992 .

The Lions are 61-54-1 in the 116 previous meetings with ranked opponents.

UNA won 18 straight games against nationally ranked teams at home from 1992-99, dating back to a 14-12 loss to third ranked Jacksonville State in the 1992 playoffs, prior to a 28-21 loss to Pittsburg State in 1999.

UNA has played 60 of those 115 games against teams ranked in the Top 10. The Lions are 31-29 in those previous 60 games.

Date	Opponent	Rank	Score	
<b>1992</b>				
Oct. 17	Jacksonville State	15th	6-10	L
Nov. 14	at Valdosta State	20th	24-24	T
Nov. 21	at Hampton	6th	33-21	W
Nov. 28	Jacksonville State	3rd	12-14	L
<b>1993</b>				
Sept. 4	Fort Valley State	16th	36-14	W
Oct. 2	at Portland State	3rd	44-32	W
Nov. 6	at Valdosta State	18th	31-21	W
Nov. 20	Carson-Newman	14th	38-28	W
Nov. 27	Hampton	3rd	45-20	W
Dec. 4	Texas A&M-Kingsville	19th	27-25	W
Dec. 11	Indiana, Pa.	4th	41-34	W
<b>1994</b>				
Oct. 8	at Youngstown State (IAA)	3rd	14-17	L
Nov. 5	Valdosta State	2nd	38-21	W
Nov. 12	West Georgia	10th	37-25	W
Nov. 19	Carson-Newman	16th	17-13	W
Nov. 26	Valdosta State (2 OT)	6th	27-24	W
Dec. 3	North Dakota	12th	35-7	W
Dec. 10	Texas A&M-Kingsville	2nd	16-10	W
<b>1995</b>				
Sept. 2	Albany State	7th	41-13	W
Nov. 18	Albany State	12th	38-28	W
Nov. 25	Carson-Newman	6th	28-7	W
Dec. 2	Ferris State	3rd	45-7	W
Dec. 9	Pittsburg State	4th	27-7	W
<b>1996</b>				
Aug. 31	at Albany State	13th	10-17	L
Sept. 21	at Texas A&M-Kingsville	9th	24-7	W
Oct. 5	at Valdosta State (3 OT)	4th	31-34	L
Nov. 9	at West Georgia	11th	31-32	L
<b>1997</b>				
Sept. 20	Texas A&M-Kingsville	2nd	17-12	W
Nov. 8	West Georgia	9th	21-18	W
Nov. 22	at Carson-Newman	1st	7-21	L
<b>1998</b>				
Sept. 5	Carson-Newman (N)	3rd	27-24	W
Sept. 12	at Southern Arkansas	10th	14-21	L
<b>1999</b>				
Sept. 4	Pittsburg State	10th	21-28	L
Sept. 11	Southern Arkansas	12th	14-24	L
Oct. 16	at Delta State	16th	7-33	L
<b>2000</b>				
Sept. 2	at Pittsburg State (OT)	6th	21-28	L
Oct. 28	Valdosta State	11th	21-45	L

Nov. 4	West Georgia	4th	28-35	L
<b>2001</b>				
Sept. 1	Lambuth (NAIA)	4th	37-27	W
Sept. 22	Delta State	1st	3-21	L
Sept. 29	Central Arkansas	23rd	21-42	L
Oct. 27	at Valdosta State	1st	7-54	L
Nov. 3	at West Georgia	21st	0-49	L
<b>2002</b>				
Nov. 2	Valdosta State	2nd	28-45	L
<b>2003</b>				
Oct. 4	at Southern Arkansas	15th	21-14	W
Nov. 1	at Valdosta State	1st	17-10	W
Nov. 22	Southern Arkansas	12th	48-24	W
Nov. 29	Carson-Newman	8th	41-9	W
Dec. 6	at North Dakota	7th	22-29	L
<b>2004</b>				
Sept. 4	at Tusculum	12th	28-7	W
Sept. 18	at Delta State	16th	21-28	L
Oct. 2	Central Arkansas	20th	31-3	W
Oct. 23	Valdosta State	5th	20-24	L
<b>2005</b>				
Sept. 17	Delta State	9th	56-21	W
Sept. 24	Harding	24th	35-6	W
Oct. 20	at Valdosta State	3rd	23-26	L
Nov. 12	at Valdosta State	9th	40-13	W
Nov. 19	at North Carolina Central	19th	24-21	W
Nov. 26	at Central Arkansas(OT)	15th	41-38	W
Dec. 3	NW Missouri State	21st	24-25	L
<b>2006</b>				
Oct. 21	at Delta State	15th	17-10	W
Oct. 28	Valdosta State (OT)	12th	31-24	W
Nov. 25	Newberry	12th	38-20	W
Dec. 2	Delta State	11th	10-27	L
<b>2007</b>				
Oct. 18	Delta State	5th	28-17	W
Oct. 27	at Valdosta State	11th	24-27	L
Nov. 24	Delta State	9th	20-17	W
Dec. 1	at Valdosta State	8th	23-37	L
<b>2008</b>				
Sept. 4	at Carson-Newman	4th	20-13	W
Oct. 18	at Delta State	7th	28-34	L
Oct. 25	Valdosta State	9th	41-23	W
Nov. 1	Arkansas-Monticello	23rd	45-14	W
Nov. 22	Valdosta State	13th	37-10	W
Nov. 29	at Delta State	4th	55-34	W
Dec. 6	at NW Missouri State	3rd	7-41	L
<b>2009</b>				
Sept. 5	Carson-Newman	22nd	31-14	W
Nov. 21	Arkansas Tech	21st	41-28	W
Nov. 28	Carson-Newman	10th	21-24	L
<b>2010</b>				
Oct. 14	Valdosta State	19th	0-5	L
Oct. 28	at Delta State	19th	31-7	W
Nov. 20	at Valdosta State	17th	43-20	W
<b>2011</b>				
Sept. 17	vs. Abilene Christian	3rd	23-17	W
Oct. 13	Delta State (OT)	2nd	24-30	L
Oct. 27	at West Alabama	23rd	26-31	L
Nov. 19	at West Alabama	22nd	43-27	W
Nov. 26	at Delta State	8th	14-42	L

# UNA VS. NATIONALLY RANKED TEAMS

<b>2013</b>					
Oct. 26	at Valdosta State	11th	57-7	W	
Nov. 2	West Alabama	(OT) 20th	30-27	W	
Nov. 30	at UNC Pembroke	8th	37-13	W	
Dec. 7	at Lenoir-Rhyne	13th	39-42	L	
<b>2014</b>					
Sept. 22	Valdosta State	21st	31-29	W	
Nov. 1	at Delta State	19th	28-33	L	
Nov. 22	Valdosta State	21st	31-33	L	
<b>2015</b>					
Oct. 3	Valdosta State	9th	34-12	W	
Oct. 24	at West Georgia	2nd	10-31	L	
Nov. 28	Tuskegee	23rd	31-35	L	
<b>2016</b>					
Sept. 1	at Jacksonville State (FCS)	3rd	12-31	L	
Sept. 17	Valdosta State	22nd	44-19	W	
Oct. 1	West Georgia	3rd	24-23	W	
Nov. 26	UNC Pembroke	12th	41-17	W	
Dec. 10	at Shepherd	3rd	23-13	W	
Dec. 17	Northwest Missouri State	1st	3-29	L	
<b>2017</b>					
Aug. 31	Texas A&M-Commerce	5th	7-8	L	
Oct. 21	at Central Washington	9th	10-17	L	
<b>2018</b>					
Sept. 15	at North Dakota State (FCS)	1st	7-38	L	
Sept. 22	Azusa Pacific	24th	37-35	W	
Oct. 6	West Florida	11th	19-24	L	
<b>2019</b>					
Sept. 7	at Montana	23rd	17-61	L	
Sept. 21	at Jacksonville State	14th	12-30	L	
Oct. 26	at Kennesaw State	4th	17-41	L	
Nov. 9	at Monmouth	20th	38-49	L	
<b>2020</b>					
Nov. 21	at BYU (FBS)	8th	14-66	L	
<b>2021</b>					
Sept. 4	Southeastern Louisiana	17th	28-49	L	
Sept. 11	Chattanooga	24th	0-20	L	
Sept. 18	at Jacksonville State	11th	24-27	L	
Nov. 13	Kennesaw State	5th	24-28	L	
<b>2022</b>					
Sept. 17	Chattanooga	10th	14-41	L	

\* In 1994, Youngstown State was the defending FCS National Champion and went on to win another championship that season.

\* In 2016, Jacksonville State won the Ohio Valley Conference Championship and advanced to the FCS Playoffs.

\* underlined games are playoff contests

## UNA VS. RANKED FCS OPPONENTS

Date	Opponent	Rank	Score	
<b>1994</b>				
Oct. 8	at Youngstown State	3rd	14-17	L
<b>2016</b>				
Sept. 1	at Jacksonville State	3rd	12-31	L
<b>2018</b>				
Sept. 15	at North Dakota State	1st	7-38	L
<b>2019</b>				
Sept. 7	at Montana	23rd	17-61	L

Sept. 21	at Jacksonville State	14th	12-30	L
Oct. 26	at Kennesaw State	4th	17-41	L
Nov. 9	at Monmouth	20th	38-49	L

<b>2021</b>				
Sept. 4	Southeastern Louisiana	17th	28-49	L
Sept. 11	Chattanooga	24th	0-20	L
Sept. 18	at Jacksonville State	11th	24-27	L
Nov. 13	Kennesaw State	5th	24-28	L

<b>2022</b>				
Sept. 17	Chattanooga	10th	14-41	L

## UNA VS. RANKED FBS OPPONENTS

Date	Opponent	Rank	Score	
<b>2020</b>				
Nov. 21	at BYU	8th	14-66	L



The Lions faced their first nationally ranked FBS program in 2020 when they traveled to Provo, Utah to meet eighth ranked BYU, quarterbacked by Heisman Trophy candidate Zach Wilson.

# UNA VS. RANKED TEAMS, REMATCHES, GSC

Below are other games that the Lions played against nationally ranked teams prior to 1992 but the records are incomplete.

Date	Opponent	Rank	Score	
<b>1972</b>				
Sept. 30	West Alabama	1st	6-17	L
<b>1979</b>				
Nov. 10	Mississippi College	7th	10-17	L
<b>1980</b>				
Oct. 26	Troy State	3rd	31-22	W
Nov. 29	Virginia Union	5th	17-8	W
Dec. 6	Eastern Illinois	1st	31-56	L
<b>1981</b>				
Nov. 21	Jacksonville State	5th	14-21	L
<b>1983</b>				
Oct. 3	Central State of Ohio	7th	24-27	L
Nov. 5	Mississippi College	7th	28-0	W
Nov. 26	Virginia Union	6th	16-14	W
<b>1984</b>				
Oct. 26	Troy State	2nd	13-10	W
<b>1985</b>				
Nov. 30	Fort Valley State	6th	14-7	W
Dec. 7	Bloomsburg	3rd	34-0	W
Dec. 14	North Dakota State	7th	7-35	L
<b>1987</b>				
Oct. 31	Troy State	6th	3-38	L
<b>1988</b>				
Oct. 1	Central Florida	2nd	33-35	L
Oct. 15	Jacksonville State	3rd	3-38	L
<b>1989</b>				
Sept. 9	Mississippi College	7th	0-34	L
Sept. 16	Albany State	14th	17-3	W
Oct. 14	Jacksonville State	3rd	3-12	L
<b>1990</b>				
Sept. 8	Mississippi College	1st	10-21	L
Nov. 17	Jacksonville State	10th	14-38	L
<b>1991</b>				
Sept. 14	Mississippi College	4th	3-31	L
Oct. 19	Jacksonville State	2nd	13-48	L

## UNA IN REMATCH GAMES:

UNA has an all-time 12-8 record in rematch games where it has faced the same team twice in a season. UNA is 11-8 in playoff games that were rematches. In 11 of the 20 previous pairings, the team that won the first meeting also won the second. All but two of UNA's all-time rematches have been against GSC schools. The exceptions were when the Lions played Albany State twice in 1995 and Carson-Newman twice in 2009.

1986	UNA 14, West Alabama 3	Regular Season	N
	UNA 21, West Alabama 17	Regular Season	A
1990	Jacksonville State 41, UNA 25	Regular Season	A
	Jacksonville State 38, UNA 14	Playoffs-Round of 16	A
1992	Jacksonville State 10, UNA 6	Regular Season	H
	Jacksonville State 14, UNA 12	Playoffs-Quarterfinal	H
1994	UNA 38, Valdosta State 21	Regular Season	H
	UNA 27, Valdosta State 24 (OT)	Playoffs-Quarterfinal	H
1995	UNA 41, Albany State 13	Regular Season	H
	UNA 38, Albany State 28	Playoffs-Round of 16	H
2003	UNA 21, Southern Arkansas 14	Regular Season	A
	UNA 48, Southern Arkansas 24	Playoffs-Round of 16	H
2005	Valdosta State 26, UNA 23	Regular Season	A
	UNA 40, Valdosta State 13	Playoffs-Round of 24	A

2005	Central Arkansas 29, UNA 26 (2OT)	Regular Season	A
	UNA 41, Central Arkansas 38 (OT)	Playoffs-Quarterfinal	A
2006	UNA 17, Delta State 10	Regular Season	A
	Delta State 27, UNA 10	Playoffs-Quarterfinal	H
2007	UNA 28, Delta State 17	Regular Season	H
	UNA 20, Delta State 17	Playoffs-Round of 16	H
2007	Valdosta State 27, UNA 24	Regular Season	A
	Valdosta State 37, UNA 23	Playoffs-Quarterfinal	A
2008	UNA 41, Valdosta State 23	Regular Season	H
	UNA 37, Valdosta State 10	Playoff-Round of 16	H
2008	Delta State 34, UNA 28	Regular Season	A
	UNA 55, Delta State 34	Playoffs-Quarterfinal	A
2009	UNA 42, Arkansas Tech 17	Regular Season	H
	UNA 41, Arkansas Tech 28	Playoffs-Round of 16	H
2009	UNA 31, Carson-Newman 14	Regular Season	H
	Carson-Newman 24, UNA 21	Playoffs-Quarterfinal	H
2010	Valdosta State 5, UNA 0	Regular Season	H
	UNA 43, Valdosta State 20	Playoffs-Round of 24	A
2010	UNA 31, Delta State 7	Regular Season	A
	Delta State 47, UNA 24	Playoffs-Round of 16	A
2011	West Alabama 31, UNA 26	Regular Season	A
	UNA 43, West Alabama 27	Playoffs-Round of 24	A
2011	Delta State 30, UNA 24 (OT)	Regular Season	H
	Delta State 42, UNA 14	Playoffs-Round of 16	A
2014	UNA 31, Valdosta State 29	Regular Season	H
	Valdosta State 33, UNA 31	Playoffs-Round of 24	H

## UNA VS. GSC IN PLAYOFFS:

UNA aced another GSC team in the post-season 17 times and the Lions are 10-7 record in NCAA playoff games against other Gulf South Conference schools. (5-3 at home, 5-4 on road)

1990	Jacksonville State 38, UNA 14	Playoffs-Round of 16	A
1992	Jacksonville State 14, UNA 12	Playoffs-Quarterfinal	H
1994	UNA 27, Valdosta State 24 (OT)	Playoffs-Quarterfinal	H
2003	UNA 48, Southern Arkansas 24	Playoffs-Round of 16	H
2005	UNA 41, Valdosta State 13	Playoffs-Round of 24	A
2005	UNA 41, Central Arkansas 38 (OT)	Playoffs-Quarterfinal	A
2006	Delta State 27, UNA 10	Playoffs-Quarterfinal	H
2007	UNA 20, Delta State 17	Playoffs-Round of 16	H
2007	Valdosta State 37, UNA 23	Playoffs-Quarterfinal	A
2008	UNA 37, Valdosta State 10	Playoffs-Round of 16	H
2008	UNA 55, Delta State 34	Playoffs-Quarterfinal	A
2009	UNA 41, Arkansas Tech 28	Playoffs-Round of 16	H
2010	UNA 43, Valdosta State 20	Playoffs-Rounds of 24	A
2010	Delta State 47, UNA 24	Playoffs-Round of 16	A
2011	UNA 43, West Alabama 27	Playoffs-Round of 24	A
2011	Delta State 42, UNA 14	Playoffs-Round of 16	A
2014	Valdosta State 33, UNA 31	Playoffs-Round of 24	H



# UNA AS NO. 1 RANKED TEAM

## UNA IS 41-4 AS NO. 1 RANKED TEAM

### 1993 - Ranked No. 1 on October 4, 1993

10-9	@ Mississippi College	W	38-28
10-16	HENDERSON STATE	W	17-0
10-23	Central Arkansas	W	27-10
10-30	WEST ALABAMA	W	65-15
11-6	@ Valdosta State	W	31-21
11-13	WEST GEORGIA	W	41-14

### NCAA Playoffs

11-20	CARSON-NEWMAN	W	38-28
11-27	HAMPTON	W	45-20
12-4	TEXAS A&M-KINGSVILLE	W	27-25
12-11	INDIANA, Pa.	W	41-34

### 1994

9-3	@ Fort Valley State	W	35-0
9-10	ALABAMA A&M	W	58-13
9-17	MISSISSIPPI COLLEGE	W	24-0
9-24	@ Delta State	W	38-0
10-8	@ Youngstown State	L	14-17
10-15	@ Henderson State	W	41-7
10-22	CENTRAL ARKANSAS	W	28-21
10-29	@ West Alabama	W	50-7
11-5	VALDOSTA STATE	W	38-21
11-12	@ West Georgia	W	37-25

### NCAA Playoffs

11-19	CARSON-NEWMAN	W	17-13
11-26	VALDOSTA STATE (2 OT)	W	27-24
12-3	NORTH DAKOTA	W	35-7
12-10	TEXAS A&M-KINGSVILLE	W	16-10

### 1995

9-2	ALBANY STATE	W	41-13
9-9	@ Alabama A&M	W	49-0
9-23	@ Delta State	W	30-0
9-30	@ Mississippi College	W	41-3
10-7	WEST GEORGIA	W	34-19
10-14	@ Central Arkansas	W	26-7
10-21	HENDERSON STATE	W	33-28
10-28	VALDOSTA STATE	W	26-9
11-4	@ Arkansas Tech	W	52-17
11-11	WEST ALABAMA	W	42-10

### NCAA Playoffs

11-18	ALBANY STATE	W	38-28
11-25	CARSON-NEWMAN	W	28-7
12-2	FERRIS STATE	W	45-7
12-9	PITTSBURG STATE	W	27-7

### 1996

8-31	@ Albany State	L	10-17
9-7	ALABAMA A&M	W	47-0

### Ranked No. 9 on September 9, 1996

### Ranked No. 1 on October 19, 2009

#### 2009

10-22	@ Valdosta State	W	62-27
10-31	@ Arkansas-Monticello	W	27-13
11-7	WEST ALABAMA	L	28-31 (4 OT)

### Ranked No. 1 on October 3, 2011

#### 2011

10-8	@ Arkansas Tech	W	44-10
10-13	Delta State	L	24-30 (OT)

## UNA'S NUMBER ONE RANKINGS IN DIVISION II FOOTBALL

### 1993

Sept. 27 North Dakota State

\* UNA's First-Ever No. 1 Ranking came on Oct. 4, 1993 after a loss by top-ranked North Dakota State

Oct. 4 North Alabama  
 Oct. 11 North Alabama  
 Oct. 18 North Alabama  
 Oct. 25 North Alabama  
 Nov. 1 North Alabama  
 Nov. 8 North Alabama

### 1994

Preseason North Alabama  
 Sept. 12 North Alabama  
 Sept. 19 North Alabama  
 Sept. 26 North Alabama  
 Oct. 3 North Alabama  
 Oct. 10 North Alabama  
 Oct. 17 North Alabama  
 Oct. 24 North Alabama  
 Oct. 31 North Alabama  
 Nov. 7 North Alabama

### 1995

Preseason North Alabama  
 Sept. 11 North Alabama  
 Sept. 18 North Alabama  
 Sept. 25 North Alabama  
 Oct. 2 North Alabama  
 Oct. 9 North Alabama  
 Oct. 16 North Alabama  
 Oct. 23 North Alabama  
 Oct. 30 North Alabama  
 Nov. 6 North Alabama

### 1996

Preseason North Alabama

\* UNA fell from No. 1 after a 17-10 loss at Albany State in 1996 opener. Ferris State moved up to No. 1 on Sept. 9.

### 2009

Oct. 19 North Alabama  
 Oct. 26 North Alabama  
 Nov. 2 North Alabama

### 2011

Oct. 3 North Alabama  
 Oct. 10 North Alabama

# BIG WINS AND MILESTONES

## UNA'S BIGGEST WINS

76-14	62	West Alabama	2005	Home
68-7	61	Stillman	2003	Home
58-0	58	Mississippi College	2014	Away
53-0	53	West Georgia	2008	Away
53-0	53	Tennessee-Martin	1949	Home
52-0	52	Harding	2008	Home
52-0	52	West Alabama	1955	Home
57-7	50	Valdosta State	2013	Away
65-15	50	West Alabama	1993	Home
63-13	50	Southeast Missouri	1956	Home
56-7	49	Langston	2014	Home
49-0	49	West Alabama	1961	Home
49-0	49	Tennessee-Martin	1990	Home
49-0	49	Alabama A&M	1995	Away
<b>51-3</b>	<b>48</b>	<b>West Florida</b>	<b>2016</b>	<b>Home</b>
55-7	48	West Georgia	2009	Home
48-0	48	St. Bernard	1950	Home
65-17	48	West Georgia	2007	Home
50-3	47	North Greenville	2009	Home
47-0	47	Alabama A&M	1996	Home
53-7	46	Valdosta State	1982	Away
55-9	46	Arkansas Tech	2003	Away
45-0	45	Valdosta State	1985	Home
58-13	45	Alabama A&M	1994	Home
52-7	45	North Greenville	2008	Away
54-10	44	Glennville State	2010	Away
54-10	44	West Alabama	1990	Away
51-7	44	Union University	1952	Away
51-7	44	Tennessee-Martin	1969	Away
44-0	44	Union University	1951	Home
50-7	43	West Alabama	1994	Away
57-14	43	Southern Arkansas	2008	Home
50-7	43	Newberry	2015	Home
49-7	42	Alabama A&M	1993	Away
49-7	42	West Georgia	1983	Away
56-14	42	West Alabama	1997	Home
42-0	42	Arkansas-Monticello	2005	Away
45-3	42	West Alabama	2006	Away
48-6	42	Southern Arkansas	2010	Home
41-0	41	Lane College	1981	Home
58-17	41	Delta State	1993	Home
58-17	41	Harding	2007	Away
41-0	41	Shorter	2012	Home
41-0	41	Shorter	2013	Away
40-0	40	Morningside	1957	Home
40-0	40	Miles College	1985	Home
47-7	40	West Alabama	1957	Home
47-7	40	Arkansas-Monticello	2006	Home

## UNA'S WORST DEFEATS

59-0	59	Memphis	2022	Memphis
60-7	53	Jacksonville State	1971	Birmingham
59-6	53	Appalachian State	1971	Away
66-14	52	at BYU	2020	Away
49-0	49	West Georgia	2001	Away
54-7	47	Valdosta State	2001	Away
61-17	44	Montana	2018	Away
41-0	41	Troy State	1968	Home
54-16	38	Middle Tenn. State	1949	Home
64-29	35	Central Arkansas	2022	Home

48-13	35	Jacksonville State	1991	Away
42-7	35	Vanderbilt	1959	Away
38-3	35	Troy State	1987	Away
38-3	35	Jacksonville State	1988	Away
34-0	34	Mississippi College	1989	Away
40-7	33	Southeast Louisiana	1958	Away
33-0	33	Troy State	1972	Home
33-2	31	Middle Tenn. State	1962	Away
31-0	31	West Alabama	1971	Home
38-7	31	North Dakota State	2018	Away

## UNA'S MILESTONE VICTORIES

Win	Opponent	Score	Year	Site
1	Samford	28-7	1949	Home
50	Southeast Missouri State	63-13	1956	Home
100	Mississippi College	35-14	1968	Away
150	West Alabama	6-0	1979	Home
200	Alabama A&M	6-3	1985	Away
250	Mississippi College	38-28	1993	Away
300	West Georgia	21-18	1997	Home
350	West Georgia	20-19	2005	Away
400	Glennville State	54-10	2010	Away
450	Valdosta State	44-19	2016	Home



Vinnie Saylor threw four touchdown passes in UNA's record-setting 76-14 win over West Alabama in 2005. The Lions gained 654 total yards and threw seven TD passes in the game, with A.J. Milwee adding three.

# UNA'S WINNINGEST SENIOR CLASSES

## UNA's Senior Superlatives

### Best four-year records in school history

Record	Years					Head Coach	Playoff Appearances
48-5-1	1992-95	7-4-1	14-0	13-1	14-0	Wallace	4
47-6	1993-96	14-0	13-1	14-0	6-5	Wallace	3
44-8	2005-08	11-3	11-1	10-2	12-2	Hudspeth	4
44-7	2006-09	11-1	10-2	12-2	11-2	Hudspeth/Bowden	4
42-9	1994-97	13-1	14-0	6-5	9-3	Wallace	3
42-10	2007-10	10-2	12-2	11-2	9-4	Hudspeth/Bowden	4
41-11	2008-11	12-2	11-2	9-4	9-3	Hudspeth/Bowden	4
40-10	2003-06	13-1	5-5	11-3	11-1	Hudspeth	3

### UNA Senior Classes that reached the playoffs in four straight seasons

Years	Record		Head Coach	Playoff Results	
1992-95	48-5-1	7-4-1	Wallace	1992	Quarterfinals
		14-0	Wallace	1993	Champions
		13-1	Wallace	1994	Champions
		14-0	Wallace	1995	Champions
2005-08	44-8	11-3	Hudspeth	2005	Semifinals
		11-1	Hudspeth	2006	Quarterfinals
		10-2	Hudspeth	2007	Quarterfinals
		12-2	Hudspeth	2008	Semifinals
2006-09	44-7	11-1	Hudspeth	2006	Quarterfinals
		10-2	Hudspeth	2007	Quarterfinals
		12-2	Hudspeth	2008	Semifinals
		11-2	Bowden	2009	Quarterfinals
2007-10	42-10	10-2	Hudspeth	2007	Quarterfinals
		12-2	Hudspeth	2008	Semifinals
		11-2	Bowden	2009	Quarterfinals
		9-4	Bowden	2010	Second Round
2008-11	41-11	12-2	Hudspeth	2008	Semifinals
		11-2	Bowden	2009	Quarterfinals
		9-4	Bowden	2010	Second Round
		9-3	Bowden	2011	Second Round
2013-16	39-10	10-3	Wallace	2013	Quarterfinals
		9-2	Wallace	2014	First Round
		9-3	Wallace	2015	Second Round
		11-2	Wallace	2016	Championship Game

### Senior Classes with the most consecutive national rankings

Years	Rankings
2006-09	54 straight weeks ranked 11th or higher - 53 weeks in the Top 10 • Only senior class nationally ranked every week for four years
2007-10	52 straight weeks ranked 21st or higher - 45 weeks in the Top 10
2005-08	50 straight weeks ranked 22nd or higher - 39 weeks in Top 10
2013-16	43 straight weeks ranked 21st or higher - 21 weeks in Top 10

\* UNA was nationally ranked in 75 consecutive NCAA polls from 2005-10. Began with a No. 18 ranking on Sept. 20, 2005. Ended on Nov. 15, 2010. The Lions were ranked in the Top 6 in 65 of those 75 polls.

# LIONS TV GAMES

## 1980 • ABC

Eastern Illinois 56, UNA 31  
NCAA Division II Semifinals at Florence, Ala.

## 1981 • ABC

UNA 24, Troy State 13  
Regular season game at Troy, Ala.

## 1983 • CBS

UNA 42, Troy State 21  
Regular season game at Troy, Ala.

## 1983 • ABC

Central State-Ohio 27, UNA 24  
NCAA Division II Semifinals at Florence, Ala.

## 1985 • ESPN

North Dakota State 35, UNA 7  
NCAA Division II Championship Game  
Palm Bowl at McAllen, Texas

## 1993 • WAAY-TV/ABC

UNA 45, Hampton 20  
NCAA Division II Quarterfinal Playoff Game  
at Florence, Ala.

## 1993 • ESPN

UNA 41, Indiana, Pa. 34  
NCAA Division II Championship Game  
at Florence, Ala.

## 1994 • WAAY-TV/ABC

UNA 58, Alabama A&M 13  
Regular season game at Florence, Ala.

## 1994 • WAAY-TV/ABC

UNA 28, vs. Central Arkansas 21  
Regular season game at Florence, Ala.

## 1994 • SPORTSOUTH

UNA 38, Valdosta State 21  
Regular season game at Florence, Ala.

## 1994 • MIDWEST

**SPORTSCHANNEL, WAAY-TV/ABC**  
UNA 35, North Dakota 7  
NCAA Division II Semifinals at Florence, Ala.

## 1994 • ESPN2, WAAY-TV/ABC

UNA 16, vs. Texas A&M-Kingsville 10  
NCAA Division II Championship Game  
at Florence, Ala.

## 1995 • WAAY-TV/ABC

UNA 49, Alabama A&M 10  
Regular season game at Huntsville, Ala.

## 1995 • WAAY-TV/ABC

UNA 30, Delta State 0  
Regular season game at Cleveland, Miss.

## 1995 • WAAY-TV/ABC

UNA 42, West Alabama 10  
Regular season game at Florence, Ala.

## 1995 • WAAY-TV/ABC

UNA 45, Ferris State 7  
NCAA Division II Semifinals at Florence, Ala.

## 1995 • ESPN

UNA 27, Pittsburg State 7  
NCAA Division II Championship Game  
at Florence, Ala.

## 1996 • WAAY-TV/ABC

UNA 47, Alabama A&M 0  
Regular season game at Florence, Ala.

## 1997 • WAAY-TV/ABC

UNA 49, Alabama A&M 20  
Regular season game at Huntsville, Ala.

## 2000 • CSS

Delta State 42, UNA 35  
Regular season game at Cleveland, Miss.

## 2000 • CSS

Valdosta State 45, UNA 21  
Regular season game at Florence, Ala.

## 2000 • CSS

UNA 49, Alabama A&M 20  
Regular season game at Huntsville, Ala.

## 2003 • WAFF/NBC

North Dakota 29, UNA 22  
NCAA Division II Semifinals at Grand Forks, N.D.

## 2004 • CSS

UNA 28, Tuusculum 7  
Regular season game at Greeneville, Tenn.

## 2005 • CSS

Central Arkansas 29, UNA 26  
Regular season game at Conway, Ark.

## 2005 • CSS

Valdosta State 26, UNA 23  
Regular season game at Valdosta, Ga.

## 2005 • CSS/ESPNU

NW Missouri State 25, UNA 24  
NCAA Division II Semifinals at Florence, Ala.

## 2006 • CSS

UNA 41, Harding 14  
Regular season game at Florence, Ala.

## 2006 • CSS

Delta State, 27. UNA 10  
NCAA Division II Quarterfinal at Florence, Ala.

## 2007 • CSS

UNA 58, Harding 17  
Regular season game at Searcy, Ark.

## 2007 • CSS

UNA 28, Delta State 17  
Regular season game at Florence, Ala.

## 2008 • CBS COLLEGE SPORTS

UNA 20, Carson-Newman 13  
Regular season game at Jefferson City, Tenn.

## 2008 • CSS

UNA 52, Harding 0  
Regular season game at Florence, Ala.

## 2008 • CSS

Delta State 34, UNA 28  
Regular season game at Cleveland, Miss.

## 2008 • CSS

UNA 55, Delta State 34  
NCAA Division II Quarterfinal at Cleveland, Miss.

## 2008 • ESPN2

NW Missouri State 41, UNA 7  
NCAA Division II Semifinal at Maryville, Mo.

## 2009 • CSS

UNA 34, Delta State 24  
Regular season game at Florence, Ala.

## 2009 • CBS COLLEGE SPORTS

UNA 62, Valdosta State 27  
Regular season game at Valdosta, Ga.

## 2010 • CSS

Valdosta State 5, UNA 0  
Regular season game at Florence, Ala.

## 2010 • CSS

UNA 31, Delta State 7  
Regular season game at Cleveland, Miss.

## 2011 • CSS

UNA 31, Central Oklahoma 10  
Regular season game at Florence, Ala.

## 2011 • WHDF

UNA 23, Abilene Christian 17  
Regular season game at Dallas, Texas

## 2011 • CSS

Delta State 30, UNA 24 (OT)  
Regular season game at Florence, Ala.

## 2011 • CSS

West Alabama 31, UNA 26  
Regular season game at Livingston, Ala.

## 2012 • CSS

West Georgia 38, UNA 23  
Regular season game at Carrollton, Ga.

## 2012 • CSS

Tarleton State 38, UNA 28  
Regular season game at Florence, Ala.

## 2012 • CSS

West Alabama 42, UNA 27  
Regular season game at Livingston, Ala.

## 2013 • CSS/ESPNU

UNA 42, Miles 7  
Regular season game at Florence, Ala.

## 2013 • CSS/ESPNU

UNA 49, Texas A&M-Kingsville 17  
Regular season game at Florence, Ala.

## 2016 • ASN

UNA 44, Valdosta State 19  
Regular season game at Florence, Ala.

## 2016 • ESPN2

NW Missouri State 29, UNA 3  
NCAA Division II Championship Game  
Kansas City, Kansas

THE UNA LIONS  
ON TELEVISION: 32-19

ON ABC: 1-2

ON ASN: 1-0

ON CBS: 1-0

ON ESPN: 2-1

ON ESPN 2: 1-2

ESPNU: 0-1

ON CSS: 12-13

(Comcast/Charter Sports Southeast)

ON CBS COLLEGE SPORTS: 2-0

ON SPORTSCHANNEL: 1-0

ON WAAY: 11-0

ON WAFF: 0-1

ON WHDF: 1-0

\* Numerous other UNA games have been  
broadcast over ESPN3

# BRALY MUNICIPAL STADIUM



## BRALY MUNICIPAL STADIUM

Built: 1940s  
Capacity: 14,215  
Surface: ProGrass

Host site of  
28 NCAA Division  
II Football National  
Championship  
Games  
(1986-2013)

Braly Municipal Stadium is the home football facility of the University of North Alabama has been since the rebirth of the Lions' football program in 1949.

Originally known as Coffee Stadium, adjacent to the former Coffee High School, the facility was renamed Tom Braly, Jr. Stadium in 1964. Braly was a football coach at Coffee High School in the 1940's and 50's and became the school's principal in the early 1950's. Following his death from a heart attack, the stadium was renamed in his honor prior to the start of the 1964 season.

With a major renovation to the facility in 1980, the stadium was renamed Braly Municipal Stadium, signifying the partnership between the University of North Alabama, the Florence School Board and the Florence Parks and Recreation Department.

Renovated again in 1998, the stadium now seats 14,215 and has an artificial ProGrass playing surface.

Braly Stadium has been the site of numerous University of North Alabama football victories and served as host for 34 of UNA's 53 all-time NCAA playoff games.

Additionally, from 1986 to 2013 Braly Municipal Stadium hosted the NCAA Division II Football Championship Game as well. Since the Division II title game was created in 1972, no city had served as the host for more than five years until the Shoals area and Braly Stadium did it for 28 straight years. It is the second longest continuous period that any site had hosted any NCAA championship in any sport on any level.

In 1996, the Lions tied an NCAA Division II record when UNA's home winning streak reached 28 games.

The Lions all-time record at Braly is now 275-126-8 over the last 73 seasons.

**All-time Record at Braly Stadium:**  
275-126-8

**Division I Record at Braly Stadium (2018-):**  
10-11

**All-time NCAA Playoff Record at Braly Stadium:**  
26-8

**All-time Record vs. Nationally Ranked Teams at Braly Stadium (since 1992):**  
40-22

**Longest Consecutive Home Winning Streak at Braly:**  
28 games from September 4, 1993 through September 14, 1996.



*Overflow crowds attended the 1993, 1994 and 1995 NCAA Division II National Championship games held in Braly Stadium and watched the Lions win three consecutive championships on their home field*

# BRALY MUNICIPAL STADIUM

## All-Time Results Home vs. Road

Year	Overall	Home	Away
1949	4-5-0	3-3-0	1-2-0
1950	5-4-0	4-1-0	1-3-0
1951	6-3-0	4-1-0	2-2-0
1952	8-1-0	3-1-0	5-0-0
1953	6-1-1	4-0-0	2-1-1
1954	8-2-0	5-0-0	3-2-0
1955	7-3-0	4-0-0	3-3-0
1956	6-3-0	4-2-0	2-1-0
1957	6-4-0	4-2-0	2-2-0
1958	4-5-0	3-3-0	1-2-0
1959	5-4-1	2-2-0	3-2-1
1960	7-3-0	4-1-0	3-2-0
1961	7-3-0	4-2-0	3-1-0
1962	5-4-1	3-1-0	2-3-1
1963	3-5-2	2-1-2	1-4-0
1964	2-6-1	2-2-0	0-4-1
1965	4-6-0	1-4-0	3-2-0
1966	4-4-1	2-2-1	2-2-0
1967	2-6-1	2-3-0	0-3-1
1968	5-5-0	3-3-0	2-2-0
1969	5-4-0	3-1-0	2-3-0
1970	5-5-0	3-2-0	2-3-0
1971	1-10-0	1-3-0	0-7-0
1972	2-9-0	1-4-0	1-5-0
1973	4-6-0	3-2-0	1-4-0
1974	4-6-0	2-2-0	2-4-0
1975	6-4-0	3-2-0	3-2-0
1976	4-5-1	2-2-1	2-3-0
1977	5-5-0	2-3-0	3-2-0
1978	7-2-1	2-1-1	5-1-0
1979	6-5-0	4-2-0	2-3-0
1980	10-2-0	6-2-0	4-0-0
1981	8-2-0	4-2-0	4-0-0
1982	7-3-0	5-0-0	2-3-0
1983	11-1-1	7-1-0	4-0-1
1984	7-1-3	4-0-2	3-1-1
1985	12-2-0	8-0-0	4-2-0
1986	4-7-0	2-4-0	2-3-0
1987	*7-3-1	4-1-1	3-2-0
1988	2-8-0	0-5-0	2-3-0
1989	6-5-0	3-3-0	3-2-0
1990	8-3-0	4-1-0	4-2-0
1991	3-7-0	2-3-0	1-4-0
1992	7-4-1	4-3-0	3-1-1
1993	14-0-0	9-0-0	5-0-0
1994	13-1-0	8-0-0	5-1-0
1995	14-0-0	9-0-0	5-0-0
1996	6-5-0	3-2-0	3-3-0
1997	9-3-0	4-1-0	5-2-0
1998	8-2-0	4-0-0	4-2-0
1999	5-6-0	3-3-0	2-3-0
2000	3-7-0	1-4-0	2-3-0

2001	4-6-0	2-3-0	2-3-0
2002	4-7-0	2-3-0	2-4-0
2003	13-1-0	7-0-0	6-1-0
2004	5-5-0	3-2-0	2-3-0
2005	11-3-0	5-1-0	6-2-0
2006	11-1-0	5-1-0	6-0-0
2007	10-2-0	7-0-0	3-2-0
2008	12-2-0	6-0-0	6-2-0
2009	11-2-0	6-2-0	5-0-0
2010	9-4-0	4-1-0	5-3-0
2011	9-3-0	4-1-0	5-2-0
2012	5-5-0	2-3-0	3-2-0
2013	10-3-0	5-1-0	5-2-0
2014	9-2-0	5-1-0	4-1-0

2015	9-3-0	6-1-0	3-2-0
2016	11-2-0	7-0-0	4-2-0
2017	5-5-0	3-2-0	2-3-0
2018	7-3-0	4-1-0	3-2-0
2019	4-7-0	3-2-0	1-5-0
2020	0-4-0	0-1-0	0-3-0
2021	3-8-0	2-4-0	1-4-0
2022	1-10-0	1-3-0	0-6-0
Totals	483-298-16	275-126-8	208-171-8

\* 2 wins in 1987 later forfeited



## Braly Municipal Stadium Records

**WIDEST MARGIN OF VICTORY:** 62 - UNA 76, West Alabama 14, Nov. 6, 2005  
**WIDEST MARGIN OF DEFEAT:** 41, UNA 0, Troy State 41, 1968  
**MOST POINTS SCORED BY UNA:** 76 - UNA 76, West Alabama 14, Nov. 6, 2005  
**MOST POINTS SCORED BY OPPONENT:** 56 by Eastern Illinois (UNA 31), 1980 NCAA Division II playoff semifinal  
**MOST POINTS SCORED BY BOTH TEAMS:** 90 - UNA 76, West Alabama 14, Nov. 6, 2005  
**MOST INDIVIDUAL YARDS RUSHING, UNA:** 251 ShunDerrick Powell vs. Virginia-Wise, 2022  
**MOST INDIVIDUAL YARDS PASSING, UNA:** 511 by Luke Wingo vs. Valdosta State, 2014  
**LONGEST RUN FROM SCRIMMAGE, UNA:** 99, by Parker Driggers vs. Robert Morris, 2021

**LONGEST PASS PLAY, UNA:** 93 from Luke Wingo to Korey Jones vs. West Alabama, 2013  
**LONGEST FIELD GOAL, UNA:** 54 by Taylor Pontius vs. Valdosta State, 2014  
**MOST HOME WINS IN A SEASON:** 9, 1993 (9-0-0), 1995 (9-0-0)  
**LONGEST STADIUM WIN STREAK:** 28 games, 1993-Sept. 14, 1996. Snapped with 38-35 loss on Sept. 28 to Arkansas Tech (tied Division II National Record)  
**LONGEST REGULAR SEASON STADIUM UNBEATEN STREAK:** 24 games, 1982-86  
**LAST TIME UNA LOST AT HOME:** Nov. 12, 2022 to Tennessee Tech, 27-35.  
**LAST TIME UNA WAS SHUTOUT AT HOME:** Sept. 11, 2021, 20-0 by Chattanooga. Snapped a 54 game scoring streak at home. UNA has only been shutout at home twice in its last 129 games since 2010.

# ALL-TIME LION ATTENDANCE

## All-Time 10,000-Plus Crowds at Braly Stadium

1980.....	10,000 - Middle Tennessee State
1980.....	12,000 - Alabama A&M
1980.....	11,000 - Tennessee-Martin
1981.....	12,000 - Jacksonville State
1982.....	10,000 - Alabama A&M
1990.....	14,683 - Alabama A&M
1992.....	12,898 - Alabama A&M
1993.....	15,631 - Indiana, Pa.
1994.....	14,217 - Alabama A&M
1994.....	10,614 - Central Arkansas
1994.....	13,526 - Texas A&M-Kingsville
1995.....	10,394 - Albany State
1995.....	10,014 - West Georgia
1995.....	15,341 - Pittsburg State
1996.....	13,697 - Alabama A&M
1997.....	10,061 - Texas A&M-Kingsville
1997.....	10,087 - West Georgia
2003.....	10,315 - West Alabama
2005.....	10,013 - West Alabama
2006.....	11,051 - Harding
2006.....	10,174 - Arkansas-Monticello
2006.....	12,347 - Valdosta State
2007.....	10,206 - West Alabama
2008.....	11,024 - Southern Arkansas
2008.....	11,102 - Valdosta State
2008.....	10,082 - Arkansas-Monticello
2009.....	11,543 - Carson-Newman
2009.....	12,054 - Arkansas Tech
2009.....	10,652 - West Alabama
2010.....	10,521 - Henderson State
2010.....	12,644 - Southern Arkansas
2011.....	11,072 - Central Oklahoma
2011.....	11,101 - Delta State
2012.....	10,872 - Harding
2012.....	10,913 - Kentucky Christian
2013.....	12,094 - Miles
2013.....	10,127 - Delta State
2013.....	10,421 - West Georgia
2013.....	12,526 - West Alabama
2014.....	11,103 - Langston
2014.....	10,482 - Valdosta State
2015.....	12,213 - Mississippi College
2015.....	10,023 - West Alabama
2016.....	10,489 - West Florida
2017.....	10,327 - West Alabama
2019.....	10,567 - Western Illinois
2019.....	12,767 - Alabama A&M
2021.....	10,281 - Chattanooga
2022.....	10,039 - Tarleton State

\* In 2013, for the first time in school history, UNA had home attendance of more than 10,000 at three consecutive home games.

## LARGEST FACILITIES THE LIONS HAVE PLAYED IN

80,000.....	Cowboys Stadium, Arlington, Texas (2011)
.....	defeated Abilene Christian 23-17
75,808.....	Legion Field, Birmingham, Ala. (1989)
.....	defeated Alabama A&M 19-7
71,594.....	Legion Field, Birmingham, Ala. (2012 & 2015)
.....	defeated Miles 31-30 (2012)
.....	defeated Miles 34-17 (2015)
68,821.....	Legion Field, Birmingham, Ala. (1971)
.....	lost to Jacksonville State 60-7
60,492.....	Memorial Stadium, Jackson, Miss. (2018)
.....	defeated Jackson State 24-7
63,470.....	LaVell Edwards Stadium, Provo, Utah (2020)
.....	lost to BYU 66-14
52,000.....	Citrus Bowl, Orlando, Fla. (1983)
.....	defeated Central Florida 47-20
52,000.....	Citrus Bowl, Orlando, Fla. (1988)

## UNA's All-Time High Attendance Games

24,837	vs. Abilene Christian	2011.....	Cowboys Stadium
24,154	at Memphis	2022	
24,033	at Montana	2019	
22,268	at Miles	2012.....	Legion Field
22,136	at Portland State	1993	
22,116	at Jacksonville State	2016	
21,976	at Jacksonville State	2019	
21,834	at Miles	2015.....	Legion Field
21,682	at Central Florida	1988.....	Citrus Bowl Stadium
20,992	at Jacksonville State	2021	
20,834	at Jacksonville State	2013	
19,750	at Jackson State	2018.....	Veteran's Stadium
19,497	at Alabama A&M	1997	
17,411	at Youngstown State	1994	
15,631	Indiana, Pa.	1993.....	NCAA Champ Game
15,341	Pittsburg State	1995.....	NCAA Champ Game
15,244	at Eastern Kentucky	2022	
14,683	Alabama A&M	1990	
14,217	Alabama A&M	1994	
14,000	at Texas A&M-Kingsville	1996	
14,000	at Jacksonville State	1988	
14,000	at Jacksonville State	1990	
13,697	Alabama A&M	1996	
13,683	at SW Louisiana	1997	
13,662	at Jacksonville State	2003	
13,526	Texas A&M-Kingsville	1994.....	NCAA Champ Game
13,300	at Jacksonville State	1980	
12,898	Alabama A&M	1992	
12,767	Alabama A&M	2019	
12,644	Southern Arkansas	2010	
12,526	West Alabama	2013	
12,500	Alabama A&M (B'ham)	1987	
12,347	Valdosta State	2006	
12,213	Mississippi College	2015	
12,094	Miles	2013	
12,054	Arkansas Tech	2009	

## ALL-TIME UNA HIGHEST ATTENDANCE GAMES - ON THE ROAD

24,837	vs. Abilene Christian	2011.....	Cowboys Stadium
24,154	at Memphis	2022	
24,033	at Montana	2019	
22,268	at Miles	2012.....	Legion Field
22,136	at Portland State	1993	
22,116	at Jacksonville State	2016	
21,976	at Jacksonville State	2019	
21,834	at Miles	2015.....	Legion Field
21,682	at Central Florida	1988.....	Citrus Bowl Stadium
20,992	at Jacksonville State	2021	
20,834	at Jacksonville State	2013	
19,750	at Jackson State	2018	
19,497	at Alabama A&M	1997	
18,557	at North Dakota State	2018	
17,411	at Youngstown State	1994	
15,244	at Eastern Kentucky	2022	

## ALL-TIME UNA HIGHEST ATTENDANCE GAMES - at Braly

1993.....	15,631 - Indiana, Pa.
1995.....	15,341 - Pittsburg State
1990.....	14,683 - Alabama A&M
1994.....	14,217 - Alabama A&M
1996.....	13,697 - Alabama A&M
1994.....	13,526 - Texas A&M-Kingsville
1992.....	12,898 - Alabama A&M
2019.....	12,767 - Alabama A&M
2010.....	12,644 - Southern Arkansas
2013.....	12,526 - West Alabama
2006.....	12,347 - Valdosta State
2015.....	12,213 - Mississippi College

# ALL-TIME UNA HOME ATTENDANCE

## UNA HOME ATTENDANCE AT BRALY STADIUM - 1979-2021

	TOTAL SEASON			REGULAR SEASON			POST SEASON		
	Games	Total	Average	Games	Total	Average	Games	Total	Average
2022	4	30,827	7,707	4	30,827	7,707			
2021	6	43,050	7,175	6	43,050	7,175			
2020*	1	4,632	4,632	1	4,632	4,632			
2019	5	47,738	9,548	5	47,738	9,548			
2018	5	33,774	6,755	5	33,774	6,755			
2017	5	37,489	7,498	5	37,489	7,498			
2016	7	53,693	7,670	5	44,322	8,864	2	9,371	4,685
2015	7	55,789	7,970	5	46,274	9,254	2	9,515	4,757
2014	6	54,389	9,065	5	49,175	9,835	1	5,214	5,214
2013	6	59,450	9,908	5	52,687	10,537	1	6,763	6,763
2012	5	48,991	9,798	5	48,991	9,798			
2011	5	49,169	9,834	5	49,169	9,834			
2010	5	50,664	10,133	5	50,664	10,133			
2009	8	75,115	9,389	6	60,472	10,079	2	14,643	7,321
2008	6	57,832	9,639	5	50,797	10,159	1	7,035	7,035
2007	7	56,811	8,116	6	51,236	8,539	1	5,575	5,575
2006	6	60,548	10,091	4	43,327	10,832	2	17,221	8,610
2005	6	48,399	8,066	5	39,978	7,996	1	8,421	8,421
2004	5	26,313	5,263	5	26,313	5,263			
2003	7	58,192	8,313	5	41,847	8,369	2	16,345	8,173
2002	5	21,376	4,275	5	21,376	4,275			
2001	5	17,880	3,576	5	17,880	3,576			
2000	5	19,618	3,923	5	19,618	3,923			
1999	6	26,074	4,345	6	26,074	4,345			
1998	4	20,919	5,229	4	20,919	5,229			
1997	5	41,420	8,284	5	41,420	8,284			
1996	5	45,654	9,131	5	45,654	9,131			
1995	9	71,108	7,900	5	37,935	7,587	4	33,173	8,293
1994	8	72,889	9,111	4	41,382	10,346	4	31,507	7,877
1993	9	65,604	7,289	5	34,884	6,977	4	30,720	7,680
1992	7	46,871	6,695	6	41,087	6,848	1	5,784	5,784
1991	5	18,150	3,630	5	18,150	3,630			
1990	5	37,378	7,476	5	37,378	7,476			
1989	6	35,640	5,940	6	35,640	5,940			
1988	5	22,250	4,450	5	22,250	4,450			
1987	6	25,750	4,292	6	25,750	4,292			
1986	6	32,500	5,417	6	32,500	5,417			
1985	8	49,100	6,138	6	42,620	7,103	2	6,480	3,240
1984	6	37,100	6,183	6	37,100	6,183			
1983	8	47,000	7,833	6	39,462	6,577	2	7,538	3,769
1982	5	37,000	7,400	5	37,000	7,400			
1981	6	50,000	8,333	6	50,000	8,333			
1980	8	66,000	8,250	5	48,000	9,600	2	18,000	9,000
1979	6	39,300	6,550	6	39,300	6,550			

\* Capacity was limited in 2020 due to the COVID-19 Pandemic.



# ALL-TIME UNA HOME ATTENDANCE

## ATTENDANCE AT UNA HOME PLAYOFF GAMES

Year	Opponent	Attendance
1980	Virginia Union	8,000
1980	Eastern Illinois	<b>10,000</b>
1983	Virginia Union	5,000
1983	Central State	2,538
1985	Fort Valley State	3,780
1985	Bloomsburg	2,700
1992	Jacksonville State	5,784
1993	Carson-Newman	4,748
1993	Hampton	5,349
1993	Texas A&M-Kingsville	4,992
1993	Indiana, Pa.	<b>15,631</b>
1994	Carson-Newman	5,248
1994	Valdosta State	7,039
1994	North Dakota	5,694
1994	Texas A&M-Kingsville	<b>13,526</b>
1995	Albany State	3,717
1995	Carson-Newman	6,349
1995	Ferris State	7,866
1995	Pittsburg State	<b>15,241</b>
2003	Southern Arkansas	7,132
2003	Carson-Newman	9,213
2005	Northwest Missouri State	8,421
2006	Newberry	9,142
2006	Delta State	8,079
2007	Delta State	5,575
2008	Valdosta State	7,035
2009	Arkansas Tech	6,432
2009	Carson-Newman	8,211
2013	Tuskegee	6,763
2014	Valdosta State	5,214
2015	Newberry	4,284
2015	Tuskegee	5,231
2016	UNC Pembroke	4,258
2016	North Greenville	5,113

## UNA NATIONAL RANKING IN NCAA DIVISION II ATTENDANCE

Year	Home Games/Total	Average	DII Rank
2017	5 / 37,489	7,498	10th
2016	7 / 53,693	7,670	12th
2015	7 / 55,789	7,970	5th
2014	6 / 54,389	9,065	4th
2013	6 / 59,450	9,908	4th
2012	5 / 48,991	9,798	7th
2011	5 / 49,169	9,834	5th
2010	5 / 50,664	10,133	5th
2009	8 / 75,115	9,389	5th
2008	6 / 57,832	9,639	5th
2007	7 / 56,811	8,115	10th
2006	6 / 60,548	10,091	4th
2005	6 / 48,399	8,066	9th
2004			
2003	7 / 58,192	8,313	9th

## UNA LED BIG SOUTH CONFERENCE IN ATTENDANCE IN 2019

School	Games	Average
North Alabama	5	9,548
Hampton	6	7,218
Kennesaw State	6	5,875
Campbell	6	5,400
Charleston Southern	5	3,552
Gardner-Webb	5	3,106
Monmouth	7	2,780
Presbyterian	7	1,687

## UNA RANKED SECOND IN ASUN CONFERENCE IN ATTENDANCE IN 2022

School	Average	Nat. Ranking
Jacksonville State	18,161	5
North Alabama	7,707	43
Central Arkansas	7,306	49
Austin Peay	6,569	59
Kennesaw State	5,626	68

\* UNA ranked 23rd in average FCS attendance in 2019.

\* UNA ranked 43rd of 130 FCS schools in average attendance in 2022.



# ANNUAL LION LEADERS

TOTAL OFFENSE				SCORING			KICKING				
Year	Player	Rush	Pass	Ttl	Year	Player	Points	Year	Player	PATs	FG
1969	Leonard Thomas	657	0	657	1969	David Hogan	56	1969	David Hogan	12-18	14-
1970	Randy Elmore	438	1318	1756	1970	Leonard Thomas	60	1970	William McCormack	29-31	2-5
1971	Randy Elmore	199	1527	1726	1971	William McCormick	39	1971	William McCormack	12-13	9-13
1972	Raymond Weaver	137	982	1119	1972	William McCormick	30	1972	William McCormack	12-13	6-15
1973	Roger Ferrell	59	951	1010	1973	Danny Kimble	30	1973	Jim Durden	15-16	2-5
1974	Steve Clark	182	986	1168	1974	Roger Ralph	46	1974	Creig Bell	19-22	5-7
1975	Steve Clark	20	881	901	1975	Marc Merritt	72	1975	David Adkins	22-28	2-5
1976	Garnet Ezell	243	497	740	1976	Creig Bell	38	1976	Creig Bell	20-21	6-9
1977	Curtis Sirmones	759	0	759	1977	Curtis Sirmones	60	1977	Guy Gox	20-25	2-3
1978	Johnny Grubb	263	407	670	1978	Nelson McMurrain	49	1978	Nelson McMurrain	22-24	9-14
1979	Lawson Fletcher	982	0	982	1979	Nelson McMurrain	41	1979	Nelson McMurrain	17-19	8-13
1980	Fred Riley	127	960	1087	1980	Lawson Fletcher	86	1980	Nelson McMurrain	34-37	16-24
1981	Fred Riley	111	1412	1523	1981	Nelson McMurrain	52	1981	Nelson McMurrain	31-33	7-13
1982	Rusty Towery	147	729	876	1982	James Knowles	64	1982	James Knowles	34-36	10-14
1983	Rusty Towery	390	1562	1952	1983	Clarence Johnson	102	1983	James Knowles	46-50	12-17
1984	Bobby Duncan	60	1441	1501	1984	James Knowles	60	1984	James Knowles	27-28	11-26
1985	Clarence Johnson	897	0	897	1985	James Knowles	86	1985	James Knowles	32-35	18-26
1986	Marvin Marsh	1106	0	1106	1986	Marvin Marsh	60	1986	Jay Veal	25-28	6-13
1987	Lonnie Mister	-92	977	885	1987	J.D. Lane	47	1987	J.D. Lane	17-17	10-16
1988	Tommy Compton	934	941	1875	1988	Tommy Compton	54	1988	J.D. Lane	20-21	7-15
1989	Craig Bryant	272	1073	1345	1989	Mike Berry	60	1989	Mike Berry	18-21	14-27
1990	Craig Bryant	245	1573	1818	1990	Brad Stepp	56	1990	Brad Stepp	20-28	12-21
1991	Tyrone Rush	982	0	982	1991	Troy Nelson	38	1991	J.D. Byars	15-18	3-6
1992	Tyrone Rush	1364	0	1364	1992	Brian Satterfield	48	1992	Greg Scroggins	11-14	4-15
1993	Cody Gross	650	1441	2091	1993	Tyrone Rush	116	1993	Jamie Stoddard	62-68	12-18
1994	Cody Gross	638	1050	1688	1994	Jamie Stoddard	84	1994	Jamie Stoddard	51-55	11-15
1995	Cody Gross	580	967	1547	1995	Cody Gross	74	1995	Jamie Stoddard	53-67	7-14
1996	Charles Hogan	66	1106	1172		Jamie Stoddard	74	1996	Kevin Pearce	34-37	5-10
1997	Greg Manson	1189	0	1189	1996	A.J. Lamar	84	1997	Kevin Pearce	42-42	3-7
1998	Tyler Peterson	292	1132	1424	1997	Greg Manson	90	1998	Mike Mitchell	24-26	5-9
1999	Tyler Peterson	615	1604	2219	1998	Greg Manson	44		Kevin Pearce	9-10	5-8
2000	Tyler Peterson	642	1309	1951	1999	Tyler Peterson	56	1999	Mike Mitchell	24-26	7-17
2001	Jake Warren	-35	917	882	2000	Kyle Rea	66	2000	Travis Johnston	35-35	2-11
2002	Will Hall	-22	2635	2613	2001	Travis Johnston	40	2001	Travis Johnston	16-20	8-13
2003	Will Hall	467	3531	3998	2002	DeMarcus Blount	122	2002	Travis Johnston	40-42	8-13
2004	Vinnie Saylor	165	1540	1705	2003	DeMarcus Blount	122	2003	Travis Johnston	57-58	16-18
2005	Vinnie Saylor	101	3445	3546	2004	Beau Tanner	61	2004	Beau Tanner	31-33	12-18
2006	A.J. Milwee	299	2039	2338	2005	Yuta Fukuda	106	2005	Yuta Fukuda	52-54	18-29
2007	A.J. Milwee	165	2783	2948	2006	Yuta Fukuda	72	2006	Yuta Fukuda	36-40	12-17
2008	A.J. Milwee	257	3313	3570	2007	Scott Shurden	69	2007	Scott Shurden	36-41	11-17
2009	Harrison Beck	-82	3823	3741	2009	Tom Schneider	130	2008	Tom Schneider	73-73	19-26
2010	Lee Chapple	-13	3051	3038	2009	Kenny Spencer	99	2009	Kenny Spencer	63-66	12-17
2011	Lee Chapple	-49	3322	3273	2010	Josh Montgomery	81	2010	Josh Montgomery	45-48	12-14
2012	Chris Alexander	480	618	1098	2011	Chris Coffey	54	2011	Nathan O'Jibway	23-27	5-9
2013	Luke Wingo	572	2035	2607	2012	Luke Wingo	42	2012	Michael Schuster	17-20	7-12
2014	Luke Wingo	159	2291	2450	2013	Luke Wingo	78	2013	Will Craig	42-49	10-12
2015	Luke Wingo	186	3203	3389	2014	Taylor Pontius	79	2014	Taylor Pontius	46-48	11-14
2016	Jacob Tucker	928	2840	3768	2015	Kevin Henke	105	2015	Kevin Henke	51-56	18-24
2017	Rico Bruton	384	835	1219	2016	Kevin Henke	103	2016	Kevin Henke	58-61	15-18
2018	Christian Lopez	220	2184	2404	2017	Chandler Carrera	61	2017	Chandler Carrera	22-23	13-17
2019	Christian Lopez	74	2699	2773	2018	Chandler Carrera	78	2018	Chandler Carrera	24-24	18-23
2020	Blake Dever	11	490	501	2019	Joe Gurley	60	2019	Joe Gurley	18-22	14-17
2021	Rett Files	-97	1342	1245	2020	Parker Driggers	12	2020	Sam Contorno	3-3	3-3
2022	Noah Walters	212	2149	2316		Sam Contorno	12	2021	Grayson Easterling	3-6	39-41
					2021	Parker Driggers	60	2022	Sam Contorno	6-7	38-38
					2022	ShunDerrick Powell	108				

# ANNUAL LION LEADERS

PUNTING				KICKOFF RETURNS				PUNT RETURNS					
Year	Player	Att	Avg	Year	Player	No.	Yds	Avg	Year	Player	No.	Yds	Avg
1969	Sparky Box	47	34.4	1969	Benny Burns	10	243	24.3	1969	Leonard Thomas	15	224	14.9
1970	Jody Gamble	51	40.0	1970	Bobby Joe Pride	18	623	34.5	1970	Leonard Thomas	6	105	17.5
1971	Larry Brom	41	37.8	1971	Bobby Joe Pride	19	417	21.0	1971	Leonard Thomas	13	99	7.6
1972	Dale Mathis	85	39.1	1972	Wil Fuller	13	234	18.0	1972	Jim Witt	9	40	4.4
1973	Aubrey Haynes	32	34.1	1973	Charles Kennedy	20	503	25.1	1973	Clayton Lundy	15	161	10.7
1974	Aubrey Haynes	53	38.1	1974	Burnis Rose	19	519	27.3	1974	Clayton Lundy	20	268	13.4
1975	Aubrey Haynes	28	39.8	1975	Burnis Rose	24	630	26.2	1975	Clayton Lundy	27	200	7.4
1976	Aubrey Haynes	48	40.8	1976	Burnis Rose	19	532	28.0	1976	Clayton Lundy	24	99	4.1
1977	Rick Robbins	46	36.9	1977	Terry Stooksberry	17	309	18.2	1977	Blake Alexander	10	82	8.2
1978	Guy Cox	62	40.1	1978	Lawson Fletcher	12	201	16.8	1978	Emmanuel Young	28	161	5.8
1979	Guy Cox	57	37.9	1979	Bobby Straughter	11	221	20.0	1979	Emmanuel Young	16	139	8.7
1980	Guy Cox	55	39.8	1980	Dewayne Williams	15	251	15.8	1980	Emmanuel Young	20	136	6.8
1981	Mitch Rollins	39	38.4	1981	Emmanuel Young	25	598	23.9	1981	Emmanuel Young	14	101	7.2
1982	Harlow Fikes	45	39.8	1982	Germaine Young	13	274	21.1	1982	Germaine Young	13	49	4.1
1983	Harlow Fikes	66	38.8	1983	Wesley Scott	10	173	17.3	1983	Brian Patterson	13	130	10.0
1984	Harlow Fikes	75	39.9	1984	Lewis Billops	8	158	18.8	1984	David Smith	23	128	5.6
1985	Harlow Fikes	89	40.1	1985	Charles Johnson	15	333	22.2	1985	Rodney Jones	43	207	4.8
1986	Scott Demott	72	40.9	1986	Morris Turrell	18	313	17.4	1986	Morris Turrell	11	64	5.8
1987	Scott Demott	79	41.8	1987	Rodney Jones	22	482	21.9	1987	Rodney Jones	16	151	9.4
1988	Craig Bryant	34	38.9	1988	Troy Nelson	33	721	21.8	1988	Troy Nelson	17	84	4.9
1989	Lee Smith	57	38.2	1989	Troy Nelson	17	436	25.6	1989	Troy Nelson	24	254	10.6
1990	Lee Craft	48	33.8	1990	Troy Nelson	17	406	23.9	1990	DeJuan Singleton	10	101	10.1
1991	John Crittenden	49	43.2	1991	Troy Nelson	21	396	18.8	1991	Troy Nelson	16	152	9.5
1992	John Crittenden	47	42.6	1992	Tyrone Rush	19	440	23.1	1992	Harvey Summerhill	17	104	6.1
1993	Lee Morris	36	40.9	1993	Tyrone Rush	23	603	26.2	1993	Shane Smothers	15	74	4.9
1994	Lee Morris	54	39.8	1994	Kenyatta Jones	17	408	24.0	1994	Mo Malone	37	278	7.5
1995	Tony Faggioni	58	37.9	1995	Michael Edwards	17	332	19.5	1995	D'Angelo Armistad	22	192	8.7
1996	Tony Faggioni	39	39.4	1996	Harry Holloway	17	454	26.7	1996	Jason Veal	15	131	8.7
1997	Tony Faggioni	46	41.8	1997	Travis Carswell	10	196	19.6	1997	Corey Harris	11	187	17.0
1998	Tony Faggioni	49	42.5	1998	Corey Harris	18	540	30.0	1998	Corey Harris	14	86	6.1
1999	Drew Carter	45	38.9	1999	Michael Bridgeforth	21	448	21.3	1999	Zack Keys	25	164	6.6
2000	Drew Carter	45	38.0	2000	Dewey Stoudmire	15	350	23.3	2000	Tim Goliday	17	242	14.2
2001	Drew Carter	66	39.0	2001	Evan Ogelsby	13	335	25.8	2001	Tim Goliday	12	88	7.3
2002	Drew Carter	50	36.5		Tim Goliday	13	218	16.8	2002	DeMarcus Blount	8	78	9.8
2003	Travis Johnston	55	39.3	2002	Patrick Wilson	17	426	25.1	2003	Anthony Merritt	44	548	12.5
2004	Lyle Atkinson	45	36.8	2003	Lacy Hill	11	205	18.6	2004	Anthony Merritt	21	291	13.9
2005	Lyle Atkinson	56	35.6	2004	Anthony Merritt	17	461	27.1	2005	Anthony Merritt	51	546	10.7
2006	Lyle Atkinson	39	38.4	2005	Anthony Merritt	23	595	25.9	2006	Anthony Merritt	30	375	12.5
2007	Will Batson	30	39.0	2006	Anthony Merritt	17	358	21.1	2007	Ed Gant	14	27	1.9
2008	Will Batson	53	41.2	2007	David McCants	22	577	26.2	2008	Charles McClain	39	479	12.3
2009	Will Batson	57	41.6	2008	Mike McLendon	23	505	22.0	2009	Charles McClain	24	242	10.1
2010	Kolby Taylor	61	36.7	2009	Deivon Tate	11	249	22.6	2010	Charles McClain	26	275	10.6
2011	Michael Schuster	38	40.1	2010	Brent Vinson	13	221	17.0	2011	Janoris Jenkins	18	390	21.7
2012	Michael Schuster	41	41.9	2011	Janoris Jenkins	13	309	23.8	2012	Jason Smith	11	83	7.5
2013	Michael Schuster	50	37.7	2012	Lamar Smith	17	369	21.7	2013	Philbert Martial	22	293	13.3
2014	Taylor Pontius	38	37.6	2013	Philbert Martial	22	517	23.5	2014	Philbert Martial	18	176	9.8
2015	Jeb Millender	40	38.0	2014	Darvell Harris	12	328	27.3	2015	Philbert Martial	24	182	7.6
2016	Jeb Millender	54	37.0	2015	Philbert Martial	21	542	25.8	2016	Philbert Martial	29	356	12.3
2017	Joe Gurley	57	38.3	2016	Jaylan Jackson	20	507	25.4	2017	Dwain Smith	17	187	11.0
2018	Joe Gurley	44	38.8	2017	Jamal Jackson	20	409	20.5	2018	Dwain Smith	9	41	4.6
2019	Joe Gurley	60	42.4	2018	K.J. Smith	11	328	29.8	2019	Jack Peavey	12	53	4.4
2020	Joe Gurley	18	43.8	2019	Andre Little	16	475	29.7	2020	none			
2021	Joe Gurley	45	43.3	2020	Andre Little	2	52	26.0	2021	Kobe Warden	6	57	9.5
2022	Thomas Dowis	34	39.7	2021	Parker Driggers	10	222	22.2	2022	Kobe Warden	5	27	5.4
				2022	Jaquan Woods	8	129	16.1					

# ANNUAL LION LEADERS

## ALL-PURPOSE YARDS

Year	Player	Yards
1968	Leonard Thomas	921
1969	Leonard Thomas	990
1970	Bobby Joe Pride	1106
1971	Bobby Joe Pride	1069
1972	Brom	414
1973	Kennedy	672
1974	Marc Merritt	896
1975	Burnis Rose	1128
1976	Burnis Rose	1042
1977	Curtis Sirmones	780
1978	Curtis Sirmones	701
1979	Lawson Fletcher	1239
1980	Lawson Fletcher	1043
1981	Emmanuel Young	699
1982	Clarence Johnson	852
1983	Clarence Johnson	1168
1984	Germaine Young	575
1985	Glenn Ivy	1055
1986	Marvin Marsh	1250
1987	Rodney Jones	690
1988	Troy Nelson	1308
1989	Tyrone Rush	984
1990	Troy Nelson	998
1991	Tyrone Rush	1110
1992	Tyrone Rush	1804
1993	Tyrone Rush	2122
1994	Kenyatta Jones	1589
1995	A.J. Lamar	1024
1996	A.J. Lamar	975
1997	Greg Manson	1218
1998	Greg Manson	933
1999	Michael Bridgeforth	982
2000	Mike Metcalf	656
2001	Randy Vickers	754
2002	DeMarcus Blount	1233
2003	DeMarcus Blount	1174
2004	DeMarcus Blount	1121
2005	Anthony Merritt	2251
2006	Anthony Merritt	1513
2007	David McCants	1431
2008	Mike McLendon	1353
2009	Tim Hicks	1107
2010	Wes Holland	851
2011	Tristan Purifoy	1181
2012	Lamonte Thompson	832
2013	Lamonte Thompson	1239
2014	Lamonte Thompson	976
2015	Lamonte Thompson	1489
2016	Dre Hall	1197
2017	Dre Hall	605
2018	Damon Cox	764
2019	Andre Little	1126
2020	Parker Driggers	200
2021	Parker Driggers	850
2022	ShunDerrick Powell	1761

## ALL-PURPOSE YARDAGE ANNUAL LEADERS

Year	Player	Rush	Rec.	KR	PR	Total
1968	Leonard Thomas	659	9	181	72	921
1969	Leonard Thomas	657	21	88	224	990
1970	Bobby Joe Pride	177	254	623	52	1106
1971	Bobby Joe Pride	144	417	417	101	1069
1972	Larry Brom	318	49	47	0	414
1973	Charles Kennedy	160	9	503	0	672
1974	Marc Merritt	859	37	0	0	896
1975	Burnis Rose	446	52	630	0	1128
1976	Burnis Rose	456	54	532	0	1042
1977	Curtis Simmons	759	21	0	0	780
1978	Curtis Simmons	649	52	0	0	701
1979	Lawson Fletcher	982	219	38	0	1239
1980	Lawson Fletcher	921	122	0	0	1043
1981	Emmanuel Young	0	0	598	101	699
1982	Clarence Johnson	741	111	0	0	852
1983	Clarence Johnson	974	194	0	0	1168
1984	Germaine Young	0	552	23	0	575
1985	Glenn Ivy	763	292	0	0	1055
1986	Marvin Marsh	1106	52	92	0	1250
1987	Rodney Jones	35	22	482	151	690
1988	Troy Nelson	62	441	721	84	1308
1989	Tyrone Rush	609	126	249	0	984
1990	Troy Nelson	40	447	406	105	998
1991	Tyrone Rush	982	128	0	0	1110
1992	Tyrone Rush	1364	0	440	0	1804
1993	Tyrone Rush	1466	53	603	0	2122
1994	Kenyatta Jones	1115	66	408	0	1589
1995	AJ Lamar	1024	0	0	0	1024
1996	AJ Lamar	959	16	0	0	975
1997	Greg Manson	1189	29	0	0	1218
1998	Greg Manson	917	16	0	0	933
1999	Michael Bridgeforth	287	247	448	0	982
2000	Mike Metcalf	572	68	16	0	656
2001	Randy Vickers	545	110	99	0	754
2002	DeMarcus Blount	705	226	224	78	1233
2003	DeMarcus Blount	866	278	30	0	1174
2004	DeMarcus Blount	706	164	251	0	1121
2005	Anthony Merritt	168	942	595	546	2251
2006	Anthony Merritt	192	588	358	575	1513
2007	David McCants	573	281	577	0	1431
2008	Mike McLendon	783	65	505	0	1353
2009	Tim Hicks	731	376	0	0	1107
2010	Wes Holland	716	135	0	0	851
2011	Tristan Purifoy	0	867	296	18	1181
2012	Lamonte Thompson	690	33	0	112	832
2013	Lamonte Thompson	801	112	326	0	1239
2014	Lamonte Thompson	821	155	0	0	976
2015	Lamonte Thompson	1212	259	18	0	1489
2016	Dre Hall	18	1179	0	0	1197
2017	Dre Hall	169	381	55	0	605
2018	Damon Cox	690	74	0	0	764
2019	Andre Little	1	650	475	0	1126
2020	Parker Driggers	82	111	7	0	200
2021	Parker Driggers	470	158	222	0	850
2022	ShunDerrick Powell	1508	242	11	0	1761

# ANNUAL LION LEADERS

TACKLES				
Year	Player	UT	AT	TT
1980	Frank Condon	31	68	99
1981	Sam Prater	31	67	98
1982				
1983	Clifford Mason	57	23	80
1984	Steve Rogers	45	37	82
1985	Steve Rogers	42	77	119
1986	Kirk Ethridge	32	81	113
1987	Felix Baxter	19	71	90
1988	James Davis	101	55	156
1989	James Davis	91	65	156
	Felix Baxter	66	51	117
1990	James Davis	90	57	157
1991	Kenny Loftin	68	54	122
	Harvey Summerhill	48	59	107
1992	Ronald McKinnon	91	57	148
1993	Ronald McKinnon	106	69	175
	Keith Humphrey	77	49	126
	Mark Williams	69	57	126
1994	Ronald McKinnon	110	49	159
	Keith Humphrey	87	51	138
1995	Ronald McKinnon	100	39	139
	Keith Humphrey	79	29	108
1996	Gerald Smith	57	17	74
1997	Marcus Hill	79	44	123
	Reginald Ruffin	89	33	122
1998	Orlando Patterson	43	55	98
1999	Chad Sears	84	43	127
	Robert Gordon	77	30	107
2000	Chad Sears	65	18	83
2001	Trent Dawson	32	63	95
2002	Sam Fakunle	38	27	65
2003	Donald Tharpe	44	34	78
2004	Harold Wisdom	26	46	72
2005	Courtney Wright	62	58	120
2006	Michael Johnson	40	47	87
2007	Michael Johnson	44	27	81
2008	Michael Johnson	37	47	84
2009	Michael Johnson	51	62	113
2010	Harrison Bryant	50	43	93
2011	Marcus Dowtin	58	57	115
2012	Tavarius Wilson	41	71	112
2013	Gabe Poe	77	51	128
2014	Steven Rich	45	50	95
2015	C.J. Jackson	48	31	79
2016	Eddrick Harris	39	36	75
2017	Joshua Amanfo	40	28	68
2018	Christon Taylor	31	31	62
2019	D'Andre Hart	54	34	88
2020	Christon Taylor	14	14	28
2021	Kyree Fields	34	29	63
2022	Kyree Fields	49	29	78

TWO OR MORE PLAYERS WITH 100+ TACKLES IN A SEASON (since 1980)				
Year	Players	UT	AT	TT
1989	James Davis	91	65	156
	Felix Baxter	66	51	117
1991	Kenny Loftin	68	54	122
	Harvey Summerhill	48	59	107
1993	Ronald McKinnon	106	69	175
	Keith Humphrey	77	49	126
	Mark Williams	69	57	126
1994	Ronald McKinnon	110	49	149
	Keith Hunphrey	87	51	138
1995	Ronald McKinnon	100	39	139
	Keith Humphrey	79	29	108
1997	Marcus Hill	79	44	123
	Reginald Ruffin	89	33	122
1999	Chad Sears	84	43	127
	Robert Gordon	30	77	107
2011	Marcus Dowtin	58	57	115
	Tommie Westbrook	43	57	100
2013	Gabe Poe	77	51	128
	Tavarius Wilson	63	60	123

SACKS			
Year	Player	No.	Yds
1983	Charlie Glass	6	
1984	Steve Rogers	9.5	
1985	Steve Rogers	6	
1986	Eric Files	4.5	
1987	Shawn Lee	6.5	46
1988	Phil Drummond	4	28
1989	Ricky Thomas	7.5	74
1990	D.J. Patrick	6	55
1991	Jeff Redcross	2	12
	Marcus Hunter	2	4
1992	Marcus Hunter	5.5	35
1993	Jeff Redcross	7	61
1994	Reginald Ruffin	11	77
1995	Reginald Ruffin	9.5	91
1996	Reginald Ruffin	9.5	91
1997	Michael Moncrief	7	42
1998	Shawn Cash	10	53
1999	Larry Paul	8	61
2000	Larry Paul	4	32
2001	Johnell Jones	6.5	55
2002	Sam Fakunle	6.5	39
2003	Donald Tharpe	7.5	36
2004	Ken Triplett	4	25
2005	Donald Tharpe	8	52
2006	Ryan Brick	6.5	40
2007	Tim Hunt	6.5	38
2008	Domini Pittman	5.0	39
2009	Domini Pittman	5.5	21
2010	Courtney Harris	10.0	73
2011	Marcus Dowtin	4.0	18
2012	Richie Mata'afa	4.0	19
2013	Tavarius Wilson	4.0	16
2014	Taylor Carney	4.0	25
2015	DeAndre Harrison	4.5	25
	Tyler Smith	4.5	21
2016	E.J. Parnell	5.5	30
2017	Maurice Burton	4.0	21
2018	Maurice Burton	3.5	18
2019	Brady Owensby	4.0	29
2020	C.Taylor/Mike Boykin	1.0	7
2021	Wallace Cowins	5.0	23
2022	Kam'ron Green	4.0	26

INTERCEPTIONS			
Year	Player	No.	Yds
1969	Ronnie Williamson	6	
1970	Palmer Boyd	6	
1971	Doyce Steele	2	3
	Billy Hargrove	2	26
	Jim Witt	2	0
1972	Jim Witt	3	47
	Billy Hargrove	3	14
1973	Robbie Hudson	8	64
1974	Clayton Lundy	4	16
1975	Clayton Lundy	4	110
	Robbie Hudson	4	11
1976	Mike McCombs	3	82
	Donald Pearson	3	5
1977	Donald Pearson	4	62
1978	Manuel Walker	5	41
1979	Manuel Walker	6	38
1980	Emmanuel Young	7	131
1981	Frank Condon	4	29
1982	Rod Brooks	6	73
1983	Rod Brooks	8	85
1984	Bruce Jones	5	51
	Lewis Billups	5	10
1985	Lewis Billups	6	4
1986	Wendell Phillips	5	86
1987	Wendell Phillips	4	34
1988	James Davis	2	34
	Jeff Smith	2	5
	Phil Drummond	2	0
1989	Sedric Barnett	5	11
1990	James Davis	4	87
1991	Harvey Summerhill	5	48
1992	Tony Foster	5	34
1993	Robert Haynes	7	69
1994	Zack Phillips	5	24
1995	Zack Phillips	5	34
1996	Gerald Smith	5	20
1997	Marcus Hill	6	43
1998	Tyrone Bell	6	29
1999	Henry Pinder	4	52
2000	Chad Sears	4	27
	Jason Brown	4	33
2001	Evan Ogelsby	4	40
2002	Greg McConico	2	24
2003	Evan Oglesby	7	40
2004	Blake Farris	3	51
2005	Blake Farris	10	192
2006	Bobby Brooks	4	104
2007	Craig Fox	3	106
	Anton Bowen	3	58
	Bobby Brooks	3	48
2008	Darron Dampier	6	150
2009	Quinton Andrews	6	50
2010	Chad Daniel	5	4
2011	DeAndre Morgan	3	-8
2012	Caleb Massey	5	142
2013	Tavarius Wilson	4	69
	Levi Fell	4	41
	Caleb Massey	4	42
2014	Philbert Martial	3	136
2015	Floyd Jones	5	28
2016	Philbert Martial	7	23
2017	Chris Johnson	6	14
2018	K.J. Smith	3	79
2019	Jalen Dread	2	84
	A.J. Bracey	2	18
	K.J. Smith	2	10
2020	K.J. Smith	1	13
	Gerrell Green	1	9
	Kyree Fields	1	0
2021	K.J. Smith	6	69
2022	Justin Douglas	2	0

# UNA'S TOP 10

## PASSING YARDS

Season	Yds	Player	Year	Att	Comp
	3823	Harrison Beck	2009	505	293
	3531	Will Hall	2003	372	267
	3445	Vinnie Saylor	2005	499	301
	3322	Lee Chapple	2011	437	284
	3313	A.J. Milwee	2008	363	239
	3202	Luke Wlngo	2015	343	231
	3051	Lee Chapple	2010	411	253
	2840	Jacob Tucker	2016	342	199
	2783	A.J. Milwee	2007	360	236
	2699	Christian Lopez	2019	309	162

### Career

Yds	Player	Year	Att.	Comp
8436	A.J. Milwee	2005-08	1030	677
8374	Luke Wingo	2012-15	932	598
6373	Lee Chapple	2010-11	848	537
6166	Will Hall	2002-03	693	471
5131	Vinnie Saylor	2003-05	746	440
4883	Christian Lopez	2018-19	592	331
4692	Tyler Peterson	1997-00	613	293
4309	Don Cornelius	1964-67	637	332
3823	Harrison Beck	2009	505	293
3684	Cody Gross	1992-95	396	203

## RUSHING YARDS

Season	Yds	Player	Year	Att.	TD
	1508	ShunDerrick Powell	2022	221	18
	1466	Tyrone Rush	1993	237	17
	1364	Tyrone Rush	1992	221	6
	1212	Lamonte Thompson	2015	235	10
	1189	Greg Manson	1997	177	15
	1115	Kenyatta Jones	1994	174	12
	1106	Marvin Marsh	1986	187	10
	1087	Brian Satterfield	1993	147	14
	1024	A.J. Lamar	1995	146	10
	1023	Robert Douthitt	1960	199	9

### Career

Yds	Player	Year	Att.	TD
4421	Tyrone Rush	1989,91-93	791	36
3524	Lamonte Thompson	2012-15	653	33
3158	Clarence Johnson	1980-85	586	34
3116	DeMarcus Blount	2002-05	661	57
2817	Brian Satterfield	1989-90,92-93	474	32
2587	A.J. Lamar	1993-96	401	31
2431	Lawson Fletcher	1978-81	490	22
2271	Leonard Thomas	1968-71	463	21
2266	Randy Vickers	2001-04	475	24
2106	Greg Manson	1997-98	335	22

## RECEIVING YARDS

Season	Yds	Player	Year	No.	TD
	1179	Dre Hall	2016	80	9
	955	Michael Edwards	1994	48	8
	948	Dre Hall	2015	55	10
	942	Anthony Merritt	2005	81	8
	930	Marcus Lewis	2002	57	2
	913	Mico McSwain	2009	55	8
	867	Tristan Purifoy	2011	58	8
	852	Jason Messing	2005	43	9
	829	Jason Smith	2013	41	7
	823	T.J. Porter	2009	71	7

## Career

Yds	Player	Year	No.	TD
3144	Dre Hall	2014-17	201	25
2844	Michael Edwards	1993-96	151	20
2069	Dexter Boykin	2018-21	136	16
1991	Cortez Hall	2018-22	132	11
1952	Jason Messing	2004-07	123	23
1932	Roger Ralph	1973-75	126	14
1905	Marcus Lewis	2002-04	122	8
1693	Danny Kimble	1970-73	100	10
1685	Jason Smith	2010-13	101	12
1611	Ricky Lindsey	1966-68	149	12

## TOTAL YARDS

Season	Yds	Player	Year	Rush	Pass
	3998	Will Hall	2003	467	3531
	3768	Jacob Tucker	2016	928	2840
	3741	Harrison Beck	2009	-82	3823
	3570	A.J. Milwee	2008	257	3313
	3546	Vinnie Saylor	2005	101	3445
	3389	Luke Wingo	2015	186	3203
	3273	Lee Chapple	2011	-49	3322
	3038	Lee Chapple	2010	-13	3051
	2773	Christian Lopez	2019	74	2699
	2613	Will Hall	2002	-22	2635

### Career

Yds	Player	Years	Rush	Pass
9532	Luke Wingo	2012-15	1158	8374
9401	A.J. Milwee	2005-08	965	8436
6616	Tyler Peterson	1997-00	1309	1951
6611	Will Hall	2002-03	445	6166
6311	Lee Chapple	2010-11	-62	6373
5495	Vinnie Saylor	2003-05	364	5131
5614	Cody Gross	1992-95	1930	3684
5541	Jacob Tucker	2013-16	1907	3634
5226	Don Cornelius	1964-67	917	4309
5177	Christian Lopez	2018-19	294	4883



*Dre Hall became the first receiver to top 1,000 yards in receptions in a season in UNA history in 2016*





# TOP CAREER RUSHERS

## UNA'S ALL-TIME CAREER LEADING RUSHERS

Player	Years	Atts	Yards	TDs	
Tyrone Rush	1989, 91-93	1791	4421	36	
Lamonte Thompson	2012-15	652	3524	33	
Clarence Johnson	1980,82-83,85	586	3158	34	
DeMarcus Blount	2002-05	661	3116	57	
Brian Satterfield	1989-90, 92-93	474	2817	32	
A.J. Lamar	1993-96	401	2587	31	
Lawson Fletcher	1978-81	490	2431	22	
Leonard Thomas	1968-71	433	2271	21	
Randy Vickers	2001-04	475	2266	24	
Greg Manson	1997-98	335	2106	22	
Marc Merritt	1973-76	436	2096	21	
Kenyatta Jones	1993-94	285	2007	20	
Wendell Taylor	1952-55	362	1985	21	*
Cody Gross	1992-95	398	1930	40	
Tyler Peterson	1997-00	512	1924	26	
Jacob Tucker	2013-16	379	1907	33	
Stanley Gill	1981-84	409	1743	13	
Larry Yancey	1957-60	357	1701	9	
ShunDerrick Powell	2021-22	251	1662	18	
Chris Coffey	2010-13	346	1656	24	
Marvin Marsh	1986-87	305	1633	14	
Carl McCulley	1967-70	422	1576	13	
Alton Romine	1951-53		1554	19	*
Damon Cox	2015-18	347	1561	12	
Robert Douthitt	1958-60	309	1520	9	*
Jerry Mizell	1972-75	383	1508	11	
Tim Hicks	2006-09	246	1434	19	
Maurice Brawley	1974-77	294	1424	15	
Wes Holland	2009-11	287	1423	11	
Curtis Sirmones	1977-78	234	1408	14	
Jason Veal	1995-98	231	1309	15	
Brub Hamilton	1952-55	286	1243	6	*
Diamond Simmons	2012-15	187	1232	15	
Mike Metcalf	1998-01	213	1226	5	
Mike Wilburn	1970-72	310	1197	4	
Thomas Calhoun	1981-84	253	1193	17	
David McCants	2007-08	214	1174	15	
Luke Wingo	2012-15	419	1158	34	
Anthony Brooks	1991-94	230	1147	7	
Carrel Daniel	1957-58	220	1117	5	*
Burnis Rose	1974-76	227	1116	7	
Darryl Green	1989-91	209	1036	9	
George Perkins	1965-66	151	1018	2	*



*DeMarcus Blount rushed for 3,116 career yards and 57 touchdowns.*



*Greg Manson's 2,106 yards are the most by any two-year Lion player.*

# TOP CAREER RUSHERS

\* Indicates career statistics that are incomplete

## UNA'S ALL-TIME CAREER LEADING RUSHERS - continued

Kyle Rea	1999-00	172	998	15
Terence Humphrey	2016-19	189	969	12
Glenn Ivy	1985-86	195	983	3
Milton Taylor	1979-82	216	967	6
A.J. Milwee	2005-08	394	966	18
Michael Bridgeforth	1996-99	178	951	6
Ricky Gandy	1990-91	172	940	4
Tommy Compton	1988	205	934	9
Jermaine Roberts	1995-96	169	908	8
Eric Packer	2005-06	184	878	9
Antwan Ivey	2010-11	165	833	10
Bobby Joe Pride	1968-71	178	814	6
Jack Redwine	1956-58	122	808	10
Eric Groom	1990-92, 94-95	189	806	4
Brandenn Pickett	2007-09	144	794	8
Mike McLendon	2008	166	783	17
Don Cornelius	1964-67	420	743	3
Al Jackson	1994-95	114	714	11
Charles Johnson	1985-86	118	687	11
Nick Taylor	2016-17	146	657	1
Max Burleson	1956-59	66	652	2
Wesley Scott	1983-85	165	650	8
Larry Webb	1985-87	162	625	5
Parker Driggers	2019-22	138	622	11
Craig Bryant	1988-90	235	605	4
Rusty Towery	1979-80, 82-83	263	590	8
Chris Alexander	2010-12	115	555	6

## UNA'S ALL-TIME CAREER LEADING RUSHING QUARTERBACKS

Cody Gross	1992-95	398	1930	40
Tyler Peterson	1997-00	512	1924	26
Jacob Tucker	2013-16	379	1907	33
Luke Wingo	2012-15	419	1158	34
A.J. Milwee	2005-08	394	966	18
Tommy Compton	1988	205	934	9
Craig Bryant	1988-90	235	605	4
Rusty Towery	1979-80, 82-83	263	590	8
Chris Alexander	2010-12	115	555	6



Kyle Rea finished his career just two yards shy of 1,000, with 998 yards and 15 TDs.



Tyler Peterson ranks second among UNA's all-time rushing quarterbacks with 1,924 career yards.

# TOP SINGLE SEASON RUSHERS

## HIGHEST RUSHING YARDS PER GAME AVERAGE IN A SEASON

Year	Player	G	Att	Yds	Per Game
2022	ShunDerrick Powell	11	221	1508	137.1
1992	Tyrone Rush	12	221	1364	113.7
1993	Tyrone Rush	14	237	1466	104.7
1960	Robert Douthitt	10	199	1023	102.3
1955	Wendell Taylor	10	196	1021	102.1
2015	Lamonte Thompson	12	235	1212	101.0
1986	Marvin Marsh	11	187	1106	100.5
1997	Greg Manson	12	177	1189	99.1
1993	Brian Satterfield	11	147	1087	98.8
1979	Lawson Fletcher	10	187	982	98.2
1991	Tyrone Rush	10	199	982	98.2
1954	Wendell Taylor	10	166	964	96.4
1988	Tommy Compton	10	205	934	93.4
1998	Greg Manson	10	158	917	91.7
1996	A.J. Lamar	11	170	959	87.2
1974	Marc Merritt	10	153	859	85.9
1992	Brian Satterfield	11	147	935	85.0
1952	Joe Elmore	9	153	764	84.9
1982	Clarence Johnson	9	107	741	82.3
1951	Monk Romine	9	142	727	80.8
1957	Jack Redwine	10	122	808	80.8
1994	Kenyatta Jones	14	174	1115	79.6
1980	Lawson Fletcher	12	185	921	76.7
1977	Curtis Sirmones	10	132	759	75.9
1983	Clarence Johnson	13	205	974	74.9
1971	Mike Wilburn	11	195	820	74.5
1995	A.J. Lamar	14	146	1024	73.1
2016	Jacob Tucker	14	221	928	71.4



*Tyrone Rush is the only Lion to rush for more than 1,000 yards in two different seasons*

## 1,000 YARDS RUSHING IN A SEASON

Year	Player	Att	Yds	Avg
1955	Wendell Taylor	196	1021	5.2
1960	Robert Douthitt	199	1023	5.1
1986	Marvin Marsh	187	1106	5.9
1992	Tyrone Rush	221	1364	6.2
1993	Tyrone Rush	237	1466	6.2
1993	Brian Satterfield	147	1087	7.4
1994	Kenyatta Jones	174	1115	6.4
1995	A.J. Lamar	146	1024	6.6
1997	Greg Manson	177	1189	6.7
2015	Lamonte Thompson	235	1212	5.2
2022	ShunDerrick Powell	221	1508	6.8

## MOST YARDS RUSHING IN A SEASON

Year	Player	Att	Yds	Avg
2022	ShunDerrick Powell	221	1508	6.8
1993	Tyrone Rush	237	1466	6.2
1992	Tyrone Rush	221	1364	6.2
2015	Lamonte Thompson	235	1212	5.2
1997	Greg Manson	177	1189	6.7
1994	Kenyatta Jones	174	1115	6.4
1986	Marvin Marsh	187	1106	5.9
1993	Brian Satterfield	147	1087	7.4
1995	A.J. Lamar	146	1024	6.6
1960	Robert Douthitt	199	1023	5.1
1955	Wendell Taylor	196	1021	5.2



*Marvin Marsh is one of just five Lions to rush for an average of more than 100 yards per game in a season. When he rushed for 1,106 yards in 1986 he became UNA's first 1,000-yard rusher in 26 seasons.*

# 100-YARD RUSHERS BY YARDAGE

## ALL-TIME 100-YARD RUSHERS BY GAME

- 251-ShunDerrick Powell, 20 att. vs Virginia-Wise (H), 2022  
 248-Tyrone Rush, 22 att. vs. Delta State (H), 1993  
 243-Brian Satterfield, 10 att. vs. Fort Valley State (H), 1993  
 225-Leonard Thomas, 33 att. vs. UT-Martin (A), 1969  
 225-Robert Douthitt, 24 att. vs. UT-Martin (H), 1960  
 224-ShunDerrick Powell, 29 att. vs. Eastern Kentucky (A), 2022  
 216-Brian Satterfield, 29 att. vs. TA&M-Kingsville(H), 1993  
 216-A.J. Lamar, 18 att. vs. Henderson State (H), 1995  
 214-ShunDerrick Powell, 23 att. vs. Austin Peay (H), 2022  
 211-Wendell Taylor, 34 att. vs. East Tenn. State (A), 1954  
 208-Lawson Fletcher, 28 att. vs. Middle Tenn. St. (A), 1979  
 204-ShunDerrick Powell, 13 att. vs. Tarleton State (H), 2022  
 203-Monk Romine, vs. Conway State, (H), 1951  
 201-Morris Turrell, 17 att. vs. West Georgia (H), 1986  
 200-Tyler Peterson, 20 att. vs. Harding (A), 2000  
 200-Robert Douthitt, 35 att. vs. Jax State (A), 1960  
 198-A.J. Lamar, 15 att. vs. Albany State (H), 1995-Playoffs  
 195-Randy Vickers, 22 att. vs. Lambuth (H), 2001  
 192-Jack Redwine, 17 att. vs. West Alabama, 1957  
 190-Brian Satterfield, 19 att. vs. Miss. College (H), 1992  
 189-Lamonte Thompson, 14 att. vs. Miles (H), 2013  
 189-Burnis Rose, 15 att. vs. Nicholls State (A), 1975  
 188-Lamonte Thompson, 27 att. vs. Miss. College (H), 2015  
 182-Tommy Compton, 23 att. vs. Delta State (A), 1988  
 181-Marvin Marsh, 18 att. vs. Troy State (H), 1986  
 180-Brian Satterfield, 23 att. vs. Indiana-Penn. (H), 1993  
 180-Jack Redwine, 10 att. vs. Jacksonville State (H), 1956  
 180-Tim Hicks, 18 att. vs. Delta State (H), 2009  
 179-A.J. Lamar, 16 att. vs. Southern Arkansas (H), 1996  
 175-Tyrone Rush, 18 att. vs. Delta State (A), 1992  
 175-Clarence Johnson, 17 att. vs. Alabama A&M (H), 1982  
 173-Lamonte Thompson, 22 att. vs. Miles (A), 2015  
 172-Marvin Marsh, 23 att. vs. Delta State (A), 1986  
 172-George Perkins, vs. Troy State (A), 1965  
 169-A.J. Lamar, 28 att. vs. Central Arkansas (H), 1996  
 168-ShunDerrick Powell, 30 att. vs. Tennessee Tech (H), 2022  
 167-Lawson Fletcher, 14 att. vs. Delta State (A), 1980  
 165-DeMarcus Blount, 19 att. vs. Ark-Monticello (H), 2003  
 165-Burnis Rose, 12 att. vs. Alabama A&M (H), 1976  
 164-Tyrone Rush, 27 att. vs. Jacksonville State (A), 1991  
 163-Larry Webb, 29 att. vs. West Georgia (A), 1985  
 163-Charles Johnson, 12 vs. Valdosta State (H), 1985  
 162-Lawson Fletcher, 25 att. vs. Jacksonville St (H), 1979  
 161-Kenyatta Jones, 16 att. vs. Fort Valley State (A), 1994  
 161-Larry Yancey, 15 att. vs. Austin Peay (A), 1960  
 160-Greg Manson, 18 att. vs. West Alabama (H), 1997  
 159-ShunDerrick Powell, 22 att. vs. Central Arkansas (A), 2022  
 158-Greg Manson, 21 att. vs. West Georgia (H), 1997  
 156-Tyrone Rush, 33 att. vs. Newberry (H), 1991  
 156-Greg Manson, 11 att. vs. Arkansas Tech (A), 1997  
 155-Brub Hamilton, 14 att. vs. Henderson State (H), 1955  
 155-A.J. Lamar, 23 att. vs. West Georgia (A), 1996  
 155-Randy Vickers, 27 att. vs. Central Arkansas (H), 2001  
 154-Wes Holland, 27 att., vs. West Georgia (H), 2011  
 153-Chris Holt, 18 att. vs. West Alabama (H), 1979  
 153-Kenyatta Jones, 18 att. vs. Delta State (A), 1994  
 152-Curtis Simones, 15 att. vs. West Alabama (A), 1978  
 150-Glenn Ivy, 20 att. vs. Jacksonville State (H), 1985  
 148-Wendell Taylor, 19 att. vs. Troy State (H), 1954  
 148-Jack Redwine, 10 att. vs. Morningside (H), 1957  
 148-Benny Burns, vs. Gordon Military (H), 1967  
 148-Curtis Simones, 13 att. vs. East Tennessee (A), 1977  
 148-Travis Carswell, 14 att. vs. Arkansas Tech (A), 1997  
 146-David McCants, 6 att., vs. West Georgia (A), 2008  
 146-Carrel Daniel, 14 att. vs. Austin Peay (A), 1958  
 145-Parker Driggers, 12 att. vs. Robert Morris (H), 2021  
 145-Clarence Johnson, 15 att. vs. J'ville St. (H), 1983  
 145-Jermaine Roberts, 17 att. vs. Ferri s State (H), 1995  
 143-Kenyatta Jones, 15 att. vs. Portland State (A), 1993  
 143-Tyrone Rush, 22 att. vs. Livingston (H), 1989  
 143-Curtis Simones, 21 att. vs. Troy State (A), 1977  
 142-Tommy Compton, 22 att. vs. Central Florida (A), 1988  
 141-Tyrone Rush, 16 att. vs. Alabama A&M (H), 1992  
 141-Tyrone Rush, 21 att. vs. Hampton (A), 1992  
 141-Greg Manson, 19 att. vs. Arkansas Tech (H), 1998  
 140-Lamonte Thompson, 25 att. vs. Valdosta St. (H), 2015  
 140-Tyler Peterson, 18 att. vs. SW Louisiana (A), 1997  
 140-Antwan Ivey, 10 att., vs. Central Oklahoma (H), 2011  
 139-Terry Stookesberry, 7 att. vs. Alabama A&M (A), 1977  
 139-Thomas Calhoun, 14 att. vs. Delta State (H), 1981  
 139-DeMarcus Blount, 21att. vs. Arkansas Tech (A), 2003  
 139-DeMarcus Blount, 20 att. vs. Ark.-Monticello (A), 2005  
 138-Marc Merritt, 27 att. vs. Troy State (H), 1974  
 138-Clarence Johnson, 19 att. vs. Tenn.-Martin (H), 1982  
 138-Monk Romine, vs. Arkansas State (A), 1953  
 138-Greg Manson, 13 att. vs. Ark.-Monticello (A), 1998  
 137-DeMarcus Blount, 19 att. vs. N.C. Central (A), 2005  
 137-Tyler Peterson, 17 att. vs. Pittsburg State (H), 1999  
 137-Tyrone Rush, 23 att. vs. Portland State (A), 1993  
 137-Robert Douthitt, 25 att. vs. Murray State (A), 1959  
 137-Joe Elmore, vs. Conway State (H), 1952  
 137-Wendell Taylor, 22 att. vs. Livingston (H), 1955  
 137-Kyle Rea, 14 att. vs. Henderson State (H), 2000  
 136-Wes Holland, 19 att. vs. Ouachita Baptist (A), 2010  
 136-Tommy Compton, 36 att. vs. Livingston (A), 1988  
 136-Marc Merritt, 14 att. vs. Austin Peay (A), 1974  
 136-Joe Elmore, vs. Union (A), 1952  
 136-Clarence Johnson, 19 att. vs. Savannah St (H), 1985  
 135-Robert Douthitt, 21 att. vs. Austin Peay (A), 1960  
 134-Wendell Taylor, 22 att. vs. Troy State (A), 1955  
 133-Curtis Simones, 20 att. vs. Delta State (A), 1978  
 133-Clarence Johnson, 27 att. vs. Jack'ville St. (H), 1985  
 133-A.J. Lamar, 26 att. vs. Valdosta State (A), 1996  
 133-Nick Taylor, 25 att. vs. Miss. College (H), 2017  
 132-Kenyatta Jones, 20 att. vs. Carson-Newman (H), 1994  
 132-Lamonte Thompson, 26 att. vs. Shorter (A), 2015  
 132-Jacob Tucker, 18 att., vs. North Greenville (H), 2016  
 131-Clarence Johnson, 16 att. vs. C. Florida (A), 1983  
 131-Clarence Johnson, 18 att. vs. Delta State (H), 1983  
 131-Gary Newsome, 18 att. vs. Valdosta State (A), 1982  
 131-Kenyatta Jones, 18 att. vs. Valdosta State (H), 1994  
 131-Greg Manson, 19 att. vs. Central Arkansas (A), 1997  
 130-Tyrone Rush, 25 att. vs. West Alabama (A), 1992  
 130-Curtis Simones, 15 att. vs. Carson-Newman (A), 1978  
 130-Lawson Fletcher, 18 att. vs. Virginia Union (H), 1980  
 129-Wes Holland, 12 att. vs. Delta State (A), 2010  
 129-Mike Metcalf, 23 att. vs. Henderson State (H), 2000  
 129-Leonard Thomas, 11 att. vs. Jacksonville St (A), 1970  
 129-DeMarcus Blount, 21 att. vs. C. Arkansas (A), 2002  
 128-DeMarcus Blount, 33 att. vs. Valdosta St (A), 2005  
 128-Brian Satterfield, 10 att. vs. Fort Valley (A), 1992  
 128-Brian Satterfield, 20 att. vs. Hampton (A), 1992  
 128-Tyrone Rush, 26 att. vs. Troy State (A), 1991  
 128-Clarence Johnson, 7 att. vs. Valdosta State (A), 1982  
 128-Jake Warren, 11 att. vs. Lambuth (A), 2002  
 127-Tyrone Rush, 21 att. vs. Valdosta State (A), 1993  
 127-Kenyatta Jones, 14 att. vs. Henderson State (H), 1993  
 127-Tommy Compton, 28 att. vs. Valdosta State (A), 1988  
 127-Marc Merritt, 18 att. vs. S. E. Louisiana (A), 1975  
 127-Brian Satterfield, 20 att. vs. Valdosta State (A), 1992  
 127-Clarence Johnson, 19 att. vs. Delta State (A), 1982  
 126-Mike McLendon, 12 att., vs. West Alabama (A), 2008  
 126-Tyrone Rush, 22 att. vs. Mississippi College (A), 1993  
 126-DeMarcus Blount, 17 att. vs. West Georgia (H), 2002  
 125-Ricky Gandy, 15 att. vs. Jacksonville State (A), 1990  
 125-Curtis Simones, 27 att. vs. S.E. Louisiana (H), 1978  
 125-Lawson Fletcher, 28 att. vs. West Alabama (H), 1979  
 124-Lamonte Thompson, 24 att. vs. Fla. Tech (A), 2015  
 124-DeMarcus Blount, 18 att. vs. Valdosta State (H), 2004  
 124-Jermaine Roberts, 19 att. vs. Carson-Newm. (H), 1995  
 124-Tyrone Rush, 20 att. vs. Central Florida (H), 1989  
 124-DeMarcus Blount, 18 att. vs. Harding (H), 2002  
 123-Terence Humphrey, 15 att. vs. Alabama A&M (H), 2019  
 123-Diamond Simmons, 7 att., vs. Shorter (H), 2012  
 123-Tyrone Rush, 12 att. vs. West Alabama (H), 1993  
 123-Lamonte Thompson, 19 att. Florida Tech (H), 2015  
 122-DeMarcus Blount, 18 att. vs. S. Arkansas (H), 2004  
 122-Clarence Johnson, 16 att. vs. West Georgia (A), 1983  
 122-Mike Wilburn, 19 att. vs. Arkansas Tech (H), 1971  
 122-Cody Gross, 12 att. vs. Hampton (H), 1993  
 121-Chris Gunn, 24 att. vs. West Alabama (A), 2004  
 121-Kenyatta Jones, 16 att. vs. Miss. College (A), 1993  
 121-Ricky Gandy, 15 att. vs. Central Missouri (A), 1991  
 121-Joe Elmore, 15 att. vs. Middle Tennessee (H), 1952  
 121-Clarence Johnson, 29 att. vs. Delta State (H), 1985  
 121-Steven Hayden, 8 att. vs. West Alabama (H), 1997  
 120-Tyrone Rush, 17 att. vs. Central Missouri (A), 1991  
 120-Darryl Green, 25 att. vs. Valdosta State (H), 1989  
 120-Marvin Marsh, 21 att. vs. Virginia State (H), 1987  
 119-Lamonte Thompson, 17 att., vs. Valdosta State (H), 2012  
 119-Cody Gross, 17 att. vs. West Georgia (H), 1995  
 119-Stanley Gill, 15 att. vs. Virginia Union (H), 1983  
 119-Jerry Mizell, 16 att. vs. N.W. Louisiana (A), 1973  
 118-ShunDerrick Powell, 17 att. vs. Jacksonville State (N), 2022  
 118-Tyrone Rush, 22 att. vs. West Georgia (H), 1992

# 100-YARD RUSHERS BY YARDAGE

118-Marvin Marsh, 22 att, vs. Alabama A&M (H), 1986  
 118-Jack Redwine, vs. Arkansas State (H), 1957  
 118-DeMarcus Blount, 19 att, vs. Arkansas Tech (H), 2002  
 118-Lamonte Thompson, 10 att, vs. Langston (H), 2015  
 118-Diamond Simmons, 9 att, vs. Shorter (H), 2015  
 117-Diamond Simmons, 12 att, vs. UNC-Pembroke (H), 2015  
 117-Lamonte Thompson, 9 att, vs. Florida Tech (A), 2013  
 117-Mike McLendon, 20 att, vs. Arkansas Tech (A), 2008  
 117-Brian Satterfield, 22 att, vs. Valdosta State (A), 1990  
 116-Brian Satterfield, 20 att, vs. Hampton (H), 1993  
 116-Ricky Gandy, 16 att, vs. West Georgia (H), 1990  
 116-Mike Wilburn, 27 att, vs. Henderson State (A), 1971  
 115-Cody Gross, 11 att, vs. Albany State (H), 1995  
 115-Wesley Scott, 28 att, vs. Tennessee-Martin (H), 1984  
 114-Isaac Salter, 13 att, vs. Miles College (H), 1987  
 114-Marvin Marsh, 11 att, vs. Livingston (N), 1986  
 114-Greg Manson, 11 att, vs. Valdosta State (A), 1998  
 114-Jacob Tucker, 18 att, vs. Western Oregon (H), 2015  
 114-Lamonte Thompson, 23 att, vs. Valdosta State (A), 2015  
 113-Kenyatta Jones, 4 att, vs. West Georgia (H), 1993  
 113-Lamonte Thompson, 17 att, vs. Tarleton State (A), 2013  
 113-Tyrone Rush, 21 att, vs. Fort Valley (H), 1991  
 113-Reger Curry, 14 att, vs. Langston (H), 1981  
 113-Jason Veal, 14 att, vs. Southern Arkansas (H), 1996  
 113-Jason Veal, 23 att, vs. Valdosta State (A), 1996  
 113-Eric Packer, 12 att, vs. West Alabama (A), 2006  
 113-Jacob Tucker, 29 att, vs. Shepherd (A), 2016  
 112-Michael Bridgeforth, 5 att, vs. Delta State (A), 1997  
 112-Marc Merritt, 25 att, vs. Nicholls State (A), 1975  
 112-Cody Gross, 10 att, vs. Central Arkansas (H), 1994  
 112-A.J. Milwee, 19 att, vs. Newberry (H), 2006  
 111-Chris Alexander, 28 att, vs. West Alabama (A), 2012  
 111-Kyle Rea, 13 att, vs. Henderson State (H), 1999  
 111-Kyle Rea, 20 att, vs. Central Arkansas (A), 2000  
 111-Kenyatta Jones, 11 att, vs. West Georgia (A), 1994  
 111-Tyrone Rush, 12 att, vs. Mississippi College (H), 1992  
 111-Charles Johnson, 29 att, vs. N. Dakota State (N), 1985  
 111-Clarence Johnson, 8 att, vs. Virginia Union (H), 1980  
 111-Marc Merritt, 22 att, vs. Appalachian State (H), 1973  
 110-Mike McLendon, 12 att, vs. Southern Arkansas (H), 2008  
 110-Al Jackson, 10 att, vs. Albany State (H), 1995  
 110-Wendell Taylor, 11 att, vs. Arkansas State (H), 1954  
 110-Randy Vickers, 14 att, vs. West Georgia (H), 2004  
 110-Tim Hicks, 10 att, vs. Henderson State (A), 2009  
 109-Tyrone Rush, 19 att, vs. Jacksonville State (H), 1992  
 109-Marvin Marsh, 19 att, vs. Mississippi College (A), 1987  
 109-Maurice Brawley, 17 att, vs. East Tenn. State (A), 1977  
 109-Clarence Johnson, 18 att, vs. West Alabama (H), 1985  
 109-James Tannihill, 17 att, vs. Jacksonville St. (A), 1978  
 109-Rusty Towery, 11 att, vs. Troy State (A), 1983  
 108-Dre Hall, 10 att, vs. Miss. College (H), 2017  
 108-Nick Taylor, 22 att, vs. West Georgia (A), 2017  
 108-Chris Coffey, 18 att, vs. West Georgia (H), 2013  
 108-T.D. Jones, 14 att, vs. West Alabama (A), 1999  
 108-Marc Merritt, 12 att, vs. Nicholls State (A), 1973  
 108-Don Parker, 6 att, vs. Bethel (A), 1949  
 108-Lawson Fletcher, 19 att, vs. Miss. College (H), 1981

108-Milton Taylor, 16 att, vs. Langston (H), 1979  
 108-Tim Hicks, 18 att, vs. West Alabama (H), 2009  
 108-Jacob Tucker, 14 att, vs. Valdosta State (H), 2016  
 107-Jermaine Roberts, 20 att, vs. Pittsburg State (H), 1995  
 107-Carl Boley, 13 att, vs. Howard (H), 1949  
 107-Blake Boyd, 14 att, vs. Carson-Newman (A), 1978  
 107-Randy Vickers, 10 att, vs. Stillman (H), 2003  
 106-Brandenn Pickett, 5 att, vs. Harding (A), 2007  
 106-Robert Douthitt, 25 att, vs. West Alabama (H), 1960  
 106-Mike Metcalf, 15 att, vs. Henderson State (H), 1999  
 106-Greg Manson, 17 att, vs. SW Louisiana (A), 1997  
 106-Al Jackson, 11 att, vs. Alabama A&M (A), 1995  
 106-Cody Gross, 15 att, vs. West Georgia (A), 1994  
 106-Tyrone Rush, 14 att, vs. Fort Valley (A), 1992  
 106-Carl McCulley, 21 att, vs. Delta State (A), 1970  
 106-Wendell Taylor, 21 att, vs. Tennessee Tech (A), 1955  
 106-Johnny Grubb, 21 att, vs. Delta State (A), 1978  
 106-Jerrold Dennis, 10 att, vs. Ouachita Baptist (H), 2000  
 105-Damon Cox, 14 att, vs. Miss. College (H), 2018  
 105-Christian Lopez, 15 att, vs. Southern Utah (A), 2018  
 105-Marvin Marsh, 21 att, vs. West Georgia (H), 1986  
 105-Anthony Brooks, 14 att, vs. Valdosta State (H), 1994  
 104-Chris Alexander, 20 att, vs. Kentucky Christian (H), 2012  
 104-Darryl Green, 9 att, vs. West Georgia (H), 1990  
 104-Marvin Marsh, 22 att, vs. Delta State (H), 1987  
 104-Carl McCulley, 26 att, vs. Troy State (H), 1970  
 104-Randy Vickers, 16 att, vs. West Alabama (A), 2002  
 103-Lawson Fletcher, 21 att, vs. West Alabama (A), 1980  
 103-Clarence Johnson, 11 att, vs. Tuskegee (H), 1980  
 103-Kenyatta Jones, 11 att, vs. T. A&M-Kingsville (H), 1994  
 103-Anthony Merritt, 6 att, vs. Newberry (H), 2006  
 102-Terence Humphrey, 12 att, vs. Western Illinois (H), 2019  
 102-Lamonte Thompson, 21 att, vs. Miles (A), 2012  
 102-Mike Metcalf, 14 att, vs. West Alabama (A), 1999

102-Clarence Johnson, 26 att, vs. Miss. College (A), 1985  
 102-Brub Hamilton, vs. Troy State (A), 1955  
 102-Tyler Peterson, 15 att, vs. Henderson State (H), 1997  
 101-Marvin Marsh, 21 att, vs. Jacksonville State (A), 1986  
 101-Clarence Johnson, 14 att, vs. West Alabama (A), 1980  
 101-Wendell Taylor, 14 att, vs. Jacksonville State (H), 1954  
 101-Don Cornelius, vs. Henderson State (H), 1966  
 101-Marc Merritt, 19 att, vs. Delta State (A), 1974  
 101-Tyrone Rush, 15 att, vs. Hampton (H), 1993  
 101-Greg Manson, 23 att, vs. Carson-Newman (N), 1998  
 101-DeMarcus Blount, 13 att, vs. S. Arkansas (H), 2003  
 100-Eric Packer, 17 att, vs. Ark-Monticello (A), 2005  
 100-Cody Gross, 18 att, vs. Henderson State (H), 1995  
 100-Jason Veal, 16 att, vs. West Alabama (A), 1996

## ALL-TIME 100-YARD RUSHING GAMES IN NCAA PLAYOFFS

216	Brian Satterfield vs. Texas A&M-Kingsville	1993	Semifinal
198	A.J. Lamar vs. Albany State	1995	First Round
180	Brian Satterfield vs. Indiana, Pa.	1993	Championship
145	Jermaine Roberts vs. Ferris State	1995	Semifinal
136	A.J. Milwee vs. Newberry	2006	Second Round
141	Tyrone Rush vs. Hampton	1992	First Round
137	DeMarcus Blount vs. N.C. Central	2005	Second Round
132	Kenyatta Jones vs. Carson-Newman	1994	First Round
130	Lawson Fletcher vs. Virginia Union	1980	Quarterfinal
128	DeMarcus Blount vs. Valdosta State	2005	First Round
128	Brian Satterfield vs. Hampton	1992	First Round
124	Jermaine Roberts vs. Carson-Newman	1995	Quarterfinal
122	Cody Gross vs. Hampton	1993	Quarterfinal
116	Brian Satterfield vs. Hampton	1993	Quarterfinal
113	Jacob Tucker vs. Shepherd	2016	Semifinal
111	Clarence Johnson vs. Virginia Union	1980	Quarterfinal
111	Charles Johnson vs. North Dakota State	1985	Championship
107	Anthony Merritt vs. Newberry	2006	Second Round
107	Jermaine Roberts vs. Pittsburg State	1995	Championship
103	Kenyatta Jones vs. Texas A&M-Kingsville	1994	Championship
101	Tyrone Rush vs. Hampton	1993	Quarterfinal

\* Three UNA Lions rushed for more than 100 yards in the same game in the 1993 NCAA Quarterfinal vs. Hampton. Cody Gross had 122, Brian Satterfield 116 and Tyrone Rush 101.

# MOST 100-YARD RUSHING GAMES

## MOST 100-YARD RUSHING GAMES

### **Tyrone Rush (21)**

248-Tyrone Rush, 22 att, vs. Delta State (H), 1993  
175-Tyrone Rush, 18 att, vs. Delta State (A), 1992  
164-Tyrone Rush, 27 att, vs. Jacksonville State (A), 1991  
156-Tyrone Rush, 33 att, vs. Newberry (H), 1991  
143-Tyrone Rush, 22 att, vs. Livingston (H), 1989  
141-Tyrone Rush, 16 att, vs. Alabama A&M (H), 1992  
141-Tyrone Rush, 21 att, vs. Hampton (A), 1992  
137-Tyrone Rush, 23 att, vs. Portland State (A), 1993  
130-Tyrone Rush, 25 att, vs. West Alabama (A), 1992  
128-Tyrone Rush, 26 att, vs. Troy State (A), 1991  
127-Tyrone Rush, 21 att, vs. Valdosta State (A), 1993  
126-Tyrone Rush, 22 att, vs. Mississippi College (A), 1993  
124-Tyrone Rush, 20 att, vs. Central Florida (H), 1989  
123-Tyrone Rush, 12 att, vs. West Alabama (H), 1993  
120-Tyrone Rush, 17 att, vs. Central Missouri (A), 1991  
118-Tyrone Rush, 22 att, vs. West Georgia (H), 1992  
113-Tyrone Rush, 21 att, vs. Fort Valley (H), 1991  
111-Tyrone Rush, 12 att, vs. Mississippi College (H), 1992  
109-Tyrone Rush, 19 att, vs. Jacksonville State (H), 1992  
106-Tyrone Rush, 14 att, vs. Fort Valley (A), 1992  
101-Tyrone Rush, 15 att, vs. Hampton (H), 1993

### **Clarence Johnson (16)**

175-Clarence Johnson, 17 att, vs. Alabama A&M (H), 1982  
145-Clarence Johnson, 15 att, vs. Jacksonville St. (H), 1983  
138-Clarence Johnson, 19 att, vs. Tenn.-Martin (H), 1982  
136-Clarence Johnson, 19 att, vs. Savannah State (H), 1985  
133-Clarence Johnson, 27 att, vs. Jacksonville St. (H), 1985  
131-Clarence Johnson, 16 att, vs. Central Florida (A), 1983  
131-Clarence Johnson, 18 att, vs. Delta State (H), 1983  
128-Clarence Johnson, 7 att, vs. Valdosta State (A), 1982  
127-Clarence Johnson, 19 att, vs. Delta State (A), 1982  
122-Clarence Johnson, 16 att, vs. West Georgia (A), 1983  
121-Clarence Johnson, 29 att, vs. Delta State (H), 1985  
111-Clarence Johnson, 8 att, vs. Virginia Union (H), 1980  
109-Clarence Johnson, 18 att, vs. West Alabama (H), 1985  
103-Clarence Johnson, 11 att, vs. Tuskegee (H), 1980  
102-Clarence Johnson, 26 att, vs. Miss. College (A), 1985  
101-Clarence Johnson, 14 att, vs. West Alabama (A), 1980

### **Lamonte Thompson (13)**

189-Lamonte Thompson, 14 att, vs. Miles (H), 2013  
188-Lamonte Thompson, 27 att., vs. Miss. College (H), 2015  
173-Lamonte Thompson, 22 att., vs. Miles (A), 2015  
140-Lamonte Thompson, 25 att, vs. Valdosta St. (H), 2014  
132-Lamonte Thompson, 26 att., vs. Shorter (A), 2015  
124-Lamonte Thompson, 24 att, vs. Fla. Tech (A), 2014  
123-Lamonte Thompson, 19 att., vs. Fla. Tech (H), 2015  
119-Lamonte Thompson, 17 att, vs. Valdosta State (H), 2013  
118-Lamonte Thompson, 10 att, vs. Langston (H), 2014  
117-Lamonte Thompson, 9 att, vs. Florida Tech (A), 2013  
114-Lamonte Thompson, 23 att., vs. Valdosta State (A), 2015  
113-Lamonte Thompson, 17 att, vs. Tarleton State (A), 2013  
102-Lamonte Thompson, 21 att, vs. Miles (A), 2012

### **DeMarcus Blount (12)**

165-DeMarcus Blount, 19 att vs. Ark.-Monticello (H), 2003  
139-DeMarcus Blount, 21 att, vs. Arkansas Tech (A), 2003  
139-DeMarcus Blount, 20 att., vs. Ark.-Monticello (A), 2005  
137-DeMarcus Blount, 19 att., vs. N.C. Central (A), 2005  
129-DeMarcus Blount, 21 att, vs. CentralArkansas (A), 2002  
128-DeMarcus Blount, 33 att, vs. Valdosta State (A), 2005 (NCAA)  
126-DeMarcus Blount, 17 att, vs. West Georgia (H), 2002  
124-DeMarcus Blount, 18 att, vs. Harding (H), 2002  
124-DeMarcus Blount, 18 att, vs. Valdosta State (H), 2004  
122-DeMarcus Blount, 18 att, vs. SouthernArkansas (H), 2004  
118-DeMarcus Blount, 19 att, vs. Arkansas Tech (H), 2002

101-DeMarcus Blount, 13 att, vs. SouthernArkansas (H), 2003

### **Kenyatta Jones (10)**

161-Kenyatta Jones, 16 att, vs. Fort Valley State (A), 1994  
153-Kenyatta Jones, 18 att, vs. Delta State (A), 1994  
143-Kenyatta Jones, 15 att, vs. Portland State (A), 1993  
132-Kenyatta Jones, 20 att, vs. Carson-Newman (H), 1994  
131-Kenyatta Jones, 18 att, vs. Valdosta State (H), 1994  
127-Kenyatta Jones, 14 att, vs. Henderson State (H), 1993  
121-Kenyatta Jones, 16 att, vs. Miss. College (A), 1993  
113-Kenyatta Jones, 4 att, vs. West Georgia (H), 1993  
111-Kenyatta Jones, 11 att, vs. West Georgia (A), 1994  
103-Kenyatta Jones, 11 att, vs. TexasA&M-Kingsville (H), 1994

### **Brian Satterfield (9)**

243-Brian Satterfield, 10 att, vs. Fort Valley State (H), 1993  
216-Brian Satterfield, 29 att, vs. TX A&M-Kingsville (H), 1993  
190-Brian Satterfield, 19 att, vs. Miss. College (H), 1992  
180-Brian Satterfield, 23 att, vs. Indiana-Penn. (H), 1993  
128-Brian Satterfield, 10 att, vs. Fort Valley (A), 1992  
128-Brian Satterfield, 20 att, vs. Hampton (A), 1992  
127-Brian Satterfield, 20 att, vs. Valdosta State (A), 1992  
117-Brian Satterfield, 22 att, vs. Valdosta State (A), 1990  
116-Brian Satterfield, 20 att, vs. Hampton (H), 1993

### **Marvin Marsh (9)**

181-Marvin Marsh, 18 att, vs. Troy State (H), 1986  
172-Marvin Marsh, 23 att, vs. Delta State (A), 1986  
120-Marvin Marsh, 21 att, vs. Virginia State (H), 1987  
118-Marvin Marsh, 22 att, vs. Alabama A&M (H), 1986  
114-Marvin Marsh, 11 att, vs. Livingston (N), 1986  
109-Marvin Marsh, 19 att, vs. Mississippi College (A), 1987  
105-Marvin Marsh, 21 att, vs. West Georgia (H), 1986  
104-Marvin Marsh, 22 att, vs. Delta State (H), 1987  
101-Marvin Marsh, 21 att, vs. Jacksonville State (A), 1986

### **Greg Manson (9)**

160-Greg Manson, 18 att, vs. West Alabama (H), 1997  
158-Greg Manson, 21 att, vs. West Georgia (H), 1997  
156-Greg Manson, 11 att, vs. Arkansas Tech (A), 1997  
141-Greg Manson, 19 att, vs. Arkansas Tech (H), 1998  
138-Greg Manson, 13 att, vs. Arkansas-Monticello (A), 1998  
131-Greg Manson, 19 att, vs. Central Arkansas (A), 1997  
114-Greg Manson, 11 att, vs. Valdosta State (A), 1998  
106-Greg Manson, 17 att, vs. SW Louisiana (A), 1997  
101-Greg Manson, 23 att, vs. Carson-Newman (N), 1998

### **Lawson Fletcher (7)**

208-Lawson Fletcher, 28 att, vs. Middle Tenn. State (A), 1979  
167-Lawson Fletcher, 14 att, vs. Delta State (A), 1980  
162-Lawson Fletcher, 25 att, vs. Jacksonville State (H), 1979  
130-Lawson Fletcher, 18 att, vs. Virginia Union (H), 1980  
125-Lawson Fletcher, 28 att, vs. West Alabama (H), 1979  
108-Lawson Fletcher, 19 att, vs. Miss. College (H), 1981  
103-Lawson Fletcher, 21 att, vs. West Alabama (A), 1980

### **Wendell Taylor (7)**

211-Wendell Taylor, 34 att, vs. East Tennessee State (A), 1954  
148-Wendell Taylor, 19 att, vs. Troy State (H), 1954  
137-Wendell Taylor, 22 att, vs. Livingston (H), 1955  
134-Wendell Taylor, 22 att, vs. Troy State (A), 1955  
110-Wendell Taylor, 11 att, vs. Arkansas State (H), 1954  
106-Wendell Taylor, 21 att, vs. Tennessee Tech (A), 1955  
101-Wendell Taylor, 14 att, vs. Jacksonville State (H), 1954

### **Marc Merritt (7)**

138-Marc Merritt, 27 att, vs. Troy State (H), 1974  
136-Marc Merritt, 14 att, vs. Austin Peay (A), 1974  
127-Marc Merritt, 18 att, vs. S. E. Louisiana (A), 1975  
112-Marc Merritt, 25 att, vs. Nicholls State (A), 1975  
111-Marc Merritt, 22 att, vs. Appalachian State (H), 1973  
108-Marc Merritt, 12 att, vs. Nicholls State (A), 1973  
101-Marc Merritt, 19 att, vs. Delta State (A), 1974

### **ShunDerrick Powell (7)**

251-ShunDerrick Powell, 20 att, vs. Virginia-Wise (H), 2022  
218-ShunDerrick Powell, 29 att, vs. Eastern Kentucky (A), 2022  
207-ShunDerrick Powell, 23 att, vs. Austin Peay (H), 2022  
204-ShunDerrick Powell, 13 att, vs. Tarleton State (H), 2022  
159-ShunDerrick Powell, 22 att, vs. CentralArkansas (A), 2022  
151-ShunDerrick Powell, 30 att, vs. Tennessee Tech (H), 2022  
118-ShunDerrick Powell, 17 att, vs. Jacksonville State (N), 2022

### **A.J. Lamar (6)**

216-A.J. Lamar, 18 att, vs. Henderson State (H), 1995  
198-A.J. Lamar, 15 att, vs. Albany State (H), 1995-Playoffs  
179-A.J. Lamar, 16 att, vs. SouthernArkansas (H), 1996  
169-A.J. Lamar, 28 att, vs. CentralArkansas (H), 1996  
155-A.J. Lamar, 23 att, vs. West Georgia (A), 1996  
133-A.J. Lamar, 26 att, vs. Valdosta State (A), 1996

### **Cody Gross (6)**

122-Cody Gross, 12 att, vs. Hampton (H), 1993  
119-Cody Gross, 17 att, vs. West Georgia (H), 1995  
115-Cody Gross, 11 att, vs. Albany State (H), 1995  
112-Cody Gross, 10 att, vs. CentralArkansas (H), 1994  
106-Cody Gross, 15 att, vs. West Georgia (A), 1994  
100-Cody Gross, 18 att, vs. Henderson State (H), 1995

### **Curtis Sirmones (6)**

152-Curtis Sirmones, 15 att, vs. West Alabama (A), 1978  
148-Curtis Sirmones, 13 att, vs. East Tennessee (A), 1977  
143-Curtis Sirmones, 21 att, vs. Troy State (A), 1977  
133-Curtis Sirmones, 20 att, vs. Delta State (A), 1978  
130-Curtis Sirmones, 15 att, vs. Carson-Newman (A), 1978  
125-Curtis Sirmones, 27 att, vs. S.E. Louisiana (H), 1978

### **Tyler Peterson (5)**

200-Tyler Peterson, 20 att, vs. Harding (A), 2000  
140-Tyler Peterson, 18 att, vs. SW Louisiana (A), 1997  
137-Tyler Peterson, 17 att, vs. Pittsburg State (H), 1999  
102-Tyler Peterson, 15 att, vs. Henderson State (H), 1997  
100-Tyler Peterson, 18 att, vs. West Georgia (H), 1997

### **Randy Vickers (5)**

195-Randy Vickers, 22 att, vs. Lambuth (H), 2001  
155-Randy Vickers, 27 att, vs. CentralArkansas (H), 2001  
110-Randy Vickers, 14 att, vs. West Georgia (H), 2004  
104-Randy Vickers, 16 att, vs. West Alabama (A), 2002  
107-Randy Vickers, 10 att, vs. Stillman (H), 2003

### **Robert Douthitt (5)**

225-Robert Douthitt, 24 att, vs. UT-Martin (H), 1960  
200-Robert Douthitt, 35 att, vs. Jax State (A), 1960  
137-Robert Douthitt, 25 att, vs. Murray State (A), 1959  
135-Robert Douthitt, 21 att vs. Austin Peay (A), 1960  
106-Robert Douthitt, 25 att vs. West Alabama (H), 1960

### **Tommy Compton (4)**

182-Tommy Compton, 23 att, vs. Delta State (A), 1988  
142-Tommy Compton, 22 att, vs. Central Florida (A), 1988  
136-Tommy Compton, 36 att, vs. Livingston (A), 1988  
127-Tommy Compton, 28 att, vs. Valdosta State (A), 1988

### **Jack Redwine (4)**

192-Jack Redwine, 17 att, vs. West Alabama, 1957  
180-Jack Redwine, 10 att, vs. Jacksonville State (H), 1956  
148-Jack Redwine, 10 att, vs. Morningside (H), 1957  
118-Jack Redwine, vs. Arkansas State (H), 1957

# MOST 100-YARD RUSHING GAMES

## Jacob Tucker (4)

114-Jacob Tucker, 18 att., vs. Western Oregon (H), 2015  
 108-Jacob Tucker, 14 att., vs. Valdosta State (H), 2016  
 132-Jacob Tucker, 18 att., vs. North Greenville (H), 2016  
 113-Jacob Tucker, 29 att., vs. Shepherd (A), 2016

## Mike Metcalf (3)

129-Mike Metcalf, 23 att., vs. Henderson State (H), 2000  
 106-Mike Metcalf, 15 att., vs. Henderson State (H), 1999  
 102-Mike Metcalf, 14 att., vs. West Alabama (A), 1999

## Kyle Rea (3)

137-Kyle Rea, 14 att., vs. Henderson State (H), 2000  
 111-Kyle Rea, 13 att., vs. Henderson State (H), 1999  
 111-Kyle Rea, 20 att., vs. Central Arkansas (A), 2000

## Jason Veal (3)

113-Jason Veal, 14 att., vs. Southern Arkansas (H), 1996  
 113-Jason Veal, 23 att., vs. Valdosta State (A), 1996  
 100-Jason Veal, 16 att., vs. West Alabama (A), 1996

## Jermaine Roberts (3)

145-Jermaine Roberts, 17 att., vs. Ferris State (H), 1995  
 124-Jermaine Roberts, 19 att., vs. Carson-Newman (H), 1995  
 107-Jermaine Roberts, 20 att., vs. Pittsburg State (H), 1995

## Joe Elmore (3)

137-Joe Elmore, vs. Conway State (H), 1952  
 136-Joe Elmore, vs. Union (A), 1952  
 121-Joe Elmore, 15 att., vs. Middle Tennessee (H), 1952

## Mike McLendon (3)

126-Mike McLendon, 12 att., vs. West Alabama (A), 2008  
 177-Mike McLendon, 20 att., vs. Arkansas Tech (A), 2008  
 110-Mike McLendon, 12 att., vs. Southern Arkansas (H), 2008

## Tim Hicks (3)

180-Tim Hicks, 18 att., vs. Delta State (H), 2009  
 110-Tim Hicks, 10 att., vs. Henderson State (A), 2009  
 109-Tim Hicks, 18 att., vs. West Alabama (H), 2009

## Wes Holland (3)

136-Wes Holland, 19 att., Ouachita Baptist (A), 2010  
 129-Wes Holland, 12 att., vs. Delta State (A), 2010  
 154-Wes Holland, 27 att., vs. West Georgia (H), 2011

## Diamond Simmons (3)

123-Diamond Simmons, 7 att., vs. Shorter (H), 2012  
 118-Diamond Simmons, 9 att., vs. Shorter (H), 2014  
 117-Diamond Simmons, 12 att., vs. UNC-Pembroke (H), 2015

## Two 100-yard Games

Players with two career 100-yard rushing games: Terence Humphrey, Nick Taylor, Chris Alexander, Ricky Gandy, Darryl Green, Brub Hamilton, Al Jackson, Charles Johnson, David McCants, Eric Packer, Monk Romine, Burnis Rose, Leonard Thomas and Mike Wilburn.



Clarence Johnson had 16 career games with more than 100-yards rushing, the second most by any Lion.



Four of Brian Satterfield's career 100-yard rushing games were in the NCAA Playoffs, including two playoff contests against Hampton in 1992 and 1993.

# 100-YARD RUSHERS

## PLAYERS WHO HAVE RUSHED FOR 100 YARDS IN A GAME AT UNA (91)

### Alphabetical

Chris Alexander	2
DeMarcus Blount	12
Carl Boley	1
Blake Boyd	1
Maurice Brawley	1
Michael Bridgeforth	1
Anthony Brooks	1
Benny Burns	1
Thomas Calhoun	1
Travis Carswell	1
Chris Coffey	1
Tommy Compton	4
Don Cornelius	1
Damon Cox	1
Reger Curry	1
Carrel Daniel	1
Jerrold Dennis	1
Robert Douthitt	5
Parker Driggers	1
Joe Elmore	3
Lawson Fletcher	7
Ricky Gandy	2
Stanley Gill	1
Darryl Green	2
Cody Gross	6
Johnny Grubb	1
Chris Gunn	1
Dre Hall	1
Brub Hamilton	2
Steven Hayden	1
Tim Hicks	3
Wes Holland	3
Chris Holt	1
Terence Humphrey	2
Antwan Ivey	1
Glenn Ivy	1
Al Jackson	2
Charles Johnson	2
Clarence Johnson	16
Kenyatta Jones	10
T.D. Jones	1
A.J. Lamar	6
Christian Lopez	1
Greg Manson	9
Marvin Marsh	9
David McCants	2
Carl McCulley	2
Mike McLendon	3
Anthony Merritt	1
Marc Merritt	7
Mike Metcalf	3
Jerry Mizell	1

Gary Newsome	1
Eric Packer	2
Don Parker	1
George Perkins	1
Tyler Peterson	5
Brandenn Pickett	1
ShunDerrick Powell	7
Jack Redwine	4
Kyle Rea	3
Jermaine Roberts	3
Monk Romine	2
Burnis Rose	2
Tyrone Rush	21
Isaac Salter	1
Brian Satterfield	9
Wesley Scott	1
Diamond Simmons	3
Curtis Sirmones	6
Terry Stokesberry	1
James Tanniehill	1
Nick Taylor	2
Milton Taylor	1
Wendell Taylor	7
Leonard Thomas	2
Lamonte Thompson	13
Rusty Towery	1
Jacob Tucker	4
Morris Turrell	1
Jason Veal	3
Randy Vickers	5
Larry Webb	1
Mike Wilburn	2
Larry Yancey	1

## PLAYERS WHO HAVE RUSHED FOR 100 YARDS IN A GAME AT UNA (91)

### By Number of Games

Tyrone Rush	21
Clarence Johnson	16
Lamonte Thompson	13
DeMarcus Blount	12
Kenyatta Jones	10
Greg Manson	9
Marvin Marsh	9
Brian Satterfield	9
Lawson Fletcher	7
Marc Merritt	7
Wendell Taylor	7
ShunDerrick Powell	7
Cody Gross	6
A.J. Lamar	6
Curtis Sirmones	6
Robert Douthitt	5
Tyler Peterson	5



# 100-YARD RUSHERS

Randy Vickers	5
Tommy Compton	4
Jack Redwine	4
Jacob Tucker	4
Joe Elmore	3
Tim Hicks	3
Wes Holland	3
Kyle Rea	3
Jermaine Roberts	3
Mike McLendon	3
Mike Metcalf	3
Jason Veal	3
Diamond Simmons	3
Chris Alexander	2
Ricky Gandy	2
Darryl Green	2
Brub Hamilton	2
Terence Hunphrey	2
Al Jackson	2
Charles Johnson	2
David McCants	2
Carl McCulley	2
Eric Packer	2
Monk Romine	2
Burnis Rose	2
Nick Taylor	2
Leonard Thomas	2
Mike Wilburn	2
Carl Boley	1
Blake Boyd	1
Maurice Brawley	1
Michael Bridgeforth	1
Anthony Brooks	1
Benny Burns	1
Thomas Calhoun	1
Travis Carswell	1
Chris Coffey	1
Don Cornelius	1
Damon Cox	1
Reger Curry	1
Carrel Daniel	1
Jerrold Dennis	1
Parker Driggers	1
Stanley Gill	1
Johnny Grubb	1
Chris Gunn	1
Dre Hall	1
Steven Hayden	1
Chris Holt	1
Antwan Ivey	1
Glenn Ivy	1
T.D. Jones	1
Christian Lopez	1
Anthony Merritt	1
Jerry Mizell	1
Gary Newsome	1

Don Parker	1
George Perkins	1
Brandenn Pickett	1
Isaac Salter	1
Wesley Scott	1
Terry Stookesberry	1
James Tanniehill	1
Milton Taylor	1
Rusty Towery	1
Morris Turrell	1
Larry Webb	1
Larry Yancey	1

## MOST 100-YARD RUSHING GAMES BY A QUARTERBACK

Cody Gross	6
Tyler Peterson	5
Jacob Tucker	4
Tommy Compton	4
Chris Alexander	2
Travis Carswell	1
Don Cornelius	1
Johnny Grubb	1
Chris Gunn	1
Chris Holt	1
Christian Lopez	1
Rusty Towery	1



*Rusty Towery is one of 12 Lion quarterbacks to rush for more than 100 yards in a game.*

# 100-YARD RUSHERS BY SEASON

## UNA'S ALL-TIME 100-YARD RUSHERS BY YEAR

Year	Player	Date	Opponent	Yards	Att
1949	Carl Boley	Oct. 8	Samford (H)	107	13
	Don Parker	Nov. 12	Bethel (A)	108	6
1951	Monk Romine	Nov. 10	Central Arkansas (H)	203	
1952	Joe Elmore	Sept. 22	Union (A)	136	
	Joe Elmore	Nov. 1	Middle Tennessee (H)	121	15
	Joe Elmore	Nov. 8	Central Arkansas (H)	137	
1953	Monk Romine	Oct. 10	Arkansas State (A)	138	
1954	Wendell Taylor	Oct. 9	Arkansas State (H)	110	11
	Wendell Taylor	Nov. 6	Troy State (H)	148	19
	Wendell Taylor	Nov. 13	Jacksonville State (H)	101	14
	Wendell Taylor	Nov. 20	East Tenn. State (A)	211	34
1955	Wendell Taylor	Sept. 17	Tennessee Tech (A)	106	21
	Brub Hamilton	Sept. 24	Henderson State (H)	155	14
	Wendell Taylor	Oct. 15	West Alabama (H)	137	22
	Wendell Taylor	Nov. 5	Troy State (A)	134	22
	Brub Hamilton	Nov. 5	Troy State (A)	102	
1956	Jack Redwine	Nov. 10	Jacksonville State (H)	180	10
1957	Jack Redwine	Oct. 5	Arkansas State (H)	118	
	Jack Redwine	Nov. 23	West Alabama (H)	192	17
	Jack Redwine	Nov. 9	Morningside (H)	148	10
1958	Carrel Daniel	Nov. 22	Austin Peay (A)	146	14
1959	Robert Douthitt	Sept. 26	Murray State (A)	137	25
1960	Robert Douthitt	Oct. 8	West Alabama (H)	106	25
	Robert Douthitt	Nov. 5	Jax State (A)	200	35
	Larry Yancey	Nov. 12	Austin Peay (A)	161	15
	Robert Douthitt	Nov. 12	Austin Peay (A)	135	21
	Robert Douthitt	Nov. 19	UT-Martin (H)	225	24
1965	George Perkins	Oct. 23	Troy State (A)	172	
1966	Don Cornelius	Oct. 15	Henderson State (H)	101	
1967	Benny Burns	Sept. 23	Gordon Military (H)	148	
1969	Leonard Thomas	Nov. 15	UT-Martin (A)	225	33
1970	Carl McCulley	Sept. 26	Delta State (A)	106	21
	Carl McCulley	Oct. 24	Troy State (H)	104	26
	Leonard Thomas	Nov. 21	Jacksonville St (A)	129	11
1971	Mike Wilburn	Oct. 9	Arkansas Tech (H)	122	19
	Mike Wilburn	Oct. 16	Henderson State, (A)	116	27
1973	Jerry Mizell	Oct. 13	N.W. Louisiana (A)	119	16
	Marc Merritt	Oct. 27	Nicholls State (A)	108	12
	Marc Merritt	Nov. 3	Appalachian State (H)	111	22

# 100-YARD RUSHERS BY SEASON

1974	Marc Merritt	Oct. 26	Troy State (H)	138	27
	Marc Merritt	Oct. 5	Delta State (A)	101	19
	Marc Merritt	Oct. 19	Austin Peay (A)	136	14
1975	Marc Merritt	Sept. 14	S. E. Louisiana (A)	127	18
	Burnis Rose	Nov. 8	Nicholls State (A)	189	15
	Marc Merritt	Nov. 8	Nicholls State (A)	112	25
1976	Burnis Rose	Oct. 9	Alabama A&M (H)	165	12
1977	Curtis Sirmones	Sept. 10	East Tennessee (A)	148	13
	Maurice Brawley	Sept. 10	East Tenn. State (A)	109	17
	Terry Stookesberry	Oct. 8	Alabama A&M (A)	139	7
	Curtis Sirmones	Oct. 22	Troy State (A)	143	21
1978	Curtis Sirmones	Sept. 9	Carson-Newman (A)	130	15
	Blake Boyd	Sept. 9	Carson-Newman (A)	107	14
	Curtis Sirmones	Sept. 16	West Alabama (A)	152	15
	Curtis Sirmones	Sept. 23	S.E. Louisiana (H)	125	27
	Curtis Simones	Sept. 30	Delta State (A)	133	20
	Johnny Grubb	Sept. 30	Delta State (A)	106	21
	James Tanniehill	Nov. 18	Jacksonville St. (A)	109	17
1979	Milton Taylor	Sept. 1	Langston (H)	108	16
	Lawson Fletcher	Sept. 8	Middle Tenn. St. (A)	208	28
	Chris Holt	Sept. 15	West Alabama (H)	153	18
	Lawson Fletcher	Sept. 15	West Alabama (H)	125	28
	Lawson Fletcher	Nov. 17	Jacksonville St (H)	162	25
1980	Lawson Fletcher	Sept. 20	West Alabama (A)	103	21
	Clarence Johnson	Sept. 20	West Alabama (A)	101	14
	Clarence Johnson	Sept. 27	Tuskegee (H)	103	11
	Lawson Fletcher	Oct. 4	Delta State (A)	167	14
	Lawson Fletcher	Nov. 29	Virginia Union (H)	130	18
	Clarence Johnson	Nov. 29	Virginia Union (H)	111	8
1981	Thomas Calhoun	Oct. 3	Delta State (H)	139	14
	Reger Curry	Oct. 17	Langston (H)	113	14
	Lawson Fletcher	Nov. 14	Miss. College (H)	108	19
1982	Clarence Johnson	Oct. 3	Delta State (A)	127	19
	Clarence Johnson	Oct. 9	Alabama A&M (H)	175	17
	Clarence Johnson	Oct. 16	Tenn.-Martin (H)	138	19
	Gary Newsome	Oct. 30	Valdosta State (A)	131	19
	Clarence Johnson	Oct. 30	Valdosta State (A)	128	7
1983	Clarence Johnson	Sept. 24	Central Florida (A)	131	16
	Clarence Johnson	Oct. 1	Delta State (H)	131	18
	Rusty Towery	Oct. 22	Troy State (A)	109	11
	Clarence Johnson,	Nov. 12	West Georgia (A)	122	16
	Clarence Johnson	Nov. 19	Jacksonville St. (H)	145	15
	Stanley Gill	Nov. 26	Virginia Union (H)	119	15
1984	Wesley Scott	Oct. 13	Tennessee-Martin (H)	115	28
1985	Clarence Johnson	Sept. 7	Miss. College (A)	102	26
	Clarence Johnson	Sept. 28	Savannah St (H)	136	19
	Clarence Johnson	Oct. 5	Delta State (H)	121	29
	Glenn Ivy	Oct. 26	Jacksonville State (H)	150	20
	Clarence Johnson	Oct. 26	Jacksonville St. (H)	133	27
	Clarence Johnson	Nov. 9	West Alabama (H)	109	18
	Larry Webb	Nov. 16	West Georgia (A)	163	29

# 100-YARD RUSHERS BY SEASON

	Charles Johnson	Nov. 23	Valdosta State (H)	163	12
	Charles Johnson	Dec. 14	N. Dakota State (N)	111	29
1986	Marvin Marsh	Oct. 4	Delta State (A)	172	23
	Marvin Marsh	Oct. 11	Alabama A&M (H)	118	22
	Marvin Marsh	Oct. 25	Jacksonville State (A)	101	21
	Marvin Marsh	Nov. 1	Troy State (H)	181	18
	Marvin Marsh	Nov. 8	Livingston (N)	114	11
	Marvin Marsh	Nov. 15	West Georgia (H)	105	21
	Morris Turrell	Nov. 15	West Georgia (H)	201	17
1987	Marvin Marsh	Sept. 12	Virginia State (H)	120	21
	Isaac Salter	Sept. 5	Miles College (H)	114	13
	Marvin Marsh	Sept. 15	Mississippi College (A)	109	19
	Marvin Marsh	Oct. 3	Delta State (H)	104	22
1988	Tommy Compton	Sept. 24	Delta State (A)	182	23
	Tommy Compton	Oct. 1	Central Florida (A)	142	22
	Tommy Compton	Oct. 29	West Alabama (A)	136	36
	Tommy Compton	Nov. 12	Valdosta State (A)	127	28
1989	Tyrone Rush	Sept. 30	Central Florida (H)	124	20
	Tyrone Rush	Oct. 28	West Alabama (H)	143	22
	Darryl Green	Nov. 11	Valdosta State (H)	120	25
1990	Ricky Gandy	Oct. 13	Jacksonville State (A)	125	15
	Ricky Gandy	Nov. 3	West Georgia (H)	116	16
	Darryl Green	Nov. 3	West Georgia (H)	104	9
	Brian Satterfield	Nov. 10	Valdosta State (A)	117	22
1991	Ricky Gandy	Sept. 7	Central Missouri (A)	121	15
	Tyrone Rush	Sept. 7	Central Missouri (A)	120	17
	Tyrone Rush	Oct. 5	Newberry (H)	156	33
	Tyrone Rush	Oct. 12	Fort Valley (H)	113	21
	Tyrone Rush	Oct. 19	Jacksonville State (A)	164	27
	Tyrone Rush	Oct. 26	Troy State (A)	128	26
1992	Brian Satterfield	Sept. 12	Mississippi College (H)	190	19
	Tyrone Rush	Sept. 12	Mississippi College (H)	111	12
	Tyrone Rush	Sept. 19	Alabama A&M (H)	141	16
	Tyrone Rush	Sept. 26	Delta State (A)	175	18
	Brian Satterfield	Oct. 10	Fort Valley (A)	128	10
	Tyrone Rush	Oct. 10	Fort Valley (A)	106	14
	Tyrone Rush	Oct. 31	West Alabama (A)	130	25
	Tyrone Rush	Nov. 7	West Georgia (H)	118	22
	Brian Satterfield	Nov. 14	Valdosta State (A)	127	20
	Brian Satterfield	Nov. 21	Hampton (A)	128	20
	Tyrone Rush	Nov. 28	Jacksonville State (H)	109	19
1993	Brian Satterfield	Sept. 4	Fort Valley State (H)	243	10
	Tyrone Rush	Sept. 25	Delta State (H)	248	22
	Kenyatta Jones	Oct. 2	Portland State (A)	143	15
	Tyrone Rush	Oct. 2	Portland State (A)	137	23
	Tyrone Rush	Oct. 9	Mississippi College (A)	126	22
	Kenyatta Jones	Oct. 9	Miss. College (A)	121	16
	Kenyatta Jones	Oct. 16	Henderson State (H)	127	14
	Tyrone Rush	Oct. 30	West Alabama (H)	123	12
	Tyrone Rush	Nov. 6	Valdosta State (A)	127	21
	Kenyatta Jones	Nov. 13	West Georgia (H)	113	4
	Brian Satterfield	Nov. 27	Hampton (H)	116	20
	Tyrone Rush	Nov. 27	Hampton (H)	101	15
	Cody Gross	Nov. 27	Hampton (H)	122	12

# 100-YARD RUSHERS BY SEASON

	Brian Satterfield	Dec. 4	Texas A&M-Kingsville (H)	216	29
	Brian Satterfield.	Dec. 11	Indiana-Penn. (H)	180	23
1994	Kenyatta Jones	Sept. 3	Fort Valley State (A)	161	16
	Kenyatta Jones	Sept. 24	Delta State (A)	153	18
	Cody Gross	Oct. 22	Central Arkansas (H)	112	10
	Kenyatta Jones	Nov. 12	West Georgia (A)	111	11
	Cody Gross	Nov. 12	West Georgia (A)	106	15
	Kenyatta Jones	Nov. 19	Carson-Newman (H)	132	20
	Kenyatta Jones	Nov. 26	Valdosta State (H)	131	18
	Anthony Brooks	Nov. 26	Valdosta State (H)	105	14
	Kenyatta Jones	Dec. 10	Texas A&M-Kingsville (H)	103	11
1995	A.J. Lamar	Sept. 2	Albany State (H)	198	15
	Cody Gross	Sept. 2	Albany State (H)	115	11
	Al Jackson	Sept. 2	Albany State (H)	110	10
	Al Jackson	Sept. 9	Alabama A&M (A)	106	11
	Cody Gross	Oct. 7	West Georgia (H)	119	17
	Cody Gross	Oct. 21	Henderson State (H)	100	18
	A.J. Lamar	Oct. 21	Henderson State (H)	216	18
	Jermaine Roberts	Nov. 25	Carson-Newm. (H)	124	19
	Jermaine Roberts	Dec. 2	Ferris State (H)	145	17
	Jermaine Roberts	Dec. 9	Pittsburg State (H)	107	20
1996	A.J. Lamar	Sept. 14	Southern Arkansas (H)	179	16
	Jason Veal	Sept. 14	Southern Arkansas (H)	113	14
	A.J. Lamar	Oct. 5	Valdosta State (A)	133	26
	Jason Veal	Oct. 5	Valdosta State (A)	113	23
	A.J. Lamar	Nov. 2	Central Arkansas (H)	169	28
	A.J. Lamar	Nov. 9	West Georgia (A)	155	23
	Jason Veal	Nov. 16	West Alabama (A)	100	16
1997	Greg Manson	Sept. 27	Arkansas Tech (A)	156	11
	Travis Carswell	Sept. 27	Arkansas Tech (A)	148	14
	Tyler Peterson	Oct. 11	SW Louisiana (A)	140	18
	Greg Manson	Oct. 11	SW Louisiana (A)	106	17
	Michael Bridgeforth	Oct. 18	Delta State (A)	112	5
	Tyler Peterson	Oct. 25	Henderson State (H)	102	15
	Greg Manson	Nov. 1	Central Arkansas (A)	131	19
	Greg Manson	Nov. 8	West Georgia (H)	158	21
	Tyler Peterson	Nov. 8	West Georgia (H)	100	18
	Greg Manson	Nov. 15	West Alabama (H)	160	18
	Steven Hayden	Nov. 15	West Alabama (H)	121	8
1998	Greg Manson	Sept. 5	Carson-Newman (N)	101	23
	Greg Manson	Oct. 3	Ark.-Monticello (A)	138	13
	Greg Manson	Oct. 31	Arkansas Tech (H)	141	19
	Greg Manson	Nov. 7	Valdosta State (A)	114	11
1999	Tyler Peterson	Sept. 4	Pittsburg State (H)	137	17
	Kyle Rea	Oct. 23	Henderson State (H)	108	13
	Mike Metcalf	Oct. 23	Henderson State (H)	106	15
	Mike Metcalf	Nov. 13	West Alabama (A)	102	14
	T.D. Jones	Nov. 13	West Alabama (A)	106	14
2000	Kyle Rea	Sept. 30	Central Arkansas (A)	111	20
	Kyle Rea	Oct. 7	Henderson State (H)	137	14
	Mike Metcalf	Oct. 7	Henderson State (H)	129	23
	Jerrold Dennis	Oct. 14	Ouachita Baptist (H)	106	10
	Tyler Peterson	Oct. 21	Harding (A)	200	20

# 100-YARD RUSHERS BY SEASON

---

2001	Randy Vickers	Sept. 1	Lambuth (H)	195	22
	Randy Vickers	Sept. 29	Central Arkansas (H)	155	27
2002	Jake Warren	Sept. 7	Lambuth (A)	128	11
	DeMarcus Blount	Sept. 21	Harding (H)	124	18
	DeMarcus Blount	Oct. 19	Arkansas Tech (H)	118	19
	DeMarcus Blount	Oct. 26	C. Arkansas (A)	129	21
	DeMarcus Blount	Nov. 9	West Georgia (H)	126	17
	Randy Vickers	Nov. 16	West Alabama (A)	104	16
2003	Randy Vickers	Sept. 6	Stillman (H)	107	10
	DeMarcus Blount	Sept. 27	Ark-Monticello (H)	165	19
	DeMarcus Blount	Oct. 18	Arkansas Tech (A)	139	21
	DeMarcus Blount	Nov. 22	S. Arkansas (H)	101	13
2004	DeMarcus Blount	Oct. 9	S. Arkansas (H)	122	18
	DeMarcus Blount	Oct. 23	Valdosta State (H)	124	18
	Randy Vickers	Oct. 30	West Georgia (H)	110	14
	Chris Gunn	Nov. 6	West Alabama (A)	121	24
2005	DeMarcus Blount	Sept. 10	Ark.-Monticello (A)	139	20
	Eric Packer	Sept. 10	Ark-Monticello (A)	100	17
	DeMarcus Blount	Oct. 20	Valdosta St (A)	128	33
	DeMarcus Blount	Nov. 19	N.C. Central (A)	137	19
2006	Eric Packer	Nov. 11	West Alabama (A)	113	12
	A.J. Milwee	Nov. 25	Newberry (H)	112	19
	Anthony Merritt	Nov. 25	Newberry (H)	103	6
2007	Brandenn Pickett	Sept. 13	Harding (A)	106	5
	David McCants	Sep. 29	Arkansas Tech (A)	100	21
2008	Mike McLendon	Aug. 28	Southern Arkansas (H)	110	12
	David McCants	Sept. 20	West Georgia (A)	146	6
	Mike McLendon	Sept. 20	West Alabama (A)	126	12
	Mike McLendon	Oct. 4	Arkansas Tech (A)	117	20
2009	Tim Hicks	Sept. 12	Henderson State (A)	110	10
	Tim Hicks	Oct. 15	Delta State (H)	180	18
	Tim Hicks	Nov. 7	West Alabama (H)	108	18
2010	Wes Holland	Oct. 23	Ouachita Baptist (A)	136	19
	Wes Holland	Oct. 28	Delta State (A)	129	12
2011	Antwan Ivey	Sept. 1	Central Oklahoma (H)	140	10
	Wes Holland	Nov. 5	West Georgia (H)	154	27
2012	Lamonte Thompson	Sept. 2	Miles (A)	102	21
	Chris Alexander	Sept. 15	Kentucky Christian (H)	104	20
	Diamond Simmons	Sept. 29	Shorter (H)	123	7
	Lamonte Thompson	Oct. 13	Valdosta State (H)	119	17
	Chris Alexander	Nov. 8	West Alabama (A)	111	8
2013	Lamonte Thompson	Sept. 5	Miles (H)	189	14
	Chris Coffey	Oct. 12	West Georgia (H)	108	18
	Lamonte Thompson	Nov. 9	Florida Tech (A)	117	9
	Lamonte Thompson	Nov. 16	Tarleton State (A)	113	17

# 100-YARD RUSHERS BY SEASON

---

2014	Lamonte Thompson	Sept. 20	Langston (H)	118	10
	Lamonte Thompson	Sept. 27	Valdosta St. (H)	140	25
	Jacob Tucker	Oct. 4	Western Oregon (H)	114	18
	Lamonte Thompson	Oct. 18	Florida Tech (A)	124	24
	Diamond Simmons	Nov. 8	Shorter (H)	118	9
2015	Lamonte Thompson	Sept. 6	Miles (A)	173	22
	Lamonte Thompson	Sept. 12	Miss. College (H)	188	27
	Lamonte Thompson	Sept. 26	Florida Tech (H)	123	19
	Lamonte Thompson	Oct. 3	Valdosta State (A)	114	23
	Diamond Simmons	Oct. 17	UNC-Pembroke (H)	117	12
	Lamonte Thompson	Nov. 7	Shorter (A)	132	26
2016	Jacob Tucker	Sept. 17	Valdosta State (H)	108	14
	Jacob Tucker	Oct. 22	North Greenville (H)	132	18
	Jacob Tucker	Dec. 10	Shepherd (A)	113	29
2017	Nick Taylor	Sept. 30	West Georgia (A)	108	22
	Nick Taylor	Nov. 11	Miss. College (H)	133	25
	Dre Hall	Nov. 11	Miss. College (H)	108	10

## Division I Era

---

2018	Christian Lopez	Sept. 1	Southern Utah (A)	105	15
	Damon Cox	Oct. 13	Mississippi College (H)	105	14
2019	Terence Humphrey	Aug. 28	Western Illinois (H)	102	12
	Terence Humphrey	Sept. 14	Alabama A&M (H)	123	15
2021	Parker Driggers	Oct. 16	Robert Morris (H)	145	12
2022	ShunDerrick Powell	Sept. 10	Virginia-Wise (H)	251	20
	ShunDerrick Powell	Sept. 24	Tarleton State (H)	204	13
	ShunDerrick Powell	Oct. 15	Jacksonville State (N)	118	17
	ShunDerrick Powell	Oct. 22	Eastern Kentucky (A)	218	29
	ShunDerrick Powell	Oct. 29	Central Arkansas (A)	159	22
	ShunDerrick Powell	Nov. 5	Austin Peay (H)	207	23
	ShunDerrick Powell	Nov. 12	Tennessee Tech (H)	151	30

# TOP CAREER PASSERS & RECEIVERS

## Most Career Passing Yards

Yds	Player	Year	Att.	Comp
8436	A.J. Milwee	2005-08	1030	677
8374	Luke Wingo	2012-15	932	598
6373	Lee Chapple	2010-11	848	537
6166	Will Hall	2002-03	693	471
5131	Vinnie Saylor	2003-05	746	440
4883	Christian Lopez	2018-19	592	331
4692	Tyler Peterson	1997-00	613	293
4309	Don Cornelius	1964-67	637	332
3823	Harrison Beck	2009	505	293
3684	Cody Gross	1992-95	396	203
3634	Jacob Tucker	2013-16	440	254
3287	Rusty Towery	1979-83	486	253
2903	Randy Elmore	1969-72	444	201
2834	Craig Bryant	1988-90	389	206
2587	Bobby Duncan	1981-84	356	204
2372	Fred Wiley	1980-81	258	140
<b>2149</b>	<b>Noah Walters</b>	<b>2022</b>	<b>285</b>	<b>151</b>
1963	Joe Elmore	1951-53	243	104
1935	Lonnie Mister	1986-87	297	144
1868	Blake Dever	2019-21	155	233
1867	Steve Clark	1974-75	251	131
1747	Rett Files	2018-22	145	230
1512	Raymond Weaver	1972-73	262	103
1306	Phil Logan	1968-69	227	91
1213	Johnny Grubb	1977-79	170	82
1580	Lee Mayhall	2012-15	131	10
1530	Anthony Merritt	2003-06	132	12
1387	Joemal Campbell	2006-08	114	8
1330	James Moore	1997-00	71	12
1312	Troy Nelson	1988-91	85	14
1225	Chip Long	2002-05	97	10
1205	Germaine Young	1982-84	75	10
1169	Jakobi Byrd	2018-20	105	9
<b>1169</b>	<b>Takairee Kenebrew</b>	<b>2018-22</b>	<b>56</b>	<b>16</b>
1138	Jerry Hill	1977-80	61	7
1109	Martin Huggins	2002-04	69	6
1092	Corson Swan	2018-22	71	8
1091	Delvon Carpenter	2014, 17	65	6
1090	James Trimble	1969-72	75	4
1070	Derrick Coffey	1986-89	73	9
1069	Mike Gilley	1980-83	71	12

1069	Rocky Coleman	2007-08	72	9
1069	Andre Little	2018-22	79	7
1068	Jaron Fountain	2004-05	93	11
1049	Robert Steele	1974-77	63	6
1041	Tristan Purifoy	2010-11	73	9
1022	Demetrea Shelton	1993,95-96	64	9
1020	Harlon Hill	1950-53	54	19
980	Bennie Jennings	1987-90	61	4
940	Stevie Hobbs	1986-87	64	4
950	Melvin Brown	1979-82	51	14
915	Julius Jones	2015-16	62	9
913	Mico McSwain	2009	55	8
901	DeMarcus Blount	2002-05	132	6
865	Ed Gant	2007-08	45	14
823	T.J. Porter	2009	71	7
822	Jusmon Rivers	2007-10	64	3
816	Darius Hoskins	2000-03	59	5
816	Charles McClain	2007-10	82	5
808	Brian Patterson	1982-84	49	4
801	Mike Hearon	1980-82	53	0
794	Mo Milliams	2011	64	5
792	Barry Banks	1983-86	65	5
789	Preston Parker	2009	52	6
778	David Mooneyham	2002-03	52	7
729	Jarret Smith	2014-15	48	4
715	Bobby Williams	2008	50	4
636	Chuck McCurley	1980-83	42	4
614	Tony Morrow	1985-87	29	5
614	Zack Keys	1999	39	2
584	Korey Jones	2013-14	30	3
568	DeJuan Singleton	1990	40	4
565	Hagan Scott	2014-17	44	5
553	Jarmon Fortson	2010	32	5
550	Clarence Johnson	1980-85	60	3
534	Tim Hawthorne	2010	33	3
513	Bobby Collins	1997-98	30	5

## Running Backs Career Receiving Yards

Yds	Player	Years	No/TD
901	DeMarcus Blount	2002-05	132 / 6
565	David McCants	2007-08	53 / 4
556	Lamonte Thompson	2012-15	64 / 4
550	Clarence Johnson	1980-85	60 / 3
389	Wes Holland	2009-11	52 / 3

## Most Catches by a Running Back in a Season:

43 by DeMarcus Blount in 2003 (278 yards, 4 TDs)

**Most Catches by a Running Back in a Career:** 132 by DeMarcus Blount, 2002-05, 901 yards and 6 TDs)

## Running Backs who led the team in Receiving

1985	Glenn Ivy	31	292	2
------	-----------	----	-----	---



# RECEIVING SUPERLATIVES

## 100-YARD RECEIVING GAMES

Year	Receiver	Date	Opponent	Yards	No.	TD	
1954	none						
1955	none						
1960	none						
1966	Mike Dennis	Oct. 28	Delta State	143			
1967	Dale Hancock	Oct. 14	Henderson State	107			
1970	Danny Kimble	Oct. 24	Troy State	108			
1972	Jim trimble	Nov. 11	Tennessee-Martin	105	8		
1973	Danny Kimble	Sept. 22	Delta State	182			
1975	Roger Ralph	Sept. 20	West Alabama	108	5	0	
	Roger Ralph	Oct. 25	at Troy State	106	6	1	
	Roger Ralph	Nov. 8	at Nicholls State	112	8	0	
1980	Jerry Hill	Oct. 25	Troy State	129	7	1	
	Jerry Hill	Nov. 22	at Jacksonville State	187	5	1	
1983	none						
1984	Germaine Young	Sept. 1	Miles College	108	6	2	
	Germaine Young	Nov. 3	at West Alabama	117	6	0	
1985	none						
1986	Stevie Hobbs	Oct. 25	at Jacksonville State	105	5	1	
1987	none						
1988	Joel Bohanon	Nov. 12	at Valdosta State	109	6	1	
1989	Reggie Tiller	Sept. 16	Albany State	133	4	1	
	Derrick Coffey	Sept. 23	Delta State	105	7	1	
	Derrick Coffey	Oct. 28	West Alabama	118	3	0	
1990	DeJuan Singleton	Sept. 15	at Albany State	144	7	1	
	Troy Nelson	Oct. 27	at West Alabama	112	3	2	
	DeJuan Singleton	Oct. 27	at West Alabama	102	6	0	
	Bennie Jennings	Nov. 3	West Georgia	116	6	0	
	Troy Nelson	Nov. 17	at Jacksonville State	105	6	2	
1991	Troy Nelson	Nov. 16	Valdosta State	112	4	1	Playoffs
1992	none						
1993	none						
1994	Michael Edwards	Oct. 8	at Youngstown State	120	6	1	
	Michael Edwards	Oct. 22	Central Arkansas	123	3	1	
	Michael Edwards	Nov. 5	Valdosta State	135	6	1	
	Michael Edwards	Dec. 3	North Dakota	119	5	1	
1995	Michael Edwards	Sept. 9	at Alabama A&M	108	6	1	
	Demetrea Shelton	Sept. 23	at Delta State	107	4	0	
1996	Michael Edwards	Sept. 28	Arkansas Tech	159	7	0	
	Michael Edwards	Oct. 19	Delta State	117	7	0	
	Michael Edwards	Nov. 16	at West Alabama	155	10	2	
1997	James Moore	Sept. 27	at Arkansas Tech	144	3	1	
1998	Mike Mitchell	Oct. 31	Arkansas Tech	109	2	2	
1999	James Moore	Sept. 4	Pittsburg State	132	7	1	
	Zack Keys	Nov. 7	Valdosta State	126	8	1	
	Hal Patterson	Nov. 7	Valdosta State	134	3	0	
	Zack Keys	Nov. 14	at West Alabama	120	8	1	
2000	none						
2001	none						
2002	Marcus Lewis	Oct. 5	Southern Arkansas	150	10	1	
	Darrius Hoskins	Oct. 5	Southern Arkansas	115	6	0	
	Marcus Lewis	Oct. 12	at Ouachita Baptist	180	8	0	
	Marcus Lewis	Oct. 19	Arkansas Tech	126	8	0	
	Martin Huggins	Oct. 26	at Central Arkansas	127	7	1	
	Marcus Lewis	Oct. 26	at Central Arkansas	102	6	0	
	Patrick Wilson	Nov. 16	at West Alabama	106	5	1	
2003	David Mooneyham	Sept. 20	at Harding	146	7	2	
	Taris Birt	Oct. 25	Central Arkansas	119	3	1	
	David Mooneyham	Nov. 15	West Alabama	114	7	1	
	Brian Bester	Nov. 15	West Alabama	105	5	1	
	David Mooneyham	Nov. 22	Southern Arkansas	103	5	1	Playoffs
	Taris Birt	Nov. 29	Carson-Newman	125	3	0	Playoffs
2004	Martin Huggins	Sept. 11	Arkansas-Monticello	105	4	1	
	Jaron Fountain	Oct. 9	Southern Arkansas	158	6	1	
2005	Jaron Fountain	Sept. 3	Tusculum	102	8	1	
	Anthony Merritt	Oct. 8	at Southern Arkansas	123	6	1	
	Chip Long	Oct. 20	at Valdosta State	152	9	0	
	Anthony Merritt	Nov. 5	West Alabama	137	6	0	
	Jason Messing	Nov. 5	West Alabama	161	3	2	
	Chip Long	Nov. 26	at Central Arkansas	100	6	3	Playoffs
2006	Marcus Lewis	Oct. 7	at Ouachita Baptist	139	6	1	
	Trey Gorman	Oct. 7	at Ouachita Baptist	108	2	1	



Michael Edwards



Marcus Lewis

# RECEIVING SUPERLATIVES

## 100-YARD RECEIVING GAMES

Year	Receiver	Date	Opponent	Yards	No.	TD	
2007	Joemal Campbell	Sept. 8	Tusculum	136	6	1	
	Jason Messing	Nov. 3	West Georgia	132	7	2	
2008	Joemal Campbell	Sept. 4	at Carson-Newman	139	9	0	
	Rocky Coleman	Sept. 4	at Carson-Newman	118	9	0	
	Bobby Williams	Sept. 13	Henderson State	121	5	2	
	Bobby Williams	Sept. 25	Harding	127	6	0	
	Ed Gant	Sept. 25	Harding	129	3	1	
	Joemal Campbell	Nov. 29	at Delta State	122	8	2	Playoffs
2009	Preston Parker	Sept. 5	Carson-Newman	123	7	1	
	Mico McSwain	Oct. 3	Arkansas Tech	210	7	1	
	Mico McSwain	Oct. 22	at Valdosta State	133	6	2	
	Jusmon Rivers	Oct. 22	at Valdosta State	118	5	1	
	Charles McClain	Oct. 31	at Ark.-Monticello	120	10	0	
2010	Preston Parker	Nov. 21	Arkansas Tech	121	8	1	Playoffs
	Jarmon Fortson	Sept. 4	Henderson State	126	6	1	
	Donald Bowens	Sept. 18	Southern Arkansas	100	8	1	
	Tim Hawthorne	Nov. 6	West Alabama	139	6	1	
	Jarmon Fortson	Nov. 6	West Alabama	104	5	2	
2011	Mo Miliam	Sept. 13	Delta State	125	8	1	
	Mo Miliam	Oct. 27	at West Alabama	128	9	0	
	Tristan Purifoy	Oct. 27	at West Alabama	105	6	0	
	Mo Miliam	Nov. 5	West Georgia	108	8	1	
	Daniel Almon	Nov. 19	at West Alabama	104	8	0	Playoffs
2012	Tristan Purifoy	Nov. 26	at Delta State	103	9	0	Playoffs
	Jason Smith	Oct. 18	at West Georgia	106	6	0	
	Jason Smith	Sept. 21	Delta State	113	5	2	
	Jason Smith	Nov. 2	West Alabama	154	8	0	
	Korey Jones	Nov. 2	West Alabama	104	2	0	
2013	Lee Mayhall	Nov. 16	at Tarleton State	147	5	2	
	Jason Smith	Dec. 7	at Lenoir-Rhyne	169	7	2	
	Delvon Carpenter	Sept. 27	Valdosta State	113	4	0	
	Delvon Carpenter	Oct. 11	at UNC Pembroke	133	2	1	
	Dre Hall	Oct. 18	at Florida Tech	117	5	1	
	Delvon Carpenter	Nov. 1	at Delta State	155	9	2	
	Dre Hall	Nov. 8	Shorter	108	6	0	
	Delvon Carpenter	Nov. 13	at West Alabama	105	4	0	
	Dre Hall	Nov. 22	Valdosta State	128	6	0	
	Jarret Smith	Nov. 22	Valdosta State	110	3	1	
2014	Dre Hall	Sept. 26	Florida Tech	134	6	1	
	Jarret Smith	Oct. 3	Valdosta State	100	6	0	
	Dre Hall	Oct. 31	Delta State	133	8	1	
	Dre Hall	Nov. 14	West Alabama	153	6	3	
	Jarret Smith	Nov. 14	West Alabama	115	9	1	
	Jaylan Jackson	Nov. 21	Newberry	107	2	0	
2015	Dre Hall	Sept. 24	West Alabama	125	9	1	
	Julius Jones	Oct. 1	West Georgia	104	8	0	
	Dre Hall	Oct. 22	North Greenville	162	10	1	
	Dre Hall	Nov. 12	Mississippi College	109	6	2	
	Dre Hall	Nov. 26	UNC Pembroke	136	9	1	
	Dre Hall	Dec. 10	Shepherd	112	7	1	
2016	Delvon Carpenter	Sept. 23	West Alabama	105	4	0	
	Delvon Carpenter	Oct. 28	Delta State	124	6	0	

## FCS ERA

2018	Dexter Boykin	Sept. 1	at Southern Utah	135	8	2
	Cortez Hall	Nov. 3	Shorter	107	7	1
	Cortez Hall	Nov. 10	North Greenville	115	6	0
2019	Cortez Hall	Aug. 29	Western Illinois	113	2	1
	Jakobi Byrd	Sept. 7	at Montana	103	6	1
	Andre Little	Nov. 2	Campbell	118	6	0
	Jakobi Byrd	Nov. 9	at Monmouth	117	5	0
	Andre Little	Nov. 16	at Gardner-Webb	183	9	1
2021	Dexter Boykin	Nov. 16	at Gardner-Webb	125	9	2
	Takairee Kennebrew	Sept. 4	Southeastern Louisiana	132	7	1
	Cortez Hall	Sept. 18	at Jacksonville State	108	5	1
	Corson Swan	Sept. 18	at Jacksonville State	103	5	0
	Takairee Kennebrew	Oct. 23	Charleston Southern	141	4	3
2022	Dexter Boykin	Nov. 6	at Monmouth	172	10	1
	Takairee Kennebrew	Sept. 17	at Chattanooga	107	3	1
	Demarcus Lacey	Sept. 24	Tarleton State	108	2	1
	Takairee Kennebrew	Oct. 8	at Kennesaw State	162	4	3

## MOST 100-YARD RECEIVING GAMES

CONSECUTIVE: 4 by Marcus Lewis in 2002

SEASON: 5 by Dre Hall in 2016

CAREER: 11 by Dre Hall from 2014-16



*Dre Hall's five 100-plus yard receiving games in 2016 set a single season record and he also holds the UNA career mark with 11.*



*Delvon Carpenter had four 100-yard receiving games in 2014 and two in 2017.*

# RECEIVING SUPERLATIVES

## MOST RECEIVING YARDS IN A GAME

Year	Player	Date	Opponent	Yards	No.	TD
2009	Mico McSwain	Oct. 3	Arkansas Tech	210	7	1
1980	Jerry Hill	Nov. 22	at Jacksonville State	187		
2019	Andre Little	Nov. 16	at Gardner-Webb	183	9	1
1973	Danny Kimble	Sept. 22	Delta State	182		
2002	Marcus Lewis	Oct. 12	at Ouachita Baptist	180	8	0
2021	Dexter Boykin	Nov. 6	at Monmouth	172	10	1

## 100-YARD RECEIVING GAMES IN THE NCAA PLAYOFFS


Year	Player	Date	Opponent	Yards	No.	TD	Round
1990	Troy Nelson	Nov. 17	at Jacksonville State	105	6	2	Round of 16
2003	David Mooneyham	Nov. 22	Southern Arkansas	103	5	1	Round of 16
2003	Taris Birt	Nov. 29	Carson-Newman	125	3	0	Quarterfinals
2005	Chip Long	Nov. 26	at Central Arkansas	100	6	3	Quarterfinals
2008	Joemal Campbell	Nov. 29	at Delta State	122	8	2	Quarterfinals
2009	Preston Parker	Nov. 21	Arkansas Tech	121	8	1	Round of 16
2011	Daniel Almon	Nov. 19	at West Alabama	104	8	0	First Round
2011	Tristan Purifoy	Nov. 26	at Delta State	103	9	0	Round of 16
2013	Jason Smith	Dec. 7	at Lenoir-Rhyne	169	7	2	Quarterfinals
2014	Dre Hall	Nov. 22	Valdosta State	128	6	0	First Round
2014	Jarret Smith	Nov. 22	Valdosta State	110	3	1	First Round
2015	Jaylan Jackson	Nov. 21	Newberry	107	2	1	First Round
2016	Dre Hall	Nov. 26	UNC Pembroke	136	9	1	Second Round
2016	Dre Hall	Dec. 10	Shepherd	112	7	1	Semifinal

## TWO RECEIVERS WITH 100 RECEIVING YARDS IN A GAME

Year	Player	Date	Opponent	Yds	No.	TD
1990	Troy Nelson	Oct. 27	at West Alabama	112	3	2
	DeJuan Singleton	Oct. 27	at West Alabama	102	6	0
1999	Zack Keys	Nov. 7	Valdosta State	126	8	1
	Hal Patterson	Nov. 7	Valdosta State	134	3	0
2002	Marcus Lewis	Oct. 5	Southern Arkansas	150	10	1
	Darrius Hoskins	Oct. 5	Southern Arkansas	115	6	0
2002	Martin Huggins	Oct. 26	at Central Arkansas	127	7	1
	Marcus Lewis	Oct. 26	at Central Arkansas	102	6	0
2003	David Mooneyham	Nov. 15	West Alabama	114	7	1
	Brian Bester	Nov. 15	West Alabama	105	5	1
2005	Anthony Merritt	Nov. 5	West Alabama	137	6	0
	Jason Messing	Nov. 5	West Alabama	161	3	2
2006	Marcus Lewis	Oct. 7	at Ouachita Baptist	139	6	1
	Trey Gorman	Oct. 7	at Ouachita Baptist	108	2	1
2008	Joemal Campbell	Sept. 4	at Carson-Newman	139	9	0
	Rocky Coleman	Sept. 4	at Carson-Newman	118	9	0
2008	Bobby Williams	Sept. 25	Harding	127	6	0
	Ed Gant	Sept. 25	Harding	129	3	1
2009	Mico McSwain	Oct. 22	at Valdosta State	133	6	2
	Jusmon Rivers	Oct. 22	at Valdosta State	118	5	1
2010	Tim Hawthorne	Nov. 6	West Alabama	139	6	1
	Jarmon Fortson	Nov. 6	West Alabama	104	5	2
2011	Mo Miliam	Oct. 27	West Alabama	128	9	0
	Tristan Purifoy	Oct. 27	West Alabama	105	6	0
2013	Korey Jones	Nov. 2	West Alabama	104	2	0
	Jason Smith	Nov. 2	West Alabama	154	8	0
2014	Dre Hall	Nov. 22	Valdosta State	128	6	0
	Jarret Smith	Nov. 22	Valdosta State	110	3	1
2015	Dre Hall	Nov. 14	West Alabama	153	6	3
	Jarret Smith	Nov. 14	West Alabama	115	9	1

## FCS ERA

Year	Player	Date	Opponent	Yards	No.	TD
2019	Andre Little	Nov. 16	at Gardner-Webb	183	9	1
	Dexter Boykin	Nov. 16	at Gardner-Webb	125	9	2
2021	Cortez Hall	Sept. 18	at Jacksonville State	108	5	1
	Corson Swan	Sept. 18	at Jacksonville State	103	5	0



Troy Nelson became the first player in UNA history with more than 100-receiving yards in an NCAA Playoff Game when he gained 105 yards on six catches against Jacksonville State in 1990.



Dre Hall had 100-yard receiving games in two NCAA Playoff games in 2016 and has done it three times in his career in the post-season.

# ALL-PURPOSE YARDS

## ALL-PURPOSE YARDS IN A GAME

Yards	Player	Year	Rush	Rec.	KR	PR
342	Tyrone Rush vs. Delta State	1993	248	0	94	0
311	Anthony Merritt vs. Delta State	2005	24	99	97	91
281	ShunDerrick Powell vs. Eastern Kentucky	2022	218	63	0	0
262	Brian Satterfield vs. Fort Valley St.	1993	243	0	0	19
258	ShunDerrick Powell vs. Virginia Wise	2022	251	7	0	0
255	Parker Driggers vs. Robert Morris	2021	145	14	96	0
250	ShunDerrick Powell vs. Tarleton State	2022	204	46	0	0
244	ShunDerrick Powell vs. Austin Peay	2022	207	37	0	0

## ALL-PURPOSE YARDS IN A SEASON

Yards	Player	Year	Rush	Rec.	KR	PR
2251	Anthony Merritt	2005	168	942	595	546
2122	Tyrone Rush	1993	1466	53	603	0
1804	Tyrone Rush	1992	1364	0	440	0
1761	ShunDerrick Powell	2022	1508	242	11	0
1589	Kenyatta Jones	1994	1115	66	408	0
1513	Anthony Merritt	2006	192	588	358	375
1489	Lamonte Thompson	2015	1212	259	18	0
1431	David McCants	2007	573	281	577	0
1353	Mike McLendon	2008	783	65	505	0
1308	Troy Nelson	1988	62	441	721	84
1250	Marvin Marsh	1986	1106	52	92	0
1239	Lawson Fletcher	1979	982	219	38	0
1239	Lamonte Thompson	2013	801	112	326	0
1233	DeMarcus Blount	2002	705	226	224	78

## AVERAGE ALL-PURPOSE YARDS IN A SEASON

Yards	Player	Year	Yards	Games
160.8	Anthony Merritt	2005	2251	14
160.1	ShunDerrick Powell	2022	1761	11
151.6	Tyrone Rush	1993	2122	14
150.3	Tyrone Rush	1992	1804	12

## ALL-PURPOSE YARDS IN A CAREER

Yards	Player	Year	Rush	Rec.	KR	PR
6020	Tyrone Rush	1989, 91-93	4421	307	1292	---
5268	Anthony Merritt	2003-06	360	1530	1618	1760
4610	DeMarcus Blount	2002-05	3116	901	505	78
4427	Lamonte Thompson	2012-15	3524	559	344	0
4056	Troy Nelson	1988-91	189	1312	1959	596
3938	Leonard Thomas	1968-71	2271	423	744	500
3790	Clarence Johnson	1980, 82-83, 85	3158	550	70	12
3655	Bobby Joe Pride	1968-71	854	799	1525	477
3577	Michael Edwards	1993-96	199	2844	534	---
3180	Brian Satterfield	1989-90, 92-93	2817	227	56	80



Lamonte Thompson (24) is the only Lion to lead the team in all-purpose yards four consecutive seasons

# INTERCEPTIONS

## Career

Rod Brooks	17	1980-83
Blake Farris	16	2002-05
Philbert Martial	16	2013-16
Robbie Hudson	15	1972-75
Gerald Smith	14	1993-96
Wendell Phillips	14	1984-87
Palmer Byrd	14	1968-70
Manuel Walker	13	1977-79
K.J. Smith	12	2018-21
Harvey Summerhill	12	1989-92
Evan Oglesby	12	2001-04
Zack Philips	12	1993-96
Ronnie Williamson	12	1967-70
Ronald McKinnon	11	1992-95
Lewis Billups	11	1982-85
Marcus Hill	10	1995-98
Tyrone Bell	10	1994-95, 97-98
Clayton Lundy	10	1973-76
Emmanuel Young	10	1978-81
Bruce Jones	10	1982-85
Floyd Jones	10	2012-15

## Career Interception Yards

Corey Harris	279	1997-98
Philbert Martial	251	2013-16
Blake Farris	267	2002-05
Emmanuel Young	221	1978-81
Philbert Martial	200	2013-14
Rod Brooks	191	1980-83
Caleb Massey	184	2011-13
K.J. Smith	171	2018-21

## Season


Blake Farris	10	2005
Robbie Hudson	8	1973
Rod Brooks	8	1983
Evan Oglesby	7	2003
Robert Haynes	7	1993
Emmanuel Young	7	1980
Philbert Martial	7	2016
K.J. Smith	6	2021
Chris Johnson	6	2017
Ronnie Williamson	6	1969
Palmer Byrd	6	1970
Manuel Walker	6	1979
Rod Brooks	6	1982
Lewis Billups	6	1985
Marcus Hill	6	1997
Tyrone Bell	6	1998
Darron Dampier	6	2008

## Season Interception Yards

Corey Harris	197	1997
Blake Farris	192	2005
Caleb Massey	142	2012
Philbert Martial	136	2014
Emmanuel Young	131	1980
Christon Taylor	129	2017
Dwain Smith	118	2017
Clayton Lundy	110	1974
Bobby Brooks	104	2006
David Smith	102	1985

## Game Interception Yards

Corey Harris	147 vs. Alabama A&M in 1997
--------------	-----------------------------



Rod Brooks (11) is UNA's career interception leader



Blake Farris (27) had 10 interceptions in 2005

# KICK RETURNS

## KICK RETURN YARDAGE IN A SEASON

Yds		Year	KO	Punt
974	Anthony Merritt	2005	524	450
810	Philbert Martial	2013	517	293
805	Troy Nelson	1988	<u>721</u>	84
752	Anthony Merritt	2004	461	291
752	Anthony Merritt	2003	548	204
733	Anthony Merritt	2006	358	375
724	Philbert Martial	2015	542	182
699	Emmanuel Young	1981	598	101
699	Janoris Jenkins	2011	309	390
690	Troy Nelson	1989	436	254
675	Bobby Joe Pride	1970	623	52

## PUNT RETURN TOUCHDOWNS

Year	Player and Opponent	Yards
2016	Philbert Martial vs. Shorter	55
2013	Philbert Martial vs. Miles	50
2011	Janoris Jenkins vs. West Alabama	<u>92</u>
2011	Janoris Jenkins vs. S. Arkansas	89
2011	Janoris Jenkins vs. Glenville State	87
2009	Charles McClain vs. S. Arkansas	52
2008	Charles McClain vs. West Alabama	74
2005	Anthony Merritt vs. Henderson State	66
2005	Anthony Merritt vs. Delta State	88
2004	Anthony Merritt vs. Central Arkansas	73
2004	Anthony Merritt vs. Henderson State	62
2004	Anthony Merritt vs. West Alabama	56
2003	Anthony Merritt vs. West Georgia	91
2000	Tim Goliday vs. Delta State	75
1998	Corey Harris vs. Henderson State	53
1990	Troy Nelson vs. West Georgia	60
1987	Rodney Jones vs. Virginia State	54
1979	Emmanuel Young	48
1974	Clayton Lundy	80
1969	Leonard Thomas vs. Jacksonville St.	85
1952	Brub Hamilton vs. Henderson State	85

## KICKOFF RETURN TOUCHDOWNS

Year	Player and Opponent	Yards
2019	Andre Little vs. Campbell	94
2017	Delvon Carpenter vs. West Florida	<u>100</u>
2016	Jaylan Jackson vs. West Florida	89
2014	Darvell Harris vs. Delta State	89
2013	Lamonte Thompson vs. Lenoir-Rhyne	90
2009	Brandenn Pickett vs. Valdosta State	40
2005	Anthony Merritt vs. Delta State	82
2004	Anthony Merritt vs. Harding	98
2002	Patrick Wilson vs. Samford	92
1998	Corey Harris vs. Henderson State	88
1994	Michael Edwards vs. North Dakota	88
1990	Troy Nelson vs. West Alabama	95
1990	Arthur Brandon vs. UT-Martin	79
1989	Troy Nelson vs. UT-Martin	99
1988	Troy Nelson vs. Mississippi College	89
1975	Burnis Rose	96
1974	Burnis Rose	98
1973	Charles Kennedy	98
1970	Bobby Joe Pride vs. UT-Martin	<u>100</u>
1968	Bobby Joe Pride vs. Jax State	67
1967	Ganum Smith vs. Troy State	70
1965	Earnest Breland vs. Middle Tenn. St.	85

## UNA RETURN TOUCHDOWNS

Team Totals	Year	KO	Punt
	2022	0	0
	2021	0	0
	2020	0	0
	2019	1	0
	2018	0	0
	2017	1	0
	2016	1	1
	2015	0	0
	2014	1	0
	2013	1	1
	2012	0	0
	2011	0	<b>3</b>
	2010	0	0
	2009	1	1
	2008	0	1
	2007	0	0
	2006	0	0
	2005	1	2
	2004	1	<b>3</b>
	2003	0	1
	2002	1	0
	2001	0	0
	2000	0	1
	1999	0	0
	1998	1	1
	1997	0	0
	1996	0	0
	1995	0	0
	1994	1	0
	1993	0	0
	1992	0	1
	1991	0	0
	1990	2	1
	1989	1	0
	1988	1	0
	1987	0	1
	1986	0	0
	1985	0	0
	1984	0	0
	1983	0	0
	1982	0	0
	1981	0	1*
	1980	0	0
	1979	0	1
	1978	0	0
	1977	0	0
	1976	0	0
	1975	1	0
	1974	1	1
	1973	1	0
	1972	0	0
	1971	0	0
	1970	1	0
	1969	0	1
	1952		1

# YEAR-BY-YEAR STATISTICS 1949-21

## OFFENSE

Year	Rec	G	Total Avg	Rushing Avg	Passing Avg	Scoring Avg
1949	4-5-0	9	278.1	232.2	45.9	19.9
1950	5-4-0	9				12.9
1951	6-3-0	9				21.7
1952	8-1-0	9				30.9
1953	6-1-1	8				22.5
1954	8-2-0	10	252.5	188.0	69.5	21.3
1955	7-3-0	10	311.4	247.4	64.0	20.9
1956	6-3-0	9				22.6
1957	6-4-0	10	326.2	238.7	87.5	23.9
1958	4-5-0	9	254.0	205.3	48.7	13.8
1959	5-4-1	10	266.9	200.9	66.0	17.9
1960	7-3-0	10	268.8	220.2	48.6	16.4
1961	7-3-0	10				14.4
1962	5-4-1	10				16.7
1963	3-5-2	10				11.0
1964	2-6-1	9				6.3
1965	4-6-0	10				15.0
1966	4-4-1	9	196.3	109.0	187.3	18.2
1967	2-6-1	9	309.0	125.9	183.1	20.9
1968	5-5-0	10	329.7	181.4	148.3	24.4
1969	5-4-0	9	255.8	169.8	86.0	20.7
1970	5-5-0	10	316.2	182.5	133.7	22.3
1971	1-10-0	11	300.4	157.5	142.9	11.4
1972	2-9-0	11	219.0	125.7	93.3	10.5
1973	4-6-0	10	307.3	159.2	148.1	13.8
1974	4-6-0	10	310.9	195.0	115.9	21.0
1975	6-4-0	10	350.2	215.1	135.1	27.0
1976	4-5-1	10	308.4	192.5	155.9	22.1
1977	5-5-0	10	352.8	266.4	86.4	23.0
1978	7-2-1	10	295.2	214.5	80.7	20.9
1979	6-5-0	11	321.7	208.4	113.3	16.5
1980	10-2-0	12	354.6	237.5	117.1	29.2
1981	8-2-0	10	375.4	198.4	177.0	29.9
1982	7-3-0	10	347.3	222.9	124.4	28.4
1983	11-1-1	13	380.6	220.1	160.5	32.2
1984	7-1-3	11	297.2	143.2	154.0	24.2
1985	12-2-0	14	293.8	194.1	99.7	22.8
1986	4-7-0	11	311.9	177.5	134.4	19.9
1987	7-3-1	11	230.5	98.5	132.0	17.4
1988	2-8-0	10	309.8	161.1	148.7	17.3
1989	6-5-0	11	316.7	193.6	123.1	14.0
1990	8-3-0	11	371.7	193.3	176.8	28.8
1991	3-7-0	10	290.4	181.4	109.0	16.0
1992	7-4-0	11	333.4	298.8	34.4	18.4
1993	14-0-0	14	481.0	371.1	109.9	39.7
1994	13-1-0	14	394.6	296.0	98.6	32.7
1995	14-0-0	14	409.1	310.9	98.2	36.7
1996	6-5-0	11	351.2	228.6	122.6	27.9
1997	9-3-0	12	383.6	284.9	98.7	28.7
1998	8-2-0	10	363.5	243.9	119.6	31.3
1999	5-6-0	11	372.7	219.8	152.9	20.7
2000	3-7-0	10	382.8	251.9	130.9	27.3
2001	4-6-0	10	259.0	135.9	123.1	17.4
2002	4-7-0	11	413.2	141.9	271.3	30.7
2003	13-1-0	14	446.3	179.3	267.0	38.8
2004	5-5-0	10	390.6	183.6	207.0	31.2
2005	11-3-0	14	411.1	141.5	269.6	36.4
2006	11-1-0	12	379.2	177.2	202.0	34.9
2007	10-2-0	12	408.4	156.2	252.2	37.5
2008	12-2-0	14	422.1	152.9	269.3	41.3
2009	11-2-0	13	418.6	102.8	315.8	39.5
2010	9-4-0	13	365.8	124.8	241.0	29.1
2011	9-3-0	12	423.8	128.2	295.5	31.8
2012	5-5-0	10	354.4	208.1	146.3	26.1
2013	10-3-0	13	406.3	214.6	191.7	39.8
2014	9-2-0	11	440.2	185.6	254.5	35.9
2015	9-3-0	12	468.9	189.8	279.2	37.9
2016	11-2-0	13	419.5	183.8	235.8	36.1
2017	5-5-0	10	296.4	145.6	150.8	20.8
<b>FCS Era</b>						
2018	7-3-0	10	388.0	149.8	238.2	25.9
2019	4-7-0	11	369.8	84.8	285.0	26.2
2020	0-4-0	4	263.0	49.5	213.5	12.8
2021	3-8-0	11	366.9	103.2	263.7	28.2

## DEFENSE

Total Avg	Rushing Avg	Passing Avg	Scoring Avg
223.8	156.3	67.5	14.8
			8.0
			13.0
			11.8
			7.4
202.5	129.4	73.1	10.2
262.0	211.6	50.4	11.2
			17.8
219.5	148.9	70.6	11.6
264.2	192.1	72.1	19.4
292.7	227.4	65.3	18.8
228.2	132.8	75.4	15.1
			10.2
			14.9
			17.1
			14.4
			20.6
326.5	189.1	137.4	21.7
287.8	157.2	130.6	21.6
314.8	158.5	156.3	17.8
254.6	103.9	150.7	13.3
388.2	268.9	119.3	27.3
361.0	253.4	107.6	28.7
318.7	195.6	123.1	19.7
340.4	237.5	111.9	22.2
339.0	223.5	115.5	22.8
295.2	172.3	122.9	20.0
313.0	201.3	111.7	21.7
329.7	189.3	140.4	19.5
276.5	144.1	132.4	11.3
247.1	126.0	121.1	12.6
303.4	120.1	183.3	12.6
246.9	103.1	143.8	14.0
264.1	107.7	156.4	13.8
232.3	88.5	143.8	14.0
242.7	79.2	163.5	12.8
207.3	107.2	100.1	8.9
317.7	143.2	174.5	20.3
265.8	138.0	127.8	15.0
346.8	195.0	151.8	28.2
264.4	128.6	135.7	14.0
273.6	141.2	132.5	15.4
325.9	210.9	115.0	25.1
298.8	144.8	154.0	13.6
330.9	109.9	221.1	18.9
215.3	93.1	122.1	11.8
218.6	56.8	161.8	11.1
296.1	125.6	170.5	18.4
307.2	134.1	173.1	18.7
223.6	76.8	146.8	17.6
310.0	165.0	145.0	24.5
435.4	180.7	254.7	32.3
346.0	178.7	167.3	26.6
391.7	148.5	243.3	31.5
295.6	122.8	172.8	14.1
344.3	164.2	180.1	21.3
289.6	97.9	191.6	17.9
325.2	122.0	203.2	13.8
346.2	119.2	227.0	19.8
325.1	133.4	191.8	17.4
309.7	137.6	172.1	17.2
285.8	116.4	169.5	14.7
375.6	164.7	210.9	20.7
386.4	194.8	191.6	23.1
357.9	173.3	184.6	19.8
346.5	172.4	174.2	18.2
326.5	169.5	157.0	21.4
312.1	136.7	175.4	14.5
286.2	140.9	145.3	17.5
369.9	159.0	210.9	24.3
425.6	206.9	218.7	33.5
411.5	229.5	182.0	35.5
410.0	190.9	219.1	33.3

# UNA STATISTICAL RANKINGS IN THE GSC

## OFFENSE

Year	Rec	G	Total Avg	Rushing Avg	Passing Avg	Scoring Avg
1972	1-10-0	11	7th	6th	6th	8th
1973	4-6-0	10	6th	8th	3rd	7th
1974	4-6-0	10	6th	6th	5th	5th
1975	6-4-0	10	2nd	3rd	4th	<b>1st</b>
1976	4-5-1	10	4th	4th	2nd	2nd
1977	5-5-0	10	2nd	2nd	7th	2nd
1978	7-2-1	10	4th	4th	6th	3rd
1979	6-5-0	11	3rd	2nd	4th	4th
1980	10-2-0	12	2nd	<b>1st</b>	4th	<b>1st</b>
1981	8-2-0	10	<b>1st</b>	3rd	4th	2nd
1982	7-3-0	10	4th	5th	2nd	2nd
1983	11-1-1	13	2nd	<b>1st</b>	3rd	<b>1st</b>
1984	7-1-3	11	6th	5th	5th	4th
1985	12-2-0	14	8th	3rd	9th	3rd
1986	4-7-0	11	8th	4th	9th	8th
1987	5-5-1	11	9th	9th	6th	7th
1988	2-8-0	10	5th	5th	5th	7th
1989	6-5-0	11	4th	5th	5th	4th
1990	8-3-0	11	<b>1st</b>	4th	3rd	<b>1st</b>
1991	3-7-0	10	6th	5th	5th	6th
1992	7-4-1	12	5th	<b>1st</b>	7th	6th
1993	14-0-0	14	2nd	<b>1st</b>	7th	2nd
1994	13-1-0	14	2nd	<b>1st</b>	7th	2nd
1995	14-0-0	14	2nd	<b>1st</b>	9th	<b>1st</b>
1996	6-5-0	11	5th	2nd	8th	5th
1997	9-3-0	12	<b>1st</b>	<b>1st</b>	8th	2nd
1998	8-2-0	10	<b>1st</b>	2nd	8th	3rd
1999	5-6-0	11	3rd	4th	7th	8th
2000	3-7-0	10	7th	3rd	9th	8th
2001	4-6-0	10	10th	11th	8th	9th
2002	4-7-0	11	3rd	6th	4th	4th
2003	13-1-0	14	3rd	6th	5th	2nd
2004	5-5-0	10	6th	7th	7th	6th
2005	11-3-0	14	4th	9th	4th	2nd
2006	11-1-0	12	2nd	2nd	5th	2nd
2007	10-2-0	12	5th	7th	3rd	2nd
2008	12-2-0	14	7th	6th	4th	<b>1st</b>
2009	11-2-0	13	3rd	9th	2nd	2nd
2010	9-4-0	13	6th	7th	5th	5th
2011	9-3-0	12	2nd	5th	<b>1st</b>	2nd
2012	5-5-0	10	5th	3rd	5th	4th
2013	10-3-0	13	4th	3rd	5th	3rd
2014	9-2-0	11	5th	6th	3rd	2nd
2015	9-3-0	12	<b>1st</b>	3rd	2nd	<b>1st</b>
2016	11-2-0	13	4th	2nd	6th	3rd
2017	5-5-0	10	7th	6th	8th	7th

## DEFENSE

Total Avg	Rushing Avg	Passing Avg	Scoring Avg
8th	7th	6th	8th
10th	10th	5th	9th
9th	8th	7th	9th
8th	8th	5th	8th
9th	9th	4th	9th
8th	7th	9th	8th
4th	3rd	9th	2nd
<b>1st</b>	2nd	4th	2nd
4th	<b>1st</b>	7th	3rd
<b>1st</b>	2nd	<b>1st</b>	<b>1st</b>
2nd	2nd	6th	<b>1st</b>
<b>1st</b>	<b>1st</b>	5th	<b>1st</b>
<b>1st</b>	2nd	7th	<b>1st</b>
<b>1st</b>	<b>1st</b>	<b>1st</b>	<b>1st</b>
4th	5th	4th	4th
2nd	3rd	<b>1st</b>	3rd
9th	8th	7th	9th
3rd	3rd	7th	3rd
2nd	<b>1st</b>	5th	3rd
6th	7th	<b>1st</b>	6th
<b>1st</b>	2nd	3rd	<b>1st</b>
3rd	<b>1st</b>	8th	1st
<b>1st</b>	<b>1st</b>	<b>1st</b>	2nd
<b>1st</b>	<b>1st</b>	<b>1st</b>	<b>1st</b>
2nd	2nd	4th	<b>1st</b>
3rd	4th	2nd	3rd
<b>1st</b>	<b>1st</b>	4th	4th
4th	5th	4th	6th
10th	7th	12th	9th
9th	8th	5th	9th
9th	6th	12th	10th
<b>1st</b>	2nd	<b>1st</b>	<b>1st</b>
2nd	4th	<b>1st</b>	<b>1st</b>
2nd	2nd	<b>1st</b>	2nd
6th	5th	8th	2nd
4th	2nd	6th	4th
3rd	6th	<b>1st</b>	<b>1st</b>
<b>1st</b>	5th	<b>1st</b>	<b>1st</b>
<b>1st</b>	4th	<b>1st</b>	<b>1st</b>
4th	4th	3rd	<b>1st</b>
4th	4th	2nd	3rd
2nd	4th	2nd	<b>1st</b>
4th	6th	2nd	2nd
2nd	3rd	3rd	2nd
2nd	5th	<b>1st</b>	<b>1st</b>
2nd	5th	<b>1st</b>	2nd



# LIONS IN THE NCAA DIVISION II POLLS

## Lions in Final NCAA Polls

North Alabama has been ranked in the NCAA Division II Top Twenty Five final poll 22 times since 1980, including an unprecedented three straight No. 1 rankings to end the 1993, 1994 and 1995 seasons.

1980.....	No. 3
1981.....	No. 10
1983.....	No. 3
1985.....	No. 2
1990.....	No. 15
1992.....	No. 16
1993.....	No. 1
1994.....	No. 1
1995.....	No. 1
1997.....	No. 13
2003.....	No. 2
2005.....	No. 4
2006.....	No. 6
2007.....	No. 6
2008.....	No. 3
2009.....	No. 6
2010.....	No. 22
2011.....	No. 14
2013.....	No. 10
2014.....	No. 16
2015.....	No. 15
2016.....	No. 2

\* The 1990, 1992, 1993, 1994 and 1995 polls were prior to the final regular-season games. No poll was done following the playoff selection.

## Lions in NCAA Polls in the 1980s

Although this listing is incomplete for several seasons, the Lions were ranked throughout the 1980s, including ranking in the season-ending Top Ten four times during the first six years of the decade.

<b>1980</b>	
Sept. 30.....	No. 4
Oct. 7.....	No. 4
Oct. 14.....	No. 9
Oct. 21.....	No. 9
Oct. 28.....	No. 6
Nov. 4.....	No. 6
Nov. 11.....	No. 6
Nov. 18.....	No. 5
Nov. 25.....	No. 3
<b>1981</b>	
Final.....	No. 10
<b>1982</b>	
Oct. 30.....	No. 7
<b>1983</b>	
Sept. 26.....	No. 10
Oct. 3.....	No. 5
Oct. 10.....	No. 7

Oct. 17.....	No. 6
Oct. 24.....	No. 4
Oct. 31.....	No. 3
Nov. 7.....	No. 3
Nov. 14.....	No. 3
<b>1985</b>	
Sept. 30.....	No. 17
Oct. 7.....	No. 14
Oct. 14.....	No. 11
Oct. 21.....	No. 11
Oct. 28.....	No. 11
Nov. 4.....	No. 7
Nov. 11.....	No. 6
Nov. 18.....	No. 4
Nov. 25.....	No. 2
<b>1986</b>	
Sept. 22.....	No. 16
Sept. 29.....	No. 13
<b>1987</b>	
Sept. 29.....	No. 15
Oct. 5.....	No. 12
Oct. 12.....	No. 9
Oct. 19.....	No. 7
Oct. 26.....	No. 8
<b>1989</b>	
Sept. 25.....	No. 20
Oct. 9.....	No. 19

## Lions in NCAA Polls in the 1990s

North Alabama was ranked 57 times during the 1990s, with 27 consecutive No. 1 rankings from Oct. 11, 1993 to Sept. 9, 1996, and 36 Top Ten rankings.

<b>1990</b>	
Sept. 24.....	No. 17
Oct. 1.....	No. 17
Oct. 8.....	No. 14
Oct. 22.....	No. 17
Oct. 29.....	No. 18
Nov. 4.....	No. 15
<b>1991</b>	
Preseason.....	No. 9
<b>1992</b>	
Sept. 14.....	No. 17
Sept. 21.....	No. 11
Oct. 5.....	No. 19
Oct. 12.....	No. 15
Oct. 19.....	No. 20
Nov. 2.....	No. 20
Nov. 9.....	No. 16
<b>1993</b>	
Preseason.....	No. 2
Sept. 13.....	No. 3
Sept. 20.....	No. 2

Sept. 27.....	No. 2
<b>Lions No. 1 in 27 straight Polls</b>	
Oct. 4.....	No. 1
Oct. 11.....	No. 1
Oct. 18.....	No. 1
Oct. 25.....	No. 1
Nov. 1.....	No. 1
Nov. 8.....	No. 1
<b>1994</b>	
Preseason.....	No. 1
Sept. 12.....	No. 1
Sept. 19.....	No. 1
Sept. 26.....	No. 1
Oct. 3.....	No. 1
Oct. 10.....	No. 1
Oct. 17.....	No. 1
Oct. 24.....	No. 1
Oct. 31.....	No. 1
Nov. 7.....	No. 1
<b>1995</b>	
Preseason.....	No. 1
Sept. 11.....	No. 1
Sept. 18.....	No. 1
Sept. 25.....	No. 1
Oct. 2.....	No. 1
Oct. 9.....	No. 1
Oct. 16.....	No. 1
Oct. 23.....	No. 1
Oct. 30.....	No. 1
Nov. 6.....	No. 1

<b>1996</b>	
Preseason.....	No. 1
Sept. 9.....	No. 9
Sept. 16.....	No. 7
Sept. 23.....	No. 4
Oct. 7.....	No. 20
Oct. 28.....	No. 15
<b>1997</b>	
Oct. 27.....	No. 17
Nov. 3.....	No. 17
Nov. 10.....	No. 14
Nov. 17.....	No. 13
<b>1998</b>	
Aug. 24.....	No. 14
Sept. 21.....	No. 7
Sept. 28.....	No. 5
Oct. 5.....	No. 5

## Lions in NCAA Polls in the 2000s

North Alabama got its first national ranking of the decade on Sept. 23, 2003.

<b>2003</b>	
Sept. 23.....	No. 22
Sept. 30.....	No. 13
Oct. 7.....	No. 11
Oct. 14.....	No. 7
Oct. 21.....	No. 4
Oct. 28.....	No. 3

Nov. 4.....	No. 2
Nov. 11.....	No. 2
Nov. 18.....	No. 2
Dec. 15.....	No. 5
<b>2004</b>	
Preseason.....	No. 8
Aug. 31.....	No. 7
Sept. 7.....	No. 6
Sept. 14.....	No. 6
Sept. 21.....	No. 14.
Oct. 5.....	No. 24
Oct. 12.....	No. 22
Oct. 19.....	No. 23
<b>2005</b>	
Sept. 20.....	No. 18
Sept. 27.....	No. 14
Oct. 4.....	No. 22
Oct. 11.....	No. 17
Oct. 18.....	No. 14
Oct. 25.....	No. 18
Nov. 1.....	No. 15
Nov. 8.....	No. 13
Dec. 13.....	No. 4
<b>2006</b>	
Aug. 22.....	No. 3
Aug. 29.....	No. 3
Sept. 5.....	No. 3
Sept. 12.....	No. 3
Sept. 19.....	No. 3
Sept. 26.....	No. 3
Oct. 3.....	No. 3
Oct. 10.....	No. 3
Oct. 17.....	No. 3
Oct. 24.....	No. 3
Oct. 31.....	No. 3
Nov. 7.....	No. 3
Nov. 14.....	No. 3
Dec. 19.....	No. 6
<b>2007</b>	
Aug. 21.....	No. 4
Aug. 28.....	No. 4
Sept. 4.....	No. 4
Sept. 11.....	No. 3
Sept. 18.....	No. 3
Sept. 25.....	No. 3
Oct. 2.....	No. 3
Oct. 9.....	No. 3
Oct. 16.....	No. 2
Oct. 23.....	No. 2
Oct. 30.....	No. 11
Nov. 6.....	No. 10
Nov. 13.....	No. 10
Final.....	No. 6
<b>2008</b>	
Aug. 19.....	No. 4
Sept. 2.....	No. 3
Sept. 9.....	No. 3
Sept. 16.....	No. 3
Sept. 23.....	No. 3
Sept. 30.....	No. 3
Oct. 7.....	No. 2
Oct. 14.....	No. 2
Oct. 21.....	No. 8
Oct. 28.....	No. 6
Nov. 4.....	No. 5

# LIONS IN THE NCAA DIVISION II POLLS

Nov. 11.....No. 5  
Final.....No. 3

## 2009

Preseason.....No. 6  
Aug. 31.....No. 4  
Sept. 7.....No. 3  
Sept. 14.....No. 3  
Sept. 21.....No. 3  
Sept. 28.....No. 3  
Oct. 5.....No. 3  
Oct. 12.....No. 2  
Oct. 19.....No. 1  
Oct. 26.....No. 1  
Nov. 2.....No. 1  
Nov. 9.....No. 5  
Dec. 14.....No. 6

## 2010

Preseason.....No. 3  
Aug. 30.....No. 4  
Sept. 6.....No. 3  
Sept. 13.....No. 3  
Sept. 20.....No. 3  
Sept. 27.....No. 3  
Oct. 4.....No. 3  
Oct. 11.....No. 3  
Oct. 18.....No. 10  
Oct. 25.....No. 21  
Nov. 1.....No. 18  
Nov. 8.....No. 15  
Nov. 15.....unranked  
Dec. 20.....No. 22

## 2011

Preseason.....No. 6  
Sept. 5.....No. 5  
Sept. 12.....No. 4  
Sept. 19.....No. 2  
Sept. 26.....No. 2

Oct. 3.....No. 1  
Oct. 10.....No. 1  
Oct. 17.....No. 5  
Oct. 24.....No. 5  
Oct. 31.....No. 17  
Nov. 7.....No. 13  
Nov. 14.....No. 12  
Final.....No. 14

## 2013

Sept. 9.....No. 22  
Sept. 16.....No. 24  
Nov. 4.....No. 24  
Nov. 11.....No. 20  
Nov. 18.....No. 16  
Final.....No. 10

## 2014

Preseason.....No. 5  
Sept. 8.....No. 5  
Sept. 15.....No. 5  
Sept. 22.....No. 5  
Sept. 29.....No. 5  
Oct. 6.....No. 5  
Oct. 13.....No. 4  
Oct. 20.....No. 3  
Oct. 27.....No. 3  
Nov. 3.....No. 15  
Nov. 10.....No. 15  
Nov. 17.....No. 12  
Final.....No. 16

## 2015

Preseason.....No. 15  
Sept. 7.....No. 13  
Sept. 14.....No. 10  
Sept. 21.....No. 8  
Sept. 28.....No. 8  
Oct. 5.....No. 6  
Oct. 12.....No. 17  
Oct. 19.....No. 13  
Oct. 26.....No. 21  
Nov. 2.....No. 19  
Nov. 9.....No. 15  
Nov. 16.....No. 14  
Final.....No. 15

## 2016

Preseason.....No. 15  
Sept. 5.....No. 20  
Sept. 12.....No. 20  
Sept. 19.....No. 19  
Sept. 26.....No. 18  
Oct. 3.....No. 11  
Oct. 10.....No. 10  
Oct. 17.....No. 10  
Oct. 24.....No. 7  
Oct. 31.....No. 7  
Nov. 7.....No. 7  
Nov. 14.....No. 7  
Dec. 19.....No. 2

## 2017

Preseason.....No. 6  
Sept. 4.....No. 11  
Sept. 11.....No. 10  
Sept. 18.....No. 10  
Sept. 25.....unranked

\* UNA ranked in 47 consecutive polls, 2013-17

## NATIONAL RANKING SUPERLATIVES

### LIONS IN FINAL POLL 22 TIMES SINCE 1980

UNA was ranked in the Top 25 of the final NCAA Division II poll 22 times from 1980 to 2017. The Lions also finished in the Top 25 12 times in a 14-year period.

### LIONS WERE RANKED IN 75 STRAIGHT POLLS

North Alabama was ranked in 75 consecutive NCAA Division II polls from 2005 to 2010. The streak began when the Lions moved into the Division II poll on Sept. 20, 2005 at No. 18. UNA remained in the Top 25 in every poll until finally dropping out on Nov. 15, 2010. The Lions were ranked in the Top 6 in Division II in 65 of those 75 polls.

After that one week out of the poll, UNA was ranked in 14 straight polls, or in 89 of the 90 over that seven-year period.

### LIONS NUMBER ONE IN 27 STRAIGHT POLLS

The UNA Lions took over the No. 1 ranking in the NCAA Division II on October 4, 1993 and held it for the next 27 consecutive polls, while winning three straight NCAA Division II National Championships. UNA was finally knocked out of the top spot on September 9, 1996.

### LIONS RANKED IN TOP TEN

The Lions have had numerous long runs in the Division II Top 10:

- 35 straight weeks in Top 6 - 2007-2010
- 34 straight weeks in Top 9 - 1993-1996  
- includes 27 straight weeks at No. 1
- 25 straight weeks in Top 6 - 2005-2007



UNA was ranked second in the final 2016 AFCA NCAA Division II poll

# UNA LIONS IN THE DIVISION II PLAYOFFS

**APPEARANCES: 21**  
**TOTAL GAMES: 53, RECORD: 35-18, CHAMPIONSHIPS: 3**  
**AT HOME: 26-8, ON ROAD: 9-10**

## 1980

**Quarterfinals**  
**at Florence, Alabama**  
North Alabama 17, Virginia Union 8

**Semifinals**  
**at Florence, Alabama**  
Eastern Illinois 56, North Alabama 31

## 1983

**Quarterfinals**  
**at Florence, Alabama**  
North Alabama 16, Virginia Union 14

**Semifinals**  
**at Florence, Alabama**  
Central State 27, North Alabama 24

## 1985

**Quarterfinals**  
**at Florence, Alabama**  
North Alabama 14, Fort Valley State 7

**Semifinals**  
**at Florence, Alabama**  
North Alabama 34, Bloomsburg 0

**Championship**  
**at McAllen, Texas**  
North Dakota State 35, North Alabama 7

## 19890

**First Round**  
**at Jacksonville, Alabama**  
Jacksonville State 38, North Alabama 14

## 1992

**First Round**  
**at Hampton, Virginia**  
North Alabama 33, Hampton 21

**Quarterfinals**  
**at Florence, Alabama**  
Jacksonville State 14, North Alabama 12

## 1993

**First Round**  
**at Florence, Alabama**  
North Alabama 38, Carson-Newman 28

**Quarterfinals**  
**at Florence, Alabama**  
North Alabama 45, Hampton 20

**Semifinals**  
**at Florence, Alabama**  
North Alabama 27,  
Texas A&M-Kingsville 25

**Championship**  
**at Florence, Alabama**  
North Alabama 41,  
Indiana-Pennsylvania 34

## 1994

**First Round**  
**at Florence, Alabama**  
North Alabama 17, Carson-Newman 13

**Quarterfinals**  
**at Florence, Alabama**  
North Alabama 27,  
Valdosta State 24 (2 OT)

**Semifinals**  
**at Florence, Alabama**  
North Alabama 35, North Dakota 7

**Championship**  
**at Florence, Alabama**  
North Alabama 16,  
Texas A&M-Kingsville 10

## 1995

**First Round**  
**at Florence, Alabama**  
North Alabama 38, Albany State 28

**Quarterfinals**  
**at Florence, Alabama**  
North Alabama 28, Carson-Newman 7

**Semifinals**  
**at Florence, Alabama**  
North Alabama 45, Ferris State 7

**Championship**  
**at Florence, Alabama**  
North Alabama 27, Pittsburg State 7

## 1997

**First Round**  
**at Jefferson City, Tennessee**  
Carson-Newman 21, North Alabama 7

## 2003

**First Round**  
**at Florence, Alabama**  
North Alabama 48, Southern Arkansas 24

**Quarterfinals**  
**at Florence, Alabama**  
North Alabama 41, Carson-Newman 9

**Semifinals**  
**at Grand Forks, North Dakota**  
North Dakota 29, North Alabama 22

## 2005

**First Round**  
**at Valdosta, Georgia**  
North Alabama 40, Valdosta State 13

**Second Round**  
**at Durham, North Carolina**  
North Alabama 24, N.C. Central 21

**Quarterfinals**  
**at Conway, Arkansas**  
North Alabama 41,  
Central Arkansas 38 (OT)

**Semifinals**  
**at Florence, Alabama**  
Northwest Missouri State 26,  
North Alabama 25

## 2006

**Second Round**  
**at Florence, Alabama**  
North Alabama 38, Newberry 20

**Quarterfinals**  
**at Florence, Alabama**  
Delta State 27, North Alabama 10

## 2007

**Second Round**  
**at Florence, Alabama**  
North Alabama 20, Delta State 17

**Quarterfinals**  
**at Valdosta, Georgia**  
Valdosta State 37, North Alabama 23

# UNA LIONS IN THE DIVISION II PLAYOFFS

## 2008

**Second Round**  
at Florence, Alabama  
North Alabama 37, Valdosta State 10

**Quarterfinals**  
at Cleveland, Miss.  
North Alabama 55, Delta State 34

**Semifinals**  
at Maryville, Mo.  
NW Missouri State 41, North Alabama 7

## 2009

**Second Round**  
at Florence, Alabama  
North Alabama 41, Arkansas Tech 28

**Quarterfinals**  
at Florence, Alabama  
Carson-Newman 24, North Alabama 21

## 2010

**First Round**  
at Valdosta, Georgia  
North Alabama 43, Valdosta State 20

**Second Round**  
at Cleveland, Mississippi  
Delta State 47, North Alabama 24

## 2011

**First Round**  
at Livingston, Alabama  
North Alabama 43, West Alabama 27

**Second Round**  
at Cleveland, Mississippi  
Delta State 42, North Alabama 14

## 2013

**First Round**  
at Florence, Alabama  
North Alabama 30, Tuskegee 27

**Second Round**  
at Pembroke, North Carolina  
North Alabama 37, UNC Pembroke 13

**Quarterfinals**  
at Hickory, North Carolina  
Lenoir-Rhyne 42, North Alabama 39

## 2014

**First Round**  
at Florence, Alabama  
Valdosta State 33, North Alabama 31

## 2015

**First Round**  
at Florence, Alabama  
North Alabama 50, Newberry 7

**Second Round**  
at Florence, Alabama  
Tuskegee 35, North Alabama 31

## 2016

**Second Round**  
at Florence, Alabama  
North Alabama 41, UNC-Pembroke 17

**Quarterfinal Round**  
at Florence, Alabama  
North Alabama 38, North Greenville 0

**Semifinal Round**  
at Shepherdstown, W.V.  
North Alabama 23, Shepherd 13

**Championship**  
at Kansas City, Kan.  
NW Missouri State 29, North Alabama 3

## UNA PLAYOFFS BY THE NUMBERS

21.....	Playoff Appearances
3.....	National Championships
4.....	Championship Game Appearances
10.....	Semifinal Appearances
35-18 .....	All-time Playoff Record
.660.....	Playoff Winning Percentage
26-8 .....	Record at Home
9-10 .....	Record on Road
5-1 .....	Round of 24
12-5 .....	Round of 16
10-5 .....	Quarterfinals
5-5 .....	Semifinals
3-2 .....	Championship Game
4-0 .....	After First Round Bye

## UNA PLAYOFFS APPEARANCES BY COACHES

### Bobby Wallace

10th Appearance (20-7)  
1990, 1992, 1993, 1994, 1995, 1997,  
2013, 2014, 2015, 2016

### Mark Hudspeth

5 Appearances (9-5)  
2003, 2005, 2006, 2007, 2008

### Wayne Grubb

3 Appearances (4-3)  
1980, 1983, 1985

### Terry Bowden

3 Appearances (3-3)  
2009, 2010, 2011



*Bobby Wallace led UNA to 20 NCAA Division II Playoff wins and four National Championship Games.*

## DIVISION II CHAMPIONSHIP RESULTS

Year	Champion	Runner-up	Score	Site	Att.
1973	Louisiana Tech	Western Kentucky	34-0	Sacramento, Calif.	12,016
1974	Central Michigan	Delaware	54-14	Sacramento, Calif.	10,255
1975	Northern Michigan	Western Kentucky	16-14	Sacramento, Calif.	15,558
1976	Montana State	Akron	24-13	Wichita Falls, Tex.	13,200
1977	Lehigh	Jacksonville State	33-0	Wichita Falls, Tex.	14,114
1978	Eastern Illinois	Delaware	10-9	Longview, Tex.	5,500
1979	Delaware	Youngstown State	38-21	Albuquerque, N.M.	4,000
1980	Cal Poly-SLO	Eastern Illinois	21-13	Albuquerque, N.M.	2,056
1981	Southwest Texas State	North Dakota State	42-13	McAllen, Tex.	9,415
1982	Southwest Texas State	California-Davis	34-9	McAllen, Tex.	8,000
1983	North Dakota State	Central State (Ohio)	41-21	McAllen, Tex.	5,275
1984	Troy State	North Dakota State	18-17	McAllen, Tex.	4,500
1985	North Dakota State	<b>North Alabama</b>	35-7	McAllen, Tex.	6,000
1986	North Dakota State	South Dakota	27-7	Florence, Ala.	11,506
1987	Troy State	Portland State	31-17	Florence, Ala.	10,660
1988	North Dakota State	Portland State	35-21	Florence, Ala.	6,763
1989	*Mississippi College	Jacksonville State	3-0	Florence, Ala.	10,583
1990	North Dakota State	Indiana, Pa.	51-11	Florence, Ala.	10,080
1991	Pittsburg State	Jacksonville State	23-6	Florence, Ala.	11,682
1992	Jacksonville State	Pittsburg State	17-13	Florence, Ala.	11,733
1993	<b>North Alabama</b>	Indiana, Pa.	41-34	Florence, Ala.	15,631
1994	<b>North Alabama</b>	Texas A&M-Kingsville	16-10	Florence, Ala.	13,526
1995	<b>North Alabama</b>	Pittsburg State	27-7	Florence, Ala.	15,241
1996	Northern Colorado	Carson-Newman	23-14	Florence, Ala.	5,745
1997	Northern Colorado	New Haven	51-0	Florence, Ala.	3,352
1998	Northwest Missouri St.	Carson-Newman	24-6	Florence, Ala.	6,149
1999	Northwest Missouri St.	Carson-Newman (4 OT)	58-52	Florence, Ala.	8,451
2000	Delta State	Bloomsburg	63-34	Florence, Ala.	7,123
2001	North Dakota	Grand Valley State	17-14	Florence, Ala.	6,113
2002	Grand Valley State	Valdosta State	31-24	Florence, Ala.	9,783
2003	Grand Valley State	North Dakota	10-3	Florence, Ala.	7,236
2004	Valdosta State	Pittsburg State	36-31	Florence, Ala.	8,604
2005	Grand Valley State	Northwest Missouri St.	21-17	Florence, Ala.	6,837
2006	Grand Valley State	Northwest Missouri St.	17-14	Florence, Ala.	7,437
2007	Valdosta State	Northwest Missouri St.	25-20	Florence, Ala.	7,532
2008	Minnesota-Duluth	Northwest Missouri St.	21-14	Florence, Ala.	6,219
2009	Northwest Missouri St.	Grand Valley State	30-23	Florence, Ala.	6,211
2010	Minnesota-Duluth	Delta State	20-17	Florence, Ala.	4,027
2011	Pittsburg State	Wayne State (Mich.)	35-21	Florence, Ala.	7,276
2012	Valdosta State	Winston-Salem State	35-7	Florence, Ala.	7,527
2013	Northwest Missouri St.	Lenoir-Rhyne	43-28	Florence, Ala.	6,543
2014	CSU-Pueblo	Minnesota State-Mankato	13-0	Kansas City, Kan.	6,762
2015	Northwest Missouri St.	Shepherd	34-7	Kansas City, Kan.	16,181
2016	Northwest Missouri St.	<b>North Alabama</b>	29-3	Kansas City, Kan.	9,576
2017	Texas A&M-Commerce	West Florida	37-27	Kansas City, Kan.	4,259

\* Mississippi College's participation in the 1989 playoffs and championship was vacated by the NCAA

# UNA LIONS POST-SEASON RECORDS

## TEAM OFFENSE

### Rushing Attempts:

74 vs. Hampton, 1993 Quarterfinals

### Most Yards Rushing:

472 vs. Hampton, 1993 Quarterfinals

### Least Yards Rushing:

12 vs. Valdosta State, 2014 Round of 24

### Most Pass Attempts:

45 vs. Valdosta State, 2007 Quarterfinal

### Most Pass Completions:

31 vs. North Dakota, 2003 Semifinals; 31

vs. Valdosta State, 2007 Quarterfinal

### Pass Interceptions:

3 vs. Central State of Ohio, 1983

Semifinals; vs. Fort Valley State, 1985

Quarterfinals; vs. North Dakota State, 1985

Palm Bowl; vs. N.C. Central, 2005

### Most Yards Passing:

511 vs. vs. Valdosta State, 2014 Round of 24

### Least Yards Passing:

12 vs. Valdosta State, 1994 Quarterfinals

### Most Total Plays:

87 vs. Hampton, 1993 Quarterfinals

### Most Total Yards:

570 vs. Hampton, 1993 Quarterfinals

### Least Total Yards:

64 vs. Fort Valley State, 1985 Quarterfinals

### Most First Downs:

30 vs. Hampton, 1993 Quarterfinals

### Least First Downs:

4 vs. Fort Valley State, 1985 Quarterfinals

### Most Points Scored:

55 vs. Delta State, 2008 Quarterfinals

### Least Points Scored:

3 vs. Northwest Missouri State, 2016  
Championship (lost 29-3)

## TEAM DEFENSE

### Least Yards Allowed Rushing:

41 vs. Hampton, 1992 First Round; 1 vs.  
Albany State, 1995 First Round

### Most Yards Allowed Rushing:

395 vs. Valdosta State, 2014 Round of 24

### Least Yards Allowed Passing:

18 vs. Jacksonville State, 1992  
Quarterfinals;

### Most Yards Allowed Passing:

489 vs. Delta State, 2008 Quarterfinals

### Least Total Yards Allowed:

182 vs. North Dakota, 1994 Semifinals;

176 vs. Pittsburg State, 1995

Championship Game

### Most Total Yards Allowed:

629 vs. Valdosta State, 2014 Round of 24

### Least Points Allowed:

0 vs. Bloomsburg, 1985 Semifinals and 0

vs. North Greenville, 2016 Quarterfinals

### Most Points Allowed:

56 vs. Eastern Illinois, 1980 Semifinals

### Least First Downs Allowed:

8 vs. North Dakota, 1994 Semifinals

### Most First Downs Allowed:

30 vs. Valdosta State, 2014 Round of 24

## INDIVIDUAL-GAME

### Rushes:

33, DeMarcus Blount vs. Valdosta State,  
2005 First Round (128 yds)

### Yards Rushing:

216, Brian Satterfield vs. Texas  
A&M-Kingsville, 1993 Semifinals

### Pass Attempts:

45, A.J. Milwee vs. Valdosta State, 2007  
Quarterfinal (31 comp.)

### Pass Completions:

31, A.J. Milwee vs. Valdosta State, 2007  
Quarterfinal (45 att.)

### Pass Interceptions:

3, Dallas Metcalf vs. Fort Valley State,  
1985 Quarterfinals; 3 by Vinnie Saylor vs.  
N.C. Central, 2005

### Yards Passing:

511, Luke Wingo vs. Valdosta State, 2014  
Round of 24

### Total Offense:

519, Luke Wingo vs. Valdosta State, 2014  
Round of 24 (511 passing, 8 rushing)

### Pass Receptions:

9, Tristan Purifoy vs. Delta State (103  
yards) 2011 Round of 24; Dre Hall vs.  
UNCP (136 yards) , 2016 Second Round

### Yards Receiving:

169, Jason Smith vs. Lenoir-Rhyne, 2013  
Quarterfinals (7 catches)

### Touchdown Passes:

4, Luke Wingo vs. Newberry, 2015 First  
Round

### Touchdowns Rushing:

3, Chris Coffey vs. Valdosta State, 2010  
First Round; Cody Gross vs. Hampton,  
1992 First Round; 3, A.J. Milwee vs.  
Newberry, 2006 Second Round

### Touchdown Receptions:

3, Chip Long vs. Central Arkansas, 2005  
Quarterfinals

### Punts:

9, Harlow Fikes vs. Fort Valley State, 1985

### Punting Average:

46.2, Will Batson vs. Arkansas Tech, 2009  
Second Round, 4 punts for 185 yards

### Longest Run:

90, Kenyatta Jones vs. Texas A&M-  
Kingsville, 1994 Championship (TD)

### Longest Pass Completion:

88, Luke Wingo to Jarret Smith vs.  
Valdosta State, 2014 Round of 24 (TD)

### Longest Punt:

73 Guy Cox vs. Virginia Union, 1980  
Quarterfinals

### Longest Kickoff Return:

90, Lamonte Thompson vs Lenoir-Rhyne,  
2013 Quarterfinals

### Longest Punt Return:

92, Janoris Jenkins vs. West Alabama,  
2011 Round of 24

### Longest Field Goal:

50, Kevin Henke vs. UNC Pembroke, 2016  
Second Round

### Longest Pass Interception Return:

80, Khyle Jackson vs. North Greenville,  
2016 Quarterfinals

### Total Points Scored:

18, Chris Coffey vs. Valdosta State, 2010  
First Round; Cody Gross vs. Hampton,  
1992 First Round; Chip Long vs. Central  
Arkansas, 2005 Quarterfinals; A.J. Milwee  
vs. Newberry, 2006 Second Round

### PAT's:

7, Tom Schneider vs. Delta State, 2008  
Quarterfinals (7-of-7)

### Field Goals:

3, James Knowles vs. Virginia Union,  
1983 Quarterfinals; 3 by Kevin Henke vs.  
Shepherd, 2016 Semifinals

## INDIVIDUAL TOURNAMENT

### Yards Rushing:

586, Brian Satterfield in 1993 (4 games)

### Pass Attempts:

130, Jacob Tucker in 2016 (4 games)

### Pass Completions:

77, Will Hall in 2003 (3 games)

### Pass Interceptions:

6, Dallas Metcalf in 1985 (3 games), Vinnie  
Saylor in 2005 (4 games)

### Yards Passing:

945, Will Hall in 2003 (3 games)

### Total Offense:

1,129, Jacob Tucker in 2006 (4 games)

### Pass Receptions:

27, Dre Hall in 2016 (4 games)

### Yards Receiving:

379, Dre Hall in 2016 (4 games) 27  
catches

### TD Passes:

7, Will Hall in 2003 (3 games)

### TD Rushes:

5, Cody Gross and Brian Satterfield in  
1993 (4 games); 5, Jermaine Roberts in  
1995 (4 games)

### TD Receptions:

3, Chip Long in 2005 (3 games); 3 by Dre  
Hall in 2016 (3 games)

### Punts:

23, Jeb Millender in 2016 (4 games)

### Total Points:

36, Jermaine Roberts in 1995 (4 games)

### Total Points Scored by Kicking:

33, Kevin Henke in 2016 (4 games), 7 FG,  
12 PAT

### PAT's:

19, Jamie Stoddard in 1993 (4 games)

### Field Goals Made:

7, Kevin Henke in 2016 (4 games)

# UNA POST-SEASON SUPERLATIVES

## Most Passing Yards

511	Luke Wingo vs. Valdosta State	2014	Round of 24
341	Harrison Beck vs. Arkansas Tech	2009	Round of 16
337	Will Hall vs. North Dakota	2003	Semifinal
322	Luke Wingo vs. Newberry	2015	First Round
320	Lee Chapple vs. West Alabama	2011	Round of 24
318	A.J. Milwee vs. Valdosta State	2008	Quarterfinal

## Most Rushing Yards

216	Brian Satterfield vs. Texas A&M-Kingsville	1993	Semifinal
198	A.J. Lamar vs. Albany State	1995	Round of 16
180	Brian Satterfield vs. Indiana, Pa.	1993	Championship
145	Jermaine Roberts vs. Ferris State	1995	Semifinal
136	A.J. Milwee vs. Newberry	2006	Round of 16
141	Tyrone Rush vs. Hampton	1992	Round of 16
137	DeMarcus Blount vs. N.C. Central	2005	Round of 16
132	Kenyatta Jones vs. Carson-Newman	1994	Round of 16
130	Lawson Fletcher vs. Virginia Union	1980	Quarterfinal
128	DeMarcus Blount vs. Valdosta State	2005	First Round
128	Brian Satterfield vs. Hampton	1992	First Round
124	Jermaine Roberts vs. Carson-Newman	1995	Quarterfinal
122	Cody Gross vs. Hampton	1993	Quarterfinal
116	Brian Satterfield vs. Hampton	1993	Quarterfinal
113	Jacob Tucker vs. Shepherd	2016	Semifinal
111	Clarence Johnson vs. Virginia Union	1980	Quarterfinal
111	Charles Johnson vs. North Dakota State	1985	Championship
107	Anthony Merritt vs. Newberry	2006	Round of 16
107	Jermaine Roberts vs. Pittsburg State	1995	Championship
107	Jaylan Jackson vs. newberry	2015	First Round
103	Kenyatta Jones vs. Texas A&M-Kingsville	1994	Championship
101	Tyrone Rush vs. Hampton	1993	Quarterfinal

## Most Receiving Yards

169	Jason Smith vs. Lenoir-Rhyne	2013	Quarterfinal
136	Dre Hall vs. UNC-Pembroke	2016	Second Round
128	Dre Hall vs. Valdosta State	2014	Round of 24
125	Taris Birt vs. Carson-Newman	2003	Quarterfinal
122	Joemal Campbell at Delta State	2008	Quarterfinal
121	Preston Parker vs. Arkansas Tech	2009	Round of 16
112	Dre Hall vs. Shepherd	2016	Semifinal
110	Jarret Smith vs. Valdosta State	2014	Round of 24
105	Troy Nelson at Jacksonville State	1990	Round of 16
104	Daniel Almon at West Alabama	2011	Round of 24
103	Tristan Purifoy at Delta State	2011	Round of 16
103	David Mooneyham vs. Southern Arkansas	2003	Round of 16
100	Chip Long at Central Arkansas	2005	Quarterfinal

## Three 100-Yard Rushers in a Game

Three UNA Lions rushed for more than 100 yards in the same game in the 1993 NCAA Quarterfinal vs. Hampton. Cody Gross had 122, Brian Satterfield 116 and Tyrone Rush 101.



Brian Satterfield rushed for 216 yards against Texas A&M-Kingsville in the semifinal of the 1993 NCAA Division II Playoffs.

# UNA GAME-BY-GAME NCAA PLAYOFF STATS

<b>1980</b>	Pts	1st	Rushing	Yds	Passing	Yds	Total Off.	Fum.	Pen.	PRet.	KORet	INTRet	Poss.
VUU	8	14	40	115	12-26-0	131	66-246	3-1	7-39	0-0	4-81	1-31	31:55
UNA	17	15	51	232	4-9-1	77	60-309	3-3	5-68	0-0	1-12	0-0	27:53
<b>1980</b>	Pts	1st	Rushing	Yds	Passing	Yds	Total Off.	Fum.	Pen.	PRet.	KORet	INTRet	Poss.
EIU	56	24	51	231	21-34-3	258	85-489	1-0	8-60	4-5	5-95	1-0	39:18
UNA	31	8	36	134	5-12-1	92	48-226	2-2	4-50	3-15	8-131	3-59	20:42
<b>1983</b>	Pts	1st	Rushing	Yds	Passing	Yds	Total Off.	Fum.	Pen.	PRet.	KORet	INTRet	Poss.
VUU	14	17	51	193	9-28-2	82	79-375	1-0	4-20	2-4	5-80	0-0	35:18
UNA	16	11	42	91	6-14-0	70	56-161	1-0	6-50	3-19	1-19	2-36	24:52
<b>1983</b>	Pts	1st	Rushing	Yds	Passing	Yds	Total Off.	Fum.	Pen.	PRet.	KORet	INTRet	Poss.
CSU	27	14	49	101	8-18-2	188	67-289	3-1	7-59	2-34	5-83	3-38	31:26
UNA	24	17	45	117	10-22-3	154	67-271	3-2	5-45	3-27	2-34	2-17	28:34
<b>1985</b>	Pts	1st	Rushing	Yds	Passing	Yds	Total Off.	Fum.	Pen.	PRet.	KORet	INTRet	Poss.
FVSU	7	10	46	97	12-30-4	124	76-211	1-0	8-59	7-2	3-60	3-16	34:08
UNA	14	4	35	24	4-23-3	40	58- 64	7-0	4-25	1-(-5)	1-8	4-42	25:42
<b>1985</b>	Pts	1st	Rushing	Yds	Passing	Yds	Total Off.	Fum.	Pen.	PRet.	KORet	INTRet	Poss.
BU	0	14	28	49	10-33-1	135	61-184	1-1	6-29	1-3	7-163	1-0	24:35
UNA	34	25	59	218	11-16-1	213	75-431	2-0	4-32	2-(-2)	0-0	1-0	35:25
<b>1985</b>	Pts	1st	Rushing	Yds	Passing	Yds	Total Off.	Fum.	Pen.	PRet.	KORet	INTRet	Poss.
NDSU	35	14	60	232	4-5-0	79	334	6-3	6-36	3-15	2-92	3-18	31:29
UNA	7	13	49	155	7-18-3	83	238	5-3	3-27	2-12	6-64	0-0	28:31
<b>1990</b>	Pts	1st	Rushing	Yds	Passing	Yds	Total Off.	Fum.	Pen.	PRet.	KORet	INTRet	Poss.
JSU	38	16	59	288	3-6-0	75	65-363	2-0	8-65	2-2	0-0	2-83	34:46
UNA	14	17	27	91	22-44-2	278	71-387	1-0	5-46	2-3	7-101	0-0	25:14
<b>1992</b>	Pts	1st	Rushing	Yds	Passing	Yds	Total Off.	Fum.	Pen.	PRet.	KORet	INTRet	Poss.
HU	21	19	26	46	22-39-2	280	65-315	0-0	2-7	2-7	6-68	0-0	21:38
UNA	33	28	64	389	3-10-0	105	74-494	1-0	5-66	0-0	4-73	2-22	38:22
<b>1992</b>	Pts	1st	Rushing	Yds	Passing	Yds	Total Off.	Fum.	Pen.	PRet.	KORet	INTRet	Poss.
JSU	14	12	60	209	2-4-1	18	64-227	3-0	3-30	2-26	3-57	0-0	31:51
UNA	12	14	52	200	2-7-0	21	59-221	5-1	1-5	2-49	1-17	1-22	28:09
<b>1993</b>	Pts	1st	Rushing	Yds	Passing	Yds	Total Off.	Fum.	Pen.	PRet.	KORet	INTRet	Poss.
CN	28	11	32	103	9-18-2	157	50-249	4-2	6-30	1-25	7-173	2-0	23:03
UNA	38	25	61	298	9-17-0	146	77-455	2-1	1-5	1-2	5-112	0-0	36:57
<b>1993</b>	Pts	1st	Rushing	Yds	Passing	Yds	Total Off.	Fum.	Pen.	PRet.	KORet	INTRet	Poss.
HU	20	14	23	110	16-40-1	204	63-314	2-1	5-45	2-14	7-157	1-0	41:11
UNA	45	30	74	472	6-13-1	98	87-570	3-1	5-35	0-0	3-40	1-9	18:49
<b>1993</b>	Pts	1st	Rushing	Yds	Passing	Yds	Total Off.	Fum.	Pen.	PRet.	KORet	INTRet	Poss.
TAMK	25	16	31	91	13-27-1	118	58-268	1-0	4-50	2-54	5-50	0-0	23:17
UNA	27	23	64	352	5-12-0	177	76-470	4-1	2-21	2-5	3-68	1-0	36:43
<b>1993</b>	Pts	1st	Rushing	Yds	Passing	Yds	Total Off.	Fum.	Pen.	PRet.	KORet	INTRet	Poss.
IUP	34	21	36	134	20-37-2	299	71-433	0-0	4-31	1-5	6-103	0-0	28:38
UNA	41	21	56	359	8-17-0	178	73-537	0-0	3-18	2-14	3-26	2-6	31:22



# UNA GAME-BY-GAME NCAA PLAYOFF STATS

<b>1994</b>	Pts	1st	Rushing	Yds	Passing	Yds	Total Off.	Fum.	Pen.	PRet.	KORet	INTRet	Poss.
CN	13	10	33	162	6-13-0	84	46-246	2-0	8-55	2-19	2-22	1-27	20:41
UNA	17	23	64	306	3-13-1	39	77-345	5-3	8-60	2-12	5-80	0-0	39:19
<b>1994</b>	Pts	1st	Rushing	Yds	Passing	Yds	Total Off.	Fum.	Pen.	PRet.	KORet	INTRet	Poss.
VSU	24	14	37	107	25-37-0	194	74-301	3-0	7-64	0-0	4-65	0-0	31:27
UNA	27	18	59	327	2-7-0	12	66-339	4-3	2-10	4-18	4-81	0-0	28:33
<b>1994</b>	Pts	1st	Rushing	Yds	Passing	Yds	Total Off.	Fum.	Pen.	PRet.	KORet	INTRet	Poss.
UND	7	8	20	53	12-30-0	129	50-182	2-2	5-38	0-0	6-130	0-0	19:41
UNA	35	22	59	249	12-20-0	194	79-443	2-0	9-76	5-8	288	2-17	40:19
<b>1994</b>	Pts	1st	Rushing	Yds	Passing	Yds	Total Off.	Fum.	Pen.	PRet.	KORet	INTRet	Poss.
TAMK	10	13	49	200	7-20-3	97	69-297	3-0	6-45	4-19	4-7	0-0	23:00
UNA	16	10	47	222	4-10-0	58	57-280	4-2	3-31	2-5	3-45	3-27	27:00
<b>1995</b>	Pts	1st	Rushing	Yds	Passing	Yds	Total Off.	Fum.	Pen.	PRet.	KORet	INTRet	Poss.
ASU	28	20	18	1	28-59-2	378	77-379	2-0	7-64	1-(-3)	5-41	2-76	27:39
UNA	38	12	54	299	5-10-2	107	64-406	3-0	7-70	1-1	6-91	2-0	32:21
<b>1995</b>	Pts	1st	Rushing	Yds	Passing	Yds	Total Off.	Fum.	Pen.	PRet.	KORet	INTRet	Poss.
CN	7	8	30	50	9-20-2	157	50-207	1-0	4-30	4-42	5-76	1-21	22:53
UNA	28	20	55	338	4-10-1	70	65-408	1-1	6-72	0-0	1-2	2-3	37:07
<b>1995</b>	Pts	1st	Rushing	Yds	Passing	Yds	Total Off.	Fum.	Pen.	PRet.	KORet	INTRet	Poss.
FS	7	12	31	78	18-31-5	131	62-209	2-0	26:10	2-23	5-76	0-0	26:10
UNA	45	24	60	397	4-12-0	64	72-461	1-1	33:50	3-21	0-0	5-77	33:50
<b>1995</b>	Pts	1st	Rushing	Yds	Passing	Yds	Total Off.	Fum.	Pen.	PRet.	KORet	INTRet	Poss.
PSU	7	10	27	113	6-19-4	77	46-176	2-1	6-61	2-10	5-95	1-0	19:47
UNA	27	21	58	264	10-24-1	131	82-380	3-1	7-75	2-3	2-24	4-0	40:13
<b>1997</b>	Pts	1st	Rushing	Yds	Passing	Yds	Total Off.	Fum.	Pen.	PRet.	KORet	INTRet	Poss.
CN	7	20	46	187	8-16-2	149	62-336	1-1	11-84	1-10	2-87	1-38	31:00
UNA	21	21	39	141	11-25-1	109	64-250	1-1	5-50	0-0	4-80	2-7	29:00
<b>2003</b>	Pts	1st	Rushing	Yds	Passing	Yds	Total Off.	Fum.	Pen.	PRet.	KORet	INTRet	Poss.
SAU	24	13	23	70	15-32-0	225	55-295	2-1	4-25	0-0	8-161	0-0	20:07
UNA	48	26	51	258	22-30-1	273	81-531	2-0	10-55	1-19	4-69	1-0	39:53
<b>2003</b>	Pts	1st	Rushing	Yds	Passing	Yds	Total Off.	Fum.	Pen.	PRet.	KORet	INTRet	Poss.
CN	9	22	51	274	9-23-3	146	74-420	2-2	7-42	0-0	7-99	0-0	30:05
UNA	41	24	38	113	25-31-0	335	69-448	1-1	7-61	2-1	1-8	3-0	29:55
<b>2003</b>	Pts	1st	Rushing	Yds	Passing	Yds	Total Off.	Fum.	Pen.	PRet.	KORet	INTRet	Poss.
UND	29	16	41	125	14-24-0	125	65-300	1-0	3-15	4-67	4-74	2-23	34:32
UNA	22	18	24	8	31-44-2	360	68-368	2-0	6-40	4-24	4-76	0-0	25:28
<b>2005</b>	Pts	1st	Rushing	Yds	Passing	Yds	Total Off.	Fum.	Pen.	PRet.	KORet	INTRet	Poss.
VSU	13	17	28	50	19-43-4	188	71-238	3-2	5-27	2-(-1)	8-136	2-0	26:41
UNA	40	21	51	174	13-26-2	244	77-418	2-2	9-84	4-44-	3-20	4-105	33:19
<b>2005</b>	Pts	1st	Rushing	Yds	Passing	Yds	Total Off.	Fum.	Pen.	PRet.	KORet	INTRet	Poss.
NCCU	21	22	51	172	18-33-0	194	84-366	2-1	5-43	3-33	4-78	3-20	35:00
UNA	24	21	36	210	15-31-3	259	67-469	0-0	7-53	3-14	4-80	0-0	25:00


# UNA GAME-BY-GAME NCAA PLAYOFF STATS

Year	Pts	1st	Rushing	Yds	Passing	Yds	Total Off.	Fum.	Pen.	PRet.	KORet	INTRet	Poss.
<b>2005</b>													
UCA	38	20	39	148	19-37-0	279	78-440	2-2	6-48	1-7	7-128	0-0	31:50
UNA	41	15	41	161	21-36-0	215	75-363	2-1	6-56	3-14	7-130	0-0	28:10
<b>2005</b>													
NWMS	25	17	21	66	25-40-2	245	61-311	1-1	6-40	2-33	6-126	2-3	26:22
UNA	24	23	36	99	29-42-1	248	78-347	1-0	6-57	4-26	4-67	1-13	33:38
<b>2006</b>													
NC	20	26	29	101	24-39-1	367	68-468	0-0	28:14	2-1	4-99	0-0	28:14
UNA	38	26	46	315	15-18-0	155	64-470	1-0	31:46	1-21	3-74	1-49	31:46
<b>2006</b>													
DSU	27	26	39	269	26-35-0	227	74-496	1-1	9-91	2-10	3-30	1-0	38:00
UNA	10	9	14	20	14-30-1	134	50-148	0-0	4-28	2-3	4-60	0-0	22:00
<b>2007</b>													
DSU	17	20	34	83	24-40-0	307	74-390	2-1	5-40	1-3	4-48	0-0	29:53
UNA	20	16	30	47	22-36-0	197	66-244	1-0	2-11	3-18	4-71	0-0	30:07
<b>2007</b>													
VSU	37	16	27	92	24-35-1	214	62-306	1-0	9-110	4-183	5-147	2-6	25:21
UNA	23	24	31	95	31-45-2	318	76-413	1-1	6-55	1-5	7-116	1-0	34-39
<b>2008</b>													
VSU	10	14	23	65	22-39-0	167	62-232	3-2	7-47	3-15	6-75	0-0	25:09
UNA	37	19	43	139	18-29-0	190	72-329	2-2	4-40	2-31	3-37	0-0	34:51
<b>2008</b>													
DSU	34	29	18	52	38-61-4	489	79-541	2-2	6-60	3-25	9-83	1-3	27:32
UNA	55	22	38	153	24-35-1	281	73-434	1-0	8-69	2-52	6-74	4-105	32:28
<b>2008</b>													
NWMS	41	20	50	186	10-21-0	69	71-255	1-0	7-67	0-0	2-68	1-34	32:14
UNA	7	12	32	84	21-41-1	137	73-221	3-1	7-70	1-6	4-72	0-0	27:46
<b>2009</b>													
ATU	28	30	24	87	39-63-2	432	87-519	0-0	6-60	2-13	7-179	1-22	27:56
UNA	41	25	26	139	25-37-1	341	73-480	1-1	11-96	0-0	4-83	2-55	32:04
<b>2009</b>													
CN	24	17	53	260	8-16-1	93	353	1-1	6-50	5-42	3-46	3-27	35:54
UNA	21	13	17	(-4)	24-50-3	281	277	0-0	4-45	1-11	5-116	1-41	25:06
<b>2010</b>													
VSU	20	11	36	132	16-24-3	71	60-203	6-4	6-45	3-9	7-140	0-0	28:16
UNA	43	17	40	146	15-22-0	163	62-309	1-1	6-60	3-25	5-79	3-51	31:31
<b>2010</b>													
DSU	47	30	56	359	19-25-0	165	81-524	1-0	5-53	2-50	4-85	2-27	39:39
UNA	20	14	16	66	17-39-2	208	55-274	0-0	6-42	1-(2)	8-179	0-0	20:21
<b>2011</b>													
UWA	27	22	45	186	16-25-1	188	70-374	1-1	2-12	1-5	5-101	0-0	29:35
UNA	43	24	40	151	27-33-0	320	73-471	0-0	6-45	3-96	5-68	1-0	30:15

# UNA GAME-BY-GAME NCAA PLAYOFF STATS

<b>2011</b>	Pts	1st	Rushing	Yds	Passing	Yds	Total Off.	Fum.	Pen.	PRet.	KORet	INTRet	Poss.
DSU	42	27	54	252	17-24-0	214	78-466	4-2	6-42	0-0	3-74	0-0	34:36
UNA	14	16	29	44	21-39-0	254	68-298	1-1	12-98	0-0	5-75	0-0	25:24
<b>2013</b>	Pts	1st	Rushing	Yds	Passing	Yds	Total Off.	Fum.	Pen.	PRet.	KORet	INTRet	Poss.
TU	27	18	33	125	12-28-2	218	61-343	1-1	11-61	1-2	3-78	1-18	28:48
UNA	30	16	42	172	13-18-1	160	60-332	0-0	9-88	0-0	6-124	2-12	31:12
<b>2013</b>	Pts	1st	Rushing	Yds	Passing	Yds	Total Off.	Fum.	Pen.	PRet.	KORet	INTRet	Poss.
UNCP	13	16	23	90	26-41-5	214	64-304	3-1	4-38	3-35	7-194	0-0	25:19
UNA	37	21	50	275	12-18-0	101	68-376	0-0	3-30	1-18	2-29	5-92	34:41
<b>2013</b>	Pts	1st	Rushing	Yds	Passing	Yds	Total Off.	Fum.	Pen.	PRet.	KORet	INTRet	Poss.
L-R	42	21	75	377	1-2-0	19	77-396	2-1	8-62	1-21	2-39	1-55	38:49
UNA	39	17	26	103	17-29-1	244	55-347	3-2	5-55	1-4	7-189	0-0	21:11
<b>2014</b>	Pts	1st	Rushing	Yds	Passing	Yds	Total Off.	Fum.	Pen.	PRet.	KORet	INTRet	Poss.
VSU	33	30	51	395	24-34-0	234	85-629	1-1	7-53	1-11	1-23	1-0	34:48
UNA	31	21	23	12	30-37-1	511	60-523	2-1	2-18	1-2	4-65	0-0	25:12
<b>2015</b>	Pts	1st	Rushing	Yds	Passing	Yds	Total Off.	Fum.	Pen.	PRet.	KORet	INTRet	Poss.
NC	7	14	37	126	15-34-3	153	71-279	1-1	11-102	0-0	6-134	0-0	29:25
UNA	50	18	47	137	14-17-0	341	64-478	0-0	3-15	3-53	1-4	3-1	30:35
<b>2015</b>	Pts	1st	Rushing	Yds	Passing	Yds	Total Off.	Fum.	Pen.	PRet.	KORet	INTRet	Poss.
TU	35	20	45	258	10-20-4	176	65-434	2-1	6-50	2-61	4-87	1-32	31:58
UNA	31	17	35	43	20-35-1	245	70-288	0-0	4-30	2-44	5-136	4-46	28:02
<b>2016</b>	Pts	1st	Rushing	Yds	Passing	Yds	Total Off.	Fum.	Pen.	PRet.	KORet	INTRet	Poss.
UNCP	17	19	28	100	27-47-3	272	75-372	2-1	6-83	1-2	6-123	1-6	32:57
UNA	41	20	36	138	21-28-1	282	64-420	3-3	3-41	4-62	4-92	3-32	27:03
<b>2016</b>	Pts	1st	Rushing	Yds	Passing	Yds	Total Off.	Fum.	Pen.	PRet.	KORet	INTRet	Poss.
NGU	0	13	28	86	13-35-4	95	63-181	2-1	5-55	0-0	2-40	1-0	26:31
UNA	38	23	43	175	20-35-1	226	78-401	1-1	2-25	5-50	1-17	4-120	33:29
<b>2016</b>	Pts	1st	Rushing	Yds	Passing	Yds	Total Off.	Fum.	Pen.	PRet.	KORet	INTRet	Poss.
SU	13	13	37	133	11-28-1	112	65-245	0-0	8-33	0-0	5-91	0-0	31:11
UNA	23	20	46	209	12-27-0	178	73-387	2-2	5-55	6-26	3-38	1-0	28:49
<b>2016</b>	Pts	1st	Rushing	Yds	Passing	Yds	Total Off.	Fum.	Pen.	PRet.	KORet	INTRet	Poss.
UNA	3	14	33	22	15-41-1	179	74-201	5-2	2-15	5-5	5-49	1-0	27:05
NWMS	29	15	40	226	18-34-1	112	74-338	3-1	3-49	1-(-3)	3-84	1-0	32:55

# ALL-TIME LION SCORES



## 1949 (4-5-0) Hal Self

9-29	at Jacksonville State	7-12
10-8	SAMFORD	28-7
10-15	St. Bernard JUCO	28-0
10-22	WEST ALABAMA	13-14
10-29	at Troy State	6-19
11-5	MIDDLE TENNESSEE STATE	16-54
11-12	at Bethel College	32-0
11-19	TENNESSEE-MARTIN (JUCO)	53-0
11-26	AUSTIN PEAY	6-27
	<b>TOTALS</b>	<b>189-133</b>

## 1950 (5-4-0) Hal Self

9-23	COLLEGE OF THE OZARKS	2-0
9-30	at Austin Peay	0-6
10-7	Samford (N)	7-0
10-14	ST. BERNARD (JUCO)	48-0
10-21	at West Alabama	0-19
10-24	TROY STATE	0-19
10-31	at Middle Tennessee State	14-26
11-1	BETHEL	39-2
11-7	JACKSONVILLE STATE	6-0
	<b>TOTALS</b>	<b>116-72</b>

## 1951 (6-3-0) Hal Self

9-22	UNION	44-0
9-29	AUSTIN PEAY	27-7
10-6	SAMFORD	30-6
10-13	at Arkansas State	13-35
10-20	WEST ALABAMA	12-9
10-27	at Troy State	31-6
11-3	MIDDLE TENNESSEE STATE	0-21
11-10	CENTRAL ARKANSAS	32-20
11-17	at Jacksonville State	6-13
	<b>TOTALS</b>	<b>195-117</b>

## 1952 (8-1-0) Hal Self

9-20	at Union Univ.	51-7
9-27	at Austin Peay	9-0
10-4	HENDERSON STATE	47-21
10-11	ARKANSAS STATE	7-28
10-18	at West Alabama	32-6
10-25	TROY STATE	29-6
11-1	MIDDLE TENNESSEE STATE	34-18
11-8	CENTRAL ARKANSAS	28-6
11-15	JACKSONVILLE STATE	41-14
	<b>TOTALS</b>	<b>278-106</b>

## 1953 (6-1-1) Hal Self

9-26	at Tennessee Tech	7-14
10-3	AUSTIN PEAY	14-13

10-10	at Arkansas State	13-13
10-17	WEST ALABAMA	40-6
10-24	SAMFORD	40-7
10-31	MIDDLE TENNESSEE STATE	14-7
11-7	at Troy State	26-6
11-14	at Jacksonville State	26-0
	<b>TOTALS</b>	<b>180-66</b>

## 1954 (8-2-0) Hal Self

9-18	TENNESSEE TECH	20-7
9-25	at Pensacola Navy	0-21
10-2	at Austin Peay	13-7
10-9	ARKANSAS STATE	26-7
10-16	at Livingston	32-0
10-23	MURRAY STATE	20-13
10-30	at Middle Tennessee State	26-27
11-6	TROY STATE	28-6
11-13	JACKSONVILLE STATE	21-0
11-20	at East Tennessee	27-14
	<b>TOTALS</b>	<b>213-102</b>

## 1955 (7-3-0) Hal Self

9-17	at Tennessee Tech	7-26
9-24	HENDERSON STATE	33-7
10-1	AUSTIN PEAY	13-7
10-8	at Arkansas State	12-7
10-15	WEST ALABAMA	52-0
10-22	at Murray State	7-14
10-29	at Middle Tennessee State	21-25
11-5	at Troy State	30-7
11-12	at Jacksonville State	21-7
11-19	EAST TENNESSEE	13-12
	<b>TOTALS</b>	<b>209-112</b>

## 1956 (6-3-0) Hal Self

9-15	TENNESSEE TECH	6-20
9-22	MURRAY STATE	19-18
9-29	at Austin Peay	6-19
10-6	ARKANSAS STATE	13-39
10-13	at West Alabama	21-18
10-20	at East Tennessee	21-7
11-3	TROY STATE	27-6
11-10	JACKSONVILLE STATE	27-14
11-17	SOUTHEAST MISSOURI ST.	63-13
	<b>TOTALS</b>	<b>203-154</b>

## 1957 (6-4-0) Hal Self

9-14	MIDDLE TENNESSEE STATE	0-26
9-21	at Tennessee Tech	20-0
9-28	at Murray State	0-7
10-5	at Arkansas State	13-15
10-19	SOUTHEASTERN LOUISIANA	19-21
10-26	EAST TENNESSEE STATE	19-13
11-2	at Troy State	41-14
11-9	MORNINGSIDE	40-0
11-16	AUSTIN PEAY	40-13
11-23	WEST ALABAMA	47-7
	<b>TOTALS</b>	<b>239-116</b>

## 1958 (4-5-0) Hal Self

9-27	MURRAY STATE	6-20
10-4	ARKANSAS STATE	19-0
10-11	WEST ALABAMA	32-14
10-18	at Southeastern Louisiana	7-40
10-25	TROY STATE	20-14
11-1	at Middle Tennessee State	6-36
11-8	MCNEESE STATE	0-20
11-15	TENNESSEE TECH	14-20
11-22	at Austin Peay	20-13
	<b>TOTALS</b>	<b>124-177</b>

## 1959 (5-4-1) Hal Self

9-19	at Tennessee Tech	14-14
9-26	at Murray State	13-6
10-3	at Arkansas State	16-14
10-10	WEST ALABAMA	19-0
10-17	SOUTHEASTERN LOUISIANA	21-28
10-24	at Troy State	34-14
10-31	MIDDLE TENNESSEE STATE	26-34
11-7	at McNeese State	7-28
11-14	AUSTIN PEAY	22-8
11-21	at Vanderbilt	7-42
	<b>TOTALS</b>	<b>179-188</b>

## 1960 (7-3-0) Hal Self

9-17	at Delta State	0-12
9-24	MURRAY STATE	20-15
10-1	ARKANSAS STATE	0-19
10-8	WEST ALABAMA	23-6
10-15	at Southeastern Louisiana	6-32
10-22	TROY STATE	38-0
10-29	at Middle Tennessee State	7-6
11-5	at Jacksonville St.	14-7
11-12	at Austin Peay	35-34
11-19	TENNESSEE-MARTIN	21-20
	<b>TOTALS</b>	<b>164-151</b>

## 1961 (7-3-0) Hal Self

9-16	DELTA STATE	9-6
9-23	at Murray State	9-6
9-30	at Arkansas State	6-14
10-7	WEST ALABAMA	49-0
10-14	SOUTHEASTERN LOUISIANA	6-33
10-21	at Troy State	14-8
10-28	MIDDLE TENNESSEE STATE	3-13
11-4	JACKSONVILLE STATE	17-0
11-11	AUSTIN PEAY	14-8
11-18	at Tennessee-Martin	17-14
	<b>TOTALS</b>	<b>144-102</b>

## 1962 (5-4-1) Hal Self

9-15	at Jacksonville State	7-7
9-22	NORTHWEST LOUISIANA	21-14
9-29	ARKANSAS STATE	14-23
10-6	at West Alabama	27-7
10-13	at Southeastern Louisiana	7-25
10-20	TROY STATE	27-6
10-27	at Middle Tennessee	2-33
11-3	at Delta State	14-26
11-10	at Austin Peay	17-0
11-17	TENNESSEE-MARTIN	31-8
	<b>TOTALS</b>	<b>67-149</b>

## 1963 (3-5-2) Hal Self

9-14	JACKSONVILLE STATE	0-0
9-21	MIDDLE TENNESSEE STATE	13-41
9-28	at Arkansas State	12-14
10-5	WEST ALABAMA	35-7
10-12	MISSISSIPPI COLLEGE	0-0
10-19	at Troy State	8-7
10-26	at Northwest Louisiana	14-33
11-2	DELTA STATE	20-17
11-9	at Tennessee-Chattanooga	6-25
11-16	at Tennessee-Martin	2-27
	<b>TOTALS</b>	<b>110-171</b>

## 1964 (2-6-1) Hal Self

9-19	at Middle Tennessee State	3-21
9-26	ARKANSAS STATE	3-10
10-3	at West Alabama	6-6
10-10	at Mississippi College	0-3
10-24	TROY STATE	7-21

# ALL-TIME LION SCORES

10-31	at Delta State .....	14-34
11-7	LOUISIANA COLLEGE .....	16-7
11-14	TENNESSEE-MARTIN .....	8-0
11-21	at Jacksonville State .....	0-28
	TOTALS .....	57-130

## 1965 (4-6-0) Hal Self

9-18	MIDDLE TENNESSEE STATE .....	14-44
9-25	at Arkansas State .....	12-33
10-2	WEST ALABAMA .....	42-28
10-9	MISSISSIPPI COLLEGE .....	7-21
10-16	at Henderson State .....	16-15
10-23	at Troy State .....	35-16
10-30	DELTA STATE .....	7-16
11-6	at Louisiana College .....	0-13
11-13	at Tennessee-Martin .....	17-14
11-20	JACKSONVILLE STATE .....	0-6
	TOTALS .....	150-206

## 1966 (4-4-1) Hal Self

9-17	at Jacksonville State .....	0-20
9-24	ARKANSAS STATE .....	7-27
10-1	at West Alabama .....	10-0
10-8	at Mississippi College .....	14-7
10-15	HENDERSON STATE .....	28-20
10-22	TROY STATE .....	35-34
10-29	at Delta State .....	21-32
11-12	TENNESSEE-MARTIN .....	18-24
11-19	SAMFORD .....	31-31
	TOTALS .....	164-195

## 1967 (2-6-1) Hal Self

9-16	JACKSONVILLE STATE .....	14-23
9-23	GORDN MILITARY .....	52-14
9-30	WEST ALABAMA .....	28-7
10-7	MISSISSIPPI COLLEGE .....	22-28
10-14	at Henderson State .....	21-27
10-21	at Troy State .....	19-31
10-28	DELTA STATE .....	18-28
11-11	at Tennessee-Martin .....	0-22
11-18	SAMFORD .....	14-14
	TOTALS .....	188-194

## 1968 (5-5-0) Hal Self

9-21	CENTRAL ARKANSAS .....	12-14
9-28	at Delta State .....	16-24
10-5	at West Alabama .....	23-27
10-12	at Mississippi College .....	35-14
10-19	HENDERSON STATE .....	10-21
10-26	TROY STATE .....	0-41
11-2	SAMFORD .....	36-10
11-9	LOUISIANA COLLEGE .....	37-0
11-16	TENNESSEE-MARTIN .....	37-17
11-23	at Jacksonville State .....	38-10
	TOTALS .....	244-178

## 1969 (5-4-0) Hal Self

9-13	NORTHWEST LOUISIANA .....	27-3
9-20	at Central Arkansas .....	28-0
9-27	DELTA STATE .....	10-16
10-4	WEST ALABAMA .....	17-13
10-18	at Henderson State .....	7-8
10-25	at Troy State .....	10-31
11-1	at Samford .....	15-24
11-15	at Tennessee-Martin .....	51-7
11-22	JACKSONVILLE STATE .....	23-18
	TOTALS .....	188-120



Head Coach  
**Durell Mock**  
1970-72  
Record 8-24-0

## 1970 (5-5-0) Durell Mock


9-12	at Northwest Louisiana .....	21-42
9-19	CENTRAL ARKANSAS .....	28-17
9-26	at Delta State .....	13-26
10-3	at West Alabama .....	21-14
10-10	at Arkansas Tech .....	28-26
10-17	HENDERSON STATE .....	30-20
10-24	TROY STATE .....	23-28
10-31	SAMFORD .....	24-10
11-14	TENNESSEE-MARTIN .....	7-35
11-21	at Jacksonville State .....	28-55
	TOTALS .....	223-273

## 1971 (1-10-0) Durell Mock

9-11	MIDDLE TENNESSEE STATE .....	24-14
9-18	at Central Arkansas .....	13-14
9-25	DELTA STATE .....	10-17
10-2	at Samford .....	7-28
10-9	ARKANSAS TECH .....	30-31
10-16	at Henderson State .....	7-21
10-23	at Troy State .....	14-21
10-30	WEST ALABAMA .....	0-31
11-6	at Appalachian State .....	6-59
11-13	at Tennessee-Martin .....	7-20
11-20	JACKSONVILLE STATE (N) .....	7-60
	TOTALS .....	125-316

## 1972 (2-9-0) Durell Mock

9-9	at Middle Tennessee State .....	10-31
9-16	SAMFORD .....	10-24
9-23	at Delta State .....	17-7
9-30	at West Alabama .....	6-17
10-7	at Mississippi College .....	6-14
10-14	NORTHWEST LOUISIANA .....	7-14
10-21	TROY STATE .....	0-33
10-28	HENDERSON STATE .....	21-0
11-4	at Appalachian State .....	3-17
11-11	TENNESSEE-MARTIN .....	16-21
11-18	at Jacksonville State .....	20-39
	TOTALS .....	116-217



Head Coach  
**Mickey Andrews**  
1973-76

## 1973 (4-6-0) Mickey Andrews

9-8	at Southeastern Louisiana .....	0-26
9-22	DELTA STATE .....	21-18
9-29	WEST ALABAMA .....	13-12
10-6	MISSISSIPPI COLLEGE .....	7-26
10-13	at Northwest Louisiana .....	14-27
10-20	at Troy State .....	7-36
10-27	at Nicholls State .....	27-11
11-3	APPALACHIAN STATE .....	21-7
11-10	at Tennessee-Martin .....	16-17
11-17	JACKSONVILLE STATE .....	12-42
	TOTALS .....	138-222

## 1974 (4-6-0) Mickey Andrews

9-14	SOUTHEASTERN LOUISIANA .....	17-21
9-21	at West Alabama .....	16-28
10-5	at Delta State .....	10-26
10-12	at Western Carolina .....	7-32
10-19	at Austin Peay .....	14-20
10-26	TROY STATE .....	29-36
11-2	at Mississippi College .....	30-23
11-9	NICHOLLS STATE .....	17-8
11-16	TENNESSEE-MARTIN .....	42-10
11-23	at Jacksonville State .....	28-24
	TOTALS .....	210-228

## 1975 (6-4-0) Mickey Andrews

9-13	at Southeastern Louisiana .....	15-28
9-20	WEST ALABAMA .....	7-14
10-4	DELTA STATE .....	9-21
10-11	at Alabama A&M .....	48-29
10-18	AUSTIN PEAY .....	23-6
10-25	at Troy State .....	49-26
11-1	MISSISSIPPI COLLEGE .....	41-14
11-8	at Nicholls State .....	27-28
11-15	at Tennessee-Martin .....	30-20
11-22	JACKSONVILLE STATE .....	21-14
	TOTALS .....	270-200

## 1976 (4-5-1) Mickey Andrews

9-11	SOUTHEASTERN LOUISIANA .....	28-28
9-18	at West Alabama .....	24-27
10-2	at Delta State .....	20-17
10-9	ALABAMA A&M .....	47-21
10-16	at Austin Peay .....	14-21
10-23	TROY STATE .....	3-17
10-30	TENNESSEE-MARTIN .....	7-31
11-6	NICHOLLS STATE .....	37-7
11-13	at Mississippi College .....	34-20
11-20	at Jacksonville State .....	7-28
	TOTALS .....	221-217

# ALL-TIME LION SCORES



**Head Coach  
Wayne  
Grubb**  
1977-87  
**Record 84-33-6**  
\* two wins later forfeited

## 1977 (5-5-0) Wayne Grubb

9-10	at East Tennessee	37-21
9-17	WEST ALABAMA	42-9
9-24	at Southeastern Louisiana	29-7
10-1	DELTA STATE	28-21
10-8	at Alabama A&M	28-7
10-15	AUSTIN PEAY	6-13
10-22	at Troy State	27-34
10-29	at Tennessee-Martin	13-31
11-12	MISSISSIPPI COLLEGE	0-28
11-19	JACKSONVILLE STATE	20-24
	<b>TOTALS</b>	<b>230-195</b>

## 1978 (7-2-1) Wayne Grubb

9-9	at Carson-Newman	34-17
9-16	at West Alabama	19-7
9-23	SOUTHEASTERN LOUISIANA	7-7
9-30	at Delta State	17-7
10-7	ALABAMA A&M	40-16
10-14	at Austin Peay	10-6
10-21	TROY STATE	0-17
10-28	TENNESSEE-MARTIN	38-17
11-11	at Mississippi College	30-0
11-18	at Jacksonville State	14-19
	<b>TOTALS</b>	<b>209-113</b>

## 1979 (6-5-0) Wayne Grubb

9-1	LANGSTON	28-7
9-8	at Middle Tennessee State	20-17
9-15	WEST ALABAMA	6-0
9-22	at Tuskegee Institute	26-7
9-29	DELTA STATE	30-7
10-6	at Alabama A&M	3-6
10-20	at Troy State	14-27
10-27	at Tennessee-Martin	9-10
11-3	EAST TENNESSEE	7-27
11-10	MISSISSIPPI COLLEGE	10-17
11-17	JACKSONVILLE STATE	28-14
	<b>TOTALS</b>	<b>181-139</b>

## 1980 (10-2-0) Wayne Grubb Gulf South Conference Champions NCAA Division II Playoffs

9-6	MIDDLE TENNESSEE STATE	36-0
9-20	at West Alabama	20-3
9-27	TUSKEGEE	25-13
10-4	at Delta State	45-7
10-11	ALABAMA A&M	28-32
10-18	CENTRAL FLORIDA	28-3
10-25	TROY STATE	31-22
11-1	TENNESSEE-MARTIN	26-17
11-15	at Mississippi College	28-22
11-22	at Jacksonville State	35-28
	(NCAA DIVISION II PLAYOFFS)	
11-29	VIRGINIA UNION	17-8
12-6	EASTERN ILLINOIS	31-56
	<b>TOTALS</b>	<b>350-211</b>

## 1981 (8-2-0) Wayne Grubb

9-5	LANE	41-0
9-19	WEST ALABAMA	9-19
10-3	DELTA STATE	41-7
10-10	at Alabama A&M	32-20
10-17	LANGSTON	36-6
10-24	at Troy State	24-13
10-31	at Tennessee-Martin	37-10
11-7	at Missouri State	28-21
11-14	MISSISSIPPI COLLEGE	37-23
11-21	JACKSONVILLE STATE	14-21
	<b>TOTALS</b>	<b>299-140</b>

## 1982 (7-3-0) Wayne Grubb

9-4	MISSOURI STATE	17-3
9-11	MILES	45-6
9-18	at West Alabama	3-14
10-2	at Delta State	27-19
10-9	ALABAMA A&M	38-17
10-16	TENNESSEE-MARTIN	33-10
10-23	TROY STATE	38-6
10-30	at Valdosta State	53-7
11-13	at Mississippi College	20-28
11-20	at Jacksonville State	10-28
	<b>TOTALS</b>	<b>284-138</b>

## 1983 (11-1-1) Wayne Grubb Gulf South Conference Champions NCAA Division II Playoffs

9-3	MILES	38-0
9-17	WEST ALABAMA	15-12
9-24	at Central Florida	47-20
10-1	DELTA STATE	53-33
10-8	at Alabama A&M	20-20
10-15	at Tennessee-Martin	35-7
10-22	at Troy State	42-21
10-29	VALDOSTA STATE	27-0
11-5	MISSISSIPPI COLLEGE	28-0
11-12	at West Georgia	49-7
11-19	JACKSONVILLE STATE	24-21
	(NCAA Division II Playoffs)	
11-26	VIRGINIA UNION	16-14
12-3	CENTRAL STATE-OHIO	24-27
	<b>TOTALS</b>	<b>418-182</b>

## 1984 (7-1-3) Wayne Grubb

9-1	MILES	28-0
9-8	MISSISSIPPI COLLEGE	24-24
9-22	at Savannah State	37-3
9-29	at Delta State	7-7
10-6	ALABAMA A&M	26-12
10-13	TENNESSEE-MARTIN	10-10
10-20	at Jacksonville State	34-13
10-27	TROY STATE	13-10
11-3	at West Alabama	28-35
11-10	WEST GEORGIA	24-3
11-17	at Valdosta State	35-24
	<b>TOTALS</b>	<b>266-141</b>

## 1985 (12-2-0) Wayne Grubb Gulf South Conference Champions NCAA Division II Runner-up

8-31	MILES	40-0
9-7	at Mississippi College	13-17
9-28	SAVANNAH STATE	43-22
10-5	DELTA STATE	12-3
10-12	at Alabama A&M	6-3
10-19	at Tennessee-Martin	38-7
10-26	JACKSONVILLE STATE	23-10
11-2	at Troy State	9-7
11-9	WEST ALABAMA	17-0
11-16	at West Georgia	19-14
11-23	VALDOSTA STATE	45-0
	(NCAA Division II Playoffs)	
11-30	FORT VALLEY STATE	14-7
12-7	BLOOMSBURG	34-0
	(Palm Bowl, McAllen, Texas)	
12-14	North Dakota State	7-35
	<b>TOTALS</b>	<b>320-125</b>

## 1986 (4-7-0) Wayne Grubb

8-30	MILES	48-20
9-13	MISSISSIPPI COLLEGE	6-21
9-20	WEST ALABAMA	14-3
10-4	at Delta State	24-27
10-11	ALABAMA A&M	26-0
10-18	Tennessee-Martin	3-7
10-25	at Jacksonville State	26-29
11-1	TROY STATE	9-38
11-8	at West Alabama	21-17
11-15	WEST GEORGIA	35-37
11-22	at Valdosta State	7-24
	<b>TOTALS</b>	<b>219-223</b>

## 1987 (7-3-1) Wayne Grubb

9-5	* MILES	46-7
9-12	* VIRGINIA STATE	25-13
9-19	at Mississippi College	24-20
10-3	DELTA STATE	24-12
10-10	at Alabama A&M	16-14
10-17	at Tennessee-Martin	3-0
10-24	JACKSONVILLE STATE	10-10
10-31	at Troy State	3-38
11-7	WEST ALABAMA	10-12
11-14	at West Georgia	13-23
11-21	VALDOSTA STATE	17-16
	<b>TOTALS</b>	<b>191-165</b>

\* 2 wins later forfeited for using an ineligible player

# ALL-TIME LION SCORES



**Head Coach  
Bobby  
Wallace**  
1988-97  
**Record 82-36-1**

## 1988 (2-8-0) Bobby Wallace

9-3	ALABAMA A&M.....	16-17
9-10	MISSISSIPPI COLLEGE.....	35-42
9-24	at Delta State.....	27-24
10-1	at Central Florida.....	33-35
10-8	TENNESSEE-MARTIN.....	14-38
10-15	at Jacksonville State.....	3-38
10-22	TROY STATE.....	7-30
10-29	at West Alabama.....	10-7
11-5	WEST GEORGIA.....	0-16
11-12	at Valdosta State.....	28-35
	<b>TOTALS.....</b>	<b>173-282</b>

## 1989 (6-5-0) Bobby Wallace

9-2	Alabama A&M (B'ham).....	19-7
9-9	at Mississippi College.....	0-34
9-16	ALBANY STATE.....	17-3
9-23	DELTA STATE.....	31-12
9-30	CENTRAL FLORIDA.....	16-17
10-7	at Tennessee-Martin.....	28-6
10-14	JACKSONVILLE STATE.....	3-12
10-21	at Troy State.....	16-23
10-28	WEST ALABAMA.....	30-0
11-4	at West Georgia.....	27-17
11-11	VALDOSTA STATE.....	21-24
	<b>TOTALS.....</b>	<b>208-155</b>

## 1990 (8-3-0) Bobby Wallace

### NCAA Division II Playoffs

9-1	ALABAMA A&M.....	25-0
9-8	MISSISSIPPI COLLEGE.....	10-21
9-15	at Albany State.....	37-23
9-22	at Delta State.....	15-13
10-6	TENNESSEE-MARTIN.....	49-0
10-13	at Jacksonville State.....	25-41
10-20	TROY STATE.....	17-6
10-27	at West Alabama.....	54-10
11-3	WEST GEORGIA.....	45-7
11-10	at Valdosta State.....	26-10
	(NCAA Division II Playoffs)	
11-17	at Jacksonville State.....	14-38
	<b>TOTALS.....</b>	<b>317-169</b>

## 1991 (3-7-0) Bobby Wallace

9-7	at Central Missouri.....	28-7
9-14	at Mississippi College.....	3-31
9-28	DELTA STATE.....	6-31
10-5	NEWBERRY.....	21-7
10-12	FORT VALLEY STATE.....	23-34

10-19	at Jacksonville State.....	13-48
10-26	at Troy State.....	9-31
11-2	WEST ALABAMA.....	14-0
11-9	at West Georgia.....	26-28
11-16	VALDOSTA STATE.....	27-34
	<b>TOTALS.....</b>	<b>170-251</b>

## 1992 (7-4-1) Bobby Wallace

### NCAA Division II Playoffs

9-5	CENTRAL MISSOURI STATE.....	17-16
9-12	MISSISSIPPI COLLEGE.....	14-6
9-19	ALABAMA A&M.....	15-7
9-26	at Delta State.....	10-14
10-10	at Fort Valley State.....	41-7
10-17	JACKSONVILLE STATE.....	6-10
10-24	TROY STATE.....	10-24
10-31	at West Alabama.....	20-13
11-7	WEST GEORGIA.....	19-7
11-14	at Valdosta State.....	24-24
	(NCAA Division II Playoffs)	
11-21	at Hampton.....	33-21
11-28	JACKSONVILLE STATE.....	12-14
	<b>TOTALS.....</b>	<b>221-163</b>

## 1993 (14-0-0) Bobby Wallace

### Gulf South Conference Champions

### NCAA Division II Champions

9-4	FORT VALLEY STATE.....	36-14
9-18	at Alabama A&M.....	49-7
9-25	DELTA STATE.....	58-17
10-2	at Portland State.....	44-32
10-9	at Mississippi College.....	38-28
10-16	HENDERSON STATE.....	17-0
10-23	at Central Arkansas.....	27-10
10-30	WEST ALABAMA.....	65-15
11-6	at Valdosta State.....	31-21
11-13	WEST GEORGIA.....	41-14
	(NCAA Division II Playoffs)	
11-20	CARSON-NEWMAN.....	38-28
11-27	HAMPTON.....	45-20
12-4	TEXAS A&M-KINGSVILLE.....	27-25
	(National Championship Game)	
12-11	INDIANA-PENNSYLVANIA.....	41-34
	<b>TOTALS.....</b>	<b>557-265</b>

## 1994 (13-1-0) Bobby Wallace

### Gulf South Conference Champions

### NCAA Division II Champions

9-3	at Fort Valley State.....	35-0
9-10	ALABAMA A&M.....	58-13
9-17	MISSISSIPPI COLLEGE.....	24-0
9-24	at Delta State.....	38-0
10-8	at Youngstown State.....	14-17
10-15	at Henderson State.....	41-7
10-22	CENTRAL ARKANSAS.....	28-21
10-29	at West Alabama.....	50-7
11-5	VALDOSTA STATE.....	38-21
11-12	at West Georgia.....	37-25
	(NCAA Division II Playoffs)	
11-19	CARSON-NEWMAN.....	17-13
11-26	VALDOSTA STATE (2 OT).....	27-24
12-3	NORTH DAKOTA.....	35-7
	(National Championship Game)	
12-10	TEXAS A&M-KINGSVILLE.....	16-10
	<b>TOTALS.....</b>	<b>458-165</b>

## 1995 (14-0-0) Bobby Wallace

### Gulf South Conference Champions

### NCAA Division II Champions

9-2	ALBANY STATE.....	41-13
9-9	at Alabama A&M.....	49-0
9-23	at Delta State.....	30-0
9-30	at Mississippi College.....	41-3
10-7	WEST GEORGIA.....	34-19
10-14	at Central Arkansas.....	28-7
10-21	HENDERSON STATE.....	33-28
10-28	VALDOSTA STATE.....	26-9
11-4	at Arkansas Tech.....	52-17
11-11	WEST ALABAMA.....	42-10
	(NCAA Division II Playoffs)	
11-18	ALBANY STATE.....	38-28
11-25	CARSON-NEWMAN.....	28-7
12-2	FERRIS STATE.....	45-7
	(National Championship Game)	
12-9	PITTSBURG STATE.....	27-7
	<b>TOTALS.....</b>	<b>514-155</b>

## 1996 (6-5-0) Bobby Wallace

8-31	at Albany State.....	10-17
9-7	ALABAMA A&M.....	47-0
9-14	SOUTHERN ARKANSAS.....	27-9
9-21	at Texas A&M-Kingsville.....	24-7
9-28	ARKANSAS TECH.....	35-38
10-5	at Valdosta State (3 OT).....	31-34
10-19	DELTA STATE.....	27-17
10-26	at Henderson State.....	17-3
11-2	CENTRAL ARKANSAS.....	20-21
11-9	at West Georgia.....	31-32
11-16	at West Alabama.....	38-24
	<b>TOTALS.....</b>	<b>307-202</b>

## 1997 (9-3-0) Bobby Wallace

### NCAA Division II Playoffs

9-6	at Alabama A&M.....	49-20
9-13	at Southern Arkansas.....	7-16
9-20	TEXAS A&M-KINGSVILLE.....	17-12
9-27	at Arkansas Tech.....	45-24
10-4	VALDOSTA STATE.....	0-21
10-11	at SW Louisiana (4 OT).....	48-42
10-18	at Delta State.....	17-10
10-25	HENDERSON STATE.....	42-20
11-1	at Central Arkansas.....	35-6
11-8	WEST GEORGIA.....	21-18
11-15	WEST ALABAMA.....	56-14
	(NCAA Division II Playoffs)	
11-22	at Carson-Newman.....	7-21
	<b>TOTALS.....</b>	<b>344-224</b>

# ALL-TIME LION SCORES



**Head Coach  
Bill Hyde**  
1998-2001  
**Record 20-21**

### 1998 (8-2-0) Bill Hyde

9-5	Carson-Newman (N).....	27-24
9-12	at Southern Arkansas.....	14-21
9-26	CENTRAL ARKANSAS.....	31-21
10-3	at Arkansas-Monticello.....	51-17
10-10	at West Georgia.....	17-24
10-17	DELTA STATE.....	17-10
10-24	at Henderson State.....	41-7
10-31	ARKANSAS TECH.....	42-21
11-7	at Valdosta State.....	35-7
11-14	WEST ALABAMA.....	38-24
	TOTALS.....	313-176

### 1999 (5-6-0) Bill Hyde

9-4	PITTSBURG STATE.....	21-28
9-11	SOUTHERN ARKANSAS.....	14-24
9-18	at Elon.....	15-35
9-25	at Central Arkansas.....	24-17
10-2	ARKANSAS-MONTICELLO.....	16-13
10-9	WEST GEORGIA.....	7-21
10-16	at Delta State.....	7-33
10-23	HENDERSON STATE..... (OT)	21-14
10-30	at Arkansas Tech.....	21-24
11-6	VALDOSTA STATE.....	31-28
11-13	at West Alabama.....	51-33
	TOTALS.....	228-270

### 2000 (3-7-0) Bill Hyde

9-2	at Pittsburg State (OT).....	21-28
9-9	ARKANSAS-MONTICELLO.....	21-40
9-23	at Delta State.....	35-42
9-30	at Central Arkansas.....	37-35
10-7	HENDERSON STATE.....	24-17
10-14	OUACHITA BAPTIST.....	29-30
10-21	at Harding.....	36-37
10-28	VALDOSTA STATE.....	21-45
11-4	WEST GEORGIA.....	28-35
11-11	at West Alabama.....	21-14
	TOTALS.....	273-323

### 2001 (4-6-0) Bill Hyde

9-1	LAMBUTH.....	37-27
9-8	at Arkansas-Monticello.....	12-28
9-21	DELTA STATE.....	3-21
9-29	CENTRAL ARKANSAS.....	21-42
10-6	at Henderson State.....	22-7
10-13	at Ouachita Baptist.....	28-21
10-20	HARDING.....	14-17
10-27	at Valdosta State.....	7-54
11-3	at West Georgia.....	0-49
11-10	WEST ALABAMA.....	30-0
	TOTALS.....	174-266



**Head Coach  
Mark Hudspeth**  
2002-08

### 2002 (4-7-0) Mark Hudspeth

8-29	at Samford (2 OT).....	21-24
9-7	at Lambuth.....	24-17
9-21	HARDING.....	38-45
9-28	at Arkansas-Monticello.....	14-30
10-5	SOUTHERN ARKANSAS.....	33-43
10-12	at Ouachita Baptist.....	24-38
10-19	ARKANSAS TECH.....	49-14
10-26	at Central Arkansas.....	47-33
11-2	VALDOSTA STATE.....	28-45
11-9	WEST GEORGIA.....	36-26
11-16	at West Alabama.....	24-31
	TOTALS.....	338-346

### 2003 (13-1-0) Mark Hudspeth

#### Gulf South Conference Champions NCAA Division II Playoffs

9-6	STILLMAN.....	68-7
9-13	at Jacksonville State.....	28-16
9-20	at Harding.....	38-3
9-27	ARKANSAS-MONTICELLO.....	41-20
10-4	at Southern Arkansas.....	21-14
10-11	OUACHITA BAPTIST.....	41-14
10-18	at Arkansas Tech.....	55-9
10-25	CENTRAL ARKANSAS.....	31-12
11-1	at Valdosta State.....	17-10
11-8	at West Georgia.....	48-21
11-15	WEST ALABAMA.....	44-10
	(NCAA Division II Playoffs)	
11-22	SOUTHERN ARKANSAS.....	48-24
11-29	CARSON-NEWMAN.....	41-9
12-6	at North Dakota.....	22-29
	TOTALS.....	543-198

### 2004 (5-5-0) Mark Hudspeth

9-4	at Tusculum.....	28-7
9-11	ARKANSAS-MONTICELLO.....	59-21
9-18	at Delta State.....	21-28
9-25	at Harding.....	27-30
10-2	CENTRAL ARKANSAS.....	31-3
10-9	SOUTHERN ARKANSAS.....	45-24
10-16	at Henderson State.....	33-10
10-23	VALDOSTA STATE.....	20-24
10-30	WEST GEORGIA.....	21-38
11-6	at West Alabama.....	27-28
	TOTALS.....	312-213

### 2005 (11-3-0) Mark Hudspeth NCAA Division II Playoffs

9-3	TUSCULUM.....	33-7
9-10	at Arkansas-Monticello.....	42-0
9-17	DELTA STATE.....	56-21
9-24	HARDING.....	35-6
9-29	at Central Arkansas..... (2 OT)	26-29
10-8	at Southern Arkansas.....	31-21
10-15	HENDERSON STATE.....	38-10
10-20	at Valdosta State.....	23-26
10-29	at West Georgia.....	20-19
11-6	WEST ALABAMA.....	76-14
	(NCAA Division II Playoffs)	
11-12	at Valdosta State.....	40-13
11-19	at North Carolina Central.....	24-21
11-26	at Central Arkansas..... (OT)	41-38
12-3	NW MISSOURI STATE.....	24-25
	TOTALS.....	509-250

### 2006 (11-1-0) Mark Hudspeth Gulf South Conference Champions NCAA Division II Playoffs

9-9	at Tusculum.....	22-10
9-14	HARDING.....	41-14
9-23	at Southern Arkansas.....	40-10
9-30	ARKANSAS TECH.....	38-14
10-7	at Ouachita Baptist.....	47-10
10-14	ARKANSAS-MONTICELLO.....	47-7
10-21	at Delta State.....	17-10
10-28	VALDOSTA STATE (OT).....	31-24
11-4	at West Georgia.....	26-16
11-11	at West Alabama.....	45-3
	(NCAA Division II Playoffs)	
11-25	NEWBERRY.....	38-20
12-2	DELTA STATE.....	10-27
	TOTALS.....	402-165

### 2007 (10-2-0) Mark Hudspeth NCAA Division II Playoffs

9-8	TUSCULUM.....	43-24
9-13	at Harding.....	58-17
9-22	SOUTHERN ARKANSAS.....	27-8
9-29	at Arkansas Tech.....	27-20
10-6	OUACHITA BAPTIST.....	40-7
10-13	at Arkansas-Monticello.....	46-7
10-18	at Delta State.....	28-17
10-27	at Valdosta State.....	24-27
11-3	WEST GEORGIA.....	65-17
11-10	WEST ALABAMA.....	49-20
	(NCAA Division II Playoffs)	
11-24	DELTA STATE.....	20-17
12-1	at Valdosta State.....	23-37
	TOTALS.....	450-238

### 2008 (12-2-0) Mark Hudspeth NCAA Division II Playoffs

8-28	SOUTHERN ARKANSAS.....	57-14
9-4	at Carson-Newman.....	20-13
9-13	HENDERSON STATE.....	45-20
9-20	at West Georgia.....	53-0
9-25	HARDING.....	52-0
10-4	at Arkansas Tech.....	45-24
10-9	at North Greenville.....	52-7
10-16	at Delta State.....	28-34
10-25	VALDOSTA STATE.....	41-23
11-1	ARKANSAS-MONTICELLO.....	45-14
11-8	at West Alabama.....	41-9
	(NCAA Division II Playoffs)	
11-22	VALDOSTA STATE.....	37-10
11-29	at Delta State.....	55-34
12-6	at NW Missouri State.....	7-41
	TOTALS.....	578-243



# ALL-TIME LION SCORES



**2009 (11-2-0) Terry Bowden  
Gulf South Conference Champions  
NCAA Division II Playoffs**

8-29	at Southern Arkansas.....	41-9
9-5	CARSON-NEWMAN.....	31-14
9-12	at Henderson State.....	43-26
9-19	WEST GEORGIA.....	55-7
9-26	at Harding.....	38-0
10-3	ARKANSAS TECH.....	42-17
10-8	NORTH GREENVILLE.....	50-3
10-15	DELTA STATE.....	34-24
10-22	at Valdosta State.....	62-27
10-31	at Arkansas-Monticello.....	27-13
11-7	WEST ALABAMA (4 OT).....	28-31
	(NCAA Division II Playoffs)	
11-21	ARKANSAS TECH.....	41-28
11-28	CARSON-NEWMAN.....	21-24
	<b>TOTALS.....</b>	<b>513-223</b>


**2010 (9-4-0) Terry Bowden  
NCAA Division II Playoffs**

9-4	HENDERSON STATE.....	27-10
9-11	at Glenville State.....	54-10
9-17	SOUTHERN ARKANSAS.....	48-6
9-25	at Lambuth.....	31-0
10-2	ARKANSAS TECH.....	28-0
10-9	at West Georgia.....	17-10
10-14	VALDOSTA STATE.....	0-5
10-23	at Quachita Baptist.....	23-24
10-28	at Delta State.....	31-7
11-6	WEST ALABAMA.....	24-23
11-13	at Harding.....	28-29
	(NCAA Division II Playoffs)	
11-20	at Valdosta State.....	43-20
11-27	at Delta State.....	24-47
	<b>TOTALS.....</b>	<b>378-191</b>

**2011 (9-3-0) Terry Bowden  
NCAA Division II Playoffs**

9-1	CENTRAL OKLAHOMA.....	31-10
9-10	GLENVILLE STATE.....	48-21
9-17	vs. Abilene Christian.....	23-17
9-24	HARDING.....	28-20
10-1	at Southern Arkansas.....	42-14
10-8	at Arkansas Tech.....	44-10
10-13	DELTA STATE (OT).....	24-30

10-27	at West Alabama.....	26-31
11-5	WEST GEORGIA.....	28-3
11-12	at Valdosta State.....	30-23
	(NCAA Division II Playoffs)	
11-19	at West Alabama.....	43-27
11-26	at Delta State.....	14-42
	<b>TOTALS.....</b>	<b>381-248</b>



**2012 (5-5-0) Bobby Wallace**

9-2	at Miles.....	31-30
9-8	HARDING.....	10-31
9-15	KENTUCKY CHRISTIAN.....	39-0
9-22	at Delta State.....	20-12
9-29	SHORTER.....	41-0
10-6	at Texas A&M-Kingsville.....	21-16
10-13	VALDOSTA STATE.....	21-24
10-18	at West Georgia.....	23-38
11-3	TARLETON STATE.....	28-38
11-8	at West Alabama.....	27-42
	<b>TOTALS.....</b>	<b>261-231</b>

**2013 (10-3-0) Bobby Wallace  
Gulf South Conference Co-Champions  
NCAA Division II Playoffs**

9-5	MILES.....	42-7
9-14	at Jacksonville State (2 OT).....	21-24
9-21	DELTA STATE.....	34-37
10-5	at Shorter.....	41-0
10-12	WEST GEORGIA.....	38-21
10-19	TEXAS A&M-KINGSVILLE.....	49-17
10-26	at Valdosta State.....	57-7
11-2	WEST ALABAMA (OT).....	30-27
11-9	at Florida Tech.....	55-28
11-16	at Tarleton State.....	44-7
	(NCAA Division II Playoffs)	
11-23	TUSKEGEE.....	30-27
11-30	at UNC-Pembroke.....	37-13
12-7	at Lenoir-Rhyne.....	39-42
	<b>TOTALS.....</b>	<b>517-257</b>

**2014 (9-2-0) Bobby Wallace  
Gulf South Conference Co-Champions  
NCAA Division II Playoffs**

9-13	at Mississippi College.....	58-0
9-20	LANGSTON.....	56-7
9-27	VALDOSTA STATE.....	31-29
10-4	WESTERN OREGON.....	30-10
10-11	at UNC-Pembroke.....	27-6
10-18	at Florida Tech.....	34-31
10-25	WEST GEORGIA.....	31-28
11-1	at Delta State.....	28-33
11-8	SHORTER.....	45-7
11-13	at West Alabama.....	24-16
	(NCAA Division II Playoffs)	
11-22	VALDOSTA STATE.....	31-33
	<b>TOTALS.....</b>	<b>395-200</b>

**2015 (9-3-0) Bobby Wallace  
Gulf South Conference Co-Champions  
NCAA Division II Playoffs**

9-6	at Miles.....	34-17
9-12	MISSISSIPPI COLLEGE.....	34-17
9-26	FLORIDA TECH.....	55-48
10-3	at Valdosta State.....	34-12
10-10	at Western Oregon.....	22-24
10-17	UNC-PEMBROKE.....	62-28
10-24	at West Georgia.....	10-31
10-31	DELTA STATE.....	43-17
11-7	at Shorter.....	28-7
11-14	WEST ALABAMA.....	52-14
	(NCAA Division II Playoffs)	
11-21	NEWBERRY.....	50-7
11-28	TUSKEGEE.....	31-35
	<b>TOTALS.....</b>	<b>455-257</b>

**2016 (11-2-0) Bobby Wallace  
Gulf South Conference Champions  
NCAA Division II National Runner-up**

9-1	at Jacksonville State.....	12-31
9-17	VALDOSTA STATE.....	44-19
9-24	at West Alabama.....	45-7
10-1	WEST GEORGIA.....	24-23
10-15	SHORTER.....	45-0
10-22	NORTH GREENVILLE.....	52-21
10-29	at Delta State.....	49-19
11-5	WEST FLORIDA.....	51-3
11-12	at Mississippi College.....	42-7
	(NCAA Division II Playoffs)	
11-26	UNC PEMBROKE.....	41-17
12-3	NORTH GREENVILLE.....	38-0
12-10	at Shepherd.....	23-13
	(National Championship Game)	
12-17	vs. Northwest Missouri State.....	3-29
	<b>TOTALS.....</b>	<b>469-189</b>



# ALL-TIME LION SCORES



Head Coach  
**Chris Willis**  
2017-22  
Record 20-34-0



Joe Gurley kicked a 20-yard field goal as time expired to lift the Lions to a 25-24 win over Campbell at Braly Stadium in 2019.

**2017 (5-5-0) Chris Willie**

9-1	TEXAS A&M-COMMERCE	7-8
9-16	at Valdosta State	30-24
9-23	WEST ALABAMA	17-38
9-30	at West Georgia	23-37
10-7	FLORIDA TECH	30-7
10-14	at Shorter	48-0
10-21	at Central Washington	10-17
10-28	DELTA STATE	20-7
11-4	at West Florida	7-30
11-11	MISSISSIPPI COLLEGE	16-7

**FOOTBALL CHAMPIONSHIP SUBDIVISION**

**2018 (7-3-0) Chris Willis**

9-1	at Southern Utah	34-30
9-8	at Alabama A&M	25-20
9-15	at #1 North Dakota State	7-38
9-22	#24 AZUSA PACIFIC	37-35
9-29	at Campbell	7-30
10-6	#11 WEST FLORIDA	19-24
10-13	MISSISSIPPI COLLEGE	34-17
10-20	at Jackson State	24-7
11-3	SHORTER	41-14
11-10	NORTH GREENVILLE	31-28

**2019 (4-7-0) Chris Willis**

8-29	WESTERN ILLINOIS	26-17
9-7	at #22 Montana	17-61
9-14	ALABAMA A&M	24-31
9-21	at #10 Jacksonville State	12-30
9-28	PRESBYTERIAN	41-21
10-5	at Hampton	34-40
10-19	CHARLESTON SOUTHERN	20-25
10-26	at #4 Kennesaw State	17-41
11-2	CAMPBELL	25-24
11-9	at #19 Monmouth	38-49
11-16	at Gardner-Webb	34-30

**2020 (0-4-0) Chris Willis**

10-3	at Liberty	7-28
10-17	JACKSONVILLE STATE	17-24
11-7	at Southern Mississippi	13-24
11-21	at #8 BYU	14-66

**2021 (3-8-0) Chris Willis**

9-4	SOUTHEASTERN LOUISIANA	28-49
9-11	CHATTANOOGA	0-20
9-18	at Jacksonville State	24-27
9-25	at Nicholls State	14-31
10-2	CAMPBELL	31-48
10-9	at North Carolina A&T	34-38
10-16	ROBERT MORRIS	42-31
10-23	CHARLESTON SOUTHERN	45-22
11-6	at Monmouth	33-45
11-13	KENNESAW STATE	24-28
11-20	at Hampton	35-27

**2022 (1-10-0) Chris Willis**

9-1	at Indiana State	14-17
9-10	VIRGINIA-WISE	49-17
9-17	at Chattanooga	14-41
9-24	TARLETON STATE	28-43
10-8	at Kennesaw State	34-40
10-15	JACKSONVILLE STATE	31-47
10-22	at Eastern Kentucky	53-56
10-29	at Central Arkansas	29-64
11-5	*AUSTIN PEAY	35-38
11-12	*TENNESSEE TECH	27-35
11-19	*at Memphis	0-59

\* Interim Head Coach Ryan Held

## GAME-BY-GAME STATISTICS

1966	Rushing	Passing	Total	Rushing	Passing	Total	
Opponent	Off	Off	Off	Def	Def	Def	Score
Delta State		282					21-32
Tennessee-Martin				368			18-24
Samford	191	196	387			444	31-31
1967	Rushing	Passing	Total	Rushing	Passing	Total	
Opponent	Off	Off	Off	Def	Def	Def	Score
Gordon Military	313	149	462				52-14
Delta State	-46	290	244	303	89	392	18-28
1969	Rushing	Passing	Total	Rushing	Passing	Total	
Opponent	Off	Off	Off	Def	Def	Def	Score
@Tennessee-Martin	413	94	507				51-7
1970	Rushing	Passing	Total	Rushing	Passing	Total	
Opponent	Off	Off	Off	Def	Def	Def	Score
@Jacksonville State				467			28-55
1971	Rushing	Passing	Total	Rushing	Passing	Total	
Opponent	Off	Off	Off	Def	Def	Def	Score
@Appalachian State					537		6-59
Jacksonville State			203	388		601	7-60
1973	Rushing	Passing	Total	Rushing	Passing	Total	
Opponent	Off	Off	Off	Def	Def	Def	Score
@SE Louisiana	72	66	138	185	32	217	0-26
Delta State	195	182	377	216	182	398	18-21
West Alabama	140	153	293	283	117	400	13-12
Mississippi College	102	275	377	244	39	283	7-26
@Northwestern La.	226	206	432	288	16	304	14-27
@Troy State	110	113	223	399	148	547	7-36
@Nicholls State	210	98	308	89	256	345	27-11
Appalachian State	213	77	290	180	113	293	21-7
@Tennessee-Martin	142	174	316	173	116	289	16-17
Jacksonville State	182	133	315	318	100	418	12-42

## GAME-BY-GAME STATISTICS

1974	Rushing	Passing	Total	Rushing	Passing	Total	
Opponent	Off	Off	Off	Def	Def	Def	Score
Southeastern La.	132	95	227	280	62	342	17-21
@West Alabama	138	146	284	342	26	368	16-28
@Delta State	142	166	308	184	137	321	10-26
@Western Carolina	111	95	206	120	260	380	7-32
@Austin Peay	289	124	413	351	56	407	14-20
Troy State	249	176	425	154	259	413	29-36
@Mississippi College	126	76	206	166	98	264	30-23
Nicholls State	235	94	329	136	96	232	17-8
Tennessee-Martin	331	19	350	157	86	243	42-10
@Jacksonville State	187	168	355	340	75	415	28-24

1975	Rushing	Passing	Total	Rushing	Passing	Total	
Opponent	Off	Off	Off	Def	Def	Def	Score
@Southeastern La.	190	97	287	129	136	265	15-28
West Alabama	133	136	269	237	41	278	7-14
Delta State	192	69	261	175	109	284	9-21
@Alabama A&M	246	145	391	337	116	453	48-29
Austin Peay	210	89	299	129	87	216	23-6
@Troy State	236	226	462	126	159	285	49-26
Mississippi College	256	188	444	171	87	258	41-14
@Nicholls State	343	151	394	94	260	354	27-28
@Tennessee-Martin	129	103	232	68	161	229	30-20
Jacksonville State	199	146	345	255	73	328	21-14

1976	Rushing	Passing	Total	Rushing	Passing	Total	
Opponent	Off	Off	Off	Def	Def	Def	Score
Southeastern La.	225	114	339	220	161	381	28-28
@West Alabama	164	63	358	192	67	234	24-27
@Delta State	146	99	245	143	22	169	20-17
Alabama A&M	379	186	565	58	227	285	47-21
@Austin Peay	220	90	310	225	93	318	14-21
Troy State	161	141	302	241	197	438	3-17
Tennessee-Martin	44	154	198	390	133	523	7-31
Nicholls State	294	74	368	115	70	185	37-7
@Mississippi College	160	65	225	251	52	303	34-20

1977	Rushing	Passing	Total	Rushing	Passing	Total	
Opponent	Off	Off	Off	Def	Def	Def	Score

## GAME-BY-GAME STATISTICS

1978	Rushing	Passing	Total	Rushing	Passing	Total	
Opponent	Off	Off	Off	Def	Def	Def	Score
@Carson-Newman							34-17
@Livingston							19-7
SE Louisiana							7-7
@Delta State							17-7
Alabama A&M							40-16
@Austin Peay							10-6
Troy State							0-17
Tennessee-Martin							38-17
@Mississippi College							30-0
@Jacksonville State							14-19

1979	Rushing	Passing	Total	Rushing	Passing	Total	
Opponent	Off	Off	Off	Def	Def	Def	Score
Langston							28-7
@Middle Tennessee							20-17
Livingston							6-0
@Tuskegee							26-7
Delta State							30-7
@Alabama A&M							3-6
@Troy State							14-27
@Tennessee-Martin							9-10
East Tennessee							7-27
Mississippi College							10-17
Jacksonville State							28-14

1980	Rushing	Passing	Total	Rushing	Passing	Total	
Opponent	Off	Off	Off	Def	Def	Def	Score
Middle Tennessee							36-0
@West Alabama	271	95	366	154	53	207	20-3
Tuskegee Institute	306	69	375	94	200	294	25-13
@Delta State							45-7
Alabama A&M							28-32
Central Florida	271	101	372	51	116	167	28-3
Troy State	122	231	353	94	282	376	31-22
Tennessee-Martin	170	116	286	174	174	348	26-17
@Mississippi College	192	129	321	147	220	367	28-22
@Jacksonville State	229	259	488	54	355	409	35-28
Virginia Union	232	77	309	115	131	246	17-8
Eastern Illinois							31-56

## GAME-BY-GAME STATISTICS

1981	Rushing	Passing	Total	Rushing	Passing	Total	
Opponent	Off	Off	Off	Def	Def	Def	Score
Lane College	224	226	450	13	34	47	41-0
Livingston	132	72	204	206	142	348	9-19
Delta State	273	112	385	181	60	241	41-7
@Alabama A&M							32-20
Langston							36-6
@Troy State							24-13
@Tennessee-Martin							37-10
@Southwest Missouri							28-21
Mississippi College							37-23
Jacksonville State							14-21

1982	Rushing	Passing	Total	Rushing	Passing	Total	
Opponent	Off	Off	Off	Def	Def	Def	Score
Southwest Missouri	138	157	295	16	137	153	17-3
Miles College	244	108	352	17	165	182	45-6
@Livingston	186	42	228	234	72	306	3-14
@Delta State	228	70	298	140	185	325	27-19
Alabama A&M	233	229	462	125	271	396	38-17
Tennessee-Martin							33-10
Troy State	216	158	374	112	121	233	38-6
@Valdosta State	545	96	641	38	171	209	53-7
@Mississippi College	161	134	295	272	90	362	20-28
@Jacksonville State	53	207	260	88	254	342	10-28

1983	Rushing	Passing	Total	Rushing	Passing	Total	
Opponent	Off	Off	Off	Def	Def	Def	Score
Miles College	230	151	381	18	116	134	38-0
West Alabama	184	96	280	64	182	246	15-12
@Central Florida	223	292	515	59	144	203	47-20
Delta State	312	304	616	111	335	446	53-33
@Alabama A&M	220	197	417	98	196	294	20-20
@Tennessee-Martin	207	159	366	36	154	190	35-7
@Troy State	208	199	407	167	107	274	42-21
Valdosta State	185	20	205	87	113	200	27-0
Miss. College	132	112	244	118	64	182	28-0
@West Georgia	393	210	603	35	112	147	49-7
Jacksonville State	359	123	482	63	76	139	24-21
Virginia Union	91	70	161	193	82	275	16-14
Central State-Ohio	117	154	271	101	188	289	24-27

## GAME-BY-GAME STATISTICS

1984	Rushing	Passing	Total	Rushing	Passing	Total	
Opponent	Off	Off	Off	Def	Def	Def	Score
Miles College	189	133	322	28	108	136	28-0
Miss. College	113	202	315	73	203	276	24-24
@Savannah State	226	146	372	70	141	211	37-7
@Delta State	89	143	232	75	167	242	7-7
Alabama A&M	182	40	222	50	156	206	26-12
Tennessee-Martin	147	131	278	99	105	204	10-10
@Jacksonville State	169	230	399	-50	163	93	34-13
Troy State	75	107	182	226	142	368	13-10
@West Alabama	126	237	363	182	272	454	28-35
West Georgia	125	142	267	75	136	211	24-3
@Valdosta State	21	134	155	103	43	146	35-24

1985	Rushing	Passing	Total	Rushing	Passing	Total	
Opponent	Off	Off	Off	Def	Def	Def	Score
Miles College	225	147	372	-1	17	16	40-0
@Miss. College	95	67	162	94	173	267	13-17
Savannah St.	308	98	406	77	177	254	43-22
Delta State	178	83	261	153	61	214	12-3
@Alabama A&M	164	35	199	99	44	143	6-3
@Tenn. Martin	206	212	418	22	106	128	38-7
Jacksonville St.	307	79	386	163	71	234	23-10
@Troy State	147	77	224	230	64	294	9-7
Livingston	154	125	279	13	117	130	17-0
@West Georgia	252	33	285	148	148	296	19-14
Valdosta St.	285	104	389	128	128	213	45-0
Fort Valley	24	40	64	97	124	221	14-7
Bloomsburg	218	218	431	49	135	184	34-0
North Dakota St.	155	83	238	232	79	311	7-35

1986	Rushing	Passing	Total	Rushing	Passing	Total	
Opponent	Off	Off	Off	Def	Def	Def	Score
Miles College	268	158	426	22	256	278	48-20
Miss. College	129	208	337	204	199	403	6-21
West Alabama	130	4	134	116	185	301	14-3
@Delta State	196	97	293	217	184	401	24-27
Alabama A&M	232	158	390	31	75	106	26-0
@Tennessee-Martin	113	179	292	50	141	191	7-3
@Jacksonville State	145	218	363	216	149	365	27-29
Troy State	155	115	270	242	128	370	9-38
@West Alabama	109	105	214	137	224	361	21-17
West Georgia	349	109	458	174	232	406	35-37
@Valdosta State	127	127	254	166	156	322	7-24

## GAME-BY-GAME STATISTICS

1987	Rushing	Passing	Total	Rushing	Passing	Total	
Opponent	Off	Off	Off	Def	Def	Def	Score
Miles College	248	125	373	-16	7	-9	46-7
Virginia State	140	44	188	154	223	377	25-13
@Miss. College	109	129	238	135	163	298	24-20
Delta State	149	222	371	155	167	322	24-12
@Alabama A&M	121	142	263	121	196	317	16-14
@Tennessee-Martin	90	112	202	118	36	154	3-0
Jacksonville State	121	102	223	145	130	275	10-10
@Troy State	47	137	184	283	189	472	3-38
West Alabama	30	138	168	134	91	225	10-12
@West Georgia	-52	255	203	132	30	162	13-23
Valdosta State	81	46	127	157	174	331	17-16

1988	Rushing	Passing	Total	Rushing	Passing	Total	
Opponent	Off	Off	Off	Def	Def	Def	Score
Alabama A&M	94	236	330	103	159	262	16-17
Miss. College	142	196	338	342	53	395	35-42
@Delta State	251	151	402	259	129	388	27-24
@Central Florida	268	93	361	95	294	389	33-35
Tennessee-Martin	132	154	286	105	251	356	14-38
@Jacksonville State	177	139	316	308	31	339	3-38
Troy State	130	132	262	265	165	430	7-30
@West Alabama	142	58	200	98	143	241	10-7
West Georgia	169	120	289	204	19	223	0-16
@Valdosta State	106	208	314	171	275	446	28-35

1989	Rushing	Passing	Total	Rushing	Passing	Total	
Opponent	Off	Off	Off	Def	Def	Def	Score
@Alabama A&M	108	46	154	107	72	179	19-7
@Miss. College	128	157	285	185	233	418	0-34
Albany State	252	171	423	73	96	169	3-17
Delta State	230	163	393	66	263	329	12-31
Central Florida	194	81	275	153	139	292	16-17
@Tennessee-Martin	195	145	340	2	134	136	28-6
Jacksonville State	129	101	230	208	109	317	3-12
@Troy State	98	120	218	209	88	297	16-23
Livingston	359	180	539	33	97	130	30-0
@West Georgia	236	117	353	235	68	303	27-17
Valdosta State	201	73	274	144	194	338	21-24



## GAME-BY-GAME STATISTICS

1990	Rushing	Passing	Total	Rushing	Passing	Total	
Opponent	Off	Off	Off	Def	Def	Def	Score
Alabama A&M	138	114	252	1	164	165	25-0
Miss. College	181	64	245	227	69	296	10-25
@Alabany State	120	219	339	132	139	271	37-23
@Delta State	201	174	375	84	198	282	15-13
Tenn.-Martin	220	168	388	15	118	133	49-0
@Jacksonville State	233	196	429	333	53	386	25-41
Troy State	162	117	279	72	251	323	17-6
@Livingston	173	304	477	147	88	235	54-10
West Georgia	267	227	494	117	233	350	45-7
@Valdosta State	340	84	424	137	69	206	26-10
@Jacksonville State	91	278	387	288	75	363	14-38

1991	Rushing	Passing	Total	Rushing	Passing	Total	
Opponent	Off	Off	Off	Def	Def	Def	Score
@C. Missouri	325	35	360	152	60	212	28-7
@Miss. College	76	46	122	254	154	408	3-31
Delta State	87	112	199	326	26	352	6-31
Newberry	238	154	392	132	113	245	21-7
Ft. Valley State	175	186	361	178	21	199	23-34
@Jacksonville State	254	101	265	337	106	443	13-48
@Troy State	164	62	226	268	126	394	9-31
Livingston	158	69	227	112	128	240	14-0
@West Georgia	186	170	356	191	247	438	26-28
Valdosta State	151	155	306	159	169	328	17-34

1992	Rushing	Passing	Total	Rushing	Passing	Total	
Opponent	Off	Off	Off	Def	Def	Def	Score
C. Missouri	299	0	299	172	159	331	17-16
Miss. College	329	0	329	148	129	277	14-6
Alabama A&M	334	10	344	69	147	216	15-7
@Delta State	328	58	386	182	131	313	10-14
@Ft. Valley State	463	60	523	31	226	257	41-7
Jacksonville State	189	27	216	178	18	196	6-10
Troy State	254	21	275	310	156	466	10-24
@Livingston	283	46	329	123	148	271	20-13
West Georgia	236	0	236	128	219	347	19-7
@Valdosta State	274	64	338	218	218	436	24-24
@Hampton	397	105	503	41	280	321	33-21
Jacksonville State	200	21	221	209	18	227	12-14

## GAME-BY-GAME STATISTICS

1993 Opponent	Rushing Off	Passing Off	Total Off	Rushing Def	Passing Def	Total Def	Score
Fort Valley State	506	34	540	163	109	272	36-14
@Alabama A&M	346	144	490	42	172	214	49-7
Delta State	550	96	646	121	164	285	58-17
@Portland State	372	78	450	65	358	423	44-32
@Miss. College	329	60	389	165	241	406	38-28
Henderson State	323	80	403	113	89	202	17-0
@Central Arkansas	238	103	341	168	191	359	27-10
West Alabama	399	166	565	42	367	409	65-15
@Valdosta State	250	21	271	132	232	364	31-21
West Georgia	402	205	607	76	346	422	41-14
Carson-Newman	298	157	455	103	146	249	38-28
Hampton	472	98	570	110	204	314	45-20
T A&M-Kingsville	352	118	470	104	177	281	27-25
Indiana, Pa.	359	178	537	134	299	433	41-34

1994 Opponent	Rushing Off	Passing Off	Total Off	Rushing Def	Passing Def	Total Def	Score
@Fort Valley State	484	124	608	41	46	87	35-0
Alabama A&M	333	62	395	- 19	156	137	58-13
Miss. College	326	97	423	58	68	126	24-0
@Delta State	313	75	388	42	117	159	38-0
@Youngstown State	149	133	282	71	162	233	14-17
@Henderson State	216	135	351	62	106	168	41-7
Central Arkansas	176	148	324	182	59	241	28-21
@West Alabama	386	80	466	122	105	227	50-7
Valdosta State	221	152	373	45	222	267	38-21
@West Georgia	435	71	506	178	165	343	37-25
Carson-Newman	306	39	345	162	84	246	17-13
Valdosta State	327	12	339	107	194	301	27-24 (2 OT)
North Dakota	250	194	444	53	129	182	35-7
T A&M-Kingsville	222	58	280	200	97	297	16-10

## GAME-BY-GAME STATISTICS

1995	Rushing	Passing	Total	Rushing	Passing	Total	
Opponent	Off	Off	Off	Def	Def	Def	Score
Albany State	432	28	460	26	128	154	41-13
@Alabama A&M	316	142	458	- 15	173	158	49-0
@Delta State	198	194	392	59	33	92	30-0
@Miss. College	304	107	411	46	100	146	41-3
West Georgia	352	60	412	107	281	388	34-19
@Central Arkansas	179	50	229	61	89	150	28-7
Henderson State	403	19	422	158	160	318	33-28
Valdosta State	196	108	304	9	279	288	26-9
@Arkansas State	368	176	544	62	216	278	52-17
West Alabama	322	119	441	55	63	118	42-10
Albany State	299	107	406	1	378	379	38-28
Carson-Newman	338	70	408	50	157	207	28-7
Ferris State	397	64	461	78	131	209	45-7
Pittsburg State	249	131	380	99	77	176	27-7

1996	Rushing	Passing	Total	Rushing	Passing	Total	
Opponent	Off	Off	Off	Def	Def	Def	Score
@Albany State	122	74	196	271	36	307	10-17
Alabama A&M	262	125	387	39	38	77	47-0
Southern Arkansas	424	2	426	71	111	182	27-9
@T. A&M-Kingsville	130	92	222	117	145	262	24-7
Arkansas Tech	181	190	371	68	387	455	35-38
@Valdosta State	246	129	375	85	386	471	31-34
Delta State	192	216	408	107	62	169	17-27
@Henderson State	183	96	279	128	58	186	17-3
Central Arkansas	274	97	371	199	113	312	20-21
@West Georgia	262	131	393	108	334	442	31-32
@West Alabama	234	222	456	189	205	394	38-24

1997	Rushing	Passing	Total	Rushing	Passing	Total	
Opponent	Off	Off	Off	Def	Def	Def	Score
@Alabama A&M	289	93	382	122	228	350	49-20
@Southern Arkansas	147	93	240	286	49	335	7-16
T. A&M-Kingsville	264	50	314	56	151	207	17-12
@Arkansas Tech	520	232	752	138	377	515	45-24
Valdosta State	75	76	151	164	122	286	0-21
@SW Louisiana	408	95	503	223	186	409	48-42
@Delta State	238	30	268	52	145	197	17-10
Henderson State	273	73	346	172	130	302	42-20
@Central Arkansas	362	94	456	33	185	218	35-6
West Georgia	284	116	400	74	278	352	21-18
West Alabama	417	123	540	102	78	180	56-14
@Carson-Newman	141	109	250	187	149	336	7-21

## GAME-BY-GAME STATISTICS

1998	Rushing	Passing	Total	Rushing	Passing	Total	
Opponent	Off	Off	Off	Def	Def	Def	Score
Carson-Newman	175	149	324	104	122	226	27-24
@Southern Arkansas	161	87	248	100	40	140	14-21
Central Arkansas	260	30	290	99	160	259	31-21
@Ark.-Monticello	261	248	509	44	289	333	51-17
@West Georgia	121	134	255	135	120	255	17-24
Delta State	239	104	343	50	213	263	17-10
@Henderson State	273	144	417	-10	124	114	41-7
Arkansas Tech	353	149	502	51	223	274	42-21
@Valdosta State	310	64	374	-4	179	175	35-7
West Alabama	286	87	373	199	-2	197	38-24

1999	Rushing	Passing	Total	Rushing	Passing	Total	
Opponent	Off	Off	Off	Def	Def	Def	Score
Pittsburg State	285	175	460	380	109	489	21-28
Southern Arkansas	163	140	303	191	114	305	14-24
@Elon	199	48	199	186	80	266	15-35
@Central Arkansas	229	137	366	55	219	274	24-17
Ark.-Monticello	212	213	425	13	148	161	16-13
West Georgia	128	123	251	212	168	380	7-21
@Delta State	206	125	331	248	159	407	7-33
Henderson State	237	85	322	64	124	188	21-14
@Arkansas Tech	185	163	348	90	243	333	21-24
Valdosta State	172	275	447	171	217	388	31-28
@West Alabama	402	198	600	205	15	220	51-33

2000	Rushing	Passing	Total	Rushing	Passing	Total	
Opponent	Off	Off	Off	Def	Def	Def	Score
@Pittsburg State	280	51	331	280	87	334	21-28
Ark.-Monticello	180	217	397	172	382	554	21-40
@Delta State	128	294	422	216	338	554	35-42
@Central Arkansas	353	31	384	63	365	428	37-35
Henderson State	345	153	498	43	268	311	24-17
Ouachita Baptist	290	69	359	272	79	351	29-30
@Harding	360	138	498	192	256	448	36-37
Valdosta State	131	110	241	193	455	648	21-45
West Georgia	217	97	314	162	314	476	28-35
@West Alabama	240	149	389	214	3	217	21-14

## GAME-BY-GAME STATISTICS

2001	Rushing	Passing	Total	Rushing	Passing	Total	
Opponent	Off	Off	Off	Def	Def	Def	Score
Lambuth	276	53	329	142	223	365	37-27
@Ark.-Monticello	190	94	284	203	139	342	12-28
Delta State	74	33	107	221	102	323	3-21
Central Arkansas	201	50	251	125	287	412	21-42
@Henderson State	93	136	229	119	89	208	22-7
@Ouachita Baptist	131	181	312	154	89	243	28-21
Harding	101	139	240	213	155	368	14-17
@Valdosta State	46	201	247	315	344	659	7-54
@West Georgia	64	155	219	222	193	415	0-49
West Alabama	183	157	330	73	52	125	30-0

2002	Rushing	Passing	Total	Rushing	Pass	Total	
Opponent	Off	Off	Off	Def	Def	Def	Score
@Samford	61	181	242	124	260	384	21-24 (2OT)
@Lambuth	227	140	367	99	206	305	24-17
Harding	191	247	438	108	330	438	38-45
@Ark.-Monticello	39	200	239	170	266	436	14-30
Southern Arkansas	109	398	507	317	135	452	33-43
@Ouachita Baptist	77	372	449	299	210	509	24-38
Arkansas Tech	255	326	581	123	90	213	49-14
@Central Arkansas	218	324	542	122	288	410	47-33
Valdosta State	59	227	286	108	232	340	28-45
West Georgia	197	338	535	67	367	434	36-26
@West Alabama	128	231	359	96	292	388	24-31

2003	Rushing	Passing	Total	Rushing	Pass	Total	
Opponent	Off	Off	Off	Def	Def	Def	Score
Stillman	253	312	565	93	248	341	68-7
@Jacksonville State	157	295	452	160	150	310	28-16
@Harding	138	259	397	68	192	260	38-3
Ark.-Monticello	242	219	461	97	368	465	41-20
@Southern Arkansas	160	190	350	156	142	298	21-14
Ouachita Baptist	178	315	493	66	177	243	41-14
@Arkansas Tech	303	246	549	79	118	197	55-9
Central Arkansas	127	258	385	98	72	170	31-12
@Valdosta State	217	118	335	176	109	285	17-10
@ West Georgia	164	208	372	201	137	338	48-21
West Alabama	192	350	542	25	210	235	44-10
Southern Arkansas	258	273	531	70	225	295	48-24
Carson-Newman	113	335	448	274	146	420	41-9
North Dakota	8	360	368	175	125	300	22-29

## GAME-BY-GAME STATISTICS

2004	Rushing	Passing	Total	Rushing	Pass	Total	
Opponent	Off	Off	Off	Def	Def	Def	Score
@Tusculum	223	264	487	2	292	294	28-7
Ark.-Monticello	209	241	450	108	174	282	59-21
@Delta State	120	194	314	126	235	361	21-28
@Harding	81	230	311	67	193	260	27-30
Central Arkansas	153	268	421	141	141	282	31-3
Southern Arkansas	203	300	503	202	128	330	45-24
@Henderson State	170	195	365	394	39	433	33-10
Valdosta State	145	154	299	197	205	402	20-24
West Georgia	254	175	429	242	275	517	21-38
@West Alabama	278	49	327	163	119	282	27-28
2005	Rushing	Passing	Total	Rushing	Pass	Total	
Opponent	Off	Off	Off	Def	Def	Def	Score
Tusculum	127	371	498	24	65	89	33-7
@Ark.-Monticello	331	176	507	50	87	137	42-0
Delta State	129	322	451	132	238	370	56-21
Harding	190	189	379	76	123	199	35-6
@Central Arkansas	84	255	339	72	280	352	26-29 (2OT)
@Southern Arkansas	52	276	328	125	255	380	31-21
Henderson State	85	244	329	23	214	237	38-10
@Valdosta State	103	242	345	161	214	375	23-26
@West Georgia	68	261	329	193	147	340	20-19
West Alabama	181	473	654	66	154	220	76-14
@Valdosta State	174	244	418	50	188	238	40-13
@ N.C. Central	210	259	469	172	194	366	24-21
@Central Arkansas	148	215	363	161	279	440	41-38 (OT)
NW Missouri State	99	148	247	66	245	311	24-25
2006	Rushing	Passing	Total	Rushing	Pass	Total	
Opponent	Off	Off	Off	Def	Def	Def	Score
@Tusculum	90	203	293	129	132	261	22-10
Harding	197	307	504	121	167	288	41-14
@Southern Arkansas	216	119	335	188	60	248	40-10
Arkansas Tech	206	261	467	89	330	419	38-14
@Ouachita Baptist	181	367	548	96	218	314	47-10
Ark.-Monticello	186	282	468	116	157	273	47-7
@Delta State	167	144	311	57	204	261	17-10
Valdosta State	175	103	278	2	325	327	31-24 (OT)
@West Georgia	90	198	288	161	219	380	26-16
@West Alabama	289	151	440	135	33	168	45-3
Newberry	315	155	470	101	367	468	38-20
Delta State	14	134	148	269	227	496	10-27

## GAME-BY-GAME STATISTICS

2007	Rushing	Passing	Total	Rushing	Pass	Total	
Opponent	Off	Off	Off	Def	Def	Def	Score
Tusculum	156	248	404	118	187	305	43-24
@Harding	248	358	606	53	327	380	58-17
Southern Arkansas	130	183	313	134	193	327	27-8
@Arkansas Tech	75	251	326	139	197	336	27-20
Ouachita Baptist	215	284	499	95	137	232	40-7
@Ark.-Monticello	245	203	448	171	270	441	46-27
Delta State	84	210	294	183	291	474	28-17
@Valdosta State	139	207	346	143	252	395	24-27
West Georgia	227	315	542	54	189	243	65-17
West Alabama	214	252	466	166	160	326	49-20
Delta State	47	197	244	83	307	390	20-17
Valdosta State	95	318	413	92	214	306	23-37

2008	Rushing	Passing	Total	Rushing	Pass	Total	
Opponent	Off	Off	Off	Def	Def	Def	Score
Southern Arkansas	257	367	624	129	243	372	57-14
@ Carson-Newman	58	401	459	263	87	350	20-13
Henderson State	124	293	417	75	164	239	45-20
@West Georgia	291	282	573	69	108	177	53-0
Harding	213	492	705	63	275	338	52-0
@N. Greenville	88	111	199	91	144	235	52-7
@Arkansas Tech	284	219	503	67	354	421	45-24
@Delta State	33	209	242	218	260	478	28-34
Valdosta State	145	179	324	124	225	349	41-23
Arkansas-Monticello	63	414	477	226	100	326	45-14
@West Alabama	208	195	403	239	0	239	41-9
Valdosta State	139	190	329	65	167	232	37-10
@Delta State	153	281	434	52	489	541	55-34
@NW Missouri State	84	137	221	186	69	255	7-41

2009	Rushing	Passing	Total	Rushing	Pass	Total	
Opponent	Off	Off	Off	Def	Def	Def	Score
@Southern Arkansas	59	322	381	44	83	187	41-9
Carson-Newman	44	288	332	314	108	422	31-14
@Henderson State	154	362	516	127	189	316	43-26
West Georgia	107	318	425	177	79	256	55-7
@Harding	111	283	394	67	131	198	38-0
Arkansas Tech	33	463	496	173	279	452	42-17
N. Greenville	172	270	442	70	3	73	50-3
Delta State	183	213	396	165	250	415	34-24
@Valdosta State	79	439	518	91	175	266	62-27
@Ark.-Monticello	108	289	397	122	251	373	27-13
Weat Alabama	151	237	388	92	164	256	28-31
Arkansas Tech	139	341	480	87	432	519	41-28
Carson-Newman	-4	281	277	260	93	353	21-24

## GAME-BY-GAME STATISTICS

2010	Rushing	Passing	Total	Rushing	Pass	Total	
Opponent	Off	Off	Off	Def	Def	Def	Score
Henderson State	118	321	439	38	236	274	27-10
@ Glenville State	81	510	591	97	145	242	54-10
Southern Arkansas	141	202	343	-11	304	293	48-6
@ Lambuth	156	202	358	2	120	122	31-0
Arkansas Tech	59	206	265	76	188	264	28-0
@ West Georgia	86	252	338	36	83	119	17-10
Valdosta State	37	64	101	125	137	262	0-5
@ Ouachita Baptist	232	215	447	132	190	322	23-24 (OT)
@ Delta State	206	220	426	101	278	379	31-7
West Alabama	169	364	553	98	232	330	24-23
@ Harding	144	177	312	328	54	382	28-29
@ Valdosta State	146	163	309	132	71	203	43-20
@ Delta State	66	208	274	359	165	524	24-47
2011	Rushing	Passing	Total	Rushing	Pass	Total	
Opponent	Off	Off	Off	Def	Def	Def	Score
Central Oklahoma	232	186	418	37	351	388	31-10
Glenville State	66	374	440	174	221	395	48-21
vs. Abilene Christian	108	240	348	103	390	493	23-17
Harding	25	308	333	381	40	421	28-20
@ Southern Arkansas	119	365	484	156	136	292	42-14
@ Arkansas Tech	155	446	601	64	206	270	44-10
Delta State	125	220	345	173	339	512	24-30 (OT)
@ West Alabama	119	397	516	143	209	352	26-31
West Georgia	261	189	450	113	81	194	28-3
@ Valdosta State	134	247	381	218	132	350	30-23
@ West Alabama	151	320	471	186	188	374	43-27
@ Delta State	44	254	298	252	214	466	14-42
2012	Rushing	Passing	Total	Rushing	Pass	Total	
Opponent	Off	Off	Off	Def	Def	Def	Score
@Miles	266	141	407	115	379	494	31-30
Harding	173	19	192	282	148	430	10-31
Kentucky Christian	391	129	520	38	143	181	39-0
@Delta State	220	16	236	238	98	336	20-12
Shorter	228	208	436	219	33	252	41-0
@T. A&M-Kingsville	145	99	244	106	287	393	21-16
Valdosta State	122	232	354	187	236	423	21-24
@West Georgia	132	226	358	314	58	372	23-38
Tarleton State	223	212	435	226	311	537	28-38
@West Alabama	181	181	362	223	223	446	27-42



## GAME-BY-GAME STATISTICS

2013	Rushing	Passing	Total	Rushing	Pass	Total	
Opponent	Off	Off	Off	Def	Def	Def	Score
Miles	331	149	480	121	143	264	42-7
@Jacksonville State	195	232	427	159	152	311	21-24 (2 OT)
Delta State	49	155	204	152	450	602	34-37
@Shorter	237	232	469	107	71	178	41-0
West Georgia	294	19	313	250	62	312	38-21
T.A&M-Kingsville	121	245	366	122	191	313	49-17
@Valdosta State	232	304	536	167	259	426	57-7
West Alabama	190	290	480	284	159	443	30-27 (OT)
@ Florida Tech	298	153	451	150	321	471	55-28
@ Tarleton State	293	208	501	149	141	290	44-7
Tuskegee	172	160	332	125	218	343	30-27
@ UNC Pembroke	275	101	376	90	214	304	37-13
@ Lenoir-Rhyne	103	244	347	377	19	396	39-42

2014	Rushing	Passing	Total	Rushing	Pass	Total	
Opponent	Off	Off	Off	Def	Def	Def	Score
@Miss. College	329	140	469	132	19	151	58-0
Langston	327	187	514	65	178	243	56-7
Valdosta State	180	217	397	244	190	434	31-29
Western Oregon	219	105	324	-23	206	183	30-10
@UNC-Pembroke	200	223	423	89	104	193	27-6
@Florida Tech	136	288	424	280	244	524	34-31
West Georgia	162	316	478	287	184	471	31-28
@Delta State	54	290	344	169	241	410	28-33
Shorter	275	345	620	121	0	121	45-7
@West Alabama	148	178	326	137	316	453	24-16
Valdosta State	12	511	523	395	234	629	31-33

2015	Rushing	Passing	Total	Rushing	Pass	Total	
Opponent	Off	Off	Off	Def	Def	Def	Score
@Miles	240	187	427	128	96	224	34-17
Mississippi College	286	217	503	113	165	278	34-17
Florida Tech	200	450	650	180	353	533	55-48
@Valdosta State	245	278	523	146	153	299	34-12
@Western Oregon	119	282	401	105	227	332	22-24
UNC-Pembroke	321	184	505	171	165	336	62-28
@West Georgia	139	179	318	383	107	490	10-31
Delta State	191	364	555	42	177	219	43-17
@Shorter	216	171	387	221	0	221	28-7
West Alabama	140	452	592	138	112	250	52-14
Newberry	137	341	478	126	153	279	50-7
Tuskegee	43	245	288	258	176	434	35-31

## GAME-BY-GAME STATISTICS

---

2016	Rushing	Passing	Total	Rushing	Pass	Total	
Opponent	Off	Off	Off	Def	Def	Def	Score
at Jacksonville State	52	170	222	272	230	502	12-31
Valdosta State	199	170	369	109	324	433	44-19
at West Alabama	117	310	427	101	161	262	45-7
West Georgia	112	222	334	182	286	468	24-23
Shorter	312	172	484	29	130	159	45-0
North Greenville	269	384	653	90	195	285	52-21
at Delta State	230	207	437	173	206	379	49-19
West Florida	283	245	528	119	53	172	51-3
at Mississippi College	271	320	591	157	104	261	42-7
UNC Pembroke	138	282	420	100	272	372	41-17
North Greenville	175	226	401	86	95	181	38-0
at Shepherd	209	178	387	133	112	245	23-13
vs. NW Missouri State	22	179	201	226	112	338	3-29

2017	Rushing	Passing	Total	Rushing	Pass	Total	
Opponent	Off	Off	Off	Def	Def	Def	Score
Texas A&M-Commerce	58	242	300	93	179	272	7-8
at Valdosta State	157	167	324	196	132	328	30-24
West Alabama	123	186	309	155	181	336	17-38
at West Georgia	171	130	301	148	287	435	23-37
Florida Tech	78	56	134	81	130	211	30-7
at Shorter	328	178	506	38	107	145	48-0
at Central Washington	56	122	178	235	128	363	10-17
Delta State	161	256	417	103	78	181	20-7
at West Florida	35	94	129	161	194	355	7-30
Mississippi College	289	77	366	199	37	236	16-7

2018	Rushing	Passing	Total	Rushing	Pass	Total	
Opponent	Off	Off	Off	Def	Def	Def	Score
at Southern Utah	204	350	554	216	316	532	34-30
at Alabama A&M	164	152	316	121	216	337	25-20
at North Dakota State	102	108	210	192	174	366	7-38
Azusa Pacific	121	273	394	104	401	505	37-35
at Campbell	138	184	322	189	163	352	7-30
West Florida	134	289	423	182	172	354	19-24
Mississippi College	164	204	368	228	148	376	34-17
at Jackson State	167	212	379	41	122	163	24-7
Shorter	220	251	471	137	145	282	41-14
North Greenville	84	359	443	180	252	432	31-28

# GAME-BY-GAME STATISTICS

---

2019	Rushing	Passing	Total	Rushing	Pass	Total	
Opponent	Off	Off	Off	Def	Def	Def	Score
Western Illinois	122	290	412	119	183	302	26-17
at Montana	56	345	401	234	296	530	17-61
Alabama A&M	121	247	368	272	186	458	24-31
at Jacksonville State	95	252	347	102	271	373	12-30
Presbyterian	211	217	428	82	270	352	41-21
at Hampton	46	288	334	196	347	543	34-40
Charleston Southern	59	206	265	271	158	429	20-25
at Kennesaw State	57	261	318	490	0	490	17-41
Campbell	79	193	272	269	88	357	25-24
at Monmouth	55	390	445	151	319	470	38-49
at Gardner-Webb	32	446	478	90	288	378	34-30

2020	Rushing	Passing	Total	Rushing	Pass	Total	
Opponent	Off	Off	Off	Def	Def	Def	Score
at Liberty	63	184	247	250	107	357	7-28
Jacksonville State	63	213	276	145	244	389	17-24
at Southern Miss.	23	152	175	245	100	345	13-24
at BYU	49	305	354	278	277	555	14-66

2021	Rushing	Passing	Total	Rushing	Pass	Total	
Opponent	Off	Off	Off	Def	Def	Def	Score
SE Louisiana	54	350	404	232	163	495	28-49
Chattanooga	38	52	90	194	98	292	0-20
at Jacksonville State	144	294	438	211	98	309	24-27
at Nicholls State	130	184	314	291	172	463	14-31
Campbell	130	373	503	127	390	517	31-48
at North Carolina A&T	69	233	302	200	243	443	34-38
Robert Morris	204	262	466	81	269	350	42-31
Charleston Southern	88	235	323	235	246	481	45-22
at Monmouth	84	318	402	176	294	470	33-45
Kennesaw State	81	249	330	232	95	327	24-28
at Hampton	113	351	464	121	242	363	35-27

2022	Rushing	Passing	Total	Rushing	Pass	Total	
Opponent	Off	Off	Off	Def	Def	Def	Score
at Indiana State	8	148	156	135	141	276	14-17
Virginia-Wise	369	96	465	67	272	339	49-17
at Chattanooga	60	250	310	166	303	469	14-41
Tarleton State	203	228	431	270	316	586	28-43
at Kennesaw State	68	326	394	277	172	449	34-40
vs Jacksonville State	148	302	450	350	161	511	31-47
at Eastern Kentucky	356	215	571	158	310	468	53-56
at Central Arkansas	278	114	392	456	277	733	29-64
Austin Peay	260	203	463	218	326	544	35-38
Tennessee Tech	172	333	505	268	186	454	27-35
at Memphis	100	24	124	246	247	493	0-59

# ALL-TIME LETTERMEN

ADKINS, David 75  
(Guin, Ala.; Marion County)  
ADKINS, Jason 90, 91  
(Cordova, Ala.; Cordova)  
ALEXANDER, Blake 77, 78, 79  
(Memphis, Tenn.; Columbia Military)  
ALEXANDER, Chris 10, 11, 12  
(Lake Butler, Fla.; Lake Butler)  
ALEXANDER, Darryl 90  
(Montgomery, Ala.; Carver)  
ALEXANDER, Gage 22  
(Fayette, Ala.; Hubbard)  
ALEXANDER, Kirk 61, 62  
(Clanton, Ala.; Lamar County)  
ALEXANDER, Seth 10, 11, 12  
(Huntsville, Ala.; North Jackson)  
ALLEN, Brian 11, 12  
(Hawthorne, Calif.; North Torrance)  
ALLEN, Lorenzo 15  
(Denver, Colo.; Ridgeview Academy)  
ALLISON, Chris 00, 01, 02, 03  
(Birmingham, Ala.; Mortimer Jordan)  
ALLISON, Don 62, 63, 64, 65  
(Stevenson, Ala.)  
ALLISON, Grayland 81 Norway, S.C.  
ALLISON, Mike 74, 75, 76  
(Birmingham, Ala.; Woodlawn)  
ALLDREDGE, Brandon 05, 06, 07, 08  
(Alexandria, Ala.; Alexandria)  
ALMON, Daniel 09, 10, 11, 12  
(Florence, Ala.; Shoals Christian)  
ALONZO, Jones 07  
(Tuscaloosa, Ala.; Hillcrest)  
ALSTON, Wade 73  
(Huntsville, Ala.)  
AMANFO, Joshua 17, 18  
(Stockbridge, Ga.; Stockbridge)  
ANCAR, Lance 02, 03, 04, 05  
(Harvey, La.; Archbishop Shaw)  
ANDERSON, Billy Don 59, 60, 61  
(Athens, Ala.; Athens)  
ANDERSON, Blake 96, 97  
(Evergreen, Ala.; Hillcrest)  
ANDERSON, Brezofski 77  
(Rockford, Ala.; Coosa County)  
ANDERSON, Caleb 07  
(Huntsville, Ala.; Hazel Green)  
ANDERSON, Johnnie 16, 17, 18  
(Athens, Ala.; Athens)  
ANDERSON, Joseph 08, 09, 10  
(Mobile, Ala.; Faith Academy)  
ANDREWS, Quinton 09  
(Miami, Fla.; Monsignor Pace)  
ANDREWS, Steven 02  
(Birmingham, Ala.; Huffman)  
ANTKOWIAK, Tyler 20, 21, 22  
(Trussville, Ala.; Hewitt-Trussville)  
APPLING, Cody  
(Buford, Ga.; North Gwinnett)  
ARIAS, Marc 98  
(Daleville, Ala.; Daleville)  
ARLENE, Kanu 02  
(New Orleans, La.; Destrehan)  
ARMISTAD, D'Angelo 95  
(Cordova, Ala.; Cordova)  
ARMSTRONG, Sinatra 90  
(Pittsburg, Ms.; Bruce)  
ARNOLD, Bill 66  
(Muscle Shoals, Ala.)  
ASHFORD, Derrell 05, 06  
(Louisville, Miss.; Louisville)  
ASHFORD, Mantrell 05  
(Louisville, Miss.; Louisville)

ATKINSON, Lyle 04, 05, 06  
(Guin, Ala.)  
AUGUSTUS, Jamarion 22  
(Montgomery, Ala.; Montgomery Catholic)  
AUGUSTUS, Javen 22  
(Montgomery, Ala.; Montgomery Catholic)  
AUTRY, Tim 04  
(Daphne, Ala.)  
  
BAILEY, Alvin 78, 79  
(Leesburg, Fla.)  
BAILEY, Johnny 63, 64, 65  
(Ardmore, Ala.)  
BAILEY, Kenny 85, 87  
(Cullman, Ala.; Cullman)  
BAILEY, Terrell 09, 10, 11  
(Jemison, Ala.; Billingsley)  
BAILEY, Terrell 21, 22  
(Harvey, La.; Kohn Ehret)  
BAKER, Barry 99, 00, 01  
(Dyersburg, Tenn.; Dyer County)  
BAKER, Leroy 69, 70, 71  
(Huntsville, Ala.; Butler)  
BALDOCK, Kevin 93  
(Glasgow, Ky.; Glasgow)  
BALL, Eddie 72  
BALLARD, Heath 04, 05, 06, 07  
(Tuscaloosa, Ala.; Hillcrest)  
BALLEW, Ralph 62  
BANKS, Barry 83, 84, 85, 86  
(Atlanta, Ga.; Lithonia)  
BANKS, Charles 61  
BANKS, Randy 04, 05  
(New Orleans, La.)  
BARLEY, Darryl 92  
(Huntsville, Ala.; Butler)  
BARNES, Christian 20, 21, 22  
(Ocean Springs, Miss.; Ocean Springs)  
BARNES, Jacorien 20, 21  
(Port Arthur, Texas; Port Arthur Memorial)  
BARNES, Van 70, 71  
(Huntsville, Ala.; Butler)  
BARNETT, Brian 12, 13  
(Birmingham, Ala.; Wenonah)  
BARNETT, Jon 77, 78  
(Hartselle, Ala.; Morgan County)  
BARNETT, Sedric 86, 87, 88, 89  
(Florence, Ala.; Central)  
BARNWELL, Ken 52  
(Florence, Ala.; Coffee)  
BARRETT, Bill 56, 57, 59  
(Greensboro, Ala.; Greensboro)  
BARTON, Carl 61, 62  
(Haleyville, Ala.; Haleyville)  
BASDEN, Scott 91, 92, 94, 95  
(Trinity, Ala.; West Morgan)  
BATES, JoJo 03, 04, 05, 06  
(Birmingham, Ala.; Mortimer-Jordan)  
BATSON, Will 06, 07, 08, 09  
(Killen, Ala.; Brooks)  
BATTLE, Jeffery 18, 19, 20, 21, 22  
(Birmingham, Ala.; Ramsay)  
BAXTER, Felix 86, 87, 88, 89  
(Dothan, Ala.; Dothan)  
BEAN, Blake 14, 15, 17, 18  
(Oneonta, Ala.; Oneonta)  
BEAN, Corey 97  
(Russellville, Ala.; Russellville)  
BEARD, Charles Leonard 49, 50  
(Sheffield, Ala.; Sheffield)  
BEARD, Joe 59, 60, 61  
(Hueytown, Ala.; Hueytown)  
BEARDEN, Hansell 04  
(Cairo, Ga.; Cairo)

BEASLEY, Ray 16  
(Killen, Ala.; Brooks)  
BEAVER, Clyde 60, 61, 62, 63  
(Rossville, Ga.; Rossville)  
BEAVERS, Jalen 14, 15  
(Stringer, Miss.; Stringer)  
BECK, Harrison 09  
(Clearwater, Fla.; Countryside)  
BEDDINGFIELD, Don 61  
BEDDIGNFIELD, Drew 19, 20, 21, 22  
(Elkmont, Ala.; West Limestone)  
BELEW, Eric 14, 15  
(Columbia, Tenn.; Columbia Central)  
BELL, Creig 74, 76  
(Addison, Ala.; Addison)  
BELL, Mickey 60, 61  
(Scottsboro, Ala.; Scottsboro)  
BELL, Tyrone 94, 95, 97, 98  
(West Point, Miss.; West Point)  
BEMBRY, Bwana 97  
(Hawkinsville, Ga.; Northside)  
BENDALL, James 59  
BENDALL, Jay 92, 93  
(Russellville, Ala.; Russellville)  
BENOIT, Dimitri 11, 12  
(Pahokee, Fla.; Pahokee)  
BENTON, Joe 88  
(Sylacauga, Ala.; Sylacauga)  
BENTON, John 49  
(Florence, Ala.)  
BERRY, Mike 89  
(Pearl, Miss.; Pearl)  
BEST, Skipper 01, 02, 03, 04  
(Mobile, Ala.; UMS-Wright)  
BESTER, Brian 02, 03  
(Taylorsville, Miss.; Taylorsville)  
BEVIS, David 57  
BICKHAM, Dakari 20  
(Grand Rapids, Mich.; East Grand Rapids)  
BIGONEY, Randy 82, 83, 84  
(Huntsville, Ala.; Huntsville)  
BILLUPS, Lewis 82, 84, 85  
(Ft. Walton Beach, Fla.; Niceville)  
TARIS BIRT 03  
(Hillsboro, Ala.; West Morgan)  
BIVENS, Luther 77, 78, 79  
(Birmingham, Ala.; Minor)  
BIVENS, Rodney 74, 75, 76, 77  
(Birmingham, Ala.; Minor)  
BLAIR, James 61, 62, 63, 64  
(Florence, Ala.; Coffee)  
BLAKENEY, Ramon 10  
(Laurel, Miss.; Northeast Jones)  
BLALOCK, David 58, 59, 60  
(Cullman, Ala.; Cullman)  
BLAND, Micah 21, 22  
(Louisville, Ky.; Male)  
BLAND, Willie 13, 14, 15  
(Cincinnati, Ohio; Winthrow International)  
BLOUNT, DeMarcus 02, 03, 04, 05  
(Pensacola, Fla.; Pine Forrest)  
BOBO, Max 66, 67, 68, 69  
(Fayette, Ala.; Fayette)  
BOHANON, Joel 84, 85, 87, 88  
(Russellville, Ala.; Russellville)  
BOHLER, Ryan 99  
(Scottsboro, Ala.; Scottsboro)  
BOLEY, Carl M. 49, 52  
(Decatur, Ala.; Decatur)  
BOLLING, Frank 79  
(Huntsville, Ala.; Johnson)  
BOLTON, Fred 60  
(Russellville, Ala.; Russellville)

BOOTH, Jeremiah 12, 13  
(Kingsland, Ga.; Camden County)  
BOOTH, Justin 13, 14  
(Taylorsville, Miss.; Taylorsville)  
BOOTH, Ty 13  
(Kingsland, Ga.; Camden County)  
BORDEN, Brett 04, 05  
(Phil Campbell, Ala.; Phil Campbell)  
BORDEN, Gilbert 59  
(Cherokee, Ala.; Cherokee Vocational)  
BOSTICK, John 53, 54, 55  
(Winfield, Ala.)  
BOUDREAUX, Ray 91  
(Metairie, La.; East Jefferson)  
BOWERMAN, Rodney 00  
(Moulton, Ala.; Lawrence County)  
BOWEN, Anton 07, 08  
(Anniston, Ala.; Anniston)  
BOWEN, Tyler 01  
(Hamilton, Ala.; Hamilton)  
BOWENS, Donald 10  
(St. Petersburg, Fla.; St. Petersburg)  
BOWENS, William 76, 77, 78, 79  
(Killen, Ala.; Brooks)  
BOX, Sparky 66, 67, 68, 69  
(Sheffield, Ala.; Sheffield)  
BOYD, Tyler 13  
(Russellville, Ala.; Russellville)  
BOYD, Tyus 01, 02, 03, 04  
(Huntsville, Ala.; Buckhorn)  
BOYKIN, Dexter 18, 19, 20, 21  
(Fairfield, Ala.; Fairfield)  
BOYKIN, Mike 20  
(Carrollton, Ga.; Carrollton)  
BRACEY, A.J. 17, 18, 19  
(Raymond, Miss.; Terry)  
BRADLEY, John 01, 02  
(Tupelo, Miss.; Tupelo)  
BRADLEY, Karl W. 49  
(Sheffield, Ala.; Sheffield)  
BRANDON, Arthur 90, 91  
(Port Gibson, Ms.; Port Gibson)  
BRANDY, David 76  
BRANNON, Gilmore 63  
(Albertville, Ala.)  
BRASWELL, John O. 49, 50, 51  
(Decatur, Ala.; Decatur)  
BRAWLEY, Maurice 74, 75, 76, 77  
(Leighton, Ala.; Colbert County)  
BREAZEALE, Pat 91, 95, 96  
(Philadelphia, Ms.; Neshoba)  
BRELAND, Ernest 62, 63, 64, 65  
(Tuscumbia, Ala.; Deshler)  
BREWER, David 76  
(Florence, Ala.; Bradshaw)  
BREWER, Joe F. 49, 52, 53, 54  
(Decatur, Ala.; Decatur)  
BREWER, Ronnie 67, 68  
(Florence, Ala.)  
BRICK, Ryan 04, 05, 06  
(Deatsville, Ala.; Prattville)  
BRIDGES, Steve 75  
(Atlanta, Ga.; Lakeside)  
BRIDGEFORTH, Michael 96, 97, 98, 99  
(Athens, Ala.; Athens)  
BRIMFIELD, William 10  
(Norway, S.C.; Hunter-Kinard-Tyler)  
BROADFOOT, Howard 85, 86  
(Florence, Ala.; Coffee)  
BROADFOOT, Jay 84, 85, 86  
(Florence, Ala.; Central)  
BROM, Larry 70, 71, 72  
(Jasper, Ala.; Walker County)

# ALL-TIME LETTERMEN

BROOKS, Anthony 91, 92, 93, 94  
(Elba, Ala.; Elba)  
BROOKS, Bobby 05, 06, 07, 08  
(Hoover, Ala.; Hoover)  
BROOKS, James 11  
(Flagstaff, Ariz.; Flagstaff)  
BROOKS, Jiri 01, 02  
(Gadsden, Ala.; Gadsden)  
BROOKS, Jordan 15, 16  
(Pelham, Ala.; Pelham)  
BROOKS, Kelcey 97, 98, 99  
(Delray Beach, Fla., Atlantic)  
BROOKS, Rod 80, 81, 82, 83  
(Huntsville, Ala.; Lee)  
BROWN, Chase 19, 21  
(Hoover, Ala.; Hoover)  
BROWN, Jason 99, 00  
(Muscle Shoals, Ala.; Muscle Shoals)  
BROWN, Jerry 92  
(Anniston, Ala.; Anniston)  
BROWN, Kevin 93, 94, 95, 96  
(Pinson, Ala.; Pinson Valley)  
BROWN, Khamari 19  
(Hoover, Ala.; Hoover)  
BROWN, Larry 71, 72, 73  
(Huntsville, Ala.; Butler)  
BROWN, Melvin 79, 80, 81, 82  
(Miami, Fla.; South Dade)  
BROWN, Nathan 20, 21, 22  
(Spanish Fort, Ala.; Spanish Fort)  
BROWN, Seaver 10  
(Clearwater, Fla.; Countryside)  
BROWNLOW, Jimmy 58, 59  
(Carrollton, Miss.; Carrollton)  
BRUCE, Collin 99, 00, 01  
(Florence, Ala.; Central)  
BRUTON, Rico 17  
(Stone Mountain, Ga.; Lithonia)  
BRYANT, Craig 88, 89, 90  
(Birmingham, Ala.; Erwin)  
BRYANT, Demetrius 10, 11  
(Prentiss, Miss.; Murrah)  
BRYANT, Harrison 07, 08, 09, 10  
(Troy, Ala.; Charles Henderson)  
BRYANT, Vincent 82  
(Birmingham, Ala.; Hueytown)  
BUCHANAN, Kerry 86, 87, 88, 89  
(Columbia, Tenn.; Central)  
BURCHAM, Bobby 70, 71, 72  
(Russellville, Ala.; Russellville)  
BURDINE, Greg 78, 79  
(Florence, Ala.; Coffee)  
BURDINE, Robbie 08, 09, 10, 11  
(Florence, Ala.; Shoals Christian)  
BURLESON, Max 56, 57, 58  
(Hackleburg, Ala.)  
BURNS, Benny 66, 67, 68, 69  
(Florence, Ala.; Central)  
BURNS, Eddy 74  
(Birmingham, Ala.; Huffman)  
BYRD, Rod 12  
(Tanner, Ala.; Tanner)  
BURNTHALL, Sam 08  
(Decatur, Ala.; Decatur)  
BURROWS, Edward 49, 51  
(Fort Payne, Ala.)  
BURTON, Brett 20, 21, 22  
(Ocean Springs, Miss.; Ocean Springs)  
BURTON, Maurice, Jr. 17, 18  
(Chicago, Ill.; Simeon)  
BUTLER, Delawrence 21  
(Clinton, Miss.; Clinton)  
BYARS, Howard 67, 68, 69, 70  
(Fayette, Ala.; Fayette)

BYARS, J.D. 90, 91  
(Hartselle, Ala.; Hartselle)  
BYRD, Jakobi 18, 19, 20  
(Florence, Ala.; Florence)  
BYRD, John 75, 76  
(Lawrenceville, Ga.; Peachtree)  
BYRD, Jonathan 09, 10, 11  
(Amit, La.; St. Helena)  
BYRD, Palmer 68, 69, 70  
(Birmingham, Ala.; Banks)  
BYROM, Billy 66  
(Huntsville, Ala.)  
BYRON, John 65

CAIN, Chris 12  
(Athens, Ala.; Athens)  
CALHOUN, Maurice 04  
(Mobile, Ala.; Mary Montgomery)  
CALHOUN, Thomas 81, 82, 83, 84  
(Alpine, Ala.; Winterboro)  
CAMPBELL, Chris 04  
(Madison, Ala.; Bob Jones)  
CAMPBELL, Jason 05, 06  
(Holly Springs, Miss.; Holly Springs)  
CAMPBELL, Joemal 06, 07, 08  
(Holly Springs, Miss.; Holly Springs)  
CAMPBELL, Montrell 21, 22  
(Madison, Ala.; Madison Academy)  
CAMPBELL, Tony 83, 87  
(Leighton, Ala.; Colbert County)  
CAMPBELL, Tylan 22  
(Jackson, Ala.; Jackson)  
CAMPBELL, Tyrone 94  
(Huntsville, Ala.; Butler)  
CAMPBELL, Willie 86, 88  
(Columbia, Tenn.; Central)  
CARBINE, Caleb 10  
(Florence, Ala.; Florence)  
CARLISLE, Colby 10, 11  
(Lincoln, Ala.; Lincoln)  
CARMICHAEL, Laurence 14, 15  
(Muscle Shoals, Ala.; Florence)  
CARMICHAEL, Mack 60, 61, 62  
(Panama City, Fla.; Bay County)  
CARNELL, Maurice 16, 17  
(San Diego, Calif./Lincoln)  
CARNEY, Taylor 11, 12, 13, 14  
(Killen, Ala.; Brooks)  
CARPENTER, Delvon 14, 17  
(Houston, Texas, Westbury)  
CARRERA, Chandler 17, 18  
(Charlottesville, Va.; Albermarle)  
CARRINGER, Jim 63, 64  
(Florence, Ala.)  
CARSON, Jaxton 19, 21  
(Phenix City, Ala.; Central)  
CARSWELL, Travis 97, 98  
(Irvington, Ga.; Wilkinson)  
CARTER, Charles 88  
(Ft. Payne, Ala.; Ft. Payne)  
CARTER, Derron 86, 87  
(Markham, Ill.; Thornwood)  
CARTER, Drew 99, 00, 01, 02  
(Athens, Ala.; Athens)  
CARTER, Edward 58, 59  
(Macon, Miss.; Macon)  
CARTER, Kelvin 07, 08  
(Greeneville, Miss.; Obannon)  
CARTER, Kyle 91  
(Kingsport, Tenn.)  
CARTER, Steve 78, 79, 80  
(Savannah, Tenn.; Central)  
CARY, Vincent 07  
(Alpharetta, Ga.; Roswell)

CASEY, Scott 89  
(Auburn, Ala.; Auburn)  
CASH, Shawn 97, 98  
(McClellonville, S.C., Lincoln)  
CAUSEY, Drew 02, 03  
(Petal, Miss.; Petal)  
CAVIN, Cole 22  
(Trion, Ga.; Trion)  
CAZOLA, Dawson 17, 19, 20  
(Mt. Olive, Ala.; Gardendale)  
CAZOLA, Eli 19, 20, 21, 22  
(Mt. Olive, Ala.; Gardendale)  
CHANDLER, Greg 95, 96, 97, 98  
(Florence, Ala.; Bradshaw)  
CHAPMAN, Herman 07  
(Leroy, Ala.; Leroy)  
CHAPPLE, Lee 10, 11  
(Alpharetta, Ga.; Greater Atlanta Christian)  
CHATMAN, Derrick 05, 06, 07, 08  
(Florence, Ala.; Coffee)  
CHATMAN, Derrick 08, 09  
(Clarksdale, Miss.; Clarksdale)  
CHENAULT, Luke 06, 07, 09  
(Moulton, Ala.; Decatur)  
CHILDS, Bruce 75  
(Birmingham, Ala.; Huffman)  
CHILDS, Buddy 73, 74  
(Kathleen, Ga.)  
CHILDERS, Obie 77, 78, 79  
(New Hope, Ala.; New Hope)  
CHIN, Rasheed 04  
(Boston, Mass.; Cathedral)  
CITRANO, John 55, 56  
(Huntsville, Ala.)  
CLAIBORNE, Ronnie 88, 90  
(Hartselle, Tenn.; Trousdale County)  
CLARK, Corey 22  
(Adamsville, Ala.; Minor)  
CLARK, Dedrick 06  
(Pontotoc, Miss.; Pontotoc)  
CLARK, Gregory 05, 06  
(Jackson, Miss.; Provine)  
CLARK, Steve 74, 75  
(Birmingham, Ala.; Shades Valley)  
CLAUNCH, Jeff 82, 83  
(Sheffield, Ala.; Sheffield)  
CLAY, Bubba 87, 88  
(Mt. Hope, Ala.; Mt. Hope)  
CLAY, Dencen 04, 05  
(Kentwood, La.; Jewel M. Sumner)  
CLAY, Mickel  
(Cincinnati, Ohio; Finneytown)  
CLEGHORN, Craig 97, 98  
(Addison, Ala.; Addison)  
CLEM, Marvin 52, 53  
(Athens, Ala.; Athens)  
CLEMONS, Gerald 93  
(Griffin, Ga.; Griffin)  
CLEMONS, Robert Ray 68, 69, 70  
(Greenhill, Ala.; Rogers)  
CLEMONS, Tommy 65, 66, 67, 68  
(Greenhill, Ala.; Rogers)  
CLEVELAND, David 89  
(Sylacauga, Ala.; Sylacauga)  
CLEVELAND, Gilbert 58, 61, 62  
(Tuscumbia, Ala.; Deshler)  
CLIFTON, Jason 96  
(New Hope, Ala.; New Hope)  
COATES, Haston 12  
(Pleasant Grove, Ala.; Pleasant Grove)  
COBLIN, Billy Joe 56, 57  
COCHRAN, John 76  
(Huntsville, Ala.; Grissom)  
COFFEY, Chris 10, 11, 12, 13  
(Decatur, Ala.; Decatur)

COFFEY, Derrick 86, 87, 89  
(Pulaski, Tenn.; Giles County)  
COFFEY, Nolan 14, 15, 16  
(Moulton, Ala.; Lawrence County)  
COLBERT, E.J. 22  
(Cordova, Ala.; Hartselle)  
COLEMAN, D'Arcy 07, 08  
(Cleveland, Miss.; Cleveland)  
COLEMAN, Deandre "Bud" 14, 15, 16  
(Russellville, Ala.; Russellville)  
COLEMAN, Rocky 07, 08  
(Clarksdale, Miss.; Clarksdale)  
COLEY, James 90  
(Alexander, Tenn.; Benjamin Russell)  
COLEY, Marvin 98  
(W. Palm Beach Fla.; Pahokee)  
COLLIER, Brody 19  
(Madison, Ala.; James Clemens)  
COLLIER, Cam 22  
(Texarkana, Ark. Trinity Valley)  
COLLIER, Derek 87  
(Winter Park, Fla.; Winter Park)  
COLLINS, Bobby 97, 98  
(York, Ala.; Sumter County)  
COLLINS, Leroy 07  
(Greenville, Miss.; Greenwood)  
COLLINS, Rodney 71, 72  
COLLINS, Tyler 07  
(Florence, Ala.; Deshler)  
COMPTON, Tommy 88  
(Mobile, Ala.; Vigor)  
CONDON, Frank 79, 80, 81, 82  
(Mobile, Ala.; Murphy)  
CONDRAY, Brad 91  
(Birmingham, Ala.; Erwin)  
CONNELL, John 74, 75  
(Dunwoody, Ga.; North Springs)  
CONNER, Eric 86  
(Gulfport, Miss.; Harrison Central)  
CONSTAN, Cooper 16, 17  
(Huntsville, Ala./Huntsville)  
CONTORNO, Sam 20, 21, 22  
(Tuscaloosa, Ala.; Holy Spirit Catholic)  
COOK, Mabry 10, 11, 12, 13  
(Brewton, Ala.; T.R. Miller)  
COOK, Tevin 14, 15, 16  
(Roanoke, Ala.; Handley)  
COOPER, James 63, 65  
COOPER, Jess 13, 14, 15  
(Northport, Ala.; Tuscaloosa County)  
COOPER, Paul 62, 64  
(Phil Campbell, Ala.; Phil Campbell)  
CORNELIUS, Don 64, 65, 66, 67  
(Huntsville, Ala.; Lee)  
CORUM, Terry 84, 85, 86, 87  
(Cleveland, Tenn.; Bradley County)  
COTTON, Donnie 93  
(Loretto, Tenn.; Loretto)  
COTTON, Tom 56, 57  
(Brilliant, Ala.; Brilliant)  
COUNTS, Gary 66, 67, 68, 69, 70  
(Tuscumbia, Ala.; Deshler)  
COUNTS, Thomas 92, 93  
(Tuscumbia, Ala.; Deshler)  
COWINS, Wallace, Jr. 19, 20, 21  
(Conyers, Ga.; Heritage)  
COX, Damon 15, 16, 17, 18  
(Germantown, Tenn.; Germantown)  
COX, Guy 77, 78, 79, 80  
(Russellville, Ala.; Russellville)  
COX, Jamal 17  
(Germantown, Tenn.; Houston)  
CRABTREE, Kyle 12, 13, 14  
(Fort Payne, Ala.; Fort Payne)

# ALL-TIME LETTERMEN

CRAFT, Lee 90, 91, 92  
(Leighton, Ala.; Colbert County)  
CRAFT, Marcell 06, 07, 08, 09  
(Memphis, Tenn.; Bolton)  
CRAFT, Montrell 06, 07, 08, 09  
(Memphis, Tenn.; Bolton)  
CRAIG, Patrick 02, 03  
(Morton, Miss.; Morton)  
CRAIG, Will 13  
(Huntsville, Ala.; Pope John Paul II)  
CRAIGHTON, Alonzo 20, 21  
(Prairieville, La.; Dutchtown)  
CRAWFORD, Devin 12, 13  
(Saraland, Ala.; Satsuma)  
CRAWFORD, James 74, 75  
(Columbus, Ga.; Columbus)  
CREASY, Don 62, 63, 64, 65  
(Leighton, Ala.; Colbert County)  
CRITTENDEN, John 91, 92  
(Carrollton, Miss.; George)  
CROOK, Ralph 89, 90, 91  
(Auburn, Ala.; Auburn)  
CROONE, Joseph 06  
(Eads, Tenn.; Briarcrest)  
CRUMP, John 55, 56, 57  
(Jasper, Ala.)  
CULLARS, George 90  
(Washington, Ga.; Wilkes)  
CUMMINGS, Jakob 18, 19, 20, 21, 22  
(Auburn, Ala.; Auburn)  
CUNNINGHAM, Richard 82, 83, 84, 85  
(Vero Beach, Fla.; Vero Beach)  
CURRY, Antonio 15  
(Bat Minette, Ala.; Baldwin County)  
CURRY, Reger 81, 83, 85  
(Birmingham, Ala.; Wenonah)  
CURTIS, Bryce 12, 13  
(Florence, Ala.; Florence)

DAILEY, Jaylin 17, 18  
(Montgomery, Ala.; Robert E. Lee)  
DAMPEER, Brooks 06  
(Saffilo, Miss.; Saffilo)  
DAMPIER, Darron 08, 09  
(Mendenhall, Miss.; Mendenhall)  
DAMRON, Darin 97, 98, 99, 00  
(Huntland, Tenn.; Huntland)  
DANIEL, Carrel 57, 58  
(Athens, Ala.; Athens)  
DANIEL, Chad 07, 08, 09, 10  
(Sisey, Ala.; Walker County)  
DANIEL, Frank 63  
DANIEL, Terry 61  
(Athens, Ala.; Athens)  
DANIELS, Jaylan 17  
DANIELS, Jalyn 22  
(Tallassee, Ala.; Tallassee)  
(Vienna, Ga.; Dooly County)  
DANIELS, Ken 60, 61, 62  
(Huntsville, Ala.; Butler)  
DANIELS, Tyrik 21 22  
(Dempoloois, Ala.; Linden)  
DARR, Lucas 10, 11  
(Clearwater, Fla.; Countryside)  
DARRELL, John 61  
DAUGHERTY, Dan 66, 67, 68, 69  
(Florence, Ala.; Central)  
DAVENPORT, Svante 08, 09  
(Troy, Ala.; Charles Henderson)  
DAVIS, Brandon 11  
(Miami, Fla.; South Miami)  
DAVIS, Christian 16, 17, 18  
(Pelham, Ala./Pelham)  
DAVIS, Gary 80, 81, 82, 83  
(Huntsville, Ala.; Johnson)

DAVIS, James 87, 88, 89, 90  
(Clanton, Ala.; Chilton County)  
DAVIS, Jeff 76, 77, 78  
(Glencoe, Ala.; Glencoe)  
DAVIS, Kedarius 18, 19  
(Suwanee, Ga.; Hebron Christian Acad.)  
DAVIS, Louie 74  
(Huntsville, Ala.; Butler)  
DAVIS, Ronnie 63, 64  
(Gordo, Ala.; Gordo)  
DAVIS, Zach 19  
(Rogersville, Ala.; Lauderdale County)  
DAWSON, Caleb 20, 21, 22  
(Goshen, Ala.; Goshen)  
DAWSON, Lester 63, 64, 65  
(Courtland, Ala.)  
DAWSON, Trent 99, 00, 01, 02  
(Florence, Ala.; Coffee)  
DELIZ, Frank 73, 74, 75, 76  
(Birmingham, Ala.; Banks)  
DEMPSEY, Tim 89  
(Hueytown, Ala.; Hueytown)  
DEMOTT, Scott 86, 87  
(Eudora, Ks.; Okaloosa)  
DENNIS, Jerrold 00  
(Decatur, Ga.; Southwest Dekalb)  
DENNIS, Mike 64, 65, 66  
(Guin, Ala.)  
DENSON, Eric 06, 07  
(Brandon, Miss.; Northwest Rankin)  
DERICO, Will 22  
(Montgomery, Ala.; Robert E. Lee)  
DEVER, Blake 19, 20, 21  
(Wellington, Fla.; Wellington)  
DEWALT, Lonnell 06  
(Bowling Green, Ky.; Warren Central)  
DEWITT, Andy 86  
(Midfield, Ala.; Midfield)  
DICKINSON, Bill 57, 58, 59  
(Brilliant, Ala.; Brilliant)  
DILLON, Antron 07, 10  
(Hammond, La.; Independence)  
DIXON, Curtis 73, 74, 75, 76  
(Birmingham, Ala.; Woodlawn)  
DIXON, Jamie 08, 09, 10, 11  
(Muscle Shoals, Ala.; Muscle Shoals)  
DOCHER, Keldrick 06, 07  
(Weir, Miss.; Weir)  
DONAHUE, Tim 85  
(Tuscaloosa, Ala.; Hillcrest)  
DORN, Derrick 96  
(Daleville, Ala.; Daleville)  
DOUGLAS, Jonathan 05, 06, 07  
(Cumming, Ga.; North Forsyth)  
DOUGLAS, Justin 22  
(Atlanta, Ga.; Mount Vernon Presbyterian)  
DOUGLASS, John 85, 86, 87, 88  
(Alabaster, Ala.; Thompson)  
DOUTHITT, Robert 58, 59, 60  
(Florence, Ala.; Coffee)  
DOWIS, Thomas 22  
(Bogart, Ga.; North Oconee)  
DOWTIN, Marcus 11  
(Upper Marlboro, Md.; Fork Union Military)  
DREAD, Jalen 17, 18, 19  
(Foley, Ala.; Foley)  
DRIGGERS, Parker 20, 21, 22  
(Brantley, Ala.; Brantley)  
DRIVER, Judd 73, 74  
(Birmingham, Ala.; West End)  
DRUMMOND, Mason 12  
(Jasper, Ala.; Walker)  
DRUMMOND, Phillip 86, 87, 88, 88, 89  
(Jasper, Ala.; Walker County)  
DUCKWORTH, Charles 94, 95

(Taylorsville, Miss.; Taylorsville)  
DUCKWORTH, Steven 97  
(Taylorsville, Miss.; Taylorsville)  
DUKES, Dajzon 14, 15  
(Louisville, Ky.; Doss)  
DUKES, Roger 84  
(Pontotoc, Miss.; Pontotoc)  
DUNCAN, Bobby 81, 82, 83, 84  
(Lake City, Fla.; Columbia)  
DUNGAN, Brett 04  
(Birmingham, Ala.; East Bridgewater)  
DURDEN, Jim 73  
(Milledgeville, Ga.; Baldwin)  
DUREN, Ernest 09, 10, 11  
(Huntsville, Ala.; Lee)  
DUSTER, Dominique 09, 10, 12, 13  
(Florence, Ala.; Florence)  
DUSTER, Mario 01, 02  
(Florence, Ala.; Bradshaw)  
DUVALL, Bob 70  
(Chubuta, Miss.; Cumberland County)  
DYAR, James 65  
DYAR, Paul 52, 53, 54, 55  
(Hamilton, Ala.; Hamilton)  
DYAR, Sam 53  
(Guin, Ala.)  
DYAR, Lewis 63  
(LaFayette, Ga.)  
DYE, Ches 03, 04  
(Pittsboro, Miss.; Bruce)  
DYE, John 14  
(Huntsville, Ala.; Madison County)

EADS, Josh 94, 95  
(Brandon, Fla.; Brandon)  
EASTERLING, Grayson 20, 21  
(West Point, Miss.; Oak Hill Academy)  
EDDINGER, Cory 09, 10  
(Crawfordville, Fla.; Wakula)  
EDWARDS, Jamaal 09  
(Greensboro, N.C.; Dudley)  
EDWARDS, Jeff 85, 86  
(Opelika, Ala.; Opelika)  
EDWARDS, Michael 93, 94, 95, 96  
(West Point, Miss.; West Point)  
EDWARDS, Tracy 93  
(Prattville, Ala.; Billingsley)  
EDWARDS, Tommy 77, 78, 79  
(Starke, Fla.; Bradford County)  
EGER, Steve 86, 87  
(Louisville, Ky.; Oldman County)  
ELKINS, Allen 68  
(Decatur, Ala.; Decatur)  
ELLIOTT, Chris 85  
(Homewood, Ala.; Homewood)  
ELLISON, Ronald 63  
(Decatur, Ala.; Decatur)  
ELMORE, David 71, 72  
(Bessemer, Ala.; Oak Grove)  
ELMORE, Joe 50, 51, 52, 53  
(Reform, Ala.)  
ELMORE, George 56  
(Reform, Ala.)  
ELMORE, Randy 69, 70, 71, 72  
(Florence, Ala.; Bradshaw)  
ELROD, Robert 68, 69  
(Arab, Ala.; Arab)  
EMMETT, Malik 16, 17  
(Mobile, Ala./McGill-Toolen)  
EMMETT, Marcene 76, 77, 78, 79  
(Mobile, Ala.; McGill-Toolen)  
ENNS, Jacob 22  
(Tampa, Fla.; Cambridge Christian)  
ERVIN, Delvin 12  
(Hattiesburg, Miss.; Oak Grove)  
ETHRIDGE, Kirk 83, 84, 85, 86

(Birmingham, Ala.; Woodlawn)  
EVANS, Adam 96  
(Fort Payne, Ala.; Fort Payne)  
EVANS, Chris 83, 84, 85, 86  
(Atlanta, Ga.; Fredrick Douglas)  
EVANS, Eddie 92, 93, 94, 95  
(Cullman, Ala.; Cullman)  
EVANS, Riely 21, 22  
(Courtland, Ala.; R.A. Hubbard)  
EVANS, Ron 02  
(Tupelo, Miss.; Tupelo)  
EVANS, Stephen 13, 14, 15, 16  
(Boston, Mass.; Arch Bishop Williams)  
EVANS, Will 17, 18, 19, 20, 21  
(Haleyville, Ala.; Haleyville)  
EVERETT, John 17  
(Addison, Ala.; Addison)  
EWING, Rodney 08  
(Independence, Kan.; Junction City)  
EZELL, Garner 75, 76  
(Leoma, Tenn.; Loretto)  
EZELL, Petty 58  
(Rogersville, Ala.; Rogersville)  
FAGGIONI, Tony 95, 96, 97, 98  
(Gulf Breeze, Fla.; Gulf Breeze)  
FAKUNLE, Sam 99, 00, 01, 02  
(Florence, Ala.; Bradshaw)  
FANN, Micah 22  
(Dickson, Tenn.; Nashville Christian)  
FANNEY, Brandon 09  
(Morristown, Tenn.; Morristown-West)  
FARMER, Conner 90, 91  
(Pelham, Ala.; Pelham)  
FARRIS, Bill 51, 52  
(Corinth, Miss.)  
FARRIS, Blake 02, 03, 04, 05  
(Jasper, Ala.; Walker)  
FEAGINS, Camyen 20  
(Phenix City, Ala.; Central)  
FENDERSON, Gordon 98  
(Ft. Lauderdale, Fla.)  
FENN, Cody 02  
(Killen, Ala.; Brooks)  
FELL, Levi 13, 14, 15, 16  
(Muscle Shoals, Ala.; Muscle Shoals)  
FELTON, Kwame 93  
(Birmingham, Ala.; Shades Valley)  
FERRELL, Roger 72, 73, 74  
(Decatur, Ala.; Decatur)  
FETSKO, Andrew 04  
(Pensacola, Fla.; Escambia)  
FIELDS, Kyree 20, 21, 22  
(Columbus, Miss.; New Hope)  
FIKES, Harlow 82, 83, 84, 85  
(Athens, Ala.; Athens)  
FILES, Eric 86, 87  
(Queens, N.Y.; Beach Channel)  
FILES, Rett 19, 20, 21, 22  
(Gulf Shores, Ala.; Gulf Shores)  
FINCH JR., Ollie 22  
(Attalla, Ala.; Etowah)  
FINK, Tanner 17  
(Louisville, Ky.; North Oldham)  
FINNEY, T.J. 22  
(Mableton, Ga.; Pebblebrook)  
FITZPATRICK, Damion 22  
(Lithonia, Ga.; Arabia Mountain)  
FLANAGAN, Jacob 04  
(Southside, Ala.; Gaston)  
FLANAGAN, Nathan 08  
(Leighton, Ala.; Colbert County)  
FLEMING, Ambria 86, 87, 88, 89  
(Enterprise, Ala.; Enterprise)  
FLETCHER, Jonathan 18  
(Tanner, Ala.; Tanner)

# ALL-TIME LETTERMEN

FLETCHER, Lawson 78, 79, 80, 81  
(Moulton, Ala.; Lawrence County)  
FLURRY, Bill 55, 56  
(Sheffield, Ala.)  
FORTSON, Jarmon 10  
(Hurtsboro, Ala.; Carver)  
FOSTER, C.J. 08, 09, 10  
(Tusculumbia, Ala.; Deshler)  
FOSTER, Carlos 05  
(Hattiesburg, Miss.; Hattiesburg)  
FOSTER, Hilliard 07, 08, 09, 10  
(Wetumpka, Ala.; Wetumpka)  
FOSTER, Jerry 19  
(Athens, Ala.; Athens)  
FOSTER, Tony 89, 90, 91, 92  
(Muscle Shoals, Ala.; Muscle Shoals)  
FOSTER, Trammel 05  
(Haines City, Fla.; Haines City)  
FOUNTAIN, Jaron 04, 05  
(Winter Haven, Fla.; Haines City)  
FOUST, Justin 01, 02, 03, 04  
(Russellville, Ala.; Russellville)  
FOWLER, L.C. 57, 59  
FOWLER, Steve 80  
(Tuscaloosa, Ala.; Holt)  
FOX, Craig 06, 07  
(Kentwood, La.; Jewel M. Summer)  
FRANKLIN, Tony 80  
(Mobile, Ala.; Murphy)  
FRANKS, Ed 67, 68, 69, 70  
(Brilliant, Ala.; Brilliant)  
FRAZIER, Nate 10  
(Atlanta, Ga.; Riverwood)  
FREDERICKS, Mike 81, 82, 83, 84  
(Tallahassee, Fla.; Leon)  
FREE, Aubrey Allen 49  
(Decatur, Ala.; Decatur)  
FREEMAN, Andrew 19  
(Birmingham, Ala.; Gardendale)  
FREEMAN, Pat 95, 96, 97  
(Cullman, Ala.; West Point)  
FREEMAN, Quadry 13, 14  
(Guntown, Miss.; Sattilo)  
FRIEND, Lydariez 08  
(Huntsville, Ala.; Buckhorn)  
FRIER, Damon 04, 05  
(Newbern, Tenn.; Dyer County)  
FRY, Guy 72  
(Sheffield, Ala.; Sheffield)  
FUIMAONO, Sean 16  
(Bonita Vista, Calif./Bonita Vista)  
FUKUDA, Yuta 05, 06, 07  
(Gumma-Machi, Japan; Takasaki)  
FULLER, Bernard 50  
FULLER, Wil 72, 75  
(Jasper, Ala.; Walker County)  
FUQUA, Josh 94, 97  
(Rogersville, Ala.; Lauderdale County)  
FURLONG, Wil 09, 11, 12  
(DeLand, Fla.; DeLand)  
FUSON, Bimbo 75  
(Middlesboro, Ky.; Middlesboro)  
FUTCH, Kyle 09, 10  
(Ocala, Fla.; Forest)

GADDIS, Dan 90  
(Sylacauga, Ala.; Sylacauga)  
GALEN, Clark 76  
(Miami, Fla.; Palmetto)  
GAMBLE, Jody 67, 68, 69, 70  
(Scottsboro, Ala.; Scottsboro)  
GAMBRELL, Philip 02  
(Florence, Ala.; Coffee)  
GANDY, Ricky 90, 91

(Starkville, Miss.; Starkville)  
GANT, Ed 07, 08  
(Fort Myers, Fla.)  
GARCIA, Jonathan 06, 07  
(Orange Park, Fla.; Orange Park)  
GARGIS, David 72  
(Leighton, Ala.; Colbert County)  
GARNER, Tim 85, 86, 87, 88  
(Gordo, Ala.; Gordo)  
GARRAD, Gus 61, 62  
(Haleyville, Ala.; Haleyville)  
GARRETT, Stacy 96  
(Roanoke, Ala.; Handley)  
GARRIS, Richard 91, 92, 93, 94  
(Birmingham, Ala.; Erwin)  
GARRISON, Carl 51, 52, 53, 54  
GAY, Jimmy 91, 92, 93, 94  
(Cordova, Ala.; Cordova)  
GENTLE, Jacob 19, 20, 21  
(Florence, Ala.; Florence)  
GEORGE, Nate 92, 93, 94, 95  
(Colquitt, Ga.; Miller County)  
GHOLSTON, Cedric 95, 97, 98  
(Russellville, Ala.; Russellville)  
GIBBONS, Mike 72  
GIBSON, Bubba 76  
(Dadeville, Ala.; Dadeville)  
GIBSON, Brett 01  
(Conifer, Colo.; Conifer)  
GILBERT, Vick 14  
(Rogersville, Ala.; Lauderdale County)  
GILDER, Andrew 91  
(Millbrook, Ala.; Stanhope Elmore)  
GILL, James 78, 79, 80, 81  
(Athens, Ala.; Athens)  
GILL, Stanley 81, 82, 83, 84  
(Hartselle, Ala.; Hartselle)  
GILLEY, Mike 80, 81, 82, 83  
(Phil Campbell, Ala.; Phil Campbell)  
GILLOM, Louis 11  
(Oxford, Miss.; Oxford)  
GIPSON, Jack 82, 83, 84, 85  
(Fyffe, Ala.; Fyffe)  
GIPSON, Jaylen 21, 22  
(Mexia, Texas; Mexia)  
GIST, Jordan 14  
(Russellville, Ala.; Russellville)  
GLASS, Charlie 81, 82, 83, 84  
(Sweetwater, Ala.; Sweetwater)  
GLASS, James 51, 52  
(Bear Creek, Ala.)  
GLAZE, Blake 13  
(Lanett, Ala.; Springwood)  
GLAZE, Jbril 19, 20  
(Tampa, Fla.; Jefferson)  
GLENN, Nick 03  
(Bowdon, Ga.; Bowden)  
GLENN, Scott 97, 98, 99  
(Enterprise, Ala.; Enterprise)  
GLENN, Thomas 08, 09, 10, 11  
(Hazel Green, Ala.; Hazel Green)  
GODDARD, Jimbo 89  
(Booneville, Miss.; Booneville)  
GODSEY, Bill 55, 56, 57  
(Haleyville, Ala.; Haleyville)  
GODSEY, R.L. 53  
(Haleyville, Ala.; Haleyville)  
GOLDTHWAITE, Raykwon 22  
(Birmingham, Ala.; Jackson-Olin)  
GOLIDAY, Tim 97, 00, 01  
(Starkville, Miss.; Starkville)  
GOODE, Chris 82  
(Town Creek, Ala.; Hazlewood)  
GOODE, Demetrius 11

(LaGrange, Ga.; Hargrave Military)  
GOODLOE, Jamarcus 12, 13  
(Leighton, Ala.; Colbert County)  
GOODMAN, Eric 86  
(Columbia, Tenn.; Central)  
GOODMAN, Gerald 76, 77  
(Blountstown, Fla.; Blountstown)  
GOODWIN, Dusty 06, 07  
(Demopolis, Ala.; Demopolis)  
GOODWIN, Garner 88  
(Ft. Lauderdale, Fla.; Cardinal Gibbons)  
GORDON, Robert 97, 98, 99  
(Mobile, Ala.; Vigor)  
GORMAN, Trey 05, 06, 07, 08  
(Gardendale, Ala.; Mortimer Jordan)  
GRAHAM, Amir 22  
(Pensacola, Fla.; Escambia)  
GRAHAM, Glenn W. 49, 50  
(Florence, Ala.)  
GRAHAM, Harold 58, 59, 60  
(Tusculumbia, Ala.; Deshler)  
GRAHAM, Sam 92, 93, 94, 95  
(Sylvania, Ala.; Sylvania)  
GRANT, James 65, 66, 67, 68  
(Florence, Ala.)  
GRAVITT, Brody 22  
(Haleyville, Ala.; Haleyville)  
GRAVES, Odell 99, 00, 01  
(Tusculumbia, Ala.; Deshler)  
GRAY, Antonio 01  
(Trinity, Ala.; West Morgan)  
GRAY, Antyon 08, 09  
(Madison, Miss.; Madison Central)  
GRAY, Carlo 91, 92  
(Gardendale, Ala.; Gardendale)  
GRAY, Michael 65  
(Fairhope, Ala.)  
GREEN, Darryl 89, 90, 91  
(Russellville, Ala.; Russellville)  
GREEN, Gerrell 19, 20, 21  
(Birmingham, Ala.; Huffman)  
GREEN, James 08, 09  
(St. Petersburg, Fla.; Independence)  
GREEN, Kam'ron 22  
(Bradenton, Fla.; Southeast)  
GREEN, Lawrence 91, 92  
(Natchez, Miss.; South Natchez)  
GREENE, Harold 83, 84, 85, 87  
(Adamsville, Ala.; Adamsville)  
GREENE, Harry 87  
(Adamsville, Ala.; Adamsville)  
GREEN, Otis 76, 77, 78, 79  
(Hanceville, Ala.; Hanceville)  
GREEN, Russ 20  
(Jasper, Ala.; Jasper)  
GREENE, Jalin 15, 16, 17  
(Mobile, Ala.; St. Paul's)  
GREENHAW, Greg 89, 90  
(Athens, Ala.; Athens)  
GREENHAW, Tom 58, 59  
(Athens, Ala.; Athens)  
GREENLEE, Antwane 11  
(Columbus, Ga.; Hardaway)  
GRIGGS, Kirk 96, 97, 98, 99  
(Scottsboro, Ala.; Scottsboro)  
GRIMES, Heath 96, 97, 98  
(Huntsville, Ala.; Lawrence County)  
GRISHAM, Earl 54, 56, 57  
(Rogersville, Ala.; Lauderdale County)  
GRISHAM, Garrett 10  
(Hoover, Ala.; Spain Park)  
GRISHAM, Trent 19  
(Athens, Ala.; East Limestone)  
GROOM, Eric 90, 91, 92, 94, 95

(Cordova, Ala.; Cordova)  
GROSS, Cody 92, 93, 94, 95  
(Rogersville, Ala.; Lauderdale County)  
GRUBB, Johnny 77, 78, 79  
(Athens, Tenn.; McMinn County)  
GRUBB, Rob 86, 87  
(Florence, Ala.; Bradshaw)  
GUILLAUME, Gallil 22  
(Suwanee, Ga.; Lambert)  
GUNN, Chris 04  
(Tusculumbia, Ala.; Deshler)  
GUNTER, Ken 58, 59  
(Haleyville, Ala.; Haleyville)  
GURLEY, Joe 17, 18, 19, 20, 21  
(Killen, Ala.; Brooks)

HAGEDORN, Lee 60, 61  
(Cullman, Ala.; Cullman)  
HAIR, Clay 92  
(Orlando, Fla.; Winter Park)  
HALE, Brandon 99, 00  
(Lexington, Ala.; Lexington)  
HALL, Cedric 10, 11  
(Carthage, Miss.; Carthage)  
HALL, Cortez 18, 19, 20, 21, 22  
(Hoover, Ala.; Hoover)  
HALL, Dre 14, 15, 16, 17  
(Columbia, Tenn.; Columbia Central)  
HALL, James 06, 07  
(Aimte, La.; Amite)  
HALL, John B. 49, 50  
(Tusculumbia, Ala.; Deshler)  
HALL, Malcolm 88, 90  
(Eutaw, Ala.; Eutaw)  
HALL, Will 02, 03  
(Amory, Miss.; Amory)  
HAMILTON, William "Brub" 52, 53, 54, 55  
(Athens, Ala.; Athens)  
HAMILTON, Dale 46  
(Kewanee, Ill.)  
HAMER, Jim 52  
HAMMOCK, Frankie 74, 75, 76  
(Dublin, Ga.; East Laurens)  
HAMNER, Troy 53  
(Lexington, Ala.)  
HAMPTON, Alfonso 16  
(San Diego, Calif./Morse)  
HAMPTON, Barry 88, 89, 90, 91  
(Athens, Ala.; Athens)  
HANCOCK, Bill 53  
HANCOCK, Dale 67, 68, 69, 70  
(Cullman, Ala.; Cullman)  
HANNAH, Carl 58, 59  
(LaFayette, Ga.)  
HANSON, Marty 77, 78, 79  
(Addison, Ala.; Addison)  
HARBIN, David 71, 72  
(Huntsville, Ala.; Butler)  
HARBIN, Levorn 95, 96, 97  
(Butler, Ala.; Choctaw County)  
HARDEN, Tim 74, 75, 76  
(Enterprise, Ala.; Enterprise)  
HARDIN, Cole 17, 18  
(Florence, Ala.; Florence)  
HARDY, Otis 04  
(Orlando, Fla.; Edgewater)  
HARGETT, Teddy 55, 57  
(Sheffield, Ala.; Sheffield)  
HARGROVE, Billy 71, 72, 73  
(Athens, Ala.; Athens)  
HARGROVE, Dudley 49  
(Florence, Ala.)  
HARPER, Ronald 91  
(Gulfport, Miss.)  
HARPER, Ryan 14, 15, 16

# ALL-TIME LETTERMEN

(Stephenville, Texas; Stephenville)  
 HARRELSON, Clay 06, 07  
 (Alexander City, Ala.; Benjamin Russell)  
 HARRIS, Ben 22  
 (Midwest City, Okla.; Carl Albert)  
 HARRIS, Benn 52, 53, 54  
 (Leighton, Ala.)  
 HARRIS, Corey 97, 98  
 (Warner Robins, Ga., Northside)  
 HARRIS, Courtney 09, 10  
 (Jupiter, Fla.; Jupiter)  
 HARRIS, Darvell 14, 15  
 (Chicago, Ill.; Dunbar)  
 HARRIS, Eddquerion 15, 16, 17, 18  
 (Courtland, Ala.; R.A. Hubbard)  
 HARRIS, Eddrick 12, 14, 15, 16  
 (Courtland, Ala.; R.A. Hubbard)  
 HARRIS, Eric 88  
 (Birmingham, Ala.; Vestavia)  
 HARRIS, Eugene 10  
 (Atlanta, Ga.; McNair)  
 HARRIS, John 82, 83, 84  
 (Pensacola, Fla.; Escambia)  
 HARRIS, Lyndon 17, 18, 19, 20  
 (Jasper, Ala.; Walker)  
 HARRIS, Melvin 12  
 (Buford, Ga.; Buford)  
 HARRIS, Robert 74  
 (Springville, Ala.; Springville)  
 HARRIS, Ron 80, 81, 82  
 (Nashville, Tenn.; Maplewood)  
 HARRIS, Stan 01  
 (Opelika, Ala.; Opelika)  
 HARRIS, Steve 80, 81  
 (Cordova, Ala.; Cordova)  
 HARRISON, Chad 92  
 (Fayetteville, Tenn.; Lincoln County)  
 HARRIS, Darvell 14  
 (Chicago, Ill.; Dunbar)  
 HARRISON, DeAndre 13, 14, 15, 16  
 (Lithonia, Ga.; Miller Grove)  
 HARRISON, Hugh 53, 56, 57  
 (Vernon, Ala.)  
 HARRISON, Kendall 15  
 (Decatur, Ala.; Austin)  
 HARRISON, Tyler 04  
 (Killen, Ala.; Brooks)  
 HARROD, Lance 16, 17  
 (Plains, Ga./Southland Academy)  
 HARTNETT, Elijah 22  
 (Florence, Ala.; Florence)  
 HASLEM, Kedonis 20  
 (Miami, Fla.; St. Thomas Aquinas)  
 HART, D'Andre 18, 19  
 (Pinson, Ala.; Pinson Valley)  
 HARVEY, Len 76  
 (Tallahassee, Fla.; Leon)  
 HASTING, Jack 70  
 HATHORN, Michael 05, 06, 07, 08  
 (Corinth, Miss.; Corinth)  
 HATHORN, Samuel 05, 06, 07, 08  
 (Corinth, Miss.; Corinth)  
 HATHORN, Wendell 70, 71, 72, 73  
 (Altoona, Ala.; Susan Moore)  
 HAWKINS, Blake 16, 17  
 (Florence, Ala./Florence)  
 HAWKS, Ben 74, 75, 76  
 (Gainesville, Ga.; Gainesville)  
 HAWK, Travis 96, 97, 98, 99  
 (Huntsville, Ala.; Huntsville)  
 HAWTHORNE, Tim 10  
 (Birmingham, Ala.; Homewood)  
 HAYDEN, Steven 97  
 (Kennedy, Ala.; South Lamar)

HAYES, Danny 78, 79, 80  
 (Leeds, Ala.; Leeds)  
 HAYES, Dusty 95  
 (Addison, Ala.; Addison)  
 HAYES, Jarius 92, 93, 94, 95  
 (Muscle Shoals, Ala.; Muscle Shoals)  
 HAYNES, Aubrey 73, 74, 75, 76  
 (Haleyville, Ala.; Haleyville)  
 HAYNES, Kendric 19, 20, 21  
 (Mobile, Ala.; Murphy)  
 HAYNES, Lawrence 90, 92  
 (St. Rose, La.; Destreham)  
 HAYNES, Nick 21  
 (Washington, Pa.; McGuffey)  
 HAYNES, Robert 93  
 (Nettleton, Miss.)  
 HAYWARD, Terrance 13  
 (Los Angeles, Calif.; Culver)  
 HEARON, Mike 81, 82  
 (Birmingham, Ala.; Banks)  
 HEATHERLY, Kaleb 22  
 (Cullman, Ala.; Cullman)  
 HELD, Rodney 14, 15, 16, 17  
 (Hazel Green; Ala.; Hazel Green)  
 HENDERSON, Hayden 13, 14, 15, 16  
 (Huntsville, Ala.; Grissom)  
 HENDRIX, Brad 75, 76, 77, 78  
 (Birmingham, Ala.; Woodlawn)  
 HENKE, Kevin 14, 15, 16  
 (St. Louis, Mo.; Francis Howell North)  
 HENNESSEY, James 51  
 (Atlanta, Ga.)  
 HENRY, DeAngelo  
 (Muskogee, Okla.; South Moore)  
 HEPTINSTALL, Sawyer 22  
 (Blountsville, Ala.; Blountsville)  
 HERBERT, E. 60  
 HERCULES, Jalen 22  
 (Oakland, Calif.; Encina)  
 HERISE, Chris 17  
 (Miami, Fla.; Miami Central)  
 HERRING, David 93, 94, 95, 96  
 (Pontiac, Mich.; Pontiac Northern)  
 HERRING, Ryan 95, 96  
 (Oxford, Ala.; Oxford)  
 HESTER, Ray 62, 63, 64, 65  
 (Phil Campbell, Ala.; Phil Campbell)  
 HICKEY, Pat 85  
 (Baltimore, Md.)  
 HICKMAN, Jyrone 10  
 (Pahokee, Fla.; Pahokee)  
 HICKS, Austin 17  
 (Gardendale, Ala.; Gardendale)  
 HICKS, Tim 06, 07, 09  
 (Milry, Ala.; Washigton County)  
 HIGGINBOTHAM, Frank 76  
 (Birmingham, Ala.; Hewitt-Trussville)  
 HIGGINBOTHAM, Ken 87  
 (Okaloosa, Kan.; Okaloosa)  
 HILL, Carson 22  
 (Cullman, Ala.; Cullman)  
 HILL, Doyle 63, 64  
 (Rogersville, Ala.; Lauderdale County)  
 HILL, Eddie 71  
 (Cullman, Ala.; Cullman)  
 HILL, Harlon 50, 51, 52, 53  
 (Killen, Ala.; Lauderdale County)  
 HILL, Jerry 77, 78, 79, 80  
 (Killen, Ala.; Brooks)  
 HILL, Josh 01  
 (Pulaski, Tenn.; Giles County)  
 HILL, Keenan 22  
 (Detroit, Mich.; James Clemens)  
 HILL, Lacy 01,02,03,04

(Melbourne, Fla.; Eau Gallie)  
 HILL, Lane 85  
 (Altoona, Ala.; West End)  
 HILL, Marcus 95, 96, 97, 98  
 (Russellville, Ala.; Russellville)  
 HINES, David 71  
 (Florence, Ala.; Rogers)  
 HITTINGER, Jeff 76, 77  
 (Tallahassee, Fla.; Leon)  
 HOBBS, Stevie 86, 87  
 (Mendenhall, Miss.; Mendenhall)  
 HODGES, Duncan 19  
 (Kimberly, Ala.; Mortimer Jordan)  
 HODGES, James 50, 51  
 (Fairfield, Ala.)  
 HODGES, James 52, 53, 54  
 HODGES, Richard 66  
 (Columbus, Ga.)  
 HOGAN, Charles 94, 95, 96  
 (Russellville, Ala.; Russellville)  
 HOGAN, David 68, 69  
 (Athens, Ala.; Athens)  
 HOLCOMB, Nathan 95  
 (Fairview, Ala.)  
 HOLDER, Denzel 22  
 (Birmingham, Ala.; Huffman)  
 HOLDERFIELD, Dennis 66, 67, 68  
 (Courtland, Ala.)  
 HOLIDAY, John 54, 55, 56  
 (Sulligent, Ala.; Sulligent)  
 HOLLAND, Guin 58, 60, 61  
 (Decatur, Ala.; Decatur)  
 HOLLAND, Wes 09, 10, 11  
 (Pelham, Ala.; Pelham)  
 HOLLEY, Antonio 89, 90, 91, 92  
 (Alexander City, Ala.; Decatur)  
 HOLLINGSWORTH, Caldwell 49, 50, 51, 52  
 (Fayette, Ala.)  
 HOLLINGSWORTH, Chad 14  
 (Lexington, Ala.; Lexington)  
 HOLLIS, Baker 49  
 (Vernon, Ala.)  
 HOLLOWAY, Harry 93, 94, 95, 96  
 (Hamilton, Ala.; Hamilton)  
 HOLT, Chris 79, 80  
 (Erwin, Tenn.; Erwin)  
 HOLT, Chuck 88, 89  
 (Birmingham, Ala.; Shades Valley)  
 HOLT, Tim 82  
 (Tusculmbia, Ala.; Deshler)  
 HOOPER, Lee 03  
 (Savannah, Tenn.; Hardin Co.)  
 HOPE, AI 07  
 (Millrym, Ala.; Washington, County)  
 HORN, Tommy 80, 81  
 (Birmingham, Ala.; Erwin)  
 HORTON, Joey 00  
 (Florence, Ala.; Wilson)  
 HORTON, Matt 00, 01, 02, 03  
 (Florence, Ala.; Bradshaw)  
 HORTON, Mike 06, 07, 08, 09  
 (Florence, Ala.; Bradshaw)  
 HORTON, Pete 72  
 HOSKINS, Darrius 00, 01, 02, 03  
 (Birmingham, Ala.; Erwin)  
 HOSKINS, Harold 88  
 (NoCatee, Fla.; DeSoto)  
 HOUTS, Greg 76  
 HOVATER, Willie 11, 12  
 (Muscle Shoals, Ala.; Muscle Shoals)  
 HOWELL, Ja'Won 19, 20, 21  
 (Lanett, Ala.; Lanett)  
 HUBBARD, Reggie 04, 05, 06, 07  
 (Russellville, Ala.; Russellville)

HUBBERT, Charles 59  
 (Birmingham, Ala.; Ensley)  
 HUGGINS, Martin 02, 03, 04  
 (Atlanta, Ga.; Woodward Academy)  
 HUNT, Tim 03, 04, 05, 07  
 (Mobile, Ala.; Alma-Bryant)  
 HUTCHINS, Jonathan 97  
 (Stevenson, Ala., North Jackson)  
 HUDSON, Gerald 58, 59, 60  
 (Tusculmbia, Ala.; Deshler)  
 HUDSON, Robbie 72, 73, 74, 75  
 (Lincoln, Ala.; Lincoln)  
 HUGGINS, Chris 01,02  
 (Birmingham, Ala.; Hoover)  
 HUGGINS, Martin 02, 03, 04  
 (Atlanta, Ga.; Woodward Academy)  
 HUGHES, Jay 16, 17  
 (Daphne, Ala./Daphne)  
 HUNT, Charles 94, 95, 88, 89  
 (Florence, Ala.; Central)  
 HUMPHREY, Keith 92, 93, 94, 95  
 (Huntsville, Ala.; Lee)  
 HUMPHREY, Terence 87  
 (Huntsville, Ala.; Johnson)  
 HUMPHREY, Terence 16, 17, 18, 19  
 (Huntsville, Ala./Columbia)  
 HUNT, Dexter 83, 84, 85  
 (Jackson, Ala.; Jackson)  
 HUNT, Neil 58, 59, 60  
 (Arab, Ala.; Arab)  
 HUNT, Tim 03, 04, 05, 07  
 (Mobile, Ala.; Alma-Bryant)  
 HUNTER, Marcus 91, 92, 93, 94  
 (Moundville, Ala.; Hale County)  
 HURLEY, Jakobie 22  
 (Florence, Ala.; Florence)  
 HURST, Bobby 60, 61, 62  
 (Sheffield, Ala.; Sheffield)  
 HURST, Matt 06, 07, 08, 09  
 (Killen, Ala.; Brooks)  
 HUSBAND, Antwain 95  
 (Laurel, Miss.; Watkins)  
 HUTCHINS, Jonathan 98, 99  
 (Stevenson, Ala., North Jackson)  
 HUTCHINS, Skyla 90  
 (Alexander City, Ala.; Benjamin Russell)  
 HYCHE, Tarrie 62  
 (Double Springs, Ala.)  
 HYDE, Orlon J. 49, 50, 51  
 (Nauvoo, Ala.)  
 HYTOWER, Amos 91  
 (Durrant, Miss.)  
 IERULLI, Stephen 10  
 (Bradenton, Fla.; Cardinal Mooney)  
 INGRAM, Ashley 93, 94, 95, 96  
 (Iron City, Ga.; Miller County)  
 INGRAM, Freddie 96, 97  
 (Leighton, Ala.; Colbert County)  
 INGRAM, Jake 22  
 (Pelham, Ala.; Pelham)  
 INGRAM, Robert 89, 90  
 (Iron City, Ga.; Miller County)  
 IRONS, Ken 77, 78, 79, 80  
 (Florence, Ala.; Coffee)  
 ISBELL, Jimmy 69, 70  
 (Leighton, Ala.; Colbert County)  
 IVEY, Antwan 10, 11  
 (Newberry, Fla.; Newberry)  
 IVY, Glenn 83, 85, 86  
 (Shannon, Miss.; Okolona)  
 JACKSON, AI 94, 95  
 (Prattville, Ala.; Prattville)



# ALL-TIME LETTERMEN

JACKSON, Avery 10  
(Muscle Shoals, Ala.; Muscle Shoals)  
JACKSON, Billy 68  
(Russellville, Ala.; Russellville)  
JACKSON, Bobby 59, 60, 61, 62  
(Sheffield, Ala.; Sheffield)  
JACKSON, C.J. 14, 15  
(Water Valley, Miss.; Water Valley)  
JACKSON, Darnell 10, 11  
(Houston, Texas; B.F. Terry)  
JACKSON, Darris 07, 08  
(Russellville, Ala.; Russelville)  
JACKSON, Jamar 11  
(Richmond, Va.; Varina)  
JACKSON, Ja'Mal 16, 17, 18  
(Hartselle, Ala.; Hartselle)  
JACKSON, Jaylan 15, 16  
(Hartselle, Ala.; Hartselle)  
JACKSON, Jerry 61  
JACKSON, Kevin 92  
(Courtland, Ala.; Courtland)  
JACKSON, Khyle 12, 13, 14, 16  
(Madison, Ala.; Madison Academy)  
JACKSON, Marcus 04, 05  
(Folkston, Ga.; Charlton County)  
JACKSON, Marvin 80  
(Starkville, Miss.; New Hope)  
JACKSON, Michael 88, 89, 90, 91  
(Russellville, Ala.; Russellville)  
JACKSON, Ryan 07  
9St. Augustine, Fla.; Trinity)  
JACKSON, Steve 87, 89  
(Dothan, Ala.; Northview)  
JACKSON, Vincent 05, 06, 07  
(Demopolis, Ala.; Demopolis)  
JACOBS, John 85, 88  
(Loretto, Tenn.; Loretto)  
JACOBS, Rocky 74  
(Northport, Ala.; Tuscaloosa County)  
JAMAR, Cameron 22  
(New Market, Ala.; Buckhorn)  
JAMES, Brion 12, 13  
(Hahnville, La.; Hahnville)  
JAMES, Carlow 02  
(Demopolis, Ala.; Demopolis)  
JAMES, Mark 81, 82  
(Grandview, Mo.; Grandview)  
JAMES, Terry 97, 98  
(Arley, Ala.; Meek)  
JAGGERS, Richard 70  
(Sulligent, Ala.; Sulligent)  
JAMAR, Jarvis 88, 90  
(Madison, Ala.; Bob Jones)  
JAMES, Terry 97, 98, 99  
(Arley, Ala.; Meek)  
JARMON, Perry 85, 86, 87, 88  
(Decatur, Ala.; Austin)  
JEAN-JACQUES, Jonhann 13, 14  
(Auburndale, Fla.; Auburndale)  
JEFFERSON, Jarrod 10, 11  
(Atmore, Ala.; Escambia County)  
JEFFREYS, Larry 71, 72, 73, 74  
(Florence, Ala.; Central)  
JEFFREYS, Tyler 17  
(Leighton, Ala.; Colbert County)  
JEFFRIES, Jerome 73  
(Tuscaloosa, Ala.; Tuscaloosa)  
JENKINS, Janoris 11  
(Pahokee, Fla.; Pahokee)  
JENKINS, Victor 14, 15  
(Lumberton, Miss.; Lumberton)  
JENNINGS, Bennie 87, 88, 89, 90  
(Fayetteville, Tenn.; Lincoln County)  
JIMMERSON, Derrick 89

(Sweetwater, Tenn.; Sweetwater)  
JIMMERSON, Stacey 89  
(Louisville, Miss.; Louisville)  
JOHNSON, Barry 72, 73, 74, 75  
(Hamilton, Ala.; Hamilton)  
JOHNSON, Billy Joe 66, 67, 68, 69  
(Tuscumbia, Ala.; Deshler)  
JOHNSON, Brantley 15, 16  
(Huntsville, Ala.; Huntsville)  
JOHNSON, Charles 85, 86  
(Hartford, Md.; Joppattown)  
JOHNSON, Chris 08  
(Charlottesville, Va.; Charlottesville)  
JOHNSON, Chris 17, 18  
(Birmingham, Ala.; Oak Mountain)  
JOHNSON, Clarence 80, 82, 83, 85  
(Huntsville, Ala.; Johnson)  
JOHNSON, Dennis 67  
(Ringold, Ga.)  
JOHNSON, Don 65  
JOHNSON, Donelli 11, 12  
(Starkville, Miss.; Starkville)  
JOHNSON, D'Neiko 09  
(Decatur, Ala.; Austin)  
JOHNSON, J.J. 09  
(Seat Pleasant, Md.; St. John's College)  
JOHNSON, Johnny 81  
(Athens, Ala.; Clements)  
JOHNSON, Jonathan 02  
(Birmingham, Ala.; Clay-Chalkville)  
JOHNSON, Kyle 01  
(Daphne, Ala.; Daphne)  
JOHNSON, Larry 61  
JOHNSON, Marvin 73  
(Gardendale, Ala.)  
JOHNSON, Michael 06, 07, 08, 09  
(Panama City, Fla.; Bay High School)  
JOHNSON, Nick 14, 15  
(Olive Branch, Miss.; Olive Branch)  
JOHNSON, Phillip 82  
(Columbus, Miss.; Lee)  
JOHNSON, Roy 98  
(Coldwater, Ala.; Coldwater)  
JOHNSON, Sherman 89, 90, 91  
(Pensacola, Fla.; Woodham)  
JOHNSON, Tony 91, 92, 93  
(Dawson, Ala.; Geraldine)  
JOHNSTON, Travis 00, 01, 02, 03  
(Auburn, Ala.; Lee-Scott Academy)  
JOHNNY, Jones 07  
(Hartselle, Ala.; Hartselle)  
JONES, Anthony 79  
(Birmingham, Ala.; Ensley)  
JONES, Barry 63, 64  
(Lyons, Ga.)  
JONES, Belton 50  
(Florence, Ala.)  
JONES, Brooks C. 49, 50  
(Vernon, Ala.)  
JONES, Bruce 82, 83, 84, 85  
(Courtland, Ala.; Courtland)  
JONES, Chris 95, 96, 97  
(Huntsville, Ala.; Grissom)  
JONES, Christian 22  
(Roanoke, Ala.; Handley)  
JONES, Darius 14, 15  
(Wiggins, Miss.; Stone County)  
JONES, Evan 21  
(Decatur, Ga.; Salem)  
JONES, Floyd 12, 13, 14, 15  
(Town Creek, Ala.; R.A. Hubbard)  
JONES, Herbie 80, 81  
(Sheffield, Ala.; Sheffield)  
JONES, Jalan 13, 14

(Muscle Shoals, Ala.; Muscle Shoals)  
JONES, Johnell 00, 01  
(Greenville, Miss.; O'Bannon)  
JONES, Joseph 63  
JONES, Julius 15, 16  
(Athens, Ala.; Athens)  
JONES, Keith 13, 14  
(Birmingham, Ala.; Hueytown)  
JONES, Kenyatta 93, 94  
(Leighton, Ala.; Colbert County)  
JONES, Korey 13, 14  
(Loganville, Ga.; Grayson)  
JONES, Mike 96  
(Opa Locka, Fla.)  
JONES, Nick 96, 97, 98  
(Decatur, Ala.; West Morgan)  
JONES, Rodney 85, 87  
(Chickamauga, Ga.; Chattanooga Valley)  
JONES, T.D. 99, 00, 02  
(Decatur, Ala.; Austin)  
JONES, Tony 84  
(Hampton, Va.; Hampton)  
JONES, Warren 87  
(Jackson, Miss.; Murrah)  
JONES, Willie 92, 93, 94, 95  
(Columbia, Tenn.; Central)  
JORDAN, Davis 81, 82  
(Bessemer, Ala.; McAdory)  
JORDAN, Jonathan 21  
(Leland, Miss.; St. Joseph)  
JORDAN, Tracy (Bo) 87, 88  
(Birmingham, Ala.; Huffman)  
JORDAN, Tracey 88  
(Muscle Shoals, Ala.; Muscle Shoals)  
JORDAN, Walter 67  
(Smyrna, Tenn.)  
JOY, Tony 89  
(Bolivar, Tenn.; Bolivar)  
  
KAKUSKA, Robert 06, 07  
(Roswell, N.M.; Roswell)  
KEEF, Phillip 92  
(Plainview, Ala.; Plainview)  
KEITH, Garrett 99, 00, 01, 02  
(Tuscaloosa, Ala.; American Christian Academy)  
KELLY, Antonio 06  
(Brundidge, Ala.; Pike County)  
KENE BREW, Takairree 21, 22  
(Childersburg, Ala.; Childersburg)  
KENNEDY, Charles 73, 74  
(Decatur, Ala.; Decatur)  
KENNEMER, Brain 89, 90  
(Rogersville, Ala.; Lauderdale County)  
KEYES, Marcus 94, 95  
(Taylorsville, Miss.; Taylorsville)  
KEYS, Zack 99  
(Memphis, Tenn.; Kirby)  
KILLEN, Nathan 89, 90, 91  
(Greenhill, Ala.; Rogers)  
KIMBLE, Danny 70, 71, 72, 73  
(Gadsden, Ala.; Emma Sansom)  
KIMBLE, Tahj 14  
(Fernandina Beach, Fla.; Fernandina Bch)  
KING, Gundrick 99, 00, 01  
(Tuscaloosa, Ala.; Tuscaloosa County)  
KING, Jack 50  
(Kingston Springs, Tenn.)  
KING, Kamarrine 14, 15, 16  
(Athens, Ala.; Athens)  
KING, Scotty 72, 73  
(Pampa, Tex.; Pampa)  
KIRK, David 63, 64, 65, 66  
(Columbus, Ga.)  
KIRKPATRICK, Wade 78, 79  
(Homewood, Ala.; Homewood)

KNIGHT, Elmer 61, 62, 63  
(Meridian, Miss.)  
KNIGHT, Mike 72, 73  
(Sulligent, Ala.; Sulligent)  
KNIGHTEN, Terrance 16  
(Los Angeles, Calif./Birmingham)  
KNOBLOCK, Colby 17, 19  
(Red Bay, Ala.; Red Bay)  
KNOWLES, James 82, 83, 84, 85  
(Montevallo, Ala.; Shelby Academy)  
KNOX, Jeremy 99, 00  
(Lynnville, Tenn.; Richland)  
KOEHN, Barry 72, 73, 74, 75  
(Huntsville, Ala.; Butler)  
KOHLEHEIM, Quavay 17  
(Shannon, Miss.; Shannon)  
KOLB, Eric 87, 88, 89, 90  
(Birmingham, Ala.; Berry)  
LACEY, Demarcus 22  
(Birmingham, Ala.; Pleasant Grove)  
LAKE, Grant 12, 13, 14, 15  
(Arab, Ala.; Arab)  
LAMAR, A.J. 93, 94, 95, 96  
(Cullman, Ala.; Cullman)  
LAMBERT, Willie 94  
(Mobile, Ala.; Vigor)  
LANE, Cha 10  
(Fullerton, Calif.; Creekside, Ga.)  
LANE, Chuck 78, 79  
(Decatur, Ala.; Decatur)  
LANE, J.D. 87, 88  
(Clay Center, Kan.; Clay Center)  
LANE, Robert 15, 16  
(Atlanta, Ga.; Riverwood)  
LANIER, Joshua 16  
(Tuscaloosa, Ala./Tuscaloosa Academy)  
LANIER, Malcolm 91  
(Jones, Ala.; Billingsley)  
LATIMORE, James 76  
(Columbus, Ga.; Columbus)  
LATTIMORE, John 13  
(Lexington, N.C.; Lexington Senior)  
LAW, Greg 83  
(Jacksonville, Ala.; Jacksonville)  
LAWLER, Glenn 56, 57  
(Russellville, Ala.; Russellville)  
LAWRENCE, Freddy 94  
(Guin, Ala.; Marion County)  
LAWRENCE, Kenneth 54, 55, 56  
(Hackleburg, Ala.; Hackleburg)  
LAWSON, Daniel 99, 00  
(Brentwood, Tenn.; Brentwood)  
LAWSON, George 61  
LEATHERS, James 03  
(Winfield, Ala.; Winfield)  
LEATHERS, Taylor 04  
Winfield, Ala.; Winfield)  
LEDBETTER, Chris 88, 89  
(Marion, Ala.; McDowell)  
LEE, Lamar 16, 17  
(Florence, Ala./Florence)  
LEE, Shawn 86, 87  
(Brooklyn, N.Y.; Erasmus Hall)  
LEETH-STEVENSON, Antwan 99  
(Hanceville, Ala.; Hanceville)  
LENTZ, Gene 50  
(Decatur, Ala.)  
LETATAU, Jay 17, 18  
(Salt Lake City, Utah; Cottonwood)  
LEVERETT, Demorio 09  
(Auburndale, Fla.; Auburndale)  
LEWEY, Ronnie 78, 79, 80  
(Florence, Ala.; Coffee)  
LEWIS, Jack 76, 77, 78, 79

# ALL-TIME LETTERMEN

(Huntsville, Ala.; Huntsville)  
 LEWIS, Marcus 02, 03, 04, 06  
 (Pensacola, Fla.; Pine Forrest)  
 LEWIS, Sheldon 14, 15, 16  
 (Hanceville, Ala.; Hanceville)  
 LINDSEY, Chip 92  
 (Madison, Ala.; Bob Jones)  
 LINDSEY, George 50, 51  
 (Jasper, Ala.; Walker County)  
 LINDSEY, Ricky 66, 67, 68  
 (Sheffield, Ala.; Sheffield)  
 LITTLE, Andre 18, 19, 20, 22  
 (Anchorage, Alaska; West End)  
 LOFTIN, Kenny 90, 91, 95, 96  
 (Montgomery, Ala.; Lee)  
 LOGAN, Kevin 78  
 (Delray Beach, Fla.; Atlantic)  
 LOGAN, Phil 67, 68, 69  
 (Haleyville, Ala.; Haleyville)  
 LOGAN, Steve 60, 61, 62, 63  
 (Haleyville, Ala.; Haleyville)  
 LONG, Brian 89, 90, 91, 92  
 (Haleyville, Ala.; Haleyville)  
 LONG, Chip 02, 03, 04, 05  
 (Birmingham, Ala.; Mountain Brook)  
 LONG, Steve 60, 61, 62, 63  
 LONG, Johnny 69, 70  
 LOPEZ, Christian 18, 19  
 (Henderson, Nev.; Green Valley)  
 LOVELACE, Wil 14, 15, 16, 17  
 (Florence, Ala.; Florence)  
 LOWE, Herbert 79, 80, 81  
 (Spanish Fort, Ala.; Fairhope)  
 LOWRY, Phil 07, 10  
 (Hatton, Ala.; Hatton)  
 LUKE, Justin 22  
 (Warner Robins, Ga.; Northside)  
 LUKER, Michael 91  
 (Moulton, Ala.; Lawrence County)  
 LUMPKIN, Billy 57  
 LUNDBERG, David 10, 11, 12, 13  
 (Winfield, Ala.; Winfield)  
 LUNDY, Clayton 73, 74, 75, 76  
 (Rome, Ga.; West Rome)  
 LYONS, Sherwin 00,01,02,03  
 (Fort Valley, Ga.; Peach County)

MACK, Earl 94  
 (Daleville, Ala.; Daleville)  
 MACKLIEN, Dajon 12  
 (Auburn, Ala.; Auburn)  
 MADISON, Ryan 22  
 (Fultondale, Ala.; Pleasant Grove)  
 MAERTENS, Pat 86  
 (Radcliff, Ky.; North Hardin)  
 MALLORY, A.J. 01  
 (Irvington, Ga.; Wilkinson County)  
 MALONE, Mo 94  
 (Muscle Shoals, Ala.; Muscle Shoals)  
 MANLEY, Cale 92, 93, 94, 95  
 (Russellville, Ala.; Russellville)  
 MANN, Cody 16, 17, 18, 19  
 (Winfield, Ala./Winfield)  
 MANN, Jason 01,02,03  
 (Eclectic, Ala.; Elmore County)  
 MANSON, Greg 97, 98  
 (Centerville, Ga.; Northside)  
 MARGAREJO, Giancarlo 20, 21  
 (Clearwater, Fla.; Clearwater)  
 MARKHAM, Matt 17, 18  
 (Columbia, Tenn.; Columbia Central)  
 MARKS, Mike 82, 83, 84  
 (Florence, Ala.; Coffee)  
 MARSH, Marvin 86, 87  
 (Gadsden, Ala.; Litchfield)

MARSH, Mike 86,87  
 (Manhattan, Kan.; Manhattan)  
 MARSHALL, Larry 66, 67, 68  
 (Florence, Ala.)  
 MARTIAL, Philbert 13, 14, 15, 16  
 (Mobile, Ala.; McGill-Toolen)  
 MARTIN, Andrew 16  
 (Decatur, Ala./Decatur)  
 MARTIN, Bob 74  
 (Birmingham, Ala.; Banks)  
 MARTIN, Brodrick 18, 19, 20  
 (Tuscaloosa, Ala.; Northside)  
 MARTIN, David 65, 57, 58, 59  
 (Athens, Ala.; Athens)  
 MARTIN, David 87, 88  
 (Wetumpka, Ala.; Holtville)  
 MARTIN, Randall 99  
 (Killen, Ala.; Rogers)  
 MASON, Clifford 81, 82, 83, 84  
 (Courtland, Ala.; Courtland)  
 MASON, Ryan 13, 14  
 (Peasant Grove, Ala.; Pleasant Grove)  
 MASK, Brett 03, 04, 05  
 (Huntsville, Ala.; Buckhorn)  
 MASSEY, Caleb 11, 12, 13  
 (Sulligent, Ala.; Sulligent)  
 MATAAFA, Richie 11, 12  
 (Temecula, Calif.; Chaparral)  
 MATHIS, Dale 71, 72, 73  
 (Decatur, Ala.; Decatur)  
 MATHIS, Roger 68, 69, 70  
 (Decatur, Ala.; Decatur)  
 MAXWELL, Joe 20  
 (Florence, Ala.; Florence)  
 MAYHALL, Lee 12, 13, 14, 15  
 (Jackson, Tenn.; University School of Jackson)  
 McARROY, Jhermaine 06  
 (Pensacola, Fla.; Pensacola)  
 McBRAYER, Max 49  
 (Marietta, Ga.)  
 McCABE, Neal 53  
 McCALLISTER, Devin 17, 18  
 (Belleville, Mich.; Lincoln)  
 McCANTS, David 07, 08  
 (Tuscaloosa, Ala.; Tuscaloosa County)  
 McCANTS, Lonzie 79, 80, 81, 82  
 (Monroeville, Ala.; Monroeville)  
 McCARDLE, Greg 03  
 (Mesquite, Tex.)  
 McCAULLEY, Brandon 03  
 (Huntsville, Ala.; Johnson)  
 McClAIN, Charles 07, 08, 09, 10  
 (Oxford, Ala.; Oxford)  
 McCLENDON, Greg 09  
 (Columbus, Ga.; Carver)  
 McCLENTON, Mike 91  
 (Tallahassee, Fla.; Leon)  
 McCLUSKEY, Jake 22  
 (Florence, Ala.; Mars Hill Bible)  
 McCLUSKEY, Mack 21, 22  
 (Florence, Ala.; Mars Hill Bible)  
 McCOLLUM, Darrell 93, 94, 95  
 (Fayette, Ala.; Fayette County)  
 McCOMBS, Mike 74, 75, 76  
 (Hueytown, Ala.; Hueytown)  
 McCONICO, Greg 02  
 (Greenville, Ala.; Greenville)  
 McCONNELL, Caleb 15  
 (Anderson, Ala.; West Limestone)  
 McCORD, Jerrod 91, 92, 93, 94  
 (Millbrook, Ala.; Marbury)  
 McCORMACK, William 69, 70, 71  
 (Leighton, Ala.; Colbert County)

McCOY, Cory 91  
 (Orlando, Fla.; Evans)  
 McCRRARY, Dan 71, 72  
 McCULLAR, Seth 98, 99  
 (Jasper, Ala.; Walker County)  
 McCULLEY, Carl 67, 68, 69, 70  
 (Huntsville, Ala.; Butler)  
 McCURLEY, Chuck 80, 81, 82, 83  
 (Pensacola, Fla.; Escambia)  
 McDANIEL, John 02, 03  
 (Florence, Ala.; Wilson)  
 McDONALD, Gerald 11  
 (Tallahassee, Fla.)  
 McDUFF, Phil 22  
 (Tuscaloosa, Ala.; Tuscaloosa Academy)  
 McGEE, Bill 61  
 (Athens, Ala.; Athens)  
 McGEE, Johnny 66, 67, 68, 69  
 (Lawrenceburg, Tenn.; Lawrence County)  
 McGEE, Ollie 78, 79, 80, 81  
 (Athens, Ala.; Athens)  
 McGHEE, Mike 15  
 (Oxford, Miss.; Oxford)  
 McGOWEN, Matthew 01  
 (Tuscaloosa, Ala.; Tuscaloosa County)  
 McGREGORY, Shannon 88, 89  
 (Florence, Ala.)  
 McINNISH, Logan 21, 22  
 (Muscle Shoals, Ala.; Muscle Shoals)  
 McKAUFMAN, Patrick 20  
 (Oklahoma City, Okla.; Douglass)  
 McKINLEY, Danny 80, 81, 84, 85  
 (Tuscaloosa, Ala.; Holt)  
 McKINNEY, Ronnie 70  
 (Booneville, Miss.)  
 McKINNON, Ronald 92, 93, 94, 95  
 (Elba, Ala.; Elba)  
 McLEMORE, Ramon 22  
 (Brighton, Ala.; Athens)  
 McLENDON, Mike 08  
 (Quitman, Miss.; Quitman)  
 McLEOD, Roman 90, 91  
 (Ozark, Ala.; Carrol)  
 McMINN, Tony 71, 72, 73  
 (Muscle Shoals, Ala.; Muscle Shoals)  
 McMULLAN, Ethan 19  
 (Decatur, Miss.; Newton County)  
 McMULLEN, Anthony 91  
 (Tuscaloosa, Ala.; Central)  
 McMURRAIN, Nelson 78, 79, 80, 81  
 (Delray Beach, Fla.; Atlantic)  
 McNAIR, Brian 05, 06  
 (Florence, Miss.; Florence)  
 McNEALY, Genario 08  
 (Perry, Fla.; Taylor County)  
 McQUARLEY, Marcus 11  
 (Meridian, Miss.; Meridian)  
 McSWAIN, Mico 09  
 (Richton, Miss.; Richton)  
 MEDIANO, Ryan 15, 16  
 (Santa Maria, Cali.; St. Joseph)  
 MEEKS, Ronald 55, 56, 57  
 (Sheffield, Ala.; Sheffield)  
 MENDENHALL, Deondis 16  
 (Selma, Ala./Selma)  
 MERRITT, Anthony 03,04,05, 06  
 (Columbus, Ga.; Shaw)  
 MERRITT, Marc 73, 74, 75, 76  
 (Birmingham, Ala.; Shades Valley)  
 MERROW, Thor 09, 10  
 (Buford, Ga.; Buford)  
 MESSING, Jason 04, 05, 06, 07  
 (Knoxville, Tenn.; Farragut)  
 METCALF, Dallas 82, 84, 85  
 (Odessa, Tex.; Odessa)

METCALF, Mike 98, 99, 00, 01  
 (Hamilton, Ala.; Asbach)  
 MICHAEL, Randy 77, 78  
 (Lyons, Ga.)  
 MIDDLEBROOKS, Tony 95, 96  
 (Tupelo, Miss.; Tupelo)  
 MILLENDER, Jeb 15, 16  
 (Amory, Miss.; Pontotoc)  
 MILLER, Barron 15, 16  
 (Crustal Springs, Miss.; Copiah Academy)  
 MILLER, Bobby 58  
 MILLER, Greg 73  
 (Mobile, Ala.; Murphy)  
 MILLER, Myron 88, 89, 90, 91  
 (Starkville, Miss.; Starkville)  
 MILLER, Waid 16m 17  
 (Hartselle, Ala./Hartselle)  
 MILLIAM, Mo 11  
 (Atlanta, Ga.; Creekside)  
 MILWEE, A.J. 05, 06, 07, 08  
 (Boaz, Ala.; Boaz)  
 MINOR, Will 16, 17  
 (Tuscumbia, Ala./Deshler)  
 MISTER, Lonnie 86, 87  
 (Morehead City, N.C.; West Carteret)  
 MITCHELL, Bryant 90  
 (Leighton, Ala.; Colbert County)  
 MITCHELL, Isaac 98  
 (Columbia, S.C.; Columbia)  
 MITCHELL, Michael 96  
 (Gilas, Ala.; Southern Choctaw)  
 MITCHELL, Mike 98, 99  
 (Navarre, Fla.; Gulf Breeze)  
 MITCHELL, Neal 07  
 (Clarksdale, Miss.; Clarksdale)  
 MITCHELL, Spry 72  
 MOATES, Avery 19, 20  
 (Florence, Ala.; Wilson)  
 MONTGOMERY, Monte 95  
 (Belmont, Miss.; Belmont)  
 (Florence, Ala.; Coffee)  
 MIZELL, Jerry 72, 73, 74, 75  
 (Decatur, Ala.; Decatur)  
 MOCK, Durell 49, 50, 51, 52  
 (Talladega, Ala.; Talladega)  
 MONCRIEF, Michael 96, 97  
 (Raleigh, Miss.; Raleigh)  
 MONTGOMERY, Josh 10, 11  
 (Russellville, Ala.; Russellville)  
 MOONEYHAM, David 02,03  
 (Amory, Miss.; Amory)  
 MOORE, Asmar 14  
 (Lanett, Ala.; Lanett)  
 MOORE, Buddy 51, 52, 53, 54  
 (Sheffield, Ala.; Sheffield)  
 MOORE, Cepeda 95  
 (Philadelphia, Miss.; Neshoba Central)  
 MOORE, Charles 50  
 (Florence, Ala.; Coffee)  
 MOORE, Hamp 78, 79, 80, 81  
 (Albertville, Ala.; Albertville)  
 MOORE, James 97, 98, 99, 00  
 (Vernon, Ala.; Lamar County)  
 MOORE, John 86  
 (Clements, Ala.; Clements)  
 MOORE, Keldan 21, 22  
 (Gallatin, Tenn.; Station Camp)  
 MOORE, Robert 80, 81, 82, 83  
 (Hartselle, Ala.; Hartselle)  
 MOORE, Sam 80  
 (Florence, Ala.; Central)  
 MOORE, Thomas 94, 95, 96, 97

# ALL-TIME LETTERMEN

(Cullman, Ala.; West Point)  
 MOORE, Tyrone 99  
 (Cedar Bluff, Ala.; Cedar Bluff)  
 MORAIS, Bryce 21  
 (Grayson, Ga.; Grayson)  
 MORGAN, DeAndre 11  
 (Riviera Beach, Fla.; Suncoast)  
 MORGAN, Hezzie 70, 71, 72  
 (Jasper, Ala.; Walker County)  
 MORGAN, Jason 06, 07  
 (Jonesboro, Ark.; Nettleton)  
 MORRIS, Andy 73, 74, 75  
 (Huntsville, Ala.; Butler)  
 MORRIS, Jay 98, 01  
 (Huntsville, Ala.; Grissom)  
 MORRIS, Lee 92, 93, 94  
 (Florence, Ala.; Bradshaw)  
 MORRIS, Riko 18  
 (Ellisville, Miss.; Crystal Springs)  
 MORRISON, Andy 02  
 (Trussville, Ala.; Hewitt-Trussville)  
 MORRISON, Rhett 16  
 (Muscle Shoals, Ala.; Muscle Shoals)  
 MORROW, Joe 60, 61  
 (Cordova, Ala.; Cordova)  
 MORROW, Tony 85, 86, 87  
 (Decatur, Ala.; Austin)  
 MORSE, Jeff 76  
 (Trafford, Ala.; Locust Fork)  
 MORTON, Bill 70, 71, 72  
 (Tuscumbia, Ala.; Deshler)  
 MOSELEY, Joe 57, 58, 59  
 (Sulligent, Ala.; Sulligent)  
 MURRAY, Mike 73, 74  
 (Gainesville, Ga.; Gainesville)  
 MURRELL, Royal 85  
 (Lexington, N.C.; Lexington)  
 MUSICK, John 74, 75  
 (Midland City, Ala.; Dale County)  
 MYERS, Shaun 22  
 (Dayton, Ohio; Northmont)

NAIL, Luke 20  
 (Hartselle, Ala.; Danville)  
 NALLS, DeVaris 17, 18, 20  
 (Fayette, Ala.; Fayette County)  
 NAUMAN, Kevin 82, 83, 84, 85  
 (Enterprise, Ala.; Enterprise)  
 NAVE, Mike 71, 72  
 (Athens, Ala.; Clements)  
 NEAL, Danny 76  
 (Birmingham, Ala.; Banks)  
 NEAL, Riley 85, 86, 87, 88  
 (Enterprise, Ala.; Enterprise)  
 NELOMS, Parvin 98  
 (Leighton, Ala.; Colbert County)  
 NELSON, Rashad 17, 18, 19  
 (Madison, Ala.; Bob Jones)  
 NELSON, Troy 88, 89, 90, 91  
 (Starkville, Miss.; Starkville)  
 NEWSOME, Gary 82  
 (Jackson, Tenn.)  
 NEWTON, Josh 02  
 (Fulton, Miss.; Itawamba)  
 NICHOLS, Nick 17  
 (Morton, Miss.; Morton)  
 NICHOLLS, Kenny 86  
 (Baltimore, Md.; Calvert Hall)  
 NIXON, H.T. 78  
 (Tarpon Springs, Fla.; Tarpon Springs)  
 NOAH, Jared 02, 03  
 (Hokes Bluff, Ala.; Hokes Bluff)  
 NORD, Mike 90  
 (Louisville, Ky.; St. Xavier)

NORTHAN, Benny 67, 68  
 (Vernon, Ala.)  
 NORRIS, Dorsey 16, 17  
 (Honolulu, Hawaii/Radford)  
 NORRIS, Tim 68, 69  
 (Russellville, Ala.; Russellville)  
 NORWOOD, Alex 17  
 (Beldon, Miss.; Tupelo)

OGLESBY, Davian 06  
 (Toccoa, Ga.; Stevens County)  
 OGLESBY, Evan 01, 02, 03, 04  
 (Toccoa, Ga.; Stephens County)  
 OGLESBY, Marvin 90, 91  
 (Atlanta, Ga.; Towers)  
 O'JIBWAY, Nathen 11  
 (North Fort Myers, Fla.; North Fort Myers)  
 O'KELLEY, Robert 65, 66, 67, 68  
 (Rossville, Ga.; Rossville)  
 O'NEIL, Joe 90, 91, 92  
 (Blue Ridge, Ga.; Fannin County)  
 ORR, Dimitri 12, 13  
 (Eastaboga, Ala.; Oxford)  
 ORR, Kerry 08, 09  
 (Shannon, Miss.; Shannon)  
 ORR, Printiss 91  
 (Courtland, Ala.; Courtland)  
 OSSAI, Philip 22  
 (Conroe, Texas; Oak Ridge)  
 OTI, Kern 03, 05  
 (Huntsville, Ala.; Lee)  
 OWEN, Ben 96, 97, 98, 99  
 (Athens, Ala.; Athens)  
 OWENS, Alfred 91  
 (Alexander City, Ala.; Benjamin Russell)  
 OWENS, Wayne 69, 70  
 (Cherokee, Ala.; Cherokee)  
 OWENSBY, Brady 16, 17, 18, 19  
 (Gardendale, Ala./Gardendale)

PACKER, Eric 05, 06  
 (Pine Hill, Ala.; Wilcox Central)  
 PARKER, Austin 14  
 Sugar Hill, Ga.; North Gwinnett)  
 PARKER, Paul 95  
 (Huntsville, Ala.; Huntsville)  
 PARKER, Preston 09  
 (Delray Beach, Fla.; Atlantic)  
 PARKER, Richard 49  
 PARKER, William Don 49, 50, 51  
 (Hillsboro, Ala.)  
 PARKS, Marvin 70  
 (Muscle Shoals, Ala.; Muscle Shoals)  
 PARNELL, Brendan 05  
 (Petaluma, Calif.; Casa Grande)  
 PARNELL, Edgar 93, 94, 97  
 (Birmingham, Ala.; West End)  
 PARNELL, E.J. 15, 16  
 (Los Angeles, Calif.; Crenshaw)  
 PARRISH, Bennie 86  
 (Winfield, Ala.; Winfield)  
 PARRISH, Marshall 94  
 (Atlanta, Ga.; Central Gwinnett)  
 PARVIN, Paul 71, 72, 73, 74  
 (Huntsville, Ala.; Lee)  
 PATE, Alan 91  
 (Cordova, Ala.; Cordova)  
 PATRICK, O.J. 90, 91, 92, 93  
 (Colquitt, Ga.; Miller County)  
 PATTERSON, Aderrius 99, 00  
 (Rockingham, N.C.; Richmond Senior)  
 PATTERSON, Brad 84  
 (Dalton, Ga.; Dalton)  
 PATTERSON, Brian 82, 83, 84  
 (Dalton, Ga.; Dalton)

PATTERSON, Buck 90  
 (Itawamba, Miss.)  
 PATTERSON, Chuck 76, 77, 78, 79  
 (Opp, Ala.; Opp)  
 PATTERSON, Frankie 69, 70, 71, 72  
 (Florence, Ala.; Bradshaw)  
 PATTERSON, Hal 98, 99, 00  
 (Guntersville, Ala.; Guntersville)  
 PATTERSON, Jeff 78, 79, 80, 81  
 (Florence, Ala.; Central)  
 PATTERSON, Orlando 97, 98  
 (Jackson, Miss.; Callaway)  
 PATTON, Marquez 06  
 (Huntsville, Ala.; Butler)  
 PAUL, Larry 99, 00  
 (Moody, Ala.; Moody)  
 PAUL, Brandon 09  
 (Tallahassee, Fla.; Lincoln)  
 PAYNE, Tobias 14, 16, 17  
 (Decatur, Ala.; Austin)  
 PEARCE, Kevin 96, 97, 98  
 (Huntsville, Ala.; Huntsville)  
 PEARSON, Donald 74, 75, 76  
 (Birmingham, Ala.; West End)  
 PEARSON, Kevin 86  
 (Florence, Ala.; Coffee)  
 PEAVEY, Jack 17, 18, 19, 20  
 (Eastaboga, Ala.; Oxford)  
 PECK, Larry 76, 77, 78  
 (Tuscumbia, Ala.; Deshler)  
 PELMORE, Mark 87, 88  
 (Champaign, Ill.; Urbana)  
 PERKINS, George 64, 65, 66, 67  
 (Florence, Ala.; Central)  
 PETERS, Jacob 22  
 (Muscle Shoals, Ala.; Muscle Shoals)  
 PETERSON, Tyler 97, 98, 99, 00  
 (Louisville, Miss.; Louisville)  
 PHELON, Chris 87, 88, 89, 90  
 (Mobile, Ala.; Mary Montgomery)  
 PHILLIPS, Clarence 56, 57, 58  
 PHILLIPS, A.J. 22  
 (Mobile, Ala.; Chickasaw)  
 (Birmingham, Ala.)  
 PHILLIPS, Matt 98, 99, 00, 01  
 (Birmingham Ala.; Hewitt-Trussville)  
 PHILLIPS, Michael 05, 06, 07, 08  
 (Alexander City, Ala.; Central Coosa)  
 PHILLIPS, Rashad 10, 11  
 (Virginia Beach, Va.; Landstown)  
 PHILLIPS, Wendell 84, 85, 86, 87  
 (Leighton, Ala.; Colbert County)  
 PHILLIPS, Zack 93, 94, 95, 96  
 (Atlanta, Ga.; Lakeside)  
 PICKENS, Don 54, 55, 56  
 (Sheffield, Ala.; Sheffield)  
 PICKETT, Brandenn 07, 08, 09  
 (Prattville, Ala.; Prattville)  
 PICKETT, Cartez 11, 12  
 (Birmingham, Ala.; Wenonah)  
 PIERCE, Brad 94, 95, 96, 97  
 (Jemison, Ala.; Jemison)  
 PIKE, Bill 62, 63, 64, 65  
 PINDER, Henry 99  
 (Miami, Fla.; Centreville)  
 PITTMAN, Domini 06, 07, 08, 09  
 (Pensacola, Fla.; Pine Forest)  
 PITTS, Braxton 14, 15  
 (Hanceville, Ala.; Hanceville)  
 PLAISANCE, Lionel 79  
 (Tampa, Fla.; Plantation)  
 PLUNKETT, Matt 01  
 (Arab, Ala.; Arab)  
 POE, Gabe 13  
 (Pheba, Miss.; West Oktibbeha)

POINTER, Ben 78, 79, 80, 81  
 (Birmingham, Ala.; Huffman)  
 POINTER, Melvin 66  
 (Moulton, Ala.; Lawrence County)  
 POLITE, Donzell 17, 18  
 (Tampa, Fla.; Tampa Tech)  
 PONDER, Garrick 22  
 (Largo, Fla.; Pinellas Park)  
 PONTIUS, Taylor 12, 14  
 (Biloxi, Miss.; Biloxi)  
 POOL, Kelly 74  
 (Lanette, Ala.; Lanette)  
 POOLE, Bimol 49, 51, 53  
 (Florence, Ala.)  
 POPE, Brady 21, 22  
 (Statesville, N.C.; South Irdell)  
 POPE, Maleek 22  
 (Sylacauga, Ala.; Sylacauga)  
 PORTER, Richard 81, 82, 83  
 (Pensacola, Fla.; Pensacola Catholic)  
 PORTER, T.J. 09  
 (Pahokee, Fla.; Pahokee)  
 POSTLEY, Amir 19, 20  
 (Philadelphia, Pa.; West Philadelphia Catholic)  
 POTTS, Tracy 92  
 (Richland, Tenn; Richland)  
 POUNDERS, Terry 68, 69  
 (Russellville, Ala.; Russellville)  
 POWELL, Hoyt 54  
 POWELL, J.J. 99, 00  
 (Fyffe, Ala.; Fyffe)  
 POWELL, ShunDerrick 21, 22  
 (Hoxie, Ark.; Hoxie)  
 PRATER, Henry 58, 59, 60, 61  
 (Florence, Ala.; Coffee)  
 PRATER, Jim 54, 55, 56  
 (Florence, Ala.)  
 PRATER, Sam 80, 81  
 (Florence, Ala.; Coffee)  
 PRESSLEY, Paul 77, 78, 79, 80  
 (Birmingham, Ala.; West End)  
 PRICE, Tyler 19, 20, 21  
 (Montgomery, Ala.; Montgomery Catholic)  
 PRIDE, Bobby Joe 68, 69, 70, 71  
 (Decatur, Ala.; Decatur)  
 PRUETT, Scott 89, 90, 91, 92  
 (Jacksonville, Fla.)  
 PUCKETT, Brian 14, 15, 16, 17  
 (Rogersville, Ala.; Lauderdale County)  
 RUGH, Colby 09  
 (Haleyville, Ala.; Haleyville)  
 PURIFOY, Tristan 10, 11  
 (Hanceville, Ala.; Hoover)

QUALLS, Brian 01,02,03  
 (Savannah, Tenn.; Hardin County)  
 QUINN, Rayburn 63, 64  
 (Ardmore, Ala.; Ardmore)

RALPH, Roger 73, 74, 75  
 (Arab, Ala.; Arab)  
 RAMSEY, Cedrick 93, 94  
 (Parrish, Ala.; Parrish)  
 RAMSON, Jay 16  
 (Muscle Shoals, Ala./Muscle Shoals)  
 RANKIN, Thomas 83  
 (Mobile, Ala.; Murphy)  
 RAWLS, Kenny 20, 21, 22  
 (Franklin, Tenn.; Battle Ground Academy)  
 RAY, Blake 08, 09, 10, 12  
 (Wetumpka, Ala.; Wetumpka)  
 RAY, Dustin 04, 05  
 (Southaven, Miss.; Southaven)

# ALL-TIME LETTERMEN

RAY, Wayne 61  
 RAYAM, Josh 03  
 (Tallahassee, Fla.; Leon)  
 RAYBON, Israel 92, 93, 94, 95  
 (Huntsville, Ala.; Lee)  
 RAYFIELD, Don 54, 55  
 (Lawrenceburg, Tenn.; Lawrence County)  
 RAYFIELD, Rex 57, 58  
 (Lawrenceburg, Tenn.; Lawrence County)  
 RAYMOND, David 08  
 (Atlanta, Ga.; Dalton)  
 REA, Kyle 99, 00  
 (Russellville, Ala.; Russellville)  
 REDCROSS, Jeff 90, 91, 92, 93  
 (Madison, Ala.; Sparkman)  
 REDFEARN, Kenston 13  
 (Lexington, N.C.; Lexington Senior)  
 REDWINE, Jack 56, 57, 58  
 (Cherokee, Ala.; Cherokee Vocational)  
 REED, Freddie 14, 15, 16, 17  
 (West Point, Miss.; West Point)  
 REED, Gerald 03, 04, 06  
 (Daphne, Ala.)  
 REED, Nate 19, 20, 21  
 (Florence, Ala.; Florence)  
 REED, Orban 96  
 (Houston, Tex.; Aleif Hastings)  
 REED, Shawn 99, 00  
 (Maplesville, Ala.; Maplesville)  
 REEDUS, Jalen 12, 13, 14, 15  
 (Birmingham, Ala.; Clay-Chalkville)  
 REEDUS, Jarrod 16, 17, 18, 19  
 (Birmingham, Ala.; Clay-Chalkville)  
 REESE, Bryant 83  
 (Leeds, Ala.; Leeds)  
 REDFEARN, Kenston 12  
 (Lexington, N.C.; Lexington Senior)  
 REID, Andrew 04, 05, 06  
 (Birmingham, Ala.; Homewood)  
 RENN, Scott 00,01  
 (Ralph, Ala.; American Christian)  
 REYNOLDS, Tim 88  
 (Dothan, Ala.; Northview)  
 RICE, Reggie 04, 05  
 (Tuscaloosa, Ala.; Central)  
 RICE, Ronderick 16  
 (Tuscaloosa, Ala./Central-Tuscaloosa)  
 RICH, Richie 09  
 (Marietta, Ga.; Wheeler)  
 RICH, Steven 14  
 (Savannah, Tenn.; Hardin County)  
 RICHARD, Don 68, 69  
 (Cullman, Ala.; Cullman)  
 RICHARD, Ivan 72, 73, 74, 75  
 (Cullman, Ala.; Cullman)  
 RICHARDSON, Carlos 96  
 (Birmingham, Ala.; West End)  
 RICHARDSON, Eric 06, 07, 08  
 (Florence, Ala.; Florence)  
 RICHARDSON, Travis 52, 53, 54  
 RICHARDSON, Zac 99  
 (Florence, Ala.; Bradshaw)  
 RICKMAN, Carl 96, 97, 98, 99  
 (Sheffield, Ala.; Sheffield)  
 RICKMAN, Mark 61, 62  
 RICKS, Marquis 89, 90  
 (Florence, Ala.; Bradshaw)  
 RICKS, Michael 85, 86  
 (Leighton, Ala.; Colbert County)  
 RIDLEY, Neal 83, 84  
 (Piedmont, Ala.; Piedmont)  
 RIGGINS, E.J. 06, 07, 08, 09  
 (Birmingham, Ala.; Spain Park)  
 RILES, Jason 01  
 (Bessemer, Ala.; McAdory)

RILEY, Fred 80, 81  
 (Birmingham, Ala.; Minor)  
 RITCH, R.W. 53  
 (Hamilton, Ala.; Hamilton)  
 RIVERS, James 13, 14, 15, 16  
 (Irondale, Ala.; Shades Valley)  
 RIVERS, Jusmon 07, 08, 09, 10  
 (Harvest Ala.; Sparkman)  
 ROBBINS, Connor 20, 21  
 (St. Augustine, Fla.; Menendez)  
 ROBERTS, Jermaine 95, 96  
 (Rome, Ga.; Pepperell)  
 ROBERTS, Jim 64, 65  
 (Haleyville, Ala.; Haleyville)  
 ROBERTS, Josh 09, 10, 11, 12  
 (Wetumpka, Ala.; Wetumpka)  
 ROBERTSON, Gary 10  
 (Huntsville, Ala.; Huntsville)  
 ROBERTSON, James 13  
 (Cullman, Ala.; Cullman)  
 ROBINSON, H.S. 61, 62  
 (Vernon, Ala.)  
 ROBINSON, James 81  
 (Bessemer, Ala.; Jess Lanier)  
 ROBINSON, Jordan 19  
 (Gilbert, Ariz.; Mesquite)  
 ROBINSON, Kyle 98, 99, 00, 01  
 (Huntsville, Ala.; Lee)  
 ROBINSON, Lyndell 91  
 (Birmingham, Ala.; Shades Valley)  
 ROBINSON, Marcus 15, 18  
 (Memphis, Tenn.; Memphis East)  
 ROBINSON, Patrick 14  
 (Huntsville, Ala.; Sparkman)  
 ROBINSON, Scott 22  
 (Iuka, Miss.; Tishomingo County)  
 ROBINSON, Travis 10, 11  
 (Tuscaloosa, Ala.; Hillcrest)  
 ROCKETT, Carson 96  
 (Trussville, Ala.; Hewitt-Trussville)  
 ROGERS, E.J. 20, 21, 22  
 (Wetumpka, Ala.; Wetumpka)  
 ROGERS, Steve 82, 83, 84, 85  
 (Cumming, Ga.; Forsythe County)  
 ROLLINS, Mike 80, 81, 82, 83  
 (Lithonia, Ga.; Lithonia)  
 ROLLINS, Mitch 81  
 (Atlanta, Ga.; Northeast)  
 ROMINE, Alton 51, 52, 53  
 (Rogersville, Ala.; Lauderdale County)  
 ROMINE, Richard 66  
 (Florence, Ala.)  
 ROPER, Jerome 88  
 (Foley, Ala.; Foley)  
 ROSE, Burnis 74, 75, 76  
 (Leeds, Ala.; Leeds)  
 ROSE, Daron 10, 11  
 (Tampa, Fla.; Jefferson)  
 ROSS, Howard 75, 76, 78, 79  
 (Birmingham, Ala.; Woodlawn)  
 ROWE, Antoine 96  
 (Ft. Wayne, Ind.; Van Klert)  
 ROY, LaDrake 11, 12, 13  
 (Florence, Ala.; Florence)  
 RUCKER, Terry 02,03  
 (Birmingham, Ala.; Tarrant)  
 RUFFIN, Reginald 94, 95, 96, 97  
 (Butler, Ala.; Choctaw County)  
 RUSH, Tyrone 89, 91, 92, 93  
 (Philadelphia, Miss.; Neshoba Central)  
 RUSHING, Bobby 96  
 (Live Oak, Fla.; Suwannee)  
 RUSSELL, Albert 08, 09, 10  
 (Canyon County, Calif.; Dorsey)  
 RUSSELL, Bobby 65, 66, 67

(Florence, Ala.)  
 RUSSELL, Chris 04  
 (Birmingham, Ala.; Gardendale)  
 RUTLAND, Brioni 04  
 (Tuscumbia, Ala.; Deshler)  
 RUTLAND, Kenneth 63  
 (Leighton, Ala.)  
 RUTHERFORD, Dexter 82, 83  
 (Hatton, Ala.; Hatton)  
 RYAN, Charlie 19, 20, 22  
 (Montgomery, Ala.; Montgomery Catholic)  
 RYDER, Tom 88  
 (Vernon, Ala.; Lamar County)  
 RYLANT, Keith 73  
 (Decatur, Ala.; Austin)  
 SADLER, Bryce 16  
 (Dothan, Ala./Northview)  
 SAINT, Gage 22  
 (Hatton, Ala.; Hatton)  
 SALEHI, Daryoush 01  
 (Huntsville, Ala.; Grissom)  
 SALOMANSKY, Ashly 14, 15  
 (Huntsville, Ala.; Hazel Green)  
 SALTER, Isaac 87, 88  
 (Dothan, Ala.; Northview)  
 SANDERS, Camron 02, 03  
 (Jasper, Ala.; Walker County)  
 SANDERS, Dean 81, 82, 83, 84  
 (Huntsville, Ala.; Butler)  
 SANDERS, Paul 93, 94, 95  
 (Parrish, Ala.; Parrish)  
 SANDERSON, Gene 55, 56, 57  
 (Hamilton, Ala.; Hamilton)  
 SANDERSON, R.C. 60, 61, 62  
 (Hamilton, Ala.; Hamilton)  
 SANDERSON, Wayne 59, 60  
 (Hamilton, Ala.; Hamilton)  
 SANFORD, Herbert 49, 50, 51  
 (Manchester, Ala.)  
 SAPPINGTON, Justin 95, 96, 97, 98  
 (Guin, Ala.; Marion County)  
 SATTERFIELD, Brian 89, 90, 92, 93  
 (Epworth, Ga.; Fannin County)  
 SATTERFIELD, Clint 80, 81, 82  
 (Hartsville, Tenn.; Trousdale County)  
 SATTERFIELD, Peyton 15, 16  
 (Blue Ridge, Ga.; Fannin County)  
 SAVAGE, Jim 54  
 SAYLOR, Vinnie 03, 04, 05  
 (New Orleans, La; De La Salle)  
 SCHMITT, David 79, 80, 81, 82  
 (Huntsville, Ala.; Lee)  
 SCHNEIDER, Tom 08  
 (Walnut Creek, Calif.; Laf-Lomas)  
 SCHRADER, Tony 93, 94  
 (Fort Payne, Ala.; Fort Payne)  
 SCHULTZ, Jerry 64, 65, 66, 67  
 (Huntsville, Ala.; Lee)  
 SCHUSTER, Michael 11, 12, 13  
 (Decatur, Ala.; Decatur)  
 SCOGGINS, Greg 92  
 (Dothan, Ala.; Dothan)  
 SCOTT, Gynera 86  
 (Florence, Ala.; Central)  
 SCOTT, Hagan 14, 15, 16, 17  
 (Birmingham, Ala.; Hoover)  
 SCOTT, Kevin 97, 98, 99, 00  
 (Gardendale, Ala.; Shades Valley)  
 SCOTT, Scotty 80, 81  
 (Birmingham, Ala.; Minor)  
 SCOTT, Wesley 83, 84, 85  
 (Lucaleda, Miss.; George County)  
 SEARS, Chad 97, 98, 99, 00

(Russellville, Ala.; Russellville)  
 SEAMONS, Shane 97  
 (Decatur, Ala.; Austin)  
 SELF, Mike 86  
 (Birmingham, Ala.; Vestavia)  
 SEXTON, Tobin 73, 74, 75, 76  
 (Chamblee, Ga.; Lakeside)  
 SHACK, Dusty 04, 05  
 (Florence, Miss.; Mendenhall)  
 SHAVER, Fred 55  
 (Garden City, Ala.)  
 SHAW, Chris 84, 85, 86  
 (Birmingham, Ala.; Homewood)  
 SHELTON, Demetrea 93, 95, 96  
 (Jasper, Ala.; Walker County)  
 SHEPHERD, Michael 15  
 (Birmingham, Ala.; Minor)  
 SHERRILL, Nolan 51, 52  
 (Phil Campbell, Ala.; Phil Campbell)  
 SHERROD, Oretha 98  
 (Town Creek, Ala.; Hazlewood)  
 SHIPP, Mike 76  
 (Arab, Ala.; Arab)  
 SHIPP, Thomas 92  
 (Sylvester, Ga.; Worth County)  
 SHIRLEY, Scott 83, 84  
 (Gordo, Ala.; Gordo)  
 SHIRLEY, Tony 84, 85, 86  
 (Gordo, Ala.; Gordo)  
 SHOULDERS, Keith 81  
 (Tanner, Ala.; Tanner)  
 SHOULDERS, Zakobe 21, 22  
 (Tanner, Ala.; Tanner)  
 SHURDEN, Scott 06, 07  
 (Noxapater, Miss.; Neshoba Central)  
 SILLS, Trenaine 07  
 (Miramia, Fla.; Miramia)  
 SIMS, Darrell 20  
 (Bassfield, Miss.; Bassfield)  
 SIMMONS, Colby 03  
 (Atlanta, Ga.; Frederick Douglass)  
 SIMMONS, Diamond 12, 13, 14, 15  
 (Hanceville, Ala.; Hanceville)  
 SIMPSON, Anthony 86  
 (Leighton, Ala.; Colbert County)  
 SIMPSON, Chris 09, 10, 11, 13  
 (Florence, Ala.; Florence)  
 SIMS, Chavez 14  
 (Mize, Miss.; Mize)  
 SIMS, Darrell 21  
 (Bassfield, Miss.; Bassfield)  
 SIMS, Jeff 81, 82, 83, 84  
 (Pensacola, Fla.; Escambia)  
 SIMS, Justin 14  
 (Decatur, Ga.; Redan)  
 SIMS, Marcus 09  
 (Tallahassee, Fla.; Florida Christian)  
 SIMS, Marlon 06  
 (Hoover, Ala.; Hoover)  
 SIMS, Norman 74, 75, 76  
 (Phenix City, Ala.; Pacelli)  
 SINGLETON, DeJuan 90  
 (Natchez, Miss.; South Natchez)  
 SINGLETON, Will 18, 19, 20  
 (Hoover, Ala.; Hoover)  
 SIRMONES, Curtis 77, 78  
 (Lake Butler, Fla.; Union County)  
 SISSON, Harold 55, 56, 57  
 (Haleyville, Ala.; Haleyville)  
 SIZEMORE, Tyler 12, 13  
 (Apalachicola, Fla.; Port St. Joe)  
 SLAUGHTER, Rock 12  
 (Muscle Shoals, Ala.; Muscle Shoals)  
 SMALL, Bill 56

# ALL-TIME LETTERMEN

(Arab, Ala.; Arab)  
 SMITH, Allen 22  
 (Culver City, Calif.; Culver City)  
 SMITH, Ben 07  
 (West Palm Beach, Fla.; The Kings Academy)  
 SMITH, Brian 99  
 (Lawrenceburg, Tenn.; Lawrence County)  
 SMITH, Daryl 81, 82, 83, 84  
 (Opelika, Ala.; Opelika)  
 SMITH, David 66  
 (Huntsville, Ala.)  
 SMITH, David S 83, 84, 85, 87  
 (Opelika, Ala.; Opelika)  
 SMITH, Don 79, 80, 81, 82  
 (Huntsville, Ala.; Lee)  
 SMITH, Dwain 17, 18  
 (Muscle Shoals, Ala.; Muscle Shoals)  
 SMITH, Gerald 93, 94, 95, 96  
 (Moss Point, Miss.; Moss Point)  
 SMITH, Ganum 67, 68, 69, 70  
 (Florence, Ala.; Coffee)  
 SMITH, Jarret 14, 15  
 (Jackson, Miss.; Lanier)  
 SMITH, Jason 95  
 (Frogmore, S.C.; Beaufort)  
 SMITH, Jason 11, 12, 13  
 (Gurley, Ala.; Madison County)  
 SMITH, Jeff 85, 86, 87, 88  
 (Nashville, Tenn.; Stratford)  
 SMITH, Jerome 80  
 (Americus, Ga.; Americus)  
 SMITH, John D. 53, 54, 55  
 (Harvest, Ala.)  
 SMITH, K.J. 18, 19, 20, 21  
 (Prry, Ga.; Perry)  
 SMITH, Lamar 12, 13  
 (Gulfport, Miss.; Gulfport)  
 SMITH, Lee 89  
 (Carbon Hill, Ala.; Carbon Hill)  
 SMITH, Micah 07  
 (West Palm Beach, Fla.; The Kings Academy)  
 SMITH, Myles 74, 75, 76, 77  
 (Birmingham, Ala.; West End)  
 SMITH, Paul 79, 80  
 (Columbus, Miss.)  
 SMITH, Ricky 75  
 (College Park, Ga.; North Clayton)  
 SMITH, Sammy 59, 60  
 (Talladega, Ala.; Talladega)  
 SMITH, Shaquille 13, 14  
 (Jackson, Miss.; Lanier)  
 SMITH, Sherrill 57  
 (Athens, Ala.; Athens)  
 SMITH, Tim 13  
 (Birmingham, Ala.; Midfield)  
 SMITH, Tyler 13, 14, 15, 16  
 (Rogersville, Ala.; Lauderdale County)  
 SMITH, William 49, 50  
 (Florence, Ala.)  
 SMITH, Zac 02  
 (Cullman, Ala.; Cullman)  
 SMOTHERS, Shane 93, 94  
 (Jasper, Ala.; Curry)  
 SNIPES, Ja'Marcus 01, 02, 03, 04  
 (Opelika, Ala.; Opelika)  
 SOFTLEY, John 98, 99, 00, 01  
 (Parrish, Ala.; Parrish)  
 SOGERS, Jordan 16  
 (Madison, Ala./James Clemens)  
 SPARKS, Kendrick 13  
 (Fayette, Ala.; Fayette County)  
 SPENCER, Charles 95

(Los Angeles, Calif.; Cerritos)  
 SPENCER, Kenny 07, 09  
 (Glenwood, Iowa, Glenwood)  
 SPRINGER, Heath 93  
 (Loretto, Ala.; Loretto)  
 SPURLING, Coty 12, 13, 16  
 (Hobson City, Ala.; Oxford)  
 STAMBA, Steve 89, 90, 91  
 (Pelham, Ala.; Pelham)  
 STANTON, Terrance 07, 08, 09  
 (Clearfield, Utah)  
 STAPLER, Gary 68, 69  
 (Huntsville, Ala.; Butler)  
 STEARNS, Shane 94, 95, 96, 97  
 (Birmingham, Ala.; Erwin)  
 STEELE, Charles 85  
 (Leighton, Ala.; Colbert County)  
 STEELE, Doyce 71  
 (Huntsville, Ala.; Buckhorn)  
 STEELE, Kenneth 17  
 (Goodyear, Ariz.; Tolleson)  
 STEELE, Robert 75, 76, 77  
 (Columbus, Ga.; Hardaway)  
 STEELE, Rodney 04, 05  
 (Huntsville, Ala.; Johnson)  
 STEELE, Wallace 99, 00, 05  
 (Huntsville, Ala.; Johnson)  
 STEPHENS, Lawrence 73  
 (Phenix City, Ala.; Central)  
 STEPHENS, Russell 96, 97, 98, 99  
 (Thomasville, Ala.; Thomasville)  
 STEPP, Brad 90, 91, 93  
 (Decatur, Ala.; Austin)  
 STERN, Noah 17, 18, 19, 20, 21  
 (Huntsville, Ala.; Huntsville)  
 STEWART, Ryan 02, 03  
 (Jasper, Ala.; Walker)  
 STEWART, Skylar 12, 13  
 (Jasper, Ala.; Walker)  
 STEWART, Stacey 91  
 (Naples, Fla.; Lely)  
 STEWART, Steve 74, 75  
 (Decatur, Ala.; Austin)  
 STODDARD, Jamie 93, 94, 95  
 (Florence, Ala.; Bradshaw)  
 STODDARD, Osmond 96  
 (Fr. Lauderdale, Fla.; Dillard)  
 STOOKSBERRY, Terry 76, 77, 78  
 (Florence, Ala.; Bradshaw)  
 STOREY, Dennis 92, 94  
 (Ripley, Miss.; Ripley)  
 STOUDEMIRE, Dewey 00  
 (Birmingham, Ala.; Clay-Chalkville)  
 STOVER, Pierre 06, 07  
 (Courtland, Ala.; R.A. Hubbard)  
 STRAIN, Bill 71, 72, 73  
 (Athens, Ala.; Athens)  
 STRAUGHTER, Bobby 79  
 (Aberdeen, Miss.)  
 STRAWN, Tommy 61  
 (Carrollton, Ala.; Carrollton)  
 SRICKLAND, Frank 73  
 (Gainesville, Ga.; Gainesville)  
 STROZIER, Gene 56  
 (Clay, La.)  
 STURDIVANT, C.J. 18, 19  
 (Hoover, Ala.; Hoover)  
 STYLES, Clay 96, 97, 98  
 (Hartselle, Ala.; Hartselle)  
 SUGGS, Quintez 04, 07  
 (Russellville, Ala.; Russellville)  
 SUGGS, Santana 05, 08  
 (Russellville, Ala.; Russellville)  
 SULLINS, S.E. 61

(Hackleburg, Ala.; Hackleburg)  
 SULLINS, Tommy 52  
 (Hamilton, Ala.; Hamilton)  
 SULLIVAN, Delvin 92, 93  
 SULLIVAN, Jonathan 08, 09  
 (Hoover, Ala.; Spain Park)  
 SUMMERFORD, Jeff 90  
 (Cherokee, Ala.; Cherokee)  
 SUMMERHILL, Harvey 89, 90, 91, 92  
 (Tuscumbia, Ala.; Deshler)  
 SUMMERS, Walt 89, 90  
 (Bristol, Fla.; Liberty County)  
 SURBAUGH, Jeff 90, 91, 92, 93  
 (New Martinsville, WV; Magnolia)  
 SUTHERLAND, Brian 12  
 (Smyrna, Ga.; Campbell)  
 SWAN, Corson 18, 19, 20, 21, 22  
 (Spanish Fort, Ala.; Spanish Fort)  
 SWEN, David 18, 19  
 (Philadelphia, Pa.; West Catholic Prep)  
 SWOPE, Harold 89  
 (Decatur, Ala.; Decatur)  
 SWOPE, Harold 14  
 (Decatur, Ala.; Decatur)

TAI'VAI, Fau 22  
 (Melbourne, Australia; Grace Brethren)  
 TALLENT, Chris 96, 97, 98  
 (Gaylesville, Ala.; Gaylesville)  
 TANNER, Beau 03, 04, 05  
 (Longview, Wash.; Mark Morris)  
 TANNER, Kentrel 05, 06  
 (Brandon, Miss.; Brandon)  
 TANNIEHILL, James 77, 78  
 (Alabaster, Ala.; Thompson)  
 TAPSCOTT, Jaques 88, 89  
 (Hartselle, Ala.; Hartselle)  
 TATE, Deivon 09  
 (Miami, Fla.; Booker T. Washington)  
 TATE, Jason 09  
 (Orlando, Fla.; Seminole)  
 TATE, Josh 15, 16  
 (Nashville, Tenn.; Brentwood Academy)  
 TATE, Trayon 15  
 (Mobile, Ala.; St. Paul's)  
 TATE, Zach 14  
 (Columbia, Tenn.; Columbia Central)  
 TAYLOR, Christon 17, 18, 20  
 (Hoover, Ala.; Hoover)  
 TAYLOR, Jonathan 01, 02, 03  
 (New Orleans, La.; Ecole Classique)  
 TAYLOR, Joseph 05  
 (Moss Point, Miss.; East Central)  
 TAYLOR, Kin 91, 92, 93, 94  
 (Eclectic, Ala.; Elmore County)  
 TAYLOR, Kolby 10  
 (Oak Grove, Ala.; Oak Grove)  
 TAYLOR, Marvin 50  
 (Decatur, Ala.; Dectur)  
 TAYLOR, Milton 79, 80, 81, 82  
 (Tampa, Fla.; Thomas Jefferson)  
 TAYLOR, Nick 16, 17  
 (Letohatchee, Ala./Hooper Academy)  
 TAYLOR, Nikki 22  
 (Luverne, Ala.; Luverne)  
 TAYLOR, Ryan 19, 20, 21, 22  
 (Loganville, Ga.; Grayson)  
 TAYLOR, Seth 01  
 (Gadsden, Ala.; Etowah)  
 TAYLOR, Stanley 90  
 (Wetumpka, Ala.; Wetumpka)  
 TAYLOR, Wendell 52, 53, 54, 55  
 (Bridgeport, Ala.)  
 TAYLOR, Willie 74

(Birmingham, Ala.; Ensley)  
 TAYLOR, Zach 07, 08  
 (Madison, Ala.; Bob Jones)  
 TERRELL, Shepard 83  
 (Atlanta, Ga.; Douglas)  
 TERRON, Brad 10, 11  
 (Lansing, Kan.; Lansing)  
 TERRY, Adam 17  
 (Hillsboro, Ala.; East Lawrence)  
 TERRY, Jakob 17, 18, 19, 20  
 (Moulton, Ala.; Lawrence County)  
 THARPE, Donald 02, 03, 05, 06  
 (Pensacola, Fla.; Pine Forrest)  
 THIGPEN, Joe 66  
 (Florence, Ala.)  
 THIGPEN, Tez 06, 07  
 (Holly Springs, Miss.; Bishop Byrne)  
 THOMAS, Ben 14, 15  
 (Florence, Ala.; Central)  
 THOMAS, Bobby 70  
 (Dorsey, Miss.)  
 THOMAS, Bryan 10, 11  
 (Zephyrhills, Fla.; Zephyrhills)  
 THOMAS, David 61, 62, 63  
 (Huntsville, Ala.; Butler)  
 THOMAS, D.J. 80, 81  
 (Tallahassee, Fla.; Leon)  
 THOMAS, Henry 86, 87, 88, 89  
 (Columbus, Ga.; Hardaway)  
 THOMAS, Jacob 14, 16  
 (Clay, Ala.; Clay-Chalkville)  
 THOMAS, Kelvin 17, 18  
 (Castilla, Miss.; Charleson)  
 THOMAS, Kenneth 09  
 (Miami, Fla.; Bay Point)  
 THOMAS, LaDarius 02  
 (Birmingham, Ala.; West End)  
 THOMAS, Leonard 68, 69, 70, 71  
 (Huntsville, Ala.)  
 THOMAS, Ricky 89  
 (Meridian, Miss.; West Lauderdale)  
 THOMAS, Rodney 97, 98, 99  
 (Apopka, Fla.; Apopka)  
 THOMAS, Wilburn 53, 54  
 (Thomasville, Ala.)  
 THOMPSON, Jeff 87, 88, 89, 90  
 (Hartselle, Ala.; Hartselle)  
 THOMPSON, Jerry 53, 54  
 (Hartselle, Ala.; Hartselle)  
 THOMPSON, Jon 92, 93, 94, 95  
 (Muscle Shoals, Ala.; Muscle Shoals)  
 THOMPSON, Lamonte 12, 13, 14, 15  
 (Florence, Ala.; Florence)  
 THOMPSON, Lynn 64, 65, 66  
 (Hartselle, Ala.; Hartselle)  
 THOMPSON, Nate 21  
 (Alpharetta, Ga.; Milton)  
 THOMPSON, Ron 19, 20  
 (Bassfield, Miss.; Jefferson Davis)  
 THORN, Mike 78, 79, 80, 81  
 (Red Bay, Ala.; Red Bay)  
 THORN, Perry 65  
 THORN, Wayne 64  
 (Athens, Ala.)  
 THORNTON, Chris 93, 94, 95  
 (Muscle Shoals, Ala.; Muscle Shoals)  
 THORNTON, Kenton 09  
 (Dallas, Texas; St. Mark's)  
 THORNTON, Kyle 09, 10, 11  
 (Dallas, Texas; St. Mark's)  
 THURMAN, Josh 17, 18  
 (Greenwood, Miss.; Greenwood)  
 TIDWELL, Chad 03, 04  
 (Tallahassee, Fla.; Lincoln)

# ALL-TIME LETTERMEN

TIDWELL, Trey 13  
(Muscle Shoals, Ala.; Muscle Shoals)  
TILLER, Reggie 89  
(Athens, Ga.; Cedar Shoals)  
TILLEY, Chris 12, 13  
(Gulf Shores, Ala.; Gulf Shores)  
TIMBERLAKE, Mike 77, 78, 79  
(Fackler, Ala.; Scottsboro)  
TIPTON, Walter 88, 89, 90, 91, 92  
(Birmingham, Ala.; Hewitt-Trussville)  
TODD, Khadedryck 17  
(Hattiesburg, Miss.; Hattiesburg)  
TOLES, Devonte 19, 20  
(Pass Christian, Miss.; Pass Christian)  
TOLLESON, Ret 07, 08, 09  
(Bremen, Ga.; Bremen)  
TOLLIVER, James 95, 96, 97, 98  
(Birmingham, Ala.; Erwin)  
TONER, Charles 61, 62, 63  
(Bessemer, Ala.; Bessemer)  
TOWERY, Rusty 79, 80, 82, 83  
(Pensacola, Fla.; Tate)  
TOWNLEY, Kenneth 62, 63, 64  
(Carbon Hill, Ala.; Carbon Hill)  
TOWNLEY, William 65  
TOWNSEND, Terrell 20, 21  
(Pittsburg, Calif.; South San Francisco)  
TOWNSEND, Trenton 22  
(Kennesaw, Ga.; Kennesaw Mountain)  
THRASHER, Joe 59  
THROWER, Fred 53, 54  
TRAYLOR, Stephen 00  
(Tupelo, Miss.; Tupelo)  
TRIMBLE, James 69, 70, 71, 72  
(Florence, Ala.; Bradshaw)  
TRIPLETT, Ixavier 14  
(Hillsboro, Miss.; Scott Central)  
TRIPLETT, Kendrick 03, 04  
(Louisville, Miss.; Louisville)  
TROTTER, John 72  
(Oakland, Tenn.; Fayette County)  
TRUJILLO, K.J. 22  
Los Angeles, Calif.; Orange Lutheran)  
TUCKER, Jacob 13, 14, 15, 16  
(Linden Tenn.; Perry County)  
TURNER, Cam 18, 19, 20, 21  
(Conyers, Ga.; Rockdale County)  
TURNER, Colton 09, 10  
(Cullman, Ala.; Cullman)  
TURNER, Kyle 07, 08, 09  
(Cullman, Ala.; Cullman)  
TURRELL, Morris 86  
(Tallahassee, Fla.; Godby)  
TWITTY, Shannon 96, 97, 98  
(Hanceville, Ala.; Hanceville)

UNDERWOOD, Adam 98, 99, 00, 01  
(Birmingham, Ala.; Homewood)  
UNDERWOOD, Alan 83, 84, 85  
(Tuscumbia, Ala.; Deshler)  
UNDERWOOD, Alex 14  
(Fayette, Ala.; Fayette County)  
UNDERWOOD, Austin 18, 19  
(Tuscumbia, Ala.; Deshler)  
UNDERWOOD, Lyle 58, 59  
(Foley, Ala.; Foley)

VANG, A.J. 20, 21, 22  
(Goddard, Kan.; Goddard)  
VAUGHN, Cody 15, 16  
(Lucaleda, Miss.; George County)  
VAUGHN, Jimmy 09  
(Huntsville, Ala.; J.O. Johnson)  
VEAL, Jason 95, 96, 97, 98  
(Hatton, Ala.; Hatton)  
VEAL, Jay 86

(Lake City, Fla.; Columbia)  
VICKERS, Jed 99, 00  
(Douglas, Ga.; Coffee)  
VICKERS, Lee 02, 03, 04, 05  
(Athens, Ala.; Athens)  
VICKERS, Randy 01, 02, 03, 04  
(Athens, Ala.; Athens)  
VINSON, Brent 10  
(Hampton, Va.; Phoebus/Hargrave Military)  
VINSON, Jason 99, 00, 01  
(Red Bay, Ala.; Red Bay)  
VINSON, Marlon 97  
(Lawndale, N.C.; Burns)

WADE, Bobby Neal 49, 50, 51, 54  
(Sheffield, Ala.; Sheffield)  
WADE, Cameron 11  
(Cairo, Ga.; Cairo)  
WADKINS, Colton 17  
(Mobile, Ala.; St. Paul's)  
WAKEFIELD, Jim 52  
WALDEN, Terrance 01, 02, 03  
(Tenille, Ga.; Washington County)  
WALDMAN, Hunter 10  
(Dothan, Ala.; Rehobeth)  
WALDON, Jason 96  
(Marietta, Ga.; McEachern)  
WALKER, Albert 75, 76, 77, 78  
(Decatur, Ala.; Decatur)  
WALKER, Blake 21  
(Visalia, Calif.; Central Valley Christian)  
WALKER, Manuel 76, 77, 78, 79  
(Hueytown, Ala.; Hueytown)  
WALKER, Nicholas 08, 09  
(Memphis, Tenn.; Fairley)  
WALKER, Nigelas 08  
(Memphis, Tenn.; Fairley)  
WALLACE, Charles 50, 51  
(Jasper, Ala.; Walker County)  
WALLACE, Chris 88  
(Mobile, Ala.; Baker)  
WALLACE, Jackie 89, 90, 91, 92  
(Natchez, Miss.; South Natchez)  
WALLACE, Ray 51, 52, 53, 54  
(Cordova, Ala.; Cordova)  
WALLACE, Steve 91  
(Winfield, Ala.; Winfield)  
WALLER, Doug 05  
(Defuniak Springs, Fla.; Walton)  
WALSH, Gary 77, 78, 79  
(Huntsville, Ala.; Johnson)  
WALTERS, Bryan 91  
(Russellville, Ala.; Russellville)  
WALTERS, Noah 22  
(Lincoln, Neb.; Lincoln East)  
WALTON, Anthony 10  
(Anaheim, Calif.)  
WARD, Antonio 98, 99  
(Huntsville, Ala.; Lee)  
WARD, Carl 79, 80  
(Huntsville, Ala.; Sparkman)  
WARD, Johnny 88  
(Huntsville, Ala.; Lee)  
WARDEN, Kobe 21, 22  
(Killen, Ala.; Brooks)  
WARE, John 10, 11  
(Ft Lauderdale, Fla.; Cardinal Gibbons)  
WARFIELD, Dakota 22  
(Alpharetta, Ga.; Milton)  
WARHURST, Tommy 69, 70  
(Cherokee, Ala.; Cherokee Vocational)  
WARREN, Brandon 12  
(Alcoa, Tenn.; Alcoa)  
WARREN, Jake 01, 02  
(Ocala, Fla.; Belview)  
WASHINGTON, Charles 01, 02

(Gainesville, Fla.; Eastside)  
WASHINGTON, Israel 19  
(Franklin, La.; Franklin)  
WASHINGTON, James 84, 85  
(Gordo, Ala.; Gordo)  
WASHINGTON, Joe 94, 95, 96, 97  
(Huntsville, Ala.; Johnson)  
WASHINGTON, Karl 77, 78, 79  
(Huntsville, Ala.; Johnson)  
WASHINGTON, Kelvin 85, 86  
(Gordo, Ala.; Gordo)  
WASHINGTON, Markeldon 12, 13, 14, 15  
(Tuscaloosa, Ala.; Tuscaloosa County)  
WASHINGTON, Robert 87  
(Killen, Ala.; Brooks)  
WATKINS, David 83  
(Holt, Ala.; Holt)  
WATSON, Cameron 20, 21, 22  
(Madison, Miss.; Madison-St. Joseph's)  
WATSON, Edgerin 22  
(Huntsville, Ala.; James Clemens)  
WATTS, Ed 52  
(Fairfield, Ala.)  
WEAR, Flavil (Butch) 61, 62, 63, 64  
(Bridgeport, Ala.)  
WEAVER, Chris 18  
(Saraland, Ala.; Saraland)  
WEAVER, Dan 61  
(Florence, Ala.; Coffee)  
WEAVER, Derek 89  
(Birmingham, Ala.; Erwin)  
WEAVER, Jack 69, 70  
(Milledgeville, Ga.)  
WEAVER, Jack 49  
WEAVER, Raymond 72, 73  
(Guntersville, Ala.; Marshall County)  
WEBB, Larry 85, 86, 87  
(Opelika, Ala.; Opelika)  
WEST, Bobby 59, 60  
(Haleyville, Ala.; Haleyville)  
WESLEY, Steven 10  
(Bartow, Fla.; Bartow)  
WEST, Don 55, 56  
(Haleyville, Ala.; Haleyville)  
WEST, Merle 52, 53, 54  
(Haleyville, Ala.; Haleyville)  
WESTBROOK, Tommie 10, 11  
(Chicago, Ill.; Gordon Tech)  
WHIDDON, Jason 98, 99, 00, 01  
(Homewood, Ala.; Homewood)  
WHITE, James 11  
(Thomasville, Ala.; Thomasville)  
WHITE, Jerone 13  
(Decatur, Ala.; Austin)  
WHITEHEAD, Jake 18, 19, 20  
(Pisgah, Ala.; Pisgah)  
WHITED, J.D. 05, 06, 07  
(Oneonta, Ala.; Oneonta)  
WHITSETT, Bearl 56, 57, 59  
(Rogersville, Ala.; Lauderdale County)  
WHITTEN, L.L. 49, 50, 51, 52  
(Florence, Ala.; Coffee)  
WHITTEN, Matt 01  
(Florence, Ala.; Brooks)  
WIGGENS, Willie 87  
(Mobile, Ala.; Vigor)  
WILBURN, Mike 70, 71, 72  
(Athens, Ala.; Athens)  
WILCOX, Brandon 04  
(Castleberry, Ala.; T.R. Miller)  
WILCOX, Cedrick 11, 12  
(Port St. Lucie, Fla.; Treasure Coast)  
WILCUTT, Brett 05  
(Bartlett, Tenn.; Bartlett)  
WILKERSON, Robert 00, 01, 02, 03  
(McCalla, Ala.; McAdory)

WILKINS, Fred 04, 05, 06  
(New Orleans, La.; Archbishop Shaw)  
WILLIAMS, Ashaad 22  
(Russellville, Ala.; Russellville)  
WILLIAMS, Bobby 08  
(Jacksonville, Fla.; William M. Rains)  
WILLIAMS, Brandon 98  
(Athens, Ala.; Elkmont)  
WILLIAMS, Brandon 05  
(Phenix City, Ala.; Central)  
WILLIAMS, Chris 89, 90, 91  
(Blue Ridge, Ga.; Fannin County)  
WILLIAMS, Darrell 89  
(Fairhope, Ala.; Fairhope)  
WILLIAMS, Darryl 01  
(Alachua, Fla.; Santa Fe)  
WILLIAMS, David 12, 13  
(Duncanville, Ala.; Hillcrest-Tuscaloosa)  
WILLIAMS, Dewayne 79, 80, 81, 82  
(Jacksonville, Ala.; Jacksonville)  
WILLIAMS, Eli 13  
(Pleasant Grove, Ala.; Pleasant Grove)  
WILLIAMS, Frank 15, 16, 17, 18  
(Madison, Ala.; Madison Academy)  
WILLIAMS, Frankie 72  
(Decatur, Ala.; Decatur)  
WILLIAMS, George 91  
(Florence, Ala.; Coffee)  
WILLIAMS, Johnny 75, 76, 77, 78  
(Holt, Ala.; Holt)  
WILLIAMS, Leroy 84  
(Litchfield, Ala.; Litchfield)  
WILLIAMS, Lewis 92  
(Ozark, Ala.; Carroll)  
WILLIAMS, Mark 91, 92, 93  
(Florence, Ala.; Coffee)  
WILLIAMS, Michael 92, 93, 94, 95  
(Rogersville, Ala.; Lauderdale County)  
WILLIAMS, Mike 89, 90  
(Mobile, Ala.; Shaw)  
WILLIAMS, Nick 13  
(Bainbridge, Ga.; Bainbridge)  
WILLIAMS, Robert 92  
(Swainsboro, Ga.; Burke County)  
WILLIAMS, Spencer 86  
(Gadsden, Ala.; Gadsden)  
WILLIAMSON, Edjuan 05  
(Sumerall, Miss.)  
WILLIAMSON, Joel 99, 00, 01  
(Alabaster, Ala.; Thompson)  
WILLIAMSON, Ronnie 67, 68, 69, 70  
(Sheffield, Ala.; Sheffield)  
WILLIAMSON, Wilson 51, 52  
WILLIS, John 60, 61, 62  
(Thomasville, Ala.; Thomasville)  
WILSON, Calvin 09  
(Hattiesburg, Miss.; Hattiesburg)  
WILSON, Devon 14  
(Oxford, Miss.; Lafayette)  
WILSON, Larry 06, 08, 09, 10  
(Enterprise, Ala.; Enterprise)  
WILSON, Patrick 02, 04, 05, 06  
(Jasper, Ala.; Walker)  
WILSON, Roland 83, 84, 85, 86  
(Decatur, Ga.; Southwest Dekalb)  
WILSON, Tavarus 12, 13  
(Jackson, Miss.; Forest Hills)  
WILSON, Todd 00, 01  
(Lexington, Ala.; Lexington)  
WINFREY, Kevin 94  
(Bay Springs, Miss.; Bay Springs)  
WINGO, Luke 12, 13, 14, 15  
(Tuscaloosa, Ala.; Hillcrest-Tuscaloosa)  
WINKLE, Steve 95  
(Orlando, Fla.; Boone)  
WINSTON, Rod 12, 13, 14, 15

# ALL-TIME LETTERMEN

---

(Tuscumbia, Ala.; Deshler)  
WINTER, Ed 95  
(Lester, Ala.; West Limestone)  
WISDOM, Harold 03,04  
(Tuscumbia, Ala.; Deshler)  
WISE, Bill 61, 62  
(Fayetteville, Tenn.; Central)  
WITHERSPOON, Terry 74, 75, 76  
(Fairfield, Ala.; Fairfield)  
WITT, Billy 82, 83, 84, 85  
(Russellville, Ala.; Russellville)  
WITT, Jim 71, 72  
(Ardmore, Ala.; Ardmore)  
WITT, John 95  
(Elkmont, Ala.; Elkmont)  
WITT, Jonathan 03  
(Russellville, Ala.; Russellville)  
WOMACK, Barry 22  
(Montgomery, Ala.; Autauga Academy)  
WOODALL, James 87  
(Auburn, Ala.; Auburn)  
WOODRUFF, David 18, 19  
(Winfield, Ala.; Winfield)  
WOODS, Freedom 87, 88  
(Birmingham, Ala.; Parker)  
WOODS, Jaquan 22  
(Gadsden, Ala.; Gadsden City)  
WOODS, J'Marick 22  
(Florence, Ala.; Florence)  
WOODS, Quintin 90, 91, 92, 93  
(Birmingham, Ala.; Parker)  
WOODSON, Rod 10, 11, 12  
(Olive Branch, Miss.; Olive Branch)  
WORD, Michael 93  
(Decatur, Ala.; Decatur)  
WORLEY, Eric 01  
(Calhoun, Ga.; Calhoun)  
WRIGHT, Collin 22  
(Muscle Shoals, Ala.; Muscle Shoals)  
WRIGHT, Courtney 02, 03, 04, 05  
(Wetumpka, Ala.; Wetumpka)  
WRIGHT, Covington 05, 06, 07, 08  
(Columbus, Ga.; Carver)  
WRIGHT, Darius 16  
(Irmo, S.C./Irmo)  
WRIGHT, Henry 97, 98  
(Okahumpka, Fla.; Leesburg)  
WYATT, David 85, 86, 87  
(Radcliff, Ky.; North Hardin)  
WYATT, Tommy 61, 62, 63, 64  
(Phil Campbell, Ala.; Phil Campbell)  
WYNN, Tony 01  
(Birmingham, Ala.; Huffman)

YANCEY, Larry 57, 58, 59, 60  
(Hackleburg, Ala.; Hackleburg)  
YANCEY, Tony 90, 91  
(Auburn, Ala.; Auburn)  
YARBROUGH, Dave 52  
YARBROUGH, Devin 03  
(Memphis, Tenn. Whitehaven)  
YEAGER, Chris 80, 81, 82  
(West Point, Ala.; Fairview)  
YEAGER, Craig 85  
(West Point, Ala.; Fairview)  
YOUNG, Alvin 04  
(Lake Butler, Fla.; Bradford)  
YOUNG, Emmanuel 78, 79, 80, 81  
(Tuscumbia, Ala.; Deshler)  
YOUNG, Germaine 82, 83, 84  
(Bessemer, Ala.; Jess Lanier)  
YOUNG, Kaden 22  
(Madison, Ala.; Madison Academy)

YOUNG, Stevie 22  
(Ft. Smith, Ark.; Northside)  
YOUNGER, Shaun 96  
(Pasadena, Cal.; John Muir)

ZORBINI, Brian 02  
(Jasper, Ala.; Walker)  
ZUBER, Ryan 97, 98, 99, 00  
(Starkville, Miss.; Starkville)

# ALL-TIME COACHING STAFFS

## ALL-TIME ASSISTANT COACHES

### UNDER HAL SELF

Harlon Hill .....	1967-68
Joe Elmore .....	1968-69
Durell Mock .....	1967-69
George Weeks .....	1949-69
Bill Wise .....	1967
Henry Prater .....	1969

### UNDER DURELL MOCK

Dan Daugherty .....	1971
Joe Elmore .....	1970
Brub Hamilton .....	1970-71
Billy Hill .....	1970-72
Bobby Johns .....	1972
David Kirk .....	1970
Larry Marshal .....	1970-71
Carl McCulley .....	1971
Henry Prater .....	1970-71
Ganum Smith .....	1971

### UNDER MICKEY ANDREWS

Jim Blair .....	1975-76
Wally Burnham .....	1972-76
Mike Dean .....	1973-75
Ray Emanuel .....	1976
Richie Gaskell .....	1973-76
Jim Goodman .....	1976
Bob Herring .....	1973
Tommy Jones .....	1975-76

### UNDER WAYNE GRUBB

George Anderson .....	1980
Bill Baker .....	1977-78
David Bibee .....	1980
Steve Carter .....	1981-87
Jack Crowe .....	1979-80
Steve Davis .....	1980-84
Gerald Goodman .....	1983-84
Jim Goodman .....	1977-78
Mike Hand .....	1978-82
Bill Hyde .....	1977-87
Jim Keith, 1983 .....	1987
Kendall Keith .....	1984
P.J. Larsen .....	1977
Jim Marshall .....	1977
Mike McGowan .....	1979-87
Greg McMahan .....	1985-87
Randy Nicholls .....	1979-81
Shannon O'Brien .....	1987
Rick Reprish .....	1978
Rick Rhoades .....	1981-82
David Sessions .....	1977
Mike Turner .....	1985-86
Steve Wherry .....	1985-86
Johnny Williams .....	1979-81, 83
Sparky Woods .....	1978

### UNDER BOBBY WALLACE

Randy Campbell .....	1988-91
Steve Carter .....	1988
Glenn Davis .....	1988-91
Mike Hand .....	1989
Bob Harris .....	1988-90
Derek Hill .....	1992-96

Bill Hyde .....	1992-97
Ikey Fowler .....	1988-91
Al Kincaid .....	1996-97
Mike King .....	1992-97
David Martin .....	1991-97
Ruffin McNeill .....	1988
Raymond Monica .....	1990-97
Willie Slater .....	1992-97
Jeff Webb .....	1988

### UNDER BILL HYDE

Alvin Briggs .....	1998-01
Steve Carter .....	1998-01
Sam Graham .....	1999-01
Cody Gross .....	1998-00
Mike King .....	1998-01
David Martin .....	1998-01
Justin Sappington .....	2001
Willie Slater .....	1998-99

### UNDER MARK HUDSPETH

Charles Anthony .....	2004
Alan Arrington .....	2006-08
Keith Boone .....	2004-05
Rory Bell .....	2002
Steadman Campbell .....	2006-08
Sean Cannon .....	2006-08
Kelly Causey .....	2002
Kenny Edenfield .....	2002-07
Lamar James .....	2004-05
Brian Jean-Mary .....	2003
Mike King .....	2002-08
Gwaine Mathews .....	2002
Karl Morgan .....	2005-08
Terry Tilghman .....	2003-05
Brian Turner .....	2002
Matt Wallerstedt .....	2003
Chris Willis .....	2002-08
Harold Wisdom .....	2008

### UNDER TERRY BOWDEN

Alan Arrington .....	2009-11
Jeff Bowden .....	2009-11
Steadman Campbell .....	2009-11
Sean Cannon .....	2009
Pat Carter .....	2009
Blake Farris .....	2011
Mike King .....	2009-11
Karl Morgan .....	2009
Tony Pecoraro .....	2010-11
Chris Willis .....	2009-11
Dontae Wright .....	2010-11

### UNDER BOBBY WALLACE

Ryan Aplin .....	2016
Brett Borden .....	2012-13
Steadman Campbell .....	2012-16
Blake Farris .....	2012-16
Cody Gross .....	2012-15
Scott Harper .....	2012-16
Mike King .....	2012-16
Gabe Poe .....	2015-16
Cornelius Williams .....	2012
Chris Willis .....	2012-16
Harold Wisdom .....	2014

## UNDER CHRIS WILLIS

Ryan Aplin .....	2018-19
Brett Borden .....	2017
Steadman Campbell .....	2017-2022
Caleb Carbine .....	2022
Colby Ellis .....	2020-2022
Blake Farris .....	2017-2022
Drew Hall .....	2017
Scott Harper .....	2017
Ryan Held .....	2022
Khyle Jackson .....	2022
Mike King .....	2017-2022
Zach Lisko .....	2017-21
Gabe Poe .....	2017-21
Trey Porter .....	2022
Tyler Rice .....	2020-21
Austin Tucker .....	2018-19
Cordell Upshaw .....	2018-2021

## UNDER BRENT DEARMON

Brock Caraboa .....	2023-
Kevin Wewers .....	2023-
Richard Hutchings .....	2023-
Morgan Cruce .....	2023-
De'Von Lockett .....	2023-
DeShaun Davis .....	2023-
Jake Bentley .....	2023-
Samie Parker .....	2023-
Luke Roth .....	2023-
Thomas Johnston .....	2023-
Hayden Bryant .....	2023-

## UNA ASSISTANT COACHING SUPERLATIVES Longest Tenures of an Assistant Coach at UNA:

### 21 years by George Weeks -

all under Hal Self

### 17 years by Bill Hyde -

11 under Wayne Grubb

6 under Bobby Wallace

### 17 years by Steadman Campbell -

3 under Mark Hudspeth

3 under Terry Bowden

5 under Bobby Wallace

6 under Chris Willis

### 15 years by Chris Willis -

7 under Mark Hudspeth

3 under Terry Bowden

5 under Bobby Wallace

## Assistant Under Four Different Head Coaches at UNA:

### Steadman Campbell -

under Mark Hudspeth, Terry Bowden,

Bobby Wallace, Chris Willis

## Assistant Under Three Different Head Coaches at UNA:

### Chris Willis -

under Mark Hudspeth, Terry Bowden,

Bobby Wallace

### Steve Carter -

under Wayne Grubb, Bobby Wallace,

Bill Hyde

## Player, Assistant Coach and Head Coach at UNA:

Durell Mock



# RECORDS, COACHES, CAPTAINS

Year	Coach	Captains	Year	Record	Coach	Captains	
1949	4-5-0	Hal Self	C-Brooks Jones, LH-Carl Boley	1994	13-1-0	Bobby Wallace	C-Kin Taylor, TB-Kenyatta Jones, DE-Marcus Hunter, FB-Anthony Brooks
1950	5-4-0	Hal Self	C-Brooks Jones	1995	14-0-0	Bobby Wallace	QB-Cody Gross, LB-Ronald McKinnon, TE-Jarius Hayes, C-Eddie Evans, LB-Keith Humphrey, DT-Israel Raybon
1951	6-3-0	Hal Self	RH-L.L. Whitten, T-Sam Hyde, G-Durell Mock	1996	6-5-0	Bobby Wallace	DB-Gerald Smith, FB-A.J. Lamar, DB-Zack Phillips, WR-Michael Edwards, OL-Ashley Ingram
1952	8-1-0	Hal Self	E-Harlon Hill, G-Durell Mock	1997	9-3-0	Bobby Wallace	DE-Michael Moncrief, LB-Reginald Ruffin, OL-Brad Pierce, OL-Joe Washington
1953	6-1-1	Hal Self	E-Harlon Hill, LH-Joe Elmore	1998	8-2-0	Bill Hyde	DE-Shawn Cash, DB-Corey Harris, DB-Tyrone Bell, LB-Orlando Patterson, TE-Bobby Collins
1954	8-2-0	Hal Self	QB-Joe Brewer, C-Paul Dyar	1999	5-6-0	Bill Hyde	OL-Ben Owen, QB-Tyler Peterson, LB-Robert Gordon, RB-Michael Bridgeforth
1955	7-3-0	Hal Self	FB-Wendell Taylor, C-Paul Dyar	2000	3-7-0	Bill Hyde	QB-Tyler Peterson, DB-Chad Sears, SB-James Moore, DL-Larry Paul
1956	6-3-0	Hal Self	QB-Don Pickens, E-Jim Prater	2001	4-6-0	Bill Hyde	C- Kyle Robinson, DL- Johnell Jones, DT- Jason Whiddon, TE- Adam Underwood
1957	6-4-0	Hal Self	WB-Bill Godsey, T-Hal Sisson	2002	4-7-0	Mark Hudspeth	C-Garrett Keith, LB-Sam Fakunle
1958	4-5-0	Hal Self	FB-Carroll Daniel, E-L.C. Fowler	2003	13-1-0	Mark Hudspeth	QB-Will Hall, DL-Jonathan Taylor
1959	5-4-1	Hal Self	LE-Carl Hannah, T-David Martin	2004	5-5-0	Mark Hudspeth	WR-Martin Huggins, LB-Donald Tharpe
1960	7-3-0	Hal Self	C-Gerald Hudson, FB-Larry Yancey	2005	11-3-0	Mark Hudspeth	C-Lance Ancar, LB-Donald Tharpe
1961	7-3-0	Hal Self	G-Billy Don Anderson, C-John Willis	2006	11-1-0	Mark Hudspeth	OL-JoJo Bates, LB-Donald Tharpe
1962	5-4-1	Hal Self	T-R.C. Sanderson, E-John Willis	2007	10-2-0	Mark Hudspeth	QB-A.J. Milwee, DL-Derrick Chatman
1963	3-5-2	Hal Self	David Thomas, Ken Daniel	2008	12-2-0	Mark Hudspeth	QB-A.J. Milwee, DL-Derrick Chatman
1964	2-6-1	Hal Self	QB-Doyle Hill, C-Tommy Wyatt	2009	11-2-0	Terry Bowden	LB-Michael Johnson, P-Will Batson, OL-Mike Horton
1965	4-6-0	Hal Self	E-Lester Dawson, E-Ray Hester	2010	9-4-0	Terry Bowden	DB-Chad Daniel, DL-Courtney Harris
1966	4-4-1	Hal Self	FB-Dave Kirk, E-Mike Dennis	2011	9-3-0	Terry Bowden	LB-Harrison Bryant, LB-Hilliard Foster
1967	2-6-1	Hal Self		2012	5-5-0	Bobby Wallace	QB-Lee Chapple, C-Jamie Dixon
1968	5-5-0	Hal Self	E-Robert O'Kelley, T-Larry Marshall	2013	10-3-0	Bobby Wallace	DB-Bryan Thomas, DB-Janoris Jenkins
1969	5-4-0	Hal Self	T-Max Bobo, E-Sparky Box	2014	9-2-0	Bobby Wallace	OL-Will Furlong, DL-Richie Mata'afa
1970	5-5-0	Durell Mock		2015	9-3-0	Bobby Wallace	DB-Rod Woodson, WR-Daniel Almon
1971	1-10-0	Durell Mock	DB-Palmer Byrd, RB-Leonard Thomas	2016	11-2-0	Bobby Wallace	FB-Chris Coffey, OL-David Lundberg
1972	2-9-0	Durell Mock		2017	5-5-0	Chris Willis	S-Caleb Massey, DL-Dimitri Orr
1973	4-6-0	Mickey Andrews		2018	7-3-0	Chris Willis	WR-Jason Smith, LB-Tavarius Wilson
1974	4-6-0	Mickey Andrews	OL-Paul Parvin, FB-Tony McMinn, DB-Larry Jeffreys	2019	4-7-0	Chris Willis	DL-Taylor Carney, DL-Shaquille Smith
1975	6-4-0	Mickey Andrews	WR-Roger Ralph, RB-Jerry Mizell, DL-Barry Koehn	2020	0-4-0	Chris Willis	LB-Steven Rich, OL-Justin Booth
1976	4-5-1	Mickey Andrews		2021	3-8-0	Chris Willis	QB-Luke Wingo, RB-Lamonte Thompson
1977	5-5-0	Wayne Grubb	QB-Gerald Goodman, C-John Byrd, LB-Jeff Hittinger	2022	1-10-0	Chris Willis	RB-Diamond Simmons, WR-Lee Mayhall
1978	7-2-1	Wayne Grubb	DT-Brad Hendrix, LB-Kevin Logan				DB-Floyd Jones
1979	6-5-0	Wayne Grubb	OL-Obie Childers, DB-Stan Walker				QB-jacob Tucker, OL-Stephen Evans, DB-Philbert Martial, DL-Tyler Smith
1980	10-2-0	Wayne Grubb	WR-Jerry Hill, DT-Steve Carter				DB-Levi Fell
1981	8-2-0	Wayne Grubb	OL-Hamp Moore, RB-Lawson Fletcher, LB-Sam Prater, QB-Fred Riley				S-Dorsey Norris, DL-Freddie Reed
1982	7-3-0	Wayne Grubb	LB-Frank Condon, OL-Don Smith				OL-Lance Harrod, WR-Dre Hall
1983	11-1-1	Wayne Grubb	OT-Dexter Rutherford, DB-Rod Brooks				QB-Christian Lopez, RB-Damon Cox
1984	7-1-3	Wayne Grubb	DB-Daryl Smith, QB-Bobby Duncan, DT-Dean Sanders				DL-Jaylin Dailey, S-Chris Johnson
1985	12-2-0	Wayne Grubb	DB-Bruce Jones, LB-Steve Rogers, OL-Jack Gipson				QB-Christian Lopez, RB-Terence Humphrey
1986	4-7-0	Wayne Grubb	LB-Kirk Ethridge, OT-Tony Shirley, RB-Marvin Marsh				DL-Brady Owensby, DB-K.J. Smith
1987	5-5-1	Wayne Grubb	OL-Terry Corum, DT-Harold Greene				DB-K.J. Smith, WR-Jakobi Byrd
1988	2-8-0	Bobby Wallace	OL-John Jacobs, OL-David Martin, SE-Joel Bohanon, PK-J.D. Lane				WR-Cortez Hall, DL-Wallace Cowins, Jr.
1989	6-5-0	Bobby Wallace	LB-Felix Baxter, TE-Kerry Buchanan, DB-Sedric Barnett				DB-K.J. Smith, WR-Cortez Hall, DL-Wallace Cowins, Jr., DB-Alonzo Craighton
1990	8-3-0	Bobby Wallace	LB-James Davis, TE-Bennie Jennings, OL-Eric Kolb				WR-Dexter Boykin
1991	3-7-0	Bobby Wallace	DB-Myron Miller, WR-Troy Nelson, OL-Barry Hampton				WR - Takairee Kenebrew, OL - Cam Watson
1992	7-4-1	Bobby Wallace	DT-Antonio Holley, DB-Walter Tipton, OL-Jackie Wallace, DB-Harvey Summerhill				DB - Kyree Fields, DL - Micah Bland
1993	14-0-0	Bobby Wallace	FB-Brian Satterfield, TB-Tyrone Rush, DL-Jeff Redcross, DL-O.J. Patrick, OG-Jeff Surbaugh				

# LION ALL-AMERICANS

## Associated Press All-Americans

Year	Player	Pos.	Team Selected
1955	Brub Hamilton	RB	First-Team
1957	Jack Redwine	RB	First-Team
1967	Don Cornelius	QB	Second-Team
1968	Ricky Lindsey	WR	Second-Team
1975	Roger Ralph	WR	Second-Team
1976	Terry Witherspoon	OL	Third-Team
1981	Nelson McMurray	PK	Honorable Mention
1982	Don Smith	OL	Second-Team
1982	Rod Brooks	DB	Honorable Mention
1982	Frank Condon	LB	Honorable Mention
1982	Mike Giley	TE	Honorable Mention
1982	John Harris	LB	Honorable Mention
1983	Clarence Johnson	RB	Honorable Mention
1984	Daryl Smith	DB	First-Team
1984	Scott Shirley	OL	Honorable Mention
1984	Dean Sanders	DT	Honorable Mention
1984	Lewis Billups	DB	Honorable Mention
1985	Bruce Jones	DB	First-Team
1985	Clarence Johnson	RB	Honorable Mention
1985	Steve Rogers	LB	Honorable Mention
1987	Scott DeMott	P	Honorable Mention
1990	James Davis	LB	First-Team
1990	Mike Nord	OT	First-Team
1991	John Crittenden	P	Second-Team
1992	Harvey Summerhill	DB	First-Team
1993	Tyrone Rush	RB	First-Team
1993	Jeff Redcross	DL	Second-Team
1993	Jeff Surbaugh	OL	Second-Team
1993	Ronald McKinnon	LB	Third-Team
1993	Jamie Stoddard	PK	Honorable Mention
1994	Ronald McKinnon	LB	First-Team
1994	Jon Thompson	OG	First-Team
1994	Keith Humphrey	LB	Third-Team
1995	Ronald McKinnon	LB	First-Team
1995	Israel Raybon	DT	First-Team
1995	Jon Thompson	OG	First-Team
1995	Marcus Keyes	DT	Second-Team
1995	Keith Humphrey	LB	Second-Team
1996	Gerald Smith	DB	First-Team
1996	Reginald Ruffin	DE	Second-Team
1997	Reginald Ruffin	LB	First-Team
1997	Marcus Hill	DB	Second-Team
2003	Will Hall	QB	First-Team
2004	Ken Triplett	DL	First-Team
2005	Lance Ancar	C	Third-Team
2006	Anthony Merritt	RS	Third-Team
2007	J.D. Whited	OL	Third-Team
2008	Tom Schneider	PK	First-Team
2008	Sam Hathorn	OL	Second-Team
2008	David Raymond	DB	Second-Team
2008	Will Batson	P	Third-Team
2009	Michael Johnson	LB	First-Team
2009	Montrell Craft	DL	First-Team
2009	Calvin Wilson	OL	Third-Team
2009	Will Batson	P	Third-Team
2010	Courtney Harris	DL	Second-Team
2011	Kyle Thornton	OL	First-Team
2011	Marcus Downtin	LB	Second-Team
2011	Janoris Jenkins	DB	Second-Team
2016	Philbert Martial	DB	First-Team
2016	Stephen Evans	OT	Second-Team
2022	ShunDerrick Powell	RB	Third-Team

## American Football Coaches Association All-Americans

1982	Don Smith	OL	First-Team
1984	Daryl Smith	DB	First-Team
1985	Bruce Jones	DB	First-Team
1990	James Davis	LB	First-Team
1992	Harvey Summerhill	DB	First-Team
1993	Tyrone Rush	RB	First-Team

1994	Ronald McKinnon	LB	First-Team
1995	Ronald McKinnon	LB	First-Team
1996	Gerald Smith	DB	First-Team
1997	Reginald Ruffin	LB	First-Team
2004	Ken Triplett	DL	First-Team
2005	Lance Ancar	C	First-Team
2006	Anthony Merritt	WR	First-Team
2007	Craig Fox	DB	First-Team
2008	Will Batson	P	First-Team
2011	Kyle Thornton	OL	First-Team
2013	Tavarius Wilson	LB	First-Team
2016	Philbert Martial	DB	First-Team
2016	Stephen Evans	OT	Second-Team
2017	Chris Johnson	S	First-Team

## Football News / Don Hansen's Football Gazette All-Americans

1984	Daryl Smith	DB	First-Team
1985	Bruce Jones	DB	First-Team
1985	James Knowles	PK	First-Team
1986	Scott DeMott	P	Honorable Mention
1987	Wendell Phillips	DB	First-Team
1988	James Davis	LB	Honorable Mention
1988	J.D. Lane	PK	Honorable Mention
1988	Tommy Compton	QB	Honorable Mention
1989	James Davis	LB	First-Team
1989	Sedric Barnett	DB	Second-Team
1990	James Davis	LB	First-Team
1990	Bennie Jennings	TE	First-Team
1991	John Crittenden	P	First-Team
1991	Harvey Summerhill	DB	Second-Team
1992	Harvey Summerhill	DB	First-Team
1992	Tyrone Rush	RB	First-Team
1992	Ronald McKinnon	LB	Honorable Mention
1993	Tyrone Rush	RB	First-Team
1993	Ronald McKinnon	LB	First-Team
1993	Jeff Surbaugh	OL	First-Team
1994	Ronald McKinnon	LB	First-Team
1994	Israel Raybon	DT	First-Team
1994	Kin Taylor	C	First-Team
1994	Jon Thompson	OG	First-Team
1994	Keith Humphrey	LB	Third-Team
1994	Marcus Hunter	DE	Third-Team
1994	Marcus Keyes	DT	Honorable Mention
1994	Gerald Smith	DB	Honorable Mention
1994	Lee Morris	P	Honorable Mention
1994	Jamie Stoddard	PK	Honorable Mention
1995	Ronald McKinnon	LB	First-Team
1995	Israel Raybon	DT	First-Team
1995	Marcus Keyes	DT	First-Team
1995	Jon Thompson	OG	Second-Team
1995	Gerald Smith	DB	Third-Team
1995	Keith Humphrey	LB	Third-Team
1995	Jarius Hayes	TE	Honorable Mention
1995	Cody Gross	QB	Honorable Mention
1995	Michael Williams	OT	Honorable Mention
1995	Reginald Ruffin	DE	Honorable Mention
1996	Gerald Smith	DB	First-Team
1996	Reginald Ruffin	DE	Second-Team
1997	Reginald Ruffin	LB	First-Team
1997	Marcus Hill	DB	First-Team
1997	Joe Washington	OG	Third-Team
1997	Tony Faggioni	P	Honorable Mention
1997	Thomas Moore	OG	Honorable Mention
1998	Tyrone Bell	DB	Second-Team
1998	Shawn Cash	DL	Second-Team
1998	Bobby Collins	TE	Honorable Mention
1998	Tony Faggioni	P	Honorable Mention
2000	Chad Sears	DB	Third-Team
2003	Will Hall	QB	First-Team
2003	Evan Oglesby	DB	First-Team
2003	Sherwin Lyons	OT	Second-Team
2003	Travis Johnston	PK	Third-Team

# LION ALL-AMERICANS

2003	Lance Ancar	C	Honorable Mention
2004	Lance Ancar	C	Third-Team
2004	Evan Oglesby	DB	Honorable Mention
2004	Anthony Merritt	RS	Honorable Mention
2005	Lance Ancar	C	First-Team
2005	Blake Farris	DB	First-Team
2005	Chip Long	TE	First-Team
2005	Anthony Merritt	RS	Second-Team
2005	Anthony Merritt	WR	Honorable Mention
2007	Craig Fox	S	Third-Team
2007	Tim Hunt	DL	Third-Team
2008	Tom Schneider	PK	First-Team
2008	David Raymond	DB	Second-Team
2008	Will Batson	P	Honorable Mention
2008	Sam Hathorn	OL	Honorable Mention
2008	A.J. Milwee	QB	Honorable Mention
2009	Michael Johnson	LB	First-Team
2009	Marcus Sims	RB	First-Team
2009	Quinton Andrews	DB	Second-Team
2009	Harrison Beck	QB	Honorable Mention
2009	Will Batson	P	Honorable Mention
2010	Kyle Thornton	OL	First-Team
2010	Courtney Harris	DL	Second-Team
2010	Chad Daniel	DB	Third-Team
2010	Harrison Bryant	LB	Honorable Mention
2010	Josh Montgomery	PK	Honorable Mention
2011	Kyle Thornton	OL	First-Team
2011	Janoris Jenkins	DB	Second-Team
2011	Marcus Dowtin	LB	Third-Team
2011	Lee Chapple	QB	Honorable Mention
2011	Jamie Dixon	C	Honorable Mention
2012	Caleb Massey	DB	First-Team
2012	Tavarius Wilson	LB	First-Team
2013	Tavarius Wllson	LB	First-Team
2013	Caleb Massey	S	Honorable Mention
2013	Gabe Poe	LB	Honorable Mention
2013	Tyler Sizemore	C	Honorable Mention
2014	Shaquille Smith	DL	Honorable Mention
2014	Taylor Carney	DL	Honorable Mention
2014	Taylor Pontius	PK	Honorable Mention
2014	Keith Jones	OL	Honorable Mention
2015	Stephen Evans	OT	Second-Team
2015	Luke Wingo	QB	Honorable Mention
2015	Floyd Jones	S	Honorable Mention
2016	Philbert Martial	DB	First-Team
2016	Jacob Tucker	QB	Second-Team
2016	Stephen Evans	OL	Third-Team
2016	Levi Fell	DB	Honorable Mention
2016	Kevin Henke	PK	Honorable Mention

## All-American Football Foundation All-Americans

2007	Craig Fox	SS
------	-----------	----

## NAIA Helms Foundation All-Americans

1953	Harlon Hill	End
1955	Wendell Taylor	RB
1956	Max Burleson	RB
1956	Hal Sisson	OL

## C.M. Frank All-Americans

1992	Harvey Summerhill	DB	First-Team
1993	Ronald McKinnon	LB	First-Team
1993	Jeff Redcross	DL	Second-Team
1993	Tyrone Rush	RB	Second-Team
1993	Jeff Surbaugh	OL	Third-Team
1994	Ronald McKinnon	LB	First-Team
1994	Jon Thompson	OG	First-Team
1994	Marcus Hunter	DE	Second-Team
1994	Israel Raybon	DT	Third-Team
1995	Ronald McKinnon	LB	First-Team
1995	Israel Raybon	DT	First-Team

1995	Marcus Keyes	DT	First-Team
1995	Jon Thompson	OG	First-Team
1995	Cody Gross	QB	First-Team
1995	Keith Humphrey	LB	Second-Team
1995	Gerald Smith	DB	Third-Team
1995	Reginald Ruffin	DE	Third-Team
1996	Reginald Ruffin	DE	First-Team
1996	Gerald Smith	DB	First-Team
1996	A.J. Lamar	FB	Third-Team
1996	Michael Edwards	WR	Third-Team

## Daktronics / D2CCA Division II SIDs All-Americans

1993	Ronald McKinnon	LB	First-Team
1993	Jeff Redcross	DL	First-Team
1993	Tyrone Rush	RB	First-Team
1993	Jeff Surbaugh	OL	First-Team
1994	Ronald McKinnon	LB	First-Team
1994	Marcus Keyes	DT	First-Team
1994	Jon Thompson	OG	First-Team
1994	Keith Humphrey	LB	Second-Team
1994	Kin Taylor	C	Second-Team
1994	Marcus Hunter	DE	Third-Team
1995	Ronald McKinnon	LB	First-Team
1995	Israel Raybon	DT	First-Team
1995	Jon Thompson	OG	First-Team
1995	Marcus Keyes	DT	Second-Team
1995	Michael Williams	OT	Second-Team
1995	Gerald Smith	DB	Second-Team
1995	Jarius Hayes	TE	Third-Team
1995	Reginald Ruffin	DE	Third-Team
1995	Cody Gross	QB	Third-Team
1996	Gerald Smith	DB	First-Team
1996	Reginald Ruffin	DE	Second-Team
1997	Reginald Ruffin	LB	Second-Team
1997	Joe Washington	OG	Second-Team
2003	Will Hall	QB	First-Team
2005	Blake Farris	DB	First-Team
2005	Anthony Merritt	RS	First-Team
2005	Lance Ancar	C	Second-Team
2005	Chip Long	TE	Honorable Mention
2006	Anthony Merritt	AP	First-Team
2006	JoJo Bates	C	Second-Team
2008	Michael Johnson	LB	First-Team
2008	Tom Schneider	PK	First-Team
2008	David Raymond	DB	First-Team
2008	Will Batson	P	Second-Team
2008	Sam Hathorn	OL	Second-Team
2009	Calvin Wilson	OL	First-Team
2009	Michael Johnson	LB	First-Team
2009	Montrell Craft	DL	First-Team
2009	Will Batson	P	First-Team
2010	Kyle Thornton	OL	First-Team
2010	Courtney Harris	DL	First-Team
2010	Harrison Bryant	LB	Second-Team
2010	Chad Daniel	DB	Second-Team
2011	Marcus Dowtin	LB	First-Team
2011	Kyle Thornton	OL	Second-Team
2011	Janoris Jenkins	DB	Second-Team
2013	Tavarius Wilson	LB	First-Team
2015	Floyd Jones	S	Second-Team
2016	Philbert Martial	DB	First-Team
2016	Stephen Evans	OL	First-Team
2017	Chris Johnson	S	Second-Team

## American Football Quarterly NCAA Division II All-Americans

1995	Ronald McKinnon	LB	First-Team
1995	Israel Raybon	DT	First-Team
1995	Jon Thompson	OG	First-Team
1996	Gerald Smith	DB	First-Team

# LION ALL-AMERICANS

1997	Reginald Ruffin	LB	First-Team
<b>D2Football.Com All-Americans</b>			
2000	Chad Sears	DB	Second-Team
2003	Will Hall	QB	First-Team
2004	Evan Oglesby	DB	First-Team
2004	Anthony Merritt	RS	First-Team
2004	Lance Ancar	C	Honorable Mention
2005	Blake Farris	DB	First-Team
2005	Chip Long	TE	Second-Team
2005	Lance Ancar	C	Second-Team
2005	Anthony Merritt	AP	Second-Team
2006	Anthony Merritt	AP	Second-Team
2006	JoJo Bates	C	Honorable Mention
2007	Tim Hunt	DL	Honorable Mention
2007	Craig Fox	DB	Honorable Mention
2008	Tom Schneider	PK	First-Team
2008	Michael Johnson	LB	Second-Team
2008	Will Batson	P	Honorable Mention
2008	A.J. Milwee	QB	Honorable Mention
2008	Sam Hathorn	OL	Honorable Mention
2009	Michael Johnson	LB	First-Team
2009	Quinton Andrews	DB	First-Team
2009	Montrell Craft	DL	First-Team
2009	Will Batson	P	First-Team
2009	Calvin Wilson	OT	Honorable Mention
2009	Mico McSwain	WR	Honorable Mention
2010	Kyle Thornton	OL	Second-Team
2010	Courtney Harris	DL	Second-Team
2010	Chad Daniel	DB	Honorable Mention
2010	Harrison Bryant	LB	Honorable Mention
2011	Kyle Thornton	OL	First-Team
2011	Janoris Jenkins	DB	Second-Team
2011	Marcus Dowtin	LB	Honorable Mention
2013	Tavarius Wllson	LB	First-Team
2013	Caleb Massey	S	Honorable Mention
2015	Luke Wingo	QB	Honorable Mention
2015	Floyd Jones	S	Honorable Mention
2016	Philbert Martial	DB	First-Team
2016	Stephen Evans	OL	Second-Team
2016	Jacob Tucker	QB	Honorable Mention
2017	Chris Johnson	S	Second-Team

## CollegeSportsReport.Com All-Americans

2003	Travis Johnston	PK	First-Team
2004	Evan Oglesby	DB	Second-Team
2004	Lance Ancar	C	Third-Team
2005	Anthony Merritt	RS	Player of the Year
2005	Lance Ancar	C	First-Team
2005	Blake Farris	DB	First-Team
2005	Chip Long	TE	Second-Team
2005	Anthony Merritt	KR	Third-Team

## Beyond Sports Network (BSN) All-Americans

2013	Tavarius Wllson	LB	First-Team
2013	Tyler Sizemore	C	Second-Team
2013	Taylor Carney	DL	Second-Team
2013	Caleb Massey	S	Third-Team
2014	Philbert Martial	CB	Third-Team
2014	Keith Jones	OL	Fourth-Team

## All-American Numbers

1	Janoris Jenkins	Philbert Martial	
4	Marcus Hill	Quinton Andrews	
5	Harvey Summerhill		
6	John Crittenden	Michael Edwards	Evan Oglesby
7	Gerald Smith	Will Hall	Ken Triplett
9	Tyrone Bell		
10	Don Cornelius		
11	Travis Johnston	Floyd Jones	
13	Chris Johnson		
15	Cody Gross	Chad Sears	
16	Jacob Tucker		
20	Roger Ralph	James Davis	Steven Rich
21	Anthony Merritt		
22	Rick Lindsey	A.J. Lamar	
23	Max Burleson	Caleb Massey	
24	Harrison Bryant		
26	Tyrone Rush	Craig Fox	
27	Blake Farris	ShunDerrick Powell	
28	Brub Hamilton	James Knowles	
30	Tavarius Wilson		
31	Daryl Smith	Sedric Barnett	David Raymond
34	Wendell Phillips		
35	Wendell Taylor	Marcus Sims	
36	Chad Daniel		
38	Marcus Dowtin		
40	Bruce Jones		
41	Jack Redwine		
42	Keith Humphrey		
44	Ronald McKinnon		
45	Harlon Hill	Will Batson	
46	Tim Hunt		
47	Tom Schneider		
48	Montrell Craft	Taylor Pontius	
49	Courtney Harris		
51	Don Smith	Tyler Sizemore	
52	Michael Johnson		
56	Marcus Hunter		
57	Jeff Redcross		
58	Reginald Ruffin		
60	Hal Sisson	Sam Hathorn	
61	Joe Washington		
62	JoJo Bates		
65	J.D. Whited		
67	Terry Witherspoon	Sherwin Lyons	
68	Lance Ancar		
70	Mike Nord	Jon Thompson	
74	Kin Taylor		
75	Michael Williams	Stephen Evans	
77	Calvin Wilson	Kyle Thornton	
78	Jeff Surbaugh		
83	Chip Long		
84	Jarius Hayes		
86	Bennie Jennings		
90	Taylor Carney		
92	Marcus Keyes		
95	Shawn Cash		
97	Israel Raybon		

# LION ALL-AMERICANS

## All-American Bios

### 1953 • HARLON HILL • (End)

HARLON HILL became UNA's first All-American in 1953 when he was chosen for the NAIA All-America squad... Caught 12 passes for 246 yards and four touchdowns as a senior... Had 54 career catches in 34 games for 1,020 yards, 19 touchdowns and an 18.8 yard average per catch... Was National Football League Rookie of the Year in 1954 for the Chicago Bears... Was first recipient of the Jim Thorpe Trophy as NFL Most Valuable Player in 1955... An All-Pro selection in 1954, 55 and 56 and a Pro-Bowl participant in 1955, 56 and 57... Captain of the West squad in 1956 Pro-Bowl... Held Chicago career marks for most passes caught (226) and yardage gained (4,616)... also shared club record for touchdowns in a single game with four... Caught 40 career TD passes... Voted into the NAIA-Helms Foundation Hall of Fame in 1956 and into the Alabama Sports Hall of Fame in 1976... Selected to the "First Forty Years" All-Time UNA Football Team as selected by the Times Daily in 1988... Selected to the UNA All-Decade Team for 1949-58... Inducted into the UNA Athletic Hall of Fame in its initial class in 1990... Has the NCAA Division II Player of the Year award named in his honor - The Harlon Hill Trophy... Received his B.S. degree in Secondary Education from UNA in 1955 and his Master's in 1969... Wore number 45... He was selected for the 50th Anniversary UNA Football Team for 1949-98...

### 1955 • WILLIAM "BRUB" HAMILTON • (Back)

BRUB HAMILTON was named to the Associated Press All-America third team and to the Williamson System's Mid-Bracket All-America team after he ranked third in the nation in total offense as a senior with 1,369 yards... Rushed 168 times for 761 yards and completed 47 of 105 passes for 608 yards... Also handled the punting chores, kicking 35 times for a 37.2 yard average per kick... Had longest run from scrimmage in school history (94 yards) and the longest punt return (85 yards)... A native of Athens, Ala., Hamilton lettered four years for the Lions... Selected to the UNA All-Decade team for 1949-58... Received his B.S. degree in Physical Education in 1957... Wore number 28... He was selected for the 50th Anniversary UNA Football Team for 1949-98...

### 1955 • WENDELL TAYLOR • (Back)

WENDELL TAYLOR was named to the NAIA-Helms Foundation All-America team after rushing for 1,021 yards on 196 carries to become the school's first 1,000 yard rusher in a single season... Rushed for 13 TDs... Scored 21 TDs and had 1,985 yards rushing over his junior and senior seasons... Remained UNA's career rushing leader until 1971... Held single-season rushing mark of 964 yards on 166 carries and scored 13 TDs in 1954 before breaking his own mark the next season... Among his top career games were seven games of 100 yards rushing or more, including four in 1954 and three in 1955... Had 211 yards on 34 carries against East Tennessee State in 1954 for a career high... Selected as a permanent team captain in 1955... During his four years with the Lions, the teams had a combined 29-7-1 record and were a perfect 12-0 against state rivals Livingston, Jacksonville State and Troy State... A native of Bridgeport, Ala., Taylor was nicknamed "Whirlaway"... Selected to the "First Forty Years" All-Time UNA Football Team as selected by the Times Daily in 1988... Selected for the UNA All-Decade team for 1949-58... Inducted into the UNA Athletic Hall of Fame in 1992 in the third induction class... Received his B.S. degree in Marketing from UNA in 1956... Wore number 35... He was selected for the 50th Anniversary UNA Football Team for 1949-98...

### 1956 • MAX BURLESON • (Back)

MAX BURLESON earned NAIA All-America honors as a sophomore in 1956... An accomplished passer who played both quarterback and halfback for UNA... Rushed for 296 yards in 1957 on 66 carries and passed for 168 yards... Completed 40-of-70 passes for 563 yards and four touchdowns as a senior in 1959, while rushing for 356 yards... A three-year football letterman in 1956, 1957, and 1959... Also lettered in basketball and baseball... Later played professional baseball... Was one of the most successful high school football and baseball coaches in the state of Alabama at Johnson and Lee High schools in Huntsville... A native of Hackleburg, Ala., Burleson died in 1984... Selected to the UNA All-Decade team for 1949-58... Inducted into the UNA Athletic Hall of Fame as part of the second induction class in 1991... Wore number 23... He was selected for the 50th Anniversary UNA Football Team for 1949-98...

### 1956 • HAL SISSON • (Offensive Lineman)

HAL SISSON was chosen for NAIA Helms Foundation All-America honors after three seasons in which he played end, guard, and tackle for the Lions... Sisson blocked for four All-American backs at UNA... A native of Haleyville, Sisson lettered in 1954, 1955, and 1956... Was the first offensive lineman ever chosen for All-American acclaim at the school... Named to the "First Forty Years" All-Time UNA Football Team as Selected by the Times Daily in 1988 and was a member of the All-Decade team for 1949-58... He was selected for the 50th Anniversary UNA Football Team for 1949-98...

### 1957 • JACK REDWINE • (Back)

JACK REDWINE was an Associated Press Little All-American as a junior in 1957... Led team with 1,438 yards of total offense... Rushed for 808 yards in 1957 and scored 14 career touchdowns... Passed for 10 TDs... A 6-foot-2, 173-pound native of Cherokee, Ala., Redwine's 1,438 yard total was only six yards shy of leading all college football, finishing second to Washington State's Bon Newman with 1,444 yards... Rushed for 192 yards against Livingston in 1957 and had 180 against Jacksonville State in 1956... Lettered in football, basketball, baseball, and golf for the Lions... Selected to the UNA All-Decade team for 1949-58... Inducted into the UNA Athletic Hall of Fame in 1992 as part of the third induction class... Wore number 41...

### 1967 • DON CORNELIUS • (Quarterback)

DON CORNELIUS was an Associated Press Little All-American selection after fabulous career as UNA quarterback... Still holds several school records including most career passing yards at 4,309 and most yards passing in a season at 1,686... Had 5,226 yards of total offense, rushed for 33 touchdowns and passed for 22 TDs... Was responsible for all 22 TDs scored by squad in 1966, passing for 12 and rushing for 10... Cornelius came to play for the Lions after a stellar career at Lee High School in Huntsville, Ala... Broke into the starting lineup in 1964 as a freshman and held the spot for four years... Selected to the UNA All-Decade team for 1959-1968... Wore number 10... He was selected for the 50th Anniversary UNA Football Team for 1949-98...

### 1968 • RICKY LINDSEY • (Receiver)

RICKY LINDSEY was chosen for the Associated Press Little All-American honors after snagging 149 career passes for 1,611 yards during his career... Caught 12 touchdown passes and had 10 receptions in a single game... Caught 52 passes in one season which still stands as the school record... A native of Sheffield, Ala., Lindsey signed with the Cincinnati Bengals of the NFL... He teamed with Don Cornelius and Phil Logan for one of the top passing combinations in school history... Started at flanker from 1966-68 and was coached by former UNA great Harlon Hill... Selected to the "First Forty Years" All-Time UNA Football Team in 1988 and was a member of the UNA All-Decade Team for 1959-69... Inducted into the UNA Athletic Hall of Fame in 1992 as part of the third induction class... Also played baseball for the Lions and coached the UNA baseball team from 1973-74... Received his B.S. degree in Physical Education in 1969 and his Master's in Administration and Supervision in 1975... Wore number 22... He was selected for the 50th Anniversary UNA Football Team for 1949-98...

### 1975 • ROGER RALPH • (Receiver)

ROGER RALPH was named to the Associated Press All-American squad after a tremendous senior season... Was GSC's leading receiver with 48 for 767 yards... Was Gulf South Conference Offensive Player of the Year... A native of Arab, Ala., Ralph caught 4 TDs in one game for a school record and had 1,932 career receiving yards for another record... Had 122 career catches... 767 yards in 1975 was single-season mark... Selected to the "First Forty Years" All-Time UNA Football Team as selected by the Times Daily in 1988... Also named to the UNA All-Decade team for 1969-78... Wore number 20... He was selected for the 50th Anniversary UNA Football Team for 1949-98...

### 1982 • DON SMITH • (Offensive Lineman)

DON SMITH was voted first team Kodak All-American and second team Associated Press Little All-American after a stellar senior season as UNA's center... Played all three offensive line positions during his career and was long-snapper... Also an Academic All-America selection by the College Sports Information Directors of America... Played on UNA's first Gulf South Conference championship team in 1980 as team went 10-2... A native of Huntsville, Ala., Smith played on UNA squads with a combined 31-12 record from 1979-82... Only the second UNA offensive lineman ever chosen for All-American honors... Selected to the "First Forty Years" All-time UNA Football Team as selected by the Times Daily in 1988 and was named to the Gulf South Conference Team of the Decade for the 1980's... Selected for UNA All-Decade team for 1979-88... Named to the Gulf South Conference "Team of the Quarter Century" for 1971-95... Wore number 51... He was selected for the 50th Anniversary UNA Football Team for 1949-98...

### 1984 • DARYL SMITH • (Defensive Back)

DARYL SMITH was chosen first team All-American by the American Football Coaches Association and Kodak, the Associated Press and the Football News as a senior and was the first UNA player selected for the annual Blue-Gray Football Classic All-Star game and the Senior Bowl... Had 43 tackles, three interceptions, eight pass breakups, and two blocked kicks as senior... Had nine career interceptions and 132 tackles... Broke-up 27 passes... Had eight blocked kicks, including five punts, two extra points and one field goal... Had blocked punts in consecutive NCAA Division II playoff games against Virginia Union and Central State in 1983... Selected to the "First Forty Years" All-Time UNA Football Team by the Times Daily in 1988 and was selected to the UNA All-Decade team for 1979-88... One of the three Lion defensive backs selected to the Gulf South Conference Team of the Decade for the 1980's... Named to the Gulf South Conference "Team of the Quarter Century" for 1971-95... The highlight of his National Football League career was playing in Super Bowl XXIV with the Cincinnati Bengals... A native of Opelika, Ala... Wore number 31... He was selected for the 50th Anniversary UNA Football Team for 1949-98...

# LION ALL-AMERICANS

## 1985 • BRUCE JONES • (Defensive Back)

BRUCE JONES was UNA's second consensus All-America pick at cornerback in two years when he was named to the first-team All-America squad by the American Football Coaches Association and Kodak, the Associated Press and the Football News...A native of Courtland, Ala., Jones blocked six kicks, including five punts in 1985 to help lead UNA to a 12-2 record and a runner-up spot in the NCAA Division II...Scored five touchdowns during his career in the UNA secondary and made 164 tackles...Also had 10 interceptions which he returned for 172 yards...Team finished second nationally in pass defense, allowing 96.6 yards per game, second in scoring defense, allowing 7.5 points per game and fourth in total defense, allowing 198.7 yards per game...Selected to the "First Forty Years" All-Time UNA Football Team by the Times Daily in 1988 and to the UNA All-Decade team for 1979-88...One of three UNA defensive backs selected to the Gulf South Conference Team of the Decade for the 1980s...Named to the Gulf South Conference "Team of the Quarter Century" for 1971-95...Inducted into the UNA Athletic Hall of Fame in 1996...A four-year letterman and a starter from 1982-85...Wore number 40...He was selected for the 50th Anniversary UNA Football Team for 1949-98...

## 1985 • JAMES KNOWLES • (Place-Kicker)

JAMES KNOWLES was chosen as a first-team All-America kicker by the Football News after he converted on 32-of-35 extra point attempts and 18-of-26 field goal attempts in 1985 and led UNA in scoring with 86 points...A native of Montevallo, Ala., Knowles was UNA's starting place-kicker for four seasons and established an NCAA Division II record for points scored by kicking in a career (regular-season) with 263, which has since been broken...Set 12 school, nine Gulf South Conference and one NCAA record during his career...Ranked fourth in Division II history for career field goals with 45 (regular-season) when he closed his career in 1985...School and GSC records included career points scored (292), career points by a kicker (292), most extra points made and attempted in a career (139-149), most points by kicking in a season (86 in 1985), most field goals made in a season (18 in 1985) and most field goals attempted in a season (26 in 1984 and 1985)...Also set school mark for consecutive PATs made (62), most extra points made in a season (46), most extra points made in a game (7 vs. Valdosta State in 1982 and West Georgia in 1983) and longest field goal made (51 yards vs. Livingston in 1985)...UNA compiled a 37-7-4 record during Knowles four years as a kicker for the "First Forty Years" All-time UNA Football Team as selected by the Times Daily in 1988 and was named to the UNA All-Decade team for 1979-88...Chosen for the Gulf South Conference Team of the Decade for the 1980s...Named to the Gulf South Conference "Team of the Quarter Century" for 1971-95...Selected for the NCAA Division II "Team of the Quarter Century" for 1973-97...Selected for the UNA Athletic Hall of Fame in 1998...Wore number 28...He was selected for the 50th Anniversary UNA Football Team for 1949-98...

## 1987 • WENDELL PHILLIPS • (Defensive Back)

WENDELL PHILLIPS earned first-team All-America honors from the Football News in 1987 after finishing his senior season as the second leading tackler on the UNA squad with 81 stops from his safety position...Phillips finished his career at UNA with 263 tackles and 14 interceptions that he returned for 182 yards and one touchdown...Also recovered six fumbles and broke up 19 passes in his career...Finished second on team in tackles as a junior in 1986 with 89 tackles...Had 60 tackles (25 solo) as a sophomore and 33 stops (19 solo) as a freshman...He continued the tradition of great Lion defensive backs, becoming the fourth DB in four years to earn major acclaim...Phillips started in secondary as a freshman with Daryl Smith and Bruce Jones, who were named All-Americans, and Lewis Billups, who played in both the Blue-Gray Game and Senior Bowl and was the highest NFL draft choice ever from the Gulf South Conference...Helped lead UNA to the NCAA Division II National Championship Game as a sophomore in 1985 as a starter on one of the best defensive units ever assembled in Division II...One of the hardest hitters in UNA history...Also earned first-team All-Gulf South Conference honors as a senior...UNA had a 30-13-4 on-field record during his four years on the squad...Selected for the "First Forty Years" All-time UNA Football Team as selected by the Times Daily in 1988 and for the UNA Team of the Decade for 1979-88...A native of Leighton, Ala...Wore number 37...He was selected for the 50th Anniversary UNA Football Team for 1949-98...

## 1989, 1990 • JAMES DAVIS • (Linebacker)

JAMES DAVIS was the first Lion player to achieve first-team All-America status in two different seasons...He was chosen for the first-team All-America status in two different seasons...He was chosen for the first-team of the Football Gazette All-America team in 1989 and was a first-team selection for the Kodak-American Football Coaches Association team, the Associated Press Little All-America team and the Football Gazette All-America team in 1990...He closed his career as the leading tackler in UNA and Gulf South history with 528 total stops...He made 147 tackles in 1990 to become the first Lion to ever make more than 100 tackles in three different seasons...During 1990 he was named Gulf South Conference Defensive Player of the Week three times and was the National Division II Defensive Player of the Week twice and Regional Defensive Player of the Week another time by the Football Gazette and USA Today...He was named state Small College Athlete of the Year by the Alabama Sports Writers Association in 1990...He was a two-time All-GSC and two-time Academic All-GSC selection in 1989 and 1990...Davis also won the National Phi Beta Lambda Impromptu Speaking Competition in 1990 at the National Leadership Conference in Washington, D.C...He also received the Gulf South Conference Commissioner's Trophy as the top male student-athlete in the league in 1990-91...In 1989 he tied his own school record for tackles in a season with 156...Following the 1989 season he was selected to the GSC Team of the Decade for the 1980s and was the only active player chosen for the squad...Holds school single-game tackle mark with 24 in the 1988 season-opener against Alabama A&M...Intercepted nine passes in his career and was a three-year starter...Made 10 or more tackles in a game nine times as a sophomore, in all 11 games his junior season and in eight games as a senior...Made six career quarterback sacks...Was an Honorable Mention All-America pick by the Football News in 1988...Named to the Gulf South Conference "Team of the Quarter Century" for 1971-95...A native of Clanton, Ala...Wore number 20...He was selected for the 50th Anniversary UNA Football Team for 1949-98...

## 1989 • SEDRIC BARNETT • (Defensive Back)

SEDRIC BARNETT was chosen second-team All-American by the Football Gazette in 1989...Made 44 tackles with 30 primary stops...Recovered four fumbles, caused one, intercepted five passes and broke-up nine...Returned the interceptions for 11 yards and added one quarterback sack...Made 135 career tackles and pulled in seven interceptions from 1986-89...A first-team All-Gulf South Conference pick in 1989...Started three years for the Lions...A native of Florence...Wore number 31, the second UNA All-American defensive back to wear that number...

## 1990 • MIKE NORD • (Offensive Line)

MIKE NORD transferred to UNA from the University of Kentucky prior to his senior season and was a first-team Associated Press All-American selection in 1990 for the Lions...The team went 8-3 and advanced to the NCAA Division II playoffs...At 6-feet-7, 290 pounds, Nord started all 11 games for UNA in 1990 as the team led the Gulf South Conference in scoring offense and total offense...He was selected to the Senior Bowl and became the third Lion to ever participate in the game...He was also the first Lion to play in the East-West Shrine All-Star Game...He became the third offensive lineman in UNA football history to achieve first-team All-America status and his selection, along with James Davis to the AP, Kodak and Football Gazette teams and Bennie Jennings to the Football Gazette squad, marked the first time three Lions were named first-team All-American in the same season...He was second-team All-GSC selection...A native of Louisville, Ky...Wore number 70...

## 1990 • BENNIE JENNINGS • (Tight End)

BENNIE JENNINGS was named to the first-team of the Football Gazette All-America squad as a senior after making 29 catches for 456 yards and four touchdowns...A three-time All-Gulf South Conference pick - as a freshman, sophomore and senior, Jennings closed his career at UNA with 61 catches for 980 yards...A four-year letterman and starter for the Lions, Jennings played defense for most of his junior year after being projected as a pre-season All-American at tight end...But in 1990 he switched back to offense and lived up to that All-American billing as he helped take UNA to an 8-3 record and a spot in the Division II playoffs...A native of Fayetteville, Tenn...Wore number 86...He was selected for the 50th Anniversary UNA Football Team for 1949-98...

## 1991 • JOHN CRITTENDEN • (Punter)

JOHN CRITTENDEN was selected for the second-team of the Associated Press All-America team and the first-team of the Football Gazette All-America squad as a junior in 1991...He became the first Lion punter ever to take first or second-team All-America honors...He finished second in NCAA Division II in punting with a 43.2 average on 49 punts...In his first game as a Lion punter against Central Missouri State, he set school records for the longest punt and the best punting average in a game...His first punt as a Lion went 80 yards and he averaged 52.0 yards per punt in the game...His 43.2 average also set the UNA single season record and he just missed the Gulf South Conference record for a season at 43.5 set by Jacksonville State's Greg Lowery in 1982...He also was a first-team All-GSC pick by the league's coaches...In 1992 he was also first-team All-GSC as a senior, averaging 42.6 yards per kick on 47 punts to again lead the league...His 42.9 yard average on 96 career punts also set the UNA career record...Named to the Gulf South Conference "Team of the Quarter Century" for 1971-95...Punted bare-footed...He is a native of Carrollton, Miss...Wore number

# LION ALL-AMERICANS

6...He was selected for the 50th Anniversary UNA Football Team for 1949-98...

## **1991, 1992 • HARVEY SUMMERHILL • (Defensive Back)**

HARVEY SUMMERHILL, a native of Tusculumbia, became UNA's second two-time All-American...He was named to the second-team of the Football Gazette All-America squad as a junior in 1991 and was a consensus All-America pick as a senior in 1992 when he was selected by Kodak and the American Football Coaches Association, the Associated Press, the Football Gazette and the C.M. Frank All-America teams...He was selected first-team All-Gulf South Conference by the league's coaches in 1990, 1991 and 1992, making him just the second Lion football player to ever be a three-time first-team All-GSC pick...During his four-year career as a starter with the Lions, he made 312 tackles and 171 primary stops...He had 12 interceptions and 22 pass-breakups...He made 73 tackles in his senior season with 51 primary stops and two interceptions as UNA led the league in scoring defense and total defense and advanced to the quarterfinals of the Division II playoffs...Summerhill's selection continued the tradition of Lion All-American defensive backs, making him the fifth UNA defensive back in an eight-year period to be named first or second-team All-American - joining Darryl Smith, Bruce Jones, Wendell Phillips and Sedric Barnett...Named to the Gulf South Conference "Team of the Quarter Century" for 1971-95...Wore number 5...He was selected for the 50th Anniversary UNA Football Team for 1949-98...Named to Gulf South Conference Team of the 1990s.

## **1992, 1993 • TYRONE RUSH • (Running Back)**

TYRONE RUSH was selected first-team All-American by the Football Gazette in 1992, following his junior season in which he rushed for 1,364 yards and six touchdowns...He led the Gulf South Conference in rushing and was selected first-team All-GSC for the second time in his career...He finished sixth in the voting for the Harlon Hill Trophy as the NCAA Division II College Player of the Year and was the top finisher among underclassmen...He averaged 113.7 yards per game and 6.2 yards per carry in helping UNA to lead the GSC in rushing offense and advance to the quarterfinal round of the NCAA Division II playoffs...Selected GSC Offensive Player of the Year...Set school records by rushing for 100 yards or more in eight games in 1992 and in five consecutive games...He was just the fourth Lion to ever rush for more than 1,000 yards in a season and he broke UNA's single-season rushing mark with his 1,364 yards...He also broke the regular-season mark with 1,136 yards...As a senior in 1993 he was selected first-team All-American by the Associated Press, Kodak, the Football Gazette and the NCAA Division II Sports Information Directors... He was selected as the runner-up for the Harlon Hill Trophy as the NCAA Division II Player of the Year after helping the Lions go 14-0 and win the Gulf South Conference and NCAA Division II National Championships... He was first-team All-GSC and was the GSC Offensive Player of the Year for the second straight year after leading the league in rushing and scoring...Set a UNA single season mark with 1,466 yards, scoring 17 touchdowns on 237 attempts...Named first-team All-South Region and was selected to play in the inaugural Snow Bowl NCAA Division II All-Star Game in Fargo, N.D...Named National Player of the Week against Delta State in 1993 after rushing for a school-record 248 yards on 22 carries against the Statesmen...Other school and GSC marks set in 1993 included points scored in a season (116), rushing touchdowns in a season (19) and touchdowns scored in a season (19)...Finished his career with 4,421 yards to become UNA's and the GSC's all-time leading rusher...had 791 carries, scored 36 touchdowns rushing and had a 5.4-yard average per carry in his career...Set UNA all-purpose yardage career mark as well with 6,020 yards, almost 2,000 more than the Troy Nelson in second place...His 37 career TDs scored tied the school record and his career rushes and TDs rushing were school records...His 4,421 career total yards ranks second at UNA and his 21 career 100-yard rushing games set a school mark...Named to the Gulf South Conference "Team of the Quarter Century" for 1971-95...A native of Philadelphia, Miss...Wore number 26...He was selected for the 50th Anniversary UNA Football Team for 1949-98...Named to Gulf South Conference Team of the 1990s.

## **1993, 1994, 1995 • RONALD MCKINNON • (Linebacker)**

RONALD MCKINNON was selected first-team All-American by the NCAA Division II Sports Information Directors, the Football Gazette and C.M. Frank as a sophomore in 1993, and was a third-team pick by the Associated Press...Selected first-team All-GSC for the second straight season...Led UNA with 175 tackles, including 106 primary stops...Added five caused fumbles, three pass break-ups, three quarterback pressures, three tackles for loss, three interceptions and one blocked kick...Helped the Lions go 14-0, winning the GSC and NCAA Division II National Championships...A first-team All-South Region pick...Selected as the GSC's Defensive Player of the Week against Valdosta State, with 17 tackles and two interceptions in the game that gave UNA the GSC championship, and was Football Gazette/USA Today Division II Player of the Week with 17 tackles in UNA's national championship win over Indiana-Pennsylvania...Selected GSC Freshman of the Year in 1992...

Selected first-team All-American in 1994 by the American Football Coaches Association, the Associated Press, the Football Gazette, the Division II Sports Information Directors and C.M. Frank...Selected NCAA Division II National Player of the Year by CNN College Football Preview and Danny Sheridan, Football Gazette National Defensive Back of the Year and C.M. Frank Small University Defensive Player of the Year...Named GSC Defensive Player of the Week vs. Youngstown State and was Football Gazette National Defensive Player of the Week for his efforts in the National Championship Game...His interception deep in UNA territory with just over two minutes left preserved a 16-10 Lion win over Texas A&M-Kingsville

in the championship contest...Led the Lions in tackles for a third straight year with 159 stops, including 110 primary stops...The Lions went 13-1 in 1994 and won their second consecutive Gulf South Conference and NCAA Division II National championships...

In 1995 McKinnon became just the fifth three-time consensus first-team All-American in Division II history and was selected the winner of the Harlon Hill Trophy as NCAA Division II National Player of the Year, becoming the first defensive player to win the award...Also selected Football Gazette National Player of the Year, Football Gazette Defensive Player of the Year, first-team CoSIDA NCAA Division II All-American, first-team Associated Press Little All-American, first-team American Football Coaches Association All-American, first-team Football Gazette All-American, first-team American Football Quarterly NCAA Division II All-American and first-team C.M. Frank All-American...Became just the third player in Gulf South Conference history to be first-team All-GSC four straight years...Also selected Gulf South Conference Defensive Player of the Year for the second straight year, was first-team CoSIDA NCAA Division II All-South Region, participated in the 1995 Snow Bowl NCAA Division II All-Star Game and was selected as the East Defensive Most Valuable Player... Gulf South Conference Defensive Player of the Week vs. Alabama A&M on Sept. 9 and vs. Valdosta State on Oct. 28, Football Gazette Division II Regional Defensive Player of the Week vs Carson-Newman on Nov. 25, Football Gazette Division II National Defensive Player of the Week vs Ferris State on Dec. 2, Football Gazette Division II National Defensive Player of the Week vs Pittsburg State on Dec. 9, permanent team captain and UNA's Defensive Most Valuable Defensive Player...Closed his career as the leading tackler in school and GSC history with 621 total stops and 407 primary stops...Had 29 career tackles for loss, seven sacks, 11 interceptions and recovered five fumbles...As a senior he had 139 tackles, 11 tackles for loss, four interceptions and four sacks...The Lions went 14-0 in 1995...Played on teams with a combined 48-5-1 record that included three straight GSC championships and three straight NCAA Division II National Championships...The Lions defense led Division II in rushing and scoring defense and was second in total defense...UNA led the GSC in all four defensive categories...A four-year starter, missing just one start, due to injury, in 54 career games...Named to the Gulf South Conference "Team of the Quarter Century" for 1971-95... Selected the "GSC Defensive Player of the Quarter Century" for 1971-95...Selected for the NCAA Division II "Team of the Quarter Century" for 1973-97...Signed as a free agent with the Arizona Cardinals following his senior season...A native of Elba, Ala...Wore number 44... He was selected for the 50th Anniversary UNA Football Team for 1949-98...Named Alabama Sports Writers Association State Professional Athlete of the Year for 1998...Named to Gulf South Conference Team of the 1990s.

## **1993 • JEFF REDCROSS • (Defensive End)**

JEFF REDCROSS was selected first-team All-American by the NCAA Division II Sports Information Directors and the Football Gazette in 1993, and was a second-team pick by the Associated Press and C.M. Frank...He was named the Division II National Defensive Player of the Year by the Football Gazette and was selected first-team All-GSC and the GSC's Defensive Player of the Year in voting by the league's head coaches...A second-team All-South Region selection...Selected GSC Defensive Player of the Week in the Lions 44-32 win at Portland State...Finished fifth on the team in tackles with 82 total stops, including 51 primary hits...Caused one fumble, recovered three, broke-up six passes, had 20 quarterback pressures, 15 tackles for loss and seven sacks for a combined 107 yards in losses...Also blocked an extra-point...The Lions went 14-0, winning the GSC and NCAA Division II National Championships...Played on teams with a combined 32-14-1 record and helped take the Lions to the NCAA playoffs in 1990, 1992 and 1993...For his career, he made 179 tackles in three seasons as a starter on defense, with 104 primary stops, 22 tackles for loss and 10 sacks... Played his freshman season at tight end...A native of Huntsville, Ala...Wore number 56... He was selected for the 50th Anniversary UNA Football Team for 1949-98...Named to Gulf South Conference Team of the 1990s.

## **1993 • JEFF SURBAUGH • (Offensive Guard)**

JEFF SURBAUGH was selected first-team All-American by the NCAA Division II Sports Information Directors and the Football Gazette in 1993, was a second-team pick by the Associated Press and a third-team selection by C.M. Frank...A first-team All-Gulf South Conference and All-South Region pick who was later selected to play in the inaugural Snow Bowl NCAA Division II All-Star Game...Helped lead the way for an offensive line that powered UNA to more than 70 school records in 1993...Team went 14-0 to win the GSC and NCAA Division II National Championships...The Lions rushed for 5,196 yards, averaged 371.1 yards rushing per game and 481.0 total yards per game to set UNA and GSC records...The team's 63 rushing touchdowns were 20 more than any team in GSC history and the Lions averaged 7.0 yards per play for the entire season...A native of New Martinsville, W.V...Wore number 78...He was selected for the 50th Anniversary UNA Football Team for 1949-98...Named to Gulf South Conference Team of the 1990s.

# LION ALL-AMERICANS

## 1994, 1995 • KEITH HUMPHREY • (Linebacker)

KEITH HUMPHREY was selected second-team All-American by the Division II Sports Information Directors and third-team All-American by the Associated Press and the Football Gazette as a junior in 1994...Selected first-team All-Gulf South Conference for a second straight year...Named Gulf South Conference Defensive Player of the Week in wins over Delta State and Valdosta State...Was the second leading tackler for UNA's Purple Swarm defense with 138 total tackles, including 87 primary stops...Added a school record seven recovered fumbles, caused two fumbles, had 21 tackles for loss of 45 yards, one quarterback sack and one interception...The Lions went 13-1 in 1994 and won their second consecutive Gulf South Conference and NCAA Division II National championships....

In 1995 Humphrey was selected second-team Associated Press Little All-American, second-team C.M. Frank All-American, third-team Football Gazette All-American, first-team All-Gulf South Conference, first-team CoSIDA NCAA Division II All-South Region, Gulf South Conference Player of the Week vs. Central Arkansas on Oct. 14 and Gulf South Conference Player of the Week vs. Henderson State on Oct. 21...Set school records for career tackles for loss (49) and fumbles recovered (11)...Made 380 career tackles, with 250 primary stops, 49 tackles for loss of 139 yards in losses, 4.5 sacks for 23 yards and nine interceptions...Made 108 tackles as a senior with 21 tackles for loss, 2.5 sacks and three interceptions...Lions went 14-0 in 1995, including an 8-0 record in the GSC...Played on UNA teams with a combined 48-5-1 record that included three GSC championships and three Division II National Championships...A three-year starter...The Lions defense led Division II in rushing and scoring defense and was second in total defense...UNA led the GSC in all four defensive categories...Selected as a permanent team captain...A native of Huntsville, Ala...Named to the Gulf South Conference "Team of the Quarter Century" for 1971-95...Wore number 42...He was selected for the 50th Anniversary UNA Football Team for 1949-98...Named to Gulf South Conference Team of the 1990s.

## 1994 • MARCUS HUNTER • (Defensive End)

MARCUS HUNTER was selected second-team All-American by C.M. Frank and third-team All-American by the Football Gazette and the Division II Sports Information Directors...Finished the season with 69 total tackles, including 32 primary stops, 12 tackles for loss, 6.5 quarterback sacks and two recovered fumbles...Accounted for 94 yards in losses...Selected first-team All-Gulf South Conference as a senior and was GSC Defensive Player of the Week against Central Arkansas...Selected to play in the second Snow Bowl - NCAA Division II All-Star Game...The Lions went 13-1 in 1994 and won their second consecutive Gulf South Conference and NCAA Division II National championships...Started on both championship teams and started on three playoff squads in his four years with the Lions...Played for teams with a combined 37-12-1 record, which tied for the winningest senior class in school history...Was also All-GSC as a sophomore in 1992 and was 1991 GSC Freshman of the Year...A native of Moundville, Ala...Wore number 56...He was selected for the 50th Anniversary UNA Football Team for 1949-98...

## 1994, 1995 • MARCUS KEYES • (Defensive Tackle)

MARCUS KEYES was selected first-team All-American by the Division II Sports Information Directors as a junior in 1994...A transfer to UNA in 1994, Keyes made 82 total tackles, including 48 primary stops, caused four fumbles, recovered one, had 20 quarterback pressures, eight tackles for loss and six quarterback sacks...Blocked a Valdosta State field goal attempt in double-overtime to help pave the way for a 27-24 UNA win...Selected first-team All-Gulf South Conference and was the GSC Defensive Player of the Week against Mississippi College...The Lions went 13-1 in 1994 and won their second consecutive Gulf South Conference and NCAA Division II National championships...

In 1995, Keyes was selected first-team Football Gazette All-American, first-team C.M. Frank All-American, second-team Associated Press Little All-American and second-team CoSIDA NCAA Division II All-American...Also a first-team All-Gulf South Conference pick, first-team CoSIDA NCAA Division II All-South Region, participated in the 1995 Blue-Gray All-Star Classic and participated in the 1995 Senior Bowl...Made 140 tackles in two seasons with 80 primary stops and nine sacks for 51 yards...Helped lead UNA to a 14-0 record in 1995 and the GSC and NCAA Division II championships...The Lions defense led Division II in rushing and scoring defense and was second in total defense...UNA led the GSC in all four defensive categories...Named to the Gulf South Conference "Team of the Quarter Century" for 1971-95...A native of Taylorsville, Miss...Drafted and signed by the Chicago Bears following his senior season...Wore number 92... He was selected for the 50th Anniversary UNA Football Team for 1949-98...Named to Gulf South Conference Team of the 1990s.

## 1994, 1995 • ISRAEL RAYBON • (Defensive Tackle)

ISRAEL RAYBON was selected first-team All-American by the Football Gazette and second-team All-American by C.M. Frank as a junior in 1994...Named first-team All-Gulf South Conference as well...Made 64 total tackles in 1994, including 43 primary stops, caused one fumble, had 13 tackles for 54 yards in losses, five quarterback sacks for 33 yards in losses, 10 quarterback pressures, two blocked kicks and returned an interception for a touchdown against West Georgia...The Lions went 13-1 in 1994 and won their second consecutive Gulf South Conference and NCAA Division II National championships....

In 1995, Raybon was selected first-team Football Gazette All-American, Football Gazette NCAA Division II Defensive Lineman of the Year, first-team American Football Quarterly NCAA Division II All-American, first-team CoSIDA NCAA Division II All-American, first-team Associated Press little All-American and first-team C.M. Frank All-American...Participated in 1995 Blue-Gray All-Star Classic and was selected as the Gray Defensive Most Valuable Player... Also participated in the 1995 East-West Shrine Classic... Chosen first-team All-Gulf South Conference, first-team CoSIDA NCAA Division II All-South Region, Gulf South Conference Player of the Week vs. Mississippi College on Sept. 9 and Football Gazette Division II National Player of the Week vs. Mississippi College on Sept. 9...Played on UNA teams with a combine 48-5-1 record that included three straight GSC titles and three straight Division II National Championships...UNA went 14-0 in 1995 and the Lions defense led Division II in rushing and scoring defense and was second in total defense...UNA led the GSC in all four defensive categories...Finished his career with 187 stops and 116 primary stops...Had 32 tackles for loss of 98 yards and 12.5 sacks for 92 yards...Set a school record with nine career blocked kicks...Selected permanent team captain...Named to the Gulf South Conference "Team of the Quarter Century" for 1971-95...Drafted and signed by the Pittsburgh Steelers following his senior season... Also played with the Carolina Panthers...Played with the New York/New Jersey Hitmen in the XFL in 2000...Selected for the NCAA Division II "Team of the Quarter Century" for 1973-97...A native of Huntsville, Ala...Wore number 97...He was selected for the 50th Anniversary UNA Football Team for 1949-98... Named to Gulf South Conference Team of the 1990s.

## 1994 • KIN TAYLOR • (Center)

KIN TAYLOR was selected first-team All-American by the Football Gazette and second-team All-American by the Division II Sports Information Directors as a senior in 1994...The Lions went 13-1 in 1994 and won their second consecutive Gulf South Conference and NCAA Division II National championships...Lions finished fifth nationally in rushing (303.9) and 14th in scoring (36.2)...A three-year starter and four-year letterman...Played for teams with a combined 37-12-1 record, which tied for the winningest senior class in school history...A two-time Academic All-GSC selection as well...Played in 1994 Snow Bowl...A native of Eclectic, Ala...Wore number 74...He was selected for the 50th Anniversary UNA Football Team for 1949-98...

## 1994, 1995 • JON THOMPSON • (Offensive Guard)

JON THOMPSON was selected first-team All-American by the Associated Press, the Division II Sports Information Directors and C.M. Frank, and second-team All-American by the Football Gazette as a junior in 1994...The Lions went 13-1 in 1994 and won their second consecutive Gulf South Conference and NCAA Division II National championships...Lions finished fifth nationally in rushing (303.9) and 14th in scoring (36.2)...

In 1995 Thompson was selected to the first-team Associated Press Little All-American, first-team CoSIDA NCAA Division II All-American, first-team American Football Quarterly NCAA Division II All-American, first-team C.M. Frank All-American, second-team Football Gazette All-American, first-team All-Gulf South Conference and first-team CoSIDA NCAA Division II All-South Region... Selected as a permanent team captain...Helped lead UNA to a 14-0 record and a Division II National Championship in 1995...A four-year starter for teams with a combined 48-5-1 record that included three straight GSC titles and three straight Division II National Championships...Selected All-GSC four straight years, with a second-team selection as a freshman, followed by three straight years on the first team...Named to the Gulf South Conference "Team of the Quarter Century" for 1971-95...Selected for the NCAA Division II "Team of the Quarter Century" for 1973-97...A native of Muscle Shoals, Ala...Wore number 70...He was selected for the 50th Anniversary UNA Football Team for 1949-98...Named to Gulf South Conference Team of the 1990s.

## 1995 • JARIUS HAYES • (Tight End)

As a senior in 1995, JARIUS HAYES was selected first-team All-Gulf South Conference, first-team CoSIDA NCAA Division II All-South Region, participated in the Snow Bowl NCAA Division II All-Star Game, was selected third-team CoSIDA NCAA Division II All-American and honorable mention Football Gazette All-American...Started 54 consecutive games from 1992-95 at tight end...Closed his career with 21 catches for 450 yards and four touchdowns and rushed for three touchdowns, including a 68-yard TD run against Arkansas Tech...Caught seven passes for 155 yards as a senior... Permanent team captain...Played for UNA teams with a combined 48-5-1 record that included three straight GSC titles and three straight Division II National Championships...Named to the Gulf South Conference "Team of the Quarter Century" for 1971-95...Drafted and signed by the Arizona Cardinals following his senior season...A native of Muscle Shoals...Wore number 84...He was selected for the 50th Anniversary UNA



# LION ALL-AMERICANS

Football Team for 1949-98...Named to Gulf South Conference Team of the 1990s.

## 1995 • CODY GROSS • (Quarterback)

CODY GROSS was selected first-team All-Gulf South Conference, Gulf South Conference Offensive Player of the Year, first-team CoSIDA NCAA Division II All-South Region, first-team C.M. Frank All-American, third-team CoSIDA NCAA Division II All-American and honorable mention Football Gazette All-American as a senior in 1995...Had a 41-2 record as a starting quarterback from 1992-95 including a 12-1 record as a starter in the NCAA playoffs...Set school records for career rushing touchdowns and touchdowns scored (40), career touchdowns responsible for (65) and career total offense (5,614)...His only two losses as a starter were to 1992 Division II National Champion Jacksonville State in the NCAA quarterfinals (12-10) and to 1994 Division I-AA National Champion Youngstown State (17-14) in Youngstown in a regular-season matchup...Despite suffering a torn muscle, he played extensively in the 1995 Division II Championship Game, leading three scoring drives in a 27-7 win over Pittsburg State...Led UNA to 14-0, 13-1 and 14-0 records from 1993-95 and played on UNA teams with a combined 48-5-1 record that included three straight GSC titles, three straight national championships and four straight playoff appearances...Permanent team captain, and UNA's Offensive Most Valuable Offensive Player in 1995...Named to the Gulf South Conference "Team of the Quarter Century" for 1971-95...A native of Rogersville, Ala...Wore number 15... He was selected for the 50th Anniversary UNA Football Team for 1949-98...Named to Gulf South Conference Team of the 1990s.

## 1995 • MICHAEL WILLIAMS • (Offensive Tackle)

MICHAEL WILLIAMS was selected first-team All-Gulf South Conference, first-team CoSIDA Division II All-South Region, second-team CoSIDA NCAA Division II All-American and honorable mention Football Gazette All-American as a senior in 1995...A four-year starter who started 54 consecutive games from 1992-95 on teams with a combined 48-5-1 record that included three straight GSC titles and three straight NCAA Division II National Championships...A three-time Academic All-Gulf South Conference selection as well...A native of Rogersville, Ala...Wore number 75...He was selected for the 50th Anniversary UNA Football Team for 1949-98...Named to Gulf South Conference Team of the 1990s.

## 1995, 1996 • GERALD SMITH • (Defensive Back)

GERALD SMITH was selected first-team All-Gulf South Conference, first-team CoSIDA NCAA Division II All-South Region, second-team CoSIDA NCAA Division II All-American, third-team Football Gazette All-American and third-team C.M. Frank All-American as a junior in 1995...Made 67 tackles to finish fourth on the team...Had 53 primary stops, four interceptions and 12 pass break-ups...UNA went 14-0 in 1995 to claim its third straight GSC and Division II National Championships...The Lions defense led Division II in rushing and scoring defense in 1995, was second in total defense and 13th in passing efficiency defense.

In 1996 Smith was selected first-team All-American by the American Football Coaches Association, the Associated Press, CoSIDA and American Football Quarterly, and was a second-team All-American pick by the Football Gazette...Made 74 tackles as a senior to lead UNA...Had 57 primaries, 17 assists tied for the GSC lead with five interceptions...Closed his career with 310 total tackles, making 228 primary stops and 82 assists...Made 14 interceptions for 79 yards and one touchdown, and added 14 tackles for loss of 54 yards, four fumble recoveries, 11 caused fumbles and 45 pass break-ups...A four-year starter and three-time All-GSC selection who played on UNA teams with a combined 47-6 record that included three straight GSC titles and three straight national championships...A native of Moss Point, Miss...Wears number 7...He was selected for the 50th Anniversary UNA Football Team for 1949-98...Named to Gulf South Conference Team of the 1990s.

## 1995, 1996, 1997 • REGINALD RUFFIN (Defensive End, Linebacker)

REGINALD RUFFIN became UNA's second three-time All-American and is the only Lion to ever earn All-America honors at two different positions...He was an All-America pick at defensive end in 1995 and 1996, and at linebacker in 1997...

In 1995 he was selected first-team All-Gulf South Conference, first-team CoSIDA NCAA Division II All-South Region, third-team CoSIDA NCAA Division II All-American, third-team C.M. Frank All-American and honorable mention Football Gazette All-American in 1995...Selected Gulf South Conference Defensive Player of the Week vs Albany State on Sept. 2...The Lions defense led Division II in rushing and scoring defense in 1995, was second in total defense and 13th in passing efficiency defense...UNA went 14-0 in 1995 to claim its third straight GSC and Division II National Championships...

In 1996, Ruffin was selected second-team All-American by the Associated Press, CoSIDA and the Football Gazette...Was selected All-Gulf South Conference and first-team CoSIDA All-South Region...Made 51 tackles with 14 quarterback pressures, nine tackles for loss of 41 yards, 9.5 sacks for 91 yards and recovered two fumbles...

A two-time All-American on the defensive line, in 1997 Ruffin was selected first-team All-American by the Associated Press, the Football Gazette and the American Football Coaches Association, and was a second-team All-America pick by Daktronics as a linebacker...He was first-team All-GSC for a third straight year and was first-team All-South Region...He made 122 total tackles, with 89 primary stops, three caused fumbles, two recovered fumbles, 17

tackles for loss of 42 yards, four sacks for 30 yards and two interceptions.

A four-year starter who set a school record with 34 career sacks and set the school single-season sack record with 11 in 1994...His career sacks and tackles for loss total 431 yards in losses...He played for UNA teams with a combined 43-9 record that included two national championships and two GSC titles...Selected GSC Freshman of the Year in 1994...A native of Butler, Ala...Wore number 58...He was selected for the 50th Anniversary UNA Football Team for 1949-98...Named to Gulf South Conference Team of the 1990s.

## 1996 • A.J. LAMAR • (Running Back)

A.J. LAMAR was a third-team All-America pick by C.M. Frank in 1996 after rushing for 959 yards on 170 carries...Averaged 5.6 yards per carry...Scored 14 touchdowns...A Cullman, Ala., native, Lamar played in the UNA backfield from 1993-96 and was a member of three straight Gulf South Conference and NCAA Division II National Championship teams...He rushed for 2,587 career yards on 401 carries and scored 31 touchdowns...Rushed for 1,024 yards in 1995 on 146 carries with 10 TDs as a junior...Averaged 6.4 yards per carry for his career...UNA's leading rusher as a junior and senior...Scored 32 career TDs with 31 of those on the ground...First-team All-Gulf South Conference in 1995 and 1996...Earned one GSC Offensive Player of the Week award against Henderson State in 1995...UNA Team of the Decade for 1989-98.

## 1997 • MARCUS HILL • (Defensive Back)

MARCUS HILL was selected first-team All-American by the Football Gazette and was a second-team All-American by the Associated Press...He was also a first-team All-Gulf South Conference and first-team All-South Region pick...He led UNA with 123 total tackles, with 79 primary stops, two caused fumbles, one recovered fumble, 15 pass break-ups and six interceptions...He helped the Lions to a 9-3 record in 1997 and an NCAA playoff berth...A four-year letterman and three-year starter...Closed his career with 10 interceptions...A native of Russellville, Ala...Wears number 4... Named to Gulf South Conference Team of the 1990s.

## 1997 • JOE WASHINGTON • (Offensive Guard)

JOE WASHINGTON was selected second-team All-American by Daktronics and third-team All-American by the Football Gazette...He was also first-team All-Gulf South Conference and first-team All-South Region...He helped UNA to a 9-3 record in 1997 and an NCAA playoff berth...He played for UNA teams with a combined 43-9 record that included two national championships and two GSC titles...A four-year letterman from 1994-97 and a two-year starter...A native of Huntsville, Ala...Wore number 61...

## 1998 • SHAWN CASH • (Defensive End)

SHAWN CASH was selected as a second-team All-American in 1998 by the Football Gazette...He made 47 tackles with 30 primary stops...Had a school record five sacks on Sept. 26, 1998 against Central Arkansas...Selected GSC Defensive Player of the Week and Football Gazette National Defensive Player of the Week for the Central Arkansas game...Finished the season with 10 sacks, only one shy of the school single-season record...In his two years at UNA, he had 89 tackles with 15 sacks and 13 tackles for loss...Named All-Gulf South Conference and Daktronics All-South Region...A native of McLellenville, S.C...Wore number 95...

## 1998 • TYRONE BELL • (Defensive Back)

TYRONE BELL was selected second-team All-American by the Football Gazette in 1998...That season he had 43 tackles, 6.5 tackles for loss, and six interceptions...He was selected All-Gulf South Conference and All-South Region in 1998...He was a four-year Lion letterman in 1994-95 and 1997-98...He closed his UNA career with 10 interceptions and 148 career tackles...He was a member of two UNA National Championship teams and the Lions went to the playoffs three times in his four years at the school...He was drafted in the sixth round of the NFL Draft by the San Diego Chargers...Played with the Memphis Maniax of the XFL in 2000...A native of West Point, Miss...Wore number 9...

## 2000 • CHAD SEARS • (Defensive Back)

CHAD SEARS was selected second-team All-American by D2Football.com and was a third-team All-American pick by the Football Gazette in 2000...He was first-team All-Gulf South Conference in 2000 and second-team in 1999...As a senior he was also Daktronics first-team All-South Region and played in the Cactus Bowl - NCAA Division II All-Star game...He made 83 tackles as a senior with four interceptions...During his career he made 293 total tackles and had six interceptions to go with 10 tackles for loss of 22 yards, nine caused fumbles and eight fumble recoveries...He led the Lions in tackles each of his last two seasons at UNA...A native of Russellville, Ala., he was a four-year letterman for the Lions from 1997-2000...Wore number 15...

# LION ALL-AMERICANS

## 2003 • WILL HALL • (Quarterback)

WILL HALL was selected first-team All-American by the Associated Press, Daktronics, Football Gazette and D2Football.com as a senior in 2003... He won the 2003 Harlon Hill Trophy as NCAA Division II College Football Player of the Year and led the NCAA Division II in passing efficiency in 2003 with a 173.3 rating... He completed 267 of 372 passes for 3,531 yards and 30 touchdowns in 2003 - all school records... He led the Lions to a 13-1 record that included the first perfect 11-0 regular-season in school history, a Gulf South Conference championship and a spot in the semifinals of the NCAA Division II playoffs... He played in the Cactus Bowl NCAA Division II All-Star Game...He was a two-time Gulf South Conference Player of the Week and a two-time Division II National Player of the Week in 2003... He set school records for most touchdown passes in a game (4), completions in a game (30), total offense in a season (3,998), passing yards in a season (3,531), completions in a season (267), pass attempts in a season (372), completion percentage in a season (71.8), touchdown passes in a season (30), touchdowns responsible for in a season (35), career passing yards (6,166), career TD passes (42), completions in a career (471), pass attempts in a season (693), career completion percentage (68.0)...He broke the career marks in just two seasons...A native of Amory Miss., he wore number 7.

## 2003 • TRAVIS JOHNSTON • (Place-Kicker)

TRAVIS JOHNSTON was selected first-team All-American by Dopke.com, third-team All-American by the Football Gazette and honorable mention All-American by D2Football.com in 2003...He was also first-team All-South Region by the Football Gazette...He ranked 37th in Division II in punting at 39.3, was 17th in field goals per game (1.1) and 54th nationally in scoring (7.5)...He set NCAA Division II records for most points scored by kicking in a season (105) and consecutive extra-points made in a season (57)...In 2003 handled both the kicking and punting duties, averaging 39.3 yards on 55 punts and hitting 57-of-58 extra points on a 16-of-18 field goal attempts...His 105 points were second on the team...He helped lead the Lions to a 13-1 record that included the first perfect 11-0 regular-season in school history, a Gulf South Conference championship and a spot in the semifinals of the NCAA Division II playoffs...For his four-year career he made 34-of-55 field goal attempts and 148-of-155 extra-points, while scoring 250 career points...A native of Auburn, Ala., he wore number 11.

## 2003 • SHERWIN LYONS • (Offensive Tackle)

SHERWIN LYONS was selected second-team All-American by the Football Gazette in 2003...He was also first-team All-Gulf South Conference and first-team Daktronics All-South Region...He helped lead the Lions to a 13-1 record that included the first perfect 11-0 regular-season in school history, a Gulf South Conference championship and a spot in the semifinals of the NCAA Division II playoffs...A four-year letterman and two-year starter for the Lions...A native of Fort Valley, Ga., he wore number 67.

## 2003, 2004 • EVAN OGLESBY • (Defensive Back)

EVAN OGLESBY was selected first-team All-American by the Football Gazette and was honorable mention All-American by D2Football.com as a junior in 2003...He was first-team All-Gulf South Conference and first-team Football Gazette All-South Region...He ranked 30th in Division II in interceptions with seven for 40 yards in returns and two touchdowns...He finished fourth on the team in tackles with 66, including 49 solos and 17 assists...He had 15 pass break-ups, a fumble caused and recovered and two tackles for loss...He helped lead the Lions to a 13-1 record that included the first perfect 11-0 regular-season in school history, a Gulf South Conference championship and a spot in the semifinals of the NCAA Division II playoffs...As a senior in 2004 he was selected first-team All-American by the D2Football.com, second-team by Dopke.com and honorable mention by Football Gazette... He made 45 tackles with one tackle for loss, one interception, blocked one kick and deflected 11 passes... He was first-team All-GSC as a senior and was second-team Daktronics All-South Region, first-team Football Gazette All-South Region and played in the Cactus Bowl Division II All-Star Game...He was a four-year letterman and starter for the Lions...He finished his career with 224 tackles, 11 tackles for loss, 13 interceptions and 38 pass break-ups...A native of Toccoa, Ga., he wore number 6...He was signed as a free agent by the Buffalo Bills.

## 2004 • KEN TRIPLETT • (Defensive Lineman)

KEN TRIPLETT was selected first-team All-American by the American Football Coaches Association and the Associated Press as a senior in 2004...He was first-team All-Gulf South Conference...He made 44 total tackles with 12 tackles for loss of 46 yards, four sacks for 25 yards and three forced fumbles...A two-year letterman, he wore number 86 as a junior and number seven as a senior...A native of Louisville, Miss., Triplett made 23 tackles as a junior with nine tackles for loss and 5.5 sacks...He wore number 7 as a senior.

## 2004, 2005 • LANCE ANCAR • (Center)

LANCE ANCAR was selected third-team All-American by the Football Gazette, third-team by Dopke.com and honorable mention by D2Football.com as a junior in 2004...He was first-team All-Gulf South Conference and first-team All-South Region by both Football Gazette and Daktronics...He was also an honorable mention All-America pick by the Football Gazette in 2003, while also earning All-GSC and second-team All-South Region honors...In 2005 Ancar was the recipient of the Rimington Trophy as the top center in NCAA Division II football... He was named first-team All-American by the American Football Coaches Association, CollegeSportsReport.com and the Football Gazette...He was a second-team All-American pick by Daktronics, and D2Football.com and a third-team pick by the Associated Press. He was first-team All-Gulf South Conference and first-team All-Southeast Region by both Daktronics and the Football Gazette...A four-year letterman and three-year starter...He helped lead UNA to the semifinals of the NCAA Division II playoffs in 2003 and 2005...UNA had a 33-16 record in his three years at the school, including a 29-9 record from 2003-05...A native of Harvey, Louisiana, he wore number 68.

## 2005 • BLAKE FARRIS • (Defensive Back)

BLAKE FARRIS was named first-team All-American at defensive back by the Football Gazette, CollegeSportsReport.com, Daktronics and D2Football.com as a senior in 2005...He was also first-team All-Gulf South Conference, first-team Football Gazette All-Southeast Region and first-team Daktronics All-Southeast Region...He was Football Gazette National Player of the Week for his efforts in UNA's first-round playoff win at Valdosta State...He intercepted a school-record 10 passes that he returned for 192 yards. He also had 12 pass break-ups, 49 tackles, 3.5 tackles for loss, two fumble recoveries and two blocked kicks...He ranked ninth in the nation in interceptions and tenth in passes defended...A four-year letterman and starter, Farris finished with 16 career interceptions and 170 career tackles...He signed as a free agent with the Cleveland Browns following his senior season...A native of Jasper, Ala., he wore number 27.

## 2005, 2006 • ANTHONY MERRITT (Receiver/Return Specialist/All-Purpose)

ANTHONY MERRITT finished sixth in the voting for the Harlon Hill Trophy as the Division II National Player of the Year as a junior in 2005...He was named first-team All-American as a return specialist by D2Football.com..., second-team All-American as an all-purpose back by Daktronics, third-team All-American as a kick returner by CollegeSportsReport.com, second-team as a return specialist by Football Gazette and also honorable mention All-American as a wide receiver by Football Gazette...He was first-team Daktronics All-Southeast Region as both a return specialist and receiver...He was first-team all-region as a return specialist by Football Gazette and second-team as a receiver...In his first season on offense in 2005, Merritt caught a school-record 81 passes for 942 yards and eight touchdowns...He added 23 rushing attempts for 168 yards and three touchdowns, completed his only pass attempt for 21 yards and a touchdown, returned 51 punts for 546 yards and two touchdowns and 23 kickoffs for 595 yards and one touchdown...He finished the season with 2,251 all-purpose yards... He was a two-time GSC Player of the Week and was National Player of the Week by both D2Football.com and Football Gazette after scoring four different ways in a five touchdown performance in UNA's win over Delta State...He was first-team All-GSC as both a receiver and kick returner...He broke 13 school and two GSC records and also broke Division II record for total kick returns in a season with 71...

As a senior in 2006 Merritt was again a candidate for the Harlon Hill Trophy as the Division II National Player of the Year...He was named first-team All-American as a wide receiver by the American Football Coaches Association., first-team All-American as an all-purpose back by Daktronics, second-team All-American as a kick returner, and honorable mention All-American as a receiver by Football Gazette and also a second-team All-American as an all-purpose back by D2Football.com...He caught 51 passes for 588 yards and four touchdowns and had 733 yards in returns...He was 4-of-5 passing and threw three TD passes, while also rushing for 192 yards and one score...Finished his career with 5,294 all-purpose yards and set four Division II, seven Gulf South Conference and 19 UNA records...Career numbers include 146 punt returns for 1,760 yards and six TDS, 67 kickoff returns for 1,618 yards and two TDs, 132 receptions for 1,530 yards and 12 TDs, 384 yards rushing and four TDs, four TD passes, 19 tackles and two interceptions....Helped lead UNA to an 11-1 record and a GSC title in 2006, and 11-3 record and into the semifinals of the Division II playoffs as a freshman...Teams he played on had a combined 40-10 record, won two GSC titles and made three playoff appearances...A four-year letterman and starter, Merritt is a native of Columbus, Ga., and wore number 21.

# LION ALL-AMERICANS

## 2005 • CHIP LONG • (Tight End)

CHIP LONG was selected first-team All-American at tight end by the Football Gazette, second-team by CollegeSportsReport.com and Daktronics and third-team by D2Football.com as a senior in 2005...Long was also first-team All-Gulf South Conference, first-team Football Gazette All-Southeast Region and first-team Daktronics All-Southeast Region...In 2005 he caught 66 passes for 802 yards and five touchdowns, averaging 12.2 yards per catch...He was also 1-for-1 passing for eight yards...He caught three touchdown passes in UNA's 41-38 overtime win in the quarterfinals of the NCAA Division II playoffs at Central Arkansas...For his career, Long caught 97 passes for 1,225 yards and 10 touchdowns...He was a four-year letterman who also served as the Lions' long snapper...A native of Mountain Brook, Ala., he wore number 83.

## 2006 • JOJO BATES • (Center)

JOJO BATES earned second-team All-American honors from Daktronics and was an honorable mention pick by D2Football.com as a senior...In his four years at UNA he helped lead the Lions to the NCAA Playoffs three times and the teams had a combined 40-10 record...The Lions ranked among the national leaders in scoring (33.5) and total offense (379.2) in 2006...He was chosen All-Gulf South Conference and All-Southeast Region...A native of Birmingham, Ala., he wore number 62.

## 2007 • CRAIG FOX • (Safety)

CRAIG FOX was chosen first-team All-American by the American Football Coaches Association and the All-American Football Foundation, third-team All-American by the Football Gazette and honorable mention All-American by D2Football.com as a senior...He helped lead the Lions to a 10-2 record and to the quarterfinals of the Division II playoffs...He was also chosen first-team All-Gulf South Conference and first-team All-South Region...He finished second on the UNA team in tackles with 74 and had seven tackles for loss, three interceptions for 106 yards, a school-record 99-yard fumble return, and five pass break-ups...A native of Kentwood, La., Fox was a two-year letterman at UNA and wore number 26.

## 2007 • J.D. WHITED • (Offensive Tackle)

J.D. WHITED was chosen third-team All-American by the Associated Press and the Football Gazette as a senior...He helped lead the Lions to a 10-2 record and to the quarterfinals of the Division II playoffs...He was All-GSC and All-South Region after helping UNA average 37.5 points and 408 yards per game...A native of Oneonta, Ala., he wore number 65.

## 2007 • TIM HUNT • (Defensive Lineman)

TIM HUNT was chosen third-team All-American by the Football Gazette and was an honorable mention pick by D2Football.com as a senior...He helped lead the Lions to a 10-2 record and to the quarterfinals of the Division II playoffs...He was first-team All-GSC, first-team All-South Region and played in the Cactus Bowl Division II All-Star Game...He finished the season with 39 tackles, 9.5 tackles for loss of 51 yards, 6.5 sacks for 38 yards, three pass break-ups and caused two fumbles...He played in the Cactus Bowl Division II All-Star Game...A native of Mobile, Ala., Hunt wore number 46.

## 2008 • TOM SCHNEIDER • (Kicker)

TOM SCHNEIDER was a consensus first-team All-American pick, chosen by the Associated Press, the Football Gazette, D2Football.com and Daktronics as a senior in 2008...In his only season at UNA after transferring from the University of California, Schneider was also first-team All-Gulf South Conference, a GSC Special Teams Player of the Week selection (Nov. 10) and a first-team All-Super Region 2 pick by both Daktronics and Football Gazette...He set an NCAA Division II record for consecutive PATs made in a season with 73...He also two GSC records, including most points scored by kicking in a season (130)...He led UNA in scoring and was a perfect 73-of-73 on extra point attempts...He made 19 of his 26 field goal attempts...He set six UNA records in 2008...he ranked seventh in Division II in field goals and 15th in the nation in scoring...He made three field goals in the Cactus Bowl NCAA Division II All-Star Game...A native of Walnut Creek, Calif...Schneider wore number 47.

## 2008, 2009 • WILL BATSON • (Punter)

WILL BATSON was chosen first-team All-American by the American Football Coaches Association, second-team by Daktronics, third-team by the Associated Press, and honorable mention by the Football Gazette, and D2Football.com as a junior...In 2008 he was selected second-team All-Gulf South Conference, first-team Daktronics All-Super Region 2 and second-team Football Gazette All-Super Region 2...He finished the season with a 41.2 average on 53 punts with a long of 61... He had 13 punts of over 50 yards and had 14 punts downed inside the opposing team's 20-yard line...

As a senior in 2009 he was a first-team All-American pick by Daktronics and D2Football.com, and a third-team selection by the Associated Press...First-team All-Region pick by Daktronics and second-team Football Gazette...First-team All-GSC...Academic All-GSC, ESPN The Magazine Academic All-District IV and ESPN The Magazine second-team Academic All-America...Helped lead UNA to an 11-2 record, a Gulf South Conference Championship and a spot in the quarterfinals of the playoffs...Punted 57 times for a 41.6 average and a long of 70...Had 141 career punts and a 40.8 career average...A native of Killen, Ala...Batson wore number 45.

## 2008, 2009 • MICHAEL JOHNSON • (Linebacker)

MICHAEL JOHNSON was chosen first-team All-American by Daktronics and second-team by D2Football.com as a junior in 2008... He was also first-team All-Gulf South Conference and first-team All-Super Region 2 by Football Gazette and Daktronics...He led UNA in tackles with 84 and added two interceptions...He returned one pick 77 yards for a touchdown against Delta State in an NCAA playoff game...He helped lead UNA to a 12-2 record in 2008...

As a senior in 2009 he was a first-team All-American pick by Daktronics, D2Football.com, Football Gazette and the Associated Press...He was voted National Defensive Player of the Year by Daktronics and D2Football.com, and was also the Gulf South Conference Defensive Player of the Year...All-GSC pick for the fourth straight year and all-region for the fourth time...Led the team with 113 tackles, 17.0 tackles for loss and five sacks...Two interceptions for 23 yards, caused four fumbles and recovered two...Led UNA to an 11-2 record, a Gulf South Conference Championship and a spot in the quarterfinals of the playoffs...Finished his career with 365 total tackles, 31.5 tackles for loss and 8.5 sacks...Part of a UNA senior class that had a 44-7 overall record to rank as third winningest senior class in school history...Class of 2009 was ranked nationally in Top 11 for 54 straight weeks (or every week these players were part of the UNA program), with four straight seasons with 10 or more wins and four straight playoff appearances...A Panama City, Fla., native...He wore number 52.

## 2008 • SAM HATHORN • (Offensive Lineman)

SAM HATHORN, a four-year letterman and three-year starter on the UNA offensive line, was selected second-team All-American as a senior by Daktronics and the Associated Press and honorable mention All-American by D2Football.com and the Football Gazette... He was also first-team All-Gulf South Conference and first-team Daktronics and Football Gazette All-Super Region 2...In his four years at UNA the Lions had a 44-8 overall record, had four straight seasons with 10 or more wins and made four straight trips to the Division II playoffs...The Lions were 23-2 at home and were ranked in the Top 25 in Division II for 49 straight weeks...He was also second-team All-Gulf South Conference and first-team Football Gazette All-Southeast Region in 2007...A native of Corinth, Miss...He wore number 60.

## 2008 • DAVID RAYMOND • (Defensive Back)

DAVID RAYMOND, a transfer from Middle Tennessee State, was selected for three All-American teams as a senior in 2008...He was a first-team All-American pick by Daktronics and a second-team selection by the Football Gazette and the Associated Press... He was also chosen first-team All-Gulf South Conference and first-team All-Super Region 2 by Daktronics and the Football Gazette...He intercepted five passes and returned them for 106 yards and one touchdown...He helped lead a Lion defense that led Division II in interceptions with 32... He added 46 tackles, with 3.5 tackles for loss and nine pass breakups...A native of Atlanta, Ga...He wore number 31.

## 2009 • CALVIN WILSON • (Offensive Tackle)

CALVIN WILSON, a transfer from Southern Mississippi, was selected for first-team All-American honors in 2009 by Daktronics and third-team by the Associated Press...He was also an honorable mention All-American pick by D2Football.com. Wilson helped pave the way for a UNA offense that averaged 39.5 points and 418 yards per game...Helped lead UNA to an 11-2 record, a Gulf South Conference Championship and a spot in the quarterfinals of the playoffs...First-team All-GSC, first-team Daktronics All-Super Region 2 and third-team Football Gazette All-Super Region 2...A native of Hattiesburg, Miss...Wore number 77.

## 2009 • MONTRELL CRAFT • (Defensive Lineman)

MONTRELL CRAFT, a four-year letterman for the Lions, was selected for first-team All-American honors in 2009 by Daktronics, D2Football.com and the Associated Press... Helped lead UNA to an 11-2 record, a Gulf South Conference Championship and a spot in the quarterfinals of the playoffs...First-team All-GSC, first-team Daktronics All-Super Region 2 and third-team Football Gazette All-Super Region 2...Was a finalist for the Gene Upshaw Division II Lineman of the Year award...Finished the season fourth on the team in tackles with 69, including 15.5 tackles for loss and 4.5 sacks...Forced one fumble and blocked a kick... Part of a UNA senior class that had a 44-7 overall record to ranks as third winningest senior class in school history...Class of 2009 was ranked nationally in Top 11 for 54 straight weeks (or every week these players were part of the UNA program), with four straight seasons with 10 or more wins and four straight playoff appearances...Had 186 career tackles, 41 tackles for loss and 17 quarterback sacks...A native of Memphis, Tenn...Wore number 49.

## 2009 • QUINTON ANDREWS • (Defensive Back)

A transfer to UNA from the University of West Virginia prior to his senior season, QUINTON ANDREWS was chosen as a first-team All-American by D2Football.com and was a second-team pick by Football Gazette...Led UNA with six interceptions for 50 yards and one touchdown...That score was against Delta State...First-team All-GSC and second-team All-Super Region 2 by Daktronics and Football Gazette...Finished second on the team in tackles with 79...A Miami, Fla., native...Wore number four.

# LION ALL-AMERICANS

## 2009 • MARCUS SIMS • (Running Back)

MARCUS SIMS, was chosen as a first-team All-American by Football Gazette in 2009... He rushed for 325 yards on 80 carries and averaged 4.1 yards per carry...He led the Lions with 11 rushing touchdowns and was a bruising runner on short yardage plays all season, converting on numerous third and fourth down opportunities...Also caught two passes for two yards...Second-team All-GSC selection and first-team Football Gazette All-Super Region 2...A Tallahassee, Fla., native...Wore number 35.

## 2010 • COURTNEY HARRIS • (Defensive End)

COURTNEY HARRIS, was a finalist for the 2010 Gene Upshaw Award as the top line-man in Division II and was also named to four All-America teams...He was chosen first-team All-American by Daktronics and second-team by the Associated Press, Don Hansen's Football Gazette and D2football.com...A two-year starter at UNA after transferring from the University of Miami, Harris had 64 tackles as a senior with 10 sacks for 73 yards, 13.5 tackles for loss of 87 yards, four caused fumbles and two recoveries...He was chosen first-team All-Gulf South Conference and first-team All-Super Region 2 by both Daktronics and Don Hansen's Football Gazette...A native of Jupiter, Fla....Wore number 49

## 2010, 2011 • KYLE THORNTON • (Offensive Line)

As a junior in 2010, KYLE THORNTON was named first-team All-American by Daktronics and Don Hansen's Football Gazette...He was second-team All-America pick by D2football.com...He was chosen first-team All-Gulf South Conference and first-team All-Super Region 2 by both Daktronics and Don Hansen's Football Gazette...Helped lead UNA to a 9-4 record and to the second round of the Division II playoffs...

As a senior in 2011 he was named first-team All-American by the American Football Coaches Association, the Associated Press, D2Football.com and Don Hansen's Football Gazette...He was a second-team All-American pick by Daktronics...He was first-team All-GSC and first-team All-Super Region 2 by Daktronics and Don Hansen's Football Gazette...He helped lead UNA to a 9-3 record and to the second round of the Division II playoffs...A native of Dallas, Texas...He wears number 77.

## 2010 • CHAD DANIEL • (Defensive Back)

A four-year letterman and two-year starter at UNA, CHAD DANIEL earned All-American recognition as a senior...He was a second-team pick by Daktronics, third-team by Don Hansen's Football Gazette and honorable mention by D2football.com...He was chosen first-team All-Gulf South Conference and first-team All-Super Region 2 by both Daktronics and Don Hansen's Football Gazette...He led UNA with five interceptions and added 42 tackles, five tackles for loss of 16 yards and two fumble recoveries...A native of Sipsey, Ala....He wore number 36.

## 2010 • HARRISON BRYANT • (Linebacker)

A four-year letterman, HARRISON BRYANT was a second-team All-America pick by Daktronics and received honorable mention recognition from Don Hansen's Football Gazette and D2football.com...He was chosen first-team All-Gulf South Conference, first-team All-Super Region 2 by Daktronics and second-team all-region by Don Hansen's Football Gazette...He finished the 2010 season as UNA's leading tackler with 93 total stops...He had 5.5 tackles for loss, 1.5 sacks, one interception and two forced fumbles...He had 172 career tackles...A native of Troy, Ala...He wore number 24.

## 2011 • JANORIS JENKINS • (Defensive Back)

A transfer to UNA from the University of Florida, JANORIS JENKINS was named second-team All-American by the Associated Press, D2Football.com, Daktronics and Don Hansen's Football Gazette after his senior season in 2011...Chosen second-team All-GSC, first-team All-Super Region 2 as a return specialist by Don Hansen's Football Gazette and by Daktronics as a defensive back...Also named Don Hansen's Football Gazette's Super Region 2 Special Teams Player of the Year...Earned two GSC Special Teams Player of the Week awards in 2011...Played in the Senior Bowl All-Star Game...He helped lead UNA to a 9-3 record and to the second round of the Division II playoffs...Finished second in NCAA Division II in punt returns with a 21.6 average per return...Finished third on the team in tackles with 53...Had two interceptions and two fumble returns...Had three punt returns for TDs...Native of Pahokee, Fla....Wore number 1.

## 2011 • MARCUS DOWTIN • (Linebacker)

A transfer to UNA from the University of Georgia, MARCUS DOWTIN was named first-team All-American by Daktronics, second-team by the Associated Press, third-team by Don Hansen's Football Gazette and honorable mention by D2Football.com after his senior season in 2011...A second-team All-GSC selection...First-team All-Super Region 2 by Daktronics and Don Hansen's Football Gazette...Earned two GSC Defensive Player of the Week awards in 2011...Led UNA with 115 total tackles...Had nine tackles for loss and four sacks...Added one interception, caused four fumbles and recovered one...He helped lead UNA to a 9-3 record and to the second round of the Division II playoffs...A native of Upper Marlboro, Md...Wore number 38.

## 2012, 2013 • TAVARIUS WILSON • (Linebacker)

A transfer to UNA from Hinds (Miss.) Community College, TAVARIUS WILSON earned first-team *Don Hansen's Football Gazette* All-American honors after leading the Gulf South Conference in tackles in 2012 with 112...He became just the fourth UNA Lion since 1999 with more than 100 tackles in a season...selected first-team All-GSC and was GSC Defensive Player of the Week after UNA's season-opening win over Miles...Had six games with 10 or more tackles, including a season-high 18 against West Georgia...He ranked seventh nationally in Division II in tackles.

As a senior in 2013 he was a first-team selection on six different All-American teams and was named Division II National Defensive Player of the Year by *Beyond Sports Network* (BSN).. Named first-team All-American by Daktronics, Don Hansen, D2Football.com, the Associated Press, the American Football Coaches Association and Beyond Sports Network...Selected Super Region 2 Defensive Player of the Year by both Daktronics and Don Hansen and was also Gulf South Conference Defensive Player of the Year...First-team All-Gulf South Conference and GSC Defensive Player of the Week three times...Made 123 total tackles with 63 solo and 60 assists, 7.5 tackles for loss of 23 yards, four sacks for 16 yards, four interceptions that he returned for 69 yards and two touchdowns, forced three fumbles and blocked a kick... Helped lead UNA to a 10-3 record, a share of the GSC title and to the quarterfinals of the Division II playoffs...

Wilson became the 11th UNA player to be named first-team All-American in two different seasons...A native of Jackson, Miss...wore number 30

## 2012, 2013 • CALEB MASSEY • (Defensive Back)

A transfer to UNA from Troy University as a sophomore, CALEB MASSEY earned first-team *Don Hansen's Football Gazette* All-American honors as a junior in 2012 after finishing the season with 87 tackles and five interceptions...His 93-yard interception return for a touchdown against Texas A&M-Kingsville was the longest in school history and led UNA to a 21-16 win over the Javelinas...He also had 13 tackles in that game and earned Gulf South Conference Defensive Player of the Week honors...He ranked third in the GSC in tackles at 8.7 per game and was a first-team All-GSC and All-Super Region 2 selection.

As a senior in 2013 Massey was selected third-team All-American by Beyond Sports Network (BSN)...He made 80 tackles with 45 solos and 35 assists...intercepted four passes that he returned 42 yards and also broke-up four passes...First-team All-GSC, first-team Daktronics All-Super Region 2, first-team Don Hansen All-Super Region 2, honorable mention Don Hansen All-American...Helped lead UNA to a 10-3 record, a share of the GSC title and to the quarterfinals of the Division II playoffs...Selected as a permanent team captain....A native of Sulligent, Ala., he wore number 23.

## 2013, 2014 • TAYLOR CARNEY • (Defensive Line)

As a junior in 2013 TAYLOR CARNEY was selected second-team All-American by Beyond Sports Network (BSN)...First-team All-Gulf South Conference, second-team Daktronics All-Super Region 2, second-team Don Hansen All-Super Region 2...Had 46 total tackles with 22 solos and 24 assists...10 tackles for loss of 29 yards, two sacks for 10 yards and one fumble recovery...Helped lead UNA to a 10-3 record, a share of the GSC title and to the quarterfinals of the Division II playoffs...

As a senior in 2014 he was named first-team All-American by USA College Football and honorable mention by Don Hansen's Football Gazette...First-team All-Gulf South Conference, first-team Daktronics and Don Hansen All-Super Region 2, second-team Beyond Sports Network All-Super Region 2 and permanent team captain...Made 25 tackles, 8.5 for loss of 43 yards and 4.0 sacks for 25 yards...One pass interception for 10 yards and two pass break-ups...Helped lead UNA to a 9-2 record, a share of the GSC title and the first round of the Division II playoffs...Four-year letterman...From Killen, Alabama...Wore number 90.

## 2013 • TYLER SIZEMORE • (Offensive Line)

As a senior in 2013 TYLER SIZEMORE was selected second-team All-American by Beyond Sports Network (BSN)...Also selected first-team All-Gulf South Conference, first-team Daktronics All-Super Region 2, second-team Don Hansen All-Super Region 2 and honorable mention Don Hansen All-American...Helped lead UNA to a 10-3 record, a share of the GSC title and to the quarterfinals of the Division II playoffs...A two-year starter and letterman for the Lions...From Apalachicola, Florida...Wore number 51.

# LION ALL-AMERICANS

## 2014, 2016 • PHILBERT MARTIAL • (Cornerback)

A four-year starter at cornerback for the Lions from 2013-16, as a sophomore PHILBERT MARTIAL was named third-team All-American by Beyond Sports Network and USA College Football...First-team All-Gulf South Conference, first-team Daktronics and Beyond Sports Network All-Super Region 2 and second-team Don Hansen All-Super Region 2...Made 42 tackles with two tackles for loss of nine yards...Three interceptions for 136 yards and one touchdown...Eight pass break-ups...Helped lead UNA to a 9-2 record, a share of the GSC title and the first round of the Division II playoffs...As a senior, he was selected as a first-team All-American in 2016 by the Associated Press, the American Football Coaches Association, D2football.com, Don Hansen and the Division II Conference Commissioner's Association... Also selected first-team All-GSC, first-team D2CCA All-Super Region 2 and first-team Don Hansen All-Super Region 2... Finished the season with 48 tackles, two tackles for loss, seven interceptions for 23 yards and six pass break-ups...UNA was 39-10 during his four seasons with the Lions...UNA went 11-2 in 2016, won a fourth straight GSC championship and advanced to the DII Playoffs for the fourth straight year before falling in the National Championship Game... His 16 career interceptions are tied for second in UNA history and his 251 interception return yards rank third...Career numbers include 163 tackles, 16 interceptions for 251 yards, 93 punt returns for 1,007 yards (10.8 avg) and two touchdowns and 69 kickoff returns for 1,642 yards (23.8 avg)...Other career awards include GSC Defensive Freshman of the Year in 2013, first-team All-GSC as a defensive back in 2014 and second-team as a return specialist...First-team Daktronics and Beyond Sports Network All-Super Region 2 in 2014 as well as second-team Don Hansen All-Super Region 2 and third-team Beyond Sports Network All-American...Selected first-team All-GSC, second-team D2CCA All-Super Region 2 and third-team Don Hansen All-Super Region 2 in 2015...Wore number 1.

## 2014 • TAYLOR PONTIUS • (Place Kicker)

As a senior TAYLOR PONTIUS was named second-team All-American by USA College Football and honorable mention All-American by Don Hansen...First-team All-Gulf South Conference, second-team Daktronics, Beyond Sports Network and Don Hansen All-Super Region 2...Made 11 of 14 field goal attempts and 46 of 48 extra-point attempts...Led team in scoring with 79 points...Hit school-record 54-yard field goal on the final play of the game to give UNA a 31-29 win over Valdosta State...Helped lead UNA to a 9-2 record, a share of the GSC title and the first round of the Division II playoffs...From Pontotoc, Miss., ...Wore number 48.

## 2014 • STEVEN RICH • (Linebacker)

As a senior STEVEN RICH was named third-team All-American by USA College Football... First-team All-Gulf South Conference, second-team Daktronics All-Super Region 2, third-team Don Hansen All-Super Region 2 and honorable mention Beyond Sports Network All-Super Region 2...Permanent team captain...Team's leading tackler with 95 stops, 4.5 tackles for loss of even yards, two pass interceptions for three yards, one pass break-up and one pass interception for 34 yards...Helped lead UNA to a 9-2 record, a share of the GSC title and the first round of the Division II playoffs...From Savannah, Tenn.,...Wore number 20.

## 2015 • FLOYD JONES • (Safety)

As a senior in 2015, FLOYD JONES was a second-team All-America selection by the Division II Conference Commissioner's Association and was an honorable mention All-American pick by Don Hansen and D2football.com...A Town Creek, Ala., native, Jones was a four-year starter at UNA and led the Lions with five interceptions in 2015 season and finished second on the team in tackles with 58...He closed his career at UNA with 194 tackles and 10 pass interceptions...He was also selected All-GSC for 2015 and All-Super Region 2...He helped lead UNA to a share of three straight GSC Championships and three straight NCAA Division II Playoff appearances from 2013-15...Wore number 11.

## 2015, 2016 • STEPHEN EVANS • (Offensive Tackle)

As a junior in 2015, STEPHEN EVANS earned second-team Don Hansen All-American honors...A native of Boston, Mass., Evans is a three-year letterman and two-year starter for the Lions...He helped lead UNA to a 9-3 record in 2015 that included a share of a third straight Gulf South Conference championship and a third straight NCAA Division II Playoff berth...He was also selected first-team All-GSC, first-team D2CCA All-Super Region 2 and first-team Don Hansen All-Super Region 2...

As a senior in 2016 he was selected first-team All-American by the Division II Conference Commissioner's Association (D2CCA), second-team by the Associated Press, the American Football Coaches Association and D2football.com and third-team by Don Hansen...He was also a national finalist for the Gene Upshaw Award as the top lineman in Division II...Selected first-team All-GSC and first-team All-Super Region 2 by D2CCA and Don Hansen...Lions went 11-2, won a fourth straight GSC championship and advanced to the DII Playoffs for the fourth straight year before falling in the National Championship Game... Became the 20th UNA football player to be selected All-American in two different seasons...Wore number 75.

## 2016 • JACOB TUCKER • (Quarterback)

A four-letterman and the starting quarterback for the Lions in 2016, Jacob Tucker was selected second-team All-American by Don Hansen and honorable mention All-American by D2football.com...A national finalist who finished third in the voting for the Harlon Hill Trophy as the Division II College Football Player of the Year, he was selected first-team All-Gulf South Conference, GSC Offensive Player of the Year, first-team All-Super Region and Super Region 2 Offensive Player of the Year by both the Division II Conference Commissioner's Association (D2CCA) and Don Hansen...Two-time GSC Offensive Player of the Week in 2016 - against West Alabama and North Greenville...Also earned Academic All-GSC honors...He led UNA to 11-2 record in 2016 that included a fourth straight GSC championship and a berth in the DII Playoffs for the fourth straight year... The Lions advanced to the NCAA Division II National Championship Game...He completed 199 of 342 passes for 2,840 yards and 21 touchdowns and rushed 221 times for 928 yards and 16 touchdowns...Set a UNA single-season record for touchdowns responsible for with 37...Became just the fourth quarterback in school history to rush for more than 1,000 career yards as he finished with 1,907 yards from 2013-16...Had four career 100-yard rushing games, including three in 2016...His 3,768 total yards in 2016 ranks second in school history and his 5,541 career total yards rank eighth...His 33 career rushing touchdowns are sixth in school history and his 61 career touchdowns responsible for rank tied for fifth. His 221 rushing attempts in 2016 are the third most in school history and by far the most by a quarterback...Wore number 16.

## 2017 • CHRIS JOHNSON • (Safety)

Junior safety Chris Johnson of Gardendale, Ala., earned All-American recognition in 2017 as a first-team American Football Coaches Association selection, a second-team Division II Conference Commissioners Association pick and a second-team D2football.com honoree...Johnson was also first-team All-Gulf South Conference, first-team All-Super Region 2 and a GSC Defensive Player of the Week selection... Johnson ranked among the NCAA Division II national leaders in interceptions with six and was fourth on the team with 50 tackles, including 31 solo stops...He was a starter on a UNA defensive unit that allowed just 17.5 points per game and ranked fifth nationally in fewest passing yards allowed (145.3), eighth in pass efficiency defense and 10th in interceptions (18).

## 2017 • FREDDIE REED • (Defensive Lineman)

FREDDIE REED was a second-team All-America pick by Don Hansen as a senior in 2017...A native of West Point, Miss., Reed played on the UNA defensive front from 2014-17... Third-team Don Hansen All-Super Region 2 as a junior and first-team as a senior...Three-time All-Gulf South Conference, earning second-team honors in 2015 and 2016 and first-team in 2017... He was fifth on the team with 44 tackles in 2017, including 10 tackles for loss of 37 yards and 3.5 sacks for 25 yards.

## 2022 • ShunDerrick Powell • (Running Back)

SHUNDERRICK POWELL was a third-team AP All-America pick in 2022 Nationally ranked in the Top 10 of seven FCS categories, Powell set a school single-season rushing mark with 1,508 yards on 221 carries this season. He averaged 6.8 yards per carry and scored 18 touchdowns. He added 24 catches for 242 yards and a 10.1 average per catch to finish with 1,761 all-purpose yards for 160.1 per game average. He rushed for more than 100 yards seven times during the 2022 season, including four games with more than 200 yards rushing. He had over 100 yards rushing in five straight games. No player in North Alabama history had ever had more than two 200-yard rushing games in their career, but Powell had four this season. He set a school single game record with 251 yards rushing against Virginia-Wise. Powell also only lost one fumble all season on 221 carries. He scored at least one touchdown in seven straight games, and 10 of his 18 touchdowns came from 30 yards or longer. Powell was also a first-team All-ASUN conference selection and was named ASUN co-Offensive

# UNA ALL-REGION SELECTIONS

Player of the Year.

## DAKTRONICS/ D2CCA NCAA DIVISION II ALL-REGION

as selected by the

Division II sports information directors

### First-Team

1993	Tyrone Rush	RB
1993	Jeff Surbaugh	OL
1993	Ronald McKinnon	LB
1994	Jon Thompson	OG
1994	Kin Taylor	C
1994	Marcus Keyes	DL
1994	Keith Humphrey	LB
1994	Ronald McKinnon	LB
1995	Eddie Evans	C
1995	Jon Thompson	OG
1995	Michael Williams	OT
1995	Jarius Hayes	TE
1995	Ronald McKinnon	LB
1995	Keith Humphrey	LB
1995	Israel Raybon	DE
1995	Reginald Ruffin	DE
1995	Marcus Keyes	DT
1995	Gerald Smith	DB
1996	Michael Edwards	WR
1996	Reginald Ruffin	DE
1996	Gerald Smith	DB
1997	Reginald Ruffin	LB
1997	Joe Washington	OG
1997	Marcus Hill	DB
1997	Corey Harris	DB
1997	Tony Faggioni	P
1998	Bobby Collins	TE
1998	Tyrone Bell	DB
1998	Tony Faggioni	P
1998	Shawn Cash	DL
1999	Chad Sears	DB
2000	Chad Sears	DB
2003	Will Hall	QB
2003	DeMarcus Blount	RB
2004	Lance Ancar	C
2005	Chip Long	TE
2005	Anthony Merritt	WR
2005	Anthony Merritt	AP
2005	Blake Farris	CB
2006	JoJo Bates	C
2006	Anthony Merritt	AP
2007	J.D. Whited	OL
2007	Craig Fox	S
2008	Sam Hathorn	OL
2008	Tom Schneider	PK
2008	Derrick Chatman	DL
2008	Michael Johnson	LB
2008	David Raymond	DB
2008	Will Batson	P
2009	Calvin Wilson	OL
2009	Michael Johnson	LB
2009	Jason Tate	CB
2009	Montrell Craft	DL
2009	Will Batson	P
2009	Kenny Spencer	PK
2010	Kyle Thornton	OL
2010	Courtney Harris	DL
2010	Harrison Bryant	LB
2010	Chad Daniel	DB
2011	Kyle Thornton	OT
2011	Jamie Dixon	C
2011	Marcus Dowtin	LB
2011	Janoris Jenkins	DB

2012	Tavarius Wilson	LB
2012	Richie Mata'afa	DL
2013	Tyler Sizemore	C
2013	Tavarius Wilson	LB
2013	Caleb Massey	S
2014	Keith Jones	OL
2014	Philbert Martial	DB
2015	Luke Wingo	QB
2015	Lamonte Thompson	RB
2015	Stephen Evans	OL
2015	Floyd Jones	S
2015	C.J. Jackson	LB
2016	Philbert Martial	DB
2016	Philbert Martial	RS
2016	Stephen Evans	OT
2016	Jacob Tucker	QB
2016	Eddrick Harris	LB
2016	Darrius Wright	LB
2017	Chris Johnson	S

### Second-Team

1993	Jeff Redcross	DE
1994	Marcus Hunter	DE
1994	Gerald Smith	DB
1994	Lee Morris	P
1995	Cody Gross	QB
1995	Michael Edwards	WR
1995	Jamie Stoddard	PK
1997	Greg Manson	RB
1997	Bobby Collins	TE
1997	Michael Moncrief	DE
1997	Brad Pierce	OT
1997	Thomas Moore	OG
1998	Greg Manson	RB
1998	Russell Stephens	OG
1998	Marcus Hill	DB
1999	Robert Gordon	LB
2000	Matt Phillips	OT
2001	Johnell Jones	DL
2003	Lance Ancar	C
2003	Sherwin Lyons	OT
2003	Donald Tharpe	LB
2004	Anthony Merritt	AP
2004	Evan Oglesby	CB
2005	Brett Mask	OL
2007	Michael Johnson	LB
2008	Brandon Alldredge	TE
2008	A.J. Milwee	QB
2008	Bobby Brooks	S
2009	Nicholas Walker	LB
2009	Quinton Andrews	S
2009	Mico McSwain	WR
2010	Hilliard Foster	LB
2011	Michael Schuster	PK
2011	Mo Miliam	WR
2012	Will Furlong	OL
2012	Caleb Massey	DB
2013	Mabry Cook	TE
2013	David Lundberg	OL
2013	Taylor Carney	DL
2013	Gabe Poe	LB
2013	Philbert Martial	RS
2014	Delvon Carpenter	WR
2014	Taylor Carney	DL
2014	Steven Rich	LB
2014	Taylor Pontius	PK
2015	Philbert Martial	CB
2016	Dre Hall	WR
2016	E.J. Parnell	DL
2016	Kevin Henke	PK

### DAKTRONICS SUPER REGION 2 DEFENSIVE PLAYER OF THE YEAR

2009	Michael Johnson	LB
2013	Tavarius Wilson	LB

### D2CCA SUPER REGION 2 OFFENSIVE PLAYER OF THE YEAR

2015	Luke Wingo	QB
2016	Jacob Tucker	QB

## DON HANSEN'S FOOTBALL GAZETTE NCAA DIVISION II ALL-REGION

### First-Team

2003	Will Hall	QB
2003	Sherwin Lyons	OT
2003	Evan Oglesby	DB
2003	Travis Johnson	PK
2004	Lance Ancar	C
2004	Evan Oglesby	DB
2005	Chip Long	TE
2005	Lance Ancar	C
2005	Brett Mask	OT
2005	Anthony Merritt	RS
2005	Anthony Merritt	WR
2005	Blake Farris	CB
2006	Anthony Merritt	AP
2007	Sam Hathorn	C
2007	Tim Hunt	DL
2007	Craig Fox	S
2008	Sam Hathorn	OL
2008	Tom Schneider	PK
2008	Derrick Chatman	DL
2008	Montrell Craft	DL
2008	Michael Johnson	LB
2008	David Raymond	CB
2009	Michael Johnson	LB
2009	Marcus Sims	RB
2010	Kyle Thornton	OL
2010	Courtney Harris	DL
2010	Chad Daniel	DB
2011	Kyle Thornton	OT
2011	Mo Miliam	WR
2011	Marcus Dowtin	LB
2011	Janoris Jenkins	RS
2012	Caleb Massey	S
2012	Tavarius Wilson	LB
2013	Tavarius Wilson	LB
2013	Caleb Massey	S
2013	Gabe Poe	LB
2014	Taylor Carney	DL
2015	Luke Wingo	QB
2015	Lamonte Thompson	RB
2015	Stephen Evans	OL
2015	Floyd Jones	S
2016	Philbert Martial	DB
2016	Stephen Evans	OT
2016	Jacob Tucker	QB
2017	Chris Johnson	S
2017	Freddie Reed	DL

### Second-Team

2003	DeMarcus Blount	RB
2003	Lance Ancar	C
2004	Anthony Merritt	RS
2006	Anthony Merritt	RS
2006	Covington Wright	TE

# UNA ALL-REGION SELECTIONS/COACHES

2006	JoJo Bates	C
2006	Andrew Reid	OT
2006	Yuta Fukuda	PK
2006	Ryan Brick	DL
2006	Michael Johnson	LB
2007	A.J. Milwee	QB
2007	J.D. Whited	OL
2007	Michael Johnson	LB
2008	Will Batson	P
2008	Bobby Brooks	S
2009	Harrison Beck	QB
2009	Kenny Spencer	PK
2009	Will Batson	P
2009	Quintn Andrews	S
2009	Jason Tate	CB
2010	Harrison Bryant	LB
2010	Josh Montgomery	PK
2011	Lee Chapple	QB
2011	Jamie Dixon	C
2011	Janoris Jenkins	DB
2013	Taylor Carney	DL
2013	Tyler Sizemore	C
2013	Brion James	LB
2014	Lamonte Thompson	RB
2014	Delvon Carpenter	WR
2014	Keith Jones	OL
2014	Taylor Pontius	PK
2014	Shaquille Smith	DL
2014	Philbert Martial	DB
2015	Dre Hall	WR
2016	Dre Hall	WR
2016	Eddrick Harris	LB
2016	Levi Fell	DB
2016	Kevin Henke	PK
2017	Maurice Carnell	DB

## Third-Team

2004	Blake Farris	DB
2005	Marcus Jackson	DL
2005	Tim Hunt	DE
2006	Derrell Ashford	S
2008	A.J. Milwee	QB
2008	Mike McLendon	RB
2008	Mike Hathorn	OT
2008	Rocky Coleman	WR
2008	Darron Dampier	CB
2009	Montrell Craft	DL
2009	Chad Daniels	CB
2009	Calvin Wilson	OL
2009	T.J. Porter	WR
2010	Hilliard Foster	LB
2011	Tristan Purifoy	WR
2011	Cedric Hall	DL
2012	Will Furlong	OL
2014	Steven Rich	LB
2015	Philbert Martial	CB
2015	Kevin Henke	PK
2016	E.J. Parnell	DL
2016	Freddie Reed	DL
2017	Dre Hall	WR
2017	Christon Taylor	LB
2017	Maurice Burton, Jr.	DL

## DON HANSEN SUPER REGION 2 SPECIAL TEAMS PLAYER OF THE YEAR

2011	Janoris Jenkins	KR
------	-----------------	----

## DON HANSEN SUPER REGION 2 DEFENSIVE PLAYER OF THE YEAR

2013	Tavarius Wilson	LB
<b>DON HANSEN SUPER REGION 2 OFFENSIVE PLAYER OF THE YEAR</b>		
2015	Luke Wingo	QB
2016	Jacob Tucker	QB

## D2FOOTBALL.COM ALL-SOUTHEAST REGION

### First-Team

2006	JoJo Bates	C
2006	Anthony Merritt	RS



## BEYOND SPORTS NETWORK ALL-REGION

### First-Team

2014	Delvon Carpenter	WR
2014	Taylor Carney	DL
2014	Philbert Martial	DB

### Second-Team

2014	Lamonte Thompson	RB
2014	Keith Jones	OL
2014	Taylor Pontius	PK

### Honorable Mention



## BRENT DEARMON IS UNA'S 12TH HEAD FOOTBALL COACH

In the 70-year history of the University of North Alabama football program, the Lions have only had 12 head coaches, with Brent Dearmon becoming the 10th on December 3, 2022.

Hal Self was the program's initial head coach when the program was revived in 1949 and he coached the Lions for 21 years and won 109 games.

Bobby Wallace finished his 15 seasons at UNA with 126 wins and ranks as the win-



**Hal Self had 109 wins at UNA from 1949-69**



**Bobby Wallace won 126 games at UNA from 1988-97 and 2012-16**

# UNA COACHING RECORDS

## ALL-TIME UNA HEAD FOOTBALL COACHES (1949-2016)

Coach	Years	Record	Winning Pct.	Playoff Appearances
Hal Self	1949-69	109-81-8	57.1	
Durrell Mock	1970-72	8-24-0	25.0	
Mickey Andrews	1973-76	18-21-1	46.2	
Wayne Grubb	1977-87	84-33-6	70.7	3
Bobby Wallace	1988-97	82-36-1	69.3	6
Bill Hyde	1998-2001	20-21	48.7	
Mark Hudspeth	2002-08	66-21	75.8	5
Terry Bowden	2009-11	29-9	76.3	3
Bobby Wallace	2012-16	44-15	74.6	4
Chris Willis	2017-22	20-34	37.0	
Ryan Held (Interim)	2022	0-3	0.0	

## ALL-TIME UNA HEAD FOOTBALL COACHES (By Wins)

Coach	Years	Record	Winning Pct.	Playoff Appearances
Bobby Wallace	1988-97, 12-16	126-51-1	71.1	10
Hal Self	1949-69	109-81-8	57.1	
Wayne Grubb	1977-87	84-33-6	70.7	3
Mark Hudspeth	2002-08	66-21	75.8	5
Terry Bowden	2009-11	29-9	76.3	3
Bill Hyde	1998-2001	20-21	48.7	
Chris Willis	2017-22	20-34	37.0	
Mickey Andrews	1973-76	18-21-1	46.2	
Durrell Mock	1970-72	8-24-0	25.0	
Ryan Held (Interim)	2022	0-3	0.0	

## ALL-TIME UNA HEAD FOOTBALL COACHES (By Percentage)

Coach	Years	Record	Winning Pct.	Playoff Appearances
Terry Bowden	2009-11	29-9	76.3	3
Mark Hudspeth	2002-08	66-21	75.8	5
Bobby Wallace	1988-97, 12-16	126-51-1	71.1	10
Wayne Grubb	1977-87	84-33-6	70.7	3
Hal Self	1949-69	109-81-8	57.1	
Bill Hyde	1998-2001	20-21	48.7	
Mickey Andrews	1973-76	18-21-1	46.2	
Chris Willis	2017-22	20-34	37.0	
Durrell Mock	1970-72	8-24-0	25.0	
Ryan Held (Interim)	2022	0-3	0.0	

## ALL-TIME UNA HEAD FOOTBALL COACHES (Post-Season)

Coach	Appearances	Record	Winning Pct.	QF	SF	F	Championships
Bobby Wallace	10	19-7	73.1	6	4	4	3
Mark Hudspeth	5	9-5	64.3	5	3	0	0
Wayne Grubb	3	4-3	57.1	3	3	1	0
Terry Bowden	3	3-3	50.0	1	0	0	0

## ALL-TIME UNA HEAD FOOTBALL COACHES (Playoff Appearances)

Coach	Appearances	Years in Playoffs									
Bobby Wallace	10	1990	1992	1993	1994	1995	1997	2013	2014	2015	2016
Mark Hudspeth	5	2003	2005	2006	2007	2008					
Wayne Grubb	3	1980	1983	1985							
Terry Bowden	3	2009	2010	2011							

## ALL-TIME WINNINGEST COACHES IN GULF SOUTH CONFERENCE HISTORY

Wins	Coach/School	Years	Record
152	Bobby Wallace, North Alabama/UWA	1988-97, 2006-10, 2012-16	152-81-1
122	John Williams, Mississippi College	1972-90	122-78-4
89	Steve Mullins, Arkansas Tech	1997-10	89-61-0
82	Wayne Grubb, North Alabama	1977-87	82-35-6
76	Chris Hatcher, Valdosta State	2000-06	76-12-0



# LION FOOTBALL HONORS



Following the University of North Alabama football program's historic third straight NCAA Division II National Championship in 1995, the senior members of that team, along with the coaching staff, were invited to Washington, D.C., to meet with members of Congress, Vice President Al Gore and President Bill Clinton. That UNA championship squad became the first NCAA Division II team invited to the White House.

# LION FOOTBALL HONORS

## ALABAMA SPORTS HALL OF FAME

Many of the most prominent figures in the history of Lion football hold membership in the Alabama Sports Hall of Fame. Harlon Hill, a letterman from 1950-53 who was an NAIA All-American and was named Rookie of the Year and Most Valuable Player in the National Football League while playing with the Chicago Bears, was the school's first inductee when he was chosen for membership in 1976. Then, in 1983, George "Goober" Lindsey, a football letterman in 1950 and 1951 who went on to television fame on the Andy Griffith and Hee Haw shows, was selected for membership. Hal Self was the head coach of the Lion football team from 1949-1969. He had a 109-81-8 record. He had a combined 31-0-2 record against state rivals, Jacksonville State, Troy State, and Livingston from 1952-1963. Bobby Wallace was head coach of the Lions from 1988-97 and led the Lions to three NCAA Division II National Championships, three Gulf South Conference titles and six NCAA playoff appearances. He was inducted into the Alabama Sports Hall of Fame in 2004. UNAA All-American and College Football Hall of Fame inductee Ronald McKinnon was part of the Class of 2010, along with former assistant football coach Bobby Johns. Another Lion, former basketball standout Winfrey "Wimp" Sanderson, former UNA assistant basketball coach Wendell Hudson and former Lion basketball player and coach Bill Jones have also been inducted. Mickey Andrews was head coach of the Lions from 1973-76 and was the long-time defensive coordinator at Florida State. He was inducted in 2006.

Class of 1976	..... Harlon Hill
Class of 1983	..... George Lindsey
Class of 1990	..... Wimp Sanderson
Class of 1996	..... Hal Self
Class of 2004	..... Bobby Wallace
Class of 2006	..... Mickey Andrews
Class of 2008	..... Wendell Hudson
Class of 2010	..... Ronald McKinnon
Class of 2010	..... Bobby Johns
Class of 2013	..... Bill Jones
Class of 2018	..... Bl. E. Jones

## ALABAMA SPORTS WRITER'S ASSOCIATION SMALL COLLEGE ATHLETE OF THE YEAR

The University of North Alabama has had 13 recipients of the State Small College Athlete of the Year award, which is presented by the Alabama Sports Writer's Association. Nine of UNA's winners have been Lion football players. The award was initially presented in 1983 and has been presented annually for the last 35 years.

1984	Daryl Smith	DB
1990	James Davis	LB
1993	Tyrone Rush	RB
1994	Ronald McKinnon	LB
1995	Ronald McKinnon	LB
2003	Will Hall	QB
2008	A.J. Milwee	QB
2009	Michael Johnson	LB
2016	Jacob Tucker	QB

## ALABAMA SPORTS WRITER'S ASSOCIATION AMATEUR ATHLETE OF THE YEAR

University of North Alabama linebacker Ronald McKinnon was named the state's Amateur Athlete of the Year by the Alabama Sports Writer's Association in 1995, becoming the third small college athlete to win both the Small College Athlete of the Year and the Amateur Athlete of the Year in the same year.

1995 Ronald McKinnon ..... LB

## ALABAMA SPORTS WRITER'S ASSOCIATION PROFESSIONAL ATHLETE OF THE YEAR

University of North Alabama linebacker Ronald McKinnon was named the state's Professional Athlete of the Year by the Alabama Sports Writer's Association in 1998, becoming the first athlete ever from the state to be named Small College Athlete of the Year, Amateur Athlete of the Year and Professional Athlete of the Year.

1998 Ronald McKinnon ..... Arizona Cardinals

## SINGTON TROPHY

The University of North Alabama has been well represented in the Sington Trophy presentations. The awards are presented by the Lakeshore Foundation in Birmingham, Ala., and are named for University of Alabama legendary athlete Fred Sington. UNA basketball coach Gary Elliott was honored as a Sington Trophy recipient in 1991 after leading UNA to a national championship. Bobby Wallace has similarly honored after UNA won the 193 Division II Football Championship. In 1995-96, Wallace received another Sington Trophy as the State of Alabama Coach of the Year, and UNA linebacker Ronald McKinnon was named the State Collegiate Athlete of the Year

1991	Gary Elliott	..... Head Basketball Coach
1994	Bobby Wallace	..... Head Football Coach
1996	Ronald McKinnon	..... Collegiate Athlete of the Year
1996	Bobby Wallace	..... State Coach of the Year

## ALL-STAR GAMES

A total of 37 different North Alabama players have been selected to play in a variety of collegiate all-star games since 1984. Defensive back Daryl Smith was the first when he was invited to play in the Blue-Gray Classic and the Senior Bowl in 1984.

Most recently, Chris Johnson participated in the 2018 East-West Shrine Classic.

1984	Daryl Smith	..... Blue-Gray Classic
		..... Senior Bowl
1985	Lewis Billups	..... Blue-Gray Classic
		..... Senior Bowl
1990	Mike Nord	..... East-West Shrine Classic
		..... All-America Classic
1993	Tyrone Rush	..... Snow Bowl
1993	Jeff Surbaugh	..... Snow Bowl
1994	Kin Taylor	..... Snow Bowl
1994	Marcus Hunter	..... Snow Bowl
1995	Israel Raybon	..... Blue-Gray Classic
		..... East-West Shrine Classic
1995	Marcus Keyes	..... Blue-Gray Classic
		..... Senior Bowl
1995	Ronald McKinnon	..... Snow Bowl
1995	Jarius Hayes	..... Snow Bowl
1996	Gerald Smith	..... Snow Bowl
1997	Reginald Ruffin	..... Snow Bowl
1997	Joe Washington	..... Snow Bowl
1998	Bobby Collins	..... Snow Bowl
1998	Tony Faggioni	..... Snow Bowl
2000	Chad Sears	..... Cactus Bowl
2000	Larry Paul	..... Cactus Bowl
2002	John Bradley	..... Cactus Bowl
2003	Will Hall	..... Cactus Bowl
2004	Evan Oglesby	..... Cactus Bowl
2005	Blake Farris	..... Cactus Bowl
2005	Lee Vickers	..... Cactus Bowl
2007	Tim Hunt	..... Cactus Bowl
2007	Jason Messing	..... Cactus Bowl
2008	Tom Schneider	..... Cactus Bowl
2008	Ed Gant	..... Cactus Bowl
2008	Mike McLendon	..... Cactus Bowl
2010	Chad Daniel	..... Cactus Bowl
2010	Courtney Harris	..... Cactus Bowl
2010	Steven Wesley	..... Cactus Bowl
2010	Antron Dillon	..... Dixie Gridiron Classic
2011	Jamie Dixon	..... Don Hansen Bowl
2011	Wes Holland	..... Don Hansen Bowl
2011	Janoris Jenkins	..... Senior Bowl
2013	Nick Williams	..... NFLPA Collegiate Bowl
2014	Taylor Pontius	..... College Gridiron Showcase
2018	Chris Johnson	..... East-West Shrine Classic

# LION FOOTBALL HONORS

## CHEVROLET SCHOLARSHIPS

Excellence on the football field has benefited UNA off the field as well as quarterbacks Fred Riley, Rusty Towery and Bobby Duncan each had \$1,000 scholarships donated in their names to the university by Chevrolet. In 1980 and 1981, UNA received \$1,000 scholarships in Riley's name, who earned MVP acclaim in televised games against Eastern Illinois and Troy State. Towery was selected Most Valuable Player by Chevrolet in UNA's 42-21 win over Troy State in 1983 in a game that was televised by CBS. Duncan was named MVP in UNA's 27-24 loss to Central State of Ohio in the NCAA playoffs later that season in a game televised by ABC.

In 1993, 1994 and 1995 the university received another \$2,500 each year from Chevrolet when coach Bobby Wallace was named as Chevrolet's National Coach of the Year. In all, UNA has received \$11,500 from Chevrolet through its scholarship program.

1980	Fred Riley	Eastern Illinois
1981	Fred Riley	Troy State
1983	Rusty Towery	Troy State
1983	Bobby Duncan	Central State of Ohio
1993	Bobby Wallace	Coach of the Year
1994	Bobby Wallace	Coach of the Year
1995	Bobby Wallace	Coach of the Year

## GULF SOUTH CONFERENCE COMMISSIONER'S TROPHY

The Commissioner's Trophy honors the top student-athlete in the league. UNA has had four of its football players receive the award.

1990	James Davis	LB
1996	Cody Gross	QB
2016	Luke Wingo	QB
2017	Jacob Tucker	QB

## ACADEMIC ALL-AMERICA®

In 1995, UNA senior center Eddie Evans of Cullman was selected second-team Academic All-America® by the College Sports Information Directors of America with a 3.40 GPA in Industrial Hygiene. A three-year starter, Evans played on UNA teams with a combined 48-5-1 record and three national championships. Evans was an All-South Region selection and was a CoSIDA/GTE Academic All-District pick, in addition to Academic All-America.

In 2009, UNA senior punter Will Batson of Killen, Ala., became UNA's second Academic All-America® pick by ESPN The Magazine and CoSIDA. Batson was also a two-time All-American and three-year starting punter for the Lions. He had a 3.61 cumulative GPA in Economics and Finance.

In 2014, junior receiver Lee Mayhall was named first-team Capital One Academic All-America® with a perfect 4.0 GPA in Industrial Hygiene.

Mayhall repeated as a first-team Academic All-America® selection in 2015. Mayhall had a 3.97 cumulative grade point average in Industrial Hygiene as a senior.

In 2019, junior defensive back K.J. Smith earned first-team Academic All-America® by CoSIDA, becoming UNA's first Division I selection. An Interdisciplinary Studies major with an emphasis in Health, Smith had a perfect 4.00 GPA and was previously selected CoSIDA Academic All-District, Big South Conference Scholar Athlete of the Year and a finalist for the Doris Robinson National FCS Scholar Athlete of the Year. A four-year starter at safety, Smith would repeat as a first-team Academic All-America® in 2020 and 2021, making him a three-time honoree. As a senior, he was also on a list of 50 student-athletes named to the 24th Annual Academic All-Star Team by the FCS Athletics Directors Association (FCS ADA).



*K.J. Smith was selected first-team Division I Academic All-America® in 2019, 20 & 21*

## NATIONAL COACH OF THE YEAR

<b>Wayne Grubb</b>	Football Gazette	1985
<b>Bobby Wallace</b>	American Football Coaches Association	1993, 1994, 1995
	Football Gazette	1993, 1994, 1995
	American Football Quarterly	1995
	Cable News Network (CNN)	1995
	Chevrolet and ABC	1993, 1994, 1995
	College Sports	1994
	Don Hansen	2016
<b>Mark Hudspeth</b>	American Football Quarterly	2003
	Dopke.com	2003
	Football Gazette	2003

## Early Years UNA MVP's

Year	Most Valuable Back	Most Valuable Lineman
1949	Carl Boley	Brooks Jones
1950	L.L. Whitten	Brooks Jones
1951	Joe Elmore	Bobby Wade
1952	Joe Elmore	Durel I Mock
1953	Alton Romine	Merle West
1954	Wendell Taylor	Carl Garrison
1955	William "Brub" Hamilton	Paul Dyar
1956	Don Pickens	Hal Sisson
1957	Ron Meeks	Bill Lumpkin
	Jack Redwine	
1958	Bearl Whitsett	David Martin
1959	Larry Yancey	David Martin
1960	Robert Douthitt	Billy Don Anderson
1961	Carl Barton	Henry Prater
1962	Carl Barton	Ken "Spike" Townley
1963	Doyle Hill	Tommy Wyatt
1964	Don Cornelius	Don Allison
1965	George Perkins	Don Creasy
1966	Don Cornelius	Mike Dennis
1967	Don Cornelius	Johnny McGee
1968	Ricky Lindsey	Johnny McGee
1969	Leonard Thomas	Johnny McGee
1970	Carl McCulley	Roger Mathis
1971	Mike Wilburn	Frankie Patterson
1972	Jim Trimble	William McCormack
1973	Danny Kimble	Larry Brown
1974	Roger Ralph	Paul Parvin
1975	Roger Ralph	Terry Witherspoon
1976	Maurice Brawley	Tobin Sexton
1977	Rodney Bivens	Len Harvey
1978	Kevin Logan	Obie Childers
1979		Howard Ross

# LION FOOTBALL HONORS

## Other Team Awards

1969	Johnny McGee	Headhunter			
1971	Larry Brown	Headhunter			
	Hezzie Morgan	Good Housekeeping			
1975	Barry Koehn	Leadership			
1979	Lonzie McCants	Mr. Hustle			
1980	Steve Carter	Most Valuable Def. Lineman	2007		
	Lonzie McCants	Mr. Hustle			
1983	Clarence Johnson	Outstanding Off. Back			
	Dexter Rutherford	Outstanding Off. Lineman			
	Rod Brooks	Outstanding Def. Back			
	Daryl Smith	Outstanding Def. Back			
	Alan Underwood	Outstanding Def. Lineman			
	Scott Shirley	Hustle			
	Reger Curry	Most Improved			
1984	Stanley Gill	Outstanding Off. Back			
	Scott Shirley	Outstanding Off. Lineman			
	Daryl Smith	Outstanding Def. Back	2008		
	Dean Sanders	Outstanding Def. Lineman			
	Danny McKinley	Hustle			
	Jeff Sims	Hustle			
	Bobby Duncan	Academic			
	Harold Greene	Most Improved			
1985	Clarence Johnson	Outstanding Off. Back			
	Jack Gipson	Outstanding Off. Lineman			
	Bruce Jones	Outstanding Def. Back			
	Harold Greene	Outstanding Def. Lineman			
	Steve Rogers	Hustle			
	Charles Johnson	Most Improved			
1987	Stevie Hobbs	Outstanding Off. Back			
	Terry Corum	Outstanding Off. Lineman			
	Wendell Phillips	Outstanding Def. Back			
	Shawn Lee	Outstanding Def. Lineman			
	Stevie Hobbs	Hustle	2010		
	Terry Corum	Academic			
	Shawn Lee	Most Improved			
1988	Bennie Jennings	Most Valuable Player			
	Tommy Compton	Off. Most Valuable Player			
	James Davis	Def. Most Valuable Player			
	Tim Garner	Academic			
1990	James Davis	Most Valuable Player	2011		
	Bennie Jennings	Off. Most Valuable Player			
	Michael Jackson	Def. Most Valuable Player			
1992	Tyrone Rush	Most Valuable Player			
	Brian Satterfield	Off. Most Valuable Player			
	Antonio Holley	Def. Most Valuable Player			
	Ronald McKinnon	Def. Most Valuable Player	2012		
	Lee Craft	Academic			
1993	Tyrone Rush	Most Valuable Player			
	Brian Satterfield	Off. Most Valuable Player			
	Jeff Redcross	Def. Most Valuable Player			
1994	Ronald McKinnon	Most Valuable Player	2013		
	Cody Gross	Off. Most Valuable Player			
	Keith Humphrey	Def. Most Valuable Player			
	Richard Garris	Academic			
1995	Cody Gross	Off. Most Valuable Player	2014		
	Ronald McKinnon	Def. Most Valuable Player			
	Sam Graham	Leadership			
1996	A.J. Lamar	Co-Off. Most Valuable Player			
	Michael Edwards	Co-Off. Most Valuable Player			
	Gerald Smith	Def. Most Valuable Player			
1997	Greg Manson	Off. Most Valuable Player			
	Reginald Ruffin	Def. Most Valuable Player	2015		
1998	Greg Manson	Off. Most Valuable Player			
	Shawn Cash	Co-Def. Most Valuable Player			
	Orlando Patterson	Co-Def. Most Valuable Player			
1999	Robert Gordon	Def. Most Valuable Player			
	Tyler Peterson	Off. Most Valuable Player			
2000	Chad Sears	Def. Most Valuable Player			
	Tyler Peterson	Off. Most Valuable Player			
2001	Trent Dawson	Def. Most Valuable Player	2016		
	Adam Underwood	Off. Most Valuable Player			
2006	Anthony Merritt	Melvin Brown-Moore Off. MVP			
	Donald Tharpe	Ronald McKinnon Def. MVP			
	Ryan Brick	Ronald McKinnon Def. MVP			
	Marcus Lewis	Phil Logan Senior Leadership			
	JoJo Bates	Jeff Hittinger Heart of a Lion			
	Larry Wilson	Freshman of the Year			
	Derrick Chatman	Academic Player of the Year			
	Luke Chenault	Evan Oglesby Academic Player of the Year			
	Lyle Atkinson	Special Teams Player of the Year			
	A.J. Milwee	Melvin Brown-Moore Off. MVP			
	David McCants	Melvin Brown-Moore Off. MVP			
	Tim Hunt	Co-Ronald McKinnon Def. MVP			
	Craig Fox	Co-Ronald McKinnon Def. MVP			
	Jonathan Douglas	Phil Logan Senior Leadership			
	Reggie Hubbard	Jeff Hittinger Heart of a Lion			
	Charles McClain	Freshman of the Year			
	Derrick Chatman	Co-Evan Oglesby Academic Player of the Year			
	Luke Chenault	Co-Evan Oglesby Academic Player of the Year			
	Steve Keeton	Co-Evan Oglesby Academic Player of the Year			
	Heath Ballard	Special Teams Player of the Year			
	A.J. Milwee	Melvin Brown-Moore Off. MVP			
	David Raymond	Ronald McKinnon Def. MVP			
	Bobby Brooks	Phil Logan Senior Leadership			
	Brandon Alldredge	Jeff Hittinger Heart of a Lion			
	Svante Davenport	Freshman of the Year			
	Derrick Chatman	Evan Oglesby Academic Player of the Year			
	Tom Schneider	Special Teams Player of the Year			
	Harrison Beck	Melvin Brown-Moore Off. MVP	2009		
	Michael Johnson	Ronald McKinnon Def. MVP			
	Montrell Craft	Phil Logan Senior Leadership			
	Mike Horton	Jeff Hittinger Heart of a Lion			
	Dominique Duster	Freshman of the Year			
	Luke Chenault	Evan Oglesby Academic Player of the Year			
	Will Batson	Special Teams Player of the Year			
	Wes Holland	Terry Bowden's 12th Man Award			
	Kyle Thornton	Melvin Brown-Moore Off. MVP	2010		
	Courtney Harris	Ronald McKinnon Def. MVP			
	Harrison Bryant	Phil Logan Senior Leadership			
	Chad Daniel	Jeff Hittinger Heart of a Lion			
	Chris Coffey	Freshman of the Year			
	Joseph Anderson	Evan Oglesby Academic Player of the Year			
	Jusmon Rivers	Special Teams Player of the Year			
	Kyle Thornton	Melvin Brown-Moore Off. MVP	2011		
	Rod Woodson	Ronald McKinnon Def. MVP			
	Jamie Dixon	Phil Logan Senior Leadership			
	Wes Holland	Jeff Hittinger Heart of a Lion			
	Taylor Carney	Freshman of the Year			
	Daniel Almon	Evan Oglesby Academic Player of the Year			
	Michael Schuster	Special Teams Player of the Year			
	Lamonte Thompson	Offensive MVP	2012		
	Caleb Massey	Defensive MVP			
	Michael Schuster / Lamar Smith	Special Teams MVP			
	Will Furlong / Richie Mata'afa	Phil Logan Senior Leadership			
	Daniel Almon	Academic Player of the Year			
	Chris Coffey	Offensive MVP	2013		
	Tavarius Wilson	Defensive MVP			
	Philbert Martial	Special Teams MVP			
	David Lundberg	Phil Logan Senior Leadership			
	Lamonte Thompson	Team Most Valuable Player	2014		
	Luke Wingo	Offensive MVP			
	Steven Rich	Defensive MVP			
	Taylor Pontius	Special Teams MVP			
	Lee Mayhall	Co-Academic Player of the Year			
	Ryan Harper	Co-Academic Player of the Year			
	Taylor Carney	Phil Logan Senior Leadership			
	Luke Wingo	Co-Offensive MVP	2015		
	Lamonte Thompson	Co-Offensive MVP			
	Floyd Jones	Defensive MVP			
	Kevin Henke	Co-Special Teams MVP			
	Philbert Martial	Co-Special Teams MVP			
	Lee Mayhall	Co-Academic Player of the Year			
	Ryan Harper	Co-Academic Player of the Year			
	Luke Wingo	Phil Logan Senior Leadership	2016		
	Jacob Tucker	Co-Offensive MVP			
	Dre Hall	Co-Offensive MVP			
	Philbert Martial	Defensive MVP			
	Kevin Henke	Co-Special Teams MVP			
	Philbert Martial	Co-Special Teams MVP			

# LION FOOTBALL HONORS

---

	Ryan Harper.....	Academic Player of the Year
	Jacob Tucker.....	Phil Logan Senior Leadership
2017	Dre Hall.....	Offensive MVP
	Chris Johnson.....	Co-Defensive MVP
	Christon Taylor.....	Co-Defensive MVP
	Wil Lovelace.....	Special Teams MVP
	Rodney Held.....	Academic Player of the Year
	Freddie Reed.....	Co-Phil Logan Senior Leadership
	Maurice Carnell.....	Co-Phil Logan Senior Leadership
2018	Christian Lopez.....	Co-Offensive MVP
	Cole Hardin.....	Co-Offensive MVP
	Chris Johnson.....	Co-Defensive MVP
	Eddquerion Harris.....	Co-Defensive MVP
	Chandler Carrera.....	Special Teams MVP
	Andrew Freeman.....	Academic Player of the Year
	Jaylin Dailey.....	Phil Logan Senior Leadership
2019	Christian Lopez.....	Offensive MVP
	D'Andre Hart.....	Defensive MVP
	Joe Gurley.....	Special Teams MVP
	K.J. Smith.....	Academic Player of the Year
	Brady Owensby.....	Phil Logan Senior Leadership
2020		
2021		
2022	ShunDerrick Powell.....	Offensive MVP
	Micah Bland.....	Defensive MVP
	Sam Contorno.....	Special Teams MVP
	Sam Contorno.....	Academic Player of the Year

# LION FOOTBALL HONORS - FCS ERA

## BIG SOUTH CONFERENCE OFFENSIVE PLAYER OF THE WEEK

2019	Sept. 2	Terence Humphrey
2019	Nov. 18	Christian Lopez
2021	Oct. 18	Parker Driggers
2021	Oct. 23	Takairee Kenebrew

## ASUN CONFERENCE OFFENSIVE PLAYER OF THE WEEK

2022	Oct. 10	Takairee Kenebrew
2022	Oct. 24	ShunDerrick Powell

## ASUN CONFERENCE FRESHMAN OF THE WEEK

2022	Oct. 24	Noah Walters
------	---------	--------------

## BIG SOUTH CONFERENCE SPECIAL TEAMS PLAYER OF THE WEEK

2019	Sept. 2	Joe Gurley
2019	Sept. 30	Joe Gurley
2019	Nov. 2	Joe Gurley
2021	Sept. 6	Joe Gurley
2021	Sept. 13	Joe Gurley

## COLLEGE SPORTS MADNESS BIG SOUTH CONFERENCE OFFENSIVE PLAYER OF THE WEEK

2021	Oct. 23	Rett Files
------	---------	------------

## ALL-BIG SOUTH CONFERENCE First-team

2020	Joe Gurley	P
2021	K.J. Smith	DB
2021	Wallace Cowins, Jr.	DL

## Second-team

2019	Christian Lopez	QB
2019	D'Andre Hart	DB
2019	Andre Little	KOR
2020	Dexter Boykin	WR
2020	Will Evans	LB
2020	K.J. Smith	DB
2021	Dexter Boykin	WR
2021	Parker Driggers	RB
2021	Joe Gurley	P
2021	Kobe Warden	PR

## ALL-ASUN CONFERENCE

### First-team

2022	ShunDerrick Powell	RB
2022	Corson Swan	TE
2022	Fau Tai'Vai	OL
2022	Cam Watson	OL

## BIG SOUTH CONFERENCE PHIL STEELE'S ALL-BIG SOUTH CONFERENCE

### First-team

2021	K.J. Smith	DB
2021	Wallace Cowins, Jr.	DL

### Second-team

2019	Christian Lopez	QB
2019	Dexter Boykin	WR
2019	Wallace Cowins	DL
2019	Joe Gurley	PK
2019	Andre Little	KOR
2021	Dexter Boykin	WR
2021	Crson Swan	TE
2021	Joe Gurley	P
2021	Kobe Warden	PR

### Third-team

2019	D'Andre Hart	DB
2019	Joe Gurley	P
2019	Austin Underwood	LS
2021	Parker Driggers	RB
2021	Cortez Hall	WR
2021	Takairee Kenebrew	WR

### Fourth-team

2021	Cam Watson	OL
2021	Connor Robbins	OL
2021	Kyree Fields	DB

## PHIL STEELE'S FCS ALL-AMERICA TEAM

### Fourth-team

2021	K.J. Smith	DB
------	------------	----

## ESPN SPORTSCENTER PLAY OF THE DAY

#1	Oct. 23, 2021	Takairee Kenebrew
		Catch vs. Charleston Southern

## COLLEGE FOOTBALL PERFORMANCE AWARDS

2021	Oct. 23	Takairee Kenebrew
------	---------	-------------------

## ASUN CONFERENCE ALL-ACADEMIC TEAM

2022	A.J. Vang	OL
2022	Sam Contorno	K

## BIG SOUTH CONFERENCE ALL-ACADEMIC TEAM

2019	K.J. Smith
2020	K.J. Smith
2021	K.J. Smith

## BIG SOUTH CONFERENCE FOOTBALL SCHOLAR-ATHLETE OF THE YEAR

2019-20	K.J. Smith
2020-21	K.J. Smith
2021-22	K.J. Smith

## BIG SOUTH CONFERENCE MALE SCHOLAR-ATHLETE OF THE YEAR

2019-20	K.J. Smith
2020-21	K.J. Smith
2021-22	K.J. Smith

## CoSIDA ACADEMIC ALL-DISTRICT 4

2019	K.J. Smith
2020	K.J. Smith
2020	Joe Gurley
2021	K.J. Smith
2021	A.J. Vang
2022	Sam Contorno
2022	Corson Swan
2022	A.J. Vang

## CoSIDA ACADEMIC ALL-AMERICA®

### First-team

2019	K.J. Smith
2020	K.J. Smith
2021	K.J. Smith

## FCS ADA ACADEMIC ALL-STAR

2019	K.J. Smith
------	------------

## STATS FCS DORIS ROBINSON SCHOLAR-ATHLETE AWARD

### National Finalist

2019	K.J. Smith
2020	K.J. Smith

## EAST-WEST SHRINE GAME

2018	Chris Johnson
------	---------------

## COLLEGE GRIDIRON SHOWCASE

2021	Alonzo Craighton
------	------------------

## PODYUM ALL-STAR BOWL

2021	Wallace, Cowins, Jr.
2021	Alonzo Craighton

## DREAM BOWL

2021	Bryce Morais
2021	Terrell Townsend
2021	Wallace, Cowins, Jr.

# LION FOOTBALL HONORS



## FORMER LION WILL BATSON HONORED ON CAPITOL HILL Former Sen. Luther Strange (R-Ala.), Will Batson, and Tom McMillen

Lawmakers and staffers gathered in Washington in 2018 to honor the best former student athletes on Capitol Hill, including former University of North Alabama All-American punter Will Batson.

“All the qualities that make a good athlete really make a good public servant, whether it’s as Congress or as staffers,” said Tom McMillen, the CEO and President of the LEAD1 Association and a former Democratic representative from Maryland.

Lead1, a group representing the athletic directors of NCAA Football Bowl Subdivision schools, hosted the inaugural Best Staff Student-Athletes on The Hill Contest in the Rayburn House Office Building.

The group recognized 25 former student-athletes who now work on Capitol Hill. Over the next few months, LEAD1 and the National Football Foundation are teaming up to share stories of former players and support staff for original Football Matters® content.

### **Will Batson**

**Legislative Assistant, Senator Ted Cruz**

**Hometown: Florence, Ala.**

**Age: 33**

**Education: Bachelor’s in Economics and Finance,  
University of North Alabama;**

**MBA, College of William & Mary**

In his fifth year as a legislative assistant in the U.S. Senate, Batson manages energy environment issues as well as infrastructure and agriculture issues for Senator Ted Cruz. That has put him in the middle of intense conversations with constituents and different groups on matters important to them and the state of Texas.

Batson turned heads with his poise and composure during his four years as a punter on the North Alabama football team.

“When I’m not meeting with constituents it’s running through those issues, learning more about them, and seeing how our Senator can be helpful to them,” Batson said. “During those meetings you’re hearing about potential opportunities where the Senator can take action whether it is introducing legislation or calling over to different agencies.”

It was back in 2006-09, Batson turned heads with his poise and composure during his four years as a punter for the North Alabama football team. He was a member of two conference championship teams, four NCAA playoff teams, and received All-American and Academic All-America® honors.

Batson also played professionally with the Tennessee Titans in 2012 and Arizona Cardinals in 2013.

Now he’s putting all those experiences to work in the U.S. Senate.

# LIONS IN THE NCAA STATISTICS

TOP 40 Rankings in Team Offense			
Total Offense			
Year	Rank	Category	Avg
1983	7th	Total	410.5
1993	8th	Total	470.2
1994	29th	Total	411.6
1995	25th	Total	407.2
1997	25th	Total	395.7
2000	38th	Total	382.8
2002	24th	Total	413.2
2003	16th	Total	446.3
2005	31st	Total	411.1
2006	22nd	Total	379.2
2008	31st	Total	422.1
2009	22nd	Total	420.9
2011	31st	Total	423.75
2015	23rd	Total	468.9
Scoring Offense			
1980	5th	Scoring	30.2
1981	10th	Scoring	29.9
1983	3rd	Scoring	34.4
1990	17th	Scoring	30.3
1993	6th	Scoring	40.6
1994	14th	Scoring	36.2
1995	6th	Scoring	37.1
1997	26th	Scoring	30.6
1998	36th	Scoring	31.3
2002	29th	Scoring	30.7
2003	5th	Scoring	38.8
2004	40th	Scoring	31.2
2005	15th	Scoring	36.4
2006	13th	Scoring	33.5
2007	19th	Scoring	37.5
2008	4th	Scoring	41.3
2009	6th	Scoring	39.5
2011	40th	Scoring	31.7
2013	17th	Scoring	39.8
2015	23rd	Scoring	37.9
2016	31st	Scoring	36.1
Rushing Offense			
1980	6th	Rushing	242.6
1982	12th	Rushing	222.9
1983	6th	Rushing	241.2
1989	27th	Rushing	193.6
1992	5th	Rushing	298.9
1993	1st	Rushing	371.5
1994	5th	Rushing	303.9
1995	3rd	Rushing	306.9
1996	19th	Rushing	228.6
1997	5th	Rushing	296.0
1998	16th	Rushing	243.9
2000	11th	Rushing	251.9
2006	24th	Rushing	177.2
2012	26th	Rushing	208.6
2013	31st	Rushing	214.6
2022	29th	Rushing	184.6
Passing Offense			
2003	22nd	Passing	267.0
2005	18th	Passing	269.6
2007	33rd	Passing	252.2
2008	22nd	Passing	269.3
2009	7th	Passing	315.9
2010	36th	Passing	241.0
2011	10th	Passing	295.5
Pass Completion Percentage			
2014	9th	Completion Pct.	65.6
2015	4th	Completion Pct.	66.9
First Downs Offense			
2013	29th	First Downs	265
2015	9th	First Downs	300
2016	16th	First Downs	295
Red Zone Offense			
2009	14th	Red Zone	.87
2012	26th	Red Zone	.85

2014	10th	Red Zone	.88
2015	13th	Red Zone	.88
2022	24th	Red Zone	.87
Third Down Conversion			
2011	18th	Third Down	45.73
2014	12th	Third Down	48.3
Passing Efficiency Offense			
2006	17th	Passing	147.6
2007	23rd	Passing	147.1
2008	7th	Passing	161.0
2009	37th	Passing	137.5
2011	24th	Passing	144.8
2014	7th	Passing	164.3
2015	6th	Passing	162.0
Turnover Margin			
1990	1st	Turnover Margin	2.50
1993	16th	Turnover Margin	1.10
1995	22nd	Turnover Margin	0.80
1998	7th	Turnover Margin	1.40
2000	28th	Turnover Margin	0.70
2003	24th	Turnover Margin	0.70
2005	9th	Turnover Margin	1.40
2006	25th	Turnover Margin	0.70
2007	13th	Turnover Margin	1.20
2008	4th	Turnover Margin	2.07
2009	11th	Turnover Margin	0.92
2010	13th	Turnover Margin	1.15
2013	9th	Turnover Margin	1.40
2016	12th	Turnover Margin	0.92
Turnovers Gained			
2007	7th	Turnovers Gained	36
2008	1st	Turnovers Gained	44
2009	3rd	Turnovers Gained	38
2010	3rd	Turnovers Gained	41
2013	1st	Turnovers Gained	39
2014	21st	Turnovers Gained	27
2016	2nd	Turnovers Gained	36
Fewest Turnovers Lost			
2006	18th	Fewest Turnovers	16
2011	39th	Fewest Turnovers	19
2012	23rd	Fewest Turnovers	17
Fewest Fumbles Lost			
2006	13th	Fewest Fumbles	6
2011	11th	Fewest Fumbles	6
2022	22nd	Fewest Fumbles	5
Fewest Sacks Allowed			
2007	30th	Sacks Allowed	1.33
Fewest Passes Had Intercepted			
2007	31st	Fewest Interceptions	10
2012	10th	Fewest Interceptions	6
2014	16th	Fewest Interceptions	7
Fewest Penalties Per Game			
2012	15th	Fewest Penalties	5.3
Fewest Penalty Yards Per Game			
2012	19th	Fewest Penalty Yards	48.6
Rankings in Team Defense			
Total Defense			
Year	Rank	Category	Avg
1983	11th	Total	223.2
1985	4th	Total	198.7
1987	24th	Total	265.8
1989	21st	Total	264.4
1990	16th	Total	264.7
1994	2nd	Total	198.8
1995	2nd	Total	209.0
1998	3rd	Total	223.6
2003	26th	Total	295.6
2005	18th	Total	289.6
2009	35th	Total	309.7
2010	18th	Total	285.8
2016	20th	Total	312.1
2017	16th	Total	286.2
Scoring Defense			
1985	2nd	Scoring	7.5
1987	24th	Scoring	15.0

1989	14th	Scoring	13.6
1990	7th	Scoring	13.1
1992	8th	Scoring	12.8
1993	21st	Scoring	15.8
1994	4th	Scoring	11.1
1995	1st	Scoring	10.6
1996	36th	Scoring	18.4
1997	36th	Scoring	18.5
1998	29th	Scoring	17.6
2003	6th	Scoring	14.1
2004	39th	Scoring	21.3
2005	18th	Scoring	17.9
2006	9th	Scoring	13.8
2007	25th	Scoring	19.8
2008	14th	Scoring	17.4
2009	11th	Scoring	17.1
2010	6th	Scoring	14.7
2011	30th	Scoring	20.7
2013	21st	Scoring	19.8
2014	18th	Scoring	18.2
2016	3rd	Scoring	14.5
2017	18th	Scoring	17.5
Rushing Defense			
1983	11th	Rushing	77.8
1984	7th	Rushing	79.2
1993	22nd	Rushing	108.7
1994	4th	Rushing	78.2
1995	1st	Rushing	56.8
1996	30th	Rushing	125.6
1997	38th	Rushing	129.3
1998	5th	Rushing	76.8
2003	36th	Rushing	122.8
2005	15th	Rushing	97.9
2007	30th	Rushing	119.3
2010	29th	Rushing	116.4
Pass Defense			
1985	2nd	Passing	96.6
1987	18th	Passing	127.8
1989	26th	Passing	135.7
2009	26th	Passing	171.1
2010	25th	Passing	169.5
2012	32nd	Passing	192.1
2014	18th	Passing	174.2
2016	18th	Passing	175.4
2017	5th	Passing	145.3
Pass Efficiency Defense			
1990	3rd	Pass Efficiency	75.0
1992	21st	Pass Efficiency	92.1
1994	2nd	Pass Efficiency	72.0
1995	13th	Pass Efficiency	89.0
1997	30th	Pass Efficiency	97.7
1998	12th	Pass Efficiency	88.9
2003	25th	Pass Efficiency	102.5
2004	34th	Pass Efficiency	103.0
2005	24th	Pass Efficiency	101.8
2008	7th	Pass Efficiency	93.9
2009	6th	Pass Efficiency	93.4
2010	10th	Pass Efficiency	99.4
2013	18th	Pass Efficiency	108.9
2014	13th	Pass Efficiency	101.2
2015	10th	Pass Efficiency	101.2
2016	1st	Pass Efficiency	90.50
2017	7th	Pass Efficiency	94.89
Passes Intercepted			
2007	11th	Passes Intercepted	20
2008	1st	Passes Intercepted	32
2009	8th	Passes Intercepted	19
2010	5th	Passes Intercepted	22
2013	1st	Passes Intercepted	29
2014	20th	Passes Intercepted	16
2016	4th	Passes Intercepted	23
2017	11th	Passes Intercepted	18
Pass Sacks			
2006	19th	Pass Sacks	2.67
2007	25th	Pass Sacks	2.92
Fumbles Recovered			



# LIONS IN THE NCAA STATISTICS

2007	14th	Fumbles Recovered	16
2009	3rd	Fumbles Recovered	19
2010	3rd	Fumbles Recovered	19
2016	22nd	Fumbles Recovered	13
<b>Red Zone Defense</b>			
2009	16th	Red Zone	.67
2010	10th	Red Zone	.62
2015	13th	Red Zone	.74

## Rankings in Special Teams


Year	Rank	Category	Avg
<b>Net Punting</b>			
1993	1st	Net Punting	39.50
1994	10th	Net Punting	37.0
1995	19th	Net Punting	39.3
1996	21st	Net Punting	35.1
1997	1st	Net Punting	39.5
1998	27th	Net Punting	35.6
2000	18th	Net Punting	34.71
2004	34th	Net Punting	34.24
2006	14th	Net Punting	34.16
2009	23rd	Net Punting	33.8
2011	16th	Net Punting	35.9
2012	12th	Net Punting	37.56
<b>Kickoff Returns</b>			
1993	3rd	Kickoff Returns	26.39
1994	36th	Kickoff Returns	20.4
1998	15th	Kickoff Returns	23.3
2004	9th	Kickoff Returns	23.3
2005	18th	Kickoff Returns	21.9
2007	25th	Kickoff Returns	22.6
2013	32nd	Kickoff Returns	21.6
2017	26th	Kickoff Returns	22.55
<b>Punt Returns</b>			
1994	26th	Punt Returns	10.5
1995	14th	Punt Returns	10.9
1997	27th	Punt Returns	11.7
2000	22nd	Punt Returns	12.63
2003	38th	Punt Returns	11.39
2004	33rd	Punt Returns	11.73
2006	24th	Punt Returns	12.5
2008	17th	Punt Returns	13.1
2011	3rd	Punt Returns	17.8
2013	25th	Punt Returns	13.4
<b>Punt Return Defense</b>			
2006	2nd	Punt Return Def.	3.32
<b>Kickoff Return Defense</b>			
2010	18th	Kickoff Defense	17.2
<b>Individuals in Top 40 National Rankings</b>			
<b>Rushing Yards Per Game</b>			
1983	16th	Clarence Johnson	93.3
1985	13th	Clarence Johnson	97.6
1986	20th	Marvin Marsh	100.5
1988	23rd	Tommy Compton	93.4
1992	22nd	Tyrone Rush	113.6
1993	24th	Tyrone Rush	115.5
1997	35th	Greg Manson	100.4
2022	4th	ShunDerrick Powell	137.1
<b>Total Rushing Yards</b>			
2015	24th	Lamone Thompson	1212
2022	4th	ShunDerrick Powell	1508
<b>Rushing Touchdowns</b>			
2016	17th	Jacob Tucker	16
2022	4th	ShunDerrick Powell	
<b>Passing Efficiency</b>			
1981	8th	Fred Riley	141.1
1984	20th	Bobby Duncan	120.3
1990	6th	Craig Bryant	140.1
2002	22nd	Will Hall	137.4
2003	1st	Will Hall	173.3
2004	43rd	Vinnie Saylor	125.2
2005	47th	Vinnie Saylor	103.4
2006	31st	A.J. Milwee	140.9

2007	21st	A.J. Milwee	148.6
2008	6th	A.J. Milwee	164.3
2009	37th	Harrison Beck	137.1
2011	30th	Lee Chapple	141.5
2013	22nd	Luke Wingo	149.9
2014	9th	Luke Wingo	162.0
2015	6th	Luke Wingo	162.8
<b>Passing Yardage</b>			
2006	42nd	A.J. Milwee	2,039
2007	27th	A.J. Milwee	2,783
2008	8th	A.J. Milwee	3,313
2009	15th	Harrison Beck	3,823
2015	19th	Luke Wingo	3,203
<b>Passing Yards Per Game</b>			
2011	11th	Lee Chapple	276.8
2014	37th	Luke Wingo	254.6
2015	28th	Luke Wingo	266.9
<b>Pass Completions Per Game</b>			
2011	9th	Lee Chapple	23.7
<b>Passing Yards Per Completion</b>			
2014	19th	Luke Wingo	14.2
2016	30th	Jacob Tucker	14.27
2022	12th	Noah Walters	14.23
<b>Pass Completion Percentage</b>			
2014	5th	Luke Wingo	67.6
<b>Receiving Yards Per Game</b>			
1994	36th	Michael Edwards	79.6
1996	32nd	Michael Edwards	77.7
2011	27th	Mo Miliam	88.2
2016	37th	Dre Hall	90.7
<b>Receiving Yards</b>			
2016	13th	Dre Hall	1,179
<b>Receptions Per Game</b>			
2005	37th	Anthony Merritt	5.8
2011	9th	Mo Miliam	7.11
<b>Receiving Touchdowns</b>			
2015	28th	Dre Hall	10
2022	33rd	Takairee Kenebrew	8
<b>Total Offense</b>			
1988	24th	Tommy Compton	187.5
2002	15th	Will Hall	261.3
2003	12th	Will Hall	285.6
2005	27th	Vinnie Saylor	253.3
2007	35th	A.J. Milwee	245.7
2008	24th	A.J. Milwee	255.0
2009	15th	Harrison Beck	290.6
2010	39th	Lee Chapple	233.69
2011	19th	Lee Chapple	272.75
2016	22nd	Jacob Tucker	289.8
<b>All-Purpose Yardage</b>			
1993	16th	Tyrone Rush	160.8
2005	20th	Anthony Merritt	160.8
2006	29th	Anthony Merritt	126.1
2022	5th	ShunDerrick Powell	160.1
<b>Scoring Avg. Per Game</b>			
1983	1st	Clarence Johnson	9.6
1985	19th	James Knowles	6.6
1993	11th	Tyrone Rush	9.8
1996	34th	A.J. Lamar	7.6
1997	22nd	Greg Manson	8.2
2002	5th	DeMarcus Blount	10.9
2003	26th	DeMarcus Blount	8.7
2008	15th	Tom Schneider	9.29
2008	28th	Mike McLendon	7.85
2022	3rd	ShunDerrick Powell	9.8
<b>Total Points Scoring</b>			
2016	33rd	Kevin Henke	103
2022	12th	ShunDerrick Powell	108
<b>Points Responsible For</b>			
2013	25th	Luke Wingo	190
2015	19th	Luke Wingo	200
2016	13th	Jacob Tucker	222
<b>Points Responsible For Per Game</b>			
2015	28th	Luke Wingo	16.8
2016	23rd	Jacob Tucker	17.1
<b>Touchdowns Per Pass Attempt</b>			

2015	3rd	Luke Wingo	9.34
<b>Punting</b>			
<b>Year</b>	<b>Rank</b>	<b>Player</b>	<b>Avg</b>
1976	10th	Aubrey Haynes	40.9
1980	10th	Guy Cox	40.0
1985	8th	Harlow Fikes	41.0
1986	10th	Scott DeMott	41.0
1987	6th	Scott DeMott	41.8
1991	2nd	John Crittenden	43.2
1992	9th	John Crittenden	41.2
1997	6th	Tony Faggioni	42.0
1998	9th	Tony Faggioni	42.5
2003	37th	Travis Johnston	39.3
2008	14th	Will Batson	41.2
2009	5th	Will Batson	41.2
2012	19th	Michael Schuster	41.85
<b>Field Goals</b>			
1980	1st	Nelson McMurrain	1.40
1985	4th	James Knowles	1.45
1989	8th	Mike Berry	1.27
1990	11th	Brad Stepp	1.20
1993	8th	Jamie Stoddard	1.00
2003	17th	Travis Johnston	1.10
2004	18th	Beau Tanner	1.00
2005	8th	Yuta Fukuda	1.30
2006	16th	Yuta Fukuda	1.00
2007	24th	Scott Shurden	0.90
2008	7th	Tom Schneider	1.36
2009	32nd	Kenny Spencer	0.92
2010	29th	Josh Montgomery	1.00
2014	33rd	Taylor Pontius	1.00
2015	7th	Kevin Henke	1.50
2016	20th	Kevin Henke	1.15
2017	18th	Chandler Carrera	1.30
<b>Field Goal Percentage</b>			
2014	21st	Taylor Pontius	78.6
2015	30th	Kevin Henke	75.0
2016	4th	Kevin Henke	83.3
2017	26th	Chandler Carrera	76.5
<b>Kickoff Returns</b>			
1976	5th	Burnis Rose	28.0
1981	10th	Emmanuel Young	23.9
1989	11th	Troy Nelson	25.6
1993	7th	Tyrone Rush	30.6
1994	10th	Kenyatta Jones	28.6
1996	12th	Harry Holloway	26.7
1998	9th	Corey Harris	30.0
2001	22nd	Evan Oglesby	25.8
2002	26th	Patrick Wilson	25.1
2004	11th	Anthony Merritt	27.1
2005	15th	Anthony Merritt	25.9
2007	27th	David McCants	26.2
2014	21st	Darvell Harris	27.3
<b>Punt Returns</b>			
1994	21st	Mo Malone	10.2
1995	14th	D'Angelo Armistad	10.9
2003	21st	Anthony Merritt	12.5
2004	14th	Anthony Merritt	13.9
2006	22nd	Anthony Merritt	12.5
2008	22nd	Charles McClain	12.3
2009	34th	Charles McClain	10.1
2010	35th	Charles McClain	10.5
2011	2nd	Janoris Jenkins	21.7
2013	17th	Philbert Martial	13.3
2016	21st	Philbert Martial	12.3
2017	28th	Dwain Smith	11.0
<b>Interceptions</b>			
1993	36th	Keith Humphrey	0.5
1996	36th	Gerald Smith	0.5
1998	18th	Tyrone Bell	0.6
2003	30th	Evan Oglesby	0.5
2005	10th	Blake Farris	1.6
2008	29th	Darron Dampier	0.46
2009	26th	Quinton Andrews	0.46
2012	T14th	Caleb Massey	0.50
2016	16th	Philbert Martial	0.5

# LIONS IN THE NCAA STATISTICS

2017	7th	Chris Johnson	0.6
<b>Tackles</b>			
2011	34th	Marcus Dowtin	9.58
2012	T7th	Tavarius Wilson	11.20
2013	37th	Gabe Poe	9.80
<b>Solo Tackles</b>			
2013	24th	Gabe Poe	5.80
<b>Tackles for Loss</b>			
2002	T34th	Sam Fakunle	1.6
<b>Sacks</b>			
2010	30th	Courtney Harris	0.77
<b>Forced Fumbles</b>			
2004	T27th	Ken Triplett	0.30
<b>Passes Defended</b>			
2004	T36th	Blake Farris	1.3
2005	10th	Blake Farris	1.6



UNA knocked off No. 1 ranked Valdosta State, 17-10, on Nov. 1, 2003

## UNA's NCAA Statistical National Champions

1990	<b>1st</b>	Turnover Margin	2.5
1993	<b>1st</b>	Rushing	371.5
1993	<b>1st</b>	Net Punting	39.5
1995	<b>1st</b>	Scoring Defense	10.6
1995	<b>1st</b>	Rushing Defense	56.8
1997	<b>1st</b>	Net Punting	39.5
2008	<b>1st</b>	Turnovers Gained	44
2008	<b>1st</b>	Passes Intercepted	32
2013	<b>1st</b>	Turnovers Gained	39
2013	<b>1st</b>	Passes Intercepted	29
2016	<b>1st</b>	Passes Efficiency Defense	90.50
1980	<b>1st</b>	Field Goals	
		Nelson McMurrain	1.4
1983	<b>1st</b>	Scoring	
		Clarence Johnson	9.6
2003	<b>1st</b>	Passing Efficiency	
		Will Hall	173.3



Will Hall led the NCAA Division II in passing efficiency in 2003.

## North Alabama

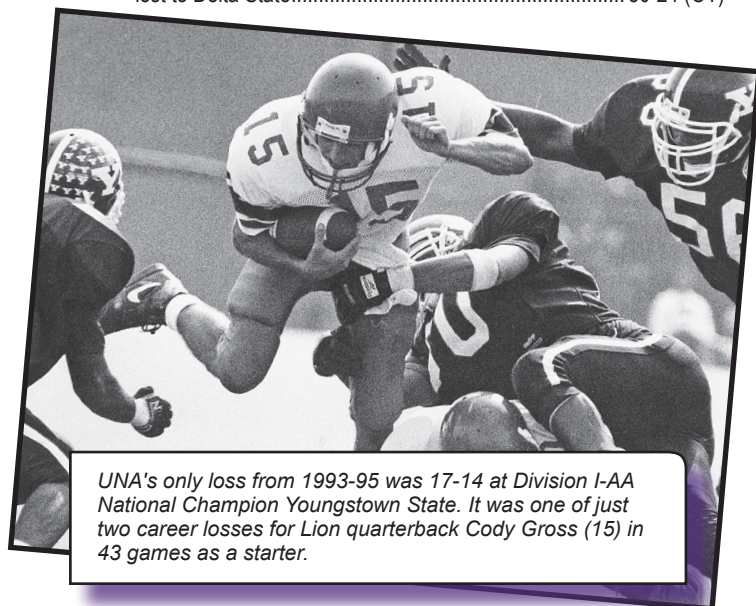
### vs. No. 1 Teams: (2-8)

1972	at West Alabama	West Alabama 17, UNA 6
1980	Eastern Illinois	EIU 56, UNA 31
1984	Troy State	UNA 13, Troy State 10
1990	Mississippi College	MC 21, UNA 10
1997	at Carson-Newman	CN 21, UNA 7
2001	Delta State	DSU 21, UNA 3
2001	at Valdosta State	VSU 54, UNA 7
2003	at Valdosta State	UNA 17, VSU 10
2016	vs. Northwest Missouri State	NWMSU 29, UNA 3
2018	at North Dakota State	NDSU 38, UNA 7

## North Alabama

### as No. 1 Team: (41-4)

1993	1st game as No. 1 ranked team:	
	at Mississippi College	38-28
1994	only loss from 1993-95:	
	at Youngstown State	14-17
1996	lost at Albany State	10-17
1996	def. Alabama A&M	47-0
2009	def. Valdosta State and Arkansas-Monticello	
	lost to West Alabama	31-28 (4 OT)
2011	def. Arkansas Tech	44-10
	lost to Delta State	30-24 (OT)



UNA's only loss from 1993-95 was 17-14 at Division I-AA National Champion Youngstown State. It was one of just two career losses for Lion quarterback Cody Gross (15) in 43 games as a starter.

# LEGENDS OF THE FALL

## OFFENSE PLAYER

YEARS	HOMETOWN	HIGH SCHOOL
<b>Quarterbacks</b>		
1964-67	Huntsville, Ala.	Lee
1992-95	Rogersville, Ala.	Lauderdale County
<b>Running Backs</b>		
1952-55	Athens, Ala.	Athens
1980, 82-83, 85	Huntsville, Ala.	Johnson
1993-96	Cullman, Ala.	Cullman
1951-53	Rogersville, Ala.	Lauderdale County
1989, 91-93	Philadelphia, Miss.	Neshoba Central
1989-90, 91-92	Epworth, Ga.	Fannin County
1952-55	Bridgeport, Ala.	Bridgeport
1968-71	Huntsville, Ala.	Butler
<b>Receivers</b>		
1993-96	West Point, Miss.	West Point
1950-53	Killen, Ala.	Lauderdale County
1966-68	Sheffield, Ala.	Sheffield
1973-75	Arab, Ala.	Arab
<b>Tight End</b>		
1992-95	Muscle Shoals, Ala.	Muscle Shoals
1987-90	Fayetteville, Tenn.	Lincoln County
<b>Offensive Line</b>		
1959-61	Athens, Ala.	Athens
1958-60	Tuscumbia, Ala.	Deshler
1949-52	Talladega, Ala.	Talladega
1978-81	Albertville, Ala.	Albertville
1982-83	Hatton, Ala.	Hatton
1955-57	Haleyville, Ala.	Haleyville
1979-82	Huntsville, Ala.	Lee
1990-93	New Martinsville, W.V.	Magnolia
1991-94	Eclectic, Ala.	Elmore County
1992-95	Muscle Shoals, Ala.	Muscle Shoals
1992-95	Rogersville, Ala.	Lauderdale County
1974-76	Fairfield, Ala.	Fairfield

## DEFENSE PLAYER

YEARS	HOMETOWN	HIGH SCHOOL
<b>Defensive Line</b>		
1978-80	Savannah, Tenn.	Central
1991-94	Moundville, Ala.	Hale County
1994-95	Taylorsville, Miss.	Taylorsville
1986-87	Brooklyn, N.Y.	Erasmus Hall
1966-69	Lawrenceburg, Tenn.	Lawrence County
1992-95	Huntsville, Ala.	Lee
1990-93	Madison, Ala.	Sparkman
1994-97	Butler, Ala.	Choctaw County
1982-85	Russellville, Ala.	Russellville
<b>Linebackers</b>		
1976-79	Killen, Ala.	Brooks
1979-82	Mobile, Ala.	Murphy
1987-90	Clanton, Ala.	Chilton County
1992-95	Huntsville, Ala.	Lee
1992-95	Elba, Ala.	Elba
1980-81	Florence, Ala.	Coffee
1982-85	Cumming, Ga.	Forsythe County
<b>Defensive Backs</b>		
1980-83	Huntsville, Ala.	Lee
1956-58	Hackleburg, Ala.	Hackleburg
1976-79	Mobile, Ala.	McGill-Toolen
1982-85	Courtland, Ala.	Courtland
1984-87	Leighton, Ala.	Colbert County
1981-84	Opelika, Ala.	Opelika
1993-96	Moss Point, Miss.	Moss Point
1989-92	Tuscumbia, Ala.	Deshler
<b>Place Kickers</b>		
1982-85	Montevallo, Ala.	Shelby Academy
1993-95	Florence, Ala.	Bradshaw
<b>Punter</b>		
1991-92	Carrollton, Miss.	George
1986-87	Eudora, Kan.	Okaloosa

50th ANNIVERSARY



1949-1998 **UNA**  
*Football*

### TEAM SELECTION:

A total of 56 players were chosen for the 50th Anniversary UNA Football Team (1949-98) from more than 1,000 players who have played at UNA. The 25-person selection committee consisted of members of the UNA Athletic Hall of Fame Selection Committee, media representatives, staff members and coaches.

### HIGHLIGHTS:

- The city of Huntsville led the team with seven players selected.
- 43 of the total players chosen were from the state of Alabama
- A total of 21 players from the 1990's were selected, with 17 from the 1980's, six from the 1970's, five from the 1960's and seven from the 1950's.
- Thirty-eight of the team members were selected All-American during their careers at UNA.
- Eleven of the members played on UNA's three consecutive NCAA Division II National Championship teams.

# FIRST FORTY YEARS UNA FOOTBALL TEAM


## "The First Forty Years" UNA Football Team (1949-88 as selected by the Florence Times Daily)

### Offense

QB Rusty Towery ..... (1979, 80, 82, 83)  
 RB Clarence Johnson ..... (1980, 82, 83, 85)  
 RB Lawson Fletcher ..... (1978, 79, 80, 81)  
 RB Wendell Taylor ..... (1952, 53, 54, 55)  
 WR Harlon Hill ..... (1950, 51, 52, 53)  
 WR Roger Ralph ..... (1973, 74, 75)  
 WR Ricky Lindsey ..... (1966, 67, 68)  
 OL Don Smith ..... (1979, 80, 81, 82)  
 OL Terence Witherspoon ..... (1974, 75, 76)  
 OL Durell Mock ..... (1949, 50, 51, 52)  
 OL Billy Don Anderson ..... (1959, 60, 61)  
 OL Hal Sisson ..... (1955, 56, 57)  
 PK James Knowles ..... (1982, 83, 84, 85)

### Defense

DL David Martin ..... (1956, 57, 58, 59)  
 DL Johnny McGee ..... (1966, 67, 68, 69)  
 DL Larry Brown ..... (1971, 72, 73)  
 DL Billy Witt ..... (1982, 83, 84, 85)  
 DL Steve Carter ..... (1978, 79, 80)  
 LB William Bowens ..... (1976, 77, 78, 79)  
 LB Frank Condon ..... (1979, 80, 81, 82)  
 LB Sam Prater ..... (1980, 81)  
 DB Lewis Billups ..... (1982, 84, 85)  
 DB Daryl Smith ..... (1981, 82, 83, 84)  
 DB Bruce Jones ..... (1982, 83, 84, 85)  
 DB Wendell Phillips ..... (1984, 85, 86, 87)  
 P Scott DeMott ..... (1986, 87)



Durell Mock

## UNA'S ALL-DECADE TEAMS

### 1949-58

#### Offense

QB ..... Joe Brewer  
 RB ..... Joe Elmore  
 RB ..... Brub Hamilton  
 RB ..... Wendell Taylor  
 RB ..... Jack Redwine  
 End ..... Harlon Hill  
 End ..... Bill Lumpkin  
 OL ..... Paul Dyar  
 OL ..... Durell Mock  
 OL ..... Hal Sisson  
 OL ..... Carl Garrison  
 OL ..... Sam Hyde  
 PK ..... Joe Brewer

#### Defense

DL ..... Bama Poole  
 DL ..... David Martin  
 DL ..... Herbert Sanford  
 DL ..... Bobby Neal Wade  
 DL ..... Marvin Clem  
 DL ..... Ben Harris  
 LB ..... Travis Richardson  
 LB ..... Brooks Jones  
 DB ..... Max Bureson  
 DB ..... L.L. Whitten  
 DB ..... Gene Sanderson  
 DB ..... Monk Romine  
 P ..... L.C. Fowler

### 1959-68

#### Offense

QB ..... Don Cornelius  
 RB ..... Robert Douthitt  
 RB ..... George Perkins  
 RB ..... Leonard Thomas  
 RB ..... Larry Yancey  
 End ..... Ricky Lindsey  
 End ..... Henry Prater  
 OL ..... Billy Don Anderson  
 OL ..... R.C. Sanderson  
 OL ..... Don Creasy  
 OL ..... Ken "Spike" Townley  
 OL ..... Gerald Hudson  
 PK ..... Bobby Jackson

#### Defense

DL ..... Lester Dawson  
 DL ..... Ray Hester  
 DL ..... Johnny McGee  
 DL ..... Sparky Box  
 DL ..... Carl Hannah  
 LB ..... Tommy Wyatt  
 LB ..... Harold Graham  
 DB ..... Earnest Breland  
 DB ..... Jim Grant  
 DB ..... Benny Burns  
 DB ..... Tommy Clemons  
 P ..... Jody Gamble

### 1969-78

#### Offense

QB ..... Randy Elmore  
 RB ..... Curtis Sirmones  
 RB ..... Marc Merritt  
 RB ..... Mike Wilburn  
 WR ..... Robert Steele  
 WR ..... Roger Ralph  
 WR ..... Danny Kimble  
 OL ..... Barry Johnson  
 OL ..... Terence Witherspoon  
 OL ..... Obie Childers  
 OL ..... Barry Koehn  
 OL ..... Paul Parvin  
 PK ..... William McCormack

#### Defense

DL ..... Frankie Patterson  
 DL ..... Larry Brown  
 DL ..... Brad Hendrix  
 DL ..... Johnny Williams  
 DL ..... Tobin Sexton  
 LB ..... Howard Ross  
 LB ..... William Bowens  
 LB ..... William McCormack  
 DB ..... Palmer Byrd  
 DB ..... Robbie Hudson  
 DB ..... Marcene Emmett  
 DB ..... Rodney Bivens  
 P ..... Aubrey Haynes

### 1979-88

#### Offense

QB ..... Rusty Towery  
 RB ..... Clarence Johnson  
 RB ..... Lawson Fletcher  
 RB ..... Marvin Marsh  
 WR ..... Germaine Young  
 WR ..... Jerry Hill  
 WR ..... Stevie Hobbs  
 OL ..... Don Smith  
 OL ..... Mike Rollins  
 OL ..... Dexter Rutherford  
 OL ..... Hamp Moore  
 OL ..... Scott Shirley  
 PK ..... James Knowles

#### Defense

DL ..... Steve Carter  
 DL ..... Ron Harris  
 DL ..... Dean Sanders  
 DL ..... Billy Witt  
 DL ..... Shawn Lee  
 LB ..... Frank Condon  
 LB ..... Steve Rogers  
 LB ..... Sam Prater  
 DB ..... Bruce Jones  
 DB ..... Lewis Billups  
 DB ..... Daryl Smith  
 DB ..... Wendell Phillips  
 P ..... Scott DeMott

# ALL-DECADE TEAMS/ALL-ACC

## 1989-98

### Offense

QB ..... Cody Gross  
 RB..... Tyrone Rush  
 RB..... Brian Satterfield  
 RB..... A.J. Lamar  
 RB..... Kenyatta Jones  
 WR..... Michael Edwards  
 WR..... Derrick Coffey  
 WR..... Demetrea Shelton  
 TE ..... Jarius Hayes  
 TE ..... Bennie Jennings  
 TE ..... Bobby Collins  
 OL..... Michael Williams  
 OL..... Jon Thompson  
 OL..... Jeff Surbaugh  
 OL..... Kin Taylor  
 OL..... Joe Washington  
 OL..... Eddie Evans  
 PK..... Jamie Stoddard

### Defense

DL..... Israel Raybon  
 DL..... Marcus Keyes  
 DL..... Marcus Hunter  
 DL..... Jeff Redcross  
 DL..... Reginald Ruffin  
 DL..... Shawn Cash  
 DL..... O.J. Patrick  
 LB ..... Ronald McKinnon  
 LB ..... James Davis  
 LB ..... Keith Humphrey  
 DB..... Gerald Smith  
 DB..... Harvey Summerhill  
 DB..... Sedic Barnett  
 DB..... Tyrone Bell  
 DB..... Marcus Hill  
 P ..... John Crittenden  
 P ..... Tony Faggioni

## 1999-2008

### Offense

QB ..... Will Hall  
 QB ..... A.J. Milwee  
 RB..... DeMarcus Blount  
 RB..... Randy Vickers  
 WR..... Marcus Lewis  
 WR..... Anthony Merritt  
 WR..... Jason Messing  
 WR..... Rocky Coleman  
 TE ..... Chip Long  
 TE ..... Covington Wright  
 OL..... Lance Ancar  
 OL..... Sam Hathorn  
 OL..... J.D. Whited  
 OL..... JoJo Bates  
 OL..... Sherwin Lyons  
 OL..... Matt Horton  
 PK..... Travis Johnston

### Defense

DL..... Tim Hunt  
 DL..... Montrell Craft  
 DL..... Ken Triplett  
 DL..... Jonathan Taylor  
 DL..... Larry Paul  
 LB ..... Donald Tharpe  
 LB ..... Michael Johnson  
 LB ..... Courtney Wright  
 LB ..... Harold Wisdom  
 DB..... Evan Oglesby  
 DB..... Blake Farris  
 DB..... Chad Sears  
 DB..... Craig Fox  
 DB..... Bobby Brooks  
 P ..... Will Batson

## 2009-2018

### Offense

QB ..... Jacob Tucker  
 QB ..... Luke Wingo  
 RB..... Chris Coffey  
 RB..... Lamonte Thompson  
 WR..... Dre Hall  
 WR..... Lee Mayhall  
 WR..... Mico McSwain  
 WR..... Preston Parker  
 WR..... T.J. Porter  
 WR..... Jason Smith  
 OL..... Jamie Dixon  
 OL..... Stephen Evans  
 OL..... Will Furlong  
 OL..... Keith Jones  
 OL..... Tyler Sizemore  
 OL..... Kyle Thornton  
 OL..... Calvin Wilson  
 PK..... Taylor Pontius

### Defense


DL..... Taylor Carney  
 DL..... Montrell Craft  
 DL..... Courtney Harris  
 DL..... Freddie Reed  
 DL..... Shaquille Smith  
 DL..... Steve Wesley  
 LB ..... Marcus Downtin  
 LB ..... Brion James  
 LB ..... Michael Johnson  
 LB ..... Gabe Poe  
 LB ..... Steven Rich  
 LB ..... Tavarius Wilson  
 CB..... Chad Daniel  
 CB..... Levi Fell  
 CB..... Janoris Jenkins  
 CB..... Philbert Martial  
 S ..... Quinton Andrews  
 S ..... Chris Johnson  
 S ..... Floyd Jones  
 S ..... Caleb Massey  
 P ..... Will Batson

## ALL ALABAMA COLLEGIATE CONFERENCE

During the 1960s the Lions competed in the Alabama Collegiate Conference and won or shared conference football titles in 1960, 1961, 1962 and 1963. While records are incomplete for some seasons, below is a listing of All-Alabama Collegiate Conference selections that we are aware of.

### ALL-ACC SELECTIONS


1960 Henry Prater.....E  
 1960 Robert Douthitt.....B  
 1960 Larry Yancey .....B  
 1960 Sammy Smith..... T  
 1960 Billy Don Anderson..... G  
 1961 Henry Prater.....E  
 1961 Carl Barton ..... FB  
 1962 Earnest Breland ..... WB  
 1963 Ken Daniel..... OT  
 1965 Tommy Clemmons ..... OG  
 1965 George Perkins ..... RB  
 1968 Palmer Byrd ..... DB  
 1968 Sparky Box.....E  
 1968 Johnny McGee ..... DL  
 1968 Max Bobo ..... OT



Israel Raybon

### Notes

Of the 39 players selected for the UNA Team of the Decade for 2009-2018, 21 earned All-American honors with the Lions. A total of 18 of the players selected were four-year lettermen at UNA and there were three players - Michael Johnson, Will Batson and Montrell Craft - who were also on the previous all-decade team.



Robert Douthitt

# UNA ATHLETIC HALL OF FAME

---

## Class of 1990

Doyle "Dabbs" Earnest  
Eddie Flowers  
Harlon Hill  
Hal Self

## Class of 1991

Otis Boddie  
John Bostick  
Max Burluson  
Winfrey "Wimp" Sanderson

## Class of 1992

Bill Jones  
Ricky Lindsey  
Jack Redwine  
Wendell Taylor

## Class of 1993

Wanda Beckham  
Coleman Crawford  
William "Brub" Hamilton  
Larry "Snuffy" Smith

## Class of 1994

Don Cornelius  
Joe Elmore  
Jud Stockard  
George Weeks

## Class of 1995

Joe Brewer  
Sam Hardy  
Gerald Lavender  
Roger Ralph

## Class of 1996

Ed Billingham  
Bruce Jones  
Alton "Monk" Romine  
Leonard "Rabbit" Thomas

## Class of 1997

Billy Don Anderson  
Dr. Robert M. Guillot  
Doug Key  
Cedric Landrum

## Class of 1998

Charles Cunningham  
Don Faint  
James Knowles  
Grady Liles

## Class of 1999

Rick Chavez  
Johnny Long  
Hal Sisson  
Maurice Stafford

## Class of 2000

LaConger Cohran  
Eddie Frost  
Tommy Ledbetter  
Terence Witherspoon

## Class of 2001

Brenda Mayes (Harris)  
Brice Bishop  
James Davis, Jr.  
Albert Owens

## Class of 2002

William Bowens  
Mike Burns  
Bill Hyde  
L.L. Whitten

## Class of 2003

Gary Elliott  
Lawson Fletcher  
Tracy McCall  
Don Smith

## Class of 2004

Rod Brooks  
Gerald "Tuffy" Hudson  
Kristy Hunter Holdbrooks  
Tyrone Rush

## Class of 2005

Carol Franklin Bishop  
Wayne Byrd  
Jeff Redcross  
Steve Thrasher

## Class of 2006

Jim Czajkowski  
Kristie Grant  
Cody Gross  
Keith Humphrey  
Israel Raybon  
Jon Thompson

## Class of 2007

Sherri Blount  
Jarius Hayes  
Terry Jones  
Danny Kimble  
Ronald McKinnon  
Billy Witt

## Class of 2008

Greg Bowles  
Kevin Bradford  
Ande Jones  
Steve Martin  
Gerald Smith  
Merle West

## Class of 2009

Robert Douthitt  
Bennie Jennings  
Mariella Fasce Lee  
Mike Lane  
Sam Lee  
Don McBrayer

## Class of 2010

Steve Carter  
Billy Gamble  
Kenyatta Jones  
Alan Pate  
Dr. Roy Stevens  
Michael Williams

## Class of 2011

Michael Edwards  
George "Goober" Lindsey  
Rachel Price Bell  
Ronda Price Brinley  
Bobby Wallace  
Allen Williams

## Class of 2012

James "Buddy" Moore  
Stuart Clark  
Steve Kosa  
Michele Logan Hyde  
Louis Newsome  
Brian Satterfield

## Class of 2013

Douglas Hargett  
Jeff Hodges  
Ricky Johnson  
Nesrin Seckin  
Harvey Summerhill  
Josh Willingham

## Class of 2014

Amber Deline  
Cliff Lord  
Hamp Moore  
Jana Ninova  
Jason Vaughn  
Buck Williams

## Class of 2015

Chris Fears  
Doris D.J. Jones  
Evan Oglesby  
Alex Sloan

## Class of 2016

Vanessa Ferretti Howell  
Ashley Moffitt  
Robert Steele  
Kent Sullivan

## Class of 2017

Blake Farris  
Becky Mauck Gentry  
Bily Pomeroy  
Jeff Surbaugh

## Class of 2018

Jerry Hill  
Jessica Liddy Wallace  
Emry McKay Bryan  
Carl Wilmer

## Class of 2019

Renae Cody  
Mike Klug  
Bobby Joe Pride  
Justin Regan

## Class of 2020

Lance Ancar  
James Barksdale  
Troy Nelson  
Reginald Ruffin  
Amber Rutherford Joseph

## Class of 2021

Laura Bellinger  
Daniel Creel  
Michael Johnson  
Marcus Keyes  
Kindra Moore Smith  
Dr. Patricia Roden

## Class of 2022

Riley Brewer  
Freddie Copeland  
Will Hall  
Jana Killen  
Hollie Loud  
Jamie Stoddard

## Class of 2023


Will Batson  
Trey Mitchell  
Matt Peck  
Chloe Roberts  
Pasola Swoope  
Luther Tiggs

## NATIONAL AWARDS

# College Football Hall of Fame

Former Lion linebacker Ronald McKinnon of Elba, Ala., was inducted into College Football Hall of Fame on July 19, 2008 in South Bend, Ind.

McKinnon was a four-time, first-team All-Gulf South Conference pick and a three-time consensus All-American. He is also the only defensive player to win the Harlon Hill Trophy as Division II Player of the Year. He went on to a 10-year career in the National Football League where he recorded more than 1,000 tackles.



& COLLEGE HALL OF FAME, INC.


# NATIONAL AWARDS

The University of North Alabama has had three former Lions inducted into the Division II Football Hall of Fame.

Former Lion quarterback Cody Gross of Rogersville, Ala., was inducted as part of the Class of 2006. Gross had a 41-2 record as a starting quarterback and led UNA to three straight NCAA Division II National Championships from 1993-95. He was inducted with John Randle of Texas A&M-Kingsville and Sean Landeta of Towson State.

Former Lion linebacker Ronald McKinnon of Elba, Ala., was inducted in 2007 with Earl Dotson of Texas A&M-Kingsville and Mike Turk of Troy. McKinnon was a four-time, first-team All-Gulf South Conference pick and a three-time consensus All-American. He is the only defensive player to win the Harlon Hill Trophy as Division II Player of the Year. He also enjoyed a 10-year career in the National Football League and has been inducted into the College Football Hall of Fame.

Former UNA Head football coach Bobby Wallace was inducted in 2010. Wallace was head coach at UNA from 1988-97 and had an 82-36-1 record that included three Gulf South Conference championships and three straight NCAA Division II National Championships. He led UNA to six NCAA playoff appearances in 10 years and was selected the Division II Coach of the Quarter Century in 1997. He was in the first class of coaches to join the Hall of Fame, along with Ken Sparks of Carson-Newman and Mel Tjeerdsma of Northwest Missouri State.



*Division II Hall of Fame Class of 2006  
John Randle, Cody Gross, Sean Landeta*



*Division II Hall of Fame Class of 2010  
Bobby Wallace, Mel Tjeerdsma, Ken Sparks*




*Division II Hall of Fame Class of 2007  
Mike Turk, Earl Dotson, Ronald McKinnon*



## NATIONAL AWARDS


### Rimington Trophy



University of North Alabama senior center **Lance Ancar** of Harvey, La., was named the 2005 winner of the Dave Rimington Trophy as the top collegiate center in the NCAA Division II.



### Division II Team of The Quarter Century



*In 1997, as part of the 25th Anniversary of the creation of Division II, the 1995 UNA Football Team was selected as the Division II Team of the Quarter Century (1972-97). The Lions went 14-0 in 1995 and capped a 41-1 three-year run that made this Lion group the only one in Division II history to win three straight national championships. The Lions head coach, Bobby Wallace, was also chosen Division II Coach of the Quarter Century.*

# NATIONAL AWARDS



Montrell Craft

## Gene Upshaw Award

North Alabama has had three National Finalists for the Gene Upshaw Award as the top lineman in Division II football. Defensive end **Montrell Craft** (left) of Memphis, Tenn., was a Finalist in 2009 and defensive end **Courtney Harris** (right) of Jupiter, Fla., was a Finalist in 2010. Offensive tackle **Stephen Evans** (below left) of Boston, Mass., was a 2016 Finalist.



Courtney Harris



Stephen Evans



## National Defensive Player of the Year

University of North Alabama senior linebacker **Michael Johnson** of Panama City, Fla., was named as the the 2009 Division II National Defensive Player of the Year by both **Daktronics** and **D2Football.com**



University of North Alabama senior linebacker **Tavarius Wilson** of Jackson, Miss., was named as the the 2013 Division II National Defensive Player of the Year by **Beyond Sports Network (BSN)**.



# ASHOF OF FAME / GSC HALL OF FAME

## ALABAMA SPORTS HALL OF FAME INDUCTEES WITH UNA CONNECTIONS

### Harlon Hill

(ASHOF Class of 1976)  
UNA Football Player 1950-53,  
Assistant Football Coach 1967-68

### George "Goober" Lindsey

(ASHOF Class of 1983)  
UNA Football Player 1950-51

### Winfrey "Wimp" Sanderson

(ASHOF Class of 1990)  
UNA Basketball Player 1957-59

### Hal Self

(ASHOF Class of 1996)  
UNA Head Football Coach 1949-69,  
Athletic Director 1969-73

### Tom York

(Distinguished Alabama Sportsman 1996)  
UNA Graduate

### Wendell Hudson

(ASHOF Class of 2001)  
UNA Assistant Men's Basketball Coach 1982-83

### Bobby Wallace

(ASHOF Class of 2004)  
UNA Head Football Coach 1988-1997

### Mickey Andrews

(ASHOF Class of 2006)  
UNA Head Football Coach 1973-76

### Ronald McKinnon

(ASHOF Class of 2010)  
UNA Football Player 1992-95

### Bobby Johns

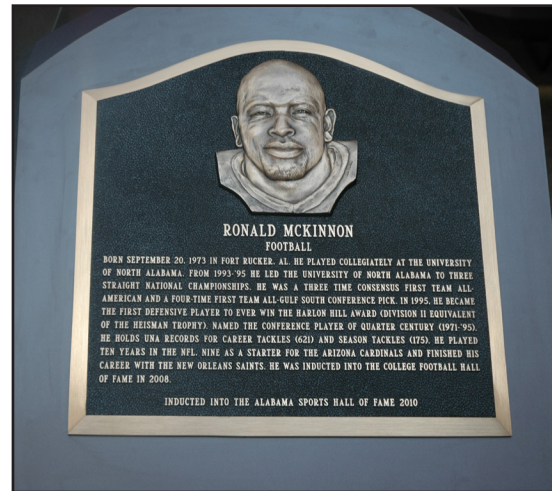
(ASHOF Class of 2010)  
UNA Assistant Football Coach 1972

### Bill Jones

(ASHOF Class of 2013)  
UNA Basketball Player 1955-57  
UNA Head Basketball Coach 1974-88  
UNA Assistant Athletic Director 1974-77  
UNA Associate Athletic Director 1977-87  
UNA Athletic Director 1987-94

### Bill E. Jones

(ASHOF Class of 2018)  
UNA Assistant Men's Basketball Coach 1971-72  
UNA Head Men's Basketball Coach 1973-74



Former UNA All-American **Ronald McKinnon** became the ninth UNA student-athlete or coach to be inducted into the Alabama Sports Hall of Fame. He was joined in that 2010 induction class by a former UNA assistant football coach, **Bobby Johns**

## UNA FOOTBALL IN THE GULF SOUTH CONFERENCE HALL OF FAME

### Ronald McKinnon

(GSC Hall of Fame Class of 2014)

### Cody Gross

(GSC Hall of Fame Class of 2016)

### Bobby Wallace

(GSC Hall of Fame Class of 2017)

# HARLON HILL

A native of Killen, Ala., the late Harlon Hill was a prime example of the unknown small college player with tremendous talents who went on to prove his greatness in the National Football League - competing with top players in the game.

A small college All-American receiver at Florence State Teachers College (now the University of North Alabama), Hill was drafted in the 15th round of the NFL draft by the Chicago Bears - a team willing to take a chance on a player that scout Clark Shaughnessy only heard about from a man in the press box at the annual Blue-Gray Classic in Montgomery.

The Bears didn't have to wait long for the skinny boy from Florence State to make their gamble pay off, however.

In 1954, Hill caught 45 passes for 1,124 yards and 12 touchdowns and was named National Football League Rookie of the Year. The following year he caught 42 passes for 789 yards and nine touchdowns and was the recipient of the Jim Thorpe Trophy as the NFL Most Valuable Player.

In nine years in the NFL, Hill caught 233 passes for 4,717 yards and 40 touchdowns and is still regarded as one of the greatest receivers to ever play the game.

He played in the Pro Bowl in 1955, 1956 and 1957 and was an All-Pro selection in 1954, 1955 and 1956.


He spent his first eight seasons, from 1954-61, with the Bears and split his final season between the Pittsburgh Steelers and the Detroit Lions.

Hill played in relative obscurity for the Lions as an end in a powerful single-wing offense.


He caught only 54 passes in four years with the Lions but they went for 1,020 yards and a school record 19 touchdowns. He averaged 18.8 yards per catch.

Hill was inducted into the Helms Athletic Foundation Hall of Fame in 1958, into the Alabama Sports Hall of Fame in 1976 and into the UNA Athletic Hall of Fame in the initial class in 1990.

Hill served as principal at Brooks High School in Killen before his retirement. He passed away in 2013 at the age of 80.



Harlon Hill at Florence State (UNA)



Harlon Hill with Hill Trophy

Hill's Collegiate Statistics							
Year	Team	Games	Rec	Yards	Avg.	TDs	Pts
1950	Florence State	9	2	23	11.5	2	12
1951	Florence State	9	22	372	16.9	6	36
1952	Florence State	9	18	379	21.0	7	42
1953	Florence State	8	12	246	20.5	4	24
Career Totals		35	54	1020	18.8	19	114

Hill's Professional Statistics							
Year	Team	Games	Rec	Yards	Avg.	TDs	Pts
1954	Chicago Bears	12	45	1124	25.0	12	72
1955	Chicago Bears	12	42	789	18.8	9	54
1956	Chicago Bears	12	47	1128	24.0	11	66
1957	Chicago Bears	8	21	483	23.0	2	12
1958	Chicago Bears	8	27	365	13.5	3	18
1959	Chicago Bears	11	36	578	16.1	3	18
1960	Chicago Bears	12	5	98	19.6	0	0
1961	Chicago Bears	14	3	51	17.0	0	0
1962	Pittsburgh Steelers	7	7	101	14.4	0	0
1962	Detroit Lions	7	0	0	0.0	0	0
Career Totals		103	233	4717	20.2	40	240

# HARLON HILL

## Harlon Hill's Football Career

**1946-49**

Lauderdale County High School

**1950-53**

Florence State Teachers College  
(now University of North Alabama)

1950-53 - Four-year letterman at end

1952-53 - Team Captain

1953 - NAIA All-American

1955 - Received his B.S. degree in Education

**1954-61**

Chicago Bears

1954 - National Football League Rookie of the Year

1955 - Winner of the first Jim Thorpe Trophy as  
National Football League Most Valuable Player

1954, 55, 56 - All-Pro

1955, 56, 57 - Pro Bowl

1956 - Captain of West squad in Pro Bowl

**1958**

Selected to Helms Athletic Foundation Hall of Fame

**1962**

Pittsburgh Steelers

**1962**

Detroit Lions

**1969**

Received his Master's degree in  
Education from University of North Alabama

**1976**

Selected to Alabama Sports Hall of Fame

**1986**

Creation of the Harlon Hill Trophy

**1990**

Inducted into University of North Alabama  
Athletic Hall of Fame

**1998**

Selected for 50th Anniversary UNA Football Team

## CAREER HIGHLIGHTS

1953 • As a senior at Florence State Teachers College (now the University of North Alabama) in 1953, Hill caught only 12 passes for a ground-oriented, single-wing attack. Hill received small college All-America acclaim as an end and was later drafted by the Chicago Bears in the 15th round of the National Football League Draft. The Bears felt they could afford to wait until the late rounds to draft Hill because they knew very little about him the other NFL clubs knew even less.

1954 • As a rookie for the Chicago Bears, Hill caught 45 passes for 1,124 yards and 12 touchdowns to lead the club in all three categories. His performance also helped take the Bears from a 3-8-1 record in 1953 to an 8-4 mark in 1954. On Oct. 31 in San Francisco, Ca., Hill caught seven passes from quarterback George Blanda for 214 yards and four touchdowns in a 31-27 win over the 49ers. Hill's fourth TD catch of the day was a game-winning 66 yarder with only 33 seconds left in the game. The four TDs in a game still stand as a Bear's club record. At the conclusion of the season, Hill was selected All-Pro, played in the Pro Bowl in Los Angeles for the West squad that won 26-19, and was chosen as the National Football League Rookie of the Year.

1955 • In his second NFL season, Hill again led the Bears with 42 catches for the 789 yards and nine touchdowns and became the first recipient of the Jim Thorpe Trophy - symbolic of the National Football League's Most Valuable Player. He also captained the West in a 31-30 Pro Bowl victory and was again named All-Pro.

1956 • With 47 catches for 1,128 yards and 11 touchdowns in 1956, Hill helped Chicago to a 9-2-1 record and a spot in the NFL Championship Game against the New York Giants - where they were defeated 47-7. Hill was selected All-Pro for the third consecutive season and made his third straight Pro Bowl appearance as the West won again, 19-10.

1958 • A severe ankle injury blunted the speed which had made Hill the NFL's most feared deep receiver and eventually prompted a shift to defensive back.

**STILL IN THE BOOKS:** Harlon Hill still holds numerous receiving records for the Chicago Bears, including most 100-yard receiving games in a career with 19. Other records include, most 100-yard games in a season with seven in 1954, consecutive 100-yard games (3), most seasons with 1,000 yards receiving (2), most yards receiving in a game (214) and most touchdowns in a game (4). Hill ranks second all-time in career yards receiving with 4,616 and is second in average yards per reception at 24.98 and career touchdowns with 40.

# THE HARLON HILL TROPHY

## Creation of the Hill Trophy

The top player in college football each season has long been honored with the presentation of the Heisman Trophy.

An award symbolic of the best.

But while that award may have recognized the top player in NCAA football, no one playing at a school below the Division I level had ever received recognition for their accomplishments in the voting.

Players like Walter Payton, Neil Lomax, Ken O'Brein, John Stallworth and others played in the NCAA Division II, and would have never achieved recognition, had they not gone on to outstanding careers in professional football.

That began to change in 1986, however, when a group of Shoals area residents, with sponsorship of Coca-Cola, worked to establish the Harlon Hill Trophy- to be presented each year to the top player in the NCAA Division II.

The originators of the award didn't feel that accomplishments in professional football should have to be the measuring stick for talent in Division II. So the award was created to honor players whose achievements have placed them among the top players to ever play the game.

The Harlon Hill Trophy is an award that is given annually to the player selected as the "best" in Division II by the sports information directors at the 160-plus Division II schools which play football, and is presented during the week of the NCAA Division II Football Championship Game in the Shoals.

This year, the 33rd annual Harlon Hill Trophy will be presented to the Division II Player of the Year at the conclusion of the 2018 season.

During the first 32 years of the Hill Trophy, more than 70 different schools have had finalists for the award, and the list of past winners includes 16 running backs, 14 quarterbacks, one receiver and one linebacker.


Brian Shay's 303 points in the 1998 voting stands as the highest point total received by any player. His 88 first-place votes were also the most in Hill Trophy history, as was his 185-point margin of victory.

## How the Winner is Selected

Nominations for the Hill Trophy are accepted from the sports information directors at NCAA Division II football-playing institutions. The criteria stipulates that the player must have distinguished himself nationally as being among the top players in the game. The nominees are first placed on the regional ballot.

Then there are two actual votes for the Hill Trophy.

The players nominated are first voted on by the sports information directors within their respective NCAA region. There are four regions with approximately the same number of schools in each region. The top two vote-getters from each of the four regions then advance to the national ballot where they are voted on by all 160-plus Division II



1995 Winner  
North Alabama's Ronald McKinnon

SIDs. On both the regional and national ballots, the SIDs vote for a first, second and third basis.

## The Trophy

The Harlon Hill Trophy, created by Herff Jones, Inc., is 30 inches tall and weighs 63 pounds. The football is a life-size replica of a real football and sits on a solid walnut base.

## Trophy Presentation

Beginning in 2018 with North Alabama's move to Division I, the Harlon Hill Trophy began being presented by The Little Rock Touchdown Club, in conjunction with the Great American Conference. The annual ceremony is now in January in Little Rock, Ark.

## Past Winners:

- 1986 • **Jeff Bentrin (SR)**  
Quarterback, North Dakota State
- 1987 • **Johnny Bailey (SO)**  
Running Back, Texas A&M-Kingsville
- 1988 • **Johnny Bailey (JR)**  
Running Back, Texas A&M-Kingsville
- 1989 • **Johnny Bailey (SR)**  
Running Back, Texas A&M-Kingsville
- 1990 • **Chris Simdorn (SR)**  
Quarterback, North Dakota State
- 1991 • **Ronnie West (SR)**  
Receiver, Pittsburg State
- 1992 • **Ronald Moore (SR)**  
Running Back, Pittsburg State
- 1993 • **Roger Graham (JR)**  
Running Back, New Haven
- 1994 • **Chris Hatcher (SR)**  
Quarterback, Valdosta State
- 1995 • **Ronald McKinnon (SR)**  
Linebacker, North Alabama
- 1996 • **Jarrett Anderson (SR)**  
Running Back, Truman State
- 1997 • **Irv Sigler (SR)**  
Running Back, Bloomsburg
- 1998 • **Brian Shay (SR)**  
Running Back, Emporia State
- 1999 • **Corte McGuffey (SR)**  
Quarterback, Northern Colorado
- 2000 • **Dusty Bonner (JR)**  
Quarterback, Valdosta State
- 2001 • **Dusty Bonner (SR)**  
Quarterback, Valdosta State
- 2002 • **Curt Anes (SR)**  
Quarterback, Grand Valley State
- 2003 • **Will Hall (SR)**  
Quarterback, North Alabama
- 2004 • **Chad Frieauf (SR)**  
Quarterback, Colorado School of Mines
- 2005 • **Jimmy Terwilliger (JR)**  
Quarterback, East Stroudsburg
- 2006 • **Danny Woodhead (JR)**  
Running Back, Chadron State
- 2007 • **Danny Woodhead (SR)**  
Running Back, Chadron State
- 2008 • **Bernard Scott (SR)**  
Running Back, Abilene Christian
- 2009 • **Joique Bell (SR)**  
Running Back, Wayne State (Mich.)
- 2010 • **Eric Czerniewski (SR)**  
Quarterback, Central Missouri
- 2011 • **Jonas Randolph (SR)**  
Running Back, Mars Hill (N.C.)
- 2012 • **Zach Zulli (JR)**  
Quarterback, Shippensburg (Pa.)
- 2013 • **Franklyn Quiteh (SR)**  
Running Back, Bloomsburg (Pa.)
- 2014 • **Jason Vander Laan (JR)**  
Quarterback, Ferris State (Mich.)
- 2015 • **Jason Vander Laan (SR)**  
Quarterback, Ferris State (Mich.)
- 2016 • **Justin Dvorak (SR)**  
Quarterback, Colorado School of Mines
- 2017 • **Luis Perez (SR)**  
Quarterback, Texas A&M-Commerce
- 2018 • **Jayru Campbell (JR)**  
Quarterback, Ferris State
- 2019 • **Roland Rivers (SR)**  
Quarterback, Slippery Rock
- 2021 • **Tyson Bagent (JR)**  
Quarterback, Shepherd
- 2022 • **John Matocha (SR)**  
Quarterback, Colorado School of Mines

# UNA & THE HARLON HILL TROPHY

## Previous UNA Hill Candidates

1986	Marvin Marsh	RB
1988	Tommy Compton	QB
1990	James Davis	LB
1992	Tyrone Rush	RB
1993	Tyrone Rush	RB
1994	Ronald McKinnon	LB
1995	Ronald McKinnon	LB
1996	Gerald Smith	DB
1997	Greg Manson	RB
2003	Will Hall	QB
2005	Anthony Merritt	WR
2006	Anthony Merritt	WR
2007	A.J. Milwee	QB
2008	A.J. Milwee	QB
2009	Harrison Beck	QB
2011	Lee Chapple	QB
2013	Tavarius Wilson	LB
2015	Luke Wingo	QB
2016	Jacob Tucker	QB


## Previous UNA Hill Finalists

1992	Tyrone Rush	6th
1993	Tyrone Rush	2nd
1995	Ronald McKinnon	1st
2003	Will Hall	1st
2005	Anthony Merritt	6th
2007	A.J. Milwee	9th
2008	A.J. Milwee	2nd
2009	Harrison Beck	6th
2011	Lee Chapple	9th
2015	Luke Wingo	6th
2016	Jacob Tucker	3rd


## UNA Hill Notes

- Ronald McKinnon is the only defensive player in the 33-year history of the award to claim the Hill Trophy.
- Ronald McKinnon's 188 total points in the 1995 voting was the second highest point total (at that time) in the award's history, second only to Chris Hatcher's 209 points in 1994.
- Ronald McKinnon's Hill victory in 1995 gave the Gulf South Conference its second straight Hill Trophy winner.
- Will Hall's selection in 2003 makes UNA one of six schools to have had more than one Hill winner and it also gave the GSC its fifth Hill recipient.
- A.J. Milwee tied for second in the 2008 voting and was a two-time finalist for the award.

## UNA's McKinnon Wins 1995 Hill Trophy



Lion football greets Ronald McKinnon (left) and Harlon Hill




1995 Harlon Hill Trophy recipient Ronald McKinnon

## 1995 Hill Vote Total

Total	Player	Class	Pos.	School	1st	2nd	3rd
188	Ronald McKinnon	SR	LB	North Alabama	40	26	16
125	Bill Love	SR	QB	Ferris State	23	18	20
117	Steve Papin	SR	RB	Portland State	14	25	25
112	Richard Huntley	SR	RB	Winston-Salem	18	18	22
106	Kevin Cannon	SR	WR	Millersville	16	23	12
42	Greg Stokes	SR	LB	Angelo State	5	6	15
28	John Fisher	SR	RB	Missouri-Western	5	4	5

# UNA & THE HARLON HILL TROPHY



2003 Hill Trophy finalists, Justin Kammrad of Nebraska-Omaha, Keith Heckendorf of St. Cloud State and Will Hall of North Alabama

## 2003 Hill Vote Total

Total	Player	Class	Pos.	School	1st	2nd	3rd
150	Will Hall	SR	QB	North Alabama	22	31	22
115	Keith Heckendorf	SR	QB	St. Cloud State	24	17	9
95	Justin Kammrad	SR	TB	Nebraska-Omaha	12	19	21
74	Dan Holland	SR	LB	Mansfield	15	7	15
71	Ricardo Colclough	SR	DB	Tusculum	11	12	14
63	Mark Radlinski	JR	QB	Saginaw Valley State	10	10	13
46	Cliff Watkins	SR	QB	Tarleton State	8	7	8
34	Drew Beard	JR	QB	SE Oklahoma St.	6	5	6



# DIVISION II TEAM OF THE QUARTER CENTURY

FLORENCE, Ala. --Outstanding individual players from some of the nation's most successful collegiate programs head the list of 34 players named to the NCAA Division II Football Team of the Quarter Century.

The team was selected by a nationwide panel of current and former Division II sports information directors, as part of the celebration of the 25th Division II Football Championship Game, scheduled for December 13 in Florence, Ala. Any player who competed as a Division II football player between 1973-96 was eligible for consideration.

The players named to the Division II Team of the Quarter Century will be honored as part of activities at the 25th Division II Championship Game in Florence.

In addition to the individual players selected for the "Team of the Quarter Century," Texas A&M-Kingsville's (formerly Texas A&I) Johnny Bailey and Darrell Green were selected as the Division II Offensive and Defensive Players of the Quarter Century, respectively.

North Alabama's Bobby Wallace was selected as Division II Coach of the Quarter Century, while his 1995 Lion team was selected as the best Division II team of the era, going 14-0 to close a streak of three straight national championships.

Pittsburg State's 1992 38-37 overtime playoff win over North Dakota State was selected as the Game of the Quarter Century.



## OFFENSIVE PLAYER OF THE QUARTER CENTURY

**Johnny Bailey**  
Texas A&M-Kingsville  
1986-89

## DEFENSIVE PLAYER OF THE QUARTER CENTURY

**Darrell Green**  
Texas A&M-Kingsville  
1981-82

## COACH OF THE QUARTER CENTURY

**Bobby Wallace**  
North Alabama  
73-33-1 • 5 Playoffs  
3 National Championships

## BEST TEAM OF THE QUARTER CENTURY

**North Alabama**  
1995 • 14-0-0  
Three Straight  
National Championships

## BEST GAME OF THE QUARTER CENTURY

**Pittsburg State 38**  
**North Dakota State 37 (OT)**  
1992 • NCAA  
Quarterfinal

### OFFENSE

QB	Jeff Bentrim*	North Dakota State	1983-86
RB	Johnny Bailey*	Texas A&M-Kingsville	1986-89
RB	Ronald Moore	Pittsburg State	1989-92
RB	Walter Payton	Jackson State	1971-74
WR	Andre Reed	Kutztown	1981-84
WR	John Stallworth*	Alabama A&M	1970-73
WR	Ronnie West	Pittsburg State	1990-91
OL	Larry Allen*	Sonoma State	1992-93
OL	Howard Ballard	Alabama A&M	1983-87
OL	Earl Dotson	Texas A&M-Kingsville	1991-92
OL	Mike Favor	North Dakota State	1985-88
OL	Grant Feasel	Abilene Christian	1979-82
OL	Tyrone McGriff	Florida A&M	1976-79
OL	Jon Thompson	North Alabama	1992-95
TE	Brent Jones*	Santa Clara	1982-85
<b>SPECIALTY</b>			
PK	James Knowles	North Alabama	1982-85
P	Sean Landeta	Towson State	1979-82


### DEFENSE

DL	Harry Carson	South Carolina State	1971-74
DL	Phil Hansen*	North Dakota State	1987-90
DL	Pierce Holt	Angelo State	1984-87
DL	John Randle	Texas A&M-Kingsville	1988-89
DL	Israel Raybon	North Alabama	1992-95
LB	Jim Dick	North Dakota State	1982-86
LB	Greg Lloyd	Fort Valley State	1983-86
LB	Ronald McKinnon*	North Alabama	1992-95
LB	John Mobley	Kutztown	1991-95
LB	Donnie Shell	South Carolina State	1970-73
LB	Frank Sheptock	Bloomsburg	1982-85
LB	Lee Woodall	West Chester	1989-93
DB	Chris Brown	Pittsburg State	1992-95
DB	Tom Collins	Indianapolis	1982-85
DB	Eric Davis	Jacksonville State	1986-89
DB	Darrell Green*	Texas A&M-Kingsville	1981-82
DB	Tyrone Poole	Fort Valley State	1991-94


\* indicates top vote-getter at position

## FORMER LIONS IN PROS


- 19 • NATIONAL FOOTBALL LEAGUE DRAFT PICKS
- 5 • LIONS HAVE PLAYED IN THE SUPER BOWL
- 49 • NFL FREE AGENT SIGNEES




**Ronald McKinnon**  
ARIZONA CARDINALS & NEW ORLEANS SAINTS



**Bobby Collins**  
BUFFALO BILLS & GREEN BAY PACKERS




**Stevie Hobbs - WASHINGTON REDSKINS**  
SUPER BOWL XXVI




**Shawn Lee - SAN DIEGO CHARGERS**  
SUPER BOWL XXIX

## FORMER LIONS IN PROS




**Israel Raybon - PITTSBURGH STEELERS**

**FORMER LIONS HAVE  
GONE ON TO PLAY IN:**  
NATIONAL FOOTBALL LEAGUE  
AMERICAN FOOTBALL LEAGUE  
CANADIAN FOOTBALL LEAGUE  
NFL - EUROPE  
ARENA FOOTBALL LEAGUE  
ARENA2 LEAGUE  
NATIONAL INDOOR FOOTBALL LEAGUE  
EXTREME FOOTBALL LEAGUE  
UNITED STATES FOOTBALL LEAGUE



**HARLON HILL**  
CHICAGO BEARS  
NFL ROOKIE OF THE YEAR 1954  
NFL MOST VALUABLE PLAYER 1955  
NFL CHAMPIONSHIP GAME 1956




**Daryl Smith - CINCINNATI BENGALS**  
SUPER BOWL XXIV

# LIONS IN PROFESSIONAL FOOTBALL

## UNA'S NATIONAL FOOTBALL LEAGUE DRAFT CHOICES - By Year

Draft	Player	Pos	Team	League	Round	Pick
1954	Harlon Hill	WR	Chicago Bears	NFL	15th	
1961	Sammy Smith	HB	Denver Broncos	AFL	27th	
1980	Curtis Sirmones	RB	San Diego Chargers	NFL	8th	219
1980	William Bowens	LB	Oakland Raiders	NFL	5th	128
1980	Marcene Emmett	DB	Washington Redskins	NFL	12th	327
1981	Jerry Hill	WR	Washington Redskins	NFL	11th	284
1985	Daryl Smith	DB	Denver Broncos	NFL	9th	250
1986	Lewis Billups	DB	Cincinnati Bengals	NFL	2nd	38
1986	Bruce Jones	DB	Chicago Bears	NFL	7th	194
1986	Billy Witt	DE	Buffalo Bills	NFL	11th	282
1987	Chris Goode	RB	Indianapolis Colts	NFL	10th	253
1988	Shawn Lee	DT	Tampa Bay Buccaneers	NFL	6th	163
1988	Wendell Phillips	DB	San Diego Chargers	NFL	12th	324
1996	Israel Raybon	DE	Pittsburgh Steelers	NFL	5th	163
1996	Marcus Keyes	DT	Chicago Bears	NFL	7th	233
1996	Jarius Hayes	TE	Arizona Cardinals	NFL	7th	212
1999	Bobby Collins	TE	Buffalo Bills	NFL	4th	122
1999	Tyrone Bell	DB	San Diego Chargers	NFL	6th	178
2012	Janoris Jenkins	DB	St. Louis Rams	NFL	2nd	39



Janoris Jenkins  
St. Louis Rams

## UNA'S NATIONAL FOOTBALL LEAGUE DRAFT CHOICES - By Highest Selection

Draft	Player	Pos	Team	League	Round	Pick
1986	Lewis Billups	DB	Cincinnati Bengals	NFL	2nd	38
2012	Janoris Jenkins	DB	St. Louis Rams	NFL	2nd	39
1999	Bobby Collins	TE	Buffalo Bills	NFL	4th	122
1980	William Bowens	LB	Oakland Raiders	NFL	5th	128
1988	Shawn Lee	DT	Tampa Bay Buccaneers	NFL	6th	163
1996	Israel Raybon	DE	Pittsburgh Steelers	NFL	5th	163
1999	Tyrone Bell	DB	San Diego Chargers	NFL	6th	178
1986	Bruce Jones	DB	Chicago Bears	NFL	7th	194
1996	Jarius Hayes	TE	Arizona Cardinals	NFL	7th	212
1980	Curtis Sirmones	RB	San Diego Chargers	NFL	8th	219
1996	Marcus Keyes	DT	Chicago Bears	NFL	7th	233
1985	Daryl Smith	DB	Denver Broncos	NFL	9th	250
1987	Chris Goode	RB	Indianapolis Colts	NFL	10th	253
1986	Billy Witt	DE	Buffalo Bills	NFL	11th	282
1981	Jerry Hill	WR	Washington Redskins	NFL	11th	284
1988	Wendell Phillips	DB	San Diego Chargers	NFL	12th	324
1980	Marcene Emmett	DB	Washington Redskins	NFL	12th	327
1954	Harlon Hill	WR	Chicago Bears	NFL	15th	
1961	Sammy Smith	HB	Denver Broncos	AFL	27th	

## UNA'S OTHER PROFESSIONAL FOOTBALL DRAFT CHOICES

Draft	Player	Pos	Team	League	Round	Pick
1984	Rusty Towery	QB	Jacksonville Bulls	USFL	6th	127
1984	Chuck McCurley	TE	Jacksonville Bulls	USFL	5th	126
1984	Rod Brooks	DB	Michigan Panthers	USFL	16th	325
1985	Daryl Smith	DB	Portland Breakers	USFL	2nd	22
1992	Bennie Jennings	TE	Sacramento Surge	WLAF		


# LIONS IN PROFESSIONAL FOOTBALL

## UNA'S NFL FREE AGENT SIGNEES

(year listed was their final season at UNA)

Senior

Year	Player	Pos	Team	League
1953	Alton "Monk" Romine	FB	Chicago Bears	NFL
1958	Bill Lumpkin	END	New York Giants	NFL
1962	Henry Prater	END	Denver Broncos	AFL
1967	Ricky Lindsey	WR	Cincinnati Bengals	NFL
1973	Danny Kimble	WR	Chicago Bears	NFL
1977	Robert Steele	WR	Dallas Cowboys	NFL
1978	Brad Hendrix	DT	Dallas Cowboys	NFL
1979	Howard Ross	LB	Oakland Raiders	NFL
1979	Marcene Emmett	CB	New York Jets	NFL
1981	Lawson Fletcher	RB	Seattle Seahawks	NFL
1981	Sam Prater	LB	Denver Broncos	NFL
1981	Emmanuel Young	FS	Denver Broncos	NFL
1981	Steve Harris	DB	Denver Broncos	NFL
1982	Melvin Brown	WR	Minnesota Vikings	NFL
1983	Gary Davis	DB	Dallas Cowboys	NFL
1984	Dean Sanders	DT	New England Patriots	NFL
1984	Bobby Duncan	QB	Denver Broncos	NFL
1986	Chris Evans	SS	New York Jets	NFL
1987	David Smith	DB	New England Patriots	NFL
1987	Marvin Marsh	RB	Tampa Bay Buccaneers	NFL
1987	Stevie Hobbs	WR	Kansas City Chiefs	NFL
1990	Bennie Jennings	TE	Tampa Bay Buccaneers	NFL
1990	Mike Nord	OT	Arizona Cardinals	NFL
1993	Tyrone Rush	TB	Washington Redskins	NFL
1993	Brian Satterfield	FB	Washington Redskins	NFL
1994	Marcus Hunter	DE	Washington Redskins	NFL
1995	Ronald McKinnon	LB	Arizona Cardinals	NFL
1998	Corey Harris	DB	New Orleans Saints	NFL
1998	Marvin Coley	DL	New Orleans Saints	NFL
2000	Larry Paul	DL	Tennessee Titans	NFL
2001	Corey Harris	DL	Kansas City Chiefs	NFL
2002	Chad Sears	DB	Buffalo Bills	NFL
2004	Evan Oglesby	DB	Buffalo Bills	NFL
2005	Blake Farris	DB	Cleveland Browns	NFL
2005	Lee Vickers	DL	Pittsburgh Steelers	NFL
2006	Anthony Merritt	WR	New Orleans Saints	NFL
2008	Bobby Williams	WR	Minnesota Vikings	NFL
2008	Mike McLendon	RB	Jacksonville Jaguars	NFL
2008	Ed Gant	WR	Arizona Cardinals	NFL
2009	Michael Johnson	LB	Kansas City Chiefs	NFL
2009	Mico McSwain	WR	Tennessee Titans	NFL
2009	Preston Parker	WR	Jacksonville Jaguars	NFL
2010	Michael Johnson	LB	Seattle Seahawks	NFL
2011	Marcus Dowtin	LB	New York Jets	NFL
2011	Will Batson	P	Tennessee Titans	NFL
2013	Tavarius Wilson	LB	St. Louis Rams	NFL
2014	Taylor Pontius	PK	Indianapolis Colts	NFL
2015	Darvell Harris	DB	Seattle Seahawks	NFL
2015	Lamonte Thompson	RB	Baltimore Ravens	NFL
2018	Chris Johnson	S	Houston Texans	NFL
1981	BoBo Lowe	LB	Memphis Showboats	USFL
1982	Don Smith	OL	Birmingham Stallions	USFL
1985	Harlow Fikes	P	Birmingham Stallions	USFL
1983	Richard Porter	LB	Saskatchewan Roughriders	CFL
1983	Mike Gilley	WR	Saskatchewan Roughriders	CFL
1984	Germaine Young	WR	Montreal Concordes	CFL
2001	Marvin Coley	DL	Frankfurt Galaxy	NFL
2002	Marvin Coley	DL	Hamilton Tiger Cats	CFL



Ronald McKinnon  
Arizona Cardinals

### PROFESSIONAL FOOTBALL HONORS

#### National Football League Rookie of the Year

1954 Harlon Hill.....WR.....Chicago Bears

#### National Football League Most Valuable Player (Jim Thorpe Trophy)

1955 Harlon Hill.....WR.....Chicago Bears

#### National Football League All-Pro

1954 Harlon Hill.....WR.....Chicago Bears  
1955 Harlon Hill.....WR.....Chicago Bears  
1956 Harlon Hill.....WR.....Chicago Bears

#### National Football League Pro Bowl

1955 Harlon Hill.....WR.....Chicago Bears  
1956 Harlon Hill.....WR.....Chicago Bears  
1957 Harlon Hill.....WR.....Chicago Bears  
2016 Janoris Jenkins....CB.....New York Giants

#### National Football League Championship Game

1956 Harlon Hill.....WR.....Chicago Bears

#### Super Bowl Participants

XIII Robert Steele.....WR.....Dallas Cowboys  
XXIV Lewis Billups.....DB.....Cincinnati Bengals  
XXIV Daryl Smith.....DB.....Cincinnati Bengals  
XXVI Stevie Hobbs\*.....WR.....Washington Redskins  
XXIX Shawn Lee.....DT.....San Diego Chargers

\* - team captain

(Billups started in secondary for Cincinnati, while Smith and Hobbs started on specialty teams. Steele played as a reserve receiver. Lee started at defensive tackle)

#### NFL All-Rookie Team

2012 Janoris Jenkins.....St. Louis Rams

#### NFC Defensive Player of the Week

2012 Janoris Jenkins.....St. Louis Rams

#### NFC Special Teams Player of the Week

2016 Janoris Jenkins.....New York Giants

# LIONS IN PROFESSIONAL FOOTBALL

## PLAYERS WHO SPENT AT LEAST ONE SEASON ON A NATIONAL FOOTBALL LEAGUE ROSTER

Tyrone Bell	San Diego Chargers.....	1999
Lewis Billups	Cincinnati Bengals.....	1986-91
	Green Bay Packers.....	1992
Bobby Collins	Buffalo Bills.....	1999-00
Marcus Dowtin	New York Jets/Philadelphia Eagles.....	2012
	Buffalo Bills/New York Giants.....	2013
Chris Goode	Indianapolis Colts.....	1987-93
Corey Harris	New Orleans Saints.....	1999-00
	Kansas City Chiefs.....	2001-03
Jarius Hayes	Arizona Cardinals.....	1996,98-99-00
Harlon Hill	Chicago Bears.....	1954-61
	Pittsburgh Steelers.....	1962
	Detroit Lions.....	1962
Stevie Hobbs	Washington Redskins.....	1990-94
Janoris Jenkins	St. Louis Rams.....	2012-15
	New York Giants.....	2016-2019
	New Orleans Saints.....	2019-20
	Tennessee Titans.....	2021
Bruce Jones	Pittsburgh Steelers.....	1987
Marcus Keyes	Chicago Bears.....	1996-97
Shawn Lee	Tampa Bay Buccaneers.....	1988-89
	Miami Dolphins.....	1990-91
	San Diego Chargers.....	1992-97
	Chicago Bears.....	1998
Ronald McKinnon	Arizona Cardinals.....	1996-04
	New Orleans Saints.....	2005
Evan Oglesby	Baltimore Ravens.....	2005-06
	Dallas Cowboys.....	2007
	Baltimore Ravens.....	2008
	Miami Dolphins.....	2009
Preston Parker	Tampa Bay Buccaneers.....	2010-12
	New York Giants.....	2014
Israel Raybon	Pittsburgh Steelers.....	1996
	Carolina Panthers.....	1997
Alton "Monk" Romine	Green Bay Packers.....	1955, 58
	Denver Broncos.....	1960
	Boston Patriots.....	1961
Tyrone Rush	Washington Redskins.....	1994-95
Brian Satterfield	Green Bay Packers.....	1995-96
Daryl Smith	Cincinnati Bengals.....	1987-88
Robert Steele	Dallas Cowboys.....	1978
	Minnesota Vikings.....	1979
Lee Vickers	Philadelphia Eagles.....	2006
	Baltimore Ravens.....	2007, 2009
	Pittsburgh Steelers.....	2008
Billy Witt	Buffalo Bills.....	1987

## PLAYERS WHO SPENT AT LEAST ONE SEASON ON A CANADIAN FOOTBALL LEAGUE ROSTER

Monk Romine	Toronto Argonauts.....	1956
	Waterloo Dutchmen.....	1957
	Ottawa Rough Riders.....	1959
Tyrone Rush	Montreal Alouettes.....	1996
Marvin Coley	Hamilton Tiger Cats.....	2002
Domini Pittman	BC Lions.....	2010
Montrell Craft	BC Lions.....	2010
Michael Johnson	BC Lions.....	2010
Maurice Carnell	Hamilton Tiger Cats.....	2019-21
	Toronto Argonauts.....	2022

## UNA PLAYERS IN NFL EUROPE ROSTER

Corey Harris	Rhein Fire.....	2001
Marvin Coley	Frankfurt Galaxy.....	2001

## UNA PLAYERS IN ARENA FOOTBALL LEAGUE

Lane Ancar	Alabama Vipers.....	2009-10
Lee Chapple	Jacksonville Sharks.....	2014-15
Antron Dillon	Arizona Rattler.....	2012-13

	Portland Thunder.....	2014
	LA Kiss.....	2015
Marcus Keyes	Florida Bobcats.....	2001
	Carolina Cobras.....	2002
	Georgia Force.....	2003-07
	Grand Rapids Rampage.....	2008
	Colorado Crush.....	2008
Anthony Merritt	Jacksonville Sharks.....	2014
Domini Pittman	Grand Rapids Rampage.....	2002-04
Tristan Purifoy	LA Kiss.....	2014-15
Israel Raybon	Nashville Cats.....	1997
Kenny Spencer	Toronto Phantoms.....	2001
Heath Springer		

## UNA PLAYERS IN ARENA2 FOOTBALL LEAGUE

Lance Ancar	Tennessee Valley Vipers.....	2008
Travis Carswell	Macon.....	2001
Darin Damron	Arkansas Twisters.....	2001
	Tennessee Valley Vipers.....	2002
Blake Farris	Peoria Pirates.....	2008
Robert Gordon	Tennessee Valley Vipers.....	2001-02
Tim Hunt	Peoria Pirates.....	2008
Anthony Merritt	Tennessee Valley Vipers.....	2009
Michael Moncrief	Boosier City.....	2001
Heath Springer	Tennessee Valley Vipers.....	2000-02
Marlon Vinson	Tennessee Valley Vipers.....	2001

## UNA PLAYERS IN NATIONAL INDOOR FOOTBALL LEAGUE (NIFL)

Chris Gunn	Huntsville Raptors.....	2005-06
Will Hall	Tupelo Fire Ants.....	2004
David Mooneyham	Tupelo Fire Ants.....	2004

## UNA PLAYERS IN SOUTHERN INDOOR FOOTBALL LEAGUE

Will Batson	Alabama Hammers.....	2010
Harrison Beck	Alabama Hammers.....	2010
Charles McClain	Alabama Hammers.....	2010-11
Mico McSwain	Alabama Hammers.....	2010-11
Kem Oti	Alabama Hammers.....	2010-11
Kenny Spencer	Alabama Hammers.....	2010

## UNA PLAYERS IN PROFESSIONAL INDOOR FOOTBALL LEAGUE (PIFL)

Lance Ancar	Alabama Hammers.....	2014
Darren Dampier	Alabama Hammers.....	2012-13
Svante Davenport	Alabama Hammers.....	2014
Jarmon Fortson	Columbus Lions.....	2014
Charles McClain	Alabama Hammers.....	2012-14
Mico McSwain	Alabama Hammers.....	2012-14
Anthony Merritt	Columbus Lions.....	2012-13
Jason Messing	Knoxville Nighthawks.....	2012-13
Kem Oti	Alabama Hammers.....	2012-13
Nicholas Walker	Alabama Hammers.....	2012-13

## UNA PLAYERS IN CHAMPIONS PROFESSIONAL INDOOR FOOTBALL LEAGUE (CPIFL)

Lee Chapple	Omaha Beef.....	2014
Brandon McCaulley	Bloomington Edge.....	2014
Jusmon Rivers	Omaha Beef.....	2013
Wes Holland	Omaha Beef.....	2013

## UNA PLAYERS IN IFL

Mike Boykin	Iowa Branstormers.....	2022
-------------	------------------------	------

## UNA PLAYERS IN XFL

Israel Raybon	New York/New Jersey Hitmen.....	2001
Tyrone Bell	Memphis Maniax.....	2001

# NFL SUPERLATIVES FOR FORMER UNA LIONS

## 24 Former UNA Lions have played in at least one NFL game (Alphabetical listing)

Tyrone Bell  
 Lewis Billups  
 Bobby Collins  
 Marcus Dowtin  
 Chris Goode  
 Corey Harris  
 Jarius Hayes  
 Harlon Hill  
 Stevie Hobbs  
 Janoris Jenkins  
 Bruce Jones  
 Marcus Keyes  
 Shawn Lee  
 Ronald McKinnon  
 Evan Oglesby  
 Preston Parker  
 Israel Raybon  
 Alton Romine  
 Tyrone Rush  
 Brian Satterfield  
 Daryl Smith  
 Robert Steele  
 Lee Vickers  
 Billy Witt

## Most Games Played in the NFL by Former UNA Lions

157	Ronald McKinnon	LB
148	Shawn Lee	DL
144	Janoris Jenkins	DB
103	Harlon Hill	End
96	Chris Goode	DB
88	Lewis Billups	DB
43	Preston Parker	WR
38	Evan Oglesby	DB
32	Alton Romine	DB/KR
30	Bobby Collins	TE
30	Robert Steele	WR
27	Corey Harris	WR
25	Stevie Hobbs	WR
20	Jarius Hayes	TE
15	Daryl Smith	DB
13	Marcus Dowtin	LB
12	Israel Raybon	DL
9	Lee Vickers	TE
5	Tyrone Rush	RB
2	Bruce Jones	DB
2	Marcus Keyes	DL
2	Billy Witt	DL
1	Tyrone Bell	DB
1	Brian Satterfield	RB

## Most Touchdowns Scored in the NFL by Former UNA Lions

40	Harlon Hill
9	Janoris Jenkins
5	Preston Parker
2	Ronald McKinnon
2	Bobby Collins
1	Lewis Billups
1	Chris Goode
1	Shawn Lee
1	Stevie Hobbs

## Most Interceptions in the NFL by Former UNA Lions

27	Janoris Jenkins	531 yards
10	Ronald McKinnon	89 yards
9	Lewis Billups	86 yards
7	Chris Goode	183 yards
4	Alton Romine	69 yards
3	Harlon Hill	52 yards
2	Shawn Lee	13 yards
2	Daryl Smith	0 yards

## Most Pass Receptions in the NFL by Former UNA Lions

233	Harlon Hill	4,717 yards
80	Preston Parker	1,014 yards
16	Bobby Collins	199 yards
4	Stevie Hobbs	42 yards
2	Lee Vickers	4 yards
1	Robert Steele	10 yards

## Most Tackles in the NFL by Former UNA Lion:

1,007	Ronald McKinnon
579	Janoris Jenkins
255	Shawn Lee

## Former UNA Lions who have played in the SUPER BOWL

XIII	Robert Steele (WR)	Dallas Cowboys
XXIV	Lewis Billups (DB)	Cincinnati Bengals
XXIV	Darl Smith (DB)	Cincinnati Bengals
XXVI	Stevie Hobbs* (WR)	Washington Redskins
XXIX	Shawn Lee (DT)	San Diego Chargers

\* special teams captain  
 (Billups started in secondary for Cincinnati, while Smith and Hobbs started on special teams. Steele played as a reserve receiver. Lee started at defensive tackle)

# NFL SUPERLATIVES FOR FORMER UNA LIONS

## TOP TEN RANKINGS IN NFL STATISTICS BY FORMER UNA LIONS

### Receptions

1954	Harlon Hill	7th	45
1955	Harlon Hill	7th	42
1956	Harlon Hill	4th	47

### Receiving Yards

1954	Harlon Hill	2nd	1,124
1955	Harlon Hill	3rd	789
1956	Harlon Hill	2nd	1,128

### Receiving Yds/Game

1954	Harlon Hill	2nd	93.7
1955	Harlon Hill	3rd	65.8
1956	Harlon Hill	2nd	94.0
1957	Harlon Hill	4th	60.4

### Long Reception

1954	Harlon Hill	10th	76
1955	Harlon Hill	2nd	86
1956	Harlon Hill	1st	79
1959	Harlon Hill	1st	88

### Yds/Reception

1954	Harlon Hill	1st	25.0
1955	Harlon Hill	3rd	18.8
1956	Harlon Hill	1st	24.0
Career	Harlon Hill	3rd	20.2

### Receiving TD

1954	Harlon Hill	1st	12
1955	Harlon Hill	1st	9
1956	Harlon Hill	2nd	11
Career	Harlon Hill	181st	40

### Touchdowns

1954	Harlon Hill	1st	12
1955	Harlon Hill	1st	9
1956	Harlon Hill	3rd	11

### Points Scored

1954	Harlon Hill	6th	72
1955	Harlon Hill	10th	54
1956	Harlon Hill	8th	66

### Rushing/Receiving TD

1954	Harlon Hill	1st	12
1955	Harlon Hill	1st	9
1956	Harlon Hill	3rd	11

### Yds From Scrimmage

1954	Harlon Hill	3rd	1,124
1956	Harlon Hill	4th	1,152

### All-Purpose Yds

1954	Harlon Hill	5th	1,124
1956	Harlon Hill	8th	1,152

### Interception Return Yards

1960	Monk Romine	10th	69	(AFL)
2012	Janoris Jenkins	4th	150	
2014	Janoris Jenkins	5th	124	
2017	Janoris Jenkins	3rd	113	

### Interception Return Touchdowns

2012	Janoris Jenkins	1st	3
------	-----------------	-----	---

### Passes Defended

2016	Janoris Jenkins	7th	18
2018	Janoris Jenkins	5th	15

### Non-Offensive TDs

1990	Chris Goode	8th	1
2001	Ronald McKinnon	2nd	2
2012	Janoris Jenkins	1st	4
2014	Janoris Jenkins	2nd	2
2016	Janoris Jenkins	10th	1
2017	Janoris Jenkins	1st	2

### Fumble Return TD

1990	Chris Goode	2nd	1
2001	Ronald McKinnon	1st	1
2012	Janoris Jenkins	1st	1

### Fumble Return Yards

1990	Chris Goode	4th	63
------	-------------	-----	----

### NFL Career Yards per Reception Leaders

Minimum 1.875 catches per game scheduled to qualify as leader and minimum 200 receptions to qualify as career leader.

Rank	Player	Y/R	Years	Teams
1.	Homer Jones	22.3	1964-1970	2TM
2.	Buddy Dial	20.8	1959-1966	2TM
3.	<b>Harlon Hill</b>	20.2	1954-1962	3TM
4.	Flipper Anderson	20.1	1988-1997	4TM
	Paul Warfield+	20.1	1964-1977	2TM
6.	Bob Hayes+	20.0	1965-1975	2TM
7.	Willie Gault	19.9	1983-1993	2TM
8.	Jimmy Orr	19.8	1958-1970	2TM
9.	Ray Renfro	19.6	1952-1963	cle
10.	Hugh Taylor	19.2	1947-1954	was
	Stanley Morgan	19.2	1977-1990	2TM

### Harlon Hill All-Pro Teams

Year	Team	Level	Voters
1954	2nd Team	All-NFL	Associated Press
1954	1st Team	All-NFL	NY Daily News
1954	1st Team	All-NFL	Sporting News
1954	1st Team	All-NFL	UPI
1955	1st Team	All-NFL	Associated Press
1955	1st Team	All-NFL	Newspaper Ent. Assoc.
1955	1st Team	All-NFL	NY Daily News
1955	1st Team	All-NFL	Sporting News
1955	1st Team	All-NFL	UPI
1956	1st Team	All-NFL	Associated Press
1956	1st Team	All-NFL	Newspaper Ent. Assoc.
1956	1st Team	All-NFL	NY Daily News
1956	1st Team	All-NFL	Sporting News
1956	1st Team	All-NFL	UPI

### Janoris Jenkins All-Pro Teams

Year	Team	Level	Voters
2016	2nd Team	All-NFL	Associated Press
2016	2nd Team	All-NFL	Pro Football Focus



# NFL STATS FOR FORMER UNA LIONS

## LEWIS BILLUPS - Drafted by the Cincinnati Bengals in the 2nd round (38th overall) of the 1986 NFL Draft.

Year	Age	Tm	Pos	No.	G	GS	Interceptions					Fumbles					Tackles			
							Sk	Int	Yds	TD	Lng	PD	FF	Fmb	FR	Yds	TD	Tkl	Ast	Sfty
1986	23	CIN	RCB	24	12	12	1.0						0	0	1	2	0			
1987	24	CIN	RCB	24	11	11							0	0	1	0	0			
1988	25	CIN	LCB	24	16	16		4	47	0	29	0	0	0	2	26	1			
1989	26	CIN	LCB	24	16	16		2	0	0	0	0								
1990	27	CIN	LCB	24	15	14		3	39	0	29	0	0	0	2	4	0			
1991	28	CIN	LCB	24	13	7	1.0						0	0	1	7	0			
1992	29	GNB	DB	22	5	4							0	0	1	0	0			
Career					88	80		2.0	9	86	0	29	0	0	0	8	39	1		
6 yrs		CIN			83	76		2.0	9	86	0	29	0	0	0	7	39	1		
1 yr		GNB			5	4							0	0	1	0	0			

Year	Age	Tm	Pos	No.	G	GS	Touchdowns										Pts	Pts/G			
							RshTD	RecTD	PR TD	KR TD	FblTD	IntTD	OthTD	AllTD	2PM	XPM			FGM	Sfty	
1988	25	CIN	LCB	24	16	16				1				1							6
Career					88	80				1				1							6
6 yrs		CIN			83	76				1				1							6
1 yr		GNB			5	4															0

## TYRONE BELL - Drafted by the San Diego Chargers in the 6th round (178th overall) of the 1999 NFL Draft.

Year	Age	Tm	Pos	No.	Games	
					G	GS
1999	25	GNB		47	1	0
Career					1	0

## BOBBY COLLINS - Drafted by the Buffalo Bills in the 4th round (122nd overall) of the 1999 NFL Draft.

Year	Age	Tm	Pos	No.	G	GS	Receiving					Rushing					YScm	RRTD	Fmb	
							Rec	Yds	Y/R	TD	Lng	R/G	Y/G	Att	Yds	TD				Lng
1999	23	BUF	TE	84	14	4	9	124	13.8	2	45	0.6	8.9					124	2	0
2000	24	BUF	TE	84	12	2	6	72	12.0	0	23	0.5	6.0					72	0	0
2001	25	GNB		87	4	0	1	3	3.0	0	3	0.3	0.8					3	0	0
Career					30	6	16	199	12.4	2	45	0.5	6.6					199	2	0
2 yrs		BUF			26	6	15	196	13.1	2	45	0.6	7.5					196	2	0
1 yr		GNB			4	0	1	3	3.0	0	3	0.3	0.8					3	0	0

Year	Age	Tm	Pos	No.	G	GS	Punt Returns				Kick Returns					
							Ret	Yds	TD	Lng	Y/R	Rt	Yds	TD	Lng	Y/Rt
1999	23	BUF	TE	84	14	4					1	6	0	6	6.0	130
Career					30	6					1	6	0	6	6.0	205
2 yrs		BUF			26	6					1	6	0	6	6.0	202
1 yr		GNB			4	0										3

## MARCUS DOWTIN

Year	Age	Tm	Pos	No.	G	GS	Interceptions					Fumbles					Tackles			
							Sk	Int	Yds	TD	Lng	PD	FF	Fmb	FR	Yds	TD	Tkl	Ast	Sfty
2012	23	2TM			5	2														
		NYJ		44	3	0														
		PHI			2	2														
2013	24	2TM			8	0											6	2		
		BUF		54	5	0											4	2		
		NYG		47	3	0											2	0		
1 yr		BUF			5	0											4	2		
1 yr		NYG			3	0											2	0		
1 yr		NYJ			3	0														
1 yr		PHI			2	2														

# NFL STATS FOR FORMER UNA LIONS

## CHRIS GOODE - Drafted by the Indianapolis Colts in the 10th round (253rd overall) of the 1987 NFL Draft.

Year	Age	Tm	Pos	No.	G	GS	Interceptions				Fumbles				Tackles					
							Sk	Int	Yds	TD	Lng	PD	FF	Fmb	FR	Yds	TD	Tkl	Ast	Sfty
1987	24	IND		37	8	0														
1988	25	IND	LCB	37	13	8		2	53	0	35	0	0	0	4	16	0			
1989	26	IND	LCB	37	15	8														
1990	27	IND	LCB	37	16	10		1	10	0	10	0	0	0	2	63	1			
1991	28	IND	LCB	37	15	15	2.0	2	27	0	27	0								
1992	29	IND	LCB	37	15	15		2	93	0	47	0								
1993	30	IND	LCB	37	14	10														
Career					96	66	2.0	7	183	0	47	0	0	0	6	79	1			

Year	Age	Tm	Pos	No.	G	GS	Touchdowns				FbITD	IntTD	OthTD	AllTD	2PM	XPM	FGM	Sfty	Pts	Pts/G
							RshTD	RecTD	PR TD	KR TD										
1990	27	IND	LCB	37	16	10								1					6	
Career					96	66								1					6	

## COREY HARRIS

Year	Age	Tm	Pos	No.	G	GS	Interceptions				Fumbles				Tackles					
							Sk	Int	Yds	TD	Lng	PD	FF	Fmb	FR	Yds	TD	Tkl	Ast	Sfty
1999	23	NOR		36	3	0														
2000	24	NOR	DB	26	3	1														
2001	25	KAN		40	4	0						0	0	1	-4	0	1	0		
2002	26	KAN		40	14	0	1.0											22	2	
2003	27	KAN		40	3	0												2	0	
Career					27	1	1.0					0	0	1	-4	0	25	2		
3 yrs		KAN			21	0	1.0					0	0	1	-4	0	25	2		
2 yrs		NOR			6	1														

## JARIUS HAYES - Drafted by the Arizona Cardinals in the 7th round (212th overall) of the 1996 NFL Draft.

Year	Age	Tm	Pos	No.	Games	
					G	GS
1996	23	ARI		89	4	0
1998	25	ARI		48	16	0
Career				20	0	

## HARLON HILL - Drafted by the Chicago Bears in the 15th round (174th overall) of the 1954 NFL Draft.

Year	Age	Tm	Pos	No.	G	GS	RECEIVING				RUSHING				Lng	Y/A	Y/G	A/G	YScm	RRTD	Fmb		
							Rec	Yds	Y/R	TD	Lng	R/G	Y/G	Att								Yds	TD
1954*	22	CHI	LE	87	12		45	1124	25.0	12	76	3.8	93.7					1124	12	0			
1955*+	23	CHI	LE	87	12		42	789	18.8	9	86	3.5	65.8					789	9	0			
1956*+	24	CHI	LE	87	12		47	1128	24.0	11	79	3.9	94.0	2	24	0	12	12.0	2.0	0.2	1152	11	0
1957	25	CHI	LE	87	8		21	483	23.0	2	53	2.6	60.4	2	7	0	8	3.5	0.9	0.3	490	2	1
1958	26	CHI	LE	87	8		27	365	13.5	3	40	3.4	45.6					365	3	0			
1959	27	CHI	LE	87	11		36	578	16.1	3	88	3.3	52.5	1	0	0	0	0.0	0.0	0.1	578	3	1
1960	28	CHI		87	12		5	98	19.6	0	45	0.4	8.2					98	0	0			
1961	29	CHI		87	14		3	51	17.0	0	23	0.2	3.6					51	0	0			
1962	30	2TM			14		7	101	14.4	0	25	0.5	7.2	7	72	0	24	10.3	5.1	0.5	173	0	0
		PIT		87	7		7	101	14.4	0	25	1.0	14.4	7	72	0	24	10.3	10.3	1.0	173	0	0
		DET		82	7		0	0	0	0	0	0.0	0.0					0	0	0			
Career					103		233	4717	20.2	40	88	2.3	45.8	12	103	0	24	8.6	1.0	0.1	4820	40	2
8 yrs		CHI			89	0	226	4616	20.4	40	88	2.5	51.9	5	31	0	12	6.2	0.3	0.1	4647	40	2
1 yr		DET			7	0	0	0	0	0	0	0.0	0.0					0	0	0			
1 yr		PIT			7	0	7	101	14.4	0	25	1.0	14.4	7	72	0	24	10.3	10.3	1.0	173	0	0

Defense & Fumbles Glossary - Def							Interceptions				Fumbles				Tackles					
Year	Age	Tm	Pos	No.	G	GS	Sk	Int	Yds	TD	Lng	PD	FF	Fmb	FR	Yds	TD	Tkl	Ast	Sfty
1957	25	CHI	LE	87	8								0	1	0	0	0			
1959	27	CHI	LE	87	11								0	1	1	0	0			
1961	29	CHI		87	14			3	52	0	24	0	0	0	1	0	0			
Career					103			3	52	0	24	0	0	2	2	0	0			
8 yrs		CHI			89	0		3	52	0	24	0	0	2	2	0	0			
1 yr		DET			7	0														
1 yr		PIT			7	0														

# NFL STATS FOR FORMER UNA LIONS

## STEVIE HOBBS

Year	Age	Tm	Pos	No.	G	GS	Punt Returns				Kick Returns				APYd		
							Ret	Yds	TD	Lng	Y/R	Rt	Yds	TD		Lng	Y/Rt
1990	25	WAS		86	7	0						6	92	0	21	15.3	110
1991	26	WAS		86	16	0	1	10	0	10	10.0	1	16	0	16	16.0	50
1992	27	WAS		86	2	0											0
Career					25	0	1	10	0	10	10.0	7	108	0	21	15.4	160

Year	Age	Tm	Pos	No.	G	GS	Receiving				Rushing				YScm	RRTD	Fmb		
							Rec	Yds	Y/R	TD	Lng	R/G	Y/G	Att				Yds	TD
1990	25	WAS		86	7	0	1	18	18.0	1	18	0.1	2.6				18	1	0
1991	26	WAS		86	16	0	3	24	8.0	0	10	0.2	1.5				24	0	0
Career					25	0	4	42	10.5	1	18	0.2	1.7				42	1	0

Year	Age	Tm	Pos	No.	G	GS	Touchdowns										Pts	Pts/G				
							RshTD	RecTD	PR TD	KR TD	FblTD	IntTD	OthTD	AllTD	2PM	XPM			FGM	Sfty		
1990	25	WAS		86	7	0											1				6	
Career					25	0											1				6	

## JANORIS JENKINS - Drafted by the St. Louis Rams in the 2nd round (39th overall) of the 2012 NFL Draft.

Year	Age	Tm	Pos	No.	G	GS	Interceptions				Fumbles				Tackles					
							Sk	Int	Yds	TD	Lng	PD	FF	Fmb	FR	Yds	TD	Tkl	Ast	Sfty
2012	24	STL	RCB	21	15	14	4	150	3	41	14	0	3	1	2	1	64	9		
2013	25	STL	RCB	21	16	16	1.0	1	5	0	5	14	0	0	1	0	54	6	1	
2014	26	STL	RCB	21	14	13		2	124	2	99	5	2	0	0	0	55	4		
2015	27	STL	RCB	21	15	15		3	0	0	0	15	1	0	0	0	56	8		
2016	28	NYG	RCB	20	15	15	1.0	3	26	0	23	18	1	0	0	0	44	5	1	
2017	29	NYG	RCB	20	9	8		3	113	2	53	9	1	0	0	0	27	4		
2018	30	NYG	CB	20	16	15	2.0	2	29	0	0	15	1	0	0	0	59	11		
2019	31	NYG	CB	20	13	13		4	84	0	62	14	0	0	0	0	45	9		
		NOR	CB	20	2	1		1	0	0	0	2	0	0	0	0	5	2		
2020	32	NOR	CB	20	13	13		3	53	1	36	12	0	0	0	0	44	11		
2021	33	TEN	CB	20	14	13		1	0	0	0	6	1	0	0	0	38	16		
2022	34	SF	CB	20	2	0		0	0	0	0	0	0	0	0	0	3	2		
Career					144	136	4.0	27	584	8	99	124	6	3	2	2	1	491	85	2

Year	Age	Tm	Pos	No.	G	GS	Punt Returns				Kick Returns				APYd
							Ret	Yds	TD	Lng	Y/R	Rt	Yds	TD	
2012	24	STL	RCB	21	15	14	9	46	0	14	5.1				46
2015	27	STL	RCB	21	15	15	1	5	0	5	5.0				5
Career					60	58	10	51	0	14	5.1				46

Year	Age	Tm	Pos	No.	G	GS	Touchdowns										Pts	Pts/G		
							RshTD	RecTD	PR TD	KR TD	FblTD	IntTD	OthTD	AllTD	2PM	XPM			FGM	Sfty
2012	24	STL	RCB	21	15	14								1			4			24
2014	26	STL	RCB	21	14	13										2				12
2016	28	NYG	RCB	20	15	15									1					6
2017	28	NYG	RCB	20	9	8									2		2			12
Career					45	43								1	7	1	6			54

## BRUCE JONES - Drafted by the Chicago Bears in the 7th round (194th overall) of the 1986 NFL Draft.

Year	Age	Tm	Pos	No.	G	GS	Punt Returns				Kick Returns				APYd		
							Ret	Yds	TD	Lng	Y/R	Rt	Yds	TD		Lng	Y/Rt
1987	25	PIT		47	2	0						2	38	0	22	19.0	38
Career					2	0						2	38	0	22	19.0	38

## MARCUS KEYES - Drafted by the Chicago Bears in the 7th round (233rd overall) of the 1996 NFL Draft.

Year	Age	Tm	Pos	No.	G	GS	Interceptions				Fumbles				Tackles				
							Sk	Int	Yds	TD	Lng	PD	FF	Fmb	FR	Yds	TD	Tkl	Ast
1996	23	CHI		73	2	0											3	0	

# NFL STATS FOR FORMER UNA LIONS

## SHAWN LEE - Drafted by the Tampa Bay Buccaneers in the 6th round (163rd overall) of the 1988 NFL Draft.

Year	Age	Tm	Pos	No.	G	GS	Sk	Interceptions				Fumbles				Tackles			
								Int	Yds	TD	Lng	PD	FF	Fmb	FR	Yds	TD	Tkl	Ast
1988	22	TAM		97	15	0	2.0										13	0	
1989	23	TAM	DT	97	15	3	1.0										21	0	
1990	24	MIA	NT	98	13	10	1.5										34	0	
1991	25	MIA	DT	98	3	2		1	14	0	14	0					5	0	
1992	26	SDG	DT	98	9	1	0.5						0	0	1	0	0	7	0
1993	27	SDG	LDT	98	16	15	3.0						0	0	1	0	0	45	0
1994	28	SDG	LDT	98	15	15	6.5						1	0	1	0	0	30	9
1995	29	SDG	LDT	98	16	15	8.0						0	0	1	0	0	31	11
1996	30	SDG	LDT	98	15	7	1.0	1	-1	0	-1	0						13	4
1997	31	SDG	RDT	98	16	15	3.0											27	4
1998	32	CHI	RDE	76	15	14	2.0						1	0	1	15	1	29	9
Career					148	97	28.5	2	13	0	14	0	2	0	5	15	1	255	37
6 yrs		SDG			87	68	22.0	1	-1	0	0	0	1	0	4	0	0	153	28
2 yrs		MIA			16	12	1.5	1	14	0	14	0						39	0
2 yrs		TAM			30	3	3.0											34	0
1 yr		CHI			15	14	2.0						1	0	1	15	1	29	9

### SHAWN LEE continued . . .

Year	Age	Tm	Pos	No.	G	GS	Touchdowns				FbITD	IntTD	OthTD	AllTD	2PM	XPM	FGM	Sfty	Pts	Pts/G
							RshTD	RecTD	PR TD	KR TD										
1998	32	CHI	RDE	76	15	14														6

## RONALD MCKINNON

Year	Age	Tm	Pos	No.	G	GS	Sk	Interceptions				Fumbles				Tackles			
								Int	Yds	TD	Lng	PD	FF	Fmb	FR	Yds	TD	Tkl	Ast
1996	23	ARI		57	16	0											6	1	
1997	24	ARI	RLB	57	16	16	1.0	3	40	0	17	0	1	0	0	0	0	61	36
1998	25	ARI	MLB	57	13	13	2.0	5	25	0	17	0	3	1	2	0	0	66	29
1999	26	ARI	MLB	57	16	16	1.0	1	0	0	0	0	3	0	1	0	0	94	47
2000	27	ARI	MLB	57	16	16	4.0						2	0	1	0	0	119	38
2001	28	ARI	MLB	57	16	16	2.0	1	24	1	24	5	1	0	2	25	1	97	48
2002	29	ARI	MLB	57	16	16												67	41
2003	30	ARI	MLB	57	16	16	2.0	0	0	0	0	1	2	0	1	0	0	80	25
2004	31	ARI	MLB	57	16	10												49	25
2005	32	NOR	MLB	59	16	9		0	0	0	0	1						61	17
Career					157	128	12.0	10	89	1	24	7	12	1	7	25	1	700	307
9 yrs		ARI			141	119	12.0	10	89	1	24	6	12	1	7	25	1	639	290
1 yr		NOR			16	9		0	0	0	0	1						61	17

Year	Age	Tm	Pos	No.	G	GS	Rushing						Receiving									
							Att	Yds	TD	Lng	Y/A	Y/G	A/G	Rec	Yds	Y/R	TD	Lng	R/G	Y/G	YScm	RRTD
1996	23	ARI		57	16	0	1	-4	0	-4	-4.0	-0.3	0.1							-4	0	0
1997	24	ARI	RLB	57	16	16	1	3	0	3	3.0	0.2	0.1							3	0	0
Career					157	128	2	-1	0	3	-0.5	0.0	0.0							-1	0	1
9 yrs		ARI			141	119	2	-1	0	3	-0.5	0.0	0.0							-1	0	1
1 yr		NOR			16	9	0	0	0	0		0.0	0.0							0	0	0

Year	Age	Tm	Pos	No.	G	GS	Punt Returns				Kick Returns											
							Ret	Yds	TD	Lng	Y/R	Rt	Yds	TD	Lng	Y/Rt	APYd					
2000	27	ARI	MLB	57	16	16																
Career					157	128																
9 yrs		ARI			141	119																
1 yr		NOR			16	9																0

Year	Age	Tm	Pos	No.	G	GS	Touchdowns				FbITD	IntTD	OthTD	AllTD	2PM	XPM	FGM	Sfty	Pts	Pts/G		
							RshTD	RecTD	PR TD	KR TD												
2001	28	ARI	MLB	57	16	16														12		
Career					157	128															12	
9 yrs		ARI			141	119															12	
1 yr		NOR			16	9																0

# NFL STATS FOR FORMER UNA LIONS

## EVAN OGLESBY

Year	Age	Tm	Pos	No.	G	GS	Interceptions					Fumbles					Tackles			
							Sk	Int	Yds	TD	Lng	PD	FF	Fmb	FR	Yds	TD	Tkl	Ast	Sfty
2005	24	BAL		25	3	0												1	0	
2006	25	BAL		25	16	0		0	0	0	0	3						14	2	
2007	26	DAL		23	8	0												3	1	
2008	27	BAL		25	9	0							0	0	1	6	0	12	2	
2009	28	MIA			1	0														
2010	29	MIA		31	1	0												0	1	
Career					38	0		0	0	0	0	3	0	0	1	6	0	30	6	
3 yrs		BAL			28	0		0	0	0	0	3	0	0	1	6	0	27	4	
2 yrs		MIA			2	0												0	1	
1 yr		DAL			8	0												3	1	

## PRESTON PARKER

Year	Age	Tm	Pos	No.	G	GS	Punt Returns				Kick Returns						
							Ret	Yds	TD	Lng	Y/R	Rt	Yds	TD	Lng	Y/Rt	APYd
2010	23	TAM		87	9	0						10	178	0	37	17.8	227
2011	24	TAM		87	16	0	23	210	0	34	9.1	20	439	0	45	22.0	1200
2012	25	TAM		87	2	0											7
2014	27	NYG		83	16	7	8	53	0	18	6.6	21	509	0	45	24.2	980
Career					43	7	31	263	0	34	8.5	51	1126	0	45	22.1	2414

Year	Age	Tm	Pos	No.	G	GS	Receiving					Rushing											
							Rec	Yds	Y/R	TD	Lng	R/G	Y/G	Att	Yds	TD	Lng	Y/A	Y/G	A/G	YScm	RRTD	Fmb
2010	23	TAM		87	9	0	4	42	10.5	0	21	0.4	4.7	1	7	0	7	7.0	0.8	0.1	49	0	0
2011	24	TAM		87	16	0	40	554	13.9	3	51	2.5	34.6	1	-3	0	-3	-3.0	-0.2	0.1	551	3	8
2012	25	TAM		87	2	0	0	0	0	0	0.0	0.0	1	7	0	7	7.0	3.5	0.5	7	0	0	
2014	27	NYG		83	16	7	36	418	11.6	2	42	2.3	26.1								2	2	
Career					43	7	80	1014	12.7	5	51	1.9	23.6	3	11	0	7	3.7	0.3	0.1	1025	5	10

## ISRAEL RAYBON - Drafted by the Pittsburgh Steelers in the 5th round (163rd overall) of the 1996 NFL Draft.

Year	Age	Tm	Pos	No.	G	GS	Interceptions					Fumbles					Tackles			
							Sk	Int	Yds	TD	Lng	PD	FF	Fmb	FR	Yds	TD	Tkl	Ast	Sfty
1996	23	PIT		91	3	0												1	0	
1997	24	CAR		92	9	0												5	1	
Career					12	0												6	1	
1 yr		CAR			9	0												5	1	
1 yr		PIT			3	0												1	0	

## ALTON "MONK" ROMINE

Year	Age	Tm	Pos	No.	G	GS	Interceptions					Fumbles					Tackles			
							Sk	Int	Yds	TD	Lng	PD	FF	Fmb	FR	Yds	TD	Tkl	Ast	Sfty
1955	23	2TM			5															
		GNB		23	4															
		CHI			1															
1958	26	GNB		23	12		1	0	0	0	0									
1960	28	DEN	LS	42	14		3	69	0	0	0									
1961	29	BOS		46	1															
Career					32		4	69	0	0	0									
2 yrs		GNB			16	0	1	0	0	0	0									
1 yr		BOS			1	0														
1 yr		CHI			1	0														
1 yr		DEN			14	0	3	69	0	0	0									

Year	Age	Tm	Pos	No.	G	GS	Punt Returns				Kick Returns								
							Ret	Yds	TD	Lng	Y/R	Rt	Yds	TD	Lng	Y/Rt	APYd		
1955	23	2TM			5		1	0	0	0	0.0								
		CHI			1		1	0	0	0	0.0								
1958	26	GNB		23	12		2	7	0	7	3.5								
Career					32		3	7	0	7	2.3								
2 yrs		GNB			16	0	2	7	0	7	3.5								
1 yr		BOS			1	0													
1 yr		CHI			1	0	1	0	0	0	0.0								
1 yr		DEN			14	0													

# NFL STATS FOR FORMER UNA LIONS

## TYRONE RUSH

Year	Age	Tm	Pos	No.	G	GS	Punt Returns				Kick Returns						
							Ret	Yds	TD	Lng	Y/R	Rt	Yds	TD	Lng	Y/Rt	APYd
1994	23	WAS		39	5	0						3	45	0	25	15.0	45
Career					5	0						3	45	0	25	15.0	45

## BRIAN SATTERFIELD

Year	Age	Tm	Pos	No.	Games	
					G	GS
1996	27	GNB		38	1	0
Career					1	0

## DARYL SMITH - Drafted by the Denver Broncos in the 9th round (249th overall) of the 1985 NFL Draft.

Year	Age	Tm	Pos	No.	G	GS	Interceptions				Fumbles			Tackles					
							Sk	Int	Yds	TD	Lng	PD	FF	Fmb	FR	Yds	TD	Tkl	Ast
1987	24	CIN	DB	25	3	3			2	0	0	0	0						
1988	25	CIN		25	7	0													
1989	26	MIN	DB	25	5	1													
Career					15	4			2	0	0	0	0						
2 yrs		CIN			10	3			2	0	0	0	0						
1 yr		MIN			5	1													

## ROBERT STEELE

Year	Age	Tm	Pos	No.	G	GS	Receiving				Rushing				YScm	RRTD	Fmb		
							Rec	Yds	Y/R	TD	Lng	R/G	Y/G	Att				Yds	TD
1978	22	DAL		81	14	0	0	0	0	0	0.0	0.0					0	0	0
1979	23	MIN		82	16	0	1	10	10.0	0	10	0.1	0.6				10	0	0
Career					30	0	1	10	10.0	0	10	0.0	0.3				10	0	0
1 yr		DAL			14	0	0	0	0	0	0.0	0.0					0	0	0
1 yr		MIN			16	0	1	10	10.0	0	10	0.1	0.6				10	0	0

Year	Age	Tm	Pos	No.	G	GS	Punt Returns				Kick Returns						
							Ret	Yds	TD	Lng	Y/R	Rt	Yds	TD	Lng	Y/Rt	APYd
1979	23	MIN		82	16	0						1	0	0	0	0.0	10
Career					30	0						1	0	0	0	0.0	10
1 yr		DAL			14	0										0	
1 yr		MIN			16	0						1	0	0	0	0.0	10

## LEE VICKERS

Year	Age	Tm	Pos	No.	G	GS	Receiving				Rushing				YScm	RRTD	Fmb		
							Rec	Yds	Y/R	TD	Lng	R/G	Y/G	Att				Yds	TD
2007	26	BAL	TE	80	9	2	2	4	2.0	0	5	0.2	0.4				4	0	0
Career					9	2	2	4	2.0	0	5	0.2	0.4				4	0	0

## BILLY WITT - Drafted by the Buffalo Bills in the 11th round (282nd overall) of the 1986 NFL Draft.

Year	Age	Tm	Pos	No.	Games	
					G	GS
1987	23	BUF	DE	94	2	2
Career					2	2

# GULF SOUTH CONFERENCE HONORS

## GSC Players of the Year

1971	Off	Clemit Spruiell, QB	West Alabama
	Def	Greg Wright, LB	Troy State
1972	Off	Donald Johnson, RB	N.W. State
	Def	Ken Hutcherson, LB	West Alabama
1973	Off	David Bradberry, QB	Delta State
	Def	Adrian Gant, DE	West Alabama
1974	Off	Perry Griggs, SE	Troy State
	Def	Alan Klein, DG	SE Louisiana
1975	<b>Off</b>	<b>Roger Ralph, WR</b>	<b>North Alabama</b>
	Def	Stanley King, DB	West Alabama
1976	Off	Don Griffin, QB	SE Louisiana
	Def	Danny Watkins, LB	UT-Martin
1977	Off	Alvin Smalls, QB	UT-Martin
	Def	Rusty Rebowe, LB	Nicholls State
1978	Off	Bobby Ray Green, QB	Jacksonville State
	Def	Tim Tucker, LB	Troy State
1979	Off	Calvin Howard, TB	Miss. College
	Def	Greg Robinson, LB	Jacksonville State
	Def	Ralph Ashley, LB	Miss. College
1980	Off	Willie Tullis, QB	Troy State
	Def	Sherman Wilkinson, DB	Troy State
	Def	Willie Cameron, NG	West Alabama
1981	Off	Ed Lett, QB	Jacksonville State
	Def	Alvin Wright, NG	Jacksonville State
1982	Off	Ed Lett, QB	Jacksonville State
	Def	Charles Martin, DT	West Alabama
1983	Off	Scott Butler, QB	Delta State
	Def	Leonard Jackson, NG	West Alabama
1984	Off	Scott Butler, QB	Delta State
	Def	Earl Conway, DT	Miss. College
1985	<b>Off</b>	<b>Clarence Johnson</b>	<b>North Alabama</b>
	Def	Earl Conway, DT	Miss. College
1986	Off	Mike Turk, QB	Troy State
	Def	Jessie Tuggle, LB	Valdosta State
1987	Off	Mike Turk, QB	Troy State
	Def	Freddie Thomas, DB	Troy State
1988	Off	Leon Reed, QB	UT-Martin
	Def	Emanuel McNeil, DT	UT-Martin
1989	Off	David Gulledege, QB	Jacksonville State
	Def	Terry Fleming, DL	Miss. College
1990	Off	Fred McAfee, RB	Miss. College
	Def	James Davis, LB	North Alabama
1991	Off	Nickey Edmondson	Jacksonville State
	Def	Roderick Magee, LB	Miss. College
1992	<b>Off</b>	<b>Tyrone Rush, RB</b>	<b>North Alabama</b>
	Def	Antonio Edwards, DL	Valdosta State
1993	<b>Off</b>	<b>Tyrone Rush, RB</b>	<b>North Alabama</b>
	Def	Jeff Redcross, DL	North Alabama
1994	Off	Chris Hatcher, QB	Valdosta State
	Def	Ronald McKinnon, LB	North Alabama
1995	<b>Off</b>	<b>Cody Gross, QB</b>	<b>North Alabama</b>
	Def	Ronald McKinnon, LB	North Alabama
1997	Off	Toby Strange, QB	West Georgia
	Def	Fred Perry, LB	Southern Arkansas
1998	Off	Jeremy Clements, QB	West Georgia
	Def	Antonio Speed, LB	Valdosta State
1999	Off	Josh Price, QB	Arkansas Tech
	Off	Ed Duncan, RB	Arkansas Tech
	Def	Antonio Speed, LB	Valdosta State
2000	Off	Dusty Bonner, QB	Valdosta State
	Off	Josh Bright, QB	Delta State
	Def	Danielle Rollins, LB	Ark.-Monticello
2001	Off	Dusty Bonner	Valdosta State
	Def	Nate Coggins	West Georgia
2002	Off	Aaron Jenkins	Valdosta State
	Def	Dewayne Smith	Valdosta State

2003	Off	Cory Allred	Arkansas-Monticello
	Def	Anthony Maddox	Delta State
2004	Off	Cory Allred	Arkansas-Monticello
	Def	Cedric Cursh	Arkansas Tech
2005	Off	Scott Eyster	Delta State
	Def	Kelvin Morris	West Georgia
2006	Off	Scott Eyster	Delta State
	Def	Michael Eubanks	Delta State
2007	Off	David Knighton	Harding
	Def	Michael Eubanks	Delta State
2008	Off	Scott Buisson	Arkansas-Monticello
	Def	Lardester Hicks-Green	Delta State
2009	Off	Nick Graziano	Arkansas Tech
	<b>Def</b>	<b>Michael Johnson</b>	<b>North Alabama</b>
2010	Off	Nick Hardesty	Henderson State
	Def	Larry Dean	Valdosta State
2011	Off	Micah Davis	Delta State
	Def	Deon Lacey	West Alabama
2012	Off	Gerald Ford	Valdosta State
	Def	Ridge Wilson	West Alabama
2013	Off	Kyle Caldwell	West Alabama
	<b>Def</b>	<b>Tavarius Wilson</b>	<b>North Alabama</b>
2014	Off	Xavier Milton	Florida Tech
	Off	Kyle Cladwell	West Alabama
	Def	Jordan Shaw	Shorter
2015	<b>Off</b>	<b>Luke Wingo</b>	<b>North Alabama</b>
	Def.	J.J. Sanders	Florida Tech
2016	<b>Off</b>	<b>Jacob Tucker</b>	<b>North Alabama</b>
	Def.	J.J. Sanders	Florida Tech
2017	Off.	Devontae Jackson	West Georgia
	Def.	Terry Samuel	West Alabama

## GSC Most Valuable Player

1996..... Lance Funderburk, Valdosta State

## GSC Coach of the Year

1971.....	Mickey Andrews, Livingston
1972.....	George Doherty, Northwestern State
1973.....	Tom Jones, Troy State
1974.....	Jim King, Livingston
1975.....	Jim King, Livingston
1976.....	Charlie Bradshaw, Troy State
1977.....	Jim Fuller, Jacksonville State
1978.....	Jim Fuller, Jacksonville State
1979.....	John Williams, Mississippi College
<b>1980.....</b>	<b>Wayne Grubb, North Alabama</b>
1981.....	Jim Fuller, Jacksonville State
1982.....	Jim Fuller, Jacksonville State
<b>1983.....</b>	<b>Wayne Grubb, North Alabama</b>
1984.....	Chan Gailey, Troy State
<b>1985.....</b>	<b>Wayne Grubb, North Alabama</b>
1986.....	Rick Rhoades, Troy State
1987.....	Rick Rhoades, Troy State
1988.....	Don McLeary, Tennessee-Martin
1989.....	Bill Burgess, Jacksonville State
1990.....	John Williams, Mississippi College
1991.....	Bill Burgess, Jacksonville State
1992.....	Bill Burgess, Jacksonville State
<b>1993.....</b>	<b>Bobby Wallace, North Alabama</b>
<b>1994.....</b>	<b>Bobby Wallace, North Alabama</b>
<b>1995.....</b>	<b>Bobby Wallace, North Alabama</b>
1996.....	Hal Mumme, Valdosta State
1997.....	Steve Roberts, Southern Arkansas
1998.....	Todd Knight, Delta State
1999.....	Steve Mullins, Arkansas Tech

# GULF SOUTH CONFERENCE HONORS

2000.....	Chris Hatcher, Valdosta State
2001.....	Chris Hatcher, Valdosta State
2002.....	Chris Hatcher, Valdosta State
<b>2003.....</b>	<b>Mark Hudspeth, North Alabama</b>
2004.....	Steve Mullins, Arkansas Tech
2005.....	Clint Conque, Central Arkansas
<b>2006.....</b>	<b>Mark Hudspeth, North Alabama</b>
2007.....	Ron Roberts, Delta State
2008.....	Ron Roberts, Delta State
2009.....	Terry Bowden, North Alabama / Steve Mullins, Arkansas Tech
2010.....	David Dean, Valdosta State / Scott Maxfield, Henderson State / Ronnie Huckleba, Harding
2011.....	Will Hall, West Alabama / Daryl Dickey, West Georgia
2012.....	Will Hall, West Alabama
2013.....	Todd Cooley, Delta State
2014.....	Todd Cooley, Delta State
2015.....	Steve Englehart, Florida Tech
2016.....	Steve Englehart, Florida Tech
<b>2016.....</b>	<b>Bobby Wallace, North Alabama</b>
2017.....	Brett Gilliland, West Alabama

## GSC Freshman of the Year

1980.....	Alvin Wright, NG, Jacksonville State
1981.....	Doug Brown, QB, Troy State
1982.....	Anthony Hinton, NG, Troy State
1983.....	Bryan Watts, P, West Georgia
1984.....	Mike Turk, QB, Troy State
1985.....	Terry Fleming, DL, Mississippi College
1986.....	Randy Fisher, WR, Valdosta State
1987.....	Fred McAfee, RB, Mississippi College
1988.....	Ramon Allen, RB, Valdosta State
1989.....	Ollie Thigpen, RB, Delta State
<b>1990.....</b>	<b>O.J. Patrick, DL, North Alabama</b>
<b>1991.....</b>	<b>Marcus Hunter, DL, North Alabama</b>
<b>1992.....</b>	<b>Ronald McKinnon, LB, North Alabama</b>
<b>1993.....</b>	<b>Gerald Smith, DB, North Alabama</b> Marty Hammond, WR, West Alabama
<b>1994.....</b>	<b>Reginald Ruffin, DE, North Alabama</b>
1995.....	Chad Moran, Central Arkansas
1996.....	Tregnel Thomas, RB, Delta State
1997.....	Kevin McCam, QB, Arkansas-Monticello
1998.....	Channing Williams, DT, West Georgia
1999.....	Cornelius Alvin, West Georgia
2000.....	Chris Reil, Henderson State
2000.....	Montoya Brown, Ouachita Baptist
2001.....	Michael Norvell, Central Arkansas
<b>2002.....</b>	<b>DeMarcus Blount, North Alabama</b>
2003.....	Scott Eyster, Delta State
2004.....	Bernard Scott, Central Arkansas
2005.....	Nathan Brown, Central Arkansas
2006.....	Cedric Jones, Valdosta State
2007.....	Scott Buisson, Arkansas-Monticello
2008 - Offense.....	Chris Hart, Valdosta State
2008 - Offense.....	Mark Johnson, Southern Arkansas
2008 - Defense.....	Dominique Davenport, Delta State
2009 - Offense.....	Gerald Ford, Valdosta State
2009 - Defense.....	Shontral Ford, West Alabama
2010 - Offense.....	Brandon White, West Georgia
2010 - Defense.....	Xavier Triplett, Delta State
2011 - Offense.....	Kyle Caldwell, West Alabama
2011 - Defense.....	Teddy Lawrence, West Georgia
2012 - Offense.....	Cedric O'Neal, Valdosta State
<b>2012 - Defense.....</b>	<b>Floyd Jones, North Alabama</b>
2013 - Offense.....	Tyler Sullivan, Delta State
<b>2013 - Defense.....</b>	<b>Philbert Martial, North Alabama</b>
2013 - Defense.....	Chris Stapleton, Florida Tech
2014 - Offense.....	Mark Cato, Florida Tech
2014 - Defense.....	Trey Shaw, Delta State

2015 - Offense.....	Antwan Haynes, Florida Tech
2015 - Defense.....	Malcolm McClenton, Valdosta State
2016 - Offense.....	Cedric Hollingshed, Valdosta State
2016 - Defense.....	Trent Archie, West Florida
2017 - Offense.....	Mike Beaudry, West Florida
2017 - Defense.....	Christon Taylor, North Alabama

## GSC Football Champions

1971	West Alabama, Troy State	5-1
1972	Northwestern Louisiana	6-0
1973	Troy State	6-1
1974	Jacksonville State	7-1
1975	Nicholls State	7-2
1976	Troy State	7-1
1977	Jacksonville State	7-1
1978	Jacksonville State	6-1
1979	Mississippi College	5-1
<b>1980</b>	<b>North Alabama</b>	<b>6-0</b>
1981	Jacksonville State	6-0
1982	Jacksonville State	7-0
<b>1983</b>	<b>North Alabama</b>	<b>8-0</b>
1984	Troy State	7-1
<b>1985</b>	<b>North Alabama</b>	<b>7-1</b>
1986	Troy State	8-0
1987	Troy State	8-0
1988	Tennessee-Martin	7-1
	Jacksonville State	7-1
	Mississippi College	7-1
1989	Jacksonville State	8-0
1990	Mississippi College	8-0
1991	Jacksonville State	6-0
1992	Jacksonville State	5-0-1
<b>1993</b>	<b>North Alabama</b>	<b>7-0</b>
<b>1994</b>	<b>North Alabama</b>	<b>7-0</b>
<b>1995</b>	<b>North Alabama</b>	<b>8-0</b>
1996	Valdosta State	6-2
1997	Southern Arkansas	6-1
1998	Delta State	8-1
	West Georgia	8-1
1999	Arkansas Tech	8-1
2000	Valdosta State	9-1
	Delta State	9-1
	West Georgia	9-1
2001	Valdosta State	9-0
2002	Valdosta State	9-0
<b>2003</b>	<b>North Alabama</b>	<b>9-0</b>
2004	Valdosta State	9-0
2005	Central Arkansas	8-1
<b>2006</b>	<b>North Alabama</b>	<b>8-0</b>
2007	Delta State	8-0
2008	Delta State	8-0
<b>2009</b>	<b>North Alabama</b>	<b>7-1</b>
2010	Delta State	6-2
	Valdosta State	6-2
	Henderson State	6-2
2011	Delta State	3-1
2012	West Alabama	5-0
<b>2013</b>	<b>North Alabama</b>	<b>5-1</b>
	West Alabama	5-1
<b>2014</b>	<b>North Alabama</b>	<b>6-1</b>
	Delta State	6-1
<b>2015</b>	<b>North Alabama</b>	<b>6-1</b>
	West Georgia	6-1
<b>2016</b>	<b>North Alabama</b>	<b>7-0</b>
2017	West Alabama	7-1



# GULF SOUTH CONFERENCE HONORS



## UNA in the GSC

Year	GSC	All	Finish
1971	0-6-0	1-10-0	Sixth
1972	1-5-0	2-9-0	Ninth
1973	3-6-0	4-6-0	Eighth
1974	4-4-0	4-6-0	Sixth
1975	4-4-0	6-4-0	Sixth
1976	3-4-0	4-5-0	Sixth
1977	3-5-0	5-5-0	Sixth
1978	4-2-1	7-2-1	Fifth
1979	3-3-0	6-5-0	Fourth
<b>1980</b>	<b>6-0-0</b>	<b>10-2-0</b>	<b>First</b>
1981	4-2-0	8-2-0	Second
1982	4-3-0	7-3-0	Third
<b>1983</b>	<b>8-0-0</b>	<b>11-1-1</b>	<b>First</b>
1984	4-1-3	7-1-3	Second
<b>1985</b>	<b>7-1-0</b>	<b>12-2-0</b>	<b>First</b>
1986	1-7-0	4-7-0	Ninth
1987	4-3-1	5-5-1	Third
1988	2-6-0	2-8-0	Eighth
1989	4-4-0	6-5-0	Fifth
1990	6-2-0	8-3-0	Second
1991	1-5-0	3-6-0	Sixth
1992	3-2-1	7-4-1	Second
<b>1993</b>	<b>7-0-0</b>	<b>14-0-0</b>	<b>First</b>
<b>1994</b>	<b>7-0-0</b>	<b>13-1-0</b>	<b>First</b>
<b>1995</b>	<b>8-0-0</b>	<b>14-0-0</b>	<b>First</b>
1996	4-4-0	6-5-0	Fifth
1997	6-2-0	9-3-0	Third
1998	7-2-0	8-2-0	Third
1999	5-4-0	5-6-0	Fifth
2000	3-6-0	3-7-0	Eighth
2001	3-6-0	4-6-0	Ninth
2002	3-6-0	4-7-0	Ninth
<b>2003</b>	<b>9-0-0</b>	<b>13-1-0</b>	<b>First</b>
2004	4-5-0	5-5-0	Sixth
2005	7-2-0	11-3-0	Second
<b>2006</b>	<b>8-0-0</b>	<b>11-1-0</b>	<b>First</b>
2007	7-1-0	10-2-0	Second
2008	7-1-0	12-2-0	Second
<b>2009</b>	<b>7-1-0</b>	<b>11-2-0</b>	<b>First</b>
2010	5-3-0	9-4-0	Fourth
2011	2-2-0	9-3-0	Second
2012	2-3-0	5-5-0	Third
<b>2013</b>	<b>5-1-0</b>	<b>10-3-0</b>	<b>Tied-First</b>
<b>2014</b>	<b>6-1-0</b>	<b>9-2-0</b>	<b>Tied-First</b>
<b>2015</b>	<b>6-1-0</b>	<b>9-3-0</b>	<b>Tied-First</b>
<b>2016</b>	<b>7-0-0</b>	<b>11-2-0</b>	<b>First</b>
2017	5-3-0	5-5-0	Second

## UNA's First-team

### All-GSC Selections (1971-2017)

1971	DB	Palmer Byrd
1971	DG	Frankie Patterson
1971	PK	William McCormack
1973	OT	Barry Johnson
1973	OE	Danny Kimble
1973	DB	Robbie Hudson
1973	DT	Larry Brown
1974	WR	Roger Ralph
1975	OG	Terry Witherspoon
1975	WR	Roger Ralph
1976	OG	Terry Witherspoon
1976	P	Aubrey Haynes
1977	RB	Curtis Sirmones
1977	OG	Terry Witherspoon
1977	WR	Robert Steele
1978	OG	Obie Childers
1978	PK	Nelson McMurray
1979	RB	Lawson Fletcher
1979	OG	Obie Childers
1979	DB	Manuel Walker
1980	RB	Lawson Fletcher
1980	OG	Hamp Moore
1980	DT	Steve Carter
1981	OG	Hamp Moore
1981	PK	Nelson McMurray
1981	DB	Emmanuel Young
1982	C	Don Smith
1982	OG	Mike Rollins
1982	TE	Mike Gilley
1982	DB	Rod Brooks
1982	LB	Frank Condon
1982	DE	Ron Harris
1983	RB	Clarence Johnson
1983	OG	Mike Rollins
1983	OT	Dexter Rutherford
1983	DB	Rod Brooks
1983	DT	Dean Sanders
1984	DB	Daryl Smith
1984	DB	Lewis Billups
1984	OT	Scott Shirley
1985	DB	Lewis Billups
1985	DB	Bruce Jones
1985	LB	Steve Rogers
1985	DE	Billy Witt
1985	RB	Clarence Johnson
1985	OT	Tony Shirley
1985	PK	James Knowles
1986	RB	Marvin Marsh
1987	DB	Wendell Phillips
1987	P	Scott DeMott
1988	TE	Bennie Jennings
1989	LB	James Davis
1989	DB	Sedric Barnett
1990	LB	James Davis
1990	DB	Harvey Summerhill
1990	TE	Bennie Jennings
1990	OT	Sherman Johnson
1991	DB	Harvey Summerhill
1991	P	John Crittenden
1991	RB	Tyrone Rush
1991	WR	Troy Nelson
1992	DB	Harvey Summerhill
1992	LB	Ronald McKinnon
1992	DL	Marcus Hunter
1992	P	John Crittenden

1992	RB	Tyrone Rush
1992	RB	Brian Satterfield
1993	RB	Tyrone Rush
1993	OG	Jon Thompson
1993	OG	Jeff Surbaugh
1993	PK	Jamie Stoddard
1993	DL	O.J. Patrick
1993	DL	Jeff Redcross
1993	LB	Ronald McKinnon
1993	LB	Keith Humphrey
1994	WR	Michael Edwards
1994	TE	Jarius Hayes
1994	OG	Jon Thompson
1994	C	Kin Taylor
1994	DE	Marcus Hunter
1994	DT	Marcus Keyes
1994	DT	Israel Raybon
1994	LB	Ronald McKinnon
1994	LB	Keith Humphrey
1994	DB	Gerald Smith
1994	P	Lee Morris
1994	PK	Jamie Stoddard
1995	QB	Cody Gross
1995	RB	A.J. Lamar
1995	G	Jon Thompson
1995	T	Michael Williams
1995	TE	Jarius Hayes
1995	DL	Marcus Keyes
1995	DL	Israel Raybon
1995	DL	Reginald Ruffin
1995	LB	Keith Humphrey
1995	LB	Ronald McKinnon
1995	DB	Gerald Smith
1996	DB	Gerald Smith
1996	DL	Reginald Ruffin
1996	RB	A.J. Lamar
1997	RB	Greg Manson
1997	OG	Joe Washington
1997	OG	Thomas Moore
1997	OT	Brad Pierce
1997	LB	Reginald Ruffin
1997	DL	Michael Moncrief
1997	DB	Marcus Hill
1997	P	Tony Faggioni
1998	RB	Greg Manson
1998	TE	Bobby Collins
1998	DL	Shawn Cash
1998	DB	Marcus Hill
1998	DB	Tyrone Bell
1998	P	Tony Faggioni
1999	WR	Zack Keys
1999	LB	Robert Gordon
2000	DB	Chad Sears
2003	RB	DeMarcus Blount
2003	C	Lance Ancar
2003	OT	Sherwin Lyons
2003	LB	Donald Tharpe
2003	DB	Evan Oglesby
2004	C	Lance Ancar
2004	DT	Ken Triplett
2004	LB	Courtney Wright
2004	DB	Evan Oglesby
2004	RS	Anthony Merritt
2005	WR	Anthony Merritt
2005	TE	Chip Long
2005	C	Lance Ancar
2005	DB	Blake Farris
2005	RS	Anthony Merritt

# GULF SOUTH CONFERENCE HONORS

2006	WR	Anthony Merritt
2006	RS	Anthony Merritt
2006	OT	Andrew Reid
2006	C	JoJo Bates
2006	TE	Covington Wright
2006	DL	Ryan Brick
2006	DL	Kentrel Tanner
2006	LB	Donald Tharpe
2006	DB	Derrell Ashford
2006	P	Lyle Atkinson
2007	OT	J.D. Whited
2007	DL	Tim Hunt
2007	LB	Michael Johnson
2007	DB	Craig Fox
2008	RB	Mike McLendon
2008	WR	Ed Gant
2008	WR	Rocky Coleman
2008	OG	Sam Hathorn
2008	DL	Montrell Craft
2008	DL	Derrick Chatman
2008	LB	Michael Johnson
2008	DB	David Raymond
2008	PK	Tom Schneider
2009	WR	Mico McSwain
2009	WR	T.J. Porter
2009	OT	Calvin Wilson
2009	DL	Montrell Craft
2009	LB	Michael Johnson
2009	LB	Nicholas Walker
2009	DB	Quinton Andrews
2009	PK	Kenny Spencer
2009	P	Will Batson
2010	OT	Kyle Thornton
2010	DL	Courtney Harris
2010	LB	Hilliard Foster
2010	LB	Harrison Bryant
2010	DB	Chad Daniel
2010	Special Teams	Jusmon Rivers
2011	RB	Wes Holland
2011	WR	Mo Miliam
2011	OT	Kyle Thornton
2011	C	Jamie Dixon
2011	DB	Rod Woodson
2012	DL	Richie Mata'afa
2012	LB	Tavarius Wilson
2012	DB	Caleb Massey
2012	P	Michael Schuster
2012	BT	Josh Roberts
2013	C	Tyler Sizemore
2013	All-Purpose	Chris Coffey
2013	Utility	Mabry Cook
2013	LB	Tavarius Wilson
2013	LB	Gabe Poe
2013	DL	Taylor Carney
2013	DB	Caleb Massey
2014	RB	Lamonte Thompson
2014	WR	Delvon Carpenter
2014	OL	Keith Jones
2014	DL	Taylor Carney
2014	LB	Steven Rich
2014	DB	Philbert Martial
2014	P	Taylor Pontius
2015	QB	Luke Wingo
2015	RB	Lamonte Thompson
2015	OG	Stephen Evans
2015	WR	Dre Hall
2015	WR	Lee Mayhall
2015	LB	C.J. Jackson

2015	DB	Levi Fell
2015	DB	Philbert Martial
2015	UTL/LS	Wil Lovelace
2016	QB	Jacob Tucker
2016	OT	Stephen Evans
2016	WR	Dre Hall
2016	DB	Philbert Martial
2016	DB	Levi Fell
2016	LB	Eddrick Harris
2016	LB	Darrius Wright
2016	PK	Kevin Henke
2016	BT	Ryan Harper
2017	WR	Dre Hall
2017	DL	Freddie Reed
2017	DL	Maurice Burton, Jr.
2017	LB	Christon Taylor
2017	DB	Maurice Carnell
2017	DB	Chris Johnson

## UNA's Second-team All-GSC Selections (1971-2017)

1975	RB	Jerry Mizell
1975	OT	Barry Johnson
1975	LB	Norman Sims
1976	WR	Robert Steele
1977	DB	Rodney Bivens
1978	RB	Curtis Simones
1978	DB	Manuel Walker
1978	LB	Kevin Logan
1978	DT	Brad Hendrix
1979	PK	Nelson McMurray
1979	LB	Howard Ross
1979	DE	William Bowens
1979	NG	Anthony Jones
1980	WR	Jerry Hill
1980	OT	Mike Thorn
1980	LB	Sam Prater
1980	DT	Paul Smith
1981	QB	Fred Riley
1981	DB	Tommy Horn
1981	LB	Frank Condon
1981	LB	Sam Prater
1981	DE	Ron Harris
1981	DT	Johnny Johnson
1982	RB	Clarence Johnson
1982	OT	Dexter Rutherford
1982	PK	James Knowles
1982	DB	Gary Davis
1982	DT	Dean Sanders
1982	P	Harlow Fikes
1983	QB	Rusty Towery
1983	PK	James Knowles
1983	DB	Daryl Smith
1983	DT	Robert Moore
1983	P	Harlow Fikes
1984	QB	Bobby Duncan
1984	RB	Stanley Gill
1984	WR	Germaine Young
1984	DL	Alan Underwood
1984	DL	Dean Sanders
1984	P	Harlow Fikes
1985	OL	Alan Underwood
1986	OL	Eric Conner
1986	LB	Kirk Ethridge
1986	DB	Chris Evans
1986	DB	Wendell Phillips
1986	P	Scott DeMott
1987	TE	Bennie Jennings

1987	RB	Marvin Marsh
1987	DL	Harold Greene
1987	DL	Shawn Lee
1987	LB	Tony Cambell
1989	OL	Chris Ledbetter
1989	WR	Derrick Coffey
1989	RS	Troy Nelson
1989	DL	Henry Thomas
1989	LB	Felix Baxter
1990	OL	Mike Nord
1990	DB	Michael Jackson
1992	OL	Jon Thompson
1992	DB	Walter Tipton
1992	DB	Tony Foster
1992	DL	O.J. Patrick
1993	P	Lee Morris
1993	TE	Jarius Hayes
1993	RS	Tyrone Rush
1995	PK	Jamie Stoddard
1997	TE	Bobby Collins
1997	DB	Corey Harris
1998	DL	Henry Wright
1998	LB	Orlando Patterson
1998	OG	Russell Stephens
1998	DB	Corey Harris
1998	RS	Corey Harris
1999	QB	Tyler Peterson
1999	TE	Adam Underwood
1999	C	Ben Owen
1999	T	Ryan Zuber
1999	DL	Larry Paul
1999	DB	Chad Sears
2000	OT	Garrett Keith
2000	DL	Larry Paul
2001	T	Garrett Keith
2001	LB	Trent Dawson
2003	QB	Will Hall
2003	RB	Randy Vickers
2003	OT	Matt Horton
2003	DL	Jonathan Taylor
2003	LB	Harold Wisdom
2003	DB	Terrance Walden
2003	DB	Lacy Hill
2003	RS	Anthony Merritt
2004	RB	DeMarcus Blount
2004	DB	Blake Farris
2004	DB	Jay Snipes
2005	QB	Vinnie Saylor
2005	WR	Jaron Fountain
2005	T	Brett Mask
2005	DL	Marcus Jackson
2005	DL	Tim Hunt



# GULF SOUTH CONFERENCE HONORS

2005	LB	Donald Tharpe
2006	LB	Michael Johnson
2006	PK	Yuta Fukuda
2007	QB	A.J. Milwee
2007	TE	Covington Wright
2007	C	Sam Hathorn
2007	DL	Antron Dillon
2008	QB	A.J. Milwee
2008	OT	Mike Hathorn
2008	TE	Brandon Alldredge
2008	LB	Larry Wilson
2008	DB	Bobby Brooks
2008	DB	Darron Dampier
2008	P	Will Batson
2009	QB	Harrison Beck
2009	RB	Tim Hicks
2009	RB	Marcus Sims
2009	WR	Preston Parker
2009	DL	Brandon Fanney
2009	DB	J.J. Johnson
2009	DB	Jason Tate
2009	DB	Chad Daniel
2010	DL	Steven Wesley
2010	OL	Jamie Dixon
2010	OL	Daron Rose
2010	RB	Wes Holland
2010	PK	Josh Montgomery
2011	QB	Lee Chapple
2011	WR	Tristan Purifoy
2011	DL	Cedric Hall
2011	LB	Marcus Dowtin
2011	LB	Tommie Westbrook
2011	DB	Lucas Darr
2011	DB	Janoris Jenkins
2012	RB	Lamonte Thompson
2012	OG	David Lundberg
2012	OT	Will Furlong
2012	LB	Brion James
2012	DB	Floyd Jones
2013	RB	Lamonte Thompson
2013	WR	Jason Smith
2013	OG	David Lundberg
2013	OT	Keith Jones
2013	OT	Kenston Redfearn
2013	LB	Brion James
2014	QB	Luke Wingo
2014	WR	Lee Mayhall
2014	DL	Shaquille Smith
2014	DB	Levi Fell
2014	LS	Wil Lovelace
2014	RS	Philbert Martial
2015	DL	Freddie Reed
2015	DB	Floyd Jones
2015	PK	Kevin Henke
2015	BT	Ryan Harper
2016	WR	Julius Jones
2016	DL	Freddie Reed
2016	DL	Eddquerion Harris
2016	DL	E.J. Parnell
2016	RS	Philbert Martial
2017	LB	Joshua Amanfo

## UNA's Academic All-GSC Selections (1979-2017)

1979	OL	Hamp Moore
1980	OL	Hamp Moore
1981	OL	Hamp Moore
1983	TE	Chuck McCurley
1983	LB	Steve Rogers
1983	FB	Rich Cunningham
1983	PK	James Knowles
1983	OL	Dexter Rutherford
1984	FB	Rich Cunningham
1985	PK	James Knowles
1985	FB	Rich Cunningham
1986	OL	Howard Broadfoot
1986	QB	Tim Garner
1987	QB	Tim Garner
1987	DB	Jeff Smith
1988	QB	Tim Garner
1989	LB	James Davis
1989	DL	Sherman Johnson
1989	OL	Barry Hampton
1990	OL	Barry Hampton
1990	LB	James Davis
1991	OL	Sherman Johnson
1991	OL	Barry Hampton
1992	OL	Michael Williams
1992	DB	Tony Foster
1992	OL	Kin Taylor
1993	OL	Michael Williams
1993	OL	Jon Thompson
1993	DB	Brad Stepp
1993	OL	Jimmy Gay
1993	P	Lee Morris
1994	C	Kin Taylor
1994	P	Lee Morris
1994	OT	Eddie Evans
1994	OT	Michael Williams
1994	PK	Jamie Stoddard
1994	C	Eddie Evans
1995	OT	Michael Williams
1995	PK	Jamie Stoddard
1995	OL	Ashley Ingram
1996	OL	Ashley Ingram
1996	QB	Charles Hogan
1998	OL	Terry James
1999	OL	Terry James
2000	DL	Joel Williamson
2001	FB	Jason Viinson
2004	DB	Jay Snipes
2005	K	Yuta Fukuda
2006	K	Yuta Fukuda
2007	DL	Derrick Chatman
2007	OL	Luke Chenault
2008	DL	Derrick Chatman
2008	P	Will Batson
2009	P	Will Batson
2009	OL	Luke Chenault
2010	RB	Wes Holland
2011	RB	Wes Holland
2011	WR	Daniel Almon
2011	WR	Jason Smith
2011	DL	Seth Alexander
2011	QB	Lee Chapple

2012	WR	Daniel Almon
2012	WR	Jason Smith
2012	DL	Seth Alexander
2012	OL	David Lundberg
2013	WR	Jason Smith
2013	OL	David Lundberg
2013	TE	Mabry Cook
2013	PK	Wil Craig
2013	QB	Luke Wingo
2013	DL	DeAndre Harrison
2013	WR	Lee Mayhall
2014	WR	Lee Mayhall
2014	DL	DeAndre Harrison
2014	QB	Luke Wingo
2014	RB	Ryan Harper
2014	OL	Laurence Carmichael
2015	WR	Lee Mayhall
2015	QB	Luke Wingo
2015	FB	Ryan Harper
2015	DL	DeAndre Harrison
2015	OL	Laurence Carmichael
2015	QB	Jacob Tucker
2015	WR	Hagan Scott
2016	FB	Ryan Harper
2016	DL	DeAndre Harrison
2016	OL	Robert Lane
2016	DL	Sheldon Lewis
2016	WR	Hagan Scott
2016	OL	Jordan Sogers
2016	PK	Kevin Henke
2017	LS	Wil Lovelace



# GULF SOUTH CONFERENCE HONORS

## Gulf South Conference Team of the Decade 1980's Offense

- QB ..... Mike Turk, Troy State
- RB ..... Major Everett, Miss. College
- RB ..... **Clarence Johnson, North Alabama**
- FB ..... Ted Horstead, Troy State
- TE ..... Rusty Fuller, Jacksonville State
- WR ..... Kyle Finney, Delta State
- WR ..... William Mackall, Tenn.-Martin
- OL ..... Joe Billingsley, Jacksonville State
- OL ..... Mark Catano, Valdosta State
- OL ..... Wayne Frazier, Miss. College
- OL ..... Mitch Geier, Troy State
- OL ..... **Don Smith, North Alabama**
- PK ..... James Knowles, North Alabama

## Defense

- DL ..... Earl Conway, Miss. College
- DL ..... Terry Fleming, Miss. College
- DL ..... Charles Martin, Livingston
- DL ..... Emanuel McNeil, Tenn.-Martin
- LB ..... **James Davis, North Alabama**
- LB ..... Steve Hyche, Livingston
- LB ..... Gerrick Pimienta, Troy State
- LB ..... Jessie Tuggle, Valdosta State
- DB ..... **Lewis Billups, North Alabama**
- DB ..... **Bruce Jones, North Alabama**
- DB ..... **Daryl Smith, North Alabama**
- DB ..... Ken Watson, Livingston
- P ..... Wally Henry, Miss. College
- RS ..... Titus Dixon, Troy State

## Gulf South Conference Team of the Decade 1990's Offense

- QB ..... Chris Hatcher, Valdosta State
- QB ..... **Cody Gross, North Alabama**
- RB ..... Dominique Ross, Valdosta State
- RB ..... **Tyrone Rush, North Alabama**
- RB ..... **Brian Satterfield, N. Alabama**
- WR ..... Matt Carman, West Alabama
- WR ..... **Michael Edwards, North Alabama**
- WR ..... Roscoe Pounds, West Georgia
- WR ..... Robert Williams, Valdosta State
- TE ..... **Jarius Hayes, North Alabama**
- OL ..... Kell Clopton, Southern Arkansas
- OL ..... Todd Matthews, Arkansas Tech
- OL ..... Don Struebing, Central Arkansas
- OL ..... **Jeff Surbaugh, North Alabama**
- OL ..... **Jon Thompson, North Alabama**
- OL ..... **Michael Williams, North Alabama**

## Defense

- DL ..... Antonio Edwards, Valdosta State
- DL ..... **Marcus Keyes, North Alabama**
- DL ..... **Israel Raybon, North Alabama**
- DL ..... **Jeff Redcross, North Alabama**
- DL ..... **Reginald Ruffin, North Alabama**
- LB ..... **Keith Humphrey, North Alabama**

- LB ..... Ronald McKinnon, North Alabama
- LB ..... Fred Perry, Southern Arkansas
- LB ..... Antonio Speed, Valdosta State
- LB ..... Robert Thomas, Henderson State
- DB ..... **Marcus Hill, North Alabama**
- DB ..... Corey Jarrells, West Georgia
- DB ..... A.D. Love, Henderson State
- DB ..... **Gerald Smith, North Alabama**
- DB ..... **Harvey Summerhill, North Alabama**
- DB ..... Jerome Williams, Delta State
- PK ..... Jason Williams, Southern Arkansas
- P ..... Scott Stephens, Central Arkansas
- RS ..... Danny Lee, Jacksonville State

## Gulf South Conference Team of the Decade 2000's First-Team

- RB ..... DeMarcus Blount, North Alabama
- C ..... Lance Ancar, North Alabama
- DL ..... **Montrell Craft, North Alabama**
- LB ..... **Donald Tharpe, North Alabama**
- LB ..... **Michael Johnson, North Alabama**
- RS ..... **Anthony Merritt, North Alabama**

## Second-Team

- WR ..... **Anthony Merritt, North Alabama**
- OG ..... Sam Hathorn, North Alabama
- TE ..... **Chip Long, North Alabama**
- DB ..... **Evan Oglesby, North Alabama**
- P ..... **Will Batson, North Alabama**

## Gulf South Conference Team of the Decade 2010's First-Team

- WR ..... Dre Hallt, North Alabama
- OL ..... Stephen Evans, North Alabama
- OL ..... Kyle Thornton, North Alabama
- LB ..... **Tavarius Wilson, North Alabama**
- DB ..... **Philbert Martial, North Alabama**

## Second-Team

- RB ..... Lamonte Thompson, North Alabama
- DL ..... Taylor Carney, North Alabama
- DL ..... Freddie Reed, North Alabama
- DB ..... Caleb Massey, North Alabama
- DB ..... Levi Fell, North Alabama
- PK ..... Taylor Pontius
- UTL ..... Wil Lovelace

## Honorable Mention

- LB ..... Gabe Poe
- DL ..... Courtney Harris
- QB ..... Luke Wingo
- QB ..... Jacob Tucker

## DEFENSIVE PLAYER OF THE DECADE

Tavarius Wilson, North Alabama



UNA's Tavarius Wilson was named the Gulf South Conference Defensive Player of the Decade for the 2010s.



A two-time All-American, offensive lineman Kyle Thornton was named to the GSC Team of the Decade for the 2010s.

# GULF SOUTH CONFERENCE HONORS

## Gulf South Conference Team of the Quarter Century 1971-1995

### OFFENSIVE PLAYER OF THE QUARTER CENTURY

Chris Hatcher, Valdosta State

### DEFENSIVE PLAYER OF THE QUARTER CENTURY

Ronald McKinnon, North Alabama

### COACH OF THE QUARTER CENTURY

Bobby Wallace, North Alabama

#### Offense

- QB ..... **Cody Gross, North Alabama**
- QB ..... Mike Turk, Troy State
- QB ..... Chris Hatcher, Valdosta State
- RB ..... Horace Belton, SE Louisiana
- RB ..... Boyce Callahan, Jacksonville State
- RB ..... Major Everett, Miss. College
- RB ..... Fred McAfee, Miss. College
- RB ..... Tyrone Rush, North Alabama**
- OL ..... Joe Billingsley, Jacksonville State
- OL ..... Gene Bryant, Delta State
- OL ..... Mark Catano, Valdosta State
- OL ..... Wayne Frazier, Miss. College
- OL ..... Mitch Geier, Troy State
- OL ..... Mark King, Troy State
- OL ..... York Kurinsky, Valdosta State
- OL ..... Don Smith, North Alabama**
- OL ..... Jon Thompson, North Alabama**
- OL ..... Calvin Word, Jacksonville State
- TE ..... Rusty Fuller, Jacksonville State
- TE ..... Jarius Hayes, North Alabama**
- WR ..... Nathaniel Bolton, Miss. College
- WR ..... Matt Carman, West Alabama
- WR ..... Kyle Finney, Delta State
- WR ..... Randy Fisher, Valdosta State
- WR ..... William Mackall, Tenn.-Martin


#### Defense

- DL ..... Jesse Baker, Jacksonville State
- DL ..... Earl Conway, Miss. College
- DL ..... Terry Fleming, Miss. College
- DL ..... Marcus Keyes, North Alabama**
- DL ..... Charles Martin, West Alabama
- DL ..... Emanuel McNeil, Tenn.-Martin
- DL ..... Israel Raybon, North Alabama**
- DL ..... Alvin Wright, Jacksonville State
- LB ..... James Davis, North Alabama**
- LB ..... Keith Humphrey, North Alabama**
- LB ..... Ken Hutcherson, West Alabama
- LB ..... Steve Hyché, West Alabama
- LB ..... Ronald McKinnon, North Alabama**
- LB ..... Gerrick Pimienta, Troy State
- LB ..... Rusty Rebowe, Nicholls State
- LB ..... Greg Robinson, Jacksonville State
- LB ..... Jessie Tuggle, Valdosta State

- DB ..... Eric Davis, Jacksonville State
- DB ..... Bruce Jones, North Alabama**
- DB ..... Stanley King, West Alabama
- DB ..... Dallis Smith, Valdosta State
- DB ..... Daryl Smith, North Alabama**
- DB ..... Harvey Summerhill, North Alabama**
- DB ..... Freddie Thomas, Troy State
- DB ..... Ken Watson, West Alabama

#### Specialty

- PK ..... Ted Clem, Troy State
- PK ..... James Knowles, North Alabama**
- P ..... John Crittenden, North Alabama**
- P ..... Gregg Lowery, Jacksonville State
- RS ..... Perry Griggs, Troy State
- RS ..... Danny Lee, Jacksonville State



Bobby Wallace was selected as the GSC Coach of the Quarter Century.



A three-time All-American and 1995 Harlon Hill Trophy winner, Ronald McKinnon was named the GSC Defensive Player of the Quarter Century. This fourth quarter interception (above) helped seal the Lions 1994 National Championship Game win over Texas A&M-Kingsville.

# LION GSC PLAYERS OF THE WEEK

## NORTH ALABAMA'S ALL-TIME GULF SOUTH CONFERENCE PLAYER OF THE WEEK SELECTIONS


<b>1973</b>							
Sept. 22	Offense	Danny Kimble	Delta State				
Sept. 29	Offense	Wendell Hathorn	West Alabama				
<b>1974</b>							
Nov. 23	Offense	Roger Ralph	Jacksonville State				
<b>1975</b>							
Sept. 13	Defense	Mike Allison	SE Louisiana				
Nov. 1	Defense	Rodney Bivens	Miss. College				
Nov. 8	Offense	Burnis Rose	Nicholls State				
Nov. 15	Offense	Marc Merritt	UT-Martin				
Nov. 22	Defense	Ivan Richard	Jacksonville St.				
<b>1977</b>							
Sept. 13	Offense	Curtis Sirmones	East Tennessee State				
<b>1978</b>							
Sept. 23	Defense	Brad Hendrix	SE Louisiana				
Oct. 14	Defense	William Bowens	Austin Peay				
Oct. 28	Defense	Kevin Logan	Tennessee-Martin				
<b>1979</b>							
Sept. 8	Offense	Lawson Fletcher	Middle Tennessee St.				
Sept. 8	Defense	Manuel Walker	Middle Tennessee St.				
Nov. 17	Offense	Lawson Fletcher	Jacksonville State				
<b>1980</b>							
Oct. 6	Offense	Lawson Fletcher	Delta State				
Oct. 27	Offense	Fred Riley	Troy State				
Oct. 27	Offense	Jerry Hill	Troy State				
Nov. 3	Defense	Emmanuel Young	Tennessee-Martin				
<b>1981</b>							
Oct. 12	Defense	Frank Condon	Alabama A&M				
Oct. 26	Offense	Fred Riley	Troy State				
Nov. 2	Defense	Ron Harris	Tennessee-Martin				
Nov. 16	Offense	Lawson Fletcher	Miss. College				
Nov. 16	Defense	Sam Prater	Miss. College				
<b>1982</b>							
Oct. 9	Offense	Rusty Towery	Alabama A&M				
Oct. 16	Offense	Clarence Johnson	Tennessee-Martin				
Oct. 23	Defense	Rod Brooks	Troy State				
Oct. 30	Defense	Richard Porter	Valdosta State				
<b>1983</b>							
Sept. 24	Offense	Rusty Towery	Central Florida				
Oct. 1	Offense	Rusty Towery	Delta State				
Oct. 8	Defense	Clifford Mason	Alabama A&M				
Oct. 22	Offense	Rusty Towery	Troy State				
Nov. 5	Defense	Clifford Mason	Valdosta State				
		Charlie Glass	Valdosta State				
Nov. 19	Offense	Clarence Johnson	West Georgia				
<b>1984</b>							
Oct. 27	Defense	Dexter Hunt	Troy State				
Oct. 27	Defense	Dean Sanders	Troy State				
<b>1985</b>							
Sept. 28	Offense	Clarence Johnson	Savannah State				
Nov. 16	Defense	Wendell Phillips	West Georgia				
Nov. 23	Defense	Charles Steele	Valdosta State				
<b>1986</b>							
Nov. 8	Defense	Chris Evans	West Alabama				
<b>1987</b>							
Sept. 19	Offense	Lonnie Mister	Miss. College				
Oct. 3	Offense	Lonnie Mister	Delta State				
Oct. 3	Defense	Wendell Phillips	Delta State				
<b>1988</b>							
Sept. 3	Defense	James Davis	Alabama A&M				
Sept. 24	Offense	Tommy Compton	Delta State				
<b>1989</b>							
Sept. 2	Defense	Rick Thomas	Alabama A&M				
Sept. 23	Defense	Troy Nelson	Delta State				
Oct. 7	Defense	Henry Thomas	UT-Martin				
Oct. 28	Offense	Mark Humphrey	Livingston				
Nov. 4	Defense	James Davis	West Georgia				
<b>1990</b>							
Sept. 1	Defense	James Davis	Alabama A&M				
Sept. 22	Defense	James Davis	Delta State				
Oct. 6	Defense	Jeff Surbaugh	UT-Martin				
Oct. 20	Defense	Michael Jackson	Troy State				
Nov. 3	Offense	Troy Nelson	West Georgia				
Nov. 10	Defense	James Davis	Valdosta State				
<b>1991</b>							
Sept. 7	Defense	Walter Tipton	C. Missouri State				
Oct. 19	Defense	Harvey Summerhill	Jacksonville St.				
Nov. 2	Defense	Marcus Hunter	West Alabama				
<b>1992</b>							
Sept. 5	Defense	Ronald McKinnon	C. Missouri State				
Sept. 12	Offense	Brian Satterfield	Miss. College				
Sept. 26	Defense	O.J. Patrick	Delta State				
Oct. 17	Defense	Sam Graham	Jacksonville St.				
Nov. 7	Defense	Tony Foster	West Georgia				
Nov. 14	Defense	Mark Williams	Valdosta State				
<b>1993</b>							
Sept. 4	Offense	Brian Satterfield	Fort Valley State				
Sept. 25	Offense	Tyrone Rush	Delta State				
Oct. 2	Defense	Jeff Redcross	Portland State				
Oct. 23	Defense	Keith Humphrey	Central Arkansas				
Nov. 7	Defense	Ronald McKinnon	Valdosta State				
Nov. 14	Offense	Cody Gross	West Georgia				
<b>1994</b>							
Sept. 17	Defense	Marcus Keyes	Miss. College				
Sept. 24	Defense	Keith Humphrey	Delta State				
Oct. 8	Defense	Ronald McKinnon	Youngstown St.				
Oct. 22	Defense	Marcus Hunter	Central Arkansas				
Oct. 22	Offense	Cody Gross	Central Arkansas				
Nov. 5	Offense	Cody Gross	Valdosta State				
Nov. 5	Defense	Keith Humphrey	Valdosta State				
Nov. 12	Offense	Kenyatta Jones	West Georgia				
<b>1995</b>							
Sept. 2	Defense	Reginald Ruffin	Albany State				
Sept. 9	Defense	Ronald McKinnon	Alabama A&M				
Sept. 30	Defense	Israel Raybon	Miss. College				
Oct. 14	Defense	Keith Humphrey	Central Arkansas				
Oct. 21	Offense	AJ Lamar	Henderson State				
Oct. 21	Defense	Keith Humphrey	Henderson State				
Oct. 28	Defense	Ronald McKinnon	Valdosta State				
<b>1996</b>							
Sept. 7	Defense	Reginald Ruffin	Alabama A&M				
Oct. 19	Defense	Reginald Ruffin	Delta State				
<b>1997</b>							
Sept. 8	Defense	Corey Harris	Alabama A&M				
Sept. 22	Defense	Michael Moncrief	Texas A&M-Kingsville				
Sept. 29	Offense	Travis Carswell	Arkansas Tech				
Oct. 11	Offense	Tyler Peterson	SW Louisiana				
Nov. 1	Offense	Greg Manson	Central Arkansas				
Nov. 8	Defense	Marcus Hill	West Georgia				

# LION GSC PLAYERS OF THE WEEK

<b>1998</b>				<b>2012</b>			
Sept. 26	Defense	Shawn Cash	Central Arkansas	Sept. 3	Defense	Tavarius Wilson	Miles
Oct. 24	Special	Corey Harris	Henderson State	Sept. 17	Defense	Rod Woodson	Kentucky Christian
<b>1999</b>				Sept. 17	Specialty	Michael Schuster	Kentucky Christian
Oct. 2	Offense	Tyler Peterson	Ark.-Monticello	Oct. 1	Offense	Chris Alexander	Shorter
Nov. 13	Offense	Tyler Peterson	West Alabama	Oct. 8	Defense	Caleb Massey	Texas A&M-Kingsville
Nov. 13	Defense	Travis Hawk	West Alabama	<b>2013</b>			
<b>2001</b>				Sept. 9	Offense	Lamonte Thompson	Miles
Sept. 1	Defense	Sam Fakunle	Lambuth	Sept. 16	Defense	Shaquille Smith	Jacksonville State
Oct. 6	Special	Evan Oglesby	Henderson State	Sept. 23	Defense	Gabe Poe	Delta State
<b>2003</b>				Oct. 14	Defense	Tavarius Wilson	West Georgia
Sept. 15	Offense	Will Hall	Jacksonville State	Oct. 14	Specialty	Michael Schuster	West Georgia
Oct. 13	Defense	Courtney Wright	Ouachita Baptist	Oct. 28	Defense	Tavarius Wilson	Valdosta State
Nov. 10	Specialty	Anthony Merritt	West Georgia	Nov. 4	Defense	Tavarius Wilson	West Alabama
Nov. 17	Offense	Will Hall	West Alabama	Nov. 11	Defense	Gabe Poe	Florida Tech
<b>2004</b>				Nov. 11	Specialty	Philbert Martial	Florida Tech
Oct. 4	Defense	Randy Banks	Central Arkansas	Nov. 18	Specialty	Michael Schuster	Tarleton State
Oct. 4	Specialty	Anthony Merritt	Central Arkansas	<b>2014</b>			
Oct. 18	Specialty	Anthony Merritt	Henderson State	Sept. 29	Offense	Lamonte Thompson	Valdosta State
<b>2005</b>				Sept. 29	Specialty	Taylor Pontius	Valdosta State
Sept. 3	Offense	Vinnie Saylor	Tusculum	Oct. 13	Specialty	Taylor Pontius	UNC-Pembroke
Sept. 3	Specialty	Yuta Fukuda	Tusculum	Oct. 27	Offense	Luke Wingo	West Georgia
Sept. 17	Offense	Vinnie Saylor	Delta State	<b>2015</b>			
Sept. 17	Specialty	Anthony Merritt	Delta State	Sept. 26	Offense	Luke Wingo	Florida Tech
Oct. 8	Defense	Courtney Wright	Southern Arkansas	Oct. 12	Specialty	Kevin Henke	Western Oregon
Oct. 15	Specialty	Anthony Merritt	Henderson State	Nov. 14	Specialty	Kevin Henke	West Alabama
Nov. 5	Specialty	Yuta Fukuda	West Alabama	Nov. 14	Offense	Luke Wingo	West Alabama
<b>2006</b>				<b>2016</b>			
Nov. 13	Offense	Eric Packer	West Alabama	Sept. 26	Offense	Jacob Tucker	West Alabama
<b>2007</b>				Oct. 24	Offense	Jacob Tucker	North Greenville
Sept. 22	Defense	Craig Fox	Southern Arkansas	Oct. 31	Specialty	Philbert Martial	Delta State
Nov. 3	Defense	Tim Hunt	West Georgia	Nov. 14	Defense	Philbert Martial	Mississippi College
<b>2008</b>				<b>2017</b>			
Aug. 28	Offense	A.J. Milwee	Southern Arkansas	Sept. 18	Defense	Christon Taylor	Valdosta State
Sept. 25	Offense	A.J. Milwee	Harding	Sept. 18	Freshman	Christon Taylor	Valdosta State
Nov. 3	Offense	A.J. Milwee	Ark.-Monticello	Oct. 9	Specialty	Will Evans	Florida Tech
Oct. 13	Specialty	Jusmon Rivers	North Greenville	Oct. 9	Freshman	Will Evans	Florida Tech
Nov. 10	Specialty	Tom Schneider	West Alabama	Oct. 23	Defense	Chris Johnson	Central Washington
<b>2009</b>							
Aug. 30	Specialty	Charles McClain	Southern Arkansas				
Sept. 6	Defense	Michael Johnson	Carson-Newman				
Sept. 13	Offense	Harrison Beck	Henderson State				
Sept. 20	Specialty	Kenny Spencer	West Georgia				
Oct. 4	Offense	Harrison Beck	Arkansas Tech				
Oct. 18	Defense	Quinton Andrews	Delta State				
<b>2010</b>							
Sept. 13	Offense	Lee Chapple	Glenville State				
Oct. 4	Defense	Bryan Thomas	Arkansas Tech				
Nov. 1	Defense	Harrison Bryant	Delta State				
<b>2011</b>							
Sept. 5	Defense	Marcus Dowtin	Central Oklahoma				
Sept. 12	Specialty	Janoris Jenkins	Glenville State				
Sept. 26	Offense	Lee Chapple	Harding				
Oct. 3	Specialty	Janoris Jenkins	Southern Arkansas				
Nov. 7	Offense	Lee Chapple	West Georgia				
Nov. 7	Defense	Tommie Westbrook	West Georgia				
Nov. 14	Defense	Marcus Dowtin	Valdosta State				
Nov. 14	Specialty	Tristan Purifoy	Valdosta State				

# UNA'S CHAMPIONSHIP TRILOGY

**NCAA DIVISION II  
NATIONAL CHAMPIONS  
1993, 1994, 1995**





## UNA'S CHAMPIONSHIP TRILOGY • 1993-95



---



**From 1993 to 1995 the University of North Alabama football program made college football history.**

- Over that three year span the Lions posted a 41-1 record to become the first collegiate football program to win 40 or more games in just three years.
- UNA became the first team in the history of NCAA scholarship football (FBS, FCS or Division II) to win three consecutive national championships.
- As the official NCAA host institution for the championship, UNA became the first Division II football team to win the National Championship on its own home field.
- Following the unprecedented third straight national title, UNA's players and coaches were invited to the White House to meet members of Congress, Vice President Al Gore and President Bill Clinton - becoming the first Division II team invited to the White House.

# UNA'S CHAMPIONSHIP TRILOGY • 1993-95



# THREE IN A ROW . . . THE 1993 CHAMPIONSHIP

## UNA's Perfect Season Earns 1993 National Championship

Cody Gross stood on the sideline, apparently done for the day. His helmet was under his arm as back-up quarterback Cale Manley began hurriedly loosening up.

The University of North Alabama offense that had dominated opponents all season had lost all momentum in the second half and the Lions trailed in the 1993 NCAA Division II Championship Game 24-14 in the fourth quarter.

But suddenly a blocked punt by Israel Raybon gave UNA new life and some 11 minutes later, Gross would be lying face down in the end zone after capping a 27-point fourth quarter rally that netted the Lions a 41-34 win and the Division II National Championship.

With Raybon giving the Lions a spark, Gross was again given the chance to bring the Lions back, and did he ever.

First he fired a 24-yard touchdown pass to Demetrea Shelton to make it 24-20, then directed a 66-yard drive that ended with a seven-yard Satterfield TD run that gave UNA a 27-24 lead.

Another 78-yard touchdown drive put UNA up by 10 points but Indiana-Pennsylvania rallied to tie the game at 34-34 with just 45 seconds left.

But Gross again met the challenge, taking UNA 69 yards in six plays.

First he carried on an option run to put UNA into IUP territory, then he passed to Shelton to the Indians one-yard-line.

A one-yard dive by Gross with just 10 seconds left gave UNA the win and its first football national crown.

It was the perfect end to the first perfect season in school and Gulf South Conference history.

In all UNA would break or tie 85 school and Gulf South Conference records.

The Lion players would receive 54 individual awards, including four players who were selected first-team All-American.

It was an amazing season that saw UNA score on its first play from scrimmage, and its last.


It was a season of unprecedented accomplishments for the Lions that followed a solid run at the national championship that fell short in 1992.

UNA left little doubts about its intentions in 1993 when fullback Brian Satterfield

raced 48-yards on the teams first play from scrimmage of the season and scored against Fort Valley State.

The floodgates opened and UNA romped the Wildcats 36-14 behind Satterfield's 243 yards that included a school-record 97-yard TD run.

## UNA broke or tied 85 school and Gulf South Conference records in 1993



*Brian Satterfield set the tone for the 1993 season, scoring on UNA's first play from scrimmage.*

The next week at Alabama A&M, the UNA offense again set the tone, scoring seven touchdowns in a 49-7 rout of the Bulldogs.

And with more than 1,000 total yards in the team's first two games of the season, the UNA offense was just getting warmed up as it churned out 646 yards in week three in a 58-17 mauling of the Delta State Statesmen.

All-American tailback Tyrone Rush, who would finish as the runner-up for the Harlon Hill Trophy as the Division II Player of the Year, surpassed Satterfield's two-week-old record with 248 yards and scored three touchdowns.

That set up the first major test of the season as the Lions traveled to Portland, Ore., for a national headliner with the Portland State Vikings.

UNA entered the game ranked No. 2 nationally behind North Dakota State, while Portland State was tied for third with New Haven.

The Bison of NDSU lost to Mankato State and by kickoff time on the west coast, everyone realized the Lion-Viking match-up was for the nation's number one ranking.

Portland State struck quickly behind star quarterback Bill Matos, racing to a 14-0 lead. The Lions managed a 10-play, 67-yard drive to make it 14-7, but PSU scored again to go ahead 20-7.

Another PSU score early in the third quarter made it 26-14 and the Lions chances appeared slim. But the defense began to stiffen and Kenyatta Jones, playing in place of an injured Satterfield, began to take charge of the offense.

After UNA rallied for 10 points in the third quarter to make it 26-24, a three-yard TD run by Rush gave the Lions their first lead at 30-26 with 26 seconds left in the third quarter.

A pair of touchdowns by Jones on runs of 55 and 17 yards made it 44-26 before UNA allowed a late score and settled for a 44-32 win.

The following Monday UNA claimed the nation's top ranking for the first time in the history of the program and would hold that spot for the remainder of the season.

Mississippi College was the first to challenge UNA's No. 1 ranking and the Choctaws battled to take a 28-27 lead over UNA with 12:20 left in the game in Clinton, Miss.

A 55-yard TD run Jones and a 20-yard Jamie Stoddard field goal brought the Lions back and gave UNA a 38-28 win to go 5-0 overall and 2-0 in the GSC.

A 17-0 win over Henderson State and a 27-10 win on the road at Central Arkansas on the Bears' Homecoming gave UNA a 7-0 record entering its own Homecoming against Livingston.

That game would again shatter numerous school records as UNA rolled to a 65-15 win with 565 yards of offense.

The Lions clinched the GSC title for the first time since 1985 the following week at Valdosta State as the UNA defense picked off five Chris Hatcher passes and helped pave the way for 21 second half points as



*Israel Raybon (97) blocked an IUP punt in the fourth quarter to turn around the NCAA Division II National Championship Game. UNA scored 27 points in the final period for a 41-34 win.*

UNA won 31-21 on the Blazers home field.

A 41-14 win at home over West Georgia closed the first perfect regular-season in school history and, by virtue of UNA's No. 1 ranking, guaranteed the Lions the home field for every Division II playoff game.

In the opening round, South Atlantic Conference champion Carson-Newman couldn't meet the challenge as UNA raced to a 21-0 lead and settled for a 38-28 win over the Eagles with 455 yards of offense.

In the quarterfinal round, unbeaten Hampton hoped to avenge a home playoff loss to UNA in 1992 by downing the Lions on their home field. But the Pirates, although hanging close in the first half, were no match for the Lions as UNA recorded a 45-20 win and moved on the semifinals.

The Lions gained 570 yards offensively and totally stifled Hampton in the final two periods.

Needing just one more win to reach the Division II Championship Game in had hosted since 1986, UNA faced a

Texas A&M-Kingsville team that started the season 0-5 before winning seven straight. The Javelinas continued to ride that momentum against UNA, blocking a punt for a touchdown just before halftime and adding three second half touchdowns to make it 27-25 with just 2:42 left in the game.

A successful two-point conversion would likely send the game to overtime, but Louis Fikes halfback pass fell incomplete in the end zone and UNA marched on to the title game.

The championship week in the Shoals area was a true extravaganza as the community turned out in full force to urge the Lions on.

An overflow crowd of almost 16,000 was in Braly Stadium for the title game and an additional national television audience watched on ESPN.

When it was all over, Doug Porter, the chairman of the Division II Football Committee said "Division II football will never be the same again. This day has

taken NCAA Division II football to a level it has never seen before. What a great feeling it is to be a part of something like this.

"This game had all the elements of a great championship," Porter added. "The stadium was sold out, the atmosphere and enthusiasm was great and the best two teams in the country put on a great show."

Numerous awards followed for the Lions, with head coach Bobby Wallace selected as NCAA Division II Coach of the Year by Kodak, Chevrolet and the Football Gazette.

Rush, linebacker Ronald McKinnon, offensive linemen Jeff Surbaugh and defensive end Jeff Redcross were all selected first-team All-American, with Redcross chosen as the GSC Defensive Player of the Year and Rush being named the league's Offensive Player of the Year for the second straight season.

# THREE IN A ROW . . . THE 1994 CHAMPIONSHIP

## North Alabama Successfully DEFENDS its Division II National Championship

Offense won the University of North Alabama its first NCAA Division II football national championship in 1993, and so it was only appropriate that the Lions title defense should fall upon the Defense.

In 1993, runningbacks Tyrone Rush and Brian Satterfield were featured on the cover of the team's media guide, proclaiming "Double Trouble" for the Lions opponents. The Lions then went 14-0 behind an offense that shattered virtually every school and conference rushing and scoring record.

And even in the Division II National Championship Game, it was a 27-point fourth quarter by the Lions offense, including a touchdown with just 10 seconds left against Indiana-Pennsylvania, that gave UNA its first football national championship.

In 1994, linebackers Ronald McKinnon and Keith Humphrey scowled on the cover of the Lions pre-season media guide as they DEFENDED the 1993 championship trophy, making it clear to any challengers that the Lions were intent on retaining the championship.

And defend they did.

While UNA's triple-option offense rolled up record numbers through the first four games, the Lions Purple Swarm defense looked untouchable, posting three shutouts in the first four games.


By season's end, UNA was second in the nation in two defensive categories, fourth in two others, and ready to defend its championship in the Division II playoffs.

With narrow wins over Carson-Newman and Valdosta State in the first two rounds and a romp of North Dakota in the semifinals, only Texas A&M-Kingsville stood between the Lions and a share of Division II history.

The Lions found themselves in a similar situation as in 1993. Clinging to a 16-10 lead late in the fourth quarter over Texas A&M-Kingsville, the UNA defense had its back to the wall. The Javelinas were driving and chewing up the clock.

Then, almost as scripted, with just 2:22 left in the game, McKinnon stepped in front of a Wilson Scott pass at the UNA 18-yard line, tipped it twice, got it under control, and raced 27 yards in the other direction.

Another interception by Paul Sanders in the final minute closed the door for good on the Javelinas and the Lions had their



*Linebackers Ronald McKinnon (44) and Keith Humphrey (42) helped put down Valdosta State, and 12 other Lion opponents.*

second straight championship.

Not only did North Alabama become just the third school in NCAA Division II history to win back-to-back national championships, joining Southwest Texas State (1981-82) and North Dakota State (1985-86), but also became the first school in the history of NCAA competition on any level to have won two national championships in both football and basketball. UNA claimed Division II basketball titles in 1979 and 1991.

The Lions finished 13-1 in 1994, with the only loss coming on the road to eventual I-AA national champion Youngstown State, 17-14.

UNA's record run pushed the school's winning streak against Division II opponents to 27 straight and the Lions ranked No. 1 nationally in the Division II poll for the entire season, running that streak to 17 consecutive polls in the top spot.

The Lions became just the third school to win back-to-back Gulf South Conference titles, and the team would produce an unprecedented 12 first-team All-GSC selections and seven All-Americans, with five players from the Purple Swarm named to All-America teams.

UNA opened the season with a 35-0 romp of Fort Valley State on the road, pounding the Wildcats with 618 total yards and 494 yards rushing. Kenyatta Jones rushed for 161 yards and scored three touchdowns, while the Lion defense allowed just 41 yards rushing on 31

attempts and surrendered just 87 total yards.

Game two was a similar story. Playing at home at Braly Stadium for the first time since winning the 1993 championship, and in front of a sell-out crowd of more than 14,000, UNA raced to a 58-0 lead over Alabama A&M with 7:22 left in the third quarter. The Lion offense rushed for 333 yards and had 395 total yards, but the defense caused four turnovers and held the Bulldogs to a minus 19 yards rushing. A&M scored twice late in the game on the Lions reserves, but UNA was 2-0 with a 58-13 win.

The Lions opened the Gulf South Conference portion of their schedule the following week at home against Mississippi College and ripped the Choctaws 24-0 and gave up just 58 yards rushing.

The next week at Delta State UNA posted a 38-0 win to go 4-0, giving up just 51 yards rushing. Jones rushed for 106 yards and scored twice for the Lions.

An open date the following week gave the Lions time to prepare for the defending I-AA national champion Penguins of Youngstown State.

It didn't start well for the Lions, as Youngstown State took its opening possession and marched 72 yards in seven plays to score. But that would be it for the Penguins until the fourth quarter. The UNA defense, behind the play of McKinnon and tackle Marcus Keyes, closed the door on YSU, and UNA finally



*The Lions played in front of record crowds in 1994, that included two sell-outs.*

ried the game late in the third quarter on a one-yard run by quarterback Cody Gross.

The Penguins went on top again early in the final period, but Gross responded with a 62-yard scoring pass to Michael Edwards to make it 14-14 with 12:59 left. The outcome was finally decided when Paul Massaro booted a 30-yard field goal with 7:33 left to give Youngstown a 17-14 lead. UNA marched back to midfield but was stopped on a fourth down try, and the Lions 18-game winning streak had stopped.


With the impressive showing against a I-AA power, UNA held its spot atop the Division II poll, however, and the quest for the Division II title continued.

First UNA romped Henderson State 41-7 on the road, then the Lions turned their attention to a powerful Central Arkansas squad for Homecoming. Everything went UNA's way in the first half as the Lions rolled to a 28-0 lead behind 112 yards rushing and 135 yards passing from Gross. But the offense failed to gain a first down in the second half and the Bears rallied for 21 points before UNA's defense closed the door on a 28-21 win.

A 50-7 rout of Livingston set up the much anticipated matchup between the No. 1 ranked Lions and the No. 2 ranked Blazers of Valdosta State. UNA brought in the premier defense in Division II to meet the most explosive offense, led by eventual Harlon Hill Trophy winner Chris Hatcher. But this one was a mismatch as UNA crushed the Blazers on a soggy field, rolling to 31-7 and 38-13 leads before settling for a 38-21 win. Hatcher and the Blazers spent most of the night on the run from UNA's Purple Swarm, as the Lions intercepted four passes, recovered two fumbles, recorded three sacks and had five tackles for loss.

A 37-25 win over West Georgia closed the regular season at 9-1, and UNA turned its attention to the Division II playoffs.

Carson-Newman was the Lions opening round opponent for the second straight year, and the Eagles and Lions battled to a scoreless tie at halftime. UNA broke on top 10-0 in the second half on a Jamie Stoddard field goal and a Jarius Hayes end-around for a touchdown, but Carson-Newman struck for two quick touchdowns and held a 13-10 lead with 11:20 left in the game. The Lions drove down to the Eagles 16-yard line, where they faced a fourth-and-six call. Stoddard booted a 33-yard field goal to tie the game, but the Eagles were offside, and UNA's Bobby Wallace decided to take the points off the



*Jamie Stoddard's 17-yard field goal against Valdosta State gave UNA a 27-24 double-overtime win.*

scoreboard and go for a fourth-and-one at the 11. Senior Anthony Brooks, who missed the 1993 championship drive with a knee injury, burst through the left side and went 11 yards for a game-winning touchdown as UNA downed the Eagles 17-13, and advanced to the second round.

The Valdosta State Blazers were primed for their second chance at the Lions, but the game appeared headed in the same direction as UNA held a 17-3 lead in the fourth quarter. VSU rallied for two scores and suddenly the two GSC rivals were looking at the first overtime game in either's football history. Both scored touchdowns on their opening possessions in the extra period to make it 24-24, but Keyes blocked a Blazer field goal attempt in the second overtime, setting the stage for a game-winning 17-yard field goal by Stoddard for a 27-24 Lion win.

North Central Conference champion North Dakota was no match for UNA in the semifinal as the Lion's Michael Edwards returned the opening kickoff for a touchdown and UNA built a 35-0 lead before allowing a late score.

In the championship game, UNA played on a wet field for the fourth time, but Kenyatta Jones didn't slip in the first quarter when he went 90 yards for a touchdown on the longest run in championship game history.

A Stoddard field goal and a Gross one-yard run made it 16-3 at the half, but again the offense sputtered in the second half, and it was up to the Purple Swarm to hold


the line on the national title - and it did, once again.

Closing the season with 159 tackles, McKinnon became one of the most honored athletes in school history. He was a first-team All-America selection by the Associated Press, the American Football Coaches Association, the Football Gazette, the Division II Sports Information Directors and C.M. Frank. He was also first-team All-GSC for the third straight year, named GSC Defensive Player of the Year, and was selected as Division II National Player of the Year by CNN's College Football Preview show, as selected by Danny Sheridan.

Joining McKinnon on the various All-America teams were linebacker Keith Humphrey, defensive linemen Israel Raybon, Marcus Hunter and Marcus Keyes, and offensive linemen Kin Taylor and Jon Thompson.

Stoddard, punter Lee Morris, defensive back Gerald Smith, tight end Jarius Hayes and split end Michael Edwards were also first-team All-GSC picks.

Head coach Bobby Wallace was named Division II National Coach of the Year by ABC and Chevrolet, the American Football Coaches Association, the *Football Gazette* and *College Sports* magazine.



*Cody Gross led UNA to a 13-1 record in 1994 and a second straight Division II National Championship*

# THREE IN A ROW . . . THE 1995 CHAMPIONSHIP

## NORTH ALABAMA ROLLS TO UNPRECEDENTED THIRD STRAIGHT NATIONAL TITLE

For the University of North Alabama, an unprecedented third straight NCAA Division II national championship appeared as easy as 1-2-3.

In taking two previous national titles in 1993 and 1994, the Lions had to leap some hurdles to get to the title game, then had to rely on some last minute heroics from quarterback Cody Gross and linebacker Ronald McKinnon to secure those respective titles.

The 1995 Lions would have none of that, however. They simply dominated their field of play like no other team in college football history.

And when the season finally ended with a 27-7 win over Pittsburg State, it seemed almost anticlimactic. The Lions had done what they were expected to do and ended the 1995 season with no worlds left to conquer.


As a two-time defending national champion with 45 lettermen and 19 starters returning, the Lions entered 1995 with the pressure and expectation of trying to accomplish something that no previous Division II school had done. But the Lions managed to maintain their focus each Saturday throughout the regular-season, dominating 10 straight opponents, then clobbering four more in the playoffs by a combined 138-49 score.

Not only did UNA finish the season at 14-0 with its third straight conference and national championships, but both titles put the Lions in a class by themselves.

UNA's third straight national title marked the first time in the history of NCAA scholarship football (Division I, I-AA or II) that a school had won three consecutive national championships. And with a 41-1 record over that three-year span, UNA became the first team in the history of college football on any level to win 40 or more games in just three years.

In addition, UNA's third straight GSC title marked the first time in the league's 25-year history that any school had won three straight football championships.

The Lions dominance of Division II wasn't only in the post-season either. After taking over the top spot in the Division II poll on Oct. 4, 1993, the Lions have



*With starting quarterback Cody Gross out of the starting lineup with a hip injury, Cale Manley (10) took center stage and directed a 76-yard, 12-play scoring drive on the Lions opening possession and UNA rolled to its third straight national championship with a 27-7 romp of Pittsburg State.*

maintained that ranking in every Division II poll since, setting another national record with 27 consecutive No. 1 rankings over a three-year period.

Individually, the Lions were also one of the most recognized groups in college football history.

A total of 10 different UNA players were selected for various All-America teams, and linebacker Ronald McKinnon became the first defensive player in the ten-year history of the Harlon Hill Trophy to be named as the Division II College Football Player of the Year.

The Lions senior class of 1995 closed their collective careers as the winningest class in school and Gulf South Conference history, with a 48-5-1 record that included 41 consecutive wins against Division II opponents and 22 straight conference wins.

Both the Lions offense and defense were dominant in 1995, and nowhere was that better demonstrated than in the championship game.


Pittsburg State had averaged 318 yards per game during 1995, but managed just 50 yards on 15 carries in the first half against UNA, while the Lions rolled up 248 total yards in the first 30 minutes with a make-shift offensive backfield.

With starting quarterback Cody Gross sidelined for the first time since 1992 with a hip injury, senior back-up Cale Manley stepped in and directed a 76-yard, 12-play drive on UNA's opening possession.

Jermaine Roberts went the final 28 yards untouched through a huge hole for the game's first score with 8:04 left in the opening period.

The Lions also turned to third-string fullback Nate George to start when 1,000-yard rusher A.J. Lamar went down with a stomach virus.

The Lions never missed a beat, and when McKinnon pounced on a PSU fumble early in the second quarter, Gross limped onto the field to give the team an additional emotional charge that also electrified the



*Jermaine Roberts (1) scored twice in the 1995 championship game.*

partisan UNA crowd of 15,241.

Gross, who closed his career at UNA with a 41-2 record as a starter, completed a pass to Demetrea Shelton on his first play and led a five-play drive that was capped by a five-yard TD run by Roberts. Gross would also fire a 13-yard touchdown pass to Michael Edwards with five seconds left in the half to make it 21-0, capping a 69-yard, 11-play drive.

The only bright spot for Pittsburg State came in the final period, when Ben Peterson recovered a UNA fumble and Jeff Moreland tossed a 15-yard touchdown pass to Chris Hudson on the next play for the Gorillas only score.

UNA answered with a score of its own, with George bullying in from one yard out with 34 seconds left to make it 27-7.

Moreland was picked off four times and the Gorillas were held to 99 yards rushing and just 176 total yards by UNA's Purple Swarm defense. UNA dominated the line of scrimmage, controlling the ball for 40:13, while PSU had it just 19:47.

Jermaine Roberts led UNA's championship game effort with 107 yards on 20 carries and scored twice. Gross, in limited duty and in severe pain, completed eight of 13 passes for 102 yards and a touchdown.


McKinnon, as always, led UNA's defensive charge with 14 tackles, one tackle for a five-yard loss and recovered a fumble that led to UNA's second touchdown. He closed his career as the all-time leading tackler in school and Gulf South Conference history with 621 career tackles.

Bobby Wallace, who has been named Division II National Coach of the Year in both 1993 and 1994, was honored again in 1995 by the American Football Coaches Association, ABC and Chevrolet, CNN, American Football Quarterly and the Football Gazette.

UNA opened the 1995 season at home against an Albany State squad that had reached the Division II playoffs in 1994. At halftime, the Lions trailed 13-6 but rallied to score on their first possession of the second half and scored 28 third quarter points on the way to a 41-13 blowout of the Rams.

The Lions followed with a 49-0 thumping of Alabama A&M, a 30-0 rout of Delta State and a 41-3 win over Mississippi College to quickly move to 4-0.

An eventual playoff team, West Georgia provided the next test and trailed just 14-13 at the half, but UNA again rolled in the second half and went on to a 34-19 win.



*Harlon Hill Trophy winner Ronald McKinnon helped slam the door on Pittsburg State, just as he had done on 48 previous Lion opponents during his career.*

A 28-7 win in a defensive struggle at Central Arkansas pushed UNA to 6-0 as the Lion defense scored twice. Then the Reddies of Henderson State charged into Braly Stadium, ready to end the Lions string of successes. Henderson only led once in the game, at 14-7, the Reddies would not go away and UNA managed to hold on for a 33-28 win behind 216 yards rushing from A.J. Lamar.

A 26-9 rout of Valdosta State, a 52-17 whipping of Arkansas Tech and a 42-10 victory over West Alabama closed the Lions regular-season at 10-0 and gave the Lions a full head of steam for the playoffs.

In the opening round, UNA again met Albany State, and again found itself trailing at the half, 14-10. But the Lions again scored on their opening possession of the second half and never looked back, scoring 28 second half points on the way to a 38-28 win.

Carson-Newman was then eliminated from the playoff picture for the third straight year by the Lions, although the Eagles held a 7-0 lead near the end of the first quarter. Gross rambled 90 yards, going from sideline to sideline on his way to the end zone, to tie the game, and UNA dominated the rest of the way to whip the Eagles 28-7.

Undefeated Ferris State was the Lions semifinal opponent, but the Bulldogs were no match for UNA as McKinnon dominated a head-to-head show with fellow Hill finalist Bill Love, intercepting two passes and

sacking Love once.

UNA won 45-7 in a runaway, with the only down moment coming when Gross suffered a hip injury at the end of a 31-yard touchdown run on UNA's opening possession.

In claiming the Division II title, UNA gave the Gulf South Conference its fourth straight Division II football crown and sixth football championship in the last nine years.

The Lions closed 1995 with numerous streaks still intact, including 26 straight home field wins, 18 straight wins over nationally ranked Division II opponents, 12 straight NCAA playoff wins and 23 straight wins overall.

McKinnon became just the fifth player in Division II history to be a three-time consensus All-American, and was just one of 10 Lions to receive All-America honors. He was joined by linebacker Keith Humphrey, defensive linemen Israel Raybon, Marcus Keyes and Reginal Ruffin, defensive back Gerald Smith, quarterback Cody Grossm tight end Jarius Hayes and offensive linemen Jon Thompson and Michael Williams.



# IMPORTANT DATES IN UNA FOOTBALL HISTORY

## 1912

The Lions played their first football game in school history against Sewanee but lost 101-0.

## 1928

The Lions dropped their football program after disappointing results over the first 17 years of competition.

## March 30, 1949

Florence State Teachers College President Dr. E.B. Norton called a student assembly to announce that football would be renewed.

## September 29, 1949

The Lions played their first game of the modern era against Jacksonville State on the road at Jacksonville. The Lions lost that game 12-7.

## October 8, 1949

The Lions got their first win of the modern era, defeating Howard College 28-7 in Florence.

## 1952-64

The Lions went 31-0-2 against schools from the state of Alabama over this 12-year period, beginning with a 32-6 win over Livingston in 1952 and ending with a 21-7 loss to Troy State in 1964.

## November 21, 1959

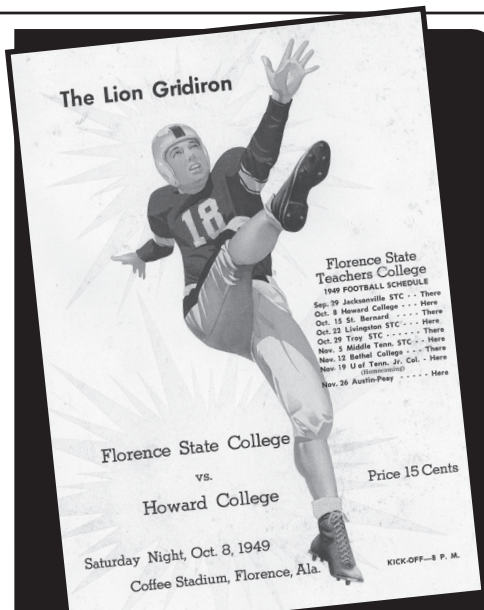
The Lions lost 42-7 against Vanderbilt in Nashville, in their first and only game against a Southeastern Conference opponent.

## 1960

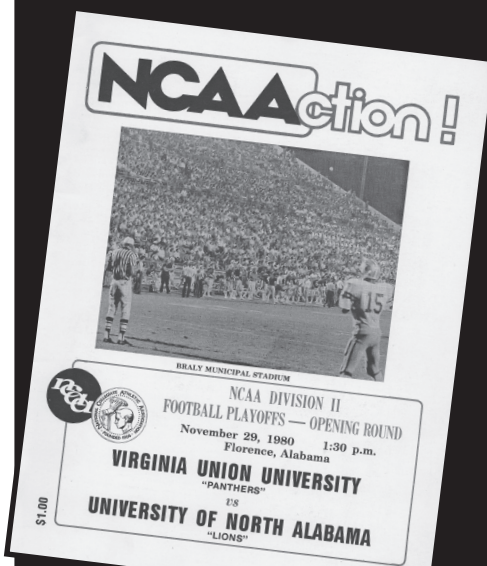
The Lions won the Alabama Collegiate Conference Championship, which was the school's first conference football championship.

## September 21, 1968

On September 21, 1968, UNA, then known as Florence State University, became the first predominantly white college in the state of Alabama to play an African American player in a collegiate football game. Freshmen Leonard "Rabbit" Thomas of Huntsville, Ala., and Bobby Joe Pride of Decatur, Ala., played in the Lions' season-opening game against Central Arkansas on September 21, 1968, breaking the color barrier in the state. The duo not only played in every game that season but both went on to distinguished careers as four-year lettermen for the Lions and both are members of the UNA Athletic Hall of Fame.



*First home football program cover on Oct. 8, 1949. That game was also UNA's first win, 28-7 over Howard College - now known as Samford. One opposing player listed in the program would go on to become a household name in collegiate football - Howard halfback Bobby Bowden.*



*UNA's first NCAA Division II playoff appearance came on November 29, 1980 at Braly Stadium against Virginia Union. The Lions won that game 17-8. Through the 2008 season, UNA now has more playoff wins (26) than any current Division II member institution.*

## 1969

The Lions head football coach Hal Self retired and former Lion player and assistant coach Durell Mock was hired as the school's second head football coach.

## 1971

The University of North Alabama becomes a charter member of the newly formed Gulf South Conference.

## November 11, 1978

UNA downs Mississippi College 30-0 at home to run its record to 7-1-1. It marked the first time a Lion football team had won as many as seven games in 17 years (since 1961).

## September 6, 1980

Playing in a newly renovated Braly Municipal Stadium for the first time, UNA romped Division I-AA Middle Tennessee State 36-0. Braly had been expanded from 8,000 to 13,000 seats.

## November 22, 1980

The Lions beat Jacksonville State 35-28 in Jacksonville, Ala. to win their first Gulf South Conference football title.

## November 29, 1980

The Lions played their first NCAA Division II playoff game at home at Braly Stadium against Virginia Union University, with UNA taking a 17-8 win.

## December 25, 1984

Daryl Smith became UNA's first player to participate in the Blue-Gray All-Star Classic.

## December 7, 1985

A 34-0 win at Braly Stadium over previously undefeated Bloomsburg, Pa., lands the Lions in the NCAA Division II National Championship Game.

## December 14, 1985

The Lions made their first appearance in the NCAA Division II Championship game, playing in the Palm Bowl in McAllen, Texas. The Lions lost to North Dakota State 35-7.

## December 11, 1986

The first Harlon Hill Trophy, the NCAA Division II College Football Player of the Year award, was presented in the UNA student union building to Jeff Bentrin of North Dakota State University as a part of the Division II championship week activities.

# IMPORTANT DATES IN UNA FOOTBALL HISTORY

## December 13, 1986

The University of North Alabama served as the host school for the NCAA Division II National Championship Game for the first time.

## December 15, 1987

Bobby Wallace was hired as the fifth head coach in UNA history.

## September 24, 1988

UNA downed Delta State 27-24 on the road in Cleveland in a game that was stopped twice for tornado warnings. It marked the Lions first win under new head coach Bobby Wallace.

## 1980's

The Lions had the winningest program in the Gulf South Conference during the 1980s, posting a 74-34-5 record.

## September 1, 1990

A crowd of 14,683, the largest in school history to that date, overflowed Braly Stadium for the 1990 opener against Alabama A&M, with UNA taking a 25-0 win. It was the first official sell-out in school history.

## October 4, 1993

The Lions were ranked No. 1 in the NCAA Division II poll for the first time in school history, following a 44-32 win over Portland State in Portland.

## December 10, 1993

Senior Lion running back Tyrone Rush finishes as the runner-up for the Harlon Hill Trophy as the NCAA Division II Player of the Year behind New Haven running back Roger Graham.

## December 11, 1993

The Lions defeated Indiana, Pa., 41-34, to claim their first NCAA Division II National Championship with an overflow crowd of 15,631.

## September 10, 1994

Pride Rock is unveiled for the first time at a Lion football game and the Lions respond with a 58-13 win over Alabama A&M in front of a sell-out crowd at Braly Stadium.


## November 14, 1994

The Lions have an unprecedented 12 first-team All-Gulf South Conference selections.


## December 10, 1994

UNA defeats Texas A&M-Kingsville 16-10 at Braly Municipal Stadium to claim a second straight NCAA Division II National Championship in front of a sell-out crowd of 13,526.


## NCAA Division II National Championship program covers from UNA's three straight title wins



## 1993 vs. Indiana, Pa.



## 1994 vs. Texas A&M-Kingsville



## 1995 vs. Pittsburg State

## November 11, 1995

The Lions downed West Alabama 42-10 to claim an unprecedented third straight Gulf South Conference championship, closing the season with an 8-0 GSC record. The Lions also ran their streak of regular-season GSC wins to 22 games.

## December 2, 1995

UNA downed Ferris State 45-7 at Braly Stadium in the semifinals of the Division II playoffs to become the first school in the history of collegiate football on any level to win as many as 40 games in just three seasons.

## December 8, 1995

UNA linebacker Ronald McKinnon became the first defensive player to win the Harlon Hill Trophy as the NCAA Division II College Football Player of the Year. The senior from Elba received the award at the Florence Conference Center in front of a sell-out crowd of almost 800.

## December 9, 1995

UNA became the first school in the history of NCAA scholarship football (Division I, I-AA or II) to win three straight national championships. The Lions dominated previously undefeated Pittsburg State 27-7 in front of an overflow crowd of 15,241.

The Lions completed their second perfect season in three years, going 14-0.

## August 31, 1996

UNA's overall 23-game winning streak and 41-game winning streak against Division II schools ended on the road at Albany State in a season-opening 17-10 loss.

## September 9, 1996

For the first time in almost three years, the UNA Lions were not ranked No. 1 in the NCAA Division II poll. UNA had been ranked No. 1 in every poll since Oct. 4, 1993, or in 27 straight polls. After debuting as No. 1 in the 1996 pre-season poll, UNA was dropped to ninth in the Sept. 9 poll with a 1-1 record.

## September 14, 1996

The Lions tied an NCAA Division II record with their 28th consecutive home win, downing Southern Arkansas 27-9.

## September 28, 1996

UNA's 23-game Gulf South Conference winning streak and 28-game home win streak were ended in a stunning 38-35 loss to previously winless Arkansas Tech.

# IMPORTANT DATES IN UNA FOOTBALL HISTORY

**October 11, 1997**

UNA picked up its first win ever over a Division I football team, and played the longest game in school history, to that point, in the process, with a 48-42 four overtime win at Southwestern Louisiana. It is one of only a handful of wins ever by NCAA Division II teams over Division I-A opponents.

**December 15, 1997**

UNA hires Bill Hyde as the sixth head football coach in school history, after Bobby Wallace left to become head coach at Temple University.

**November 10, 2001**

Bill Hyde retires as head coach after four seasons and 21 total years at UNA.

**January 3, 2002**

UNA hires Mark Hudspeth seventh head football coach in school history after Bill Hyde retired.

**November 1, 2003**

UNA knocked off No. 1 ranked Valdosta State 17-10 at Basemore-Hyder Stadium in Valdosta.

**November 5, 2003**

The Lions closed the first perfect 11-0 regular-season in school history and claimed UNA's seventh GSC football championship with a 44-10 win over West Alabama.

**December 12, 2003**

UNA quarterback Will Hall won the Harlon Hill Trophy, giving the Lions their second recipient of the award named for another former Lion standout.

**November 12, 2005**

Lions make 12th NCAA playoff appearance, knocking defending national champion Valdosta State out of the field with a 40-13 road win.

**December 3, 2005**

UNA reaches semifinals of Division II playoffs for the seventh time, losing 25-24 in the closing seconds to NW Missouri State.


**January 17, 2006**

Lion center Lance Ancar is named winner of the Rimington Trophy as the top center in Division II.

**November 11, 2006**

Lions down West Alabama 45-3 to close fourth perfect regular-season in school history at 10-0.

**UNA's Ronald McKinnon was inducted into the College Football Hall of Fame in 2008**



**December 15, 2006**

Former Lion quarterback Cody Gross is inducted into the Division II Football Hall of Fame.

**December 14, 2007**

Former Lion linebacker Ronald McKinnon is inducted into the Division II Football Hall of Fame.

**June 18, 2008**

Former Lion linebacker Ronald McKinnon is inducted into the College Football Hall of Fame in South Bend, Ind.

**November 8, 2008**

With a 41-9 win at West Alabama, the Lions secured their fourth straight season with 10 or more wins for the first time in school history.

**December 6, 2008**

UNA reaches semifinals of Division II playoffs for the eighth time, losing 41-7 st NW Missouri State.

**December 13, 2008**

Head coach Mark Hudspeth resigns after seven seasons at UNA with a 64-21 record, two GSC championships and five NCAA playoff appearances.

**January 1, 2009**

Terry Bowden is introduced as the eighth head football coach in UNA's modern history.

**October 19, 2009**

UNA ranked No. 1 in the Division II National poll for the second time in school history and the first time since 1996. In their first outing after receiving the No. 1 ranking, the Lions devastated Valdosta State 62-27, which was the most points a Blazer team had allowed in the history of the program.

**November 7, 2009**

Lions lose their No. 1 ranking in the longest game in school history, a 31-28 four-overtime loss at home to West Alabama. The Lions had opened the Terry Bowden era with ten consecutive wins.

**November 21, 2009**

UNA makes its 15th overall appearance in the Division II playoffs, defeating Arkansas Tech 41-28 at home.

**September 13, 2010**

The 400th win in UNA football history comes in the form of a 54-10 road win at Glenville State.

# IMPORTANT DATES IN UNA FOOTBALL HISTORY

## November 20, 2010

UNA makes its 16th overall appearance in the Division II playoffs, defeating Valdosta State 43-20.

## December 17, 2010

Former UNA football coach Bobby Wallace is inducted into the Division II Football Hall of Fame.

## December 22, 2011

Terry Bowden resigns after three seasons as head football coach at UNA. He had a 29-9 record and led the Lions to three straight playoff appearances.

## January 2, 2012

Bobby Wallace returns as head coach of the Lions.

## November 16, 2013

UNA is first GSC school to win 10 football conference titles with share of 2013 crown.

## November 23, 2013

UNA makes 18th NCAA Division II Playoff appearance, tying record for most by any Division II institution.

## November 13, 2014

UNA is first GSC school to win 11 GSC football titles with share of 2014 crown.

## November 20, 2014

UNA makes 19th NCAA Division II Playoff appearance.

## October 3, 2015

With a 34-12 win over Valdosta State, Bobby Wallace passes Hal Self to become the winningest football coach in school history with 110 victories.

## November 14, 2015

With a win over West Alabama, UNA earns a share of its 12th football conference titles with share of 2014 crown. Just the third team in GSC history to win three straight football titles.

## November 21, 2015

UNA makes 20th NCAA Division II Playoff appearance and is still tied for the most in Division II history.

## November 26, 2016

UNA makes 21st NCAA Division II Playoff appearance and is still tied for the most in Division II history.

## December 6, 2016

UNA announces it will begin the transition to Division I Football Championship Subdivision (FCS) status beginning in the fall of 2018. The Lions will compete in the Big South Conference in football beginning in 2019.

## December 16, 2016

UNA senior quarterback Jacob Tucker finished third in the voting for the Harlon Hill Trophy as the Division II College Football Player of the Year.

## December 17, 2016

UNA makes fifth appearance in the NCAA Division II National Championship Game. The Lions lost 29-3 to Northwest Missouri State at Children's Mercy Park in Kansas City, Kan. Wind chill was two below zero at kickoff with 22 mile per hour winds. It also snowed five inches during the game.

## December 20, 2016

Bobby Wallace retires as the winningest head football coach in UNA history with 126 total wins, seven Gulf South Conference championships, 10 NCAA Playoff appearances and three national championships.

## December 22, 2016

Chris Willis is hired as the 10th head football coach in UNA history. Willis had previously served 15 years as an assistant at UNA under Mark Hudspeth, Terry Bowden and Bobby Wallace.

## September 1, 2018

The Lions play their first game of the FCS era on the road in Cedar City, Utah against defending Big Sky Conference Champion Southern Utah. UNA scores the winning touchdown with 12 seconds left for a dramatic 34-30 win.

## 2018

In its first season in the FCS, North Alabama posts a 3-2 record against FCS opponents with wins over Southern Utah, Alabama A&M and Jackson State. The Lions' FCS losses were to No. 1 ranked North Dakota State and Campbell. All five games were on the road.

## August 29, 2019

UNA opens the season with a 26-17 win over traditional FCS power Western Illinois at home at Braly Stadium. It was the Lions' first home game against an FCS opponent since 1992 and was UNA's first home win over an FCS team since 1982.

## 2020

In a season limited by the global COVID-19 Pandemic, the Lions played just a four-game schedule that included three FBS opponents in Liberty, Southern Mississippi and BYU. The other opponent was cross-state rival Jacksonville State. BYU, ranked eighth when the Lions traveled to Provo, Utah, finished 11-1 and ranked 11th nationally in the final Associated Press poll. The Cougars were

quarterbacked by Zach Wilson, who finished eighth in the Heisman Trophy voting, marking the first time that a UNA team had faced a Heisman Trophy candidate or finalist. Liberty was ranked 25th by the AP when the Lions faced them. The Flames finished the season 10-1 and ranked 17th nationally.

## 2021

UNA running back Parker Driggers tied an all-time NCAA, all divisions record with a 99-yard touchdown run against Robert Morris.

## 2022

UNA enters the 2022 football season as a full-fledged member of the FCS and Division I after completing a four-year transition. The Lions will also play as members of the ASUN Conference for the first time and are eligible to compete for the ASUN title and an FCS playoff berth for the first time.

## December 3, 2022

Brent Dearmon is hired as the 12th head coach in UNA history.

## April 17, 2023

The ASUN-WAC football partnership rebrands as the United Athletic Conference. North Alabama will compete alongside nine other schools as a member of the UAC.




*Dexter Boykin's TD reception with 12 seconds left in the game gave North Alabama a 34-30 win at Southern Utah in the program's first game on the FCS level. UNA went on to finish the season 7-3.*

# LION FOOTBALL GLOSSARY ... 1949 - 2022

## The ACC

No it's not the Atlantic Coast Conference. At least not for this reference. It was the Alabama Collegiate Conference, which the Lions competed in during the 1960's. The four state supported colleges - Florence State (now UNA), Troy State, Jacksonville State and Livingston (now West Alabama) - formed the ACC in 1960. The Lions won the conference football crown in 1960 and 1961 and shared the title in 1962 and 1963 with Jacksonville State. The Lions produced numerous All-ACC players throughout the 1960's but those records are incomplete.



Above is the Lions' first conference championship football team - the 1960 Alabama Collegiate Conference Champions

## Alabama Domination

For 13 seasons, from 1953-63, the Lions had a combined 31-0-2 record against schools from the state of Alabama. Those squads, under the direction of Hal Self, never lost a game to Jacksonville State, Troy, West Alabama or Samford.

## Alabama Sports Hall of Fame

Former Lion football players George Lindsey, Harlon Hill and Ronald McKinnon, former Lion football coaches Hal Self, Bobby Johns, Bobby Wallace and Mickey Andrews and former Lion basketball coaches Wimp Sanderson, Bill Jones, Wendel Hudson and Bill E. Jones have been inducted into the Alabama Sports Hall of Fame. Hill became UNA's first inductee in ASHOF in 1976, followed by Lindsey in 1983, Sanderson in 1990, Self in 1996, Hudson in 2001, Wallace in 2004 and Andrews in 2006. McKinnon and Johns were inducted as part of the Class of 2010. Bill Jones was added in 2013 and Bill E. Jones in 2018. Located in Birmingham, ASHOF honors the state's sports legends.



George "Goober" Lindsey (center), Hal Self (far left) and Harlon Hill (second from left) have all been inducted into the Alabama Sports Hall of Fame

## All-Star Games

A total of 39 Lion players have participated in post-season all-star games. Defensive back Darryl Smith played in both the Blue-Gray Classic and the Senior Bowl in 1984 and defensive back Lewis Billups followed in 1985, also playing in both games. In 1990, offensive tackle Mike Nord was selected for the Senior Bowl and the East-West Shrine game. In 1993, running back Tyrone Rush and offensive guard Jeff Surbaugh played in the inaugural Snow Bowl/NCAA Division II All-Star Game in Fargo, N.D., followed by center Kin Taylor and defensive end Marcus Hunter in 1994, linebacker Ronald McKinnon and tight end Jarius Hayes in 1995, defensive back Gerald Smith in 1996, linebacker Reginald Ruffin and offensive lineman Joe Washington in 1997 and tight end Bobby Collins and punter Tony Faggioni in 1998. McKinnon was selected as the East team's Defensive Most Valuable Player. In 2000 the Snow Bowl moved to Kingsville, Texas and was renamed the Cactus Bowl, and Larry Paul and Chad Sears played in the game. Tight end John Bradley played in the game in 2002, quarterback Will Hall in 2003 and defensive back Evan Oglesby in 2004. Lee Vickers and Blake Farris played in the 2005 Cactus Bowl and Jason Messing and Tim Hunt in 2007. Ed Gant, Tom Schneider and Mike McLendon played in the 2008 Cactus Bowl. Also in 1995, defensive tackle Marcus Keyes played in the Blue-Gray Classic and the Senior Bowl and defensive tackle Israel Raybon played in the Blue-Gray Classic and the East-West Shrine Classic, with Raybon selected as the Gray's Defensive Most Valuable Player in the Blue-Gray game. In 2011 Janoris Jenkins played in the Senior Bowl and Jamie Dixon and Wes Holland played in the Hansen Bowl Small College All-Star Game. Following the 2013 season defensive back Nick Williams played in the NFLPA All-Star Game and in 2014 senior Taylor Pontius played in the College Gridiron Showcase.

## All-Americans


The Lions have had 80 different individuals earn first, second or third-team All-American and 19 of those players were All-American picks in multiple seasons. Following the 1994 national championship, UNA had an unprecedented seven players selected to various All-America teams, followed by an even more unbelievable 10 selections in 1995.

The school's first All-American was end Harlon Hill in 1953.

Linebacker Ronald McKinnon became one of just five players in Division II history at the time to be a three-time consensus first-team All-American (1993-95).

Reginald Ruffin as a three-time All-American and is the only Lion athlete to ever be All-American at two different positions - selected as a defensive end in 1995 and 1996 and as a linebacker in 1997.

The list of two-time All-Americans include James Davis, Harvey Summerhill, Keith Humphrey, Marcus Keyes, Israel Raybon, Jon Thompson, Gerald Smith, Evan Oglesby, Lance Ancar, Anthony Merritt, Will Batson, Michael Johnson, Kyle Thornton, Tavarius Wilson, Caleb Massey, Taylor Carney and Stephen Evans.



Tight end Bennie Jennings was an All-American pick in 1990



Darryl Smith at 1984 Blue-Gray Classic

# LION FOOTBALL GLOSSARY ... 1949 - 2022

Following the 2018 season, safety Chris Johnson played in the East-West Shrine Classic.

## Arkansas Streak

From 2005-10 North Alabama won 27 consecutive games against schools from the state of Arkansas. The Lions lost to Central Arkansas in the regular season - 29-26 in two overtimes on Sept. 29, 2005. The Lions next loss to an Arkansas school was 24-23 in overtime on Oct. 23, 2010. During UNA's 27-game winning streak over Arkansas schools, the Lions outscored them 1,100 to 384 for an average score of 41-14. The streak ended with a 24-23 loss at Ouachita Baptist.

### UNA's Arkansas Streak

2005	@ Southern Arkansas	31-21
2005	Henderson State	38-10
2005	@ Central Arkansas	41-38 (OT)
2006	Harding	41-14
2006	@ Southern Arkansas	40-10
2006	Arkansas Tech	38-14
2006	@ Ouachita Baptist	47-10
2006	Arkansas-Monticello	47-7
2007	@ Harding	58-17
2007	Southern Arkansas	27-8
2007	@ Arkansas Tech	27-20
2007	Ouachita Baptist	40-7
2007	@ Arkansas-Monticello	46-7
2008	Southern Arkansas	57-14
2008	Henderson State	45-20
2008	Harding	52-0
2008	@Arkansas Tech	45-24
2008	Arkansas-Monticello	45-14
2009	@Southern Arkansas	41-9
2009	@Henderson State	43-26
2009	@Harding	38-0
2009	Arkansas Tech	42-17
2009	@Arkansas-Monticello	27-13
2009	Arkansas Tech	41-28
2010	Henderson State	27-10



2010	Southern Arkansas	48-6
2010	Arkansas Tech	28-0

## Beating No. 1

On November 1, 2003, UNA knocked off the No. 1 team in the nation - downing Valdosta State 17-10 in Valdosta. It was UNA's first win over a top ranked team.

## Brains and Brawn

Eighteen different UNA football players were selected first-team All-Gulf South Conference and Academic All-GSC as well. That list included Hamp Moore, Dexter Rutherford, James Knowles, Steve Rogers, James Davis, Sherman Johnson, Kin Taylor, Lee Morris, Eddie Evans, Michael Williams, Jon Thompson, Derrick Chatman, Will Batson, Wes Holland, Ryan Harper, Kevin Henke, Jacob Tucker and Wil Lovelace. Batson and Evans were named Academic All-America®. Batson is the only UNA football player to be named All-American and Academic All-America®. Davis, who made All-American in 1990, also won the National Impromptu Speaking competition at the national Phi Beta Lambda convention in Washington, D.C. In 2019, UNA defensive back K.J. Smith earned first-team Academic All-America® honors, becoming UNA's first

Academic All-American on the Division I level.

## Championship Game

UNA hosted the NCAA Division II Football Championship Game for 28 straight years from 1986 to 2013. It was the second longest consecutive period that any NCAA championship had been at one site. UNA and the Shoals area's quest for the game began in 1985 when the Lions advanced to the title game which was then played in McAllen, Tex., as the Palm Bowl. Following the game, the Shoals National Championship Committee was formed under the leadership of Grady Liles to try and bring the game to Florence and was successful in



## Coaches

The University of North Alabama has produced hundreds of coaches on both the high school and collegiate level and has had numerous coaches pass through the Lion program on the way to jobs at other collegiate and professional programs. At one point, when Hal Self was near the end of his 20-year career as the Lions' head coach, he had 142 coaches in the field. Former Lion players who are current Division I head coaches are Will Hall at Southern Mississippi and Chip Lindsey at Troy.

## College Football Hall of Fame

Former Lion Ronald McKinnon was inducted into the College Football Hall of Fame in July of 2008. His class included other notables like Doug Flutie and Joe Paterno.



## Defensive Backs


It has become the most renowned position at North Alabama over the years with a spectacular tradition. From the time the GSC was formed in 1971 through 2017, UNA defensive backs were first-team All-GSC picks 37 times. Former UNA defensive backs Darryl Smith and Lewis Billups played in both the Blue-Gray Classic and the Senior Bowl and later played in Super Bowl XXIV as members of the Cincinnati Bengals. Smith, Bruce Jones, Wendell Phillips, Sedric Barnett, Harvey Summerhill, Gerald Smith, Marcus Hill, Tyrone Bell, Chad Sears, Evan Oglesby, Blake Farris, Craig Fox, David Raymond, Quinton Andrews, Chad Daniels, Janoris Jenkins, Caleb Massey, Floyd Jones, Philbert Martial and Chris Johnson received All-America acclaim as DBs at UNA. In addition, 15 Lion defensive backs have been drafted or signed by professional football teams - including Oglesby (who signed with the Buffalo Bills following the 2004 season and later played with the Miami Dolphins, Dallas Cowboys and Baltimore Ravens) and Farris (who signed with the Cleveland Browns). On the GSC Team of the Decade for the 1980s, three of the four defensive backs selected for first-team honors were from UNA (Smith, Billups and Jones). On the GSC Team of the Decade for the 1990s, three defensive backs were also from UNA (Summerhill, Smith, Hill). Cornerback Philbert Martial was a consensus first-team All-American pick in 2016 and safety Chris Johnson was named to four All-America teams in 2017. Johnson signed with the Houston Texans following the 2018 season.

## Braly Municipal Stadium


The Lions have played at the same home site since the rebirth of their football program in 1949. Originally known as Coffee Stadium, adjacent to the former Coffee High School, the facility was renamed Tom Braly, Jr. Stadium in 1964. Braly was a football coach at Coffee High School in the 1940's and 50's and became the school's principal in the early 1950's. Following his death from a heart attack, the stadium was renamed in his honor prior to the start of the 1964 season. With a major renovation to the facility in 1980, the stadium was renamed Braly Municipal Stadium, signifying the partnership between the University of North Alabama, the Florence School Board and the Florence Parks and Recreation Department.



Braly in 1970's



Braly in 1980 after a renovation that increased the capacity from 8,000 to 13,000



Braly today - capacity 14,215

# LION FOOTBALL GLOSSARY ... 1949 - 2022

## Division I Move

A charter member of the NCAA Division II in 1972, UNA began its transition to Division I and Football Championship Subdivision (FCS) status in the fall of 2018. The Lions competed as an FCS independent in 2018 before joining the Big South Conference in 2019. After a season participating in the ASUN, North Alabama will compete as a member of the UAC in 2023. UNA went 1-10 in its first season of postseason eligibility.

## Division II Football Hall of Fame

Former Lions Cody Gross and Ronald McKinnon have been inducted into the Division II Football Hall of Fame. Gross was inducted in 2006 and McKinnon in 2007. Former UNA football coach Bobby Wallace was also inducted in 2010.

## The Drive

The University of North Alabama won its first Division II football championship in dramatic fashion, with a last-minute drive that pulled out a 41-34 win over Indiana-Pennsylvania in the 1993 Championship Game. IUP tied the game at 34-34 on a field goal with 45 seconds left. After the kickoff, UNA took over on its own 31-yard line and marched 61 yards in six plays to win the game. First, Brian Satterfield gained two yards, then Cody Gross optioned right for 28 yards to the IUP 39. After grounding the ball to stop the clock, Gross hit freshman Demetrea Shelton with a 38-yard pass to the IUP one, and Gross then plowed in for the winning touchdown with just 10 seconds left in the game.

## Forty One Wins . . . in Just Three Years

North Alabama was the first program in the history of collegiate football on any level to win as many as 40 games in just three years. From 1993-95, UNA posted 14-0, 13-1 and 14-0 records for a combined 41-1 mark over the three-year span. Included in that record was three straight NCAA Division II National Championships.

## Goober and Wimp

Their nicknames may not show it, but Goober and Wimp are two of the most highly regarded graduates of the University of North Alabama. The late George "Goober" Lindsey, star of television's "Andy Griffith Show," Mayberry R.F.D." and "Hee Haw," was a former Lion football player. Lindsey was quarterback and a two-year letterman for the Lions in 1950-51. He is one of four former Lion athletes enshrined in the Alabama Sports Hall of Fame. Another is former Lion basketball standout Winfrey "Wimp" Sanderson. A three-year letterman for the Lions from 1957-59, Sanderson scored

1,076 points and averaged 14.9 points for his career. After 20 years as an assistant basketball coach at the University of Alabama, Sanderson became head coach for the Crimson Tide in 1981. In 12 seasons, he directed Alabama to 10 NCAA events. He is also a member of the Alabama Sports Hall of Fame and retired after several years as head basketball coach at Arkansas-Little Rock.

## The Gulf South Conference

North Alabama was a charter member of the Gulf South Conference and was one of six schools to help create the league in 1970. UNA won 12 GSC football crowns, in addition to titles in men's basketball, women's basketball, baseball, golf, tennis, volleyball, softball and women's cross country. The GSC is regarded as one of the toughest NCAA Division II conferences in the nation and has produced more than 50 national champions.


## Harlon Hill Trophy

The NCAA Division II College Football Player of the Year award is named for former Lion end Harlon Hill and presented every December in the Shoals. UNAsports information director Jeff Hodges served as chairman of the National Harlon Hill Award Committee from 1986-2018. Hill, who passed away in the Spring of 2013 at the age of 80, was an All-American end for the Lions in 1953 and was later Rookie of the Year and Most Valuable Player in the National Football League with the Chicago Bears.

The award was created in 1986, with North Dakota State quarterback Jeff Bentrin as its first recipient.

Seventeen UNA players have been nominated for the Hill award: Marvin Marsh (RB) in 1986, Tommy Compton (QB) in 1988, James Davis (LB) in 1990, Tyrone Rush (RB) in 1992 and 1993, Ronald McKinnon in 1994 and 1995, Gerald Smith in 1996, Greg Manson in 1998, Will Hall in 2003, Anthony Merritt in 2005 and 2006 and A.J. Milwee in 2007 and 2008, Harrison Beck in 2009, Lee Chapple in 2011, Tavarius Wilson in 2013, Luke Wingo in 2015 and Jacob Tucker in 2016.

Rush finished second in the voting in 1993 behind New Haven running back Roger Graham, while McKinnon won the 1995 award. He became not only the first defensive player to win the award but was the first to even finish in the top five. Hall also won the Hill Trophy in 2003, giving UNA its second National Player of the Year. Merritt finished sixth in 2005 and Milwee was ninth in 2007 and tied for second in 2008 and Chapple was ninth in 2011. Tucker finished third in 2016.



## Indoor Football

UNA won 37-21 at East Tennessee State (above) in the Lions first game played indoors in 1977. UNA played indoors again at the Alerus Center in Grand Forks, N.D., in 2003, losing 29-22 to North Dakota in the semifinals of the NCAA Division II playoffs. On Sept. 15, 2018, UNA travelled to Fargo, N.D. to face No. 1 ranked North Dakota State in the Fargo Dome, falling 38-7.

## Lion Statue

The University of North Alabama saw the arrival of another Lion on its campus just prior to the 1994 football season, but this one weighed a full ton more than UNA's live lion mascots. This Lion, a 2,700 pound concrete statue, was presented to the university by the UNA Sportsman's Club in honor of the school's three national championship teams (1979 and 1991 basketball, 1993 football). But no sooner than the statue went up, the Lions won a fourth title with the 1994 Division II football



championship. A fifth national crown was added in 1995 and a sixth in volleyball in 2003. The Lion was purchased from the Ornamental Concrete Company in Mississippi and came from a die created in Germany. The Lion is four feet high, two feet wide and seven feet long and stands on a 3'x8' base. A plaque adorns the side of the monument in honor of UNA's NATIONAL CHAMPIONS, and lists the year and team records for each of the Lions national championship teams. With the Lions three national championships in football and two in basketball, the school is one of only two schools in the history of NCAA competition on any level to have won two championships in both football and basketball. The Lion stands beside Pine Street, directly in front of Flowers Hall.

The Lion has been the official mascot of all UNA teams since the school began athletic competition in the 1930s. The school has had a costume mascot for decades, and has been the only school in the country to have a live lion mascot living on campus since 1974.



George Weeks (left) and Hal Self tape the wrist of Lion quarterback George "Goober" Lindsey

## Historical Marker

When the University of North Alabama football team won an unprecedented third straight NCAA Division II national championship in 1995, the Lions knew they had made history. But on April 30, 1998, the Lions got their own historical marker to prove it. The UNA National Alumni Association, UNA Sportsman's Club and the Florence Historical Society unveiled a historical marker on Pine Street next to the UNA football practice field. The marker commemorates the Lions three straight national titles, which made UNA the first school in the history of NCAA scholarship football to accomplish that feat. UNA was 41-1 over the three-year period.



# LION FOOTBALL GLOSSARY ... 1949 - 2022

## Live Lion Tradition Continues

UNA once again boasts the only live Lion mascots in the country living on campus. On July 22, 1974, former UNA president Dr. Robert M. Guillot brought a 35-pound lion cub to the campus and Leo spent the next 14 years "roaring" the school to victory. The original Leo died on Jan. 20, 1988, and a great outpouring of support from the Shoals community resulted in Leo II being brought to UNA in July of 1988. Leo II lived in the compound that once housed the original Leo and grew to a weight of more than 600 pounds at eleven years of age. In 1997, Leo II was selected as the nation's "Second Best Mascot" by Sports Illustrated. He died in February of 2000.

Leo III, born on November 18, 2002, lives on the campus in the 12,764 square-foot George H. Carroll Lion Habitat. His sister, Una, also lived on campus from 2002-20.



## National Championships

The Lion football program has had the chance to play for 21 in the NCAA playoffs and won its first in 1993 with a dramatic 41-34 win over Indiana-Pennsylvania in the Championship Game at Braly Stadium. UNA followed with a second straight Division II football crown in 1994, becoming just the third school in Division II history to win back-to-back titles. Then in 1995, UNA won a third straight football championship, becoming the first school in the history of NCAA scholarship football (Division I, I-AA or II) to win three straight national championships. The UNA basketball program has won two Division II titles, in 1979 and 1991, and that makes UNA, Florida, Michigan State and Wisconsin-Whitewater are the only schools in the history of NCAA competition on any level to have won two national championships in both football and basketball. Only seven other NCAA schools have ever even won one championship in each sport.

In 2003, UNA added a Division II National Championship in women's volleyball and the Lions' 2016 softball crown gives the University seven total national titles.

UNA has had teams compete in the NCAA Division II championship tournaments in football, men's basketball, women's basketball, baseball, golf, men's tennis, women's tennis, volleyball and women's soccer, and has had individuals compete in the national championship events in golf, men's tennis and women's cross country.

## National Rankings

North Alabama was ranked in the NCAA Division II Top Twenty-Five final poll 22 times from 1980-2017, including an unprecedented three straight No. 1 rankings to end the 1993, 1994 and 1995 seasons.

1980	.....	No. 3
1981	.....	No. 10
1983	.....	No. 3
1985	.....	No. 2
1990	.....	No. 15
1992	.....	No. 16
1993	.....	No. 1
1994	.....	No. 1
1995	.....	No. 1
1997	.....	No. 13
2003	.....	No. 2
2005	.....	No. 4
2006	.....	No. 6
2007	.....	No. 6
2008	.....	No. 3
2009	.....	No. 6
2010	.....	No. 22
2011	.....	No. 14
2013	.....	No. 10
2014	.....	No. 16
2015	.....	No. 15
2016	.....	No. 2

\* North Alabama was ranked in 75 consecutive NCAA Division II polls from 2005 to 2010. The streak began when the Lions moved into the Division II poll on Sept. 20, 2005 at No. 18. UNA remained in the Top 25 in every poll until finally dropping out on Nov. 15, 2010. The Lions were ranked in the Top 6 in Division II in 65 of those 75 polls.

After that one week out of the poll, UNA was ranked in 13 straight polls, or in 88 of the last 89 over that seven-year period.

## Off the Sidelines

That's where two West Alabama (formerly Livingston) players came from to tackle L.L. Whitten in 1952. Whitten had broken away and was running for an apparent touchdown when two Livingston players jumped off the sidelines and tackled him. The Lions led 27-6 at the time and went on to a 34-6 win when Whitten was awarded a touchdown, despite being tackled at the Tigers' 28 yard-line. Walter Henders, the current head coach at Chipleigh High School in Florida, was the 13th man who finally brought Whitten down. The play was even more significant because it happened two years before Alabama's Tommy Lewis made the well known off the sidelines tackle of Dickey Moegle of Rice in the Cotton Bowl.

## Overtime

UNA has played 15 overtime games in its football history, and eight of the 15 were multiple overtimes. Three of the school's 15 overtime games have been against Valdosta State.

The Lions played the first overtime game in school history on November 25, 1994, against Valdosta State at Braly Stadium in the second round of the NCAA Division II playoffs. Jamie Stoddard was called on to kick a 17-yard field goal that gave the Lions a 27-24 victory.


In 1996, UNA blew a two touchdown lead in the fourth quarter and lost 34-31 to Valdosta State in three overtimes at Valdosta. In 1997, UNA played its third, and longest overtime game, defeating Division I Southwestern Louisiana 48-42 in Lafayette, La., in four overtimes.

UNA's 31-28 loss to West Alabama in four overtimes in 2009 equalled the longest game in school history.

The Lions last overtime game was in 2022 when UNA dropped a 34-40 road loss to Kennesaw State in double overtime in 2022.

## Win Over Division I

On Oct. 11, 1997 the Lions defeated Division I Southwestern Louisiana State (now Louisiana-Lafayette) 48-42 in four overtimes at Cajun Field. UNA trailed 18-7 at the half but freshman quarterback Tyler Peterson led a second half comeback that gave the Lions a 27-24 lead with 3:16 left in the game. The Ragin' Cajuns tied the game with a field goal with 18 seconds left in regulation to force overtime. Both teams scored touchdowns in the first overtime, missed field goal attempts in the second OT and scored touchdowns in the third extra period. In the fourth overtime, UNA's Chad Sears intercepted a Southwestern Louisiana pass to end their possession. Two plays later, UNA's Greg Manson raced 20 yards straight up the middle to the end zone. He actually also ran up the player's tunnel at the end of the stadium and out of view. The win was a rare win by an NCAA Division II institution over a Division I school. Peterson rushed for three touchdowns and threw for another, finishing with 140 yards rushing and 84 passing. Manson added 106 yards rushing.



The North Alabama offense rushed for 408 yards against Division I Louisiana Lafayette in a four overtime win in 1997

## Monkey Incident

In UNA's 17-10 win over Valdosta State in 2003, as the Lions were clinching an upset of the No. 1 ranked Division II team in the fourth quarter - a guy in a monkey costume ran onto the field and attempted to tackle Lion quarterback Will Hall. The fan was arrested and UNA held on to win the game, but the national publicity fanned by the incident exceeded the publicity of UNA downing the No. 1 team. Hall even made an appearance with Dan Patrick on ESPN radio.

## Palm Bowl

The Lions played in the 1985 NCAA Division II National Championship Game, then known as the Palm Bowl. Although UNA lost that game 35-7 to North Dakota State, members of the local community returned from McAllen, Texas with the idea to make the Shoals are the host for the game. By the next December the 1986 Division II title game was played at Florence's Braly Stadium. The game remained in the Shoals through 2013.



Former UNA President Dr. Robert Guillot cheers on Lions at 1985 Palm Bowl



# LION FOOTBALL GLOSSARY ... 1949 - 2022

## Perfect Season(s)

That's what UNA had in 1993, and then again in 1995. The Lions went 14-0 for the first perfect season in school and Gulf South Conference history in 1993, and followed with the same perfect results in 1995. The 1993 and 1995 Lions are in a select group of NCAA Division II teams to ever claim the national championship with a perfect record.

1993	North Alabama.....	14-0
1995	North Alabama.....	14-0



## The Play

One of the single most recounted plays in UNA football history. On Nov. 22, 1980, UNA and Jacksonville State were tied 28-28 with the Gulf South Conference championship on the line. UNA faced a third-and 13 situation with just 36 seconds remaining from its own 17 yard line. Quarterback Fred Riley dropped back, faked once and lofted a pass down the right sideline. Jerry Hill ran under the pass and raced to the end zone for a dramatic 83-yard score that gave UNA a 35-28 win and its first GSC football championship. As a result of the win, the Lions also received their first NCAA playoff bid in 1980 and advanced to the semifinals. Above, lineman Hamp Moore (66) celebrates as teammates carry head coach Wayne Grubb off the field at Paul Snow Stadium in Jacksonville.

## Playoffs

The Lions competed in 21 NCAA football playoffs (1980, 1983, 1985, 1990, 1992, 1993, 1994, 1995, 1997, 2003, 2005, 2006, 2007, 2008, 2009, 2010, 2011, 2013, 2014, 2015, 2016) and had a 35-18 record in post-season action. UNA advanced all the way to the Division II Championship Game at the Palm Bowl in McAllen, Tex., in 1985. In 1993, 1994 and 1995, the Lions became the first team in the history of the Division II playoffs to play for the championship on their home field.

UNA returned to the Division II Championship Game in 2016.

UNA hosted 34 of the 53 playoff games and the Lions boast a 66.0 winning percentage in the Division II playoffs.

North Alabama's 35 playoff wins are the second most by any NCAA Division II institution and UNA's 21 all-time playoff trips were second for the most by a Division II school at the time of UNA's move to Division I.

### Most NCAA Division II Playoff Appearances

24	Northwest Missouri State
21	North Alabama

### Most NCAA Division II Playoff Wins

49	Northwest Missouri State.....	(49-17)
35	North Alabama.....	(35-18)

## Pride of Dixie

The UNALions are backed by the Pride of Dixie Marching Band, which performs under the direction of Lloyd Jones. at all Lion home games



## Professional Football

The Lions have had numerous players drafted and signed by professional teams in the National Football League, the World Football League, the United States Football League, the Canadian Football League the Xtreme Football League, in Arena Football and Arena2. The most prominent has been Harlon Hill, who was Rookie of the Year and Most Valuable Player in the NFL with the Chicago Bears. Lewis Billups and Darryl Smith played for the Cincinnati Bengals in Super Bowl XXIV, Stevie Hobbs was a team captain for the Washington Redskins in Super Bowl XXVI, and defensive tackle Shawn Lee started for the San Diego Chargers in Super Bowl XXIX.

## Publications

The University of North Alabama's athletic publications have won numerous national awards, including more than 75 since 1984. Among those, the Lions football media guide has been judged among the top four in the nation 16 times, including being picked Best in the Nation in 1995 and 1999. In judging by the College Sports Information Directors of America, the UNA football program also received awards in 2006 and 2007 as "Best in the Nation" and "Best Cover in the Nation." The awards were presented for Division B, which included all NCAA Division II and NAIA Division I schools.

## Punt Blocking

The Lions have had some of the best kick blockers in Division II history in Bruce Jones, Daryl Smith and Israel Raybon. Jones blocked a Gulf South Conference record five punts in 1985 and had six in his career. Smith blocked a total of eight kicks during his career, and Raybon set a school record with nine career blocked kicks from 1992-95. The most famous blocked punt in school history came on Dec. 11, 1993, when sophomore Israel Raybon blocked a John McGhee punt with 12:17 left in the NCAA Division II National Championship Game and UNA trailing 24-14.. He recovered the blocked kick at the IUP 28 and UNA scored three plays later. The Lions went on to score 27 points in the final period and won their first national championship, 41-34.



## Pride Rock


The University of North Alabama's Pride Rock tradition began in 1994, with the rock making its first appearance at a Lion football game on Sept. 10 at Braly Stadium against Alabama A&M.

Pride Rock is a 60-pound, engraved granite stone with an actual paw print from Leo, UNA's live lion mascot. The rock is used as a motivational tool for the Lion players. It is placed just behind the north end zone at all Lion home games and the players file past and touch the rock on their way to the field. It serves as a reminder to the current Lion players of the proud tradition that has been established at the school and of all the former players who have played a part in building that tradition. It also symbolizes the pride and unity of the team and the university.

UNA sports information director Jeff Hodges originated the idea of the Pride Rock after the home of the Pride of Lions in the movie The Lion King.

Leo's former trustee, Joe Wallace, designed the rock, and it was crafted and donated to the university by Richard Beckman of Florence Marble Works.

Webster's Ninth New Collegiate Dictionary defines pride as, 1: The quality or state of being proud; a: delight or elation arising from some act, possession, or relationship; 2: a source of pride: the best in a group or class; 3: a company of lions.



## Purple Swarm

North Alabama's dominant defense in 1994 and 1995 was nicknamed the Purple Swarm, because of the team's all-purple uniforms and the incredible team speed that allowed Lion defenders to swarm the football. In 1994 the Lions defense was second nationally in total defense and pass defense and was fourth in scoring and rushing defense. In 1995 UNAlled the nation in rushing and scoring defense and was second in total defense. In just two years The Purple Swarm produced seven different All-Americans in linebackers Ronald McKinnon and Keith Humphrey, linemen Marcus Hunter, Israel Raybon, Marcus Keyes and Reginald Ruffin and defensive back Gerald Smith.

# LION FOOTBALL GLOSSARY ... 1949 - 2022

## Senior Classes

The Lions' senior class of 1995 ranks as the best in school history with a 48-5-1 overall record. It was one of five classes in school history to advance to the playoffs four straight years.

### Best four-year records in school history

Record	Years	Head Coach
48-5-1	1992-95	Wallace
47-6	1993-96	Wallace
44-7	2006-09	Hudspeth/Bowden
44-8	2005-08	Hudspeth
42-9	1994-97	Wallace
42-10	2007-10	Hudspeth/Bowden
41-11	2008-11	Hudspeth/Bowden
40-10	2003-06	Hudspeth



## Spirit Hill

Spirit Hill is the location for UNA's pre-game tailgate parties throughout the fall. Thousands of Lion fans cover the hill, adjacent to Braly Stadium, prior to every UNA home football game. Campus organizations, alumni groups and others reserve spots on the hill, and there are also places for children's activities. Two hours prior to kickoff the UNA football players pass through on their Lion Walk into the stadium.



## Television

The Lions have made numerous appearances on regional and national television over the years. Over the years the Lions have played in front of the national television cameras of CBS, NBC, ESPN, ESPN2, ESPNU and CBS College Sports. UNA has also played on numerous regional networks. The current Gulf South Conference broadcast package has the Lions playing on Comcast/Charter SportsSoutheast twice per season.

UNA's first television appearance was on ABC in 1980 in the semifinals of the Division II playoffs. The Lions lost that game to Eastern Illinois. UNA's first televised victory (above) was the following season on ABC, 24-13 over Troy.

## Ten Wins in Regular Season

North Alabama has won 10 or more games in the regular season eight times. The only Lion squad to win 11 games in the regular season was in 2003.

Year	Record	Head Coach
1983	10-0-1	Grubb
1985	10-1	Grubb
1993	10-0	Wallace
1995	10-0	Wallace
2003	11-0	Hudspeth
2006	10-0	Hudspeth
2008	10-1	Hudspeth
2009	10-1	Bowden

## Ten Win Seasons

North Alabama has had 14 seasons with 10 or more collegiate football wins.

Year	Record	Head Coach
1980	10-2	Grubb
1983	11-1-1	Grubb
1985	12-2	Grubb
1993	14-0	Wallace
1994	13-1	Wallace
1995	14-0	Wallace
2003	13-1	Hudspeth
2005	11-3	Hudspeth
2006	11-1	Hudspeth
2007	10-2	Hudspeth
2008	12-2	Hudspeth
2009	11-2	Bowden
2013	10-3	Wallace
2016	11-2	Wallace

## Three-Year Records

Six UNA teams have won at least 30 games in three years. The 1993-95 squads went 41-1 on their way to three straight national championships. That streak marked the first time in NCAA history that a college football team had down as many as 40 games in just three seasons.

### Best three-year records in school history

41-1	1993-95
34-5-1	1992-94
33-5	2006-08
33-6	1994-96
33-6	2007-09
32-6	2005-07

## Three Straight National Championships

In 1995, North Alabama became the first school in the history of NCAA scholarship football (Division I, I-AA and II) to win three consecutive football national championships. UNA won Division II National Championships in 1993, 1994 and 1995. UNA is still the only Division II school to ever accomplish that feat. Appalachian State and North Dakota State have since won three straight FCS subdivision titles to join UNA as the only NCAA scholarship schools with three straight national titles.




## Triple Option

Former Lion head coach Bobby Wallace switched the Lions to a triple-option rushing attack prior to the 1992 season. The results were incredible. UNA posted an 83-34-1 record with the triple-option, made five NCAA playoff appearances and won three straight Gulf South Conference and NCAA Division II National Championships. UNA led the GSC in rushing four straight years and led Division II in rushing in 1993. Wallace was 19-23 after four seasons at UNA. After the switch to the triple-option, he was 63-13-1 over his last six seasons at UNA. Bill Hyde continued using the triple option and had a 20-21 record in four seasons.

## UNA Field Flag

In the mid 1990's the UNA National Alumni Association purchased a 60' x 60' field flag that is carried onto the field at Braly Stadium prior to all Lion home football games. There are 60 straps on the flag and as many as 60 Lion supporters have carried the flag onto the field at Braly Stadium at a time. Prior to the start of the football season, campus organizations would sign-up for their turn to carry the flag. The flag entered Braly Stadium from the South end zone and was rotated counter-clockwise on the field as the Lions made their pre-game run to the sideline. The tradition continued for almost 20 years.



## Victory Flame

The victory flame returned to the UNA campus in 1995 through the efforts of the UNA National Alumni Association. An important University symbol, the Victory Flame burned on the UNA campus from 1962 to 1986 but was extinguished with the building of the Guillot University Center. The new Victory Flame and Victory Garden stand between Bibb Graves Hall and the Memorial Amphitheater, directly across the street from the flame's former site. The flame is lit following every Lion victory or significant event in the life of the University. A miniature replica of the Victory Flame also stands atop the Lion football dressing room at Braly Stadium.



# LION FOOTBALL GLOSSARY ... 1949 - 2022

## White House

The seniors and coaches from the 1995 Lion football team became the first NCAA Division II team to be invited to the White House to meet with President Bill Clinton, Vice President Al Gore and members of Congress. The Lions had a reception on Capital Hill, then met with the President and Vice President on the steps of the White House.

At right, Senator Howell Heflin of Alabama, former Florence mayor the late Eddie Frost, and former UNA President Robert Potts flank head coach Bobby Wallace as he presents a championship shirt to President Clinton



## 3

That is how many Lion football games that UNA Sports Information Director Jeff Hodges missed in his time as the UNA Sports Information Director. Hodges worked 218 consecutive Lion football games from 1983-2001 before missing the Harding game on Oct. 20 to serve as Venue Press Officer for a Ski Jumping World Cup event in Salt Lake City, Utah. He then worked the 129 straight UNA football games before missing the 2012 Texas A&M-Kingsville game for his son's wedding. Hodges worked 441 of UNA's last 444 football games before his retirement in 2022.

## 1 vs. 2

There have been two No. 1 vs. No. 2 battles in Lion football history, and both were in 1994. The first was on November 5 when No. 1 ranked UNA faced No. 2 ranked Valdosta State at Braly Stadium. The Lions completely dominated the Blazers before settling for a 38-21 win. Then on December 10, the top ranked Lions faced No. 2 Texas A&M-Kingsville in the NCAA Division II Championship Game at Braly Stadium. UNA was again victorious, 16-10.

## 5

UNA, the University of Florida, Michigan State University, Northwest Missouri State University and the University of Wisconsin-Whitewater are the only NCAA schools on any level to have ever won at least two National Championships in football and two in men's basketball. UNA has football titles in 1993, 1994 and 1995 and basketball crowns in 1978-79 and 1990-91.

## 1912

That's the year of the first recorded score of a Lion football game - and it wasn't pretty. Florence State Normal School, as UNA was known then, played only one football game that season and lost 101-0 to Sewanee. The Lions continued to play football for 16 more seasons before dropping the sport in 1928 after losing twice to Marion Institute, 86-0 and 85-0.

## March 30, 1949

Florence State Teacher's College President Dr. E.B. Norton called a student assembly to announce that a football program would be renewed, and that the Lions would jump headlong into collegiate competition that fall.

## 41-2

Former Lion quarterback Cody Gross had a 41-2 record as a starting quarterback from 1992-95. The first start for Gross was in a Division II playoff game at Hampton as a freshman and he led UNA to a 33-21 win, scoring three touchdowns. Gross then started every game throughout the 1993, 1994 and 1995 seasons, with the exception of the 1995 National Championship Game. He had been injured in a semifinal win over Ferris State and didn't start, but entered the game and led a key scoring drive just before the half to give UNA a 21-0 lead over Pittsburg State. The only two losses of his career as a starter came to a pair of national championship teams by a combined five points. UNA lost to Jacksonville State in the quarterfinals of the 1992 playoffs, 14-12, and the Gamecocks went on to win the Division II Championship. The other loss was 17-14 on the road at Youngstown State in 1994. The Penguins were the defending I-AA National Champions and won the championship again in 1994.

