

NORTH ALABAMA BASEBALL

INSIDE UNA BASEBALL

THE UNIVERSITY

Sports Information Staff.....	2
Athletic Staff	3
UNA's Live Lion Mascots.....	12
UNA's Championship Tradition.....	26
UNA Biography.....	27
President and Board of Trustees.....	29
Mike Lane Field	30-33
UNA's Baseball Facilities.....	34-35

2014 LION BASEBALL

2014 Quick Facts.....	4
2014 Lion Schedule.....	5
Head Coach Mike Keehn.....	6-9
Assistant Coach Matt Hancock.....	10
Other Baseball Staff	11
2014 Lion Roster	13
UNA Player Bios.....	14-23

2013 IN REVIEW

2013 Final Statistics	24
2013 Final Scores.....	25

RECORDS, STATS & MORE

UNA Baseball Superlatives.....	36
UNA Baseball History	37-38
Year-by-Year Lion Team Stats	39
Record vs. All Opponents	40-41
Team Records	42-43
Individual Records	44-45
Annual Individual Leaders	46-48
Lion Baseball Honors	49-51
2013 All-GSC Teams	52
Lions in NCAA Playoffs.....	53
Lion Baseball All-Americans	54-55
UNA Baseball Academic Awards	56-57
UNA in NCAA Statistics	58-60
Scores, 1984-2013	59-67
Lettermen Since 1984	68-71
Lions in Division II Polls.....	72
UNA's Championship Teams	73-74
Gulf South Conference	75-76
UNA in the GSC Tournament.....	77
GSC Team of the Decade 2001-10	78
Former Lions in Coaching	79
Lions in Professional Baseball.....	80-83
Scores, 1947-83	84-86
Lettermen, 1947-83	87-90
UNA Athletic Hall of Fame	91-92

CREDITS

This brochure was compiled and edited by University of North Alabama Sports Information Director Jeff Hodges and student assistant Rebekah Benson. The photos and player portraits are by University Photographer Shannon Wells and Joe Romans. Some historical photos by Karen Hodges and the Times Daily. Advertising sales by assistant baseball coach Matt Hancock.

UNA IS A MEMBER OF THE
GULF SOUTH
CONFERENCE
AND NCAA DIVISION II



I chose
Division II

UNA SPORTS INFORMATION STAFF



JEFF HODGES
Sports Info. Director



SHANE HERRMANN
Assistant SID



UNA SPORTS INFORMATION

Sports Information Director

JEFF HODGES

Office Phone: (256) 765-4595

Home Phone: (256) 766-7572

sportsinformation@una.edu

Assistant Sports Information Director

SHANE HERRMANN

Office Phone: (256) 765-4895

msherrmann@una.edu

Student Assistants

Rebekah Benson

Rachel Harbin

SPORTS INFORMATION FAX:

(256) 765-4659

UNA ON THE WEB

www.roarlions.com

STATEMENT OF NONDISCRIMINATION

It is the policy of the University of North Alabama to afford equal opportunities in education and in employment to qualified persons regardless of age, color, creed, disability, national origin, race, religion, or sex in accordance with all applicable federal and state constitutions, laws, and valid regulations. The coordinator for nondiscrimination policies for students is Irons Law Firm, 219 N. Court Street, Florence, AL 35630. The coordinator for employees is the Director of Human Resources and Affirmative Action, Bibb Graves Hall or telephone 256-765-4291.

Information contained herein is as it currently exists but is subject to change without prior notice.



GULF SOUTH CONFERENCE SPORTS INFORMATION STAFF

Office Phone: (205) 991-9880

Assistant Commissioner/Information Director

MICHAEL ANDERSON

mikeanderson@gscsports.org

Assistant Information Director

A.A. MOORE

aamoore@gscsports.org

Assistant Information Director

MICHAEL STAGNO

michaelstagno@gscsports.org

GSC ON THE WEB

www.gulfsouthconference.org

UNA ATHLETIC STAFF

Lion Athletic Staff Directory

All numbers are (256) 765 + four digit extension

ATHLETIC TICKET OFFICE5466

FLOWERS HALL

For: Men's Basketball, Women's Basketball, Cross Country, Volleyball, Women's Soccer

Peggy Wingo ..Secretary 4396

SELF FIELD HOUSE

For: Athletic Director, SWA, Football, Baseball, Softball, Golf, Men's Tennis, Women's Tennis, Trainers

Pam Trimble....Secretary 4397

ATHLETIC DEPARTMENT FAX4685

SPORTS INFORMATION FAX4659

SPORTSMAN'S CLUB4185

Lana Nale.....Secretary 4185

	Position	Phone	Alma Mater	Year
Nick Alexander	Assistant Athletic Trainer	5020	West Alabama	2008
Brice Bishop	Men & Women's Tennis	4617	North Alabama	1985
Brett Borden	Football Assistant	5035	North Alabama	2007
David Bullard	Cheer Sponsor	4396	Memphis	2009
Steadman Campbell	Football Assistant	4562	Arkansas	2002
Bobby Champagne	Men's Basketball	4398	South Alabama	1990
Ashley Cozart	Head Softball	5993	Trevecca	2007
Blake Farris	Football Assistant	4613	North Alabama	2007
Cody Gross	Football Assistant	4566	North Alabama	1996
Matt Hancock	Baseball Assistant	4615	North Alabama	2007
Adrienne Harlow	Assistant Women's Basketball	4161	West Liberty State	2001
Scott Harper	Football Assistant	5034	Marshall	2000
Shane Herrmann	Assistant SID	4895	North Alabama	1999
Jeff Hodges	Assistant Athletic Director, Communications	4595	North Alabama	1982
Ande Jones	Academic Advisor	5134	North Alabama	1976
Mike Keehn	Head Baseball	4635	Nebraska-Kearney	1985
Mark Linder	Director of Athletics	4397	Wayne State	1991
Megan Lovelace	Athletic Development	4615	Auburn	2010
Chris McBride	Soccer Assistant	4842	Martin Methodist	2011
Jennifer McCall	Volleyball Assistant	4556	Florida State	1994
Kyle Morris	Men's Basketball Assistant	4567	Pikeville	2008
Josh Penny	Head Athletic Trainer	4563	West Alabama	1999
Stephanie Radecki	Head Volleyball	4844	Edinboro	1998
Pat Roden	Faculty Athletic Representative	4478	North Alabama	1975
Hannah Simmons	Cross Country, Women's Track Assistant	4847	North Alabama	2012
Dan Summy	Financial Aid	5146	Simpson	1971
Anna Talbot	Assistant Athletic Trainer	4563	Troy	2009
Missy Tiber	Head Women's Basketball	4616	West Liberty State	1994
Scott Trimble	Head M&W Cross Country Coach	4847	Athens State	1993
Tyler Unsicker	Game Operations and Marketing	5064	Brigham Young	2007
Todd Vardaman	Compliance Coordinator	4397	North Alabama	1990
Jason Vaughn	Head Golf	4113	North Alabama	2003
Chris Walker	Head Soccer	4845	Lee	2006
Bobby Wallace	Head Football	4397	Mississippi State	1976
Debbie Williams	Athletic Business Manager	4788	North Alabama	1991
Chris Willis	Football Assistant	4634	Delta State	1998
Sage Woodham	Softball Assistant	5982	Oklahoma Panhandle St.	2010

2014 LION QUICK FACTS

GENERAL

NAME OF SCHOOL: University of North Alabama
CITY/ZIP: Florence, Alabama 35632
FOUNDED: 1830
ENROLLMENT: 7,300
NICKNAME: Lions
SCHOOL COLORS: Purple and Gold
FACILITY: Mike D. Lane Field
capacity: 750
AFFILIATION: NCAA Division II
CONFERENCE: Gulf South
PRESIDENT: Dr. William Cale
ATHLETIC DIRECTOR: Mark Linder
alma mater: Wayne State (Neb.)
office phone: (256) 765-4397
FACULTY ATHLETIC REPRESENTATIVE: Pat Roden
office phone: (256) 765-4478
TICKET MANAGER: Tyler Unsicker
ticket office: (256) 765-5466
ATHLETIC TRAINER: Josh Penny
office phone: (256) 765-4563
ATHLETIC DEPT. FAX: (256) 765-4685

HISTORY

FIRST YEAR OF BASEBALL: 1930s
ALL-TIME RECORD: (1073-495-13- since 1984)
NO. YEARS IN NCAA TOURNAMENTS: 12
1984, 1985, 1987, 1989, 1991,
1992, 1993, 1995, 1997, 1999,
2011, 2012

Since 1984 UNA has averaged **36 WINS** per season with **30** straight winning seasons

SPORTS INFORMATION

SPORTS INFO. DIRECTOR: Jeff Hodges
office phone: (256) 765-4595
home phone: (256) 766-7572
email: sportsinformation@una.edu
ASST. SID: Shane Herrmann
office: (256) 765-4895
email: msherrmann@una.edu

SPORTS INFO. FAX: (256) 765-4659
PRESS BOX NUMBERS: (256) 765-5576
(256) 765-5575
WEB SITE: www.roarlions.com

SID MAILING ADDRESS: UNA Box 5038
Florence AL 35632-0001
OVERNIGHT MAIL: Wesleyan Ave.
Keller Hall, Room 335
Florence AL 35632-0001

COACHING STAFF

HEAD COACH: Mike Keehn
alma mater: Nebraska-Kearney (1985)
record at UNA: 165-97-1 (5 years)
career record: 165-97-1 (5 years)
office phone: (256) 765-4635
best time to call: mornings
ASSISTANT COACH: Matt Hancock
alma mater: North Alabama
office phone: (256) 765-5065
GRADUATE ASST:

TEAM INFORMATION

RECORD LAST YEAR: 28-21-1
CONFERENCE RECORD/FINISH: 16-10 (4th)
STARTERS
RETURNING/LOST: 6/4
LETTERMEN
RETURNING/LOST: 19/6

FOLLOWING THE LIONS

2014 UNA Baseball Schedule

Date	Day	Opponent	Location	Time
FEBRUARY				
1	Saturday	Florida Tech (DH)	Melbourne, Fla.	12:00 Noon
2	Sunday	Florida Tech	Melbourne, Fla.	12:00 Noon
8	Saturday	LEMOYNE OWEN (DH)	HOME	1:00 pm
9	Sunday	LEMOYNE OWEN	HOME	1:00 pm
12	Wednesday	Montevallo	Montevallo, Ala.	2:00 pm
15	Saturday	WEST FLORIDA (DH)	HOME	1:00 pm
16	Sunday	WEST FLORIDA	HOME	1:00 pm
18	Tuesday	Freed Hardeman	Henderson, Tenn.	4:00 pm
22	Saturday	DELTA STATE (DH)	HOME	1:00 pm
23	Sunday	DELTA STATE	HOME	1:00 pm
25	Tuesday	TREVECCA NAZERENE	HOME	2:00 pm
MARCH				
1	Saturday	West Alabama (DH)	Livingston, Ala.	2:00 pm
2	Sunday	West Alabama	Livingston, Ala.	1:00 pm
4	Tuesday	MARYVILLE UNIVERSITY	HOME	3:00 pm
5	Wednesday	MARYVILLE UNIVERSITY	HOME	2:00 pm
8	Saturday	VALDOSTA STATE (DH)	HOME	1:00 pm
9	Sunday	VALDOSTA STATE	HOME	1:00 pm
12	Wednesday	STILLMAN	HOME	3:00 pm
15	Saturday	Christian Brothers (DH)	Memphis, Tenn.	12:00 Noon
16	Sunday	Christian Brothers	Memphis, Tenn.	1:00 pm
18	Tuesday	SELMA UNIVERSITY	HOME	5:00 pm
22	Saturday	UNION (DH)	HOME	2:00 pm
23	Sunday	UNION	HOME	1:00 pm
26	Wednesday	Trevecca Nazerene	Nashville, Tenn.	6:00 pm
29	Saturday	Alabama-Huntsville	Huntsville, Ala.	2:00 pm
30	Sunday	Alabama-Huntsville	Huntsville, Ala.	1:00 pm
APRIL				
2	Wednesday	Stillman	Tuscaloosa, Ala.	3:00 pm
5	Saturday	WEST GEORGIA (DH) - Military Appreciation Day	HOME	2:00 pm
6	Sunday	WEST GEORGIA	HOME	1:00 pm
8	Tuesday	Alabama A&M	Huntsville, Ala.	3:30 pm
12	Saturday	Lee University (DH)	Cleveland, Tenn.	2:00 pm
13	Sunday	Lee University	Cleveland, Tenn.	2:00 pm
16	Wednesday	MONTEVALLO	HOME	6:00 pm
18	Friday	STILLMAN	HOME	10:30 pm
18	Friday	LANDER UNIVERSITY	HOME	5:30 pm
19	Saturday	LANDER UNIVERSITY - Senior Recognition	HOME	1:00 pm
22	Tuesday	ALABAMA A&M - Faculty Appreciation Game	HOME	5:00 pm
26	Saturday	Shorter (DH)	Rome, Ga.	1:00 pm
27	Sunday	Shorter	Rome, Ga.	2:00 pm
MAY				
2-6		GSC Tournament	TBA	TBA

*Gulf South Conference Games
(DH) Double Header

HEAD COACH MIKE KEEHN



After 20 seasons as an assistant coach at the University of North Alabama, Mike Keehn was given the reigns of the Lion baseball program on November 2, 2008. when he was named as UNA's head baseball coach. Keehn, who had been an instrumental part of North Alabama's tremendous success over the last two decades, first as a student assistant and then as a full-time assistant coach, has responded by leading the Lions to five consecutive winning seasons and back-to-back NCAA Regional Tournament appearances in 2011 and 2012. The 2011 NCAA trip was the first by a UNA team in 12 years.

In his first season as head coach at UNA, Keehn led the Lions to an impressive 32-20 record. Then in 2010, despite two key losses to the UNA pitching staff just prior to the start of the season, he led the Lions to a solid fourth place finish in the Gulf South Conference Tournament and a 29-24 overall record.

In 2011 the Lions were 37-14, finishing second in the GSC East Division and advancing to the GSC Tournament and the NCAA Division II South Regional. It was UNA's first NCAA Tournament trip since 1999. The 2012 season saw the Lions

post a 39-18 record, reach the semifinals of the GSC Tournament and advance to the NCAA Division II South Regional for a second straight year.

Entering the 2014 season, Keehn has an overall record of 165-97-1 in five years at the helm of the UNA program.

During his more than two decades at UNA, Keehn has helped develop the Mike Lane Field infield into one of the best playing surfaces in the country. He has also helped direct the Lions' recruiting efforts that have continued to bring talented student-athletes to the UNA campus. Keehn has also handled several of the Lions' fund-raising efforts.

As an assistant, Keehn helped lead UNA to a combined 720-318-7 record over a 20-year span from 1989-2008, while working with the Lion infielders and hitters. During those 20 years UNA won four Gulf South Conference baseball titles and made seven NCAA Tournament appearances. In 1999 he helped direct a UNA team that went 45-12, won the Gulf South Conference and NCAA Division II South Central Regional championships and advanced to the Division II Baseball Championship in Montgomery, Ala.


An infielder at Kearney State College (now the University of Nebraska-Kearney), where he earned honorable mention All-America honors, Keehn was drafted and signed by the Texas Rangers organization. After a stint in the minor leagues, he went to coach at Kansas City, Kan., Community College from 1985-88. He helped direct KCKCC to a 120-36 record over those three seasons with two Jayhawk Conference championships and two district runner-up finishes.

In 1988 he came to North Alabama and in his first season with the Lions he was a part of his third straight championship team as UNA went 44-11 and won the Gulf South Conference crown. The Lions then advanced to the NCAA regionals for the fourth time in six years. In 1990 the Lions went 37-11 and won the GSC West Division and followed

with a 30-17 mark in 1991 and an NCAA South Atlantic Regional berth. UNA made its second straight NCAA appearance with a 33-19-1 finish in 1992 and followed with a third straight appearance, a third Gulf South Conference championship, and a 39-18 record in 1993. In 1994, UNA went 35-11-2 and won the GSC East Division. In 1995 UNA was 43-15, won the GSC East Division and advanced to the championship game of the NCAA Division II South Central Regional. In 1996 the Lions finished with a 37-11 record, and in 1997 UNA was 40-15-1, won its third GSC title since Keehn's arrival and made the ninth NCAA tournament appearance in school history.

In 1998 UNA was 38-12 and the Lions followed with a 45-12 record in 1999, 36-16-1 in 2000, 30-18 in 2001, 37-16 in 2002, 35-15 in 2003, 34-20-1 in 2004, 39-19 in 2005, 38-20 in 2006, 32-21-1 in 2007 and 29-21 in 2008.

Keehn received his B.A. in education with a double major in Physical Education and Business from Kearney State and earned his Master's in Education from UNA in July of 1990. He and his wife Lisa have two daughters, Jessica and Erica, and a son, Austin.



HEAD COACH MIKE KEEHN

KEEHN BIOGRAPHY

HOME TOWN
Kearney, Nebraska

BIRTHDATE
11/08/61

EDUCATION
University of Nebraska-Kearney (1985)
B.S. in Education with a double major
in Physical Education and Business
University of North Alabama (1990)
Masters degree in Education

COACHING EXPERIENCE
Assistant Coach Kansas City, Kan.
Community College (KCKCC), 1985-88
Graduate Assistant Coach
University of North Alabama, 1989-91
Assistant Coach
University of North Alabama, 1992-2008

Mike Keehn has a
165-97-1
record as head coach
of the
UNA
LIONS!



Mike and Lisa Keehn have three children, from left, Erica, Austin and Jessica

HEAD COACH MIKE KEEHN

KEEHN VS. ALL OPPONENTS AT UNA

	Overall	Home	Away	Neutral
Opponent	W-L	W-L	W-L	W-L
Alabama A&M	1-0	0-0	1-0	0-0
Alabama-Huntsville	9-7	6-3	2-4	1-0
Arkansas-Monticello	3-1	2-0	1-1	0-0
Arkansas-Tech	5-2	1-0	0-0	4-2
Auburn-Montgomery	2-1-1	1-0-1	1-1	0-0
Barry (Fla.)	0-1	0-0	0-0	0-1
Bellarmine	5-1	5-1	0-0	0-0
Bethel (Tenn.)	2-0	2-0	0-0	0-0
Christian Brothers	12-0	5-0	5-0	2-0
Cumberland	0-1	0-1	0-0	0-0
Delta State	6-9	2-3	3-4	1-2
Florida Southern	0-3	0-0	0-3	0-0
Fort Hays State	3-0	3-0	0-0	0-0
Freed Hardeman	6-2	2-1	4-1	0-0
Harding	9-5	5-1	3-3	1-1
Henderson State	1-2	1-2	0-0	0-0
Kentucky State	7-0	7-0	0-0	0-0
Lambuth	3-3	3-0	0-3	0-0
Lemoyne-Owen	2-0	2-0	0-0	0-0
Lynn	0-1	0-0	0-0	0-1
Martin Methodist	6-1	3-1	3-0	0-0
Maryville	2-0	2-0	0-0	0-0
Missouri Western	5-1	5-1	0-0	0-0
Montevallo	6-8	3-6	3-2	0-0
New Orleans	3-0	3-0	0-0	0-0
Ouachita Baptist	6-8	3-4	3-4	0-0
Quincy	7-2	7-2	0-0	0-0
Shorter	2-1	2-1	0-0	0-0
Southern Arkansas	6-7	4-3	1-2	1-2
Stillman	0-1	0-1	0-0	0-0
Tennessee Wesleyan	1-0	0-0	1-0	0-0
Trevecca Nazarene	3-0	1-0	2-0	0-0
Union	5-0	5-0	0-0	0-0
Urbana	2-0	2-0	0-0	0-0
Valdosta State	8-10	3-3	5-4	0-3
West Alabama	10-6	6-2	4-4	0-0
West Florida	7-9	4-4	2-5	1-0
West Georgia	9-4	2-1	6-3	1-0
Wisconsin Parkside	1-0	0-0	0-0	1-0
TOTALS	165-97-1	102-41-1	50-44	13-12

KEEHN YEAR-BY-YEAR AT UNA

	Overall	Home	Away	Neutral
Season	W-L	W-L	W-L	W-L
2009	32-20	24-12	8-7	0-1
2010	29-24	16-11	9-10	4-3
2011	37-14	17-5	15-6	5-3
2012	39-18	28-6	8-8	3-4
2013	28-21-1	17-7-1	10-13	1-1
	165-97-1	102-41-1	50-44	13-12

KEEHN IN POST-SEASON AT UNA

2010 GSC TOURNAMENT - 2-2

Southern Arkansas	W	8-3
West Florida	W	12-6
Valdosta State	L	1-18
Southern Arkansas	L	2-12

2011 GSC TOURNAMENT - 1-2

Delta State	W	10-5
Harding	L	2-5
Arkansas Tech	L	3-4

2011 NCAA DIVISION II SOUTH REGIONAL TOURNAMENT - 2-2

Southern Arkansas	W	8-3
Harding	W	8-2
West Florida	L	1-6
Barry	L	5-10

2012 GSC TOURNAMENT - 3-2

Valdosta State	L	1-4
Christian Brothers	W	19-1
West Georgia	W	5-1
Alabama-Huntsville	W	9-8 (11 inn.)
Delta State	L	0-4

2012 NCAA DIVISION II SOUTH REGIONAL TOURNAMENT - 0-2

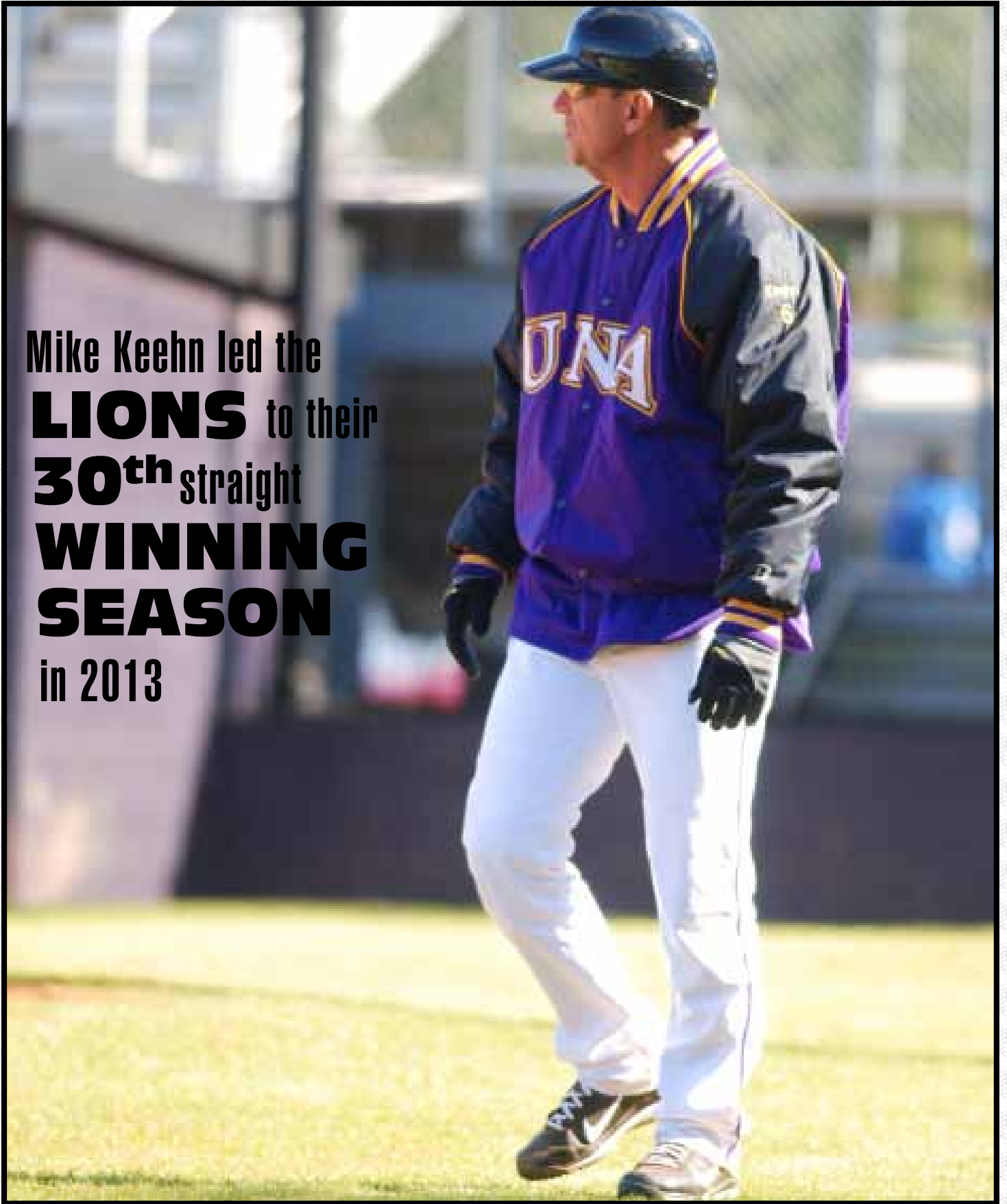
Delta State	L	0-2
Lynn	L	4-10

2013 NCAA DIVISION II SOUTH REGIONAL TOURNAMENT - 1-2

Valdosta State	L	2-4 (12 inn.)
Christian Brothers	W	10-5
at West Georgia	L	0-2

HEAD COACH MIKE KEEHN

Mike Keehn led the
LIONS to their
30th straight
WINNING
SEASON
in 2013



ASSISTANT COACH MATT HANCOCK



MATT HANCOCK Assistant Coach

Matt Hancock has completed eight seasons as a member of the University of North Alabama coaching staff and five as the Lions' full-time assistant coach.

Hancock was a one-year student assistant coach with the Lions and served two years as a graduate assistant before being elevated to the assistant's position prior to the 2009 season. His primary duties have been with the UNA pitchers.

He has helped lead the Lions to a 165-97-1 record over the last five seasons, including back-to-back NCAA South Region Tournament berths in 2011 and 2012.

The Lions finished the 2011 campaign with a 37-14 record, led by a pitching staff with 3.68 earned run average and 12 complete game performances.

In 2012 the Lions were 39-18 and set school records for most strikeouts in a game (18) and season (374).

For his contributions to the Lions success in 2012, he was honored by the Alabama Baseball Coaches Association (ALABCA) as Assistant Coach of the Year on the Four-Year College Level.

In addition to coaching at UNA Hancock has had three coaching stints in the Northwoods League over the past summers. In 2005 and 2008 he served as an assistant and pitching coach for

the Alexandria Beetles. In 2011 he served as the Head Coach for the Beetles setting a franchise record with 44 regular season wins and leading the Beetles to the NWL Playoffs for the just the 2nd time in franchise history and the 1st since 2002. Over his time in the Northwoods League Hancock has coached a total of 25 players that have been drafted to play professional baseball including Major Leaguer Allen Craig of the St. Louis Cardinals.

Hancock was a four-year letterman for the Lions as a pitcher from 2002-05 and posted a 20-5 career record on the mound at UNA. He was 6-0 as a freshman, 5-0 as a sophomore, 2-2 as a junior and 7-3 as a senior. His 20 wins rank third best in school history. Hancock pitched 206.6 innings in 58 career appearances for the Lions, striking out 128 batters while walking just 46. As a senior, Hancock helped UNA to a Gulf South Conference East Division title that included 16 straight league wins and a 39-19 overall record. UNA advanced to the championship game of the GSC Tournament and he was an All-GSC Tournament selection.

Hancock is married to former UNA soccer standout Emily Cotham and they have a daughter, Hallie.

He received his B.S. degree in History from UNA and his Masters of Health and Physical Education from UNA as well.



Hancock was honored as the 2012 Alabama Baseball Coaches Association (ALABCA) as Assistant Coach of the Year on the Four-Year College Level.



Matt Hancock with wife Emily and daughter Hallie

LION COACHING STAFF



NICK MCGREGOR
Graduate Assistant Coach

Nick McGregor is entering his first season as a graduate assistant coach at the University of North Alabama.

He was a two-year starter for the Lions at shortstop in 2010 and 2011 and helped lead the Lions to an NCAA South Regional Tournament appearance as a senior.

He started all 53 games in 2011, hitting .237 with 29 runs scored and 21 runs batted in. He boasted a .330 on base percentage.

As a senior he started 36 games and played in 40, finishing the season with a .293 batting average and .371 on base percentage. He scored 27 runs and drove in 20, while adding 12 stolen bases.

A native of Pontotoc, Miss., he played at Pontotoc High School and Northeast Mississippi Community College before transferring to UNA.

McGregor graduated from North Alabama with a B.S. degree in History and a minor in Business Administration. He is pursuing a Master's degree in Professional Studies.



BLAINE ROSENBERG
Graduate Assistant Coach

Blaine Rosenberg is entering his first season as a graduate assistant coach at the University of North Alabama.

Rosenberg began his playing career at Furman University (Greenville, SC) in 2008 and transferred to the University of Montevallo in 2010.

He graduated in 2012 Cum Laude from Montevallo with a degree in Kinesiology with a focus in Health Promotion. He was twice named to the Peach Belt Academic Gold Honor Roll.

After graduation, Rosenberg spent two years at the Lakeshore Foundation in Birmingham, Ala., working with Paralympic Athletes and Wounded Warriors.

He spent the 2013 spring as an assistant coach at Oak Mountain High School.

This past summer he coached in the Northwoods League in Mankato, Minn., for the Mankato Moondogs.

Rosenberg is working towards his master's degree in Sport Management.



JORDAN NELSON
Volunteer Assistant Coach



KYLE FORD
Athletic Trainer



ZAC TVERBERG
Manager



LEO III AND UNA

UNA once again boasts the only live Lion mascots in the country living on campus.

On July 22, 1974, former UNA president Dr. Robert M. Guillot brought a 35-pound lion cub to the campus and Leo spent the next 14 years "roaring" the school to victory. The original Leo died on Jan. 20, 1988, and a great outpouring of support from the Shoals community resulted in Leo II being brought to UNA in July of 1988.

Leo II lived in the compound that once housed the original Leo and grew to a weight of more than 600 pounds at eleven years of age. In 1997, Leo II was selected as the nation's "Second Best Mascot" by Sports Illustrated. He died in February of 2000.

Leo III and Una, born on November 18, 2002, now reside on the campus in the 12,764 square-foot George H. Carroll Lion Habitat.

Now 11 years old, Leo III and Una are exhibited seven days a week from approximately 8 a.m. until 5 p.m. (weather conditions permitting), unless they are appearing in local venues.

All funds associated with the care and feeding of Leo III and UNA, the operation of their habitat, and the conduct of a related educational program are funded exclusively by charitable contributions.



THE 2014 UNA LIONS

No.	Name	Pos	Ht	Wt	Cl	B/T	Hometown
2	Brett Guzay	SS/2B	5-11	170	JR	R/R	Muscle Shoals, Ala.
3	Mathew Tittle	SS	6-0	185	SR	R/R	Decatur, Ala.
4	Austin Carpenter	RHP	6-0	125	SO	R/R	Fort Payne, Ala.
5	Taylor Bonifacio	OF	5-11	210	SR	L/R	Lucedale, Ms.
7	Eric Wilson	SR	5-10	155	SR	L/L	Southaven, Ms.
9	Ben Seabrook	RHP	5-10	160	JR	R/R	Huntsville, Ala.
10	Will Dennis	C	5-11	205	SR	R/R	Decatur, Ala.
11	Thomas Lundborg	C	6-2	215	SR	L/R	Brentwood, Tenn.
12	Kyle Conkle	3B/RHP	6-2	215	JR	R/R	Fort Payne, Ala.
13	Riley Sanderson	RHP	5-9	160	SO	R/R	Owens Cross Roads, Ala.
14	Taylor Hayes	OF	6-0	185	SO	R/R	Florence, Ala.
15	Josh Carpenter	SS	6-0	180	SR	R/R	Harvest, Ala.
16	Jake Smith	OF/RHP	5-11	185	JR	R/R	West Point, Ms.
17	Brett Moore	C	5-10	185	JR	R/R	Ashford, Ala.
18	Jake Ward	OF	5-11	190	SR	L/R	Russellville, Ala.
19	Jacob Westerhouse	RHP	5-11	185	JR	R/R	Huntsville, Ala.
20	Kyle Stephenson	RHP	6-0	160	JR	R/R	Booneville, Ms.
21	Cade Medley	RHP	6-4	195	SR	R/R	Harvest, Ala.
22	Bradley Noland	2B	5-8	175	SR	R/R	Collierville, Tenn.
23	Mitchell Lovell	OF	6-0	185	FR	R/R	Florence, Ala.
24	Bradley Bailey	LHP	6-1	180	FR	L/L	Haleyville, Ala.
25	Dylan Boston	1B/3B	6-1	215	JR	R/R	Sheffield, Ala.
26	Tyler Hall	1B	6-2	200	FR	L/R	Harvest, Ala.
30	Brantley Claunch	LHP	5-9	165	JR	L/L	Florence, Ala.
31	Will Bishop	LHP	6-0	190	FR	L/L	Florence, Ala.
33	Drew Batchelor	LHP	6-6	235	SR	L/L	Russellville, Ala.
34	Payton Thomas	C	6-0	175	FR	R/R	Arab, Ala.
35	Colby Smith	2B/SS	5-10	170	FR	R/R	Florence, Ala.
36	Tyler Yarbro	3B/OF	5-10	195	FR	L/R	Lexington, Tenn.

Head Coach:	6	Mike Keehn
Assistant Pitching Coach:	28	Matt Hancock
Graduate Assistant Coach:	29	Nick McGregor
Graduate Assistant Coach:	27	Blaine Rosenberg
Volunteer Assistant:	32	Jordan Nelson
Manager:		Zach Tverberg
Head Athletic Trainer:		Josh Penny
Baseball Athletic Trainer:		Kyle Ford

2014 UNA RETURNEES

DREW BATCHELOR

Pitcher
6-6, 235, Senior
Russellville, Alabama



UNA 2013: Redshirted at UNA in 2013...**UNA 2012:** Made nine appearances for the Lions with two starts... finished the season with a 1-0 record, one save and a 4.91 earned run average...allowed 15 runs and 10 earned runs in 18.1 innings pitched...walked six and struckout 14 with four hit batters... win came in the seventh game of the season against Montevallo in 5.1 innings of work... **COLLEGE:** Played at Bevill State Community College under head coach Joey May prior to coming to UNA. **HIGH SCHOOL:** Pitched and played first base at Haleyville High School under head coach Todd McNutt...helped lead the Lions to a state championship in 2009 and a runner-up finish in 2008...also lettered in basketball. **PERSONAL:** Full name is Jacob Drew Batchelor...born on March 29, 1991...son of Craig and Tina Batchelor and has one brother...major is Exercise Science. BATS LEFT, THROWS LEFT

STATS AT NORTH ALABAMA

Year	W-L	Saves	ERA	GP	GS	CG
2012	1-0	1	4.91	9	2	0
Year	IP	H	R-ER	BB	SO	HB
2012	18.1	24	15-10	6	14	4

TAYLOR BONIFACIO

Outfield
5-11, 210, Senior
Lucedale, Mississippi



UNA 2013: Played in 22 games as a junior with eight starts...Hit .263, going 10-for-38 at the plate with 11 runs scored and nine runs batted in...had one double and one triple for a .342 slugging percentage...drew seven bases on balls and was hit-by-pitch eight times to give him a .472 on base percentage...struck-out eight times...had one sacrifice bunt and one stolen base in three at-tempts...turned in a perfect 1.000 fielding percentage with 36 putouts and one assist in 37 chances...**COMMUNITY COLLEGE:** Played at Northeast Mississippi in Booneville under head coach Kent Farris... selected second-team All-State...**HIGH SCHOOL:** Played center field for East Central High School under head coach Gary Long...helped carry the Hornets to two South State championships and to the state championship in 2008...named Coastal All-Star (West team) in 2009...also lettered in football and graduated with honors...**PERSONAL:** Full name is Taylor Prevost Bonifacio...born on March 24, 1991...son of Terry Bonifacio and has one sister...major is Secondary Education. BATS LEFT, THROWS RIGHT

STATS AT NORTH ALABAMA

Year	Avg	G-GS	AB	R	H	RBI	
2013	.263	22-8	38	11	10	9	
Year	2B	3B	HR	BB	HP	SO	SB-SBA
2013	1	1	0	7	8	8	1-3

DYLAN BOSTON

First Base / Third Base
6-1, 215, Junior
Sheffield, Alabama



UNA 2013: Started all 50 games for the Lions as a sophomore as the designated hitter...selected second-team All-Gulf South Conference, first-team Daktronics All-South Region, second-team Rawlings/ABCA All-South Region and second-team National Collegiate Baseball Writers Association All-South Region...hit .352, going 68-of-193 at the plate with five home runs, 43 runs batted in and 34 runs scored...had 27 total extra-base hits with 22 doubles to go with his five homers...had a .544 slugging percentage and a .398 on base percentage...walked 11 times, was hit-by-pitch seven times and struckout 34 times...had five sacrifice flies and one stolen base in one attempt...led the Lions in at bats, hits, doubles, home runs, runs batted in, total bases, slugging percentage and sacrifice flies...his 17-game hitting streak in 2013 was also the team's longest of the season...hit safely in his first 17 games at UNA before going 0-for-4 against Delta State on March 10...had at least one hit in 40 of the 50 games that he played in...had 19 multiple hit games and nine games with multiple RBI...he hit in the clean-up spot in 47 games and fifth in the other three...led in the NCAA Division II in doubles (24), ranked seventh in doubles per game (1.0), 22nd in hits (72) and 26th in total bases (111)... hit .354 in Gulf South Conference games with one home run and 25 runs batted in...**COMMUNITY COLLEGE:** Played at Northwest Florida State in Niceville, Fla., under head coach Doug Martin... helped lead the team to a state tournament bid and to a runner-up finish in the Panhandle Conference...named all-conference designated hitter...**HIGH SCHOOL:** Played first base and third base for Deshler High School under head coach Jason Fuller... helped lead the Tigers to the state semifinals his Junior year and to the playoffs every year of his career at Deshler...named All-State and Hitter of the Year his junior year and Times Daily Player of the Year his sophomore year...broke the state RBI record in his sophomore year...also lettered in football...**PERSONAL:** Full name is Corey Dylan Boston...born on September 8, 1992...son of John and Kim Boston and has one sister...majoring in History. BATS RIGHT, THROWS RIGHT

STATS AT NORTH ALABAMA

Year	Avg	G-GS	AB	R	H	RBI	
2013	.352	50-50	193	34	68	43	
Year	2B	3B	HR	BB	HP	SO	SB-SBA
2013	22	0	5	11	7	34	1-1

2014 UNA RETURNEES

JOSH CARPENTER

Shortstop
6-0, 180, Senior
Harvest, Alabama



UNA 2013: A three-year letterman for the Lions who has played in 152 games and started 151.. selected second-team All-Gulf South Conference in 2013 for the third straight season...started 44 games at second base as a junior after starting at shortstop his two previous seasons...also started four games at shortstop and one game at third base last season...hit .306, going 53-for-173 ag the plate... scored 22 runs and drove in 20 more...added three doubles, one sacrifice fly, seven sacrifice bunts and 12 stolen bases in 13 attempts...had a .324 slugging percentage and a .349 on base percentage...walked 10 times, was hit-by-pitch twice and struckout 18 times...turned in a .956 fielding percentage with 11 errors in 252 chances...ranked fourth on the team with 15 multiple hit games...had four multiple RBI games...his longest hitting streak of the season was 12 games and he carries a two-game streak into 2014....**UNA 2012:** Started all 57 games for the Lions at shortstop last season...second-team All-Gulf South Conference selection for the second straight year...also second-team National Collegiate Baseball Writers Association All-South Region...earned GSC Player of the Week honors for March 11 after going nine-for-16 at the plate for a .474 batting average and accounting for 14 runs...scored six times and drove in eight more runs for the Lions that week...in a come-from-behind win against No. 17 Harding, he delivered a three-run double in the bottom of the sixth inning, with UNA trailing 4-2, to lift the Lions to the win...then in a double-header against No. 1 West Florida, he went seven-for-nine with five RBI...his longest hitting streak of the season was eight games and he had 17 multiple hit games and 10 multiple RBI games...hit primarily in the sixth spot last season...hit .333 (22-of-66) with runners in scoring position and .364 (4-of-11) with the bases loaded... **UNA 2011:** Earned second-team All-Gulf South Conference honors as a true-freshman at UNA and was also selected GSC East Division Freshman of the Year...also earned GSC Player of the Week honors for Feb. 28...played in 46 games with 45 starts...finished the season with a .338 batting average (53-of-157)... scored 30 runs, drove in 21 and had 10 doubles...walked 13 times, was hit-by-pitch once and struckout 19 times...had two sacrifice flies, five sac bunts and was seven-of-12 on stolen base attempts...had a .401 slugging percentage and a .387 on-base percentage...had an .873 fielding percentage with 27 errors in 212 total chances....he hit safely in his first 13 collegiate games, going 23-of-41 at the plate over that span for a .561 batting average...also had another 13-game hitting streak down the stretch run of the season...hit safely in 34 of the 45 games he played in...had 14 multiple-hit games and four multiple-RBI games...**HIGH SCHOOL:** Played shortstop and pitched at Sparkman High School under head coach Kellen Greer...also lettered in football...**PERSONAL:** Full name is Joshua Lynn Carpenter...born April 9, 1992...son of Barry and Tammy Carpenter and has one sister...major is Business...BATS RIGHT, THROWS RIGHT.

STATS AT NORTH ALABAMA

Year	Avg	G-GS	AB	R	H	RBI	
2011	.338	46-45	157	30	53	21	
2012	.313	57-57	208	37	65	38	
2013	.306	49-49	173	22	53	20	
Career	.318	152-151	538	89	171	79	
Year	2B	3B	HR	BB	HP	SO	SB-SBA
2011	10	0	0	13	1	19	7-12
2012	6	1	0	7	3	26	5-7
2013	3	0	0	10	2	18	12-13
Career	19	1	0	30	6	63	24-32

BRANTLEY CLAUNCH

Pitcher
5-9, 165, Junior
Florence, Alabama



UNA 2013: A two-year letterman who has pitched in 46 games for the Lions over the last two seasons...45 of his 46 appearances have been in relief... had a 1-2 record with one save as a sophomore with a 3.71 earned run average...pitched 26.2 innings, allowing 11 earned runs...gave up 30 hits, walked 13 and hit two batters...recorded 23 strikeouts...gave up seven extra-base hits - four doubles and three home runs...one balk and no wild pitches...**UNA 2012:** He was the work-horse for the UNA bullpen in 2012, making 31 relief appearances for the Lions...finished with a 7-1 record and three saves...had a team-best 2.52 earned run average, allowing just 19 runs and 15 earned runs in 53.2 innings of work...recorded 44 strikeouts and was just 12...his longest pitching stint of the season was five innings against Ouachita Baptist in the fifth game of the season...pitched a combined 11.1 innings for UNA in the post-season...wins came over Ouachita Baptist, West Alabama, Harding, Montevallo, Christian Brothers, Union and Alabama-Huntsville...the win over UAH was in the GSC Tournament...only loss was at Freed-Hardeman...**HIGH SCHOOL:** Pitched and played center field at Florence High School under head coach Warren Fowler...helped lead the Falcons to the state playoffs in 2011...led the team in earned run average every year from 2007-2011.**PERSONAL:** Full name is Brantley Patrick Claunch...born on October 20, 1992...son of Pat and Kelly Claunch and has six brothers and two sisters...major is Biology...BATS LEFT, THROWS LEFT

STATS AT NORTH ALABAMA

Year	W-L	Saves	ERA	GP	GS	CG
2012	7-1	3	2.52	31	0	0
2013	1-2	1	3.71	15	1	0
Career	8-3	4	2.91	46	1	0
Year	IP	H	R-ER	BB	SO	HB
2012	53.2	47	19-15	12	44	9
2013	26.2	30	12-11	13	23	2
Career	80.1	77	31-26	25	67	11

2014 UNA RETURNEES

WILL DENNIS

Catcher
5-11, 205, Senior
Decatur, Alabama



UNA 2013: Played in 18 games as a junior with 13 starts behind the plate... hit .364, going 16-for-44 at the plate with 10 runs scored and 14 runs batted in... had five doubles for a .477 slugging percentage ...walked eight times, was hit-by-pitch three times and struckout seven times...added two sacrifice bunts and was three-for-three on stolen base attempts...had a .491 on base percentage...finished the season with a .973 fielding percentage with three errors in 110 chances...threw out six base runners in 24 attempts... allowed six passed balls...**UNA 2012:** Played in 12 games with eight starts behind the plate...hit .151 (4-of-21) with two runs scored...had one sacrifice bunt...had a .963 fielding percentage with two errors in 54 chances...**UNA 2011:** Played in 10 games for the Lions as a freshman...hit .083, going one-for-12 at the plate with a run driven in...was hit-by-pitch once and struckout twice...**UNA 2010:** Redshirted at UNA last season...**HIGH SCHOOL:** Played catcher and third base at Decatur High School under head coach Steve Netherton...also lettered in football...**PERSONAL:** Full name is William Lee Dennis...born February 10, 1991...son of Lee and Leona Dennis and has one sister...major is business...BATS RIGHT, THROWS RIGHT.

STATS AT NORTH ALABAMA

Year	Avg	G-GS	AB	R	H	RBI	
2011	.083	10-0	12	0	1	1	
2012	.190	12-8	21	2	4	0	
2013	.364	18-13	44	10	16	14	
Career	.273	40-21	77	12	21	15	
Year	2B	3B	HR	BB	HP	SO	SB-SBA
2011	0	0	0	0	1	2	0-0
2012	2	0	0	5	0	9	0-0
2013	5	0	0	8	3	7	3-3
Career	7	0	0	13	4	18	3-3

TYLER HALL

First Base
6-2, 200, Freshman
Harvest, Alabama



UNA 2013: Redshirted at UNA last season...**HIGH SCHOOL:** Played first base and catcher at Sparkman High School under head coach Kellan Greer... helped lead the Senators to the second round of the state playoffs...had team's second highest batting average during his junior year and third highest his senior year...graduated high school with honors and an advanced diploma.
PERSONAL: Full name is Tyler Trent Hall. Born October 5, 1993. Son of Trent and Laurie Hall and has one sister. Major is Biology. BATS LEFT, THROWS RIGHT

TAYLOR HAYES

Outfield
6-0, 185, Sophomore
Florence, Alabama



UNA 2013: Played in six games last season for the Lions...hit .143 for the season, going one-for-seven at the plate...his first collegiate hit was a home run against Kentucky State on February 23...finished the season with five runs batted in and two runs scored...walked once, was hit-by-pitch twice and struckout twice...had one putout in the field...**UNA 2012:** A red-shirt at UNA as a true freshman...**HIGH SCHOOL:** Played third base and outfield at Central High School under head coach Jerome Lambert... helped lead the Wildcats to the state semifinals as a sophomore...named first team all-state as a junior and senior...named first-team all-area as a junior and senior...also lettered in football. **PERSONAL:** Full name is Taylor Ryan Hayes...born October 6, 1992...son of Kenneth and Cindy Hayes and has one sister...major is Business...BATS RIGHT, THROWS RIGHT.

STATS AT NORTH ALABAMA

Year	Avg	G-GS	AB	R	H	RBI	
2013	.143	6-0	7	2	1	5	
Year	2B	3B	HR	BB	HP	SO	SB-SBA
2013	0	0	1	1	2	2	0-0

2014 UNA RETURNEES

THOMAS LUNDBORG

Catcher
6-2, 215, Senior
Brentwood, Tennessee



UNA 2013: Played in 40 games with 37 starts behind the plate for the Lions... hit .215, going 20-for-93 at the plate with 28 runs scored and nine runs batted in...had a .426 on base percentage with the addition of 24 walks and being hit-by-pitch 11 times...had four doubles, 24 total bases, one sacrifice fly, six sacrifice bunts and was four-for-four on stolen base attempts...his longest hitting streak of the season was five games and he had three multiple hit games...had a .987 fielding percentage with three errors in 236 chances...threw out five of 58 base runners on steal attempts...allowed six passed balls...**COMMUNITY COLLEGE:** Played at Motlow State College in Tullahoma, Tenn., under head coach Dan McShea...made the Dean's List in the Fall of 2011...**HIGH SCHOOL:** Played catcher at Brentwood Academy under head coach Buddy Alexander...helped lead the team to state championships in 2008 and 2009...named all-region and all-state in baseball in 2009.... also a state wrestling medalist in 2007...lettered in football and wrestling...**PERSONAL:** Full name is Thomas Alfred Lundborg, III...born on October 3, 1990...son of Tom and Jeanette Lundborg and has one brother...majoring in Business Management. BATS LEFT, THROWS RIGHT

STATS AT NORTH ALABAMA

Year	Avg	G-GS	AB	R	H	RBI	
2013	.215	40-37	93	28	20	9	
Year	2B	3B	HR	BB	HP	SO	SB-SBA
2013	4	0	0	24	11	22	4-4

CADE MEDLEY

Pitcher
6-4, 195, Senior
Harvest, Alabama



UNA 2013: Started 11 games for the Lions as a junior and finished with a 6-2 record and a 3.32 earned run average...earned second-team All-Gulf South Conference and second-team Daktronics All-South Region honors...his 78.2 innings pitched ranked second on the team and he led the Lions with 59 strikeouts...earned Gulf South Conference Pitcher of the Week and National Collegiate Baseball Writers Association South Region Pitcher of the Week honors after pitching a nine inning, complete-game shutout against Valdosta State on April 14...UNA won the game 6-0 as Medley allowed just four hits and one walk while striking out eight...had five complete games for the season and picked up wins against Kentucky State, Shorter, Delta State, West Florida, Valdosta State and Christian Brothers...his only regular-season loss was at Florida Southern and he also took the loss in a 2-0 decision at West Georgia in the Gulf South Conference Tournament, despite allowing just two runs on seven hits over eight innings...gave up 18 extra-base hits including five home runs...opponents hit .259 against him...had one balk and threw five wild pitches...**COMMUNITY COLLEGE:** Played at Wallace State Community College in Hanceville, Ala., under head coach Randy Putman...named first-team all-region pitcher...**HIGH SCHOOL:** Pitched and played catcher, shortstop and third base at East Limestone High School under head coach Bill Tribble...helped carry the team to the state playoffs in 2006, 2007, 2008, 2009, and 2010 and to the final four in 2008...named Pitcher of the Year in 2009, MVP in 2009 and 2010, Defensive Player of the Year in 2007 and Offensive Player of the Year in 2009...also lettered in football...**PERSONAL:** Full name is Samuel Cade Medley...born on June 11, 1992...son of Mary Beth and David Medley and has one sister...majoring in Sports Management. BATS RIGHT, THROWS RIGHT

STATS AT NORTH ALABAMA

Year	W-L	Saves	ERA	GP	GS	CG
2013	6-2	0	3.32	11	11	5
Year	IP	H	R-ER	BB	SO	HB
2013	78.2	79	32-29	16	59	2

2014 UNA RETURNEES

BRADLEY NOLAND

Second Base
5-8, 175, Senior
Collierville, Tennessee



UNA 2013: Played in 48 games with 47 starts as a junior...hit .276, going 47-of-170 at the plate with 30 runs scored and 22 runs batted in...his 13 doubles ranked third on the team and he added a triple for 14 extra-base hits...had a .365 slugging percentage...was hit-by-pitch once and walked 13 times for a .330 on base percentage...added one sacrifice fly, seven sacrifice bunts and was nine-of-11 on stolen base attempts...finished the season with a .944 fielding percentage with four errors in 72 chances...had 41 starts in left field and six at second base...had 13 multiple hit games and six games with multiple RBI...his longest hitting streak of the season was 10 games...

COMMUNITY COLLEGE: Played at Northwest Mississippi Community College in Senatobia, Miss., under head coach Mark Carson...helped lead the Rangers to a MACJC runner-up finish in 2011...named all-state in 2011 and team captain...selected MVP, all-state, Academic All-State and all-region in 2012...**HIGH SCHOOL:** Played shortstop and second base at Saint Benedict High School under head coach Steve Heinz...helped lead the Eagles to a region championship in 2009, a runner-up finish in the 2009 state playoffs and to the state playoffs in 2010...named Commercial Appeal All-Region in 2010...**PERSONAL:** Full name is Bradley Michael Noland...born February 14, 1992...son of Mike and Maureen Noland and has one brother...majoring in Exercise Science. BATS RIGHT, THROWS RIGHT

STATS AT NORTH ALABAMA

Year	Avg	G-GS	AB	R	H	RBI	
2013	.276	48-47	170	30	47	22	
Year	2B	3B	HR	BB	HP	SO	SB-SBA
2013	13	1	0	13	1	29	9-11

RILEY SANDERSON

Pitcher
5-9, 160, Sophomore
Owens Cross Roads, Alabama



UNA 2013: Made nine appearances with seven starts last season...finished with a 3-3 record and a 2.79 earned run average...was a solid mid-week performer for the Lions...he did not appear in any Gulf South Conference games...pitched 38.2 innings, allowing 41 hits, 15 runs, 12 earned, walked 13 and struckout 28...

threw one wild pitch and hit seven batters...got wins against Maryville, Trevecca Nazarene and Freed-Hardeman...losses were to Stilman, Freed-Hardeman and Montevallo...**UNA 2012:** Made two pitching appearances early in the season and then missed the remainder of the year due to injury...received a medical redshirt...started and pitched two innings against Harding, allowing five runs on five hits over two innings...pitched one inning against Martin Methodist, allowing three runs on three hits...**HIGH SCHOOL:** Played shortstop and pitched at Madison County High School under head coach Dryan Gustafson...helped lead the Tigers to the state playoffs in 2009 and 2011...named all-area in 2011...

PERSONAL: Full name is Riley Benjamin Sanderson...born on May 27, 1992...son of Terry and Kathy Sanderson and has two brothers...major is Accounting...BATS RIGHT, THROWS RIGHT

STATS AT NORTH ALABAMA

Year	W-L	Saves	ERA	GP	GS	CG
2012	0-0	0	21.00	2	1	0
2013	3-3	0	2.79	9	7	0
Career	3-3	0	4.11	11	8	0
Year	IP	H	R-ER	BB	SO	HB
2012	3.0	8	8-7	1	5	0
2013	38.2	41	15-12	13	28	7
Career	41.2	49	23-19	14	33	7

2014 UNA RETURNEES

MATHEW TITTLE

Shortstop
6-0, 185, Senior
Decatur, Alabama



UNA 2013: Started 46 games for the Lions at shortstop as a junior...hit .278, going 47-of-169 at the plate with one home run, 27 runs scored and 30 runs batted in...added nine doubles for a .349 slugging percentage...walked 13 times, was hit-by-pitch four times and finished the season with a .335 on base percentage...had five sacrifice flies, five sacrifice bunts and was seven-for-10 on stolen base attempts...had a .935 fielding percentage with 12 errors in 185 chances...third on the team with 15 multiple hit games and had nine multiple RBI games...his longest hitting streak of the season was six games...**COMMUNITY COLLEGE:** Played shortstop under head coach Mike Burns at Calhoun Community College of Decatur, Ala...helped lead the Warhawks to the state playoffs his freshman season...in 2011 he was first-team all-region, first-team all-conference and made the Deans List...as a sophomore he was received All-American Academic honors and was on the Deans List...**HIGH SCHOOL:** Played shortstop at Austin High School under head coach Mike Henson...helped lead the Bears to the second round of the state playoffs his junior year and represented the team as captain his senior year...**PERSONAL:** Full name is Redus Mathew Tittle...born on November 15, 1991...son of Redus and Leigh Tittle and has two sisters...majoring in Economics. BATS RIGHT, THROWS RIGHT

STATS AT NORTH ALABAMA

Year	Avg	G-GS	AB	R	H	RBI	
2013	.278	46-46	169	27	47	30	
Year	2B	3B	HR	BB	HP	SO	SB-SBA
2013	9	0	1	13	4	10	7-10

JAKE WARD

Outfield
5-11, 190, Senior
Russellville, Alabama



UNA 2013: Played in 43 games with 41 starts in the outfield as a junior...earned first-team All-Gulf South Conference honors and was first-team Rawlings/ABCA All-South Region, second-team Daktronics All-South Region and second-team National Collegiate Baseball Writers Association All-South Region...earned GSC Player of the Week honors for March 5...finished the season as UNA's leading hitter with a .397 average...he went 60-for-151 at the plate with 35 runs scored and 23 runs batted in...added eight extra-base hits with six doubles and two triples...walked 22 times, was hit-by-pitch once and struckout 20 times...had one sacrifice fly, five sacrifice bunts and was successful on nine of 13 stolen base attempts...finished the season with a perfect 1.000 fielding percentage with no errors in 80 total chances...had a .464 slugging percentage and a .474 on base percentage...second on the team with 17 multiple hit games and had five multiple RBI games...his longest hitting streak of the season was 11 games and he carries a three-game streak into 2014...**COMMUNITY COLLEGE:** Played at Shelton State Community College in Tuscaloosa, Ala., under head coach Bobby Sprowl...helped take the Buccaneers to the Junior College World Series in 2012...named all-conference in 2012...**HIGH SCHOOL:** Played outfield and pitched for Russellville High School under head coach David Ward...helped lead the Golden Tigers to the state playoffs in 2007, 2008 and 2010...also lettered in football and was a member of the National Honor Society...**PERSONAL:** Full name is Jacob David Ward...born April 6, 1991...son of David and Tracy Ward and has 2 brothers and one sister...his father played baseball at UNA in 1985 and 1986 and was a starter on the winningest team in school history - the 1985 Gulf South Conference Championship squad that went 46-11-1...he also ranked eighth in Division II in stolen bases as a junior...majoring in Elementary Education. BATS LEFT, THROWS RIGHT

STATS AT NORTH ALABAMA

Year	Avg	G-GS	AB	R	H	RBI	
2013	.397	43-41	151	35	60	23	
Year	2B	3B	HR	BB	HP	SO	SB-SBA
2013	6	2	0	22	1	20	9-13

2014 UNA RETURNEES

JACOB WESTERHOUSE

Pitcher
5-11, 185, Junior
Huntsville, Alabama



UNA 2013: Made 11 relief appearances last season, pitching 11.2 innings and finishing the season with a 12.34 earned run average...allowed 16 runs, all earned, on 18 hits...walked seven and struckout 14...hit two batters...**UNA 2012:** Made 19 pitching appearances as a true freshman, all in relief...had a 2-0 record...third on the team in appearances...pitched 19 innings, allowing 12 runs (10 earned) on 24 hits...had a .474 earned run average...walked just four, hit four batters and struckout 14...opponents hit .308 against him...did not allow a run until his ninth appearance of the year...his longest appearance of the year was 2.2 innings against Harding on March 5, allowing no runs on two hits...wins came against Missouri Western and Harding...**HIGH SCHOOL:** Pitched at Sparkman High School under head coach Kellen Greer...helped lead the Senators to area runner-up finishes in 2010 and 2011...**PERSONAL:** Full name is Jacob Westerhouse...born January 25, 1993...son of Wayne and Judy Westerhouse and has one brother and two sisters...major is Secondary Education.... BATS RIGHT, THROWS RIGHT

STATS AT NORTH ALABAMA

Year	W-L	Saves	ERA	GP	GS	CG
2012	2-0	0	4.74	19	0	0
2013	0-0	0	12.34	11	0	0
Career	0-0	0	7.65	30	0	0
Year	IP	H	R-ER	BB	SO	HB
2012	19.0	24	12-10	4	14	4
2013	11.2	18	16-16	7	14	2
Career	30.2	42	28-26	11	28	6

ERIC WILSON

Pitcher/Outfield
5-10, 155, Senior
Southaven, Mississippi



UNA 2013: Used as both a pitcher and outfielder for the Lions in 2013...made 13 pitching appearances with three starts and played in 20 games in the field with 15 starts...hit .231, going 12-of-52 at the plate with 14 runs scored and nine runs batted in...had two doubles and one triple, walked seven times, was hit four times and struckout 12 times...was successful on two-of-three stolen base attempts...on the mound he was 2-2 with a 5.54 ERA in 26 innings pitched...wins came against Lemoyne-Owen and Maryville...took losses against Alabama-Huntsville and West Alabama...**COMMUNITY COLLEGE:** Played at Northeast Mississippi in Booneville, Miss., under head coach Kent Farris...helped lead the Tigers to the state playoffs in 2012...**HIGH SCHOOL:** Played in the outfield and pitched for Southaven High School under head coach David Williams...helped lead the Chargers to the state playoffs in 2007, 2008, 2009, and 2010...named All-Chickasaw Conference in 2010...**PERSONAL:** Full name is Eric Paul Wilson...born on June 5, 1992...son of Paul and Cindy Wilson and has one brother and one sister...majoring in Business Management. BATS LEFT, THROWS LEFT

STATS AT NORTH ALABAMA

Year	W-L	Saves	ERA	GP	GS	CG	
2013	2-2	0	5.54	13	3	0	
Year	IP	H	R-ER	BB	SO	HB	
2013	26.0	35	21-16	13	16	2	
Year	Avg	G-GS	AB	R	H	RBI	
2013	.231	20-15	52	14	12	9	
Year	2B	3B	HR	BB	HP	SO	SB-SBA
2013	2	1	0	7	4	12	2-3

2014 UNA NEWCOMERS

BRADLEY BAILEY

Pitcher
6-1, 180, Freshman
Haleyville, Alabama



HIGH SCHOOL: Pitched and played in the outfield at Haleyville High School under head coach Todd McNutt...helped lead the Lions to the second round of the state playoffs in 2010, the first round in 2011 and the second round in 2012...played in North/South All-Star game and was on the Times-Daily All-Tournament Team in 2012...pitched 63 innings in 2012 and had a 1.79 ERA...**PERSONAL:** Full name is Bradley Dewayne Bailey...born on January 19, 1995...son of Dewayne and Tammy Bailey and has one sibling...major is undecided. BATS LEFT, THROWS LEFT

WILL BISHOP

Pitcher
6-0, 190, Freshman
Florence, Alabama



HIGH SCHOOL: Pitched, played in the outfield and at first base at Shoals Christian School under head coach Jason Anderson...helped lead the Flame to three consecutive State Championships from 2010-2012 and a state runner-up finish in 2013...named All-State (2010-2013)...broke the school record for most hits in a career...also lettered in football and basketball...**PERSONAL:** Full name is William Riley Bishop...born on May 7, 1994...son of Brice and Carol Bishop and has two sisters, Mackenzie and Lee Taylor...both of his parents have been inducted into the UNA Athletic Hall of Fame...his father Brice was a tennis All-American with the Lions and is the Lions current head tennis coach...his mother Carol was an All-Gulf South Conference cross country runner at UNA who qualified for the Division II National Championship meet...his sister Mackenzie played on the UNA women's tennis team from 2011-13...major is undecided. BATS LEFT, THROWS LEFT

AUSTIN CARPENTER

Pitcher
6-0, 215, Sophomore
Fort Payne, Alabama



COMMUNITY COLLEGE:

Played at Gulf Coast State College under head coach Mike Kandler prior to transferring to UNA...had a 3-2 record with a 2.75 ERA...walked nine and struck-out 28 in 28.1 innings pitched...**HIGH**

SCHOOL:

Played first base, third base and pitched at Fort Payne High School under head coach Johnny Johnson...helped lead the Wildcats to three straight state playoff appearances from 2009-2011...named all-area at third base in 2010, all-area at first base in 2011, All-Area Co-Pitcher of the Year in 2011 and All-State Utility Player of the Year in 2011...also lettered in football...member of Mu Alpha Theta, National Honor Society...**PERSONAL:** Full name is Austin Reeves Carpenter...born on November 6, 1992...son of Mike and Marchita Carpenter and has one sibling...major is Recreation. BATS RIGHT, THROWS RIGHT

KYLE CONKLE

Third Base/Pitcher
6-2, 215, Junior
Fort Payne, Alabama



COMMUNITY COLLEGE:

Played at Darton State College under head coach Scott Hemmings prior to transferring to UNA...helped lead the Cavaliers to the best record in school history (47-9)...named All-Region GCAA Member and to the GCAA All-Tournament Team...member of Power Showcase, Dixie team member for Tournament of Stars...hit .405 with a 6-0 record on the mound and a 1.97 ERA...**HIGH SCHOOL:** Played

first base, third base and pitched at Fort Payne High School under head coach Johnny Johnson...helped lead the Wildcats to the playoffs and an area championship...named All-State as a designated hitter in 2008, All-State at first base in 2009 and 2010 and Under Armour All-American in 2008, 2009 and 2010...broke records for best batting average (.573) and most hits in a season (51) in 2008...also lettered in football four years...top ten in class academically...**PERSONAL:** Full name Richard Kyle Conkle...born on January 9, 1992...son of Greg and Dara Conkle and has one brother, Clay...major is Exercise Science. BATS RIGHT, THROWS RIGHT

2014 UNA NEWCOMERS

BRETT GUZAY

Shortstop/Second Base
5-11, 170, Junior
Muscle Shoals, Alabama



COMMUNITY COLLEGE:

Played for Motlow State as a freshman under head coach Dan McShee, then transferred to Calhoun Community College as a sophomore...had a .340 batting average and .920 fielding average at Motlow...played at Calhoun Community College under head coach Mike Burns prior to transfer to UNA...had a .309 batting average and .955 fielding percentage his sophomore year...**HIGH SCHOOL:** Played centerfield at Muscle Shoals High School under head coach Paul Ellis...had highest academic average on team in 2010...also lettered in football, basketball, golf...**PERSONAL:** Full name is Brett Michael Guzay...born on October 29, 1992...son of Joe and Cathy Guzay and has two sisters...major is Business Management. BATS RIGHT, THROWS RIGHT

MITCHELL LOVELL

Outfield
6-0, 185, Freshman
Florence, Alabama



HIGH SCHOOL: Played in the outfield at Sheffield High School under head coach Chuck Smith...helped lead the Bulldogs to the second round state of the playoffs in 2012 and the third round in 2013...also lettered in basketball...Valedictorian of senior class and named Mr. Sheffield High School...**PER-**

SONAL: Full name Mitchell Lovell...born on August 22, 1994...son of Curtis and Michelle Lovell and has one sibling...major is Marine Biology. BATS RIGHT, THROWS RIGHT

BRETT MOORE

Catcher
5-10, 185, Junior
Ashford, Alabama



COMMUNITY COLLEGE:

Played at Chipola College under head coach Jeff Johnson prior to transferring to UNA...had a batting average of .300...**HIGH SCHOOL:** Played centerfield at Cottonwood High School under head coach Danny Coachman...

PERSONAL: Full name is Brett Aaron Moore...born on July 26, 1992...son of Scott and Cindy Raines and has two siblings, Britt and Jeremy...major is Biology with a minor in Health. BATS RIGHT, THROWS RIGHT

COLBY SMITH

Second Base/Shortstop
5-10, 170, Freshman
Florence, Alabama



HIGH SCHOOL:

Played second base, shortstop and pitched at Mars Hill Bible School under head coach Jay Mitchell...helped lead the Panthers to the state championships in 2010 and 2012 and the Panthers finished as the state runner-up in 2013...named All-State utility player in 2012...broke school record with 13 wins as a pitcher in one season in 2012...member of the honor roll from 2010-2013...**PERSONAL:** Full name is Colby Ryan Smith...born on October 10, 1994...son of Chris and Belinda Smith and has one brother, Colt...major is Exercise Science. BATS RIGHT, THROWS RIGHT

JAKE SMITH

Outfield/Pitcher
5-11, 185, Junior
West Point, Mississippi



HIGH SCHOOL:

Pitched and played in centerfield at New Hope High School under head coach Lee Boyd...helped lead the Trojans to the playoffs three straight years (2008-2010)...named MVP, top offensive player and top defensive player in 2010...also lettered in soccer...**PERSONAL:** Full name is Jakob Wood Smith...born on December 31, 1991...son of Amy Buckley and Matt Smith and has one brother...major is Education. BATS RIGHT, THROWS RIGHT

KYLE STEPHENSON

Pitcher
6-0, 160, Junior
Booneville, Mississippi



COMMUNITY COLLEGE:

Played at Northeast Mississippi Community College under head coach Kent Farris prior to transferring to UNA...helped lead the Tigers to a North Division Championship in 2013...named second-team All-State...had a 10-5 record and a 3.00 ERA...**HIGH SCHOOL:** Pitched

and played third base at Booneville High School under head coach Bo Sandlin...helped lead the Blue Devils to the Division 1-3A Championship and a North-Half Runner-Up finish in 2010...named first-team All-State, NEMCABB Co-Player of the Year and Division 1-3A Player of the Year...also lettered in basketball...**PERSONAL:** Full name is Kyle Gregory Stephenson...born on May 27, 1992...son of Greg and Jennifer Stephenson and has two sisters, Karah and Kaylee...major is Accounting. BATS RIGHT, THROWS RIGHT

2014 UNA NEWCOMERS

PAYTON THOMAS

Catcher
6-0, 175, Freshman
Arab, Alabama

HIGH SCHOOL: Played catcher and pitched at Arab High School under head coach Karl Amonite...helped lead the Knights to the state playoffs in 2010 and 2013...named offensive MVP, defensive MVP and was a two-time Pitcher of the Year in his career...also lettered in basketball...

PERSONAL: Full name is Payton Michael Thomas...born on July 14, 1994...son of Mike and Kristy Thomas and has one sister...major is Business. BATS RIGHT, THROWS RIGHT



TYLER YARBRO

Third Base/Outfield
5-10, 195, Freshman
Lexington, Tennessee

HIGH SCHOOL: Played centerfield and second base at Lexington High School under head coach Adam Harrington...helped lead the Tigers to a state playoff appearance in 2010 and a state runner-up finish in 2011...named all-district in 2011, 2012 and 2013 and all-region in 2011...also lettered in football...

PERSONAL: Full name is Robert Tyler Yarbrow...born on January 18, 1995...son of Brian and Angela Baker and has two sisters...major is undecided. BATS LEFT, THROWS RIGHT




2013 SEASON IN REVIEW

2013 STATISTICS

BATTING	Avg	G-S	AB	R	H	2B	3B	HR	RBI	BB	HBP	SO	SB
Jake Ward	.397	43-41	151	35	60	6	2	0	23	22	1	20	9-13
Will Dennis	.364	18-13	44	10	16	5	0	0	14	8	3	7	3-3
Dylan Boston	.352	50-50	193	34	68	22	0	5	43	11	7	34	1-1
Josh Doyle	.347	39-38	147	27	51	4	0	0	21	7	3	19	27-30
Josh Cyr	.337	50-50	166	42	56	17	0	3	41	44	13	15	3-5
Josh Carpenter	.306	49-49	173	22	53	3	0	0	20	10	2	18	12-13
Mathew Tittle	.278	46-46	169	27	47	9	0	1	30	13	4	10	7-10
Bradley Noland	.276	48-47	170	30	47	13	1	0	22	13	1	29	9-11
Drew Humphrey	.268	24-7	41	7	11	1	0	0	5	4	0	8	3-5
Taylor Bonifacio	.263	22-8	38	11	10	1	1	0	9	7	8	8	1-3
Andrew Almon	.253	49-49	174	31	44	4	0	1	25	15	10	20	2-4
Eric Wilson	.231	20-15	52	14	12	2	1	0	9	7	4	12	2-3
Thomas Lundborg	.215	40-37	93	28	20	4	0	0	9	24	11	22	4-4
Taylor Hayes	.143	6-0	7	2	1	0	0	1	5	1	2	2	0-0
Totals	.307	50	1618	320	496	91	5	11	276	186	69	224	83-105
Opponents	.272	50	1578	212	430	51	3	19	188	143	38	308	71-82

PITCHING	ERA	W-L	APP	GS	CG	SV	IP	H	R	ER	BB	SO	HBP
Riley Sanderson	2.79	3-3	9	7	0	0	38.2	41	15	12	13	28	7
Michael Watkins	2.93	7-5	12	12	7	0	76.2	80	37	25	23	48	5
Chad Boughner	3.10	6-3	12	12	2	0	81.1	71	31	28	24	58	12
Cade Medley	3.32	6-2	11	11	5	0	78.2	79	32	29	16	59	2
Brantley Claunch	3.71	1-2	15	1	0	1	26.2	30	12	11	13	23	2
Drew Mobley	4.26	1-1	13	0	0	0	19.0	21	10	9	4	18	0
Daymon Eriksen	4.36	2-3	15	4	0	2	33.0	30	19	16	14	34	5
Eric Wilson	5.54	2-2	13	3	0	0	26.0	35	21	16	13	16	2
Ben Seabrook	5.79	0-0	10	0	0	2	9.1	12	9	6	8	3	1
Brad Van Fechtman	9.00	0-0	2	0	0	0	2.0	4	2	2	1	1	0
Morgan McCarley	11.81	0-0	5	0	0	0	5.1	9	8	7	7	6	0
Jacob Westerhouse	12.34	0-0	11	0	0	0	11.2	18	16	16	7	14	2
Totals	3.90	28-21	50	50	14	5	408.1	430	212	177	143	308	38
Opponents	5.77	21-28	50	50	3	6	403.2	496	320	259	186	224	69

FIELDING	C	PO	A	E	Pct
Jake Ward	80	77	3	0	1.000
Taylor Bonifacio	37	36	1	0	1.000
Chad Boughner	22	5	17	0	1.000
Drew Humphrey	9	8	1	0	1.000
Brantley Claunch	7	3	4	0	1.000
Daymon Eriksen	4	1	3	0	1.000
Drew Mobley	3	1	2	0	1.000
Morgan McCarley	1	0	1	0	1.000
Brad Van Fechtman	1	0	1	0	1.000
Taylor Hayes	1	1	0	0	1.000
Ben Seabrook	1	0	1	0	1.000
Josh Doyle	86	80	5	1	.988
Thomas Lundborg	236	210	23	3	.987
Josh Cyr	436	394	34	8	.982
Andrew Almon	153	47	102	4	.974
Will Dennis	110	95	12	3	.973
Cade Medley	24	7	16	1	.958
Josh Carpenter	252	114	127	11	.956
Bradley Noland	72	52	16	4	.944
Eric Wilson	31	24	5	2	.935
Mathew Tittle	185	57	116	12	.935
Michael Watkins	24	10	12	2	.917
Riley Sanderson	10	3	5	2	.800
Jacob Westerhouse	5	0	4	1	.800
Dylan Boston	0	0	0	0	-----
Totals	1790	1225	511	54	.970
Opponents	1847	1211	554	82	.956



Jake Ward

2013 SEASON IN REVIEW

2013 RESULTS

Overall Record: 28-21-1, Gulf South Conference: 16-10
Home Record: 17-7-1, Road Record: 10-13, Neutral Site: 1-1

	Opponent	Score	Inn	Record	Conf.	Pitcher	Att	Time
Feb. 13	LEMOYNE-OWEN	W 29-2	7	1-0-0	0-0-0	D. Eiksen (W 1-0)	93	2:56
Feb. 13	LEMOYNE-OWEN	W 14-0	7	2-0-0	0-0-0	E. Wilson (W 1-0)	--	2:40
Feb. 15	at Florida Southern	L 1-6	9	2-1-0	0-0-0	C. Boughner (L 0-1)	419	2:10
Feb. 16	at Florida Southern	L 4-7	9	2-2-0	0-0-0	M. Watkins (L 0-1)	223	3:35
Feb. 16	at Florida Southern	L 4-8	7	2-3-0	0-0-0	C. Medley (L 0-1)	--	1:33
Feb. 20	at university of Montevallo	L 5-10	9	2-4-0	0-0-0	D. Mobley (L 0-1)	85	2:42
Feb. 23	KENTUCKY STATE	W 21-0	9	3-4-0	0-0-0	C. Boughner (W 1-1)	158	2:29
Feb. 23	KENTUCKY STATE	W 15-0	7	4-4-0	0-0-0	M. Watkins (W 1-1)	--	2:13
Feb. 24	KENTUCKY STATE	W 10-3	9	5-4-0	0-0-0	C. Medley (W 1-1)	149	2:37
Feb. 26	TREVECCA NAZARENE	W 10-8	9	6-4-0	0-0-0	D. Mobley (W 1-1)	42	2:48
Mar. 2	SHORTER	W 10-0	7	7-4-0	1-0-0	C. Boughner (W 2-1)	59	1:48
Mar. 3	SHORTER	L 1-7	9	7-5-0	1-1-0	M. Watkins (L 1-2)	84	2:25
Mar. 3	SHORTER	W 10-1	7	8-5-0	2-1-0	C. Medley (W 2-1)	--	1:49
Mar. 6	MARYVILLE	W 3-0	7	9-5-0	2-1-0	R. Sanderson (W 1-0)	52	2:01
Mar. 6	MARYVILLE	W 10-3	7	10-5-0	2-1-0	E. Wilson (W 2-0)	--	2:09
Mar. 9	at #1 Delta State Univ	L 5-14	9	10-6-0	2-2-0	C. Boughner (L 2-2)	576	3:05
Mar. 9	at #1 Delta State Univ	L 4-7	7	10-7-0	2-3-0	M. Watkins (L 1-3)	604	2:30
Mar. 10	at #1 Delta State Univ	W 3-2	8	11-7-0	3-3-0	C. Medley (W 3-1)	501	1:53
Mar. 12	at #18 Auburn Montgomery	L 6-8	9	11-8-0	3-3-0	D. Eriksen (L 1-1)	49	2:48
Mar. 13	STILLMAN	L 1-3	9	11-9-0	3-3-0	R. Sanderson (L 1-1)	119	2:35
Mar. 16	ALABAMA-HUNTSVILLE	W 8-6	9	12-9-0	4-3-0	C. Boughner (W 3-2)	387	4:59
Mar. 16	ALABAMA-HUNTSVILLE	W 1-0	7	13-9-0	5-3-0	M. Watkins (W 2-3)	--	2:03
Mar. 17	ALABAMA-HUNTSVILLE	L 8-10	9	13-10-0	5-4-0	E. Wilson (L 2-1)	234	3:13
Mar. 20	UNIV. OF MONTEVALLO	L 6-7	9	13-11-0	5-4-0	D. Eriksen (L 1-2)	67	3:11
Mar. 23	at #6 West Florida	L 6-8	9	13-12-0	5-5-0	D. Eriksen (L 1-3)	316	5:14
Mar. 23	at #6 West Florida	L 2-3	7	13-13-0	5-6-0	M. Watkins (L 2-4)	--	1:56
Mar. 24	at #6 West Florida	W 6-4	9	14-13-0	6-6-0	C. Medley (W 3-2)	423	2:30
Mar. 26	at Trevecca Nazarene	W 10-2	9	15-13-0	6-6-0	R. Sanderson (W 2-1)	47	2:55
Mar. 27	at Alabama A&M	W 6-1	9	16-13-0	6-6-0	D. Eriksen (W 2-3)	105	5:35
Mar. 29	UNION	W 2-3	9	17-13-0	7-6-0	C. Boughner (w 4-2)	184	2:06
Mar. 29	UNION	W 5-0	7	18-13-0	8-6-0	M. Watkins (W 3-4)	--	1:30
Mar. 30	UNION	W 9-7	9	19-13-0	9-6-0	B. Claunch (W 1-0)	149	2:24
Apr. 2	FREED-HARDEMAN	L 2-6	9	19-14-0	9-6-0	R. Sanderson (L 2-2)	66	2:34
Apr. 6	at West Alabama	L 2-3	(10)	19-15-0	9-7-0	B. Claunch (L 1-1)	425	5:20
Apr. 6	at West Alabama	W 2-1	(8)	20-15-0	10-7-0	M. Watkins (W 4-4)	388	8:00
Apr. 7	at West Alabama	L 2-7	9	20-16-0	10-8-0	E. Willson (L 2-2)	223	3:20
Apr. 10	AUBURN MONTGOMERY	T 5-5	8	20-16-1	10-8-0	None	219	2:49
Apr. 13	VALDOSTA STATE	L 7-9	9	20-17-1	10-9-0	C. Boughner (L 4-3)	231	2:44
Apr. 13	VALDOSTA STATE	W 4-2	7	21-17-1	11-9-0	M. Watkins (W 5-4)	--	1:51
Apr. 14	VALDOSTA STATE	W 6-0	9	22-17-1	12-9-0	C. Medley (W 5-1)	219	2:45
Apr. 17	UNIV. OF MONTEVALLO	L 4-10	9	22-17-1	12-9-0	R. Sanderson (L 2-3)	284	3:13
Apr. 20	at Christian Brothers	W 5-0	9	23-18-1	13-9-0	C. Boughner (W 5-3)	--	2:32
Apr. 20	at Christian Brothers	W 12-6	7	24-18-1	14-9-0	M. Watkins (W 6-4)	454	2:23
Apr. 21	at Christian Brothers	W 5-4	9	25-18-1	15-9-0	C. Medley (W 6-1)	555	2:16
Apr. 23	at Freed-Hardeman	W 5-0	9	26-18-1	15-9-0	R. Sanderson (W 3-3)	65	2:30
Apr. 27	at West Georgia	W 6-2	9	27-18-1	16-9-0	C. Boughner (W 6-3)	170	2:04
Apr. 27	at West Georgia	L 3-6	7	27-19-1	16-10-0	M. Watkins (L 6-5)	--	1:44
Gulf South Conference Tournament - Chattanooga, Tenn.								
May 2	vs Valdosta State	L 2-4	(12)	27-20-1	16-10-0	B. Claunch (L 1-2)	440	3:21
May 3	vs. Christian Brothers	W 10-5	9	28-20-1	16-10-0	M. Watkins (W 7-5)	103	2:20
Gulf South Conference Tournament - Carrollton, Ga.								
May 6	at West Georgia	L 0-2	9	28-21-1	16-10-0	C. Medley (L 6-2)	132	1:37

UNA'S CHAMPIONSHIP TRADITION

FOOTBALL

NCAA DIVISION II NATIONAL CHAMPIONS
1993, 1994, 1995

NCAA DIVISION II PLAYOFF PARTICIPANTS
1980, 1983, 1985, 1990, 1992, 1993,
1994, 1995, 1997, 2003, 2005, 2006,
2007, 2008, 2009, 2010, 2011, 2013

GULF SOUTH CONFERENCE CHAMPIONS
1980, 1983, 1985, 1993, 1994, 1995,
2003, 2006, 2009

**ALABAMA COLLEGIATE
CONFERENCE CHAMPIONS**
1960, 1961, 1962, 1963

VOLLEYBALL

GULF SOUTH CONFERENCE CHAMPIONS
1982, 1984, 1985, 1986, 1987, 1988,
1996, 1997, 1998, 1999, 2000, 2001,
2002, 2004, 2005, 2006

AIAW STATE CHAMPIONS
1975

**NCAA DIVISION II
TOURNAMENT PARTICIPANTS**
1996, 1997, 1998, 1999, 2000, 2001
2002, 2003, 2004, 2005, 2006, 2009,
2010, 2011

NCAA DIVISION II REGIONAL CHAMPIONS
1998, 1999, 2000, 2003, 2006

NCAA DIVISION II FINAL FOUR
2000, 2003, 2006

NCAA DIVISION II NATIONAL CHAMPIONS
2003

WOMEN'S SOCCER

GULF SOUTH CONFERENCE CHAMPIONS
2011

**NCAA DIVISION II
TOURNAMENT PARTICIPANTS**
2009, 2010, 2011, 2012

WOMEN'S CROSS COUNTRY

GULF SOUTH CONFERENCE CHAMPIONS
1987, 1988

**INDIVIDUAL NCAA DIVISION II
CHAMPIONSHIP PARTICIPANTS**
1986, 1987, 2004, 2005, 2006

MEN'S BASKETBALL
NCAA DIVISION II NATIONAL CHAMPIONS
1979, 1991

**NCAA DIVISION II
TOURNAMENT PARTICIPANTS**
1977, 1979, 1980, 1981, 1984, 1988,
1991, 1994, 1995, 1996, 2006, 2008,
2013

NCAA DIVISION II REGIONAL CHAMPIONS
1977, 1979, 1980, 1981,
1984, 1991, 1996, 2008

NCAA FINAL FOUR
1977, 1979, 1980, 1984, 1991
GULF SOUTH CONFERENCE CHAMPIONS
1977, 1981, 1984, 1994, 1996

**GULF SOUTH CONFERENCE
TOURNAMENT CHAMPIONS**
1981, 1984, 1988, 1994

NAIA NATIONAL PLAYOFF PARTICIPANTS
1960, 1962

**ALABAMA COLLEGIATE
CONFERENCE CHAMPIONS**
1962

WOMEN'S BASKETBALL

NCAA DIVISION II PLAYOFF PARTICIPANTS
1984, 1985, 1991, 1994, 2011, 2013

NCAA DIVISION II REGIONAL CHAMPIONS
1994

NCAA DIVISION II FINAL FOUR
1994

GULF SOUTH CONFERENCE CHAMPIONS
1985

AIAW STATE CHAMPIONS
1980

BASEBALL

NCAA DIVISION II PLAYOFF PARTICIPANTS
1984, 1985, 1987, 1989, 1991, 1992,
1993, 1995, 1997, 1999, 2011, 2012

NCAA DIVISION II REGIONAL CHAMPIONS
1999

GULF SOUTH CONFERENCE CHAMPIONS
1984, 1989, 1993, 1997, 1999

SOFTBALL

GULF SOUTH CONFERENCE CHAMPIONS
1983, 1986, 1987

NCAA DIVISION II PLAYOFF PARTICIPANTS
2006

MEN'S TENNIS
GULF SOUTH CONFERENCE CHAMPIONS
1981

NCAA DIVISION II PLAYOFF PARTICIPANTS
1995, 1997, 1998, 1999, 2001
2002, 2004, 2005, 2006, 2007, 2008

**INDIVIDUAL NCAA DIVISION II
CHAMPIONSHIP PARTICIPANTS**
1985, 1988, 1990, 1993

NAIA NATIONAL PLAYOFF PARTICIPANTS
1957, 1959

**ALABAMA COLLEGIATE
CONFERENCE CHAMPIONS**
1962, 1963

WOMEN'S TENNIS

GULF SOUTH CONFERENCE CHAMPIONS
1987

NCAA DIVISION II PLAYOFF PARTICIPANTS
1999, 2000, 2001, 2002, 2003
2004, 2005, 2006, 2007, 2008, 2011

GOLF

**NCAA DIVISION II
REGIONAL PARTICIPANTS**

1996, 1999, 2000, 2001, 2002, 2003,
2004, 2006, 2007, 2008, 2009, 2010,
2011, 2012, 2013

NCAA DIVISION II REGIONAL CHAMPIONS
2002, 2003, 2007, 2009

**NCAA DIVISION II
NATIONAL TOURNAMENT**
1996, 2000, 2002, 2003,
2004, 2006, 2007, 2008, 2009

**INDIVIDUAL NCAA DIVISION II
CHAMPIONSHIP PARTICIPANTS**
1976, 1977, 1980, 1981, 1987, 1995,
2005

NAIA NATIONAL PLAYOFF PARTICIPANTS
1969

**ALABAMA COLLEGIATE
CONFERENCE CHAMPIONS**
1962

GULF SOUTH CONFERENCE CHAMPIONS
2009, 2010, 2012

GULF SOUTH CONFERENCE ALL-SPORTS TROPHY

MEN'S ATHLETICS
1984, 1994, 1995, 1996, 2000

WOMEN'S ATHLETICS
1983, 1985, 1986, 1987, 1989, 2000

UNIVERSITY OF NORTH ALABAMA

The University of North Alabama, established in 1830 as LaGrange College, became in 1872 the first state teachers college south of the Ohio River. UNA has developed into a regional university providing quality educational opportunities for students from the three-state region of Alabama, Mississippi and Tennessee.

The Gourman Report, which ranks the nation's universities, selected UNA as one of the better schools in Alabama. Of the 26 Alabama schools rated, UNA ranked first behind Alabama's five doctoral degree-granting institutions.

Using the Gourman criteria, North Alabama, if located in any of the other 53 U.S. territories or states, would rank first in five states, second in 12, third in 13, fourth in 10 and fifth in one. The Gourman scores ranked North Alabama first among Gulf South Conference schools.

North Alabama's academic role has expanded through the years. Bachelor's degrees are offered in majors in various areas of arts and sciences, business, education and nursing.

Preprofessional preparation for medicine, dentistry, optometry, podiatry, pharmacy, law, agriculture and forestry, engineering, veterinary medicine, medical technology and other allied health professions is offered. Various master's degrees are offered in the education and business fields.

North Alabama is the first major university to offer a four-year degree program in commercial music. Majors have interned in record industry offices in Nashville, Memphis, New York, Los Angeles, London, and nearby Muscle Shoals. UNA is one of 11 schools nation wide offering an undergraduate degree in industrial hygiene. Foreign language, nursing and science students also have opportunities to study abroad.

Numerous faculty and staff members hold positions of distinction in various national, regional and state professional organizations. Many have written books and/or published articles in newspaper, magazines and professional journals. The *Journal of Legal Economics* is published on campus.

Various centers have been established at North Alabama to serve its



constituency. Operated by faculty and staff, they give undergraduate and graduate students excellent opportunities for research and public services.

They include the Occupational and Environmental Health Laboratory. Its scientific research has attracted national and international attention in the health field. The Geographic Research Center, in cooperation with the National Geographic Society, has increased the profile of geography in the state and has opened doors for students to partake in mapping and demographics research for various governmental agencies. Science faculty and students teach and study marine biology-related courses at Dauphin Island Sealab near Mobile, Alabama.

North Alabama also houses the northwest Alabama Education Research and Inservice Center, which provides inservice training for elementary and secondary educators in a six-county region. North Alabama has the only state university-operated kindergarten and grammar school, which afford education students a professional development laboratory experience in teaching.

Serving a nine-County region, the Small Business Development Center provides information, counseling and assistance to small businesses or to people planning to start small businesses.

The Rare and Endangered Species Research Center personnel are conducting research on several endangered species in the region. The Wellness Research and Service Center researches areas of wellness, exercise programs, nutrition, stress management, health education counseling and environmental support.

North Alabama works closely with various southern universities and many local, state and federal agencies on a myriad of projects and activities.

Supporting the faculty are the extensive resources of the Collier Library system, a federal records depository. It is computerized and tied into various library loan research networks.

North Alabama students excel in academics, student activities and athletics. Often they are recognized nationally for their achievements in specific areas.

North Alabama's alumni are equally successful. Among them are a Pulitzer Prize winner for literature, two Alabama governors, a Texas governor, numerous U.S. Congressmen, thousands of educators, and special assistant to the President of the United States.

UNIVERSITY OF NORTH ALABAMA
BASEBALL

Show

SUNDAYS
WHDF Channel 15
The Valley's CW
at 11:30 a.m.

with
Head Coach Mike Keehn
hosted by Jeff Hodges



UNIVERSITY PRESIDENT & BOARD

President William G. Cale, Jr.

Dr. William G. Cale, Jr., became the President of the University of North Alabama on January 15, 2005, four days after the marking of the 175th anniversary of the school's founding.

A native of Philadelphia, Pennsylvania, he came to UNA from Penn State-Altoona, where he was the Chief Executive Officer and Dean.

Previously, Dr. Cale was the Executive Vice President for Academic Affairs at Lamar University in Beaumont, Texas. He has also served in administrative roles such as dean and department head. His academic specialty is ecology, which he has used extensively in research projects.

In Altoona, Dr. Cale served on the Board of the Altoona-Blair County Chamber of Commerce and the Altoona-Blair County Development Corporation. He served on the Board of the Texas Energy Museum and several other boards. He has been an active member of numerous academic and civic organizations.



Dr. Cale is widely published in professional journals. He co-authored the book, *Ivy images: A Photographic History of Penn State Altoona*.

Dr. Cale and his wife Betty Jean live in the President's Home on campus.

UNA BOARD OF TRUSTEES



Martin R. Abroms
Florence, Alabama



Joel R. Anderson
Florence, Alabama



Richard H. Carter
Montgomery, Ala.



Lisa Ceci
Huntsville, Ala.



John B. Cole
Florence, Ala.



Rodney L. Howard
Muscle Shoals, Ala.



Steve Pierce
Florence, Ala.



Simpson Russell
Florence, Ala.



Libby Watts
Florence, Ala.

MIKE D. LANE FIELD



On March 11, 2008, the home of the University of North Alabama baseball team got a new name as the facility, long known as University Field, was renamed Mike D. Lane Field in honor of the Lions' longtime baseball coach.

Lane, who later retired following the 2008 season, guided UNA to 25 straight winning seasons, won 908 games at UNA and averaged 36 wins per year from 1984 to 2008.

A huge part of UNA's overall success under Lane was built on a tremendous home field advantage. The Lions had a 571-156-4

record at home under Lane for a 78 percent winning percentage. In Lane's 25 years at the school, UNA won 20 or more home games 20 times, including the last eight years in a row.

The renovations to the stadium, which was completed midway through the 2008 season, included new grandstands, ticket booth, restrooms and entrance way.

In 1999 the Lions won both the Gulf South Conference and NCAA Division II South Central Regional Tournament championships on their home field and went 32-5 at home.

Those impressive records at home were crucial in Lane's ability to turn the Lions' program into one of the most consistent winners in the country.

The Lions participated in the NCAA playoffs ten times under Lane.

In 1989, UNA hosted its first NCAA baseball event and drew record crowds to University Field to watch three Gulf South Conference schools - UNA, Jacksonville State and Delta State - battle for the regional crown. In 1995 UNA hosted its second regional, which was again an All-GSC affair with UNA, Delta State and Valdosta State, and in 1997 UNA hosted Elon and Central Oklahoma in the South Central Regional. In 1999 UNA hosted its fourth regional that included Alabama-Huntsville, Delta State and Southeastern Oklahoma State.

UNA struggled to go 11-7 at home in 1984 but won the first GSC baseball championship in school history on the field with a sweep of Mississippi College in the championship

round.

That record has been followed by numerous impressive marks, including 21 seasons with 20 or more home wins.

Night baseball also began at University Field in 1990, and UNA went 9-1 in home night games that season, including a 6-2 win over Division I power Middle Tennessee State in the dedication game on April 5.

The Lions also have a full tarp which has prevented several rain-outs over the years, and the new ultra-modern scoreboard and expanded grand-stand have enhanced Lion games for the fans.

UNA baseball has come a long way in the last 30 seasons, and Mike D. Lane Field is a reflection of those changes.



It is now among the top facilities in Division II baseball.

In five seasons with Mike Keehn as head coach, the Lions are 102-41-1 at home.

Lions at Mike Lane Field since 1984

1984.....	11-7-0	2000.....	19-4-0
1985.....	19-3-0	2001.....	21-9
1986.....	21-4-0	2002.....	26-5
1987.....	21-2-1	2003.....	26-10
1988.....	15-8-1	2004.....	26-9
1989.....	24-6-0	2005.....	20-10
1990.....	24-3-0	2006.....	25-5
1991.....	20-3-0	2007.....	22-10
1992.....	23-6-0	2008.....	25-9
1993.....	17-4-0	2009.....	24-12
1994.....	26-7-2	2010.....	16-11
1995.....	27-9-0	2011.....	17-5
1996.....	27-4-0	2012.....	28-6
1997.....	30-10-0	2013.....	17-7-1
1998.....	24-4-0	Total.....	673-197-5
1999.....	32-5-0		

Mike D. Lane Field Dimensions
 330 - Left field line
 365 - Left field alley
 410 - Left center
 385 - Center
 410 - Right center
 360 - Right field alley
 320 - Right field line



UNA BASEBALL

	BALL	STRIKE	OUT										
AT BAT	1	2	3	4	5	6	7	8	9	10	R	H	E

Shoals Pathology Associates
 Go Lions!
CRATG
CRATING THE FUTURE & CARRY OVER

GR Glenwood
 Rehabilitation
Center for the Hand
 256-766-8963

STATE FARM
 INSURANCE

PHIL WIGINGTON
 EM LANG
 BOB SHREVE
 LOUIS VAUGHN
 CARL BASTON
 BILL GODSEY
 FRANK DEAN
 STEVE PIERCE

ED Lambert Ezell Durham
 Architects & Interior Design
 Florence, Alabama

Jerry Dan



MIKE D. LANE FIELD

STADIUM DEDICATION

MARCH 11, 2008
North Alabama vs.
University of Alabama
Attendance: **1,874**



Branden Tepe Throws the first pitch



Mike Lane trots off the field after pre-game ceremony



Fans Stood in line and packed the grandstand an hour before the game began



Daniel Johnson records an out at first base

MIKE LANE'S LEGACY AT UNA

MIKE LANE AT UNA

1984 - 2008

- 908** • Overall Wins
- 571** • Wins at University Field
- 75** • First-Team All-GSC Selections
- 36.3** • Average Wins Per Season
- 25** • Straight Winning Seasons
- 18** • All-Americans
- 10** • GSC Divisional Titles
- 10** • NCAA Tournament Appearances
- 10** • NCAA Statistical National Champions
- 6** • Seasons With 40 or More Wins
- 5** • Gulf South Conference Championships
- 4** • GSC Coach of the Year Awards
- 5** • Major League Baseball Players
- 1** • World Series Appearance

MIKE LANE inducted into
**ALABAMA BASEBALL COACHES
ASSOCIATION HALL OF FAME
2007**

Mike Lane

UNA BASEBALL FACILITIES



The **Josh Willingham Hitting Facility** opened at the University of North Alabama in the Fall of 2010 as one of the latest additions to the baseball facilities at UNA's Mike Lane Field. The facility was made possible by a donation from former UNA baseball All-American and current Minnesota Twins outfielder Josh Willingham and his family. The facility is 150 feet long and 20 feet wide and includes three batting tunnels and three tee hitting areas. It was completed in time for the Lions to use as part of their 2010 Fall workouts.

"It has already been a huge asset for us," said UNA Head Baseball Coach Mike Keehn. "Our facilities have improved so much over the last five years and this is another great enhancement. Having this come from Josh and his family makes it even more special," said Keehn. "It just show the quality individual that he is, that he is willing to give back to the UNA program."



UNA BASEBALL FACILITIES

In recognition of the late Dr. Robert E. "Bob" Stephenson's love and support of the University of North Alabama baseball program, the Stephenson family made a significant donation to the University that provided funds to renovate and upgrade the press box and reserved seating area at Mike D. Lane Field.

Dr. Stephenson, who passed away in March of 2012, spent his life in education as a teacher, coach and principal. He served 20 years of his teaching career as a professor in the education department at UNA. In addition to his professional duties with the University, he was a great supporter of the athletic programs, serving two different terms as the Faculty Athletic Representative.

"We are humbled by the generous gift from the Stephenson family," said UNA Head Baseball Coach Mike Keehn. "Bob was not just a great fan, but a true friend who supported the baseball team and coaching staff. "This gift is greatly appreciated by the UNA baseball program."

The Stephenson's gift helped revitalize a portion of the baseball facility that had seen little change since it was built in 1984.

The interior press box was renovated with new flooring and counter tops and new heating and air conditioning units. There is new lighting along with expansion of both existing radio booths, and closets will be removed to open up additional space in press box area. The interior walls and ceiling were also be repaired and painted.

On the outside of the press box there are new sliding windows and new siding along the front and sides. A new umpires dressing room was also be created below the press box.



Photo Above Right: Rosalie Stephenson with UNA head coach Mike Keehn (left) and assistant coach Matt Hancock (right).



UNA BASEBALL TEAM SUPERLATIVES

UNA BASEBALL

GULF SOUTH CONFERENCE DIVISION CHAMPIONSHIPS

- 1984 • North Division Champions
- 1987 • West Division Champions
- 1990 • West Division Champions
- 1992 • Regular-Season Champions
- 1993 • Regular-Season Champions
- 1994 • East Division Champions
- 1995 • East Division Champions
- 1997 • East Division Champions
- 2002 • East Division Champions
- 2005 • East Division Champions



UNA BASEBALL

GULF SOUTH CONFERENCE LEAGUE CHAMPIONSHIPS

- 1984 • GSC Tournament Champions
- 1989 • GSC Tournament Champions
- 1993 • GSC Tournament Champions
- 1997 • GSC Tournament Champions
- 1999 • GSC Tournament Champions



UNA BASEBALL

NCAA REGIONAL TOURNAMENT APPEARANCES

- 1984 • NCAA Central Regional
- 1985 • NCAA Central Regional
- 1987 • NCAA South Central Regional
- 1989 • NCAA South Central Regional
- 1991 • NCAA South Atlantic Regional
- 1992 • NCAA South Central Regional
- 1993 • NCAA South Central Regional
- 1995 • NCAA South Central Regional
- 1997 • NCAA South Central Regional
- 1999 • NCAA South Central Regional Champions
- 2011 • NCAA South Regional
- 2012 • NCAA South Regional



LION BASEBALL HISTORY

UNA YEAR BY YEAR

UNA began its baseball program in 1932 but records are incomplete or non-existent for many of the early seasons.

Year	Rec.	Pct
1947	5-7-2	.428
1948	15-3	.833
1949	3-9-1	
1950	5-8	
1951	10-4	.714
1952		
1953		
1954	12-3	
1955	14-2	.875
1956	8-9	
1957	7-10	
1958	10-5	.666
1959	10-8	.555
1960	11-7	.611
1961	10-8	.555
1962	9-5	.642
1965	4-8	.333
1966	5-10	.333
1967	14-8	.636
1968	6-6	
1969	16-12	
1970	2-22	
1971	10-16	.385
1972	10-19	.345
1973	11-16	.407
1974	22-10	.688
1975	12-23	.343
1976	15-26	.357
1977	23-20	.535
1978	17-19	.472
1979	18-17	.514
1980	20-25	.444
1981	20-25	.444
1982	17-20	.459
1983	15-17	.469
1984	28-24-1	.537
1985	46-11-1	.801
1986	34-16-1	.676
1987	40-13-1	.750
1988	29-16-1	.641
1989	44-11	.800
1990	37-11	.771
1991	30-17	.638
1992	33-19-1	.632
1993	39-18	.684
1994	35-11-2	.750
1995	43-15	.741
1996	37-11	.771
1997	40-15-1	.723
1998	38-12	.760
1999	45-12	.789
2000	36-16-1	.688
2001	30-18	.625
2002	37-16	.698
2003	35-15	.700
2004	34-20-1	.627

2005	39-19	.672
2006	38-20	.655
2007	32-21-1	.618
2008	29-21	.580
2009	32-20	.615
2010	29-24	.547
2011	37-14	.725
2012	39-18	.684
2013	28-21-1	.570



UNA IN THE GSC REGULAR-SEASON STANDINGS

EAST DIVISION

1973	3-10	.231	5th
1974	9-5	.643	2nd
1975	1-9	.100	5th
1976	1-9	.136	5th
1977	7-7	.500	3rd
1978	8-6	.571	3rd
1979	3-11	.214	4th

OVERALL (no divisions)

1980	5-10	.333	7th
1981	6-12	.333	6th
1982	1-6	.143	7th

WHITE DIVISION

1983	5-6	.455	2nd
------	-----	------	-----

OVERALL

1984	*none		
1985	*none		
1986	*none		

WEST DIVISION

1987	11-4	.719	1st
1988	8-6	.571	3rd
1989	12-4	.750	2nd
1990	12-4	.750	1st
1991	10-6	.625	2nd

OVERALL (no divisions)

1992	13-4	.765	1st
1993	12-6	.667	1st

EAST DIVISION

1994	13-4	.764	1st
1995	16-6	.727	1st
1996	12-8	.600	3rd
1997	16-5	.762	1st

1998	13-7	.650	2nd
1999	14-6	.700	2nd
2000	13-8	.619	3rd
2001	10-11	.476	5th
2002	14-5	.737	1st
2003	10-10	.500	6th
2004	8-11	.421	6th
2005	17-4	.809	1st
2006	11-9	.550	3rd
2007	7-11	.389	5th
2008	8-9	.471	4th
2009	6-8	.428	5th
2010	8-7	.533	3rd
2011	12-4	.750	2nd

OVERALL

2012	15-9	.625	T2nd
2013	16-10	.615	4th

*there were no regular-season GSC standings. Conference finish was determined in league tournament only.

UNA'S GSC TITLES

1984

North Division Champions
GSC Tournament Champions

1987

West Division Champions

1989

GSC Tournament Champions

1990

West Division Champions

1992

Regular-Season Champions

1993

Regular-Season Champions
GSC Tournament Champions

1994

East Division Champions

1995

East Division Champions

1997

East Division Champions
GSC Tournament Champions

1999

GSC Tournament Champions

2002

GSC Tournament Champions

2005

East Division Champions


2005

East Division Champions


LION BASEBALL HISTORY

ALL-TIME UNA BASEBALL COACHES


1932-49	Eddie Flowers
1949-71	George Weeks
1972	Jackie Pedigo
1973-74	Ricky Lindsey
1975	Mike Dean
1976-78	Mike Knight
1979	Gary Elliott
1980-83	Mike Galloway
1984-2008	Mike Lane
2009-	Mike Keehn



Mike Lane is the winningest coach in UNA baseball history with 908 wins



Mike Knight



Eddie Flowers




George Weeks

RECORDS OF LION COACHES

Mike Lane	908-398-12
Mike Keehn	165-97-1
George Weeks	163-151*
Mike Galloway	72-87
Mike Knight	55-65
Ricky Lindsey	33-26
Eddie Flowers	23-19-3*
Gary Elliott	18-17
Mike Dean	15-26
Jackie Pedigo	10-19

* Records incomplete for Eddie Flowers and George Weeks



Mike Galloway

ALL-TIME UNA BASEBALL RECORDS

1947	5-7-2	Eddie Flowers
1948	15-3	Eddie Flowers
1949	3-9-1	Eddie Flowers
1950	5-8*	George Weeks
1951	10-4	George Weeks
1952		George Weeks
1953		George Weeks
1954	12-3	George Weeks
1955	14-2	George Weeks
1956	8-9	George Weeks
1957	7-10	George Weeks
1958	10-5	George Weeks
1959	10-8	George Weeks
1960	11-7	George Weeks
1961	10-8	George Weeks
1962	9-5	George Weeks
1965	4-8	George Weeks
1966	5-10	George Weeks
1967	14-8	George Weeks
1968	6-6*	George Weeks
1969	16-12*	George Weeks
1970	2-22	George Weeks
1971	10-16	George Weeks
1972	10-19	Jackie Pedigo
1973	11-16	Ricky Lindsey
1974	22-10	Ricky Lindsey
1975	12-23	Mike Dean
1976	15-26	Mike Knight
1977	23-20	Mike Knight
1978	17-19	Mike Knight
1979	18-17	Gary Elliott
1980	20-25	Mike Galloway
1981	20-25	Mike Galloway
1982	17-20	Mike Galloway
1983	15-17	Mike Galloway
1984	28-24-1	Mike Lane
1985	46-11-1	Mike Lane
1986	34-16-1	Mike Lane
1987	40-13-1	Mike Lane
1988	29-16-1	Mike Lane
1989	44-11	Mike Lane
1990	37-11	Mike Lane
1991	30-17	Mike Lane
1992	33-19-1	Mike Lane
1993	39-18	Mike Lane
1994	35-11-2	Mike Lane
1995	43-15	Mike Lane
1996	37-11	Mike Lane
1997	40-15-1	Mike Lane
1998	38-12	Mike Lane
1999	45-12	Mike Lane
2000	36-16-1	Mike Lane
2001	30-18	Mike Lane
2002	37-16	Mike Lane
2003	35-15	Mike Lane
2004	34-20-1	Mike Lane
2005	39-19	Mike Lane
2006	38-20	Mike Lane
2007	32-21-1	Mike Lane
2008	29-21	Mike Lane
2009	32-20	Mike Keehn
2010	29-24	Mike Keehn
2011	37-14	Mike Keehn
2012	39-18	Mike Keehn
2013	28-21-1	Mike Keehn

UNA YEAR-BY-YEAR STATISTICS

BATTING

Year	AB	R	H	2B	3B	HR	RBI	BB	HBP	SB-SBA	AVG
1984	1532	311	423	59	11	29	250	232	11	137-172	.276
1985	1674	486	569	96	25	35	404	335	23	260-302	.340
1986	1445	376	447	81	24	38	326	234	---	139-158	.309
1987	1560	365	476	78	22	33	309	291	16	146-173	.305
1988	1384	315	426	83	11	32	272	189	28	113-136	.308
1989	1616	452	535	115	19	50	390	259	25	175-202	.331
1990	1363	317	423	91	19	29	285	188	28	150-176	.310
1991	1341	237	362	74	10	12	186	175	22	109-128	.270
1992	1616	301	455	77	12	26	239	236	19	151-188	.281
1993	1663	461	561	114	14	51	383	287	47	135-164	.337
1994	1429	381	454	89	12	23	329	239	29	102-129	.318
1995	1791	448	607	105	9	32	371	239	65	208-229	.339
1996	1376	388	475	74	15	26	316	216	---	146-170	.345
1997	1713	457	594	115	15	48	394	270	45	121-154	.347
1998	1604	493	583	109	18	42	429	240	45	139-164	.363
1999	1862	494	625	142	12	63	429	242	56	154-190	.336
2000	1743	520	612	105	29	44	432	289	62	205-237	.351
2001	1480	353	488	87	10	41	298	193	52	97-120	.330
2002	1673	417	598	115	6	44	355	177	60	133-159	.357
2003	1601	430	563	120	10	39	372	178	62	146-167	.352
2004	1707	413	576	115	21	37	348	192	48	116-142	.337
2005	1856	421	616	136	16	31	364	211	50	130-153	.332
2006	1851	416	641	113	18	26	356	195	64	171-220	.346
2007	1627	365	520	94	12	16	309	213	65	127-147	.320
2008	1530	360	515	83	11	26	307	177	50	95-125	.337
2009	1616	391	544	114	14	31	344	189	74	173-206	.337
2010	1578	313	462	75	4	25	265	207	68	112-150	.293
2011	1614	420	535	127	7	30	369	223	75	136-172	.331
2012	1770	356	534	87	8	31	309	221	53	111-144	.302
2013	1618	320	496	91	5	11	276	186	69	83-105	.307

PITCHING

Year	G	CG	IP	ERA	R	ER	BB	SO	HBP
1984	53	22	393.0	3.39	227	148	180	261	13
1985	58	17	420.1	3.49	244	163	200	318	20
1986	51	21	360.1	2.87	210	115	120	236	6
1987	54	15	402.0	3.20	212	143	187	290	19
1988	46	9	328.2	5.39	238	197	163	196	22
1989	55	13	401.1	3.57	222	159	192	269	39
1990	48	10	352.0	2.66	157	104	155	315	30
1991	47	9	358.2	2.91	178	116	137	277	13
1992	53	16	397.0	3.38	229	149	148	331	26
1993	57	15	403.2	3.92	249	176	162	268	34
1994	48	11	369.2	3.55	193	146	164	299	42
1995	58	10	443.1	3.76	231	185	143	328	38
1996	48	5	345.2	3.25	170	125	140	293	---
1997	56	22	423.1	4.53	284	213	221	307	44
1998	50	5	387.0	3.67	214	158	155	379	38
1999	57	7	460.0	3.93	283	201	160	366	60
2000	53	13	410.2	5.24	291	239	176	295	57
2001	48	5	369.2	5.14	267	211	150	327	34
2002	53	5	406.2	4.23	251	191	143	288	53
2003	50	8	389.0	4.95	279	214	116	270	44
2004	55	13	414.1	5.06	280	233	124	316	53
2005	58	8	468.1	4.40	294	229	162	365	76
2006	58	10	461.1	3.43	232	176	160	374	82
2007	54	9	423.1	5.27	298	248	164	329	67
2008	50	1	386.0	4.66	246	200	141	333	45
2009	52	2	400.2	4.96	257	221	153	341	53
2010	53	5	406.0	5.52	330	249	178	301	51
2011	51	12	408.1	3.68	210	167	133	339	53
2012	57	7	466.0	4.02	255	208	154	376	68
2013	50	14	408.1	3.90	212	177	143	308	38

FIELDING

Year	PO	A	E	Pct
1984	1179	485	126	.929
1985	1238	453	96	.946
1986	1056	442	114	.929
1987	1204	569	80	.957
1988	989	434	76	.949
1989	1201	534	104	.943
1990	1056	429	86	.946
1991	1079	484	82	.949
1992	1208	480	110	.938
1993	1211	464	88	.950
1994	1109	431	69	.957
1995	1330	551	88	.955
1996	1037	478	75	.953
1997	1270	515	78	.958
1998	1161	469	89	.948
1999	1380	629	107	.949
2000	1232	497	70	.961
2001	1109	452	100	.940
2002	1220	557	88	.953
2003	1167	549	103	.943
2004	1243	509	80	.956
2005	1405	594	102	.951
2006	1384	555	91	.955
2007	1270	539	96	.950
2008	1158	477	69	.960
2009	1202	509	71	.960
2010	1218	494	105	.942
2011	1225	497	75	.958
2012	1398	536	75	.963
2013	1225	511	54	.970

RECORD VS. ALL OPPONENTS (since 1984)

<i>Opponent</i>	<i>Overall</i> <i>W-L</i>	<i>Home</i> <i>W-L</i>	<i>Away</i> <i>W-L</i>	<i>Neutral</i> <i>W-L</i>	<i>Opponent</i>	<i>Overall</i> <i>W-L</i>	<i>Home</i> <i>W-L</i>	<i>Away</i> <i>W-L</i>	<i>Neutral</i> <i>W-L</i>
Abilene Christian (Texas)	0-2	0-0	0-0	0-2	Harding (Ark.)	16-9	11-1	4-6	1-2
Alabama	1-5	0-1	1-4	0-0	Henderson State (Ark.)	18-4	11-3	7-1	0-0
Alabama A&M	11-0	5-0	6-0	0-0	Hillsdale (Mich.)	3-0	3-0	0-0	0-0
Alabama-Birmingham	1-1	0-1	1-0	0-0	Huntingdon (Ala.)	6-0	3-0	3-0	0-0
Alabama-Huntsville	30-27	18-13	10-11	2-3	Indianapolis (Ind.)	2-1	2-1	0-0	0-0
Alabama State	2-0	1-0	1-0	0-0	IUPU-Fort Wayne	7-2	7-2	0-0	0-0
Arkansas Tech	11-4	4-2	0-0	7-2	IUPU-Indianapolis	2-0	2-0	0-0	0-0
Arkansas-Monticello	12-1	8-0	3-1	1-0	Indiana Tech	5-1	5-1	0-0	0-0
Armstrong State (Ga.)	1-0	0-0	1-0	0-0	Jackson State (Miss.)	1-0	0-0	1-0	0-0
Auburn- Montgomery	12-7-1	6-2-1	6-5	0-0	Jacksonville State (Ala.)	13-20	3-8	5-12	5-1
Augustana (S.D.)	1-0	0-0	0-0	1-0	Kennesaw State (Ga.)	0-1	0-0	0-0	0-1
Aurora University (Ill.)	3-0	3-0	0-0	0-0	Kentucky State	11-0	11-0	0-0	0-0
Austin Peay State (Tenn.)	10-4	4-3	6-1	0-0	Kentucky Wesleyan	8-2	8-2	0-0	0-0
Barry (Fla.)	0-1	0-0	0-0	0-1	Lakeland College	3-0	3-0	0-0	0-0
Belhaven (Miss.)	4-1	2-0	2-1	0-0	Lamar University	1-0	0-0	0-0	1-0
Bellarmino (Ky.)	23-4	20-4	3-0	0-0	Lambuth (Tenn.)	23-6	18-2	5-4	0-0
Belmont (Tenn.)	11-2	8-1	3-1	0-0	Lee (Tenn.)	3-1	2-1	0-0	1-0
Bethel (Tenn.)	11-0	7-0	4-0	0-0	LeMoyne-Owen (Tenn.)	7-1	6-1	1-0	0-0
Birmingham Southern	6-2	4-1	2-1	0-0	Lewis (Ill.)	1-0	0-0	0-0	1-0
Butler (Ind.)	2-0	2-0	0-0	0-0	Lincoln (Mo.)	9-0	9-0	0-0	0-0
California, Pa	2-1	2-1	0-0	0-0	Lincoln Memorial (Tenn.)	42-13	23-6	19-7	0-0
Cameron (Okla.)	2-0	2-0	0-0	0-0	Lindenwood (Mo.)	3-0	3-0	0-0	0-0
Campbellsville (Ky.)	4-2	4-2	0-0	0-0	Lipscomb (Tenn.)	11-1	6-0	5-1	0-0
Carson- Newman (Tenn.)	0-2	0-1	0-0	0-1	Longwood College (Va.)	0-2	0-0	0-0	0-2
Catawba (N.C.)	2-1	2-1	0-0	0-0	Louisiana College	2-0	0-0	2-0	0-0
Centenary (La.)	1-0	0-0	0-0	1-0	Lynn University (Fla.)	0-2	0-0	0-0	0-2
Central Arkansas	9-2	7-1	0-1	2-0	Mars Hill (N.C.)	3-0	3-0	0-0	0-0
Central Missouri State	0-1	0-0	0-1	0-0	Martin Methodist (Tenn.)	20-1	12-1	8-0	0-0
Central Oklahoma	1-3	1-3	0-0	0-0	Maryville (Mo.)	2-0	2-0	0-0	0-0
Christian Brothers	35-2	15-0	18-2	2-0	McNeese College	1-1	0-0	1-1	0-0
Clark-Atlanta (Ga.)	2-0	2-0	0-0	0-0	Memphis State (Tenn.)	1-4	0-1	1-3	0-0
Columbus State (Ga.)	2-5	0-1	1-4	1-0	Middle Tenn. State	4-8	3-2	1-6	0-0
Concordia	6-0	6-0	0-0	0-0	Millsaps (Miss.)	1-0	0-0	1-0	0-0
Cumberland (Tenn.)	12-7-1	10-3	2-4-1	0-0	Mississippi	1-6	0-0	1-6	0-0
Delta State (Miss.)	36-42	19-15	12-21	5-6	Mississippi College	29-7	12-3	17-4	0-0
Detroit (Mich.)	1-0	0-0	0-0	1-0	Mississippi State	2-6	0-0	2-6	0-0
Drury (Mo.)	3-0	3-0	0-0	0-0	Mississippi Valley	19-1	10-0	9-1	0-0
Elon (N.C.)	0-1	0-1	0-0	0-0	Missouri-St. Louis	3-0	2-0	0-0	1-0
Eckerd (Fla.)	1-4	0-0	0-4	1-0	Missouri Western	5-1	5-1	0-0	0-0
Faulkner (Ala.)	17-4	11-2	6-2	0-0	Montevallo (Ala.)	44-23	24-10	19-11	2-1
Ferris State (Mich.)	6-0	6-0	0-0	0-0	Murray State (Ky.)	0-2	0-2	0-0	0-0
Florida Southern	0-3	0-0	0-3	0-0	Nebraska-Kearney	1-2	1-2	0-0	0-0
Fort Hays State (Kan.)	3-1	3-0	0-0	0-1	New Orleans (La.)	3-0	3-0	0-0	0-0
Freed Hardeman (Tenn.)	13-3	7-1	6-2	0-0	Nicholls State (La.)	0-1	0-0	0-1	0-0
Goshen (Ind.)	3-0	3-0	0-0	0-0	Northern Illinois	1-1	1-1	0-0	0-0
Grand Valley St. (Mich.)	0-1	0-0	0-0	0-1	Northern State	2-0	2-0	0-0	0-0

RECORD VS. ALL OPPONENTS (since 1984)

<i>Opponent</i>	<i>Overall</i>	<i>Home</i>	<i>Away</i>	<i>Neutral</i>
	<i>W-L</i>	<i>W-L</i>	<i>W-L</i>	<i>W-L</i>
N. W. Missouri St.	2-0	2-0	0-0	0-0
Olivet Nazarene	8-1	8-1	0-0	0-0
Ouachita Baptist (Ark.)	15-22	7-9	7-13	1-0
Quincy (Ill.)	19-6	19-6	0-0	0-0
Rhodes College (Tenn.)	2-0	0-0	2-0	0-0
Rockford College	2-0	2-0	0-0	0-0
Rockhurst	0-1	0-0	0-0	0-1
Samford (Ala.)	11-1	8-0	3-1	0-0
Shorter (Ga.)	2-1	2-1	0-0	0-0
Sienna Heights (Mich.)	17-1	17-1	0-0	0-0
Sioux Falls (S.D.)	1-0	0-0	0-0	1-0
Southeast Missouri St.	2-0	2-0	0-0	0-0
SE Oklahoma State	2-0	2-0	0-0	0-0
Southern Arkansas	10-9	7-4	1-2	2-3
S. Illinois-Edwardsville	4-2	4-1	0-0	0-1
St Leo (Fla.)	4-0	0-0	3-0	1-0
Spalding (Ky.)	4-2	3-1	1-1	0-0
Stillman (Ala.)	0-1	0-1	0-0	0-0
Talladega (Ala.)	2-0	2-0	0-0	0-0
Tennessee-Martin	26-9	13-3	12-4	1-2
Tennessee Tech	7-0	4-0	3-0	0-0
Tennessee Wesleyan	7-2	3-1	4-1	0-0
Trevecca (Tenn.)	24-4-2	13-3	11-1-2	0-0
Troy (Ala.)	2-11	0-1	2-9	0-1
Tuskegee (Ala.)	3-1	0-0	3-1	0-0
Union (Ky.)	2-0	2-0	0-0	0-0
Union (Tenn.)	46-9	30-2	15-7	0-0
Urbana	2-0	2-0	0-0	0-0
Valdosta State (Ga.)	41-47	20-20	20-22	1-5
Virginia Intermont	4-0	4-0	0-0	0-0
Wayne State (Neb.)	3-0	3-0	0-0	0-0
West Alabama	55-38	35-10	20-27	0-0
West Florida	33-29	18-11	14-17	1-1
West Georgia	53-20	28-6	20-14	5-0
West Virginia State	1-0	0-0	0-0	1-0
William Carey (Miss.)	0-1	0-0	0-1	0-0
Wisconsin-Parkside	1-0	0-0	0-0	1-0
Wisconsin-Plattville	2-0	2-0	0-0	0-0
Wright State (Ohio)	1-1	1-1	0-0	0-0
Xavier (Ohio)	1-0	0-0	0-0	1-0
TOTALS	1073-495	673-197	348-255	53-41



Dylan Boston



Josh Carpenter

Ties: 1984-Samford, 1985-Belmont, 1986-Mississippi College, 1987-Tennessee-Martin, 1988-Middle Tennessee State, 1992-Lambuth, 1993-Livingston, Talladega, 1997-Belhaven, 2000-Cumberland, 2004-Trevecca, 2007-Trevecca, 2013-Auburn-Montgomery

TEAM RECORDS

TEAM - GAME (Batting)

MOST AT BATS:

55 vs. West Florida, March 9, 1997 (Home)

MOST HITS:

31 vs. West Florida, March 9, 1997 (Home)

MOST RUNS SCORED:

32 vs. Tuskegee, April 5, 2006 (Away), Won 32-3

MOST BASES ON BALLS :

15 vs. Valdosta State on April 5, 1998 (Away)

MOST STOLEN BASES:

18 vs. Lincoln University (Mo.), March 16, 1992 (Home)

MOST STOLEN BASE ATTEMPTS:

19 vs. Lincoln University (Mo.), Mar. 16, 1992 (Home)

MOST STOLEN BASES, BOTH TEAMS:

18 vs. Lincoln University (Mo.), Mar. 16, 1992, UNA 18, Lincoln 0 (Home)

MOST STOLEN BASES IN AN INNING: 7 in the sixth inning vs. Lincoln University (Mo.), Mar. 16, 1992 (Home)

MOST RUNNERS LEFT ON BASE:

17 vs. Grand Valley State in 1985 (NCAA Regional at Cleveland, Miss.); 17 vs. Valdosta State in 2012 (GSC Tournament)

FEWEST HITS IN A GAME:

0 vs. Jacksonville State in 1975 (Roger Mayo pitching for JSU)

WIDEST MARGIN OF VICTORY:

29 vs. Tuskegee, April 5, 2006 (won 32-3, away)

MOST RUNS SCORED IN AN INNING:

15 vs. Tuskegee, April 5, 2006 (Away)

MOST HITS IN AN INNING:

15 vs. West Florida, March 9, 1997 (Home), Won 24-6

MOST BATTERS IN AN INNING:

20 vs. West Florida, March 9, 1997 (Home) won 24-6

MOST CONSECUTIVE BATTERS TO REACH BASE:

14 vs. West Florida, March 9, 1997 (Home) won 24-6

TEAM - SEASON (Batting)

MOST GAMES:

58 in 2006 (won 38, lost 20), 1985 (won 46, lost 11, tied 1), 1995 (won 43, lost 15), 2005 (won 39, lost 19)

MOST WINS:

46 in 1985 (lost 11, tied 1)

MOST CONSECUTIVE WINS:

16 in 1985

MOST LOSSES:

26 in 1976 (won 15)

MOST CONSECUTIVE LOSSES:

16 in 1976

BEST WINNING PERCENTAGE:

.807 in 1985 (won 46, lost 11, tied 1)

MOST WINS AT HOME:

32 in 1999 (lost 5)

MOST ROAD WINS:

26 in 1985 (lost 5, tied 1)

MOST GSC WINS:

17 in 2005 (lost 4)

MOST GSC LOSSES:

12 in 1981 (won 6)

MOST AT BATS:

1,862 in 57 games, 1999

MOST RUNS SCORED:

494 in 57 games, 1999

MOST RUNS SCORED PER GAME:

9.86 in 1998 (493 in 50 games)

MOST HITS:

641 in 58 games, 2006

MOST EXTRA BASE HITS:

217 in 57 games, 1999

MOST SINGLES:

461 in 58 games, 1995

MOST DOUBLES:

142 in 57 games, 1999

MOST TRIPLES:

25 in 58 games, 1985

MOST HOME RUNS:

63 in 57 games, 1999

MOST TOTAL BASES:

980 in 57 games, 1999



Josh Graham

BEST BATTING AVERAGE:

.363 in 1998 (583 hits in 1,604 at bats)

MOST BASES ON BALLS:

335 in 58 games, 1985

MOST STOLEN BASES:

260 in 58 games, 1985 (302 attempts)

MOST STOLEN BASE ATTEMPTS:

302 in 58 games, 1985 (made 260)

MOST TIMES TO STRIKE OUT:

330 in 57 games, 2012

MOST TOTAL SACRIFICES:

108 in 58 games, 2006

MOST SACRIFICE FLIES:

38 in 58 games, 2006

MOST SACRIFICE BUNTS:

74 in 50 games, 2008; 74 in 57 games, 2012

MOST TIMES HIT BY A PITCH:

75 in 51 games, 2011

TEAM - GAME (Fielding)

MOST ERRORS:

9 vs. Columbus State, 2007

TEAM - SEASON (Fielding)

MOST PUTOUTS:

1,405 in 58 games, 2005

MOST ASSISTS:

629 in 57 games, 1999

MOST ERRORS:

126 in 53 games, 1984

MOST TOTAL CHANCES:

2,124 in 57 games, 1999


BEST FIELDING PERCENTAGE:

.970 in 2013, 1,225 PO, 511 Asst., 54 errors


MOST DOUBLE PLAYS:

49 in 57 games, 2012

TEAM RECORDS



Harry Selton



George Mianowski



Trey Mitchell

TEAM - GAME (Pitching)

MOST STRIKEOUTS:
18 vs. Quincy on Feb. 26, 2012

TEAM - SEASON (Pitching)

MOST WINS:
46 in 58 games, 1985 (lost 11, tied 1)

MOST COMPLETE GAMES:
22 in 53 games, 1984; 22 in 56 games, 1997

MOST SHUTOUTS:
9 in 58 games, 2006

MOST SAVES:
16 in 57 games, 1999; 16 in 58 games, 1995; 16 in 57 games, 2012

MOST INNINGS PITCHED:
468.1 in 58 games, 2005

MOST BATTERS FACED:
2,083 in 58 games, 2005

MOST RUNS ALLOWED:
298 in 54 games, 2007

MOST EARNED RUNS ALLOWED:
248 in 54 games, 2007

MOST HITS ALLOWED:
464 in 58 games, 2005

MOST STRIKEOUTS:
376 in 57 games, 2012

MOST WALKS:
200 in 58 games, 1985

MOST BATTERS HIT BY PITCHES:
82 in 58 games, 2006

MOST RELIEF APPEARANCES:
94 in 58 games, 2005


BEST EARNED RUN AVERAGE:
2.66 in 48 games, 1990

TEAM MISCELLANEOUS


CONSECUTIVE GAMES SCORED IN:
175 from 1995-1999. Previous record was 118 from 1989-91.

LAST TIME SHUTOUT:
May 6, 2013 vs. West Georgia, 2-0 in GSC Tournament.

VICTIM OF TRIPLE PLAY:
Feb. 25, 2001 vs. Christian Brothers and March 29, 2002 at Alabama-Huntsville



Jim Czajkowski



Marty Wheeler



A.J. Reed

INDIVIDUAL RECORDS

INDIVIDUAL - GAME (Batting)

MOST RUNS SCORED:

5 by Cedric Landrum vs. West Alabama in 1985 (Home), 5 by Chris Fears vs. Bellarmine on Feb. 12, 2000, 5 by Chris Fears vs. Lincoln Memorial on March 18, 2000, 5 by Josh Willingham vs. Montevallo on May 7, 2000, 5 by Adam Wheeler vs. Christian Brothers Feb. 16, 2002 (Away), 5 by Adam Wheeler vs. Northern State on March 10, 2002 (Home), 5 by Chad McCoy vs. Lincoln Memorial on March 16, 2003, 5 by Andrew Knerr, Eddie Gullen and Aaron Hauser vs. Tuskegee, April 5, 2006 (Away)

MOST HITS:

5 by Sam Lee vs. Alabama A&M on March 4, 1998; Mark Krumbach vs. Wisconsin-Platteville in 1986 (Home); Darren Taylor vs. Armstrong State on May 18, 1991 at NCAA South Atlantic Regional at Savannah, Ga.; Rob Nixon vs. Mississippi College on April 12, 1992 (Away); Josh Willingham vs. West Virginia State on May 23, 1999 at the NCAA Baseball Championship; Josh Willingham vs. Lincoln Memorial on March 18, 2000; Chris Fears vs. Lincoln Memorial on March 18, 2000; Adam Wheeler vs. Christian Brothers on Feb. 16, 2002 (Away); James Barksdale at Lincoln Memorial on April 10, 2005; Aaron Hauser and Andrew Knerr vs. Tuskegee on April 5, 2006; James Barksdale vs. Henderson State on March 28, 2006; Josh Phillips vs. Southern Arkansas on May 8, 2006; Qualon Millender vs. Delta State on March 3, 2009 (Away)

MOST AT BATS:

8 by Cedric Landrum vs. Grand Valley State in 1985; 8 by Blake Rosson vs. Grand Valley State in 1985.

MOST DOUBLES: 4 by Brian Jenkins vs. Harding on Feb. 8, 2004

MOST HOME RUNS:

3 by Eddie Serrano vs. Tennessee-Martin in 1986 (Away); by Alan Pate vs. West Florida, April 8, 1995; by Michael Searcy vs. Alabama-Huntsville, March 31, 2001; by Jonas Bailey vs. Christian Brothers (Away), March 12, 2003; by Casey Miller vs. Lambuth, April 1, 2003 (Away)

MOST RBI:

8 by Jeffery Ritter vs. Ark.-Monticello, Feb. 9, 2008; J.D. Ramirez vs. Kentucky State in 1987 (Home); Tommy Buckner vs. Freed-Hardeman on March 8, 1993 (Away); Josh Willingham vs. Lincoln Memorial on March 18, 2000; Jonas Bailey vs. Christian Brothers (Away), March 12, 2003

MOST STOLEN BASES:

5 by Greg Bowles vs. Miss. College, April 4, 1990; by Rick Chavez vs. Miss. Valley, April 11, 1985; by Greg Bowles vs. Lincoln Memorial (Home), Feb. 16, 1992; by Terry Jones vs. Lincoln University (Mo.), Mar. 16, 1992 (Home); by Josh Doyle vs. Montevallo, Feb. 15, 2012 (Home)

MOST SACRIFICE HITS:

3 by Wil Fuller vs. Tennessee-Martin in 1972, 3 by Job Fugice vs. West Alabama on May 11, 2005

MOST TIMES HIT BY A PITCH:

4 by Eddie Gullen vs. Tuskegee (Away) 2006

MOST AT BATS IN A INNING:

3 by David Shelton vs. West Florida, April 9, 1995; 3 by Matt Harper and Dion Newby vs. West Florida, April 9, 1995 (Home)

HITTING FOR THE CYCLE:

Mike Klug vs. Union, March 4, 2004 (Home); Sam Lee vs. Trevecca, Feb. 18, 1997 (Home); J.D. Ramirez vs. Kentucky State, 1987

MOST POSITIONS PLAYED IN ONE GAME:

(7 innings) 4 by David Matt vs. Samford in 1987 (Home). Played 1st Base, 2nd Base, 3rd Base and left field.

INDIVIDUAL - GAME (Pitching)

MOST STRIKEOUTS:

16 by Chad Boughner vs. Quincy, Feb. 26, 2012 (Home)

LONGEST COMPLETE GAME:

11 innings by Paul O'Hearn vs. Northern Illinois, 1994 (won 7-6)

CONSECUTIVE STRIKEOUTS:

8 by Vic Sterlacci vs. Mississippi Valley on April 1, 1991 (Home)

MOST BATTERS HIT BY PITCHES:

7 by Chuck Ashcraft vs. Livingston on March 21, 1987 (Away)

CONSECUTIVE BATTERS HIT BY PITCHES:

5 by Chuck Ashcraft vs. Livingston on Mar. 21, 1987 (Away)

RECENT NO HITTERS:

Trey Mitchell vs. West Florida on March 20, 2010 (Away); Mike Colacchio vs. West Georgia on March 20, 2004 (Home); Duite Welch vs. West Georgia on March 25, 2000 (Home); Brian Shollenberger vs. Wayne State (Neb.) March 9, 1995 (Home); Ken Head vs. Rockford on March 19, 1990 (Home)

INDIVIDUAL - SEASON (Batting)

HIGHEST BATTING AVERAGE:

(minimum 100 at bats) .521 by Sam Lee in 50 games, 1998 (87 hits in 167 at bats).

MOST AT BATS:

241 by James Barksdale in 58 games, 2006

MOST HITS:

105 by James Barksdale in 58 games, 2006 (241 at bats)

MOST RUNS SCORED:

79 by Cedric Landrum in 50 games, 1985

MOST RBI:

86 by Josh Willingham in 57 games, 1999

MOST DOUBLES:

26 by Josh Willingham in 57 games, 1999

MOST TRIPLES:

10 by Harry Shelton in 51 games, 1986

MOST HOME RUNS:

17 by Mike Burns in 55 games, 1989; D.J. Harris in 55 games, 1993

MOST GRAND SLAMS:

3 by Josh Willingham, 1999

MOST BASES ON BALLS:

47 by Josh Willingham, 2000

MOST TIMES HIT BY A PITCH:

28 by Josh Cyr in 51 games, 2011

MOST STOLEN BASES:

69 by Cedric Landrum in 50 games, 1985

MOST STOLEN BASES ATTEMPTS:

75 by Cedric Landrum in 50 games, 1985

MOST SUCCESSFUL CONSECUTIVE STOLEN BASES ATTEMPTS:

60 by David Shelton in 57 games, 1995

MOST TOTAL BASES:

164 by Josh Willingham in 57 games, 1999

MOST SACRIFICE BUNTS:

22 by Josh Doyle, 2012

MOST SACRIFICE FLIES:

18 by Dale Mathis, 1972

BEST ON BASE PERCENTAGE:

.585 by Josh Willingham in 57 games, 1999

BEST SLUGGING PERCENTAGE:

.863 by Josh Willingham in 57 games, 1999

MOST CONSECUTIVE GAMES WITH ONE OR MORE HITS:

23 by Rusty Smith in 1989 & 23 by Mark Enders in 2003

HITS IN CONSECUTIVE AT BATS:

10 by Chad McCoy, 2003

CONSECUTIVE TIMES TO REACH BASE:

15 by Douglas Hargett, 2002 (8 hits, 6 BB, 1 HBP)

MOST GAMES PLAYED:

58 by Harry Shelton, 1985; Alan Pate, Marvella Moore and Sean Gerard in 1995; James Barksdale and Aaron Hauser in 2005; James Barksdale and Aaron Hauser in 2006.

INDIVIDUAL RECORDS

INDIVIDUAL - SEASON (Fielding - since 1984)

MOST PUTOUTS:

463 by Steve Kosa in 1999

MOST ASSISTS:

164 by Josh Willingham in 1999

MOST ERRORS:

32 by Mark Krumback in 1986, 32 by Rusty Smith in 1992

INDIVIDUAL - SEASON (Pitching)

MOST APPEARANCES:

34 by Marty Wheeler, 1995 (0 starts, 34 relief)

MOST WINS:

12 by Trey Mitchell in 2011 (lost 2)

BEST RECORD:

(10 decisions) 11-1 by Robert Lopez in 1985 (.917 pct.)

BEST RECORD:

(less than 10 decisions) 8-0 by Kent Sullivan in 1991 (1.000 pct.)

MOST DEFEATS:

7 by Robert Lopez in 1984 (won 9); Pat Allison in 2006 (won 6); Johnny Hornbuckle in 2012 (won 7)

BEST WON-LOSS PERCENTAGE:

1.000 by George Mianowski in 1996 (9-0)

MOST COMPLETE GAMES:

11 by Robert Lopez in 1984 (15 starts)

MOST STARTS:

16 by Chad Boughner in 2012

MOST RELIEF APPEARANCES:

34 by Marty Wheeler, 1995 (0 starts, 34 relief)

MOST SAVES:

12 by Matt Greenwood in 1999; Ben Seabrook in 2012

LOWEST EARNED RUN AVERAGE:

0.68 by Kent Sullivan in 1991

MOST INNINGS PITCHED:

114.2 by Chad Boughner in 2012

CONSECUTIVE SCORELESS INNINGS PITCHED:

24.0 by Jim Czajkowski in 1986

MOST STRIKEOUTS:

115 by Chad Boughner in 2012 (114.2 innings)

MOST STRIKEOUTS PER 9 INNINGS:

12.1 by Darrell Cantrell in 1978 (109 in 81 innings)

MOST WALKS:

43 by Brian Jenkins in 2005 (90.0 innings)

MOST SHUTOUTS:

3 by Don Littleton in 1958; 3 by Michael Watkins in 2013

MOST BATTERS HIT:

32 by Brian Jenkins in 2005 (90.0 innings)

MOST PICK-OFFS:

15 by Ferenc Jongejan in 2000



Cedric Landrum

INDIVIDUAL - CAREER (Batting)

HIGHEST BATTING AVERAGE:

.449 by Sam Lee, 1997-98 (151 hits in 336 at bats)

MOST AT BATS:

666 by James Barksdale, 2004-06

MOST HITS:

261 by James Barksdale, 2004-06

MOST RUNS SCORED:

197 by Cedric Landrum, 1982-85

MOST RUNS BATTED IN:

186 by Alan Pate, 1993-96

MOST DOUBLES:

62 by Douglas Hargett, 1999-02

MOST TRIPLES:

15 by Harry Shelton, 1984-86

MOST HOME RUNS:

34 by Alan Pate, 1993-96

MOST GRAND SLAMS:

5 by Josh Willingham, 1998-00

HIGHEST ON-BASE PERCENTAGE:

.579 by Sam Lee in 1998 (50 Games)

MOST BASES ON BALLS:

127 by Josh Cyr, 2010-13

MOST STOLEN BASES:

150 by Cedric Landrum, 1982-85 (167 attempts in 163 games)

MOST STOLEN BASE ATTEMPTS:

167 by Cedric Landrum, 1982-85 (made 150 in 163 games)

MOST TOTAL BASES:

380 by Douglas Hargett, 1999-02

MOST SACRIFICE BUNTS:

44 by Brock Beck, 2001-04

MOST GAMES PLAYED:

210 by Josh Cyr, 2010-13

MOST CONSECUTIVE GAMES PLAYED:

162 by Harry Shelton, 1984-86

MOST GAMES STARTED:

208 by Josh Cyr, 2010-13

MOST TIMES HIT BY PITCH:

71 by Josh Cyr, 2010-13

INDIVIDUAL - CAREER (Fielding - since 1984)

MOST PUTOUTS:

1,457 by Josh Cyr, 2010-13

MOST ASSISTS:

423 by Brock Beck, 2001-04

MOST ERRORS:

60 by Brock Beck, 2001-04

MOST CHANCES:

1,594 by Josh Cyr, 2010-13

INDIVIDUAL - CAREER (Pitching)

MOST APPEARANCES:

82 by Cory Kroeger, 2003-06

MOST WINS:

31 by Chad Boughner, 2009, 11-13 (lost 13)

BEST RECORD:

(20 decisions) 19-2 by George Mianowski, 1996-97 (.904 pct.)

BEST RECORD:

(15 decisions) 15-2 by Kent Sullivan, 1990-91 (.882 pct.)

MOST STARTS:

52 by Chad Boughner, 2009, 11-13

MOST COMPLETE GAMES:

21 by Robert Lopez, 1984-85

MOST CONSECUTIVE WINS:

15 by George Mianowski, 1996-97

MOST RELIEF APPEARANCES:

73 by Cory Kroeger, 2003-06

MOST INNINGS PITCHED:

331.0 by Chad Boughner, 2009, 11-13

MOST STRIKEOUTS:

280 by Chad Boughner, 2009, 11-13

MOST SAVES:

15 by Joe Martinez, 1990, 91, 93; 15 by Marty Wheeler, 1993-96; Matt Greenwood 1999-00

YEAR-BY-YEAR UNA LEADERS

AT BATS

1984	Rick Chavez	178
1985	Harry Shelton	184
1986	Mark Krumback	172
1987	Mark Krumback	185
1988	J.D. Ramirez	169
1989	Mike Burns	187
1990	Rusty Smith	160
1991	Rusty Smith	148
1992	Greg Bowles	166
1993	D.J. Harris	176
1994	Sean Gerrard	149
1995	Marvelle Moore	219
1996	Chad Hall	146
1997	Alberto Morales	205
1998	Sam Lee	167
1999	Steve Kosa	212
2000	Chris Fears	205
2001	Michael Searcy	169
2002	Brandon Kizer	194
2003	Mark Enders	184
2004	Mark Enders	204
2005	James Barksdale	240
2006	James Barksdale	241
2007	Josh Phillips	208
2008	Jeffery Ritter	174
2009	Qalon Millender	178
2010	Chase Porch	195
2011	J.P. LaMunyon	190
2012	Josh Carpenter	208
2013	Dylan Boston	193

HITS

1984	Rick Chavez	66
1985	Cedric Landrum	72
1986	Mark Krumback	65
1987	J. D. Ramirez	63
1988	J. D. Ramirez	66
1989	Mike Burns	63
1990	Greg Bowles	58
1991	Rusty Smith	45
1992	Greg Bowles	62
1993	D. J. Harris	68
1994	Sean Gerrard	49
1995	Jeff Foote	79
1996	Chad Hall	60
1997	Alberto Morales	76
1998	Sam Lee	87
1999	Josh Willingham	93
2000	Chris Fears	83
2001	Douglas Hargett	73
2002	Brandon Kizer	75
2003	Mark Enders	72
2004	Mark Enders	73
2005	Mike Klug	76
2006	James Barksdale	105
2007	Josh Phillips	81
2008	Jeffery Ritter	72
2009	Qalon Millender	65
	Trey Pollard	65
2010	Chase Porch	73
2011	J.P. LaMunyon	72
2012	Michael Schmidt	78
2013	Dylan Boston	68

BATTING AVERAGE

1984	Rick Chavez	.371
1985	Rick Chavez	.443
1986	Eddie Serrano	.386
1987	Robert Maracigan	.352
1988	J. D. Ramirez	.391
1989	Rusty Smith	.455
1990	Dan Bock	.412
1991	Darren Taylor	.333
1992	Greg Bowles	.373
1993	D. J. Harris	.386
1994	David Shelton	.360
1995	Jeff Foote	.446
1996	Alan Pate	.412
1997	Neill Jobe	.396
1998	Sam Lee	.521
1999	Josh Willingham	.489
2000	Josh Willingham	.420
2001	Douglas Hargett	.445
2002	Douglas Hargett	.411
2003	Jake Tippee	.414
2004	Job Fugice	.378
2005	James Barksdale	.388
2006	James Barksdale	.436
2007	Daniel Johnson	.394
2008	Josh Graham	.420
2009	Trey Pollard	.414
2010	Kevin Williams	.388
2011	Dale Ricketts	.381
2012	Michael Schmidt	.377
2013	Jake Ward	.397

RUNS SCORED

1984	Cedric Landrum	51
1985	Cedric Landrum	79
1986	Harry Shelton	58
1987	J. D. Ramirez	50
1988	Joe Blakey	44
1989	Mike Burns	59
1990	Greg Bowles	59
1991	Craig Bryant	37
1992	Terry Jones	50
1993	D. J. Harris	59
1994	Rob Nixon	49
1995	Jeff Foote	60
1996	Alan Pate	49
1997	Alberto Morales	56
1998	Mack Snell	61
1999	Josh Willingham	76
2000	Chris Fears	76
2001	Michael Searcy	52
2002	Adam Wheeler	61
2003	Mark Enders	56
2004	Mark Enders	61
2005	Mike Klug	70
2006	James Barksdale	67
2007	Josh Phillips	70
2008	Qalon Millender	49
2009	Qalon Millender	60
2010	Chase Porch	45
2011	Michael Schmidt	56
2012	Michael Schmidt	56
2013	Josh Cyr	42

RUNS BATTED IN

1984	Rick Chavez	46
1985	Harry Shelton	53
1986	Mark Krumback	49
	Harry Shelton	49
1987	J. D. Ramirez	59
1988	J. D. Ramirez	55
1989	Mike Burns	69
1990	Mike Burns	42
1991	Darren Taylor	29
1992	Rusty Smith	36
1993	D. J. Harris	65
1994	Dennis Castro	45
1995	Alan Pate	72
1996	Alan Pate	55
1997	Sam Lee	60
1998	Sam Lee	68
1999	Josh Willingham	86
2000	Josh Willingham	75
2001	Douglas Hargett	54
2002	Douglas Hargett	55
2003	Jake Tippee	51
2004	Mark Enders	52
2005	Mike Klug	52
2006	Aaron Hauser	58
2007	Josh Graham	42
2008	Josh Graham	52
2008	Jeffery Ritter	52
2009	Jeffery Ritter	47
2010	Chase Porch	45
2011	Jake Sloan	51
2012	Josh Cyr	51
2013	Dylan Boston	43

HOME RUNS

1984	Rick Chavez	6
	Pete Rodi	6
1985	Cedric Landrum	8
1986	Harry Shelton	9
1987	Brian Colwill	9
1988	J. D. Ramirez	11
1989	Mike Burns	17
1990	Mike Burns	8
1991	Darren Taylor	2
	Craig Bryant	2
	Brad Ivy	2
1992	Steve Lentz	5
	Rusty Smith	5
1993	D. J. Harris	17
1994	Rob Giannola	8
1995	Alan Pate	15
1996	Alan Pate	10
1997	Sam Lee	12
1998	Steve Kosa	12
1999	Josh Willingham	15
2000	Josh Willingham	13
2001	Douglas Hargett	9
	Michael Searcy	9
	Jeff Cochran	9
2002	Douglas Hargett	9
2003	Jonas Bailey	9
2004	Mike Klug	9
2005	Mike Klug	14
2006	Steven Agee	14
2007	Josh Graham	9
2008	Josh Graham	8
2009	Jeffery Ritter	7

2010	Kevin Williams	8
2011	Jake Sloan	7
	Josh Cyr	7
2012	Josh Cyr	10
2013	Dylan Boston	5

TRIPLES

1984	Pete Rodi	2
	Bar Cregeen	2
	Randy Kelley	2
	Cedric Landrum	2
1985	Cedric Landrum	4
	Harry Shelton	4
1986	Harry Shelton	10
1987	J. D. Ramirez	8
1988	Robert Maracigan	2
	Billy Terrell	2
	J. D. Ramirez	2
	Mike Peter	2
1989	Rusty Smith	5
1990	Dan Bock	6
1991	Craig Bryant	3
1992	Greg Bowles	4
1993	Rodney Manghum	4
1994	Sean Gerrard	2
	Chad Hall	2
	Ryan Patterson	2
1995	Darrio Green	5
1996	Alan Pate	3
	Percy Jones	3
1997	Mack Snell	3
1998	David Houseton	3
1999	Steve Kosa	4
2000	Nick Mockabee	5
2001	Michael Searcy	3
2002	Bryan Swift	2
2003	Mark Enders	6
2004	Mike Klug	7
2005	James Barksdale	6
2006	James Barksdale	7
2007	Josh Phillips	6
2008	Qalon Millender	3
	Trey Pollard	3
2009	Qalon Millender	5
2010	Jared Mothershed	3
2011	J.P. LaMunyon	3
2012	Michael Schmidt	3
2013	Jake Ward	2

YEAR-BY-YEAR UNA LEADERS

DOUBLES

1984	Pete Rodi	2
	Bart Cregeen	2
	Randy Kelley	2
	Cedric Landrum	2
1985	Cedric Landrum	4
	Harry Shelton	4
1986	Harry Shelton	10
1987	J. D. Ramirez	8
1988	Robert Maracigan	2
	Billy Terrell	2
	J. D. Ramirez	2
	Mike Peter	2
1989	Rusty Smith	5
1990	Dan Bock	6
1991	Craig Bryant	3
1992	Greg Bowles	4
1993	D. J. Harris	16
1994	Alan Pate	13
1995	Alan Pate	21
1996	Alan Pate	12
1997	Sam Lee	19
1998	Sam Lee	18
1999	Josh Willingham	26
2000	Corey Murks	23
2001	Douglas Hargett	15
2002	Douglas Hargett	20
2003	Jake Tippee	17
2004	Mark Enedrs	19
2005	Mike Klug	25
2006	Steven Agee	18
2007	Josh Phillips	17
2008	Jeffery Ritter	15
	Josh Graham	15
2009	Colin Murphy	16
2010	Chase Porch	11
2011	Jake Sloan	20
2012	Michael Schmidt	19
2013	Dylan Boston	22

BASES ON BALLS

1984	Harry Shelton	29
1985	Cedric Landrum	40
1986	Blake Rosson	27
1987	Mike Peter	38
1988	Joe Blakely	30
1989	Jon Watkins	33
1990	Greg Bowles	30
1991	Rusty Smith	26
1992	Rusty Smith	41
1993	D.J. Harris	37
1994	Rob Nixon	42
1995	David Shelton	37
1996	Alan Pate	41
1997	Mack Snell	35
1998	Mack Snell	31
1999	Josh Willingham	43
2000	Josh Willingham	47
2001	Nic Mockabee	28
2002	Douglas Hargett	27
2003	Jake Tippee	27
2004	Jake Tippee	29
2005	Mike Klug	37
2006	A.J. Reed	43
2007	A.J. Reed	34
2008	Jeffery Ritter	25
2009	Collin Murphy	16
2010	Blake Stroth	39
2011	Michael Schmidt	39
2012	Michael Schmidt	42
2013	Josh Cyr	44

HIT BY PITCH

1984	Britt Richards	4
1985	Cedric Landrum	4
	Britt Richards	4
	Pete Rodi	4
1986		
1987	David Matt	4
1988	Mike Madej	10
1989	Mike Madej	9
1990	Jerry Mitchum	6
1991	Bobby Barton	3
	John Mahalik	3
	Craig LaLonde	3
1992	Brian Riniolo	3
1993	Rodney Mangham	11
1994	Dennis Cast ro	5
1995	Omar Johnson	23
1996	Omar Johnson	10
1997	Mack Snell	12
1998	Mack Snell	12
1999	Josh Willingham	12
2000	Josh Willingham	14
2001	Vito Redman	10
2002	Chad McCoy	12
2003	Chad McCoy	19
2004	Mike Klug	8
	Jake Tippee	8
2005	Aaron Hauser	10
2006	Eddie Gullen	11
	Steven Agee	11
2007	Matt Horton	13
2008	Matt Horton	11
2009	Jeffery Ritter	14
	Dewayne Gunn	14
2010	Josh Cyr	19
2011	Josh Cyr	28
2012	Josh Cyr	11
2013	Josh Cyr	13

STOLEN BASES

1984	Cedric Landrum	35
1985	Cedric Landrum	69
1986	Mark Krumback	31
1987	Mark Krumback	31
	Joe Blakey	31
1988	Joe Blakey	46
1989	Mike Madej	30
	Billy Terrell	30
1990	Greg Bowles	48
1991	Craig Bryant	22
1992	Greg Bowles	33
1993	Terry Jones	35
1994	David Shelton	19
1995	David Shelton	59
1996	Dion Newby	22
1997	Sam Lee	18
1998	Steve Carslon	25
1999	Denny Paganelli	39
2000	Chris Fears	49
2001	Vito Redman	22
2002	Adam Wheeler	30
2003	Jonas Bailey	25
2004	Mike Klug	20
2005	James Barksdale	40
2006	James Barksdale	59
2007	Josh Phillips	34
2008	Qualon Millender	20
2009	Qualon Millender	45
2010	Ross Parker	21
	Chase Porch	21
2011	Michael Schmidt	27
2012	Josh Doyle	31
2013	Josh Doyle	27



Josh Doyle



Josh Cyr

YEAR-BY-YEAR UNA LEADERS

WINS

1984	Robert Lopez	9
1985	Robert Lopez	11
1986	Chuck Ashcraft	6
1987	Chuck Ashcraft	8
1988	Jose Martinez	6
1989	Paul Ragland	9
1990	Ken Head	8
1991	Kent Sullivan	8
1992	Chris LeFoy	8
	Sammie Ridley	8
1993	Junior Hoffman	9
1994	Paul O'Hearn	7
1995	Ty Parten	7
1996	George Mianowski	9
1997	George Mianowski	10
1998	David Landers	8
1999	Wally Whidby	10
2000	Duite Welch	11
2001	Daniel Wren	6
2002	Tatum Brown	8
2003	Cory Kroeger	6
	Josh Brandon	6
2004	Sergio Romo	10
2005	Brian Jenkins	10
2006	Richard Brindle	9
2007	Jeff Schafer	8
	Richard Brindle	8
2008	Ryan Miller	6
2009	Chad Boughner	7
2010	Mitch Handley	6
2011	Trey Mitchell	12
2012	Chad Boughner	10
2013	Michael Watkins	7

STRIKEOUTS

1984	Robert Lopez	81
1985	Robert Lopez	88
1986	Chuck Ashcraft	50
1987	Pat Bruce	59
1988	Brad Hunter	48
1989	Paul Ragland	49
1990	Robby Lamar	72
1991	Ken Head	54
1992	Sammie Ridley	102
1993	Blaine Beasley	70
1994	Paul O'Hearn	70
1995	Paul Rogers	65
1996	George Mianowski	66
1997	George Mianowski	84
1998	David Landers	91
1999	Wally Whidby	96
2000	Duite Welch	90
2001	Duite Welch	75
2002	Tatum Brown	54
2003	Cory Kroeger	51
2004	Sergio Romo	102
2005	Brock Hunton	88
2006	Brock Hunton	105
2007	Richard Brindle	85
2008	Jeff Schafer	62
2009	Ryan Miller	59
2010	Trey Mitchell	53
2011	Trey Mitchell	82
2012	Chad Boughner	115
2013	Cade Medley	59

EARNED RUN AVG.

1984	Frankie Turner	2.16
1985	Nick Pignotti	2.21
1986	Jim Czajkowski	1.98
1987	Jesus Rivera	1.93
1988	Jose Martinez	3.44
1989	Brad Hunter	1.94
1990	Joe Martinez	1.41
1991	Kent Sullivan	0.68
1992	Ken Head	1.84
1993	Joe Martinez	2.08
1994	Jim Landers	2.43
1995	Marty Wheeler	2.76
1996	Marty Wheeler	1.69
1997	Brandon Hauck	3.49
1998	Cliff Lord	1.62
1999	Cliff Lord	3.63
2000	Duite Welch	3.03
2001	Tatum Brown	2.91
2002	Jason Pischke	2.59
2003	Cory Kroeger	2.84
2004	Nick Marrs	3.52
2005	Shane Chappell	2.49
2006	Brock Hunton	3.10
2007	Jeff Schafer	3.94
2008	Justin Fleming	3.43
2009	Matt Vandenheuvel	3.50
2010	Patrick Hinton	4.13
2011	Trey Mitchell	2.75
2012	Chad Boughner	2.75
2013	Riley Sanderson	2.79

SAVES

1984	Kent Willis	2
1985	Randy Coe	3
1986	Jim Czajkowski	4
1987	Kevin Ayers	2
1988	Jose Martinez	3
1989	Ken Head	3
1990	Joe Martinez	10
1991	Kent Sullivan	7
1992	Chris LeFoy	2
1993	Joe Martinez	4
1994	Jim Landers	7
1995	Marty Wheeler	8
1996	Marty Wheeler	6
1997	Jamie Byrd	6
1998	Cliff Lord	4
1999	Matt Greenwood	12
2000	Ferenc Jongejan	5
2001	Tatum Brown	3
2002	Jason Pischke	8
2003	Jason Pischke	4
2004	Brian Jenkins	2
2005	Cory Kroeger	5
2006	Ross Black	4
2007	Nick Newberry	4
2008	Ryan Miller	4
2009	Mitch Handley	8
2010	Patrick Hinton	2
	Neil Brown	2
2011	Joel Sessions	5
2012	Ben Seabrook	12
2013	Daymon Eriksen	2
	Ben Seabrook	2

INNINGS PITCHED

1984	Robert Lopez	113.0
1985	Robert Lopez	110.2
1986	Chuck Ashcraft	69.2
1987	Chuck Ashcraft	76.2
1988	Brad Hunter	70.1
1989	Paul Ragland	66.1
1990	Ken Head	68.0
1991	Ken Head	69.0
1992	Sammie Ridley	101.0
1993	Blaine Beasley	72.1
1994	Paul O'Hearn	72.2
1995	Paul Rogers	73.2
1996	George Mianowski	65.1
1997	George Mianowski	96.0
1998	Wally Whidby	78.2
1999	Wally Whidby	109.2
2000	Daniel Wren	97.2
2001	Duite Welch	63.0
2002	Tatum Brown	81.1
2003	Josh Brandon	64.2
2004	Sergio Romo	97.2
2005	Brian Jenkins	90.0
2006	Brock Hunton	104.2
2007	Jeff Schafer	93.2
2008	Branden Tepe	81.0
2009	Justin Fleming	68.0
2010	Mitch Handley	82.0
2011	Trey Mitchell	108.0
2012	Chad Boughner	114.2
2013	Chad Boughner	81.1



Riley Sanderson



Chad Boughner

LION BASEBALL HONORS



ALL-GULF SOUTH CONFERENCE

1973	Stan Steadman	C
1974	Roger Ralph	2B
1974	Stan Steadman	C
1978	Mark Sparks	DH
1980	Bart Cregeen	1B
1980	Jim Carlo	OF
1982	Bart Cregeen	OF
1984	Rick Chavez	SS
1984	Robert Lopez	P
1985	Rick Chavez	SS
1985	Robert Lopez	P
1985	Cedric Landrum	OF
1986	Harry Shelton	OF
1986	Mark Krumback	SS
1987	J. D. Ramirez	2B
1987	Chuck Ashcraft	P
1988	J. D. Ramirez	UTL
1988	Joe Blakey	OF
1989	Mike Burns	UTL
1989	Mike Madej	2B
1989	Dan Bock	OF
1989	Russ Cleveland	P
1990	Robby Lamar	P
1990	Jerry Mitchum	1B
1990	Greg Bowles	OF
1991	Craig Bryant	SS
1991	Kent Sullivan	P
1992	Greg Bowles	OF
1992	Ken Head	P
1992	Chris LeFoy	P
1993	Blaine Beasley	P
1993	D.J. Harris	3B
1993	Kent Scolamiero	2B
1993	Terry Jones	OF
1993	Rodney Mangham	OF
1994	Junior Hoffman	P
1994	Rob Giannola	C
1994	Paul O'Hearn	P
1994	Sean Gerrard	3B
1994	Rob Nixon	OF
1994	Ryan Patterson	UTL
1994	Chad Hall	DH
1994	Jim Landers	RP
1995	Heath Reynolds	P
1995	Chad Hall	C
1995	Marvelle Moore	SS
1995	Alan Pate	1B
1995	Jeff Foote	OF
1995	David Shelton	OF
1995	Darrio Green	DH
1996	Chad Hall	C
1996	Alan Pate	1B
1996	George Mianowski	P
1997	George Mianowski	P

1997	Sam Lee	2B
1997	Alberto Morales	SS
1997	Brandon Hauck	P
1997	Neill Jobe	1B
1998	Sam Lee	2B
1998	Steve Kosa	1B
1998	David Houseton	OF
1998	David Landers	P
1998	Cliff Lord	P
1999	Josh Willingham	SS
1999	Denny Paganelli	OF
1999	Cliff Lord	P
2000	Josh Willingham	SS
2000	Michael Searcy	2B
2000	Denny Paganelli	OF
2000	Chris Fears	OF
2000	Duite Welch	P
2001	Douglas Hargett	1B
2002	Douglas Hargett	1B
2002	Nathan Bowden	SS
2002	Jeff Cochran	OF
2002	Adam Wheeler	OF
2002	Brandon Kizer	DH
2003	Chad McCoy	C
2003	Jake Tippee	1B
2003	Brock Beck	3B
2004	Jake Tippee	1B
2004	Sergio Romo	P
2005	Brian Jenkins	DH
2005	Job Fugice	SS
2005	James Barksdale	OF
2006	James Barksdale	OF
2006	A.J. Reed	2B
2006	Steven Agee	3B
2006	Josh Phillips	OF
2006	Brock Hunton	P
2007	A.J. Reed	2B
2007	Matt Horton	SS
2007	Josh Phillips	OF
2007	Jeff Schafer	P
2008	Jeffery Ritter	OF
2008	Josh Graham	1B
2008	Matt Horton	2B
2009	Jeffery Ritter	OF
2009	Qualon Millender	OF
2009	Cole Mitchell	SS
2009	Justin Fleming	P
2010	Kevin Williams	C
2010	Chase Porch	OF
2011	Trey Mitchell	P
2011	Michael Schmidt	2B
2011	J.P. LaMunyon	3B
2011	Dale Ricketts	C
2012	Chad Boughner	P
2012	Michael Schmidt	2B
2013	Josh Cyr	1B
2013	Jake Ward	OF

GSC ALL-DIVISION TEAM

1972	Dale Mathis	OF
1972	Benny Hale	OF
1973	Stan Steadman	C
1974	Roger Ralph	2B
1974	Lannie Belue	OF
1974	Stan Steadman	C
1974	David George	P

1975	Roger Ralph	1B
1975	Rick Maze	UT
1976	Larry Ketchum	OF
1977	Darrell Cantrell	P
1977	Glenn Hildreth	C
1978	Darrell Cantrell	P
1978	Glenn Hildreth	C
1978	Mark Sparks	DH
1979	Jeff Anderson	P
1980	Bart Cregeen	1B
1980	Jim Carlo	OF
1982	Bart Cregeen	OF
1983	Kent Willis	P
1983	Jeff Bell	1B
1983	Randy Kelley	OF
1984	Robert Lopez	P
1984	Rick Chavez	SS
1985	Robert Lopez	P
1985	Rich Chavez	SS
1985	Cedric Landrum	OF
1985	Harry Shelton	OF
1986	Harry Shelton	OF
1986	Mark Krumback	SS
1986	Eddie Serano	DH
1986	Frankie Turner	P
1987	J. D. Ramirez	2B
1987	Robert Maracigan	1B
1987	Chuck Ashcraft	P
1987	Jesus Rivera	P
1988	Jose Martinez	P
1988	Joe Blakey	OF
1988	J. D. Ramirez	3B
1989	Mike Burns	UTL
1989	Mike Madej	2B
1989	Dan Bock	OF
1989	Russ Cleveland	P
1989	Rusty Smith	OF
1989	Phil Evans	C
1990	Robby Lamar	P
1990	Ken Head	P
1990	Mike Weems	C
1990	Jerry Mitchum	1B
1990	Greg Bowles	OF
1991	Craig Bryant	SS
1991	Kent Sullivan	P
1991	Rusty Smith	OF

SECOND-TEAM ALL-GSC

1992	Rusty Smith	OF
1992	Kurt Titus	U
1992	Sammie Ridley	P
1993	Junior Hoffman	P
1993	Mitch Sexton	1B
1993	Rob Nixon	OF
1998	Wally Whidby	P
1998	Mack Snell	OF
1999	Christian Gallegos	C
1999	Wally Whidby	P
1999	Matt Greenwood	P
2000	Corey Murks	3B

2000	Daniel Wren	P
2001	Tharun Anderson	C
2002	Bryan Swift	2B
2002	Josh Brandon	SP
2002	Tatum Brown	SP
2002	Jason Pischke	RP
2003	Mark Enders	OF
2004	Mike Klug	2B
2004	Job Fugice	SS
2004	Mark Enders	OF
2005	Aaron Hauser	1B
2005	Mike Klug	2B
2005	Shane Chappell	RP
2006	Aaron Hauser	1B
2006	Richard Brindle	P
2008	Cole Mitchell	SS
2008	Qualon Millender	OF
2008	Brennen Auerbach	P
2009	Dewayne Gunn	2B
2010	Mitch Handley	P
2010	Trey Mitchell	P
2011	Josh Cyr	1B
2011	Jake Sloan	DH
2011	Josh Carpenter	SS
2011	Jared Mothershed	OF
2011	Chad Boughner	P
2011	Casey Jones	RP
2012	Josh Carpenter	SS
2012	Josh Cyr	1B
2012	Josh Doyle	OF
2012	Jake Sloan	DH
2013	Josh Carpenter	2B
2013	Josh Doyle	OF
2013	Dylan Boston	DH
2013	Cade Medley	SP

GSC ALL-TOURNAMENT TEAM

1997	Neill Jobe	1B
1997	Lance Green	C
1997	Mack Snell	OF
1999	Chris Fears	OF
1999	Matt Henry	2B
1999	Douglas Hargett	3B
1999	Steve Kosa	1B
1999	Josh Willingham	SS
2000	Nick Mockabee	OF
2000	Josh Willingham	SS
2000	Corey Murks	3B
2005	Mike Klug	2B
2005	Brian Jenkins	P/DH
2005	Matt Hancock	P
2006	Aaron Hauser	1B
2006	Josh Phillips	OF
2007	Trey Pollard	OF
2012	Andrew Almon	3B
2012	Michael Schmidt	2B

LION BASEBALL HONORS

GSC TOURNAMENT MVP

1989	Dan Bock
1993	Terry Jones
1997	Mack Snell
1999	Steve Kosa *
1999	Josh Willingham *
	* co-MVP
2005	Mike Klug

GSC EAST DIVISION PLAYER OF THE YEAR

2006	James Barksdale	OF
------	-----------------	----

GSC EAST DIVISION FRESHMAN OF THE YEAR

2010	Josh Cyr	1B
2011	Josh Carpenter	SS

ABCA ALL-REGION FIRST-TEAM

1984	Rick Chavez	SS
1985	Cedric Landrum	OF
1985	Robert Lopez	P
1988	J. D. Ramirez	2B
1988	Joe Blakey	OF
1989	Mike Burns	UTL
1989	Mike Madej	2B
1989	Dan Bock	OF
1990	Ken Head	P
1990	Mike Burns	3B
1990	Greg Bowles	OF
1991	Kent Sullivan	P
1992	Greg Bowles	OF
1992	Ken Head	P
1993	D.J. Harris	3B
1993	Terry Jones	OF
1993	Rodney Mangham	OF
1993	Blaine Beasley	P
1993	Junior Hoffman	P
1995	Alan Pate	1B
1995	Jeff Foote	OF
1995	Darrio Green	DH
1996	Alan Pate	1B
1996	George Mianowski	P
1997	Sam Lee	INF
1997	George Mianowski	P
1998	Sam Lee	2B
1998	David Landers	P
1998	Cliff Lord	P
1999	Josh Willingham	SS
2000	Chris Fears	OF
2000	Michael Searcy	2B
2000	Duite Welch	P
2000	Josh Willingham	INF
2002	Douglas Hargett	1B
2002	Brandon Kizer	DH
2004	Mike Klug	2B
2005	Mike Klug	2B
2006	James Barksdale	OF
2006	Brock Hunton	P
2013	Jake Ward	OF

ABCA ALL-REGION SECOND TEAM

1984	Robert Lopez	P
1985	Rick Chavez	SS
1985	Harry Shelton	OF
1989	Paul Ragland	P
1989	Russ Cleveland	P
1989	Rusty Smith	OF
1989	Jon Watkins	1B
1990	Joe Martinez	P
1991	Craig Bryant	SS
1992	Terry Jones	OF
1992	Sammie Ridley	P
1993	Mitch Sexton	1B
1993	Kent Scolamiero	2B
1994	Junior Hoffman	P
1994	Jim Landers	RP
1994	Blaine Beasley	P
1995	David Shelton	OF
1995	Paul Rogers	P
1995	Chad Hall	C
1996	Chad Hall	C
1997	Brandon Hauck	P
1997	Alberto Morales	SS
2001	Douglas Hargett	1B
2002	Jeff Cochran	OF
2002	Adam Wheeler	OF
2004	Jake Tippee	1B
2004	Mark Enders	OF
2004	Sergio Romo	P
2005	Brian Jenkins	P/DH
2006	A.J. Reed	2B
2008	Matt Horton	2B
2009	Qualon Millender	OF
2010	Kevin Williams	C
2010	Chase Porch	OF
2011	J.P. LaMunyon	3B
2011	Jake Sloan	DH
2011	Trey Mitchell	P
2013	Dylan Boston	DH

ABCA ALL-REGION THIRD TEAM

1985	Steve Jackson	2B
------	---------------	----

DAKTRONICS ALL-REGION FIRST-TEAM

2011	J.P. LaMunyon	3B
2011	Jake Sloan	DH
2012	Chad Boughner	P
2013	Dylan Boston	DH

DAKTRONICS ALL-REGION SECOND-TEAM

2008	Jeffery Ritter	OF
2009	Qualon Millender	OF
2012	Michael Schmidt	2B
2013	Josh Cyr	1B
2013	Cade Medley	SP
2013	Jake Ward	OF

NCBWA ALL-REGION FIRST-TEAM

2012	Chad Boughner	P
------	---------------	---

NCBWA ALL-REGION SECOND-TEAM

2011	Dale Ricketts	C
2012	Michael Schmidt	2B
2012	Josh Carpenter	SS
2013	Jake Ward	OF
2013	Dylan Boston	DH

NCBWA ALL-REGION HONORABLE MENTION

2011	Trey Mitchell	P
------	---------------	---

NCBWA SOUTH REGION PITCHER OF THE YEAR

2012	Chad Boughner	P
------	---------------	---

ALL-REGION TOURNAMENT TEAM

1984	Rick Chavez	SS
1984	Robert Lopez	P
1984	Mark Shrout	C
1985	Robert Lopez	P
1989	Paul Ragland	P
1989	Dan Bock	OF
1989	Mike Madej	2B
1989	Willie Brown	OF
1991	Rusty Smith	OF
1991	Lee Whitman	C
1991	Darren Taylor	DH
1992	Sammie Ridley	P
1992	Rusty Smith	SS
1992	Greg Bowles	OF
1992	Eric Neiman	DH
1993	Chad Hall	DH
1993	D.J. Harris	OF
1993	Kent Scolamiero	2B
1995	Alan Pate	1B
1995	Sean Gerard	2B
1995	Marvelle Moore	SS
1995	Jeff Foote	OF
1997	D.L. Brewer	3B
1999	Steve Kosa	1B
1999	Chris Fears	OF
1999	Cliff Lord	P
1999	Alan Grijalva	P
2011	Michael Schmidt	2B

DIVISION II BASEBALL CHAMPIONSHIP ALL-TOURNAMENT TEAM

1999	Josh Willingham	SS
1999	Christian Gallegos	C

ABCA ALL-AMERICAN FIRST TEAM

1998	Sam Lee	2B
1999	Josh Willingham	SS

ABCA ALL-AMERICAN SECOND TEAM

1985	Cedric Landrum	OF
1989	Mike Madej	2B
1989	Dan Bock	OF
1993	D.J. Harris	3B
1993	Terry Jones	OF
1995	Alan Pate	1B
1996	Alan Pate	1B
2000	Josh Willingham	INF
2005	Mike Klug	2B
2006	James Barksdale	OF

ABCA ALL-AMERICAN THIRD TEAM

1984	Rick Chavez	SS
1989	Mike Burns	UTL
1990	Greg Bowles	OF
1991	Kent Sullivan	P
1992	Greg Bowles	OF
1998	Cliff Lord	RP
2000	Chris Fears	OF
2002	Douglas Hargett	1B

COLLEGE BASEBALL LINEUP DII ALL-STAR TEAM

2011	Trey Mitchell	P
------	---------------	---

NCBWA ALL-AMERICAN THIRD TEAM

2012	Chad Boughner	P
------	---------------	---

DAKTRONICS ALL-AMERICAN HONORABLE MENTION

2012	Chad Boughner	P
------	---------------	---

GSC PLAYER OF THE WEEK

1980	Jerry Long	4-19
1985	Cedric Landrum	3-19
1985	Rick Chavez	4-16
1986	Harry Shelton	4-8
1986	Eddie Serrano	4-15
1987	J.D. Ramirez	3-23
1988	J.D. Ramirez	5-4
1989	Rusty Smith	3-1
1989	Mike Burns	4-19
1989	Dan Bock	5-7
1990	Mike Weems	3-20
1990	Greg Bowles	4-17
1990	Mike Burns	5-1
1992	Rusty Smith	4-21
1993	Tommy Buckner	3-16
1993	D.J. Harris	4-6
1993	D.J. Harris	4-13
1993	Terry Jones	5-4

LION BASEBALL HONORS

1994	David Shelton	4-6
1994	Alan Pate	4-26
1995	Marvelle Moore	2-28
1995	Jeff Foote	3-20
1995	Alan Pate	4-10
1995	Jeff Foote	4-17
1995	David Shelton	4-24
1996	Alan Pate	3-3
1996	Alan Pate	3-17
1997	Sam Lee	3-2
1997	Alberto Morales	4-6
1997	Sam Lee	4-13
1998	David Houseton	3-31
1998	Steve Kosa	4-21
1999	Josh Willingham	4-5
1999	Lee Autrey	4-12
2000	Corey Murks	3-7
2000	Josh Willingham	3-21
2000	Chris Fears	4-11
2000	Josh Willingham	4-25
2000	Josh Willingham	5-1
2002	Douglas Hargett	3-6
2002	Douglas Hargett	3-26
2002	Brandon Kizer	4-7
2002	Douglas Hargett	4-21
2003	Mark Enders	3-9
2003	Jonas Bailey	3-16
2003	Chad Wilfawn	4-20
2004	Mike Klug	4-20
2005	Brian Jenkins	4-5
2006	James Barksdale	2-28
2006	James Barksdale	4-4
2006	Andrew Knerr	4-11
2006	Joe Skyles	5-2
2007	Josh Phillips	3-6
2007	Trey Pollard	3-20
2008	Jeffery Ritter	2-12
2008	Jeffery Ritter	3-4
2008	Matt Horton	3-18
2008	Josh Graham	4-8
2009	Cole Mitchell	2-12
2009	Cole Mitchell	4-7
2009	Kyle Jones	4-14
2010	Chase Porch	3-16
2010	Kevin Williams	4-27
2011	Jared Mothershed	2-14
2011	Josh Cyr	2-21
2011	Josh Carpenter	2-28
2011	Dale Ricketts	3-14
2011	Michael Schmidt	4-4
2012	Andrew Almon	2-21
2012	Josh Carpenter	3-11
2012	Michael Schmidt	4-6

GSC PITCHER OF THE WEEK

1986	Jim Czajkowski	4-15
1988	Jose Martinez	3-22
1989	Charlie Rogers	5-7
1990	Joe Martinez	3-20
1990	Ken Head	3-27
1990	Kent Sullivan	4-24
1990	Russ Cleveland	5-1
1991	Ken Head	4-16
1991	Kent Sullivan	4-30
1992	Rod Sowizrol	3-25
1992	Sammie Ridley	4-7

1992	Chris LeFoy	4-12
1993	Blaine Beasley	3-23
1993	Blaine Beasley	4-20
1994	Blaine Beasley	4-14
1994	Paul O'Hearn	4-26
1995	Brian Shollenberger	3-13
1996	George Mianowski	3-17
1996	George Mianowski	3-31
1997	Brandon Hauck	4-13
1998	David Landers	4-21
1998	Cliff Lord	4-28
2000	Duite Welch	3-28
2000	Duite Welch	4-18
2003	Josh Brandon	4-13
2004	Sergio Romo	3-28
2004	Sergio Romo	4-13
2005	Brock Hunton	4-19
2005	Brock Hunton	4-26
2006	Brock Hunton	2-28
2006	Pat Allison	3-14
2006	Brock Hunton	3-21
2006	Brock Hunton	4-4
2006	Pat Allison	4-11
2008	Branden Tepe	3-4
2010	Trey Mitchell	3-23
2010	Mitch Handley	4-20
2010	Trey Mitchell	4-27
2011	Trey Mitchell	2-14
2011	Trey Mitchell	3-21
2011	Johnny Hornbuckle	4-4
2012	Chad Boughner	2-28
2012	Chad Boughner	3-11
2012	Chad Boughner	3-18
2012	Chad Boughner	4-9

GSC COACH OF THE YEAR

1984	Mike Lane
1989	Mike Lane
1993	Mike Lane
1999	Mike Lane

ACADEMIC ALL-GULF SOUTH CONFERENCE

1988	Brian Colwill	1B
1989	Dan Bock	OF
1989	Brad Hunter	P
1990	Rusty Smith	OF
1991	John Mahalik	SS
1992	Gerry Albright	P
1993	John Mahalik	SS
1999	Steve Kosa	1B
1999	Josh Willingham	SS
2000	Douglas Hargett	1B
2000	Josh Willingham	SS
2001	Douglas Hargett	1B
2002	Douglas Hargett	1B
2003	Josh Welborn	P
2005	Job Fugice	SS
2006	James Barksdale	OF
2006	Eddie Gullen	OF
2006	Cory Kroeger	P
2007	Andrew Knerr	C
2007	Ross Parker	OF
2007	Trey Pollard	OF

2008	Cole Mitchell	SS
2009	Cole Mitchell	SS
2009	Trey Pollard	DH
2009	Matthew Vandenheuvel	P
2009	Mitch Handley	P
2010	Mitch Handley	P
2010	Patrick Hinton	P
2010	Trey Mitchell	P
2010	Ross Parker	OF
2011	Trey Mitchell	P
2012	Andrew Almon	3B
2012	Drew Parker	C
2013	Andrew Almon	3B
2013	Josh Cyr	1B

COSIDA ACADEMIC ALL-DISTRICT

1999	Steve Kosa	1B
(first-team)		
1999	Josh Willingham	SS
(second-team)		
2000	Josh Willingham	SS
(first-team)		
2000	Douglas Hargett	1B
(first-team)		
2001	Douglas Hargett	INF
(first-team)		
2002	Douglas Hargett	INF
(first-team)		
2003	Josh Welborn	P
(first-team)		
2006	James Barksdale	OF
(second-team)		
2012	Andrew Almon	3B
first-team)		
2013	Andrew Almon	3B
first-team)		

COSIDA ACADEMIC ALL-AMERICA®

1999	Steve Kosa	1B
(second-team)		
2000	Josh Willingham	SS
(second-team)		
2000	Douglas Hargett	1B
(third-team)		
2001	Douglas Hargett	INF
(first-team)		
2002	Douglas Hargett	INF
(first-team)		

COSIDA ACADEMIC ALL-AMERICA® OF THE YEAR

(for College Division Baseball)

2001	Douglas Hargett	INF
2002	Douglas Hargett	INF

GSC TOP TEN AWARD

1999	Steve Kosa
2000	Josh Willingham
2001	Douglas Hargett
2002	Douglas Hargett
2006	James Barksdale
2011	Trey Mitchell

GSC COMMISSIONER'S TROPHY

2001	Douglas Hargett
2002	Douglas Hargett
2011	Trey Mitchell

DISNEY'S WIDE WORLD OF SPORTS / CONFERENCE COMMISSIONER'S ASSOCIATION REGIONAL MALE SCHOLAR ATHLETE OF THE YEAR

2001	Douglas Hargett
2002	Douglas Hargett

DISNEY'S WIDE WORLD OF SPORTS / CONFERENCE COMMISSIONER'S ASSOCIATION MALE SCHOLAR ATHLETE OF THE YEAR

2001	Douglas Hargett
2002	Douglas Hargett

LION BASEBALL HONORS

2013 ALL-GULF SOUTH CONFERENCE

First-Team

CBryan Hayman	Valdosta State
CCarlos Leal	Delta State
1B Josh Cyr	North Alabama
2BKaleb Barlow	West Florida
3BTyler Aldridge	Delta State
3BVincent Kortbawi	Alabama-Huntsville
SSBlake Massey	Alabama-Huntsville
DHBen Kingsley	Delta State
OFChandler Brock	Alabama-Huntsville
OF Jake Ward	North Alabama
OFMichael Vinson	Delta State
OFJordan Chovanec	Delta State
OFMatthew Fears	Valdosta State
OFJarrett Jenkins	Christian Brothers
OFDrew Prichard	West Florida
SPJosh Branstetter	Delta State
SPJamie Sexton	West Georgia
SPAndrew Busby	Alabama-Huntsville
SPJake Stephens	West Florida
SPJeremy Holcomb	Valdosta State
SPMichael Manley	Delta State
RPLuke Mould	Alabama-Huntsville
RPTaylor Stark	Delta State
RPBenjamin Well	Valdosta State

PLAYER OF THE YEAR:

Chandler Brock, Alabama-Huntsville

PITCHER OF THE YEAR:

Jake Stephens, West Florida

FRESHMAN OF THE YEAR:

Mitch Holgate, West Alabama

COACH OF THE YEAR:

Mike Kinnison, Delta State

Second-Team

1BJud Sherrill	Alabama-Huntsville
1BD.J. Turo	West Alabama
2B Josh Carpenter	North Alabama
2BChase Handley	Alabama-Huntsville
2BKasey Hinton	Delta State
SSJosh Crowdus	Delta State
SSNick Rodda	Valdosta State
DHDylan Boston	North Alabama
OF Josh Doyle	North Alabama
OFJake Fields	Valdosta State
OFDustin Saulmon	West Florida
SPDrew Bryson	West Florida
SP Cade Medley	North Alabama
SPColton Mitchell	Delta State
SPPete Whittingslow	Valdosta State
RPMax Aeschlimann	West Georgia/
RPKevin Peters	West Florida



2013 GSC ALL-ACADEMIC TEAM

OF	Chandler Brock	Alabama-Huntsville
SP	Drew Eliand	Alabama-Huntsville
3B	Vincent Kortbawi	Alabama-Huntsville
OF	Jordan Chovanec	Delta State
SS	Josh Crowdus	Delta State
3B	Andrew Almon	North Alabama
1B	Josh Cyr	North Alabama
IF/OF	Matthew Magee	West Alabama
SP	Barry Meeks	West Alabama
SP	Drew Bryson	West Florida
1B	Blake McLemore	West Georgia



Josh Cyr

LIONS IN THE NCAA PLAYOFFS

NORTH ALABAMA IN THE NCAA BASEBALL PLAYOFFS

1984, 1985, 1987, 1989, 1991, 1992, 1993, 1995, 1997, 1999, 2011, 2012

Total Appearances: 12 • Playoff Record: 14-24

1984

CENTRAL REGIONAL

Troy, Alabama

UNA 2, Troy State 1

UNA 2, Jacksonville State 1

CHAMPIONSHIP

Troy State 7, UNA 3

Troy State 9, UNA 3

1985

CENTRAL REGIONAL

Cleveland, Mississippi

Troy State 7, UNA 6

(10 innings)

Grand Valley State 10, UNA 9

(14 innings)

1987

SOUTH CENTRAL REGIONAL

Troy, Alabama

SIU-Edwardsville 11, UNA 4

Troy State 4, UNA 0

1989

SOUTH CENTRAL REGIONAL

Florence, Alabama

UNA 8, Delta State 4

CHAMPIONSHIP

Jacksonville State 8, UNA 1

Jacksonville State 8, UNA 5

1991

SOUTH ATLANTIC REGIONAL

Savannah, Georgia

Longwood College 5, UNA 2

UNA 13, Armstrong State 4

CHAMPIONSHIP

Longwood College 8, UNA 3

1992

SOUTH CENTRAL REGIONAL

Livingston, Alabama

UNA 13, Columbus College 7

CHAMPIONSHIP

West Alabama 10, UNA 2

West Alabama 7, UNA 3



1993

SOUTH CENTRAL REGIONAL


Troy, Alabama

UNA 9, Valdosta State 7

CHAMPIONSHIP

Troy State 7, UNA 6

Troy State 7, UNA 3



UNA pitcher Cliff Lord was the Most Valuable Player in the 1999 Division II South Central Regional Tournament.

1995

SOUTH CENTRAL REGIONAL

Florence, Alabama

Valdosta State 11, UNA 10

UNA 13, Delta State 6

UNA 9, Delta State 8

CHAMPIONSHIP

Valdosta State 9, UNA 8

1997

SOUTH CENTRAL REGIONAL

Florence, Alabama

Elon 6, UNA 2

Central Oklahoma 13, UNA 2

1999

SOUTH CENTRAL REGIONAL

Florence, Alabama

UNA 7, Alabama-Huntsville 4

UNA 3, SE Oklahoma State 0

CHAMPIONSHIP

UNA 4, SE Oklahoma State 2

DIVISION II BASEBALL

CHAMPIONSHIP

Montgomery, Alabama

UNA 15, West Virginia State 9

Kennesaw State 10, UNA 3

Rockhurst 4, UNA 3

2011

SOUTH REGIONAL

Pensacola, Florida

UNA 8, Southern Arkansas 3

UNA 8, Harding 2

West Florida 6, UNA 1

Barry 10, UNA 5

2012


SOUTH REGIONAL

Tampa, Florida

Delta State 2, North Alabama 0

Lynn 10, UNA 4


LION BASEBALL ALL-AMERICANS



RICK CHAVEZ

1984 • THIRD TEAM
Shortstop


.371 Avg • 6 HR • 46 RBI
18 stolen bases



CEDRIC LANDRUM

1985 • SECOND TEAM
Outfield


.416 Avg • 8 HR • 43 RBI
69 stolen bases



MIKE MADEJ

1989 • SECOND TEAM
Second Base


.378 Avg • 1 HR • 19 RBI
30 stolen bases



DAN BOCK

1989 • SECOND TEAM
Outfield


.432 Avg • 4 HR • 45 RBI



MIKE BURNS

1989 • THIRD TEAM
Utility

.337 Avg • 17 HR • 69 RBI



GREG BOWLES

1990 • THIRD TEAM
Outfield


.367 Avg • 1 HR • 16 RBI
48 stolen bases



KENT SULLIVAN

1991 • THIRD TEAM
Pitcher


8-0 • 0.68 ERA • 35 K
Led NCAA Division II
in ERA



GREG BOWLES

1992 • THIRD TEAM
Outfield


.373 Avg • 4 HR • 24 RBI
33 stolen bases



TERRY JONES

1993 • SECOND TEAM
Outfield

.360 Avg • 2 HR • 21 RBI
35 stolen bases



D.J. HARRIS

1993 • SECOND TEAM
Third Base

.386 Avg • 17 HR • 65 RBI



ALAN PATE

1995 • SECOND TEAM
First Base

.354 Avg • 15 HR • 72 RBI



ALAN PATE

1996 • SECOND TEAM
First Base

.412 Avg • 10 HR • 55 RBI


LION BASEBALL ALL-AMERICANS



CLIFF LORD

1998 • **THIRD TEAM**
Pitcher


4-0 • 1.62 ERA • 56 K
Second in NCAA Division II
in ERA



SAM LEE

1998 • **FIRST TEAM**
Second Base


.521 Avg • 6 HR • 68 RBI
Second in NCAA Division II
in Batting Average.



JOSH WILLINGHAM

1999 • **FIRST TEAM**
Shortstop

.489 Avg • 15 HR • 86 RBI
Second in NCAA Division II
in Batting Average



JOSH WILLINGHAM

2000 • **SECOND TEAM**
Shortstop

.420 Avg • 13 HR • 75 RBI
29 Stolen Bases



CHRIS FEARS

2000 • **THIRD TEAM**
Outfield

.405 Avg • 76 Runs
36 RBI • 49 Stolen Bases



DOUGLAS HARGETT

2002 • **THIRD TEAM**
First Base

.411 Avg • 56 Runs
55 RBI • 9 Home Runs
20 2B



MIKE KLUG

2005 • **SECOND TEAM**
Second Base

.364 Avg • 70 Runs
52 RBI • 14 Home Runs
25 2B



JAMES BARKSDALE

2006 • **SECOND TEAM**
Outfield

.436 Avg • 67 Runs
38 RBI • 59 Stolen Bases

LION BASEBALL ALL-AMERICANS

as selected by the
American Baseball Coaches Association

1984	Rick Chavez	SS	Third-team
1985	Cedric Landrum	OF	Second-team
1989	Mike Madej	2B	Second-team
1989	Dan Bock	OF	Second-team
1989	Mike Burns	UTL	Third-team
1990	Greg Bowles	OF	Third-team
1991	Kent Sullivan	P	Third-team
1992	Greg Bowles	OF	Third-team
1993	D.J. Harris	3B	Second-team
1993	Terry Jones	OF	Second-team
1995	Alan Pate	1B	Second-team
1996	Alan Pate	1B	Second-team
1998	Sam Lee	2B	First-team
1998	Cliff Lord	RP	Third-team
1999	Josh Willingham	SS	First-team
2000	Josh Willingham	SS	Second-team
2000	Chris Fears	OF	Third-team
2002	Douglas Hargett	1B	Third-team
2005	Mike Klug	2B	Second-team
2006	James Barksdale	OF	Second-team

as selected by
College Baseball Lineup

2011	Trey Mitchell	P	First-team
------	---------------	---	------------

as selected by the
National Collegiate Baseball Writers Association

2012	Chad Boughner	P	Third-team
------	---------------	---	------------

as selected by Daktronics

2012	Chad Boughner	P	Honorable Mention
------	---------------	---	-------------------

DIAMOND AWARD

Academic Excellence

1988

Brad Hunter

Finance
3.00

1989

Eric Wiese

Management
3.35

1990

Rusty Smith

Management
3.08

1991

John Mahalik

Finance
3.40

1992

Jason Foytack

Finance
3.92

1993

John Mahalik

MBA Finance
3.67

1994

Brian Shollenberger

Physical Education
3.25

1995

Marty Wheeler

Physical Education
3.33

1996

Matt Harper

Finance
3.40

1997

Matt Harper

Finance
3.50

1998

Steve Kosa

Biology
3.46

1999

Douglas Hargett

Biology/Pre-Law
4.00

2000

Douglas Hargett

Biology/Pre-Law
4.00

*** 2001**

Douglas Hargett

Biology/Pre-Law
3.87

*** 2001**

Josh Welborn

Chemistry/Pre-Med.
3.87

2002

David Johnson

CIS-Business
3.80

2003

Josh Welborn

Chemistry/Pre-Med.
3.89

2004

Mark Enders

Environmental Biology
3.81

2005

Job Fugice

Chemistry/Pre-Med
3.75

2006

Jackson Agee

Mathematics/
Secondary Education
3.84

*** 2007**

Jackson Agee

Mathematics/
Secondary Education

*** 2007**

Jake Urda

Biology

2008

Matthew Vandenhevel

Professional Finance
4.00

*** 2009**

Matthew Vandenhevel

Professional Finance
4.00

*** 2009**

Jackson Agee

Mathematics/
Secondary Education
4.00

2010

Patrick Hinton

Biology
3.91

2011

Drew Parker

Communications
3.87

2012

Drew Parker

Communications
3.90

2013

Mathew Tittle

Economics
4.00

* Co-Recipients in 2001, 2007, 2009

Sponsored by
Dr. Art Diamond

UNA BASEBALL ACADEMIC AWARDS

UNA BASEBALL ACADEMIC ALL-GULF SOUTH CONFERENCE SELECTIONS

1998	Brian Colwill
1989	Dan Bock
1989	Brad Hunter
1990	Rusty Smith
1991	John Mahalik
1992	Gerry Albright
1993	John Mahalik
1999	Steve Kosa
1999	Josh Willingham
2000	Douglas Hargett
2000	Josh Willingham
2001	Douglas Hargett
2002	Douglas Hargett
2003	Josh Welborn
2005	Job Fugice
2006	James Barksdale
2006	Eddie Gullen
2006	Cory Kroeger
2007	Andrew Knerr
2007	Ross Parker
2007	Trey Pollard
2008	Cole Mitchell
2009	Cole Mitchell
2009	Trey Pollard
2009	Matthew Vandenhuevel
2009	Mitch Handley
2010	Mitch Handley
2010	Patrick Hinton
2010	Trey Mitchell
2010	Ross Parker
2011	Trey Mitchell
2012	Drew Parker
2012	Andrew Almon
2013	Andrew Almon
2013	Josh Cyr

UNA BASEBALL COSIDA ACADEMIC ALL-DISTRICT SELECTIONS

1999	Steve Kosa (first-team) Josh Willingham (second-team)
2000	Josh Willingham (first-team) Douglas Hargett (first-team)
2001	Douglas Hargett (first-team)
2002	Douglas Hargett (first-team)
2003	Josh Welborn (first-team)
2006	James Barksdale (second-team)
2012	Andrew Almon (first-team)
2013	Andrew Almon (first-team)

UNA BASEBALL CAPITAL ONE ACADEMIC ALL-AMERICA SELECTIONS

1999	Steve Kosa (second-team)
2000	Josh Willingham (second-team)
	Douglas Hargett (third-team)
2001	Douglas Hargett (first-team)
2002	Douglas Hargett (first-team)

UNA BASEBALL COSIDA ACADEMIC ALL-AMERICA OF THE YEAR FOR COLLEGE DIVISION BASEBALL

2001	Douglas Hargett
2002	Douglas Hargett



GULF SOUTH CONFERENCE TOP TEN

1999	Steve Kosa
2000	Josh Willingham
2001	Douglas Hargett
2002	Douglas Hargett
2006	James Barksdale
2011	Trey Mitchell

GULF SOUTH CONFERENCE COMMISSIONER'S TROPHY RECIPIENT

2001	Douglas Hargett
2002	Douglas Hargett
2011	Trey Mitchell

DISNEY'S WIDE WORLD OF SPORTS DIVISION II CONFERENCE COMMISSIONER'S ASSOCIATION NATIONAL MALE SCHOLAR ATHLETE OF THE YEAR

2001	Douglas Hargett
2002	Douglas Hargett

LIONS IN NCAA DIVISION II STATISTICS

TEAM RANKINGS

Top 40 Rankings SCORING

Rank	Year	Rec.	G	Runs	Avg
16th	1996	37-11	48	388	8.08
33rd	1995	53-15	58	448	7.72
8th	1989	44-11	55	452	8.22
32nd	1997	40-15-1	56	457	8.16
6th	1998	38-12	50	493	9.86
17th	1999	45-12	57	494	8.67
2nd	2000	36-16-1	53	520	9.81
29th	2002	36-17	53	417	7.90
11th	2003	35-15	50	430	8.6
40th	2004	34-20-1	55	413	7.5
9th	2011	37-14	51	420	8.2

BATTING

Rank	Year	Rec.	G	AB	Hits	Avg
15th	1985	46-11	58	1674	569	.340
17th	1989	44-11	55	1616	535	.331
12th	1995	43-15	58	1791	607	.339
10th	1996	37-11	48	1376	475	.345
16th	1997	40-15-1	56	1713	594	.347
7th	1998	38-12	50	1604	583	.363
21st	1999	45-12	57	1862	625	.336
7th	2000	36-16-1	53	1743	612	.351
3rd	2002	36-17	53	1673	598	.357
6th	2003	35-15	50	1601	563	.352
20th	2004	34-20-1	55	1707	576	.337
27th	2005	39-19	58	1856	616	.332
12th	2006	38-20	58	1851	641	.346
28th	2008	29-21	50	1530	515	.337
30th	2009	32-20	52	1613	544	.337
12th	2011	37-14	51	1614	535	.331

SLUGGING PERCENTAGE

Rank	Year	Rec.	G	AB	TB	Pct
18th	1999	45-12	57	1862	980	.526
17th	2000	36-16-1	53	1743	907	.520
25th	2002	36-17	53	1673	857	.512
36th	2004	34-20-1	55	1707	844	.494
32nd	2005	39-19	58	1856	907	.488
21st	2011	37-14	51	1614	766	.475

FIELDING

Rank	Year	Rec.	PO	A	E	Pct
14th	1987	40-13	1204	569	80	.957
17th	1994	35-11	1058	415	68	.956
33rd	1995	43-15	1330	551	88	.955
16th	1997	40-15-1	1270	515	78	.958
14th	2000	36-16-1	1232	497	70	.961

STOLEN BASES

Rank	Year	Rec.	G	Steals	Att	Avg
1st	1985	46-11	58	260	302	4.48
2nd	1995	43-15	58	208	229	3.59
6th	1996	37-11	48	145	170	3.02
24th	1997	40-15-1	56	121	154	2.15
9th	1998	38-12	50	139	164	2.78
8th	1999	45-12	57	154	190	2.70
1st	2000	36-16-1	53	205	237	3.87
15th	2001	30-18	48	97	120	2.02
10th	2002	36-17	53	133	159	2.51
22nd	2004	34-20-1	55	116	142	2.11
13th	2005	39-19	58	130	153	2.22
3rd	2006	38-20	58	171	220	2.97
9th	2007	32-21-1	54	127	147	2.35
26th	2008	29-21	50	95	125	1.90
3rd	2009	32-20	52	173	206	3.33
18th	2010	29-24	53	112	150	2.16


NORTH ALABAMA'S NCAA STATISTICAL NATIONAL CHAMPIONS



Cedric Landrum
Stolen Bases • 1985



Joe Martinez
Saves • 1990



Kent Sullivan
ERA • 1991



Matt Greenwood
Saves • 1999



Brock Beck
Sacrifices • 2004

LIONS IN NCAA DIVISION II STATISTICS

7th	2011	37-14	51	136	172	2.67
33rd	2012	39-18	57	111	144	1.96

DOUBLES						
Rank	Year	Rec.	G	Doubles		Avg
9th	1999	45-12	57	142		2.49
28th	2002	36-17	53	115		2.17
37th	2004	34-20-1	55	115		2.09
14th	2005	39-19	58	136		2.33
6th	2011	37-14	51	127		2.49

TRIPLES						
Rank	Year	Rec.	G	Triples		Avg
8th	2000	36-16-1	53	29		.550
32nd	2004	34-20-1	55	21		.380

HOME RUNS						
Rank	Year	Rec.	G	Home Runs		Avg
28th	1999	45-12	57	63		1.11

BASES ON BALLS						
Rank	Year	Rec.	G	Bases on Balls		
31st	2012	39-18	57	221		
28th	2013	28-21-1	50	196		

HIT BY PITCH						
Rank	Year	Rec.	G	Hit by Pitch		
27th	2009	32-20	52	74		
16th	2011	37-14	51	75		
34th	2013	28-21-1	50	69		

SACRIFICES						
Rank	Year	Rec.	G	Sacrifices		
2nd	2008	29-21	50	74		
19th	2010	29-24	53	42		
40th	2011	37-14	51	43		
7th	2012	39-18	57	74		
16th	2013	28-21-1	50	58		

PITCHING						
Rank	Year	Rec.	IP	R	ER	ERA
4th	1985	46-11	420.3	244	163	3.49
2nd	1987	40-13	402.0	212	143	3.20
10th	1989	44-11	401.0	222	159	3.57
1st	1990	37-11	352.0	157	104	2.66
5th	1991	30-17	358.2	178	116	2.91
11th	1992	33-19	397.0	229	149	3.38
16th	1994	35-11	352.2	181	134	3.42
26th	1995	43-15	443.1	231	185	3.76
11th	1996	37-11	345.2	170	125	3.23
35th	1997	40-15-1	423.1	284	213	4.53
5th	1998	38-12	387.0	214	158	3.67
24th	1999	45-12	460.0	283	201	3.93
37th	2002	36-17	406.7	251	191	4.23
17th	2006	38-20	461.1	232	176	3.43

STRIKEOUTS PER NINE INNINGS						
Rank	Year	Rec.	G	SO	AVG	
38th	2006	38-20	58	374	7.3	
24th	2008	29-21	50	333	7.8	
38th	2009	32-20	52	341	7.7	

FEWEST HITS ALLOWED PER NINE INNINGS						
Rank	Year	Rec.	G	Hits	AVG	
21st	2008	29-21	50	388	9.05	

FEWEST WALKS ALLOWED PER NINE INNINGS						
Rank	Year	Rec.	G	Walks	AVG	
28th	2012	39-18	57	154	2.97	

DOUBLE PLAYS PER GAME						
Rank	Year	Rec.	G	DP	AVG	
35th	2012	39-18	57	49	.860	

WON-LOST PERCENTAGE						
Rank	Year	Rec.	G	Pct.		
T21st	2003	35-15	50	.700		
33rd	2005	39-19	58	.672		
27th	2012	39-18	57	.684		

INDIVIDUAL RANKINGS

BATTING AVERAGE

Rank	Year	Player	AB	Hits	Avg.
14th	1985	Rick Chavez	149	66	.443
17th	1989	Don Bock	139	60	.432
9th	1995	Jeff Foote	177	79	.446
39th	1996	Alan Pate	131	54	.412
45th	1996	Chad Hall	146	60	.411
2nd	1998	Sam Lee	167	87	.521
2nd	1999	Josh Willingham	190	93	.489
41st	2000	Josh Willingham	174	73	.420
15th	2001	Douglas Hargett	164	73	.445
41st	2003	Jake Tippee	169	70	.414
16th	2006	James Barksdale	241	105	.436
38th	2013	Jake Ward	151	60	.397

HITS

Rank	Year	Player	Hits
34th	2012	Michael Schmidt	78

TOTAL BASES

Rank	Year	Player	Total Bases
40th	2012	Michael Schmidt	124

HOME RUNS

Rank	Year	Player	HR	Avg.
11th	1989	Mike Burns	17	0.32
30th	1995	Alan Pate	15	0.26
47th	2005	Mike Klug	14	0.25
49th	2006	Steven Agee	14	0.25

TRIPLES

Rank	Year	Player	G	No.	Avg.
5th	2000	Nick Mockabee	45	7	0.16
28th	2003	Mark Enders	46	6	0.13
37th	2005	James Barksdale	58	6	0.10
27th	2006	James Barksdale	58	7	0.12
41st	2007	Josh Phillips	54	6	0.11
43rd	2009	Qualon Millender	52	5	0.10

DOUBLES

Rank	Year	Player	G	No.	Avg.
17th	1999	Josh Willingham	57	26	0.46
14th	2000	Corey Murks	51	23	0.45
43rd	2002	Adam Wheeler	49	19	0.39
15th	2005	Mike Klug	57	25	0.44
32nd	2011	Jake Sloan	49	20	0.41
5th	2013	Dylan Boston	50	22	0.44

STOLEN BASES

Rank	Year	Player	Steals	Avg.
1st	1985	Cedric Landrum	69-75	1.38
8th	1985	David Ward	35-41	0.76
2nd	1988	Joe Blakey	46-56	1.02
2nd	1990	Greg Bowles	48-51	1.021
2nd	1995	David Shelton	59-62	1.04
18th	1999	Denny Paganelli	39-46	0.71
6th	2000	Chris Fears	49-53	0.94
22nd	2000	Denny Paganelli	33-38	0.62
19th	2002	Adam Wheeler	30-33	0.61
27th	2003	Jonas Bailey	25-29	0.54
7th	2005	James Barksdale	40-44	0.69
1st	2006	James Barksdale	59-69	1.02
16th	2006	Josh Phillips	37-47	0.70
17th	2007	Josh Phillips	34-36	0.63
5th	2009	Qualon Millender	45-45	0.90
37th	2009	Jeffrey Ritter	25-32	0.51
45th	2011	Michael Schmidt	27-33	0.53
49th	2012	Josh Doyle	31-33	0.56

RUNS BATTED IN

Rank	Year	Player	RBI	Avg.
9th	1989	Jon Watkins	64	1.28
10th	1989	Mike Burns	69	1.25

LIONS IN NCAA DIVISION II STATISTICS

19th	1995	Alan Pate	72	1.24
35th	1997	Sam Lee	60	1.18
22nd	1998	Steve Kosa	67	1.43
30th	1998	Sam Lee	68	1.36
7th	1999	Josh Willingham	86	1.51
20th	1999	Steve Kosa	76	1.33
6th	2000	Josh Willingham	75	1.44
33rd	2000	Corey Murks	62	1.22
24th	2008	Josh Graham	52	1.30

RUNS SCORED

Rank	Year	Player	G	Runs	Avg.
19th	1999	Josh Willingham	57	76	1.33
7th	2000	Chris Fears	52	76	1.46
8th	2000	Josh Willingham	52	74	1.42
24th	2000	Michael Searcy	53	66	1.25
23rd	2002	Adam Wheeler	49	61	1.24
17th	2005	Mike Klug	57	70	1.23
43rd	2006	James Barksdale	58	67	1.16
11th	2007	Josh Phillips	54	70	1.30
47th	2009	Qualon Millender	52	60	1.20
35th	2011	Michael Schmidt	51	56	1.10
48th	2011	Blake Stroth	49	51	1.04

HIT-BY-PITCH

Rank	Year	Player	G	No.	Avg.
30th	2010	Josh Cyr	53	19	0.36
4th	2011	Josh Cyr	51	28	0.55

WALKS

Rank	Year	Player	G	No.	Avg.
21st	1996	Alan Pate	48	41	0.84
13th	2000	Josh Willingham	52	47	0.90
10th	2006	A.J. Reed	51	43	0.84
29th	2011	Blake Stroth	49	37	0.76
49th	2012	Michael Schmidt	57	42	0.74

ON-BASE PERCENTAGE

Rank	Year	Player	G	Pct
32nd	2011	Josh Cyr	51	.502
45th	2012	Michael Schmidt	57	.482

TOUGHEST TO STRIKE OUT

Rank	Year	Player	AB	SO	AVG
16th	2007	Matt Horton	187	8	23.4

SLUGGING PERCENTAGE

Rank	Year	Player	G	AB	H	TB	Pct.
13th	1996	Alan Pate	48	131	54	102	.779
6th	1999	Josh Willingham	57	190	93	164	.863
40th	2005	Mike Klug	57	209	76	149	.713

SACRIFICES

Rank	Year	Player	G	SAC	Pct
1st	2004	Brock Beck	55	17	0.31
35th	2005	Job Fugice	54	10	0.19
30th	2006	Joe Skyles	45	10	0.22
41st	2006	John Byrd	52	11	0.21
1st	2007	Matt Horton	54	21	0.39
6th	2008	Matt Horton	49	16	0.33
28th	2010	Jared Mothershed	53	11	0.22
2nd	2012	Josh Doyle	57	22	0.39

SACRIFICE FLIES

Rank	Year	Player	G	SAC
27th	2009	Colin Murphy	49	6

EARNED RUN AVERAGE

Rank	Year	Player	IP	R-ER	ERA
9th	1985	Nick Pignotti	40.6	20-10	2.21
4th	1987	Jesus Rivera	51.3	18-11	1.93
7th	1989	Brad Hunter	46.1	22-10	1.94
1st	1991	Kent Sullivan	52.2	6-4	0.68
28th	1996	George Mianowski	65.1	9-0	2.20
2nd	1998	Cliff Lord	50.0	19-9	1.62
49th	1998	Jamie Byrd	50.0	28-18	3.24

NORTH ALABAMA'S NCAA STATISTICAL NATIONAL CHAMPIONS



James Barksdale (left) led Division II in stolen bases in 2006 with 59 in 69 attempts. He became the Lions' sixth individual NCAA statistical national champion and the second Lion to lead the nation in stolen bases. Matt Horton (right) led Division II in sacrifices in 2007

STRIKEOUTS PER NINE INNINGS

Rank	Year	Player	IP	K	Avg.
4th	1990	Russ Cleveland	50.1	61	10.9
15th	1998	David Landers	74.2	91	11.0
13th	2001	Duite Welch	63.0	75	10.7
39th	2005	Brock Hunton	83.0	88	9.5

STRIKEOUTS

Rank	Year	Player	G	K
2nd	2012	Chad Boughner	16	115

VICTORIES

Rank	Year	Player	IP	Rec.	Pct.
4th	1985	Robert Lopez	110.6	11-1	.917
7th	2000	Duite Welch	92.0	11-3	.780
20th	2004	Sergio Romo	97.7	10-3	.769
17th	2005	Brian Jenkins	90.0	10-5	.666
4th	2011	Trey Mitchell	108.0	12-2	.857
12th	2012	Chad Boughner	114.2	10-5	.666

SAVES

Rank	Year	Player	G	IP	Saves
1st	1990	Joe Martinez	20	38.2	10
7th	1991	Kent Sullivan	27	52.2	7
3rd	1994	Jim Landers	15	37.0	7
9th	1995	Marty Wheeler	34	78.1	8
1st	1999	Matt Greenwood	28	39.0	12
11th	2002	Jason Pischke	29	41.7	8
36th	2005	Cory Kroeger	29	50.2	5
23rd	2009	Mitch Handley	30	37.7	8
13th	2012	Ben Seabrook	23	23.2	12

COMPLETE GAMES

Rank	Year	Player	G	GS	CG
15th	2011	Trey Mitchell	14	14	7

GAMES STARTED

Rank	Year	Player	Starts
7th	2012	Chad Boughner	16
11th	2012	Johnny Hornbuckle	15

LION SCORES 1984-2013

1984 • (28-24-1)

Head Coach Mike Lane GULF SOUTH CONFERENCE CHAMPIONS NCAA REGIONAL PARTICIPANT

at Delta State.....	2-7
at Delta State.....	4-0
MIDDLE TENNESSEE STATE.....	1-6
MIDDLE TENNESSEE STATE.....	5-3
at Alabama Christian.....	7-4
at West Alabama.....	6-4
at Montevallo.....	6-12
at West Alabama.....	4-7
UNION (Ky.).....	13-1
UNION (Ky.).....	6-1
at Mississippi Valley State.....	8-2
at Mississippi Valley State.....	17-6
at Mississippi Valley State.....	9-6
at Milsaps.....	14-3
at Mississippi College.....	12-2
at Mississippi College.....	5-5
TENNESSEE WESLEYAN.....	14-4
TENNESSEE WESLEYAN.....	7-8
WRIGHT STATE.....	4-1
WRIGHT STATE.....	5-6
at Middle Tennessee State.....	0-3
at Middle Tennessee State.....	0-6
ALABAMA A&M.....	11-1
ALABAMA A&M.....	11-5
at Christian Brothers.....	4-1
at Christian Brothers.....	8-5
at Jacksonville State.....	1-3
at Jacksonville State.....	2-8
at Jacksonville State.....	5-6
at Alabama.....	2-6
TENNESSEE MARTIN.....	4-7
TENNESSEE MARTIN.....	5-4
JACKSONVILLE STATE.....	7-9
JACKSONVILLE STATE.....	1-4
JACKSONVILLE STATE.....	4-7
at Tennessee Martin.....	1-3
at Tennessee Martin.....	1-2
at Mississippi.....	2-10
at Mississippi.....	0-2
at Troy State.....	0-1
at Troy State.....	4-8
at Alabama A&M.....	12-2
at Alabama A&M.....	9-0
SAMFORD.....	7-4

GSC DIVISION TOURNAMENT (Martin, Tennessee)

Delta State.....	17-4
West Georgia.....	10-2
West Georgia.....	4-0

GSC CHAMPIONSHIP (Florence, Alabama)

Mississippi College.....	4-1
Mississippi College.....	16-5

NCAA CENTRAL REGIONAL (Troy, Alabama)

Troy State.....	2-1
Jacksonville State (10 Inn.).....	2-1
Troy State.....	3-9
Troy State.....	3-9

1985 • (46-11-1)

Head Coach Mike Lane NCAA REGIONAL PARTICIPANT

at Samford.....	3-1
at Samford.....	3-4
at Alabama Christian.....	10-4
at Alabama Christian.....	5-2
at Rhodes College.....	7-3

at Rhodes College.....	14-0
at Alabama.....	4-3
at Belmont.....	10-2
at Belmont.....	1-1
ALABAMA A&M.....	3-1
ALABAMA A&M.....	15-0
at Tuskegee.....	4-6
at Tuskegee.....	13-2
at Alabama-Southern.....	6-4
at Belhaven.....	8-4
at Belhaven.....	10-6
at Livingston.....	11-2
at Livingston.....	12-8
at Mississippi Valley State.....	19-12
at Mississippi Valley State.....	3-6
at Mississippi Valley State.....	10-2
at Mississippi College.....	3-1
at Mississippi College.....	6-3
WEST ALABAMA.....	9-0
WEST ALABAMA.....	11-3
WEST ALABAMA.....	6-3
BIRMINGHAM-SOUTHERN.....	8-7
BIRMINGHAM-SOUTHERN.....	4-1
BETHEL COLLEGE.....	13-2
BETHEL COLLEGE.....	4-0
at Trevecca College.....	17-10
at Tennessee Martin.....	12-6
at Tennessee Martin.....	10-2
ALABAMA CHRISTIAN.....	10-7
ALABAMA CHRISTIAN.....	3-2
at Jacksonville State.....	13-4
at Jacksonville State.....	5-14
at Bethel College.....	8-2
at Bethel College.....	18-3
TENNESSEE-MARTIN.....	4-3
TENNESSEE-MARTIN.....	7-10
MISSISSIPPI VALLEY STATE.....	10-5
MISSISSIPPI VALLEY STATE.....	6-1
JACKSONVILLE STATE.....	10-3
JACKSONVILLE STATE.....	9-7
at Birmingham-Southern.....	11-2
ALABAMA-BIRMINGHAM.....	10-15
SAMFORD.....	12-1
SAMFORD.....	10-4
DELTA STATE.....	3-1
DELTA STATE.....	4-10
at Alabama A&M.....	18-0
at Alabama A&M.....	7-4

GSC DIVISION TOURNAMENT (Cleveland, Mississippi)

Jacksonville State.....	11-1
Tennessee-Martin.....	3-8
Delta State.....	5-9

NCAA CENTRAL REGIONAL (Cleveland, Mississippi)

Troy State (10 inn.).....	6-7
Grand Valley State (14 inn.).....	9-10

1986 • (34-16-1)

Head Coach Mike Lane

at Faulkner University.....	5-3
at Mississippi.....	3-4
at Mississippi.....	4-7
FERRIS STATE (Mich.).....	4-0
FERRIS STATE (Mich.).....	14-2
DELTA STATE (10 inn.).....	4-3
AUSTIN PEAY STATE.....	3-4
AUSTIN PEAY STATE.....	6-1
FERRIS STATE (Mich.).....	14-5
FERRIS STATE (Mich.).....	9-5
at Samford.....	13-5
at Samford.....	5-5
at Samford.....	5-5
at Eckerd College.....	10-11
at Valdosta State.....	3-5
at Columbus College.....	4-1

at Columbus College.....	6-7
LAMBUTH COLLEGE.....	12-4
LAMBUTH COLLEGE.....	5-2
KENTUCKY STATE.....	3-0
KENTUCKY STATE.....	5-1
TENNESSEE-MARTIN.....	7-6
TENNESSEE-MARTIN.....	6-7
WISCONSIN-PLATTEVILLE.....	26-0
WISCONSIN-PLATTEVILLE.....	7-1
JACKSONVILLE STATE.....	2-5
JACKSONVILLE STATE.....	2-4
BELMONT COLLEGE.....	8-1
BELMONT COLLEGE.....	5-2
FAULKNER UNIVERSITY.....	10-0
FAULKNER UNIVERSITY.....	10-1
at Lambuth College.....	4-3
at Lambuth College.....	8-0
at Mississippi State.....	0-7
at Austin Peay State.....	10-7
at Austin Peay State.....	12-5
at Jacksonville State.....	3-6
at Jacksonville State.....	3-7
SAMFORD.....	9-1
SAMFORD.....	9-0
at Tennessee-Martin.....	15-6
at Tennessee-Martin.....	4-0
BETHEL COLLEGE.....	11-6
BETHEL COLLEGE.....	16-0
at Alabama.....	5-15
at Delta State.....	5-7
at Delta State.....	7-0

GSC DIVISION TOURNAMENT (Jacksonville, Alabama)

West Georgia.....	9-3
Tennessee-Martin.....	5-6
West Georgia.....	12-7
Tennessee-Martin.....	10-7
Jacksonville State.....	5-15

1987 • (40-13-1)

Head Coach Mike Lane NCAA REGIONAL PARTICIPANT

TENNESSEE TECH.....	5-4
TENNESSEE TECH.....	6-1
UNION (Tn.).....	7-1
UNION (Tn.).....	3-2
FERRIS STATE.....	3-0
FERRIS STATE.....	4-1
WEST ALABAMA.....	3-6
WEST ALABAMA.....	6-3
at St. Leo.....	15-7
Detroit (N).....	17-3
at Eckerd.....	3-11
Xavier (N).....	14-0
at Eckerd.....	0-6
NORTHWEST MISSOURI STATE.....	3-2
NORTHWEST MISSOURI STATE.....	8-5
MISSISSIPPI COLLEGE.....	6-5
MISSISSIPPI COLLEGE.....	5-1
at Auburn-Montgomery.....	9-4
at Auburn-Montgomery.....	2-0
at Alabama State.....	7-6
KENTUCKY STATE.....	12-1
KENTUCKY STATE.....	17-0
at West Alabama.....	1-3
at West Alabama.....	7-2
at Union (Tn).....	17-9
at Union (Tn).....	8-3
TENNESSEE-MARTIN.....	6-0
TENNESSEE-MARTIN.....	3-3
at Tennessee-Martin.....	6-0
at Tennessee-Martin.....	9-3
at Alabama.....	4-10
AUBURN-MONTGOMERY.....	7-3

at Delta State.....	0-4
at Delta State.....	5-1
MISSISSIPPI VALLEY STATE.....	11-5
MISSISSIPPI VALLEY STATE.....	12-3
at Tennessee Tech.....	8-2
at Tennessee Tech.....	14-12
at Mississippi State.....	1-2
ALABAMA STATE.....	9-0
at Mississippi College.....	12-2
at Mississippi College.....	4-3
DELTA STATE.....	0-4
DELTA STATE.....	9-2
at Middle Tennessee State.....	1-3
at Belmont.....	14-10
SAMFORD.....	10-2
SAMFORD.....	7-2

GSC TOURNAMENT (Troy, Alabama)

Jacksonville State.....	9-5
Troy State.....	8-13
Delta State.....	9-6
Troy State.....	4-8

NCAA

SOUTH CENTRAL REGIONAL (Troy, Alabama)

South Illinois-Edwardsville.....	4-11
Troy State.....	0-4

1988 • (29-16-1)

Head Coach Mike Lane

at Mississippi Valley State.....	8-4
at Mississippi Valley State.....	3-0
MIDDLE TENNESSEE STATE.....	4-4
at Delta State.....	3-4
at Delta State.....	11-12
CUMBERLAND.....	10-3
CUMBERLAND.....	3-2
at Faulkner.....	5-4
at Faulkner.....	2-3
at Auburn-Montgomery.....	9-10
MONTEVALLO.....	2-10
UNION UNIVERSITY.....	4-0
UNION UNIVERSITY.....	3-6
Missouri St. Louis (N).....	13-8
at Eckerd.....	4-8
at St. Leo.....	10-4
at St. Leo.....	3-2
TENNESSEE-MARTIN.....	2-1
TENNESSEE-MARTIN.....	17-4
at Tennessee Tech.....	7-6
WEST ALABAMA.....	8-0
WEST ALABAMA.....	2-4
DELTA STATE.....	4-5
DELTA STATE.....	2-3
TENNESSEE TECH.....	12-10
TENNESSEE TECH.....	15-3
at Mississippi State.....	8-19
at Middle Tennessee State.....	9-13
at Union University.....	13-1
at Union University.....	5-2
at Austin Peay State.....	5-1
at Austin Peay State.....	4-3
MISSISSIPPI COLLEGE.....	6-5
MISSISSIPPI COLLEGE.....	1-4
AUSTIN PEAY STATE.....	7-3
AUSTIN PEAY STATE.....	7-8
SAMFORD.....	15-11
FAULKNER.....	7-9
FAULKNER.....	6-5
at Tennessee-Martin.....	8-4
at Tennessee-Martin.....	12-2
BIRMINGHAM-SOUTHERN.....	4-11
MISSISSIPPI VALLEY STATE.....	6-1
MISSISSIPPI VALLEY STATE.....	9-0
at West Alabama.....	8-6
at West Alabama.....	8-11

LION SCORES 1984-2013

1989 • (44-11)
Head Coach Mike Lane
GULF SOUTH CONFERENCE
CHAMPIONS
NCAA REGIONAL
PARTICIPANT

MISSISSIPPI VALLEY STATE	11-0
MISSISSIPPI VALLEY STATE	10-1
DELTA STATE	0-6
DELTA STATE	6-5
SIENA HEIGHTS	14-5
SIENA HEIGHTS	18-1
SIENA HEIGHTS	14-5
SIENA HEIGHTS	6-2
at Middle Tennessee State	6-3
at Mississippi College	10-12
at Mississippi College	6-1
at Nicholls State	6-10
at McNeese State	11-6
at Louisiana College	8-7
at Louisiana College	6-4
at McNeese State	3-8
at Tennessee-Martin	5-2
at Tennessee-Martin	9-2
at West Alabama	2-0
at West Alabama	3-2
LAKELAND COLLEGE	16-0
LAKELAND COLLEGE	26-3
LAKELAND COLLEGE	12-4
QUINCY COLLEGE	12-4
QUINCY COLLEGE	15-1
QUINCY COLLEGE	11-1
BELMONT COLLEGE	12-2
BELMONT COLLEGE	4-3
at Delta State	9-10
at Delta State	11-5
UNION UNIVERSITY	6-3
UNION UNIVERSITY	7-5
FAULKNER UNIVERSITY	7-8
at Austin Peay State	5-4
at Austin Peay State	7-5
MISSISSIPPI COLLEGE	1-2
MISSISSIPPI COLLEGE	8-7
at Montevallo	7-1
at Union University	2-1
at Union University	5-4
TENNESSEE-MARTIN	8-7
TENNESSEE-MARTIN	12-3
AUSTIN PEAY STATE	10-3
AUSTIN PEAY STATE	1-8
at Mississippi Valley State	11-4
at Mississippi Valley State	7-2
WEST ALABAMA	5-1
WEST ALABAMA	9-1
GSC TOURNAMENT <i>(Jacksonville, Alabama)</i>	
Jacksonville State	14-5
Delta State	9-5
Jacksonville State	6-8
Jacksonville State	9-0
NCAA SOUTH CENTRAL REGIONAL <i>(Florence, Alabama)</i>	
Delta State	8-4
Jacksonville State	1-8
Jacksonville State	5-8
1990 • (37-11)	
BIRMINGHAM-SOUTHERN	8-1
at Union University	13-4
at Union University	11-2
at Delta State	5-4
at Delta State	5-6
LAMBUTH	15-1
LAMBUTH	11-3

at Auburn-Montgomery	1-5
at Auburn-Montgomery	3-1
at Mississippi	4-6
at Mississippi College	17-5
at Mississippi College	5-2
at Mississippi College	17-3
CENTENARY UNIVERSITY	8-5
LAMAR UNIVERSITY	8-5
TENNESSEE-MARTIN	4-0
TENNESSEE-MARTIN	5-0
ROCKFORD COLLEGE	2-1
ROCKFORD COLLEGE	10-0
at Cumberland	3-4
at Cumberland	2-6
AURORA UNIVERSITY	4-3
AURORA UNIVERSITY	5-4
AURORA UNIVERSITY	12-0
WEST ALABAMA	5-4
WEST ALABAMA	2-0
LINCOLN MEMORIAL	2-1
LINCOLN MEMORIAL	7-3
DELTA STATE	3-2
DELTA STATE	6-8
MIDDLE TENNESSEE STATE	6-2
AUBURN-MONTGOMERY	3-2
AUBURN-MONTGOMERY	5-1
at Montevallo	7-5
MISSISSIPPI COLLEGE	14-0
MISSISSIPPI COLLEGE	7-6
at Middle Tennessee State	5-8
CUMBERLAND	5-4
at Mississippi State	10-3
at Tennessee-Martin	2-3
at Tennessee-Martin	2-1
MONTEVALLO	8-4
UNION UNIVERSITY	7-2
UNION UNIVERSITY	7-4
at West Alabama	2-3
at West Alabama	6-4
GSC TOURNAMENT <i>(Florence, Alabama)</i>	
Jacksonville State	4-9
Troy State	4-9

1991 • (30-17)
Head Coach Mike Lane
NCAA REGIONAL
PARTICIPANT

MISSOURI-ST. LOUIS	2-1
MISSOURI-ST. LOUIS	3-2
DELTA STATE	2-3
DELTA STATE	2-0
at Mississippi	8-6
at Memphis State	6-8
at Mississippi College	5-3
at Mississippi College	8-7
at Mississippi College	4-1
LINCOLN UNIVERSITY	10-2
LINCOLN UNIVERSITY	9-2
WEST GEORGIA	2-0
WEST GEORGIA	5-0
WEST GEORGIA	8-2
at Tennessee-Martin	8-1
at Tennessee-Martin	2-3
at Austin Peay State	3-7
at West Alabama	3-2
at West Alabama	0-1
SOUTHEAST MISSOURI	4-3
SOUTHEAST MISSOURI	5-4
at Middle Tennessee State	7-8
UNION UNIVERSITY	11-5
at Delta State	1-9
at Delta State	4-6
MISSISSIPPI VALLEY STATE	10-5
MISSISSIPPI VALLEY STATE	6-3

at Jacksonville State	9-14
CARSON-NEWMAN	0-7
at Samford	5-0
AUSTIN PEAY STATE	4-3
MISSISSIPPI COLLEGE	2-1
MISSISSIPPI COLLEGE	10-3
at Lincoln Memorial	2-5
at Lincoln Memorial	12-4
TENNESSEE-MARTIN	5-4
TENNESSEE-MARTIN	6-2
MIDDLE TENNESSEE STATE	4-3
at Mississippi State	2-6
WEST ALABAMA	1-2
WEST ALABAMA	5-0

GSC TOURNAMENT
(Troy, Alabama)

Troy State	5-1
Delta State	0-2
Jacksonville State	0-10
NCAA SOUTH ATLANTIC REGIONAL <i>(Savannah, Georgia)</i>	
Longwood College	2-5
Armstrong State	13-4
Longwood College	3-8

1992 • (33-19-1)
Head Coach Mike Lane
NCAA REGIONAL
PARTICIPANT

LINCOLN MEMORIAL	7-3
LINCOLN MEMORIAL	6-5
LINCOLN MEMORIAL	10-6
at Jackson State	11-3
at Mississippi College	2-7
at Mississippi (11)	6-7
at Auburn-Montgomery	3-7
at Auburn-Montgomery	2-9
at Union University	1-0
at Union University	2-6
at Trevecca	3-6
at Trevecca	6-0
AUBURN-MONTGOMERY	4-9
AUBURN-MONTGOMERY (9)	4-3
at Memphis State	3-8
WEST GEORGIA	3-1
WEST GEORGIA	6-4
WEST GEORGIA	5-4
LINCOLN UNIVERSITY	11-0
LINCOLN UNIVERSITY	9-1
LINCOLN UNIVERSITY	13-1
LINCOLN UNIVERSITY	12-0
at Delta State	7-11
at Delta State	3-1
MEMPHIS STATE	1-12
at Lambuth	7-8
at Lambuth (5)	5-5
MONTEVALLO	5-1
MONTEVALLO	4-0
TREVECCA	10-4
TREVECCA	7-4
WEST ALABAMA	3-0
WEST ALABAMA	2-1
WEST ALABAMA	6-1
JACKSONVILLE STATE	10-3
at Mississippi College	4-1
at Mississippi College	5-6
at Mississippi College	12-1
at Mississippi State	3-2
MIDDLE TENNESSEE STATE	3-11
VALDOSTA STATE	0-6
VALDOSTA STATE	2-1
VALDOSTA STATE	14-5
UNION (TN)	5-3

UNION (TN)	5-2
at Jacksonville State	5-7
at Jacksonville State	6-0
at Jacksonville State	11-5
GSC TOURNAMENT <i>(Florence, Alabama)</i>	
Valdosta State	3-4
West Alabama	4-10
NCAA SOUTH CENTRAL REGIONAL <i>(Livingston, Alabama)</i>	
Columbus College	13-7
West Alabama	2-10
West Alabama	3-7

1993 • (39-18)
Head Coach Mike Lane
GULF SOUTH CONFERENCE
CHAMPIONS
NCAA REGIONAL
PARTICIPANT

at Memphis State	8-14
at Memphis State	5-3
at Trevecca Nazarene	10-2
at Trevecca Nazarene	12-2
at Auburn-Montgomery	10-4
at Auburn-Montgomery	12-1
SIENA HEIGHTS	13-6
SIENA HEIGHTS	6-8
at Montevallo	2-8
at Freed-Hardeman	22-5
at Freed-Hardeman	16-1
at Union University	1-2
at Union University	2-7
CONCORDIA COLLEGE	13-0
CONCORDIA COLLEGE	13-3
CONCORDIA COLLEGE	10-0
CONCORDIA COLLEGE	16-0
at West Georgia	5-4
at West Georgia	11-1
at West Georgia	10-3
AUBURN-MONTGOMERY	10-7
AUBURN-MONTGOMERY	2-8
at Belmont	13-0
DELTA STATE	12-6
DELTA STATE	2-1
DELTA STATE	5-10
at Central Arkansas	14-16
at Henderson State	13-3
at Henderson State	9-4
at Lincoln Memorial	7-12
at Lincoln Memorial	9-5
at Lincoln Memorial	8-7
at Birmingham-Southern	4-6
at West Alabama	8-7
at West Alabama	12-3
at West Alabama	2-3
at Jacksonville State	8-11
FRED-HARDEMAN	10-0
FRED-HARDEMAN	8-0
MISSISSIPPI COLLEGE	12-1
MISSISSIPPI COLLEGE	4-0
MISSISSIPPI COLLEGE	5-7
MONTEVALLO	12-2
LAMBUTH	9-3
LAMBUTH	13-3
at Valdosta State	5-8
at Valdosta State	3-4
at Valdosta State	6-2
UNION UNIVERSITY	2-1
UNION UNIVERSITY	4-2
GSC TOURNAMENT <i>(Valdosta, Ga.)</i>	
Jacksonville State	3-2

LION SCORES 1984-2013

at Valdosta State	4-3
Jacksonville State	7-6
at Mississippi State	0-1

NCAA

SOUTH CENTRAL REGIONAL (Troy, Ala.)

Valdosta State	9-7
at Troy State	6-7
at Troy State	3-7

1994 • (35-11-2)

Head Coach Mike Lane

at Lambuth	4-2
SIENA HEIGHTS	4-2
SIENA HEIGHTS	17-0
QUINCY	10-2
CAMERON	8-5
QUINCY	13-4
CAMERON	8-4
TALLADEGA COLLEGE	7-4
OLIVET NAZARENE	15-5
TALLADEGA COLLEGE	5-5
OLIVET NAZARENE	5-1
NORTHERN ILLINOIS	7-6
NORTHERN ILLINOIS	0-6
BUTLER	6-3
CAMPBELLSVILLE	9-0
CENTRAL OKLAHOMA	5-6
CENTRAL OKLAHOMA	12-2
WEST ALABAMA	9-9
CENTRAL OKLAHOMA	5-7
at Valdosta State	5-3
at Valdosta State	5-6
at Valdosta State	9-2
at Montevallo	10-5
WEST GEORGIA	14-4
WEST GEORGIA	5-1
BELMONT	20-3
at Lincoln Memorial	3-1
at Lincoln Memorial	4-1
at Lincoln Memorial	16-4
TREVECCA	3-2
TREVECCA	1-2
VALDOSTA STATE	1-0
VALDOSTA STATE	3-6
VALDOSTA STATE	21-18
BIRMINGHAM-SOUTHERN	9-8
MONTEVALLO	10-9
at Mississippi State	6-8
LAMBUTH	12-3
LAMBUTH	10-0
at West Georgia	3-4
at West Georgia	12-4
at West Georgia	7-3
TREVECCA	21-1
LINCOLN MEMORIAL	1-4
LINCOLN MEMORIAL	5-2
LINCOLN MEMORIAL	8-4

GSC TOURNAMENT

(Livingston, Ala.)

Delta State	6-7
Valdosta State	2-5

1995 • (43-15-0)

Head Coach Mike Lane

NCAA REGIONAL PARTICIPANT

at Faulkner	1-3
at Faulkner	5-1
MURRAY STATE	2-4
MURRAY STATE	7-15
at Mississippi College	7-0
at Mississippi College	8-6
at Valdosta State	4-3

at Valdosta State	4-12
at Valdosta State	3-4
SIENA HEIGHTS	2-0
SIENA HEIGHTS	8-1
at West Florida	0-1
at West Florida	3-2
at West Florida	3-8
WAYNE STATE (Neb.)	3-2
WAYNE STATE (Neb.)	10-1
WAYNE STATE (Neb.)	16-0
at Lincoln Memorial	8-5
at Lincoln Memorial	5-3
at Lincoln Memorial	7-1
at Union (8 inn.)	5-3
at Union	5-4
CAMPBELLSVILLE	7-1
OLIVET NAZARENE	7-13
LINCOLN	8-1
WEST GEORGIA	4-3
WEST GEORGIA	4-2
WEST GEORGIA	13-5
at Trevecca	9-5
at Trevecca	16-4
MARTIN METHODIST	8-1
at Belmont	2-9
at Bethel	9-0
at Bethel	11-0
TREVECCA	19-0
VALDOSTA STATE	7-4
VALDOSTA STATE	4-8
VALDOSTA STATE	4-3
at Birmingham-Southern	7-4
WEST FLORIDA	12-3
WEST FLORIDA	15-0
WEST FLORIDA	23-7
UNION	14-5
UNION	13-2
LINCOLN MEMORIAL	9-4
LINCOLN MEMORIAL	7-4
LINCOLN MEMORIAL	4-5
TALLADEGA	13-4
at West Georgia	7-6

GSC TOURNAMENT

(Florence, Ala.)

West Alabama	17-1
Valdosta State	0-2
West Alabama	9-4
Valdosta State	5-2
Valdosta State (11 inn.)	5-6

NCAA

SOUTH CENTRAL REGIONAL (Florence, Ala.)

Valdosta State	10-11
Delta State	13-6
Delta State	9-8
Valdosta State	8-9

1996 • (37-11-0)

Head Coach Mike Lane

at Huntington	15-4
at Huntington	9-6
SIENA HEIGHTS	15-3
QUINCY	6-5
IUPUI-INDIANAPOLIS	15-4
QUINCY	7-14
IUPUI-INDIANAPOLIS	11-2
at Faulkner	11-1
at Faulkner	10-2
INDIANAPOLIS	7-4
ALABAMA-HUNTSVILLE	6-5
INDIANAPOLIS	9-1
IUPUI-FORT WAYNE	23-4
IUPUI-FORT WAYNE	8-7
INDIANAPOLIS	1-2
IUPUI-FORT WAYNE	12-2

at West Florida	9-2
at West Florida	3-1
at West Florida	7-1
OLIVET NAZARENE	5-1
OLIVET NAZARENE	7-0
VALDOSTA STATE	18-1
VALDOSTA STATE	2-4
VALDOSTA STATE	4-3
at Montevallo	8-1
at Montevallo	7-5
at Montevallo	3-7
MARTIN METHODIST	25-0
WEST ALABAMA	2-0
WEST ALABAMA	6-3
WEST ALABAMA	4-2
at Lincoln Memorial	4-5
at Lincoln Memorial	1-6
at Lincoln Memorial	5-6
HUNTINGDON	7-0
HUNTINGDON	3-1
UNION	10-7
UNION	10-4
WEST GEORGIA	4-5
WEST GEORGIA	17-0
WEST GEORGIA	7-12
BELMONT	5-0
BELMONT	13-5
at Mississippi College	9-2
at Mississippi College	5-9
at Alabama-Huntsville	5-2
at Alabama-Huntsville	3-5
TREVECCA	5-4

1997 • (40-15-1)

Head Coach Mike Lane

GULF SOUTH CONFERENCE CHAMPIONS NCAA REGIONAL PARTICIPANT

BELMONT	11-1
BELMONT	2-6
TREVECCA	13-4
TREVECCA	18-4
BELHAVEN	16-2
QUINCY	6-0
BELHAVEN	7-4
QUINCY	3-5
at Union	9-5
at Union	10-7
IUPUI-FORT WAYNE	11-9
IUPUI-FORT WAYNE	10-14
LIPSCOMB	8-7
LIPSCOMB	7-4
WEST FLORIDA	4-0
WEST FLORIDA	13-3
WEST FLORIDA	24-6
MARTIN METHODIST	15-2
GOSHEN	4-3
GOSHEN	19-0
GOSHEN	8-2
at Valdosta State	6-2
at Valdosta State	6-3
at Valdosta State	6-5
CAMPBELLSVILLE	2-3
CAMPBELLSVILLE	6-9
MONTEVALLO	7-4
MONTEVALLO	1-2
MONTEVALLO	16-0
OLIVET NAZARENE	5-3
OLIVET NAZARENE	3-0
at West Alabama	4-8
at West Alabama	4-5
at West Alabama	12-3
at Belhaven	8-14
at Belhaven	6-6

at William Carey	4-11
LINCOLN MEMORIAL	9-4
LINCOLN MEMORIAL	4-3
LINCOLN MEMORIAL	10-9
LIPSCOMB	1-4
LIPSCOMB	11-3
WEST GEORGIA	10-3
WEST GEORGIA	15-10
WEST GEORGIA	6-3
FAULKNER	7-6
FAULKNER	9-3
ALABAMA-HUNTSVILLE	4-2
ALABAMA-HUNTSVILLE	2-12
ALABAMA-HUNTSVILLE	5-7

GSC TOURNAMENT

(Florence, Ala.)

Arkansas Tech	6-4
Southern Arkansas	13-8
Delta State	19-6
Delta State	5-7

NCAA

SOUTH CENTRAL REGIONAL (Florence, Ala.)

Elon	2-6
Central Oklahoma	2-13

1998 • (38-12-0)

Head Coach Mike Lane

LINCOLN	3-2
LINCOLN	4-3
MARTIN METHODIST	20-6
MARTIN METHODIST	10-2
at Lee	14-5
at Huntington	9-2
LAMBUTH	1-2
LAMBUTH	6-2
VIRGINIA INTERMONT	21-4
VIRGINIA INTERMONT	9-5
IUPUI-FORT WAYNE	3-2
VIRGINIA INTERMONT	14-4
IUPUI-FORT WAYNE	18-1
LIPSCOMB	11-3
LIPSCOMB	5-1
at Alabama A&M	22-0
LEMOYNE-OWEN	8-2
LEMOYNE-OWEN	2-4
WEST ALABAMA	10-3
WEST ALABAMA	4-8
WEST ALABAMA	7-3
OLIVET NAZARENE	6-3
OLIVET NAZARENE	12-6
at Montevallo	7-18
at Montevallo	14-10
at Montevallo	11-5
ALABAMA A&M	22-0
at Lipscomb	3-0
at Lipscomb	7-3
WEST FLORIDA	7-11
WEST FLORIDA	12-3
WEST FLORIDA	19-4
at Valdosta State (10 inn.)	9-10
at Valdosta State	8-0
at Valdosta State	28-3
at Alabama	1-4
at Lincoln Memorial	4-5
at Lincoln Memorial	20-0
at Lincoln Memorial	12-13
HUNTINGDON	9-2
WEST GEORGIA	6-2
WEST GEORGIA	6-3
UNION	14-1
at Alabama-Huntsville (10 inn.)	8-6
at Alabama-Huntsville	10-3
at Alabama-Huntsville	2-5

GSC TOURNAMENT

LION SCORES 1984-2013

(Cleveland, Miss.)

Arkansas Tech.....	9-5
Alabama-Huntsville.....	6-8
Central Arkansas.....	16-11
Alabama-Huntsville.....	4-6

1999 • (45-12-0)
Head Coach Mike Lane
GULF SOUTH CONFERENCE
CHAMPIONS
NCAA DIVISION II
SOUTH CENTRAL
REGIONAL
CHAMPIONS
DIVISION II
CHAMPIONSHIP
PARTICIPANT

CENTRAL ARKANSAS.....	8-5
VIRGINIA INTERMONT.....	20-0
CENTRAL ARKANSAS.....	6-5
at LeMoyné-Owen.....	16-6
Lewis (N).....	7-5
Eckerd (N).....	7-2
Valdosta State (N).....	2-4
at Lipscomb.....	13-5
at Lipscomb.....	5-4
QUINCY.....	10-1
DELTA STATE.....	0-6
LEMOYNE-OWEN.....	12-0
BUTLER.....	4-3
LEMOYNE-OWEN.....	14-2
at Martin Methodist.....	5-4
*at West Alabama.....	8-5
*at West Alabama.....	7-0
CAMPBELLSVILLE.....	16-7
CAMPBELLSVILLE.....	7-0
*MONTEVALLO.....	10-11
*MONTEVALLO.....	12-4
*MONTEVALLO.....	6-2
CUMBERLAND.....	9-0
CUMBERLAND.....	14-4
*at West Florida.....	18-12
*at West Florida.....	8-1
*at West Florida.....	7-4
*VALDOSTA STATE.....	15-1
*VALDOSTA STATE.....	7-6
*VALDOSTA STATE.....	18-13
MARTIN METHODIST.....	18-7
TENNESSEE-MARTIN.....	11-4
*LINCOLN MEMORIAL.....	12-5
*LINCOLN MEMORIAL.....	4-8
*LINCOLN MEMORIAL.....	8-6
LIPSCOMB.....	6-4
LIPSCOMB.....	8-2
at Union.....	5-11
*at West Georgia.....	9-16
*at West Georgia.....	9-5
*at West Georgia.....	1-9
CHRISTIAN BROTHERS.....	8-0
CHRISTIAN BROTHERS.....	11-4
*ALABAMA-HUNTSVILLE.....	10-6
*ALABAMA-HUNTSVILLE.....	4-12
*ALABAMA-HUNTSVILLE.....	3-4

GSC TOURNAMENT
(Florence, Ala.)

SOUTHERN ARKANSAS.....	8-7
ALABAMA-HUNTSVILLE.....	9-7
DELTA STATE.....	12-3
DELTA STATE.....	2-5
DELTA STATE.....	10-7

NCAA SOUTH CENTRAL
REGIONAL
(Florence, Ala.)

ALABAMA-HUNTSVILLE.....	7-4
SE OKLAHOMA STATE.....	3-0

SE OKLAHOMA STATE.....	4-2
------------------------	-----

NCAA DIVISION II
CHAMPIONSHIPS
(Montgomery, Ala.)

West Virginia State (N).....	15-9
Kennesaw State (N).....	3-10
Rockhurst (N).....	3-4

2000 • (36-16-1)
Head Coach Mike Lane

BELLARMINE.....	18-8
BELLARMINE.....	4-1
BELLARMINE.....	17-16
Abilene Christian (N).....	5-16
Abilene Christian (N).....	5-6
at Delta State.....	5-0
KENTUCKY WESLEYAN.....	15-2
KENTUCKY WESLEYAN.....	4-12
SIU-EDWARDSVILLE.....	16-2
ARKANSAS TECH.....	3-8
SIU-EDWARDSVILLE.....	8-6
at Spalding.....	25-7
at Christian Brothers.....	20-2
at Christian Brothers.....	19-4
at Christian Brothers.....	5-0
at Cumberland.....	8-10
at Cumberland.....	6-6
SPALDING.....	21-1
UNION.....	8-3
UNION.....	3-6
*at Lincoln Memorial.....	25-2
*at Lincoln Memorial.....	7-1
*at Lincoln Memorial.....	14-1
LEMOYNE-OWEN.....	8-3
*WEST GEORGIA.....	13-2
*WEST GEORGIA.....	8-0
*WEST GEORGIA.....	12-5
at Tennessee Wesleyan.....	10-3
at Tennessee Wesleyan.....	9-0
*at Alabama-Huntsville.....	12-13
*at Alabama-Huntsville.....	2-3
*at Alabama-Huntsville.....	5-10
at Henderson State.....	14-9
at Henderson State.....	16-2
*WEST ALABAMA.....	10-4
*WEST ALABAMA.....	8-2
*WEST ALABAMA.....	8-17
*at West Florida.....	3-4
*at West Florida.....	6-2
*at West Florida.....	4-5
*MONTEVALLO.....	7-4
*MONTEVALLO.....	6-1
*MONTEVALLO.....	11-0
HENDERSON STATE.....	13-3
HENDERSON STATE.....	8-7
*at Valdosta State.....	5-12
*at Valdosta State.....	9-2
*at Valdosta State.....	6-7

GSC TOURNAMENT
(Cleveland, Miss.)

Delta State.....	10-8
Montevallo.....	2-7
Alabama-Huntsville.....	10-6
Montevallo.....	23-19
Delta State.....	1-11

2001 • (30-18)
Head Coach Mike Lane

LEE.....	6-3
LEE.....	6-5
LEE.....	3-7
SPALDING.....	5-2
KENTUCKY WESLEYAN.....	10-3
KENTUCKY WESLEYAN.....	6-5

DELTA STATE.....	2-5
IP-FORT WAYNE.....	7-8
CHRISTIAN BROTHERS.....	19-6
IP-FORT WAYNE.....	3-2
CHRISTIAN BROTHERS.....	5-1
QUINCY.....	9-1
at Ouachita Baptist.....	6-0
at Ouachita Baptist.....	10-11
at Union.....	3-0
at Union.....	5-0
St. Leo (N).....	10-9
at Valdosta State.....	0-6
Lynn (N).....	5-7
*LINCOLN MEMORIAL.....	4-10
*LINCOLN MEMORIAL.....	9-4
*LINCOLN MEMORIAL.....	4-8
*at West Georgia.....	1-4
*at West Georgia.....	1-13
*at West Georgia.....	7-4
at Spalding.....	7-8
at Bellarmine.....	9-6
*ALABAMA-HUNTSVILLE.....	8-10
*ALABAMA-HUNTSVILLE.....	6-8
*ALABAMA-HUNTSVILLE.....	9-6
FAULKNER.....	20-1
*at West Alabama.....	1-3
*at West Alabama.....	8-10
*at West Alabama.....	3-8
HENDERSON STATE.....	13-8
HENDERSON STATE.....	7-6
*WEST FLORIDA.....	12-9
*WEST FLORIDA.....	8-7
*WEST FLORIDA.....	7-14
FRED-HARDEMAN.....	10-0
*at Montevallo.....	11-6
*at Montevallo.....	16-3
*at Montevallo.....	11-1
LAMBUTH.....	5-0
LAMBUTH.....	9-1
*VALDOSTA STATE.....	4-11
*VALDOSTA STATE.....	8-3
*VALDOSTA STATE.....	15-14

2002 • (37-16)
Head Coach Mike Lane

SPALDING.....	4-6
SPALDING.....	4-1
at Lambuth.....	9-4
at Christian Brothers.....	2-3
at Christian Brothers.....	17-1
TENNESSEE WESLEYAN.....	12-6
TENNESSEE WESLEYAN.....	6-1
S. ILL - EDWARDSVILLE.....	1-9
SOUTHERN ARKANSAS.....	1-3
SOUTHERN ARKANSAS.....	6-5
at Alabama.....	1-2
SIENA HEIGHTS.....	10-4
SIENA HEIGHTS.....	11-3
SIENA HEIGHTS.....	14-0
BELLARMINE.....	17-1
BELLARMINE.....	14-2
BELLARMINE.....	3-6
LAMBUTH.....	5-12
NORTHERN STATE.....	6-0
NORTHERN STATE.....	20-2
Trevecca Nazarene.....	7-2
Lincoln Memorial.....	3-2
Lincoln Memorial.....	12-0
Lincoln Memorial.....	14-10
WEST GEORGIA.....	6-5
WEST GEORGIA.....	8-2
WEST GEORGIA.....	9-7
at Carson-Newman.....	2-11
at Tennessee Wesleyan.....	4-5
at Tennessee Wesleyan.....	5-3

at Alabama-Huntsville.....	13-10
UNION.....	4-0
UNION.....	9-7
WEST ALABAMA.....	11-8
WEST ALABAMA.....	4-3
WEST ALABAMA.....	15-11
TREVECCA NAZARENE.....	12-4
at West Florida.....	3-4
at West Florida.....	3-4
at West Florida.....	6-10
CUMBERLAND.....	14-5
CUMBERLAND.....	14-3
at Bellarmine.....	10-7
at Bellarmine.....	8-2
MONTEVALLO.....	12-7
MONTEVALLO.....	6-4
MONTEVALLO.....	12-1
FRED-HARDEMAN.....	8-5
at Valdosta State.....	0-6
at Valdosta State.....	1-2
at Valdosta State.....	11-9

GSC TOURNAMENT
(Millington, Tenn.)

Harding.....	6-13
Delta State.....	2-8

2003 • (35-15)
Head Coach Mike Lane

OUACHITA BAPTIST.....	12-0
QUINCY.....	3-10
QUINCY.....	13-5
SIUE.....	5-2
CHRISTIAN BROTHERS.....	5-2
UNION.....	8-7
UNION.....	6-11
LAMBUTH.....	14-1
BELLARMINE.....	15-1
BELLARMINE.....	18-3
BELLARMINE.....	9-2
at Cumberland.....	8-4
at Cumberland.....	8-0
SIENA HEIGHTS.....	18-4
SIENA HEIGHTS.....	9-4
SIENA HEIGHTS.....	18-6
SIENA HEIGHTS.....	3-2
IINDIANA TECH.....	6-4
INDIANA TECH.....	3-5
at Christian Brothers.....	12-5
at Christian Brothers.....	15-7
INDIANA TECH.....	11-8
*LINCOLN MEMORIAL.....	11-3
*LINCOLN MEMORIAL.....	9-4
*LINCOLN MEMORIAL.....	12-7
*at West Georgia.....	6-8
*at West Georgia.....	4-5
*at West Georgia.....	3-8
LINDENWOOD.....	19-9
LINDENWOOD.....	15-3
LINDENWOOD.....	7-4
*ALABAMA-HUNTSVILLE.....	10-9
*ALABAMA-HUNTSVILLE.....	1-4
*ALABAMA-HUNTSVILLE.....	2-18
at Lambuth.....	10-7
*at West Alabama.....	6-8
*at West Alabama.....	0-3
TREVECCA NAZARENE.....	4-10
*WEST FLORIDA.....	8-0
*WEST FLORIDA.....	5-4

LION SCORES 1984-2013

*WEST FLORIDA..... 1-6
 CUMBERLAND..... 16-18
 at Trevecca Nazarene..... 10-6
 *at Montevallo..... 7-4
 *at Montevallo..... 8-3
 *at Montevallo..... 6-4
 KENTUCKY WESLEYAN..... 12-5
 *VALDOSTA STATE..... 11-5
 *VALDOSTA STATE..... 4-6
 *VALDOSTA STATE..... 4-15

2004 • (34-20-1)

Head Coach Mike Lane

HARDING..... 2-1
 HARDING..... 11-4
 HARDING..... 16-6
 CHRISTIAN BROTHERS..... 12-2
 KENTUCKY WESLEYAN..... 12-8
 at Union..... 6-7
 at Union..... 1-6
 CENTRAL ARKANSAS..... 2-1
 QUINCY..... 5-2
 CENTRAL ARKANSAS..... 11-4
 QUINCY..... 8-9
 BELLARMINE..... 17-1
 HENDERSON STATE..... 13-1
 HENDERSON STATE..... 10-6
 at Trevecca Nazarene..... 11-11
 UNION..... 13-6
 at Delta State..... 1-4
 Alabama-Huntsville (N)..... 3-6
 at Delta State..... 3-10
 CALIFORNIA, Pa..... 1-0
 CALIFORNIA, Pa..... 6-5
 CALIFORNIA, Pa..... 6-13
 HILLSDALE..... 15-2
 HILLSDALE..... 4-0
 HILLSDALE..... 16-3
 at Christian Brothers..... 5-1
 at Christian Brothers..... 11-5
 *WEST GEORGIA..... 8-9
 *WEST GEORGIA..... 6-0
 *WEST GEORGIA..... 5-6
 at Ouachita Baptist..... 6-0
 at Ouachita Baptist..... 6-7
 at Henderson State..... 10-0
 at Henderson State..... 7-5
 *at West Florida..... 3-1
 *at West Florida..... 1-2
 *at West Florida..... 2-6
 at Cumberland..... 2-5
 *at Montevallo..... 13-3
 *at Montevallo..... 5-6
 *at Montevallo..... 15-2
 CUMBERLAND..... 11-8
 *LINCOLN MEMORIAL..... 13-2
 *LINCOLN MEMORIAL..... 3-5
 *LINCOLN MEMORIAL..... 11-5
 LAMBUTH..... 5-1
 LAMBUTH..... 7-5
 *VALDOSTA STATE..... 10-9
 *VALDOSTA STATE..... 5-9
 *VALDOSTA STATE..... 9-19
 TREVECCA NAZARENE..... 15-13
 *at West Alabama..... 1-7
 *ALABAMA-HUNTSVILLE..... 5-13
 *ALABAMA-HUNTSVILLE..... 6-4
 *ALABAMA-HUNTSVILLE..... 2-4

2005 • (39-19)

Head Coach Mike Lane

OUACHITA BAPTIST..... 5-6
 BELLARMINE..... 7-8
 OUACHITA BAPTIST..... 3-6

BELLARMINE..... 5-1
 at Christian Brothers..... 5-2
 at Christian Brothers..... 9-3
 DELTA STATE..... 2-6
 S. ILLINOIS-EDWARDSVILLE..... 7-1
 CUMBERLAND..... 5-0
 CUMBERLAND..... 5-4
 HENDERSON STATE..... 8-5
 QUINCY..... 5-1
 HENDERSON STATE..... 16-3
 TREVECCA NAZARENE..... 12-3
 at Martin Methodist..... 16-13
 vs. Fort Hays State (N)..... 7-8
 vs. Sioux Falls (N)..... 10-0
 at Central Missouri State..... 3-13
 INDIANA TECH..... 20-7
 NEBRASKA-KEARNEY..... 7-8
 NEBRASKA-KEARNEY..... 11-1
 NEBRASKA-KEARNEY..... 7-12
 MARTIN METHODIST..... 8-6
 *at West Georgia..... 2-6
 *at West Georgia..... 1-2
 *at West Georgia..... 6-3
 at Ouachita Baptist..... 6-7
 at Ouachita Baptist..... 4-2
 at Henderson State..... 8-10
 *WEST FLORIDA..... 7-9
 *WEST FLORIDA..... 4-5
 *WEST FLORIDA..... 9-8
 UNION..... 15-5
 *MONTEVALLO..... 12-0
 *MONTEVALLO..... 6-5
 *MONTEVALLO..... 10-4
 at Union..... 6-15
 *at Lincoln Memorial..... 12-3
 *at Lincoln Memorial..... 8-5
 *at Lincoln Memorial..... 11-3
 *at Valdosta State..... 5-3
 *at Valdosta State..... 4-2
 *at Valdosta State..... 10-6
 CUMBERLAND..... 5-8
 CHRISTIAN BROTHERS..... 5-2
 *WEST ALABAMA..... 7-2
 *WEST ALABAMA..... 3-0
 *WEST ALABAMA..... 5-4
 TREVECCA NAZARENE..... 7-12
 *at Alabama-Huntsville..... 11-8
 *at Alabama-Huntsville..... 4-3
 *at Alabama-Huntsville..... 4-2

GSC TOURNAMENT (Millington, Tenn.)

Arkansas-Monticello..... 9-2
 West Alabama..... 5-9
 Montevallo..... 7-3
 Delta State..... 9-4
 West Alabama..... 7-6
 West Alabama..... 4-9

2006 • (38-20)

Head Coach Mike Lane

at Ouachita Baptist..... 2-3
 at Ouachita Baptist..... 5-7
 at Ouachita Baptist..... 1-2
 at Trevecca Nazarene..... 7-2
 MARS HILL..... 9-0
 MARS HILL..... 5-2
 MARS HILL..... 6-5
 at Christian Brothers..... 6-7
 at Martin Methodist..... 6-3
 CENTRAL ARKANSAS..... 6-0
 CENTRAL ARKANSAS..... 5-4
 CENTRAL ARKANSAS..... 3-2
 CENTRAL ARKANSAS..... 5-7
 DELTA STATE..... 6-7
 DELTA STATE..... 11-4

at Columbus State..... 2-11
 at Columbus State..... 6-7
 at Columbus State..... 5-7
 INDIANA TECH..... 9-4
 INDIANA TECH..... 12-2
 CONCORDIA..... 12-4
 CONCORDIA..... 8-0
 CHRISTIAN BROTHERS..... 7-3
 MARTIN METHODIST..... 4-3
 *WEST GEORGIA..... 10-0
 *WEST GEORGIA..... 8-2
 *WEST GEORGIA..... 4-2
 FRED-HARDEMAN..... 6-2
 *at West Florida..... 7-4
 *at West Florida..... 3-5
 *at West Florida..... 10-1
 at Henderson State..... 21-6
 at Ouachita Baptist..... 8-0
 vs. Augustana..... 8-7
 *at Montevallo..... 5-0
 *at Montevallo..... 5-6
 *at Montevallo..... 5-9
 at Tuskegee..... 26-3
 at Tuskegee..... 32-3
 *LINCOLN MEMORIAL..... 9-4
 *LINCOLN MEMORIAL..... 3-0
 *LINCOLN MEMORIAL..... 1-0
 ARKANSAS TECH..... 6-1
 ARKANSAS TECH..... 4-0
 *VALDOSTA STATE..... 3-8
 *VALDOSTA STATE..... 2-4
 *VALDOSTA STATE..... 8-12
 OUACHITA BAPTIST..... 6-3
 OUACHITA BAPTIST..... 7-2
 *at West Alabama..... 0-3
 *at West Alabama..... 3-4
 *at West Alabama..... 3-4
 *ALABAMA-HUNTSVILLE..... 12-7
 *ALABAMA-HUNTSVILLE..... 16-9

GSC TOURNAMENT (Millington, Tenn.)

Ouachita Baptist..... 8-4
 Central Arkansas..... 7-4
 Southern Arkansas..... 10-11 (11)
 West Florida..... 2-6

2007 • (32-21-1)

Head Coach Mike Lane

Arkansas Tech..... 4-2
 Arkansas Tech..... 9-11
 Arkansas Tech..... 8-3
 at Freed-Hardeman..... 7-10
 at Delta State Univ..... 7-8
 at Delta State Univ..... 4-3
 at #4 Delta State Univ..... 0-10
 BELLARMINE..... 8-2
 BELLARMINE..... 4-2
 BELLARMINE..... 6-2
 OUACHITA BAPTIST..... 5-9
 OUACHITA BAPTIST..... 3-6
 Arkansas Monticello..... 10-1
 Arkansas Monticello..... 14-0
 Arkansas Monticello..... 6-0
 at Trevecca Nazarene..... 7-7
 DRURY..... 8-2
 DRURY..... 14-4
 DRURY..... 6-5
 at Harding..... 7-8
 at Harding..... 3-0
 HENDERSON STATE..... 5-3
 HENDERSON STATE..... 8-2
 HENDERSON STATE..... 5-8
 CHRISTIAN BROTHERS..... 12-6
 *at West Georgia..... 13-8
 *at West Georgia..... 3-4

*at West Georgia..... 11-6
 COLUMBUS STATE..... 3-16
 *WEST FLORIDA..... 1-3
 *WEST FLORIDA..... 3-10
 *WEST FLORIDA..... 3-0
 at #2 Ouachita Baptist..... 3-13
 SOUTHERN ARKANSAS..... 4-3
 *MONTEVALLO..... 4-14
 *MONTEVALLO..... 8-7
 *MONTEVALLO..... 12-6
 at Arkansas Monticello..... 12-3
 at Arkansas Monticello..... 11-5
 at Martin Methodist..... 6-3
 CLARK-ATLANTA..... 4-0
 CLARK-ATLANTA..... 12-1
 TREVECCA NAZARENE..... 11-10
 at Christian Brothers..... 7-4
 *at Valdosta State..... 13-14
 *at Valdosta State..... 4-5
 *at Valdosta State..... 6-10
 *WEST ALABAMA..... 7-6
 *WEST ALABAMA..... 0-5
 *WEST ALABAMA..... 6-9
 MARTIN METHODIST..... 13-3
 *at Alabama-Huntsville..... 10-7
 *at Alabama-Huntsville..... 2-5
 *at Alabama-Huntsville..... 3-4

2008 • (29-21)

Head Coach Mike Lane

ARKANSAS-MONTICELLO..... 13-2
 ARKANSAS-MONTICELLO..... 18-4
 ARKANSAS-MONTICELLO..... 14-4
 BELLARMINE..... 1-4
 BELLARMINE..... 8-3
 BELLARMINE..... 8-4
 at Martin Methodist..... 16-6
 KENTUCKY WESLEYAN..... 13-3
 KENTUCKY WESLEYAN..... 6-2
 KENTUCKY WESLEYAN..... 5-6
 KENTUCKY WESLEYAN..... 8-6
 DELTA STATE..... 3-7
 HARDING..... 11-1
 HARDING..... 10-7
 HARDING..... 11-8
 at Ouachita Baptist..... 3-4
 at Ouachita Baptist..... 3-4
 BETHEL..... 14-2
 ALABAMA..... 2-17
 CHRISTIAN BROTHERS..... 15-1
 *WEST GEORGIA..... 9-10
 *WEST GEORGIA..... 12-3
 *WEST GEORGIA..... 5-2
 FAULKNER..... 9-3
 *at West Florida..... 1-4
 *at West Florida..... 9-11
 *at West Florida..... 12-5
 at Harding..... 0-2
 at Harding..... 3-4
 *at Montevallo..... 7-4
 *at Montevallo..... 3-4
 *at Montevallo..... 1-6
 CATAWBA..... 0-2
 CATAWBA..... 2-0
 CATAWBA..... 8-7
 OUACHITA BAPTIST..... 7-8
 OUACHITA BAPTIST..... 7-6
 *VALDOSTA STATE..... 15-5
 *VALDOSTA STATE..... 2-6
 *VALDOSTA STATE..... 2-4
 MARTIN METHODIST..... 12-5

LION SCORES 1984-2013

2010 • (29-24)
Head Coach Mike Keehn
 BELLARMINE 10-4
 BELLARMINE 2-1
 BELLARMINE 2-4
 CUMBERLAND 6-12
 at Ouachita Baptist 0-3
 vs Wisconsin Parkside 11-10
 HARDING 11-4
 HARDING 4-3
 MONTEVALLO 1-6
 MONTEVALLO 9-2
 at Southern Arkansas 0-12
 at Southern Arkansas 6-5
 at Southern Arkansas 1-5
 DELTA STATE 8-7
 DELTA STATE 1-7
 QUINCY 7-4
 QUINCY 1-2
 vs Arkansas Tech 11-1
 vs Arkansas Tech 0-2
 *WEST GEORGIA 8-5
 *WEST GEORGIA 5-9
 *WEST GEORGIA 13-12
 MARTIN METHODIST 11-0
 *at West Florida 2-6
 *at West Florida 3-0
 *at West Florida 2-9
 at Christian Brothers 12-2
 at Lambuth University 4-10
 at Lambuth University 5-6
 at Lambuth University 5-7
 at Ouachita Baptist 3-4
 at Ouachita Baptist 9-2
 CHRISTIAN BROTHERS 6-5
 at Univ. of Montevallo 13-2
 at Univ. of Montevallo 5-4
 *VALDOSTA STATE 8-7
 *VALDOSTA STATE 5-11
 *VALDOSTA STATE 0-14
 UNION 14-8
 at Martin Methodist 14-7
 *at West Alabama 4-2
 *at West Alabama 5-7
 *at West Alabama 13-7
 OUACHITA BAPTIST 5-3
 OUACHITA BAPTIST 3-9
 *ALABAMA-HUNTSVILLE 3-25
 *ALABAMA-HUNTSVILLE 10-5
 *ALABAMA-HUNTSVILLE 6-5

2009 • (32-20)
Head Coach Mike Keehn
 FORT HAYS STATE 14-11
 FORT HAYS STATE 10-9
 FORT HAYS STATE 12-1
 BETHEL 15-3
 BETHEL 16-3
 SOUTHERN ARKANSAS 11-14
 SOUTHERN ARKANSAS 4-3
 SOUTHERN ARKANSAS 3-6
 SOUTHERN ARKANSAS 4-2
 MARTIN METHODIST 3-4
 BELLARMINE 7-3
 BELLARMINE 9-1
 BELLARMINE 13-4
 at Harding 7-2
 at Harding 7-1
 at Arkansas-Monticello 3-2
 at Arkansas-Monticello 3-4
 CHRISTIAN BROTHERS 12-2
 URBANA 5-3
 URBANA 6-1
 at Delta State 7-1
 at Delta State 5-7
 HENDERSON STATE 5-6
 HENDERSON STATE 5-3
 HENDERSON STATE 3-7
 HARDING 14-5
 HARDING 3-7
 ARKANSAS-MONTICELLO 11-3
 ARKANSAS-MONTICELLO 7-2
 *WEST FLORIDA 7-5
 *WEST FLORIDA 1-4
 *WEST FLORIDA 16-1
 at Ouachita Baptist 5-7
 vs. Southern Arkansas 1-4
 *MONTEVALLO 6-9
 *MONTEVALLO 4-6
 *MONTEVALLO 12-6
 QUINCY 13-0
 QUINCY 5-2
 QUINCY 10-8
 at Freed Hardeman 10-9
 at Freed Hardeman 11-4
 *at Valdosta State 2-8
 *at Valdosta State 0-4
 *at Valdosta State 12-7
 OUACHITA BAPTIST 1-8
 OUACHITA BAPTIST 3-4
 *WEST ALABAMA 11-5
 *WEST ALABAMA 2-3
 *at Alabama-Huntsville 8-9
 *at Alabama-Huntsville 10-4
 *at Alabama-Huntsville 17-19

2011 • (37-14)
Head Coach Mike Keehn
NCAA REGIONAL PARTICIPANT
 KENTUCKY STATE 31-2
 KENTUCKY STATE 12-1
 MARTIN METHODIST 10-4
 at Ouachita Baptist 11-0
 at Ouachita Baptist 6-7
 at Ouachita Baptist 15-4
 at Christian Brothers 11-5
 MISSOURI WESTERN 13-2
 MISSOURI WESTERN 3-1
 MISSOURI WESTERN 10-3
 at Montevallo 4-8
 SOUTHERN ARKANSAS 13-3
 SOUTHERN ARKANSAS 0-12
 SOUTHERN ARKANSAS 7-6
 at Delta State 6-10
 at Delta State 4-2
 at West Alabama 2-5
 at West Alabama 6-3
 at Harding 1-3
 at Harding 4-0
 ALABAMA-HUNTSVILLE 6-4
 ALABAMA-HUNTSVILLE 4-6
 ALABAMA-HUNTSVILLE 8-6
 vs Arkansas Tech 3-1
 vs Arkansas Tech 3-2
 at Valdosta State 10-0
 at Valdosta State 5-3
 at Valdosta State 14-4
 WEST FLORIDA 2-6
 WEST FLORIDA 1-5
 FREED-HARDEMAN 10-0
 at West Georgia 11-4
 at West Georgia 5-0
 at West Georgia 10-1
 MONTEVALLO 8-13
 at Trevecca Nazarene 14-5
 LAMBUTH 19-3
 LAMBUTH 23-6
 LAMBUTH 15-1
 LAMBUTH 7-6
 at Freed-Hardeman 14-4
 WEST ALABAMA 7-5
 WEST ALABAMA 8-6
 WEST ALABAMA 7-3

GSC TOURNAMENT (Millington, Tenn.)
 vs Delta State 10-5
 vs Harding 2-5
 vs Arkansas Tech 3-4

NCAA SOUTH REGIONAL (Pensacola, Fla.)
 vs Southern Arkansas 8-3
 vs Harding 8-2
 at West Florida 1-6
 vs Barry 5-10

2012 • (39-18)
Head Coach Mike Keehn
NCAA REGIONAL PARTICIPANT
 KENTUCKY STATE 15-3
 KENTUCKY STATE 9-1
 MARTIN METHODIST 9-5
 OUACHITA BAPTIST 11-4
 OUACHITA BAPTIST 7-6
 OUACHITA BAPTIST 2-5
 MONTEVALLO 8-5
 MISSOURI WESTERN 1-4
 MISSOURI WESTERN 7-2
 MISSOURI WESTERN 5-3
 at Auburn Montgomery 4-3
 QUINCY 12-3
 QUINCY 2-1
 QUINCY 8-3
 at Harding 1-2
 at Harding 1-2
 WEST ALABAMA 5-3
 WEST ALABAMA 7-3
 WEST ALABAMA 3-6
 HARDING 8-7
 HARDING 7-6
 WEST FLORIDA 7-8
 WEST FLORIDA 12-1
 WEST FLORIDA 2-0
 AUBURN-MONTGOMERY 11-5
 at West Georgia 2-5
 at West Georgia 7-2
 at West Georgia 12-0
 ARKANSAS TECH 8-7
 at Tennessee Wesleyan 7-5
 at Martin Methodist 7-3
 at Valdosta State 2-10
 at Valdosta State 7-6
 at Valdosta State 3-5
 FREED-HARDEMAN 5-4
 DELTA STATE 4-9
 DELTA STATE 7-9
 DELTA STATE 4-1
 at Montevallo 7-5
 CHRISTIAN BROTHERS 16-2
 CHRISTIAN BROTHERS 7-3
 CHRISTIAN BROTHERS 7-4
 at Freed-Hardeman 5-9
 NEW ORLEANS 5-4
 NEW ORLEANS 4-0
 NEW ORLEANS 5-3
 UNION 9-8
 at Alabama-Huntsville 6-9
 at Alabama-Huntsville 1-18
 at Alabama-Huntsville 7-3

GSC TOURNAMENT (Rome, Ga.)
 vs Valdosta State 1-4
 vs Christian Brothers 19-1
 vs West Georgia 5-1
 vs Alabama-Huntsville 9-8
 vs Delta State 0-4

NCAA SOUTH REGIONAL (Tampa, Fla.)
 vs Delta State 0-2
 vs Lynn 4-10

LION SCORES 1984-2013/GSC SERIES

2013 • (28-21-1)
Head Coach Mike Keehn
 LEMOYNE-OWEN 29-2
 LEMOYNE-OWEN 14-0
 at Florida Southern..... 1-6
 at Florida Southern..... 4-7
 at Florida Southern..... 4-8
 at Montevallo..... 5-10
 KENTUCKY STATE 21-0
 KENTUCKY STATE 15-0
 KENTUCKY STATE 10-3
 TREVECCA NAZARENE 10-8
 SHORTER 10-0
 SHORTER 1-7
 SHORTER 10-1
 MARYVILLE..... 3-0
 MARYVILLE..... 10-3
 at Delta State..... 5-14
 at Delta State..... 4-7
 at Delta State..... 3-2
 at Auburn-Montgomery..... 6-8
 STILLMAN 1-3
 ALABAMA-HUNTSVILLE 8-6
 ALABAMA-HUNTSVILLE 1-0
 ALABAMA-HUNTSVILLE 8-10
 MONTEVALLO 6-7
 at West Florida..... 6-8
 at West Florida..... 2-3
 at West Florida..... 6-4
 at Trevecca Nazarene..... 10-2
 at Alabama A&M..... 6-1
 UNION..... 5-3
 UNION..... 5-0
 UNION..... 9-7
 FREED-HARDEMAN 2-6
 at West Alabama (10) 2-3
 at West Alabama 2-1
 at West Alabama 2-7
 AUBURN-MONTGOMERY 5-5
 VALDOSTA STATE..... 7-9
 VALDOSTA STATE..... 4-2
 VALDOSTA STATE..... 6-0
 MONTEVALLO 4-10
 at Christian Brothers..... 5-0
 at Christian Brothers..... 12-6
 at Christian Brothers..... 5-4
 at Freed-Hardeman..... 5-0
 at West Georgia..... 6-2
 at West Georgia..... 3-6

GSC TOURNAMENT
(Chattanooga, Tenn.)
 vs Valdosta State (12)..... 2-4
 vs. Christian Brothers 10-5
(Carrollton, Ga.)
 at West Georgia..... 0-2

UNA'S ALL-TIME GSC SERIES
1987 (11-4)
 UWA 1-1
 MC 2-0
 @ UWA 1-1
 UTM 1-0-1
 @ UTM 2-0
 @ DSU 1-1
 @ MC 2-0
 DSU 1-1
1988 (8-6)
 @ DSU 1-1
 UTM 2-0
 UWA 1-1
 DSU 0-2
 MC 1-1
 @ UTM 2-0
 @ UWA 1-1
1989 (12-4)
 DSU 1-1
 @ MC 1-1
 @ UTM 2-0
 @ UWA 2-0
 @ DSU 1-1
 MC 1-1
 UTM 2-0
 UWA 2-0
1990 (12-4)
 @ DSU 1-1
 @ MC 2-0
 UTM 2-0
 UWA 2-0
 DSU 1-1
 MC 2-0
 @ UTM 1-1
 @ UWA 1-1
1991 (10-6)
 DSU 1-1
 @ MC 2-0
 @ UTM 1-1
 @ UWA 1-1
 @ DSU 0-2
 MC 2-0
 UTM 2-0
 UWA 1-1
1992 (13-4)
 WG 3-0
 @ DSU 1-1
 UWA 3-0
 @ MC 2-1
 VSU 2-1
 @ JSU 2-1
1993 (12-6)
 @ WG 3-0
 DSU 2-1
 @ LMU 2-1
 @ UWA 2-1
 MC 2-1
 @ VSU 1-2
1994 (13-4)
 @ VSU 2-1
 WG 2-0
 @ LMU 3-0
 VSU 2-1
 @ WG 2-1
 LMU 2-1
1995 (16-6)
 @ VSU 1-2
 @ UWF 1-2
 @ LMU 3-0
 WG 3-0
 VSU 2-1
 UWF 3-0
 LMU 2-1
 @ WG 1-0

1996 (12-8)
 @ UWF 3-0
 VSU 2-1
 @ UM 2-1
 UWA 3-0
 @ LMU 0-3
 WG 1-2
 @ UAH 1-1
1997 (16-5)
 UWF 3-0
 @ VSU 3-0
 UM 2-1
 @UWA 1-2
 LMU 3-0
 @WG 3-0
 UAH 1-2
1998 (13-7)
 UWA 2-1
 @ UM 2-1
 UWF 2-1
 @ VSU 2-1
 @ LMU 1-2
 WG 2-0
 @ UAH 2-1
1999 (14-6)
 @ UWA 2-0
 UM 2-1
 @ UWF 3-0
 VSU 3-0
 LMU 2-1
 @ WG 1-2
 UAH 1-2
2000 (13-8)
 @ LMU 3-0
 WG 3-0
 @ UAH 0-3
 UWA 2-1
 @ UWF 1-2
 UM 3-0
 @ VSU 1-2
2001 (10-11)
 LMU 1-2
 @ WG 1-2
 UAH 1-2
 @ UWA 0-3
 WF 2-1
 @ UM 3-0
 VSU 2-1
2002 (14-5)
 @ LMU 3-0
 WG 3-0
 @ UAH 1-0
 UWA 3-0
 @ UWF 0-3
 UM 3-0
 @ VSU 1-2
2003 (10-10)
 LMU 3-0
 @WG 0-3
 UAH 1-2
 @UWA 0-2
 UWF 2-1
 @UM 3-0
 VSU 1-2
2004 (8-11)
 WG 1-2
 @UWF 1-2
 @UM 2-1
 LMU 2-1
 VSU 1-2
 @UWA 0-1
 UAH 1-2

2005 (17-4)
 @WG 1-2
 UWF 1-2
 UM 3-0
 @LMU 3-0
 @VSU 3-0
 UWA 3-0
 @UAH 3-0
2006 (11-9)
 WG 3-0
 @UWF 2-1
 @UM 1-2
 LMU 3-0
 @VSU 0-3
 @UWA 0-3
 UAH 2-0
2007 (7-11)
 @WG 2-1
 UWF 1-2
 UM 2-1
 @VSU 0-3
 UWA 1-2
 @UAH 1-2
2008 (8-9)
 WG 2-1
 @UWF 1-2
 @UM 1-2
 VSU 1-2
 @UWA 1-2
 UAH 2-0
2009 (6-8)
 @WG rain out
 UWF 2-1
 UM 1-2
 @VSU 1-2
 UWA 1-1
 @UAH 1-2
2010 (8-7)
 WG 2-1
 @UWF 1-2
 VSU 1-2
 @UWA 2-1
 UAH 2-1
2011 (12-4)
 @UWA 1-1
 UAH 2-1
 @VSU 3-0
 UWF 0-2
 @WG 3-0
 UWA 3-0
 @UAH cancelled
2012 (15-9)
 UWA 2-1
 UWF 2-1
 @WG 2-1
 @VSU 1-2
 DSU 1-2
 CBU 3-0
 UNO 3-0
 @UAH 1-2
2013 (16-10)
 SU 2-1
 @DSU 1-2
 UAH 2-1
 @UWF 1-2
 UNION 3-0
 @UWA 1-2
 VSU 2-1
 @CBU 3-0
 @WG 1-1

LION LETTERMEN 1984-2013

ADDISON, RustyOF 1984 (Baytown, Tex.)	BLAIR, Matt3B 1984 (Bradenton, Fla.)	BURNS, Mike3B 1989, 90 (Decatur, Ala.)	COE, RandyP 1985, 86 (Birmingham, Ala.)	ESSARY, PhilC 1987 (Corinth, Miss.)
AGEE, Jackson2B 2006, 07, 08, 09 (Tuscumbia, Ala.)	BOATNER, BrianC 2009 (Beldon, Miss.)	BURNS, PatP 1988, 89 (Sylacauga, Ala.)	COLACCHIO, MikeRHP 2004 (Essex Jct., Vt.)	EUBANKS, Jeff1B 1990 (Huntsville, Ala.)
AGEE, Steven3B 2005, 06 (Tuscumbia, Ala.)	BOCK, DanOF 1989, 90 (Overland Park, Kan.)	BUSHA, RodneyP 1990 (Attalla, Ala.)	COLWILL, Brian1B 1987, 88 (Lethridge Alberta, Can.)	EVANS, PhilC 1987, 89 (Salt Lake City, Utah)
ALBRIGHT, GerryP 1991, 92 (Clarksville, Tenn.)	BOLIN, BrentP-INF 1985, 86 (Billings, Mo.)	BYRD, JamieP 1997, 98 (Montgomery, Ala.)	COTTINGHAM, MauriceOF 1997, 98 (Centreville, Ala.)	EVANSA, CraigOF 1994 (San Jose, Calif.)
ALLISON, PatP 2006, 07 (Morris, Ala.)	BOLTON, EricP 2012 (Nashville, Tenn.)	BYRD, John3B 2005, 06 (Hoover, Ala.)	COWAN, JoshC 2003 (Athens, Ala.)	EVERT, Scott1B 1988 (Carlsbad, Calif.)
ALMON, Andrew3B 2010, 11, 12, 13 (Florence, Ala.)	BONIFACIO, TaylorOF 2013 (Lucedale, Miss.)	BYRDAK, Scott2B-SS 1996 (Oak Forest, Ill.)	CRANE, MattOF 2005 (Pulaski, Tenn.)	FEARS, ChrisOF 1999, 00 (Ozark, Mo.)
AMES, RayP 1984 (Stockton, Calif.)	BOSTON, DylanDH-1B 2013 (Sheffield, Ala.)	CAMPBELL, WillOF 2009 (Seligman, Ariz.)	CRAWFORD, KeithOF 1992, 93 (Columbia, Tenn.)	FENUS, JustinP 1996 (Mt. View, Wyo.)
ANDERSON, JasonP 1997, 98 (Warrior, Ala.)	BOUGHNER, ChadP 2009, 11, 12, 13 (Florence, Ala.)	CANDELARI, J.J.C 1992 (Houston, Tex.)	CREGEEN, BartINF 1984 (Corinth, Miss.)	FERGUSON, JohnRHP 2004, 05 (Berkeley, Calif.)
ANDERSON, TharunC 2000, 01 (LaPlace, LA)	BOWDEN, NathanSS 2002 (Pope, Miss.)	CARLTON, PatrickP 1996 (Somerset, Ky.)	CREGEEN, Ben3B 1985 (Corinth, Miss.)	FERGUSON, ScottP 2011 (Saltito, Miss.)
ASHCRAFT, ChuckP 1986, 87 (Fort Worth, Tex.)	BOWLES, GregOF 1990, 92 (Chattanooga, Tenn.)	CARPENTER, JoshSS-2B 2011, 12, 13 (Harvest, Ala.)	CROMLEY, DillonP 1998, 99 (Ft. Collins, Colo.)	FERGUSON, TylerP 2010 (Hatchee, Ala.)
AUERBACHP 2008, 09 (Olathe, Kan.)	BRADY, ToddP 1989 (Gladstone, Mo.)	CARR, FlynnC 1986 (Tucson, Ariz.)	CROSSING, RustyOF 1984 (Jefferson City, Tenn.)	FLEMING, JustinLHP 2007, 08, 09 (Muscle Shoals, Ala.)
AUTREY, LeeOF 1999 (McKinney, Texas)	BRANDON, JoshP 2002, 03 (Belleville, Mich.)	CARROLL, SeanP 1993 (Ocoee, Fla.)	CZAJKOWSKI, JimP 1985, 86 (Houston, Tex.)	FLIPPIN, PeteC 1990 (Henderson, Nev.)
AYERS, KevinP 1986, 87 (Houston, Tex.)	BREWER, D.L.3B 1997, 98 (Snowflake, Ariz.)	CARLSON, SteveOF 1998 (Lafayette, La.)	CYR, Josh1B 2010, 11, 12, 13 (Huntsville, Ala.)	FOOTE, JeffOF 1994, 95 (St. Paul Park, Minn.)
BAILEY, Jonas1B 2001, 02, 03 (Killen, Ala.)	BRINDLE, RichardP 2006, 07 (Peru, Indiana)	CASTRO, DennisOF 1994 (Gilroy, Calif.)	DANIEL, DavidP 1990 (Vance, Ala.)	FOSTER, BrandonRHP 2007 (Henderson, Texas)
BARTON, BobbySS 1991 (Pinole, Calif.)	BRITT, BobbyP-INF 1985 (Wilmington, Del.)	CERNAK, JustinP 1999 (Murietta, Calif.)	DAVIDSON, BradOF 1989 (Corinth, Miss.)	FOULKS, Jason3B-OF 1996 (Okolona, Miss.)
BLAKEY, JoeOF 1987, 88 (Gardendale, Ala.)	BROOKS, AlasandroOF 1988 (Las Vegas, Nev.)	CHANEY, Clint2B 2001 (Hartselle, Ala.)	DENNIS, WillC 2011, 12, 13 (Decatur, Ala.)	FOYTACK, Jason1B 1991, 92 (Moscow, Pa.)
BARNSDALE, JamesOF 2004, 05, 06 (Florence, Ala.)	BROWN, NeilP 2010 (Gardendale, Ala.)	CHAPPELL, ShaneRHP 2004, 05 (Warrior, Ala.)	DOBBINS, LanceP 1996 (Bryan, Tex.)	FREELAND, Alex3B 2002 (Naples, Fla.)
BASS, AnthonyOF 2003 (Tulsa, Okla.)	BROWN, TatumP 2001, 02 (Oxford, Miss.)	CHAVEZ, RickSS 1984, 85 (Douglas, Ariz.)	DOUGHERTY, FrankP 2006, 07 (Rome, Ga.)	FUGICE, JobSS 2004, 05 (Guarulhos, Brazil)
BATCHELOR, DrewP 2012 (Russellville, Ala.)	BROWN, WillieOF 1989, 91 (Cherokee, Ala.)	CHRISTIE, AndrewP 2001, 02 (Colliersville, Tenn.)	DOYLE, JoshOF 2012, 13 (Hartselle, Ala.)	FULLER, EliOF 2005, 06, 07 (Tuscumbia, Ala.)
BATES, PhilP 1984, 85 (Joliet, Ill.)	BRUCE, PatP 1986, 87 (Canyon Lake, Tex.)	CLARK, DrewP 2010, 11 (Muscle Shoals, Ala.)	EHLMANN, LendonP 2012 (St. Charles, Mo.)	GALLEGOS, ChristianC 1998, 99 (Somerton, Ariz.)
BATSON, WillP 2006 (Killen, Ala.)	BRYAN, ToddP 2008 (Bryant, Ariz.)	CLARK, J. T.C 2004 (Lake City, Fla.)	ELIN, JasonP 2001 (Merced, Calif.)	GARDNER, DonnieC-OF 1985 (Phoenix, Ariz.)
BEAN, ScottOF 1992 (Tupelo, Miss.)	BRYANT, CraigP-SS 1989, 90, 91 (Birmingham, Ala.)	CLAUNCH, BrantleyP 2012, 13 (Florence, Ala.)	ELLIOTT, ChanceP 1994 (New Iberia, La.)	GASTELUM, JohnnyP 2004 (Yuma, Ariz.)
BEASLEY, BlaineP 1993, 94 (Woodstock, Ala.)	BUCHANAN, Vince1B 2000 (Okolona, Miss.)	CLEMMONS, JeremyOF 1998 (Florence, Ala.)	ENDERS, MarkOF 2003, 04 (El Paso, Texas)	GERARD, Sean3B, 2B 1994, 95 (Carencro, La.)
BECK, Brock3B 2001, 02, 03, 04 (Florence, Ala.)	BUCKNER, Tommy3B 1993 (Lynn Haven, Fla.)	CLEVELAND, RussP 1989, 90 (Muscle Shoals, Ala.)	ENTWISTLE, KenP 1984 (Phoenix, Ariz.)	GIANNOLA, RobC 1994 (Sparks, Nev.)
BLACK, RossP 2006 (Newton, Iowa)	BURINGRUD, EdP 1997 (Cincinnati, Ohio)	COCHRAN, JeffOF 2001, 02 (Safford, Ariz.)	ERIKSEN, DaymonP 2013 (Grand Prairie, Texas)	GIBSON, PatOF 1986 (Athens, Ala.)

LION LETTERMEN 1984-2013

GILLKIN, JoeyOF 1999 (Yukon, Okla.)	HAYES, TaylorOF 2013 (Florence, Ala.)	IVY, Brad C 1991 (Red Bay, Ala.)	KLUG, Mike 2B 2004, 05 (Mandan, N. Dak.)	MADEJ, Mike 2B 1988, 89 (Warrenville, Ill.)
GRAHAM, Josh 1B 2007, 08 (Pontotoc, Miss.)	HEAD, Ken P 1989, 90, 91, 92 (Elkton, Md.)	JACKSON, Steve 2B 1984, 85 (Ontario, Calif.)	KNERR, Andrew C 2006, 07 (Killen, Ala.)	MAHALIK, John 3B 1991, 92, 93 (Irving, Tex.)
GRAHAM, Keith C 1986 (Houston, Tex.)	HEFLIN, Kevin P 2002 (Athens, Ala.)	JACKSON, Todd P 1992, 93 (Richmond, Calif.)	KORPI, Daniel OF 2011, 12 (Trinity, Ala.)	MANGHAM, Rodney OF 1993 (College Park, Ga.)
GRAY, Dee OF 2003 (Paducah, Ky.)	HEINDL, RYAN P 1999 (Weaver, Ala.)	JAMES, Mike P 1986, 87 (Loretto, Tenn.)	KOVACS, Robert RHP 2004 (Las Vegas, Nev.)	MARACIGAN, Robert 1B 1987, 88 (Tuscon, Ariz.)
GREEN, Darrio DH 1995 (Tupelo, Miss.)	HELSTOWSKI, Marcus P 1996 (Huntsville, Ala.)	JECZMIONKA, John P 1988 (Essexville, Mich.)	KROEGER, Cory P 2003, 04, 05, 06 (Franklin, Tenn.)	MARQUARDT, Dean P 2000 (Fredricksburg, Texas)
GREEN, Lance OF 1996, 97 (Tuscaloosa, Ala.)	HENRY, Kevin P 2009, 10 (Brunswick, Ohio)	JENKINS, Brian 3B/RHP 2004, 05 (Lakeside, Calif.)	KRUMBACK, Mark SS 1986, 87 (Albuquerque, N. Mex.)	MARTINEZ, Danny 3B 1999 (Franklin, Tenn.)
GREGORY, Drake P 2010 (Columbus, Miss.)	HENRY, Matt SS 1996, 97, 98, 99 (Florence, Ala.)	JERNIGAN, Patrick C 2000 (Live Oak, Fla.)	KRUSE, Rich P-1B 1992, 93 (Crystal Lake, Ill.)	MARTINEZ, Joe P 1990, 91, 93 (Stockton, Calif.)
GREENWOOD, Matt RP 1999, 00 (Anniston, Ala.)	HENTON, Brad P 2001 (Hendersonville, Tenn)	JOBE, Neill 1B-OF 1996, 97 (Lewisburg, Tenn.)	LALONDE, Craig OF 1991 (Hawaiian Gardens, Calif.)	MARRS, Nick P 2004, 05 (Thompson Station, Tenn.)
GRIJALVA, Alan 3B 1999 (Douglas, Ariz.)	HICKEY, Jason P 1994 (Soddy-Daisy, Tenn.)	JOHNSON, Daniel C 2005, 07, 08, 09 (Decatur, Ala.)	LAMAR, Jacob OF 2010 (Rogersville, Ala.)	MARTINEZ, Jose P 1988, 89 (Carolina Bay, Puerto Rico)
GRIMSLEY, Orlanda OF 1987, 88 (Dothan, Ala.)	HILL, Mitch P 2004, 06, 07 (Florence, Ala.)	JOHNSON, David 2B 2003, 04 (Florence, Ala.)	LAMAR, Robby P 1990, 91 (Pleasant Hill, Mo.)	MATT, David P-3B 1986, 87 (Port Arthur, Tex.)
GULLEN, Eddie OF 2005, 06 (Nashville, Tenn.)	HILL, Todd 3B 2003 (Southaven, Miss.)	JOHNSON, Omar OF 1995, 96 (Miami, Fla.)	LAMUNYON, J.P. 3B 2011, 12 (Leawood, Kan.)	MCCARLEY, MORGAN P 2013 (Vina, Ala.)
GUNN, Dewayne 2B 2009, 10 (Tusculumbia, Ala.)	HILLIS, Andrew P 2011, 12 (Fayette, Ala.)	JONES, Casey P 2010, 11 (Scottsboro, Ala.)	LANDERS, David C 1998 (Alpine, Ala.)	McCOY, Chad C 2002, 03 (Checotah, Okla.)
GURLEY, Jordan INF 2012 (Corinth, Miss.)	HINTON, Patrick P 2010 (Corinth, Miss.)	JONES, Kyle 3B 2008, 09 (Independence, Mo.)	LANDERS, Jim P 1984, 85 (Sylacauga, Ala.)	MCDONALD, Jayeson P 2001 (Northport, Ala.)
GUY, Chandler OF 2011 (Opelika, Ala.)	HOFFMAN, Junior P 1993, 94 (Jacksonville, Fla.)	JONES, Percy OF 1996, 97 (Bossier City, La.)	LANDRUM, Cedric OF 1984, 85 (Sweet Water, Ala.)	McGREGOR, Nick SS 2010, 11 (Pontotoc, Miss.)
GUYSE, Carlton OF 1993 (Decatur, Ala.)	HORNBUCKLE, Johnny P 2011, 12 (Huntsville, Ala.)	JONES, Ronald P 1993 (Iuka, Miss.)	LANDRUM, Michael P 1984 (Sweet Water, Ala.)	McGREGOR, Rob OF 1990 (Oshawa, Ontario, Canada)
HALL, Chad C 1992, 93, 94, 95, 96 (Gadsden, Ala.)	HORNER, DeWayne INF 1986 (Bismarck, N.Dak.)	JONES, Terry OF 1992, 93 (Pinson, Ala.)	LARKIN, Mike 1B 1986 (Florence, Ala.)	McKINNEY, Dustin P 2002, 03, 04 (Tuscaloosa, Ala.)
HANCOCK, Matt P 2002, 03, 04, 05 (Little Rock, Ark.)	HORTON, Matt SS/2B 2007, 08 (Cleveland, Ala.)	JONGEJAN, Ferenc P 2000 (Houten, Holland)	LEE, Sam 2B 1997, 98 (Maryville, Tenn.)	MEDINA, Octavio 2B 1994 (Tustin, Calif.)
HAND, Bobby P 2002, 03 (Blythe, Ca.)	HOUSETON, David OF 1998, 99 (Charlotte, N.C.)	KELLEY, Randy OF 1984 (Florence, Ala.)	LEFOY, Chris P 1992 (Cleveland, Tenn.)	MEDLEY, Cade P 2013 (Harvest, Ala.)
HANDLEY, Mitch P 2009, 10 (Grain Valley, Mo.)	HUFFMAN, Jon P 2000 (Mt. Juliet, Tenn.)	KENNEDY, Michael C 2005, 06 (Leoma, Tenn.)	LENTZ, Steve 2B 1992 (Lewisburg, Tenn.)	MENDENHALL, Mike 1B 2004, 05 (Blue Springs, Mo.)
HARGETT, Douglas 3B 1999, 00, 01, 02 (Cherokee, Ala.)	HUMPHREY, Drew OF 2010, 11, 12, 13 (Florence, Ala.)	KIDD, Caleb SS 2007, 08 (Pontotoc, Miss.)	LESTER, Dennis P 1988 (Brenham, Tex.)	MESSER, Chris P 1997 (Tigrett, Tenn.)
HARPER, Matt C 1996, 97 (Knoxville, Tenn.)	HUNTER, Brad P 1988, 89 (Lufkin, Tex.)	KNERR, Andrew C 2008 (Killen, Ala.)	LOPEZ, Robert P 1996, 85 (Port Author, Tex.)	MIANOWSKI, George P 1996, 97 (Fort Lauderdale, Fla.)
HARRIS, D.J. 3B 1993 (Green Valley, Nev.)	HUNTON, Brock P 2005, 06 (Dublin, Ohio)	KIRKPATRICK, Mike 2B 1990 (West Lawn, Pa.)	LORD, Cliff P 1998, 99 (Montgomery, Ala.)	MILLENDER, Qualon OF 2008, 09 (Talledega, Ala.)
HAUCK, Brandon P 1997, 98 (Sierra Vista, Ariz.)	HUTTO, Robbie P 1999 (Toney, Ala.)	KIZER, Brandon C 2001, 02 (Batesville, Miss.)	LUNDBORG, Thomas C 2013 (Brentwood, Tenn.)	MILLER, Casey C 2003 (Gadsden, Ala.)
HAUSER, Aaron 1B 2005, 06 (Henderson, Ky.)	HYDE, Cody 1B 2004 (Florence, Ala.)	KLEPPER, Brian P 1993 (Iola, Kan.)	MACK, Lorenzo OF 2004 (Hodgenville, Ky.)	MILLER, Chris OF 1984 (Huntsville, AL.)
HAYES, Brian P		KOSA, Steve 1B-OF 1998, 99 (Liberty, Mo.)	MACPHERSON, David P 1994 (Toronto, Ontario, Canada)	MILLER, Genus P 1994, 95 (Russellville, Ala.)

LION LETTERMEN 1984-2013

MILLER, Ryan P 2008, 09 (Akerman, Miss.)	NORTH, Dan P-1B 1991 (Brentwood, Tenn.)	PYKE, Ben C 1998 (Baulkham Hills, Australia)	SANDERSON, Riley P 2012, 13 (Owens Cross Roads, Ala.)	SMITH, Sammy RHP 2004, 05 (Parrish, Ala.)
MITCHELL, Cole SS 2008, 09 (Lester, Ala.)	ODOM, Shane 3B 1995, 96 (Altamonte Springs, Fla.)	QUICK, Steven P 1995, 96, 97 (East Hampton, N.Y.)	SARKON, Steve P 1986, 87 (Rochester, Mich.)	SMITH, Scott INF 1985 (Appleton, Wis.)
MITCHELL, Trey P 2008, 09, 10, 11 (Florence, Ala.)	O'HEARN, Paul P 1993 (Santa Ana, Calif.)	RAGLAND, Paul P 1988, 89, 90 (New Market, Ala.)	SCHAFFER, Jeff RHP 2007, 08 (Hamilton, Miss.)	SNELL, Mack OF 1997, 98 (Artesia, Miss.)
MITCHUM, Jerry 1B 1990 (Fairfield, Ohio)	OTTE, Duane OF 1987, 88 (Tuscon, Ariz.)	RAMIREZ, J.D. 2B 1987, 88 (Douglas, Ariz.)	SCHMIDT, Michael 2B 2011, 12 (Powder Springs, Ga.)	SOWIZROL, Rod P 1992 (Des Plaines, Ill.)
MOATES Mark P 1988 (Clanton, Ala.)	PAATALO, Bill P 1987 (St. Paul, Minn.)	RANKIN, Will P 1987 (Hartselle, Ala.)	SCOLAMIERO, Kent 2B 1993, 94 (Stone Mountain, Ga.)	STACEY, D.J. OF 2005 (Reno, Nev.)
MOCKABEE, Nic OF 2000, 01 (Murfreesboro, Tenn.)	PAGANELLI, Denny OF 1997, 98, 99, 00 (Cincinnati, Ohio)	REDMAN, Vito OF 2000, 01 (Ducanville, Ala.)	SCOTT, B.J. 3B 1998, 99 (Havasu City, Ariz.)	STAFFORD, Tony SS 1989 (Southaven, Miss.)
MOBLEY, Drew P 2012, 13 (Huntsville, Ala.)	PALMER, Randy C 1992 (Amory, Miss.)	REED, A.J. 2B 2006, 07 (London, Ontario)	SEABROOK, Ben P 2012, 13 (Huntsville, Ala.)	STERLACCI, Vic P 1989, 91 (Carteret, N.J.)
MOORE, Darrmal OF 2012 (Wiggins, Miss.)	PARKER, Drew C 2011, 12 (Powder Springs, Ga.)	REED, Landon P 1998, 99 (Bartlett, Tenn.)	SEARCY, Michael 2B 2000, 01 (St. Joseph, Mo.)	STROTH, Blake 2B 2010, 11 (Topeka, Kan.)
MOORE, Jeff OF 1991 (LaGrange, Ga.)	PARKER, Ross OF 2007, 08, 09, 10 (Moulton, Ala.)	RENTERIA, Jimmy 1F 1988, 89 (Somerton, Ariz.)	SERRANO, Eddie INF 1986 (Bisbee, Ariz.)	SULLIVAN, Billy OF 1988 (Poway, Calif.)
MOORE, Marvelle SS 1993, 94, 95, 96 (Okolona, Miss.)	PARTEN, Ty P 1995, 96 (Thomasville, Ala.)	REYNOLDS, Heath P 1995, 96 (Corsicana, Tex.)	SESSIONS, Joel P 2011 (Muscle Shoals, Ala.)	SULLIVAN, Kent P 1990, 91 (Signal Mt., Tenn.)
MORALES, Alberto SS 1997, 98 (Montgomery, Ala.)	PATE, Alan C 1993, 94, 95, 96 (Cordova, Ala.)	RICKETTS, Dale C 2011 (Lara, Australia)	SEXTON, Mitch 1B 1993 (Vallejo, Calif.)	SUMMY, Zach 1B 2010, 11 (Florence, Ala.)
MOTHERSHED, Jared OF 2010, 11 (Tuscumbia, Ala.)	PATTERSON, Ryan 1993, 94 (Tonganoxie, Kan.)	RIDLEY, Sammie P 1992 (Arcadia, Fla.)	SHELTON, David OF 1994, 95 (Kansas City, Kan.)	SWIFT, Bryan 2B 2001, 02 (Belville, Ill.)
MOUSER, Nathan P 2006 (Defiance, Ohio)	PAULSON, Gary C 1986 (Chicago, Ill.)	RINIOLO, Brian 3B 1992 (Cheektowaga, N.Y.)	SHELTON, Harry OF 1984, 85, 86 (West Point, Miss.)	TAYLOR, Darren OF 1991, 92 (Swift Current, Canada)
MOZIEJKO, Mark 2B 1990 (Las Cruces, N.M.)	PERIALAS, Jim P 1984, 85 (Wilmington, Del.)	RITTER, Jeffrey OF 2008, 09 (South Rockwood, Mich)	SHEPHERD, Jarrett OF 2007, 08 (Northport, Ala.)	TEPE, Branden P 2008, 09 (Mishawaka, Ind.)
MURKS, Corey 3B 2000, 01 (Killen, Ala.)	PERRY, Scott P 1997 (Cullman, Ala.)	RIVERA, Jesus P 1987, 88 (Bayamon, Puerto Rico)	SHERIDAN, Mike C 1985 (Upland, Calif.)	TERRELL, Billy OF 1986, 87, 88, 89 (Florence, Ala.)
MURPHY, Collin OF 2008, 09 (Tucson, Ariz.)	PETER, Mike OF-INF 1987, 88 (Waterloo, Iowa)	RICHARDS, Britt INF-OF 1984, 85, 86 (Corinth, Miss.)	SHOLLENBERGER, Brian 1992, 93, 94, 95 (Hamburg, Pa.)	TERRY, Josh SS 2003, 04 (Town Creek, Ala.)
NEIMAN, Eric 3B 1990, 91, 92, 93 (Richlandtown, Pa.)	PETERSON, Monte P 2004 (Lincoln, Neb.)	RICHARDSON, Tyler P 2011 (Meridian, Miss.)	SHROUDER, Randall P 2008 (Dallas, Texas)	TERRY, Mason P 2009 (Decatur, Ala.)
NEWBERRY, Nick C 2007, 08 (Fort Worth Texas)	PHILLIPS, Josh OF 2006, 07 (Cullman, Ala.)	RODI, Pete INF 1984, 85 (Del Mar, Calif.)	SHROUT, Mark C 1984, 85 (Huntsville, Ala.)	THOMAS, Hunter C 2012 (Muscle Shoals, Ala.)
NEWBY, Dion OF 1996, 97 (Cynthiana, Ky.)	PICOS, Humberto P 1997 (Nogales, Ariz.)	ROGERS, Charlie OF 1989 (Cullman, Ala.)	SHUMWAY, Levi 2B 2005 (Boise, Idaho)	THOMPSON, Bryant P 2005 (Tuscumbia, Ala.)
NICOTRA, Paul C 1996, 98, 99 (San Juan Capistrano, Calif.)	PIGG, Kelly P 1987, 88 (Des Moines, Iowa)	ROGERS, Paul P 1995, 96 (Atoka, Tenn.)	SIMPSON, Derrick RHP 2007 (Walls, Miss.)	THROWER, Judd 1B 2000 (Yuma, Ariz.)
NIX, Mike OF 1989 (Chicago, Ill.)	PIGNOTTI, Nick P 1985 (Upland, Calif.)	ROMO, Sergio RHP 2004 (Brawley, Calif.)	SKYLES, Joe INF 2006 (Ozark, Missouri)	TIPPEE, Jake 1B-P 2003, 04 (Wildwood, Mo.)
NIXON, Rob 1992, 93, 94 (Mississauga, Ontario, Canada)	PISCHKE, Jason P 2002, 03 (Rendwick, Iowa)	ROSAR, Eric P-1B 1991 (Dallas, Tex.)	SLOAN, Jake P/DH 2011, 12 (Amory, Miss.)	TITTLE, Mathew SS 2013 (Decatur, Ala.)
NOBRIGA, Ryan OF 1995, 97 (Ben Lamond, Calif.)	POLLARD, Trey OF 2006, 07, 08, 09 (Mobile, Ala.)	ROSSON, Blake 1B 1985, 86 (Big Springs, Tex.)	SLOAN, Jeff P 1998, 99 (Waycross, Ga.)	TITUS, Kurt P-1B 1991, 92 (Tullahoma, Tenn.)
NODA, Micah P 2002 (Live Oak, Fla.)	PORCH, Chase 1B/P 2009, 10 (Blue Springs, Miss.)	SAMPLES, Aaron P 1988, 89 (Boonton, N.J.)	SMITH, Rudy P (Slidell, La.)	TORISKY, John OF 2002, 03 (Millstedt, Ill.)
NOLAND, Bradley OF 2013 (Collierville, Tenn.)	POUNDERS, David P 1984 (Hartselle, Ala.)	SANDERS, Blake C 2010 (Troy, Ala.)	SMITH, Rusty OF 1989, 90, 91, 92 (Talmage, Pa.)	TRAILOR, Randy P 1984 (Denver, Colo.)

LION LETTERMEN 1984-2013

TURNBULL, Neil P 1995 (Ontario, Canada)	WHITEHEAD, WendellOF 1992 (Lawrence, Miss.)
TURNER, Frankie P 1984, 85, 86 (Columbus, Miss.)	WHITMAN, Lee C 1991, 92, 93 (Ardmore, Ala.)
UNDERWOOD, Nathan 3B 1995 (Bedford, Ind.)	WIESE, EricOF 1989 (Lakeland, Fla.)
URDA, Jake 3B 2007, 08 (Binghamton, N.Y.)	WILFAWN, Chad 2B-OF 2003, 04 (Jefferson City, Mo.)
VAN FECHTMANN, Brad P 2012, 13 (East Greenwich, RI)	WILLIAMS, Kevin 3B 2009, 10 (Corinth, Miss.)
VANDENHEUVEL, Matt P 2008, 09 (Chandler, Ariz.)	WILLINGHAM, JoshSS-2B 1998, 99, 00 (Florence, Ala.)
WALD, BryanOF 1996 (Jasper, Ala.)	WILLIS, Bradley P 1998, 99 (Florence, Ala.)
WAKEFIELD, Jordan C 2009, 10 (Collierville, Tenn.)	WILLIS, Kent P 1984 (Columbus, Miss.)
WALKER, Alfred 1B 1984 (Columbus, Miss.)	WILLIS, Mario 2B 2000 (Hollandale, Miss.)
WALTERS, Justin P 2006, 07, 08 (Huntsville, Ala.)	WILLOUGHBY, Jody P 2000 (Southside, Ala.)
WARD, DavidOF 1985, 86 (Russellville, Ala.)	WILSON, Eric P 2013 (Southaven, Miss.)
WARD, JakeOF 2013 (Russellville, Ala.)	WOOD, John C 1988 (Brenham, Tex.)
WATKINS, Jon 3B 1989 (Bay City, Tex.)	WREN, Daniel P 2000, 01 (Ft. Towson, Okla.)
WATKINS, Michael P 2012, 13 (Shelbyville, Tenn.)	YATES, KyleOF 2004, 05 (Jackson, Tenn.)
WEBSTER, Rob P 1993 (Baltimore, Md.)	
WEEMS, Mike C 1990, 91 (Bay St. Louis, Miss.)	
WELBORN, Josh P 2000, 01, 02, 03 (Haleyville, Ala.)	
WELCH, Duite P 2000, 01 (Lubbock, Tex.)	
WEST, Jordan LHP 2007, 08, 10 (Florence, Ala.)	
WEST, KC P 2002, 03 (Mesquite, Tex.)	
WESTERHOUSE, Jacob P 2012, 13 (Huntsville, Ala.)	
WHEELER, AdamOF 2001, 02 (East Gadsden, Ala.)	
WHEELER, Marty P 1993, 94, 95, 96 (Jacksonville, Ala.)	
WHEELER, Todd 3B 1997, 98 (Piedmont, Ala.)	
WHIDBY, Wally P 1998, 99 (Franklin, Tenn.)	

UNA'S OLYMPIAN



Ferenc Jongejan, a native of Houten, Holland, was a relief pitcher for the UNA Lions during the 2000 season.

He went on to pitch in the 2000 Olympic Games in Sydney, Australia for the Netherlands.

Jongejan pitched in two games for the Dutch team at age 21.

During the 2000 Olympics he struck out 10 and allowed two hits, a walk and one hit batter in 5 1/3 innings of work. He had a 3.38 ERA and saved two of the Netherlands' three wins. Despite being a reliever, he led the team in strikeouts. He also led the Olympics that year in saves.



LIONS IN DIVISION II POLLS

*UNA's baseball teams have been nationally ranked in every season but two since 1984 in the Collegiate Baseball Newspaper. The Lions highest national ranking has been No. 2 numerous times. Following is a partial listing of those previous rankings.

1984	
April 8	No. 25
1985	
Mar. 25	No. 4
Apr. 1	No. 2
April 8	No. 2
April 15	No. 2
April 22	No. 2
1986	
Pre-Season	No. 11
April 8	No. 15
April 15	No. 16
April 22	No. 17
1987	
Pre-Season	No. 17
March 30	No. 12
April 6	No. 9
1988	
Pre-Season	No. 12
1989	
Feb. 13	No. 21
Feb. 20	No. 20
Feb. 27	No. 23
Mar. 6	No. 16
Mar. 13	No. 7
Mar. 20	No. 6
Mar. 27	No. 5
Apr. 3	No. 6
Apr. 10	No. 6
Apr. 17	No. 6
Apr. 24	No. 5
May 1	No. 2
May 8	No. 2
May 15	No. 2
Final	No. 9
1990	
Pre-Season	No. 14
Feb. 2	No. 19
Feb. 14	No. 14
Feb. 28	No. 29
March 7	No. 30
March 14	No. 30
May 4	No. 29
May 16	No. 26
1991	
Pre-Season	No. 14
Feb. 11	No. 14
Feb. 18	No. 13
Feb. 25	No. 12
March 4	No. 7
March 11	No. 3
April 1	No. 11
April 8	No. 8
April 15	No. 12
April 29	No. 11
May 13	No. 10
Final	No. 10
1992	
Feb. 10	No. 9
Feb. 17	No. 8
Feb. 24	No. 9
March 2	No. 21
March 23	No. 22

April 6	No. 10
April 13	No. 8
April 20	No. 7
April 27	No. 7
May 4	No. 9
May 11	No. 11
May 18	No. 13
Final	No. 11
1993	
Feb. 15	No. 13
Feb. 22	No. 12
March 1	No. 11
March 8	No. 12
March 15	No. 8
March 22	No. 7
March 29	No. 5
Apr. 5	No. 4
Apr. 12	No. 3
Apr. 19	No. 2
Apr. 26	No. 11
May 3	No. 2
May 10	No. 2
May 17	No. 2
May 24	No. 6
1994	
Feb. 14	No. 11
Feb. 21	No. 12
Feb. 28	No. 12
March 7	No. 10
March 14	No. 5
March 21	No. 5
March 28	No. 5
April 4	No. 5
April 11	No. 5
May 2	No. 10
May 23	No. 15
1995	
Feb. 13	No. 20
Feb. 27	No. 23
March 20	No. 11
March 27	No. 8
April 3	No. 5
April 10	No. 7
April 17	No. 6
April 24	No. 7
May 1	No. 7
May 8	No. 7
May 15	No. 7
May 22	No. 6
1996	
Feb. 12	No. 7
Feb. 19	No. 6
Feb. 26	No. 6
March 4	No. 5
March 11	No. 5
March 18	No. 5
March 25	No. 4
April 1	No. 3
April 8	No. 11
April 15	No. 17
April 29	No. 21
May 13	No. 21
May 20	No. 23
1997	
Feb. 23	No. 16
Mar. 2	NR
Mar. 9	No. 20
Mar. 16	No. 9
Mar. 23	No. 9
Mar. 30	No. 10

April 6	No. 16
April 13	No. 7
April 20	No. 8
April 27	No. 6
May 4	No. 6
Final	No. 12
1998	
Pre-Season	No. 4
Feb. 17	NR
Feb. 24	No. 5
Mar. 3	No. 2
March 10	No. 2
March 17	No. 4
March 24	No. 3
March 31	No. 3
April 7	No. 3
April 14	No. 11
April 21	No. 7
April 28	No. 5
May 5	No. 13
1999	
Preseason	No. 7
Feb. 22	No. 6
March 1	No. 5
March 8	No. 5
March 15	No. 5
April 5	No. 3
April 12	No. 3
April 19	No. 10
April 26	No. 10
May 3	No. 6
May 10	No. 4
May 17	No. 2
2000	
Preseason	No. 10
Feb. 14	No. 7
Feb. 21	No. 14
Feb. 28	No. 17
March 6	No. 12
March 20	No. 15
March 27	No. 10
April 3	No. 16
April 10	No. 14
April 24	No. 9
May 1	No. 17
May 8	No. 8
2001	
Preseason	No. 16
Feb. 5	No. 15
Feb. 12	No. 18
Feb. 26	No. 24
Mar. 5	No. 17
Mar. 12	No. 22
2002	
Preseason	No. 22
Feb. 4	No. 17
Feb. 11	No. 28
Mar. 25	No. 21
Apr. 2	No. 14
Apr. 9	No. 10
Apr. 16	No. 15
Apr. 23	No. 12
Apr. 30	No. 19
May 7	No. 24
May 14	No. 21
2003	
Preseason	No. 27
Feb. 3	No. 26
Feb. 10	No. 29

Feb. 24	No. 24
March 3	No. 17
March 10	No. 12
March 17	No. 8
March 31	No. 28
2004	
Preseason	No. 39
Feb. 9	No. 24
Feb. 16	No. 19
March 1	No. 30
2005	
Preseason	No. 37
April 11	No. 21
April 18	No. 13
April 25	No. 9
May 2	No. 12
May 9	No. 11
May 16	No. 14
May 23	No. 21
June 6	No. 21
2006	
Preseason	No. 19
March 27	No. 20
April 3	No. 28
April 10	No. 20
2008	
Feb. 11	No. 27
Feb. 18	No. 30
Feb. 25	No. 29
March 10	No. 30
2009	
Feb. 9	No. 13
Feb. 16	No. 16
Feb. 23	No. 12
March 2	No. 7
March 9	No. 21
March 23	No. 13
2011	
Feb. 21	No. 27
Feb. 28	No. 11
Mar. 14	No. 18
Mar. 21	No. 15
Mar. 28	No. 30
April 4	No. 28
Apr. 25	No. 16
May 2	No. 16
June 6	No. 20
2012	
Feb. 13	No. 28
Feb. 20	No. 25
Feb. 27	No. 19
Mar. 5	No. 29
Mar. 12	No. 5
Mar. 19	No. 3
Mar. 26	No. 2
April 2	No. 19
April 16	No. 19
April 23	No. 22
April 30	No. 27
May 7	No. 23
2013	
Preseason	No. 30
Feb. 4	No. 28

UNA'S GSC CHAMPIONS



1984 GSC CHAMPIONS




1989 GSC CHAMPIONS



1993 GSC CHAMPIONS

UNA'S GSC CHAMPIONS



1997 GSC CHAMPIONS



1999 GSC CHAMPIONS

THE GULF SOUTH CONFERENCE

GSC History

Academic excellence and a leadership role in the NCAA's Division II make the Gulf South Conference (GSC) something special. The GSC is a charter member of Division II and enters its 44th year as one of the premier conferences at any NCAA level.

In the summer of 1970, six college presidents met to discuss about athletics; when the meeting ended, a new league emerged—the Mid-South Conference—started by, and to this day run by, the CEOs, the first in NCAA history. It is that CEO-control and involvement that makes the league work and its 14 championships (football; men's & women's cross country, men's & women's soccer; volleyball, men's & women's basketball, men's & women's tennis, men's & women's golf, softball and baseball) so intensely contested—in a collegial manner, of course.

From that point forward, the GSC has been giant steps ahead of the D-II pack. Beginning in 1997, the league found neutral sites paying sizeable guarantees for most of its team championships. NCAA Conventions regularly feature GSC-proposed or -inspired legislation. No one wins more regionals or earns more NCAA post-season bids. In 2004, the league purchased its own built-to-its-specification office space. But the crowning moment came in 2005-06, when the GSC debuted its highly successful "GSC-TV Live" package which included nine football games (now 11) and its men's & women's basketball tournament finals. Add to that the branded "GSC DigiNet" video platform and the live-streaming of most of its championships, and you can see why the GSC is a Conference paving the way in the 21st century!

We take pride in our 49 National Team Championships in 13 sports and more than 100 regional titles, especially because there is no sacrifice on the academic side, where GSC student-athletes regularly earn Academic All-America. The GSC opened the 2012-13 year with NCAA Championships, thanks to West Florida's first-ever NCAA Women's Soccer Title and Valdosta State's third all-time Football Crown.

Delta State, Florence State (now North Alabama), Jacksonville State, Livingston (now West Alabama), Tennessee-Martin and Troy State were the charter members. Scheduling problems for the 1970-71 academic year limited the GSC to football, won by Jacksonville State. In 1971, the addition of Southeast Louisiana (SELA) and Nichols State increased the membership to eight. The league opened an office in Hammond, LA, changed its name to the Gulf South Conference and began championships in nine men's sports. Mississippi College and Northwestern Louisiana (NWLA, now Northwestern State) joined in 1972 and two years later, NELA left for Division I, followed by SELA and Nicholls State in 1979.

The conference continued with seven teams until 1981, when the CEOs admitted Valdosta State and West Georgia (1983). In 1991, Tennessee-Martin and Troy State went Division I, briefly dropping the GSC back to seven members. An aggressive expansion under the guidance of new Commissioner Nate Salant resulted in 10 new members: Lincoln Memorial (1992-93); Alabama Huntsville, Henderson State, Central Arkansas and Mississippi University for Women (1993-94);

GSC Quick Facts

Location Birmingham, Alabama
 Commissioner..... Nathan Salant
 Info. Director..... Michael Anderson
 Phone (205) 991-9880
 Fax..... (205) 437-0505

Mailing Address
 2101 Providence Park, Suite 200
 Hoover, Ala. 35242

West Florida (1994-95); and Arkansas-Monticello, Arkansas Tech, Montevallo and Southern Arkansas (1995-96). Jacksonville State moved to Division I at the end of 1992-93. Mississippi College dropped to Division III at the end of 1995-96, and was replaced by Christian Brothers to keep the Conference at 16 schools. In July 2000, the GSC welcomed Harding University and Ouachita Baptist University, making it the largest NCAA-playing conference at any level with 18 schools. MUW dropped its athletics program at the end of the 2002-03 season, decreasing the membership to 17. Central Arkansas reclassified to Division I and Lincoln Memorial moved to the South Atlantic Conference following the 2006-07 year. Montevallo's departure for the Peach Belt Conference dropped the number to 14.

The GSC moved away from divisional play after the 2010-11 season after its six Arkansas members broke away, dropping the membership to eight. Thanks to an aggressive expansion plan, the GSC sponsored the Division II applications of Union University (TN) and Shorter University (GA), which were accepted into the NCAA process in July 2011, and are expected to become official members for 2014-15. The next step in bolstering its membership came in 2012, backing the Division II application of Lee University (TN) which was accepted by the NCAA in July of 2012. The league added its first-ever associate member, Florida Tech, in football only in 2013. The Conference added an old friend back into the fold when Mississippi College's application to rejoin Division II was approved in September of 2013.

Former Commissioner Jim McCullough brought the GSC office to Birmingham. Current Commissioner, Nate Salant began his tenure in October, 1992. He is assisted by Assistant Commissioner for Media and Public Affairs Michael Anderson, Assistant Sports Information Director Albert "A.A." Moore, Assistant Sports Information Director Michael Stagno and Assistant Commissioner for Compliance Andrea Anderson. The Chair of the GSC Board of Directors is Dr. Judith Bense (West Florida). Joining her on the Executive Committee are Vice-Chair Dr. John Smarrelli (Christian Brothers) and Past-Chair Dr. William Cale (North Alabama). The Supervisors of Officials are Jeff Roberson (Football), John Caldwell (Basketball), Mike McCray (Baseball) and Eric Ackerman (soccer).



GSC MEMBERS

University of Alabama-Huntsville
 Christian Brothers University
 Delta State University
 University of North Alabama
 Shorter University
 Union University
 Valdosta State University
 University of West Alabama
 University of West Florida
 State University of West Georgia

Previous 49 GSC National Championship TEAMS

BASEBALL (6)

Troy State (1986, 1987),
 Jacksonville State (1990, 1991)
 Delta State (2004), West Florida (2011)

MEN'S BASKETBALL (3)

North Alabama (1979, 1991),
 Jacksonville State (1985)

WOMEN'S BASKETBALL (7)

Delta State (1975, 1976, 1977, 1989,
 1990, 1992),
 SE Louisiana (1978)

FOOTBALL (11)

Livingston (1971)
 Troy State (1984, 1987)
 Jacksonville State (1992)
 North Alabama (1993, 1994, 1995),
 Delta State (2000)
 Valdosta State (2004, 2007, 2012)

MEN'S GOLF (5)

Troy State (1976, 1977, 1984)
 West Florida (2001, 2008)

WOMEN'S GOLF (3)

Troy State (1984, 1986, 1989)

WOMEN'S GYMNASTICS (2)

Jacksonville State (1984, 1985)

ICE HOCKEY (2)

Alabama-Huntsville (1996, 1998)

WOMEN'S SOCCER (3)

Christian Brothers (2002),
 West Florida (2012, 2013)

SOFTBALL (1)

Valdosta State (2012)

MEN'S TENNIS (4)

West Florida (2004, 2005)
 Valdosta State (2006, 2011)

TRACK (1)

SE Louisiana (1975)

WOMEN'S VOLLEYBALL (1)

North Alabama (2003)

LION'S GSC BASEBALL HISTORY

PAST GSC BASEBALL CHAMPIONS:

1972.....	Nicholls State
1973.....	Jacksonville State
1974.....	Nicholls State
1975.....	Jacksonville State
1976.....	Nicholls State
1977.....	Jacksonville State
1978.....	Delta State
1979.....	Delta State
1980.....	Troy State
1981.....	Troy State
1982.....	Troy State
1983.....	Jacksonville State
1984.....	North Alabama
1985.....	Delta State
1986.....	Troy State
1987.....	Troy State
1988.....	Delta State
1989.....	North Alabama
1990.....	Jacksonville State
1991.....	Delta State
1992.....	West Alabama
1993.....	North Alabama
1994.....	Delta State
1995.....	Valdosta State
1996.....	Delta State
1997.....	North Alabama
1998.....	West Georgia
1999.....	North Alabama
2000.....	Delta State
2001.....	Alabama-Huntsville
2002.....	Valdosta State
2003.....	Delta State
2004.....	Delta State
2005.....	West Alabama
2006.....	Southern Arkansas
2007.....	West Florida
2008.....	Delta State
2009.....	Southern Arkansas
2010.....	Valdosta State
2011.....	Southern Arkansas
2012.....	Delta State
2013.....	Valdosta State

GSC BASEBALL CHAMPIONSHIPS

Current Members

- 12 - Delta State
- 5 - North Alabama
- 4 - Valdosta State
- 2 - West Alabama
- 1 - West Florida
- 1 - Alabama-Huntsville
- 1 - West Georgia

Former Members

- 5 - Jacksonville State
- 5 - Troy State
- 3 - Nicholls State
- 3 - Southern Arkansas


GSC COACHING RECORDS:

CAREER WINS

908	Mike Lane, North Alabama	908-398-12	1984-2008
759	Tommy Thomas, Valdosta State	759-564	1983-2007
720	Rudy Abbott, Jacksonville State	720-280	1972-1993
703	Mike Kinnison, Delta State	703-216-1	1997-pres.
570	David Fowlkes, West Georgia	570-392	1991-2009
533	David Ferriss, Delta State	533-290-5	1972-1988
435	Chase Riddle, Troy State	435-149-1	1979-1990
388	Gary Rundles, West Alabama	388-255-1	2001-pres.
311	Hoss Bowlin, West Alabama	311-327-1	1973-1986
310	Jim Spooner, West Florida	310-280	1995-2005

WINNING PERCENTAGE

.769	Allen Gum, Southern Arkansas	226-68	2006-2010
.765	Mike Kinnison, Delta State	703-216-1	1997-2012
.744	Chase Riddle, Troy State	435-149-1	1979-1990
.720	Rudy Abbott, Jacksonville State	720-280	1972-1993
.719	Bobby Pierce, Ala.-Huntsville	276-108	1996-2002
.694	Steve Goodheart, S. Arkansas	287-126-2	1996-2003
.693	Mike Lane, North Alabama	908-398-12	1984-2008
.690	Bill Marchant, Delta State	283-127-1	1989-1996
.647	David "Boo" Ferriss, Delta State	533-290-5	1972-1988
.633	Mike Jeffcoat, West Florida	253-147	2006-2012
.633	Greg Guilliams, Valdosta State	173-100	2008-2012



With 908 career wins during his time coaching at North Alabama and the Gulf South Conference, UNA's Mike Lane ranks as the winningest baseball coach in Gulf South Conference history.

LION'S GSC BASEBALL HISTORY

LIONS IN GSC TOURNAMENT

North Alabama has an all-time 44-36 record in the GSC Tournament and was 37-26 in the GSC Tournament under Mike Lane, with five GSC Tournament championships in 1984, 1989, 1993, 1997 and 1999. UNA is 6-6 in the GSC Tournament under Mike Keehn

- 1981 Cleveland, Mississippi**
Delta State 11, North Alabama 0
Mississippi College 7, North Alabama 0
- 1982 Jacksonville, Alabama**
Jacksonville State 15, North Alabama 7
North Alabama 19, Tennessee-Martin 10
Delta State 14, North Alabama 5
- 1984 Martin, Tennessee**
North Alabama 17, Delta State 4
North Alabama 10, West Georgia 2
North Alabama 4, West Georgia 0
Florence, Alabama
North Alabama 4, Mississippi College 1
North Alabama 16, Mississippi College 5
- 1985 Cleveland, Mississippi**
North Alabama 11, Jacksonville State 1
Tennessee-Martin 8, North Alabama 3
Delta State 9, North Alabama 5
- 1986 Jacksonville, Alabama**
North Alabama 9, West Georgia 3
Tennessee-Martin 6, North Alabama 5
North Alabama 12, West Georgia 7
North Alabama 10, Tennessee-Martin 7
Jacksonville State 15, North Alabama 5
- 1987 Troy, Alabama**
North Alabama 9, Jacksonville State 5
Troy State 13, North Alabama 8
North Alabama 9, Delta State 6
Troy State 8, North Alabama 4
- 1989 Jacksonville, Alabama**
North Alabama 14, Jacksonville State 5
North Alabama 9, Delta State 5
Jacksonville State 8, North Alabama 6
North Alabama 9, Jacksonville State 0
- 1990 Florence, Alabama**
Jacksonville State 9, North Alabama 4
Troy State 9, North Alabama 4
- 1991 Troy, Alabama**
North Alabama 5, Troy State 1
Delta State 2, North Alabama 0
Jacksonville State 10, North Alabama 0
- 1992 Florence, Alabama**
Valdosta State 4, North Alabama 3
West Alabama 10, North Alabama 4
- 1993 Valdosta, Georgia**
North Alabama 3, Jacksonville State 2
North Alabama 4, Valdosta State 3
North Alabama 7, Jacksonville State 6
- 1994 Livingston, Alabama**
Delta State 7, North Alabama 6
Valdosta State 5, North Alabama 2
- 1995 Florence, Alabama**
North Alabama 17, West Alabama 1
Valdosta State 2, North Alabama 0
North Alabama 9, West Alabama 4
North Alabama 5, Valdosta State 2
Valdosta State 6, North Alabama 5 (11 innings)
- 1997 Florence, Alabama**
North Alabama 6, Arkansas Tech 4
North Alabama 13, Southern Arkansas 8
North Alabama 19, Delta State 6
North Alabama 8, Delta State 7 (10 innings)
- 1998 Cleveland, Mississippi**
North Alabama 9, Arkansas Tech 5
Alabama-Huntsville 8, North Alabama 6
North Alabama 16, Central Arkansas 11
Alabama-Huntsville 6, North Alabama 4
- 1999 Florence, Alabama**
North Alabama 8, Southern Arkansas 7
North Alabama 9, Alabama-Huntsville 7
North Alabama 12, Delta State 3
Delta State 5, North Alabama 2
North Alabama 10, Delta State 7
- 2000 Cleveland, Mississippi**
North Alabama 10, Delta State 8
Montevallo 7, North Alabama 2
North Alabama 10, Alabama-Huntsville 6
North Alabama 23, Montevallo 19
Delta State 11, North Alabama 1
- 2002 Millington, Tennessee**
Harding 13, North Alabama 6
Delta State 8, North Alabama 2
- 2005 Millington, Tennessee**
North Alabama 9, Arkansas-Monticello 2
West Alabama 9, North Alabama 5
North Alabama 7, Montevallo 3
North Alabama 9, Delta State 4
North Alabama 7, West Alabama 6
West Alabama 9, North Alabama 4
- 2006 Millington, Tennessee**
North Alabama 8, Ouachita Baptist 4
North Alabama 7, Central Arkansas 4
Southern Arkansas 11, North Alabama 10 (11 innings)
West Florida 6, North Alabama 2
- 2008 Millington, Tennessee**
Delta State 6, North Alabama 2
West Alabama 11, North Alabama 5
- 2010 Cleveland, Mississippi**
North Alabama 8, Arkansas Tech 3
North Alabama 12, West Florida 6
Valdosta State 18, North Alabama 1
Southern Arkansas 12, North Alabama 2
- 2011 Millington, Tennessee**
North Alabama 10, Delta State 5
Harding 5, North Alabama 2
Arkansas Tech 4, North Alabama 3 (11 inn.)
- 2012 Rome, Georgia**
Valdosta State 4, North Alabama 1
North Alabama 19, Christian Brothers 1
North Alabama 5, West Georgia 1
North Alabama 9, Alabama-Huntsville 8
Delta State 4, North Alabama 0
- 2013 Chattanooga, Tenn.**
Valdosta State 4, North Alabama 2 (12 inn.)
North Alabama 10, Christian Brothers 5
Carrollton, Ga.
West Georgia 2, North Alabama 0

GSC TEAM OF THE DECADE

FIVE LIONS NAMED TO GSC TEAM OF THE DECADE FOR 2001-10

BIRMINGHAM, Ala. -- Former University of North Alabama All-Americans **Douglas Hargett** and **James Barksdale** led a group of five former Lions selected for the Gulf South Conference Baseball Team of the Decade. Hargett and Barksdale were first-team all-decade selections. UNA's **Matt Horton**, **Brian Jenkins** and **Jeffery Ritter** were second-team all-decade picks.

Players could only be nominated for the All-Time Team if they competed in at least two seasons during the decade and also earned at least one All-GSC First Team honor. Each squad was broken up into first and second teams.

Chosen at first base, Hargett played for the Lions from 1999-2002 and is one of the most decorated athletes in school history. He was first-team All-GSC in 2001 and 2002 and first-team ABCA All-South Region in 2002 and second-team in 2001. He was an ABCA third-team All-American pick in 2002 and won three GSC Player of the Week awards in 2002. He was a recipient of the GSC Commissioner's Trophy in 2001 and 2002 and Disney's Wide World of Sports Conference Commissioner's Association National Male Athlete of the Year in 2001 and 2002 and Disney's Wide World of Sports Conference Commissioner's Association Regional Male Athlete of the Year in 2001 and 2002. He was Academic All-GSC and ESPN The Magazine Academic All-District in 2000, 2001 and 2002 and was ESPN The Magazine Academic All-America in 2000, 2001 and 2002. He was also named ESPN The Magazine Academic All-America of the Year for collegiate baseball in 2001 and 2002. He ranked 15th nationally in Division II batting in 2001 with a .445 average. He played in 192 career games, had a .366 career batting average (243 of 659), 167 runs scored and 168 RBI, 88 extra base hits and 23 home runs.

A first-team selection, Barksdale played for the Lions from 2004-2006. He was first-team All-GSC in 2005 and 2006 and was the 2006 GSC East Division Player of the Year. He was first-team ABCA All-American in 2006. A three-year starter in the outfield, he earned two GSC Player of the Week honors. He led Division II in stolen bases as a junior in 2006 (59-of-69) and he ranked seventh nationally in 2005 (40-of-44). Barksdale hit .436 as a junior with 105 hits, 67 runs scored and 38 RBI. He finished with a .391 career batting average and his 261 hits is a UNA career record -- set in just three seasons. He had 164 career runs scored, 92 runs batted in, 42 doubles, 17 triples, and 109 stolen bases in 128 attempts. He was drafted in the fourth round of the 2006 MLB draft by the Pittsburgh Pirates...

SECOND-TEAM ALL-DECADE BIOS

Name: **Jeffery Ritter** School: North Alabama
Pos.: OF Years Played: 2008-2009

First-team All-GSC in 2008 and 2009...Daktronics All-South Region in 2008... Two GSC East Player of the Week awards...Hit .414 as a junior with 45 runs scored, 52 RBI, 23 extra-base hits and 16 steals...Hit .389 as a senior with 46 runs scored and 47 RBI, 18 extra-base hits and 25 steals...

Name: **Matt Horton** School: North Alabama
Pos.: 2B Years Played: 2007-08

First-team All-GSC in 2007 and 2008...Second-team All-South Region in 2008... One GSC Player of the Week award in 2008...Division II national leader in sacrifice bunts in 2007...Hit .358 as a junior with 38 runs scored, 38 RBI and 20 steals in 23 attempts...Hit .369 as a senior with 39 runs scored, 29 RBI and nine steals...

Name: **Brian Jenkins** School: North Alabama
Pos.: DH Years Played: 2004-05

First-team All-GSC DH in 2004...GSC All-Tournament in 2005...Hit .364 as a junior with 23 runs scored and 26 RBI...Hit .383 as a senior with 45 runs and 43 RBI, also walked 21 times and was hit-by-pitch nine times...

GSC BASEBALL EAST DIVISION ALL-DECADE TEAM (2001-10)

FIRST TEAM

Pos. Name School Years Played Notable Achievement

C Wade Vincent LMU 2001-02 Two-time All-GSC First Team; Career Average: .403

1B Douglas Hargett UNA 1999-02 Back-to-back Men's Commissioner's Trophy (1 of only 2)

2B Ron Riddle UWG 2001-02 Two-time All-GSC First Team at two positions

3B Rob Dahlberg UWA 2006-09 Four-time All-GSC (Three-time First Team)

SS Wes Long UAH 2001-04 2003 GSC East Division Player of the Year

DH Walt Simmons UWA 1999-02 UWA career leader in doubles, home runs & total bases

OF Trent Preuitt UM 2002-05 2005 GSC East Division Player of the Year

OF J.D. Pruitt UM 2006-07 Stole 74 bases in two seasons with 22 home runs.

OF James Barksdale UNA 2004-06 Division II Stolen Base Champion in 2006 (59 in 69 att.)

OF Brandon Decker VSU 2009-10 Two-time First Team All-America (43 HR in two years)

OF Peter Antoske UWF 2004-07 Four-time All-GSC (Three-time First Team)

SP Adam Bass UAH 2001-03 Two-time All-GSC First Team; 2003 All-America

SP Brandon Dill UWA 2005-08 2008 South Central Region Pitcher of the Year

SP Todd Androsko UWF 2003-06 Four-time All-GSC (Three-time First Team)

SP Bryan Lee UWF 2002-05 Three-time All-GSC (Two-time First Team)

RP Zach Andrews UM 2005-08 Tied for most GSC career saves

Coach Gary Rundles UWA 2001-Present Six-straight GSC Tournaments (2005 Champions)

*Unanimous Selections in BOLD

GSC East Division Player of the Decade—Rob Dahlberg, West Alabama

GSC East Division Pitcher of the Decade—Brandon Dill, West Alabama

SECOND TEAM

Pos. Name School Years Played Notable Achievement

C Jake DeRoy UWA 2005-08 Two-time All-GSC First Team

1B Daniel Tankersley UM 2006-07 2007 GSC East Division Player of the Year

2B Matt Horton UNA 2007-08 Division II National Leader in Sacrifice Bunts in 2007

3B Travis Fultz UM 2006-07 Tied NCAA Record for Grand Slams in a Game (2 in 2006)

SS Robert Morgan VSU 2004-05 Tied NCAA Record for Doubles in a Season (32 in 2004)

DH Brian Jenkins UNA 2004-05 All-GSC First Team in 2004 and All-Tournament in 2005

OF Jeffery Ritter UNA 2008-09 Two-time All-GSC First Team

OF John McDonald VSU 2004-05 Two-time All-GSC First Team

SP Adam Lingenfelter VSU 2003-04 Two-time All-GSC and GSC All-Tournament Team

SP Mike Schmitt UWA 2008-09 Two-time All-GSC First Team

SP Kevin Johnson UWF 2009-10 Threw UWF's First No-Hitter in Division II (2010)

SP Kyle Ramsey UWF 2005-09 One of only four UWF players with three All-GSC honors

RP Justin Lamb VSU 2006-08 Two-time All-GSC; 2008 First Team All-America

Coach Greg Goff UM 2004-07 2006 ABCA Region Coach of the Year

NORTH ALABAMA BASEBALL

FORMER UNA COACHES NOW COACHING

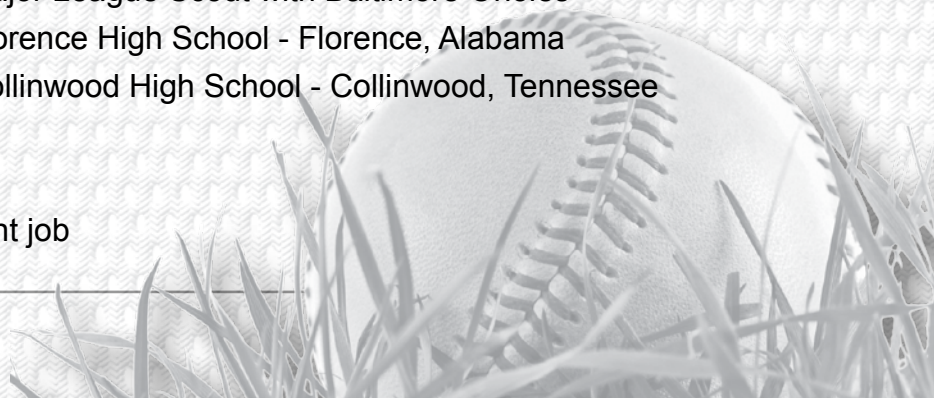
Name	Years at UNA	Current Positions
Kent Farris	1984	Northeast Mississippi Community College, Booneville, Miss.
Sergio Espinal	1990-92	Rogers State University - Claremore, Oklahoma
Tony Hardwick	1991-94	New Site High School - New Site, Mississippi
Kenny Morson	1992-93	Decatur High School - Decatur, Alabama
Scott MacDonald	1997-98	St. Paul Episcopal High School - Mobile, Alabama
Jeff Wood	2000-01	Alcorn Central High School - Corinth, Mississippi
Erik Maas.....	2003-06	University of Montevallo
Mike Sharp	2012-13	Emporia State University

FORMER UNA PLAYERS NOW COACHING

Name	Years at UNA	Current Position
Phil Bates	1984-85	Colbert County High School - Leighton, Alabama
Lee Bryant	2004-05	Shorter College - Rome, Georgia
Tommy Buckner.....	1993.....	Colbert Heights High School - Tuscumbia, Alabama
Mike Burns.....	1989-90	Calhoun Community College - Decatur, Alabama
Shane Chappell.....	2004-05	Pinson Valley High School
Rick Chavez	1984-85	Palo Verde High School - Palo Verde, Arizona
*Keith Crawford	1992-93	Columbia Central High School - Columbia, Tennessee
Josh Graham.....	2007-08	Bob Jones High School - Madison, Alabama
Lance Green.....	1996-97	Tuscaloosa Central High School - Tuscaloosa, Alabama
*Mitch Hill.....	2004-07	Alabama A&M University
David Houseton.....	1998-99	Covenant Day School, Mathews, North Carolina
Daniel Johnson.....	2005, 07-09	Decatur High School, Decatur, Alabama
**Omar Johnson	1995-00	Jackson State University - Jackson, Mississippi
Cedric Landrum.....	1984-85	Hitting Instructor, Montreal Expos
George Mianowski.....	1996-97	Brevard High School - Fort Lauderdale, Florida
Genus Miller	1994-95	Covington High School - Covington, Tennessee
Cole Mitchell.....	2008-09	Sheffield High School, Sheffield, Alabama
Blake Rosson	1984-85	Big Spring High School - Big Spring, Texas
Harry Shelton.....	1984-86	Major League Scout with Baltimore Orioles
Brian Shollenberger....	1992-95	Florence High School - Florence, Alabama
David Ward.....	1984-85	Collinwood High School - Collinwood, Tennessee

* student coach at UNA prior to current job

** graduate assistant at UNA prior to current job



LIONS IN PROFESSIONAL BASEBALL

MAJOR LEAGUES

Name	Years at UNA	Pos.	Affiliation	Years Played
Cedric Landrum	1984-1985	OF	Chicago Cubs/NY Mets	1985-1995
Jim Czajkowski	1985-1986	RHP	Colorado Rockies	1986-1999
Terry Jones	1992-1993	OF	Colo. Rockies/Montreal Expos	1993-2003
*Josh Willingham	1998-2000	OF	Florida Marlins	2000-08
			Washington Nationals	2009-10
			Oakland Athletics	2011
			Minnesota Twins	2012-Current
Sergio Romo	2004	P	San Francisco Giants	2005-Current

AAA

Name	Years at UNA	Pos.	Affiliation	Years Played
Robert Lopez	1984-1985	RHP	Cincinnati Reds	1985-1991
Charlie Rogers	1989	LHP	Milwaukee Brewers	1989-1993
D.J. Harris	1993	RHP	Toronto Blue Jays	1993-1999
John Mahalik	1993	SS	NY Mets/ LA Dodgers	1993-1999

AA

Name	Years at UNA	Pos.	Affiliation	Years Played
J.D. Ramirez	1987-1988	2B	California Angels	1988-1997
Ferenc Jongejan	2000	LHP	Chicago Cubs	2001-2007

A


Name	Years at UNA	Pos.	Affiliation	Years Played
Max Burleson	1956-1959		Birmingham Barons	
Mike Gentle	1981-1982	LHP	Los Angeles Dodgers	1983-
Harry Shelton	1984-1986	OF	Chicago Cubs	1986-1988
Mark Krumback	1986-1987	SS	Cincinnati Reds	1988-1991
Craig Bryant	1989-1991	SS	Seattle Mariners	1991-1993
Mike Burns	1989-1990	3B/C	Houston Astros	1993-1994
Rodney Busha	1990	RHP	Texas Rangers	1990-1991
Rodney Mangham	1993	OF	Houston Astros	1993-1994
Justin Fenus	1996	RHP	Philadelphia Phillies	1996-1999
Jason Foulkes	1996	RHP	Boston Red Sox	1996-2001
Chris Fears	1999-2000	OF	KC Royals/San Diego Padres	2000-2003
Joey Gillikin	1999	OF/C	Chicago White Sox	2000-2004
Nathan Bowden	2002	SS	New York Yankees	2002-2003
Mike Klug	2004-05	2B	Oakland Athletics	2005-2007
James Barksdale	2003-06	OF	Pittsburgh Pirates	2006-2010
Qualon Millender	2008-09	OF	Chicago White Sox	2009-Current

INDEPENDENT


Name	Years at UNA	Pos.	Affiliation	Years Played
Paul O'Hearn	1994	RHP	Ogden Raptors	1994-1995
Junior Hoffman	1993	LHP	North Central League	1993-1995
Kent Scolamiero	1993	2B	North Central League	1993-1994
Jeff Foote	1994-1995	OF/P	Zanesville Greys/Brainard Bobcats	1995-1997
Marvelle Moore	1993-1996	SS	Zanesville Greys	1996-1997
Dario Green	1995	OF	Southern Mini-Stars	1995-1999
Lance Dobbins	1996	RHP	Meridian Breakman	1996-1998
Alan Pate	1993-1996	1B	Zanesville Greys	1996-1997
Marty Wheeler	1993-1996	RHP	Zanesville Greys	1996-1997
Paul Rogers	1995-1996	LHP	Thunder Bay Whiskey Jacks	1996-1999
George Mianowski	1996-1997	RHP	Winchester Tomahawks	1997-1999
Sam Lee	1997-1998	2B	Saint Paul Saints	1998-2000
Bryan Swift	2001-2002	2B	Amarillo Dillas	2002-2004
Nick Mockabee	2000-2001	OF	Pensacola Penguins	2002-2004
Adam Wheeler	2001-2002	OF/P	Ozark Mountain Ducks	2003-2004
Tharun Anderson	2000-2001	C	Houma Hawks	2003-2004
Patrick Jernigan	2000	C	Lincoln Saltdogs	2003-2004
Eddie Gullen	2005-06	OF	New Haven County Cutters	2007-2008
Brock Hunton	2005-06	RHP	Windy City Thunderbolts	2007
Josh Phillips	2006-07	OF	Pensacola Pelicans	2008
Chase Porch	2009-10	OF	Pensacola Pelicans	2011-2013

LIONS IN PROFESSIONAL BASEBALL


MAJOR LEAGUE LIONS




CEDRIC LANDRUM
(Outfielder)
Chicago Cubs
New York Mets



JIM CZAKOWSKI
(Pitcher)
Colorado Rockies



TERRY JONES
(Outfielder)
Colorado Rockies
Montreal Expos



SERGIO ROMO
(Pitcher)
San Francisco Giants

JOSH WILLINGHAM

(Outfielder)

MINNESOTA TWINS

2012 - American League Silver Slugger Award

2012 - Twins Team MVP

- Played in 1,055 career Major League games
- 181 career home runs
- 592 career RBI
- 401 career extra-base hits

- Hit 35 home runs and drove in 110 runs in 2012 with the Twins
- Hit 29 home runs and drove in 98 runs in 2011 with the Oakland A's



LIONS IN PROFESSIONAL BASEBALL

TERRY JONES IN THE MAJOR LEAGUES

Year	G	AB	R	H	2B	3B	HR	RBI	SB	BB	SO	BA	SH	SF	HBP
1996 Colorado (NL)	12	10	6	3	0	0	0	1	0-0	0	3	.300	0	1	1
1998 Montreal (NL)	60	212	30	46	7	2	1	15	16-20	21	46	.217	15	0	0
1999 Montreal (NL)	17	63	4	17	1	1	0	3	1-3	3	14	.270	0	0	0
2000 Montreal (NL)	108	168	30	42	8	2	0	13	7-9	10	32	.250	3	0	0
2001 Montreal (NL)	30	77	8	20	5	0	0	2	3-3	2	11	.260	3	0	0
Totals	227	530	78	128	21	5	1	34	27-35	36	106	.242	18	1	0

Transactions:

June 3, 1993: Drafted by the Colorado Rockies in the 40th round of the 1993 amateur draft. Signed June 6, 1993
 Dec. 10, 1997: Traded by the Colorado Rockies to the Montreal Expos.
 October 4, 1999: Granted Free Agency
 October 28, 1999: Signed as a Free Agent by the Los Angeles Dodgers
 January 6, 2000: Sent to the New York Yankees as part of a conditional deal
 March 31, 2000: Selected off waivers by the Montreal Expos from the New York Yankees
 October 12, 2001: Granted Free Agency

JIM CZAJKOWSKI IN THE MAJOR LEAGUES

Year	W	L	G	GS	CG	SV	IP	H	R	ER	BB	SO	HBP	WP	BF	ERA
1994 Colorado (NL)	0	0	5	0	0	0	8.7	9	4	4	6	2	3	1	42	4.15

Transactions:

June 2, 1986: Drafted by the Atlanta Braves in the 29th round of the amateur draft. Signed June 9, 1986.
 December 5, 1989: Drafted by the Pittsburgh Pirates from the Atlanta Braves in 1989 minor league draft.
 July 12, 1990: Traded by the Pittsburgh Pirates to the Milwaukee Brewers
 October 15, 1992: Granted Free Agency. December, 1992: Signed as a Free Agent with the Chicago Cubs
 October 15, 1993: Granted Free Agency. December 3, 1993: Signed as a Free Agent with the Colorado Rockies
 October 15, 1994: Granted Free Agency. October 22, 1994: Signed as a Free Agent with the Colorado Rockies

CEDRIC LANDRUM IN THE MAJOR LEAGUES

Year	G	AB	R	H	2B	3B	HR	RBI	SB	BB	SO	BA	SH	SF	HBP
1991 Chicago (NL)	56	86	28	20	2	1	0	6	27-32	10	18	.233	3	0	0
1993 New York (NL)	22	19	2	5	1	0	0	1	0-0	0	5	.263	1	0	0
Totals	78	105	30	25	3	1	0	7	27-32	10	23	.238	4	0	0

Transactions:

November 9, 1985: Signed by the Chicago Cubs as an amateur free agent
 July 7, 1992: Traded by the Chicago Cubs to the Milwaukee Brewers
 October 15, 1992: Granted Free Agency
 February 24, 1993: Signed as a Free Agent with the Minnesota Twins
 April 17, 1993: Released by the Minnesota Twins
 May 14, 1993: Signed as a Free Agent by the New York Mets
 October 4, 1993: Released by the New York Mets

SERGIO ROMO IN THE MAJOR LEAGUES

Year	W	L	G	GS	CG	SHO	GF	S	IP	H	R	ER	BB	SO	HBP	ERA
2008 San Francisco (NL)	3	1	29	0	0	0	8	0	34.0	16	13	8	8	33	3	2.02
2009 San Francisco (NL)	5	2	45	0	0	0	9	2	34.0	30	15	15	11	41	1	3.97
2010 San Francisco (NL)	5	3	68	0	0	0	13	0	62.0	46	16	15	14	70	4	2.18
2011 San Francisco (NL)	3	1	65	0	0	0	16	1	48.0	29	8	8	5	70	0	1.50
2012 San Francisco (NL)	4	2	69	0	0	0	27	14	55.1	37	11	11	10	63	3	1.79
2013 San Francisco (NL)	5	8	65	0	0	0	52	38	60.1	53	20	17	12	58	1	2.54
Totals	25	17	341	0	0	0	125	55	293.2	211	83	74	60	335	12	2.27

Transactions:

June 5, 2000: Drafted by the San Francisco Giants in the 28th round of the 2005 amateur draft. Signed June 9, 2005

* Pitched in 68 games for the World Champion San Francisco Giants in 2010.

* Pitched in 69 games for the World Champion San Francisco Giants in 2012.

LIONS IN PROFESSIONAL BASEBALL



JOSH WILLINGHAM IN THE MAJOR LEAGUES

Year	G	AB	R	H	2B	3B	HR	RBI	SB	BB	SO	BA	SH	SF	HBP
2004 Florida (NL)	12	25	2	5	0	0	1	1	0-0	4	8	.200	0	0	0
2005 Florida (NL)	16	23	3	7	1	0	0	4	0-0	2	5	.304	1	0	2
2006 Florida (NL)	142	502	62	139	28	2	26	74	2-2	54	109	.277	0	6	11
2007 Florida (NL)	144	521	75	138	32	4	21	89	8-9	66	122	.265	0	1	16
2008 Florida (NL)	102	351	54	89	21	5	15	51	3-5	48	82	.254	1	2	14
2009 Washington (NL)	133	427	70	111	29	0	24	61	4-7	61	104	.260	0	2	12
2010 Washington (NL)	114	370	54	99	19	2	16	56	8-8	67	85	.268	0	4	9
2011 Oakland (AL)	136	488	69	120	26	0	29	98	4-5	56	150	.246	0	8	11
2012 Minnesota Twins (AL)	145	519	85	135	30	1	35	110	3-5	76	141	.260	0	6	14
2013 Minnesota Twins (AL)	111	389	42	81	20	0	14	48	1-1	66	128	.208	0	2	14
Totals	1055	3615	516	924	206	14	181	592	33-42	500	934	.256	2	31	103

Transactions:

June 5, 2000: Drafted by the Florida Marlins in the 17th round of the 2000 amateur draft. Player signed June 8, 2000.

November 10, 2008: Traded by the Florida Marlins with Scott Olsen to the Washington Nationals for Jake Smolinski (minors), P.J. Dean (minors) and Emilio Bonifacio.

December 16, 2010: Traded by the Washington Nationals to the Oakland Athletics for Corey Brown and Henry Rodriguez.

October 30, 2011: Granted Free Agency.

December 15, 2011: Signed as a Free Agent with the Minnesota Twins.

LION SCORES, PRIOR TO 1984

* This is the first attempt at compiling a comprehensive list of Lion baseball scores prior to 1984. The following list includes scores that were found in the Diorama, Flor-Ala, the TimesDaily and other publications. If you have additions or corrections to this list please call UNA Sports Information at (256) 765-4595 or email us at sportsinformation@una.edu.

1947 • (5-7-2)

Coach Eddie Flowers

Murfreesboro.....	5-20
Lambuth.....	8-6
David Lipscomb.....	14-12
Reynolds.....	5-5
Marion.....	7-7
Murfreesboro.....	2-13
Alabama (B Team).....	3-14
Bethel.....	7-4
St. Bernard.....	11-9
Marion.....	1-2
Marion.....	4-3
St. Bernard.....	8-12
Bethel.....	13-14
David Lipscomb.....	8-9

1948 • (15-3)

Coach Eddie Flowers

St. Bernard.....	2-1
Athens State.....	17-4
Lambuth.....	5-6
Athens State.....	9-5
Reynolds Metals.....	5-3
David Lipscomb.....	11-3
St. Bernard.....	4-1
St. Bernard.....	7-4
Tennessee-Martin.....	14-7
St. Bernard.....	16-6
Athens State.....	11-6
Bethel.....	3-5
Tennessee-Martin.....	8-4
Reynolds Metals.....	9-3
Lambuth.....	14-4
Bethel.....	Won
David Lipscomb.....	8-1
Athens State.....	6-10

1949 • (3-9-1)

Coach Eddie Flowers

Samford.....	4-8
Jacksonville State.....	8-4

David Lipscomb.....	2-13
Samford.....	10-10
David Lipscomb.....	12-15
Bethel.....	3-5
Bethel.....	2-3
Middle Tennessee State.....	10-16
Middle Tennessee State.....	1-5
Union.....	0-3
Union.....	4-2
Troy State.....	7-5
Troy State.....	5-10

1950 • (5-8*)

Coach George Weeks

Middle Tennessee State.....	10-6
Snead State.....	19-3
Union.....	26-5
David Lipscomb.....	7-16
West Alabama.....	14-15
Athens State.....	5-9
Troy State.....	2-3
Troy State.....	6-5
Troy State.....	Lost
West Alabama.....	4-3
Union.....	0-4
Jacksonville State.....	2-3
Samford.....	0-5

1951 • (10-4)

Coach George Weeks

Union.....	3-2
Middle Tennessee State.....	2-8
Birmingham-Southern.....	7-4
West Alabama.....	5-9
Bethel.....	7-4
Austin Peay.....	6-2
Union.....	6-4
Jacksonville State.....	9-8
Samford.....	4-6
Samford.....	8-6
Birmingham-Southern.....	9-3
Jacksonville State.....	8-6
Middle Tennessee State.....	6-5
Austin Peay.....	3-4

1952

Coach George Weeks

1953 • (9-4)

Coach George Weeks

Memphis.....	9-5
Austin Peay.....	9-1
Middle Tennessee State (10).....	4-6
Lipscomb.....	8-6
Jacksonville State.....	7-1
West Alabama (13).....	1-2
Lipscomb.....	1-7
Union.....	4-1
Lambuth.....	12-2
Union.....	4-2

Lambuth.....	won
West Alabama.....	7-9
Peabody.....	won

1954 • (12-3)

Coach George Weeks

Middle Tennessee State.....	4-3
Union.....	9-4
St. Bernard.....	7-5
West Alabama.....	3-6
West Alabama.....	5-4
at Middle Tennessee State.....	11-14
at Ft. McClellan.....	3-0
at Jacksonville State.....	7-0
at Samford.....	5-3
at West Alabama.....	11-0
at West Alabama.....	3-0
at Union.....	7-2
Samford.....	5-8
St. Bernard.....	7-3
St. Bernard.....	3-2
Middle Tennessee State.....	9-6

1955 • (14-2)

Coach George Weeks

1956 • (8-9)

Coach George Weeks

David Lipscomb.....	0-7
Bradley (Ill.).....	1-11
Middle Tennessee.....	7-8
Murray.....	4-2
Murray.....	0-2
David Lipscomb.....	16-17
Middle Tennessee.....	7-6
Lambuth.....	2-1
Bama Frosh.....	5-6
Bama Frosh.....	2-4
Austin Peay.....	7-5
Belmont.....	10-3
Austin Peay.....	5-7
Howard.....	6-5
Howard.....	2-3
Belmont.....	7-3
Memphis State.....	11-3

1957 • (7-10)

Coach George Weeks

Middle Tennessee State.....	7-5
Murray State.....	5-4
Murray State.....	2-1
David Lipscomb.....	0-5
Samford.....	3-4
Lambuth.....	10-11
Belmont.....	2-10
Memphis State.....	5-2
Austin Peay.....	5-4
Murray State.....	2-3
Murray State.....	5-6
Samford.....	4-10
Lambuth.....	9-10

1958 • (10-5)

Coach George Weeks

Hanover.....	2-1
Illinois Wesleyan.....	5-4
Lambuth.....	20-5
David Lipscomb.....	2-0
Alabama College.....	13-0
Belmont.....	4-5
Howard.....	1-2
David Lipscomb.....	1-2
Memphis State.....	6-8

Livingston.....	0-3
Memphis State.....	5-2
Alabama College.....	36-1
Livingston.....	9-8
Howard.....	5-6
Belmont.....	8-3

1959 • (10-8)

Coach George Weeks

Lambuth.....	6-0
Hanover.....	6-5
Illinois Wesleyan.....	4-3
Austin Peay.....	8-2
Samford.....	5-7
Memphis State.....	8-5
David Lipscomb.....	7-3
David Lipscomb.....	9-4
Lambuth.....	10-1
Jacksonville State.....	12-15
Memphis State.....	2-6
Howard.....	4-3
St. Bernard.....	8-9
Belmont.....	21-4
St. Bernard.....	12-4
Jacksonville State.....	1-2
Austin Peay.....	9-10
Belmont.....	3-8

1960 • (11-7)

Coach George Weeks

Austin Peay.....	2-3
Lambuth.....	3-4
Hannover.....	15-2
Athens State.....	17-4
Jacksonville State.....	9-2
West Alabama.....	8-5
Illinois.....	7-8
Illinois.....	1-2
David Lipscomb.....	6-4
Samford.....	2-3
Samford.....	14-6
St. Bernard.....	3-6
Lambuth.....	19-6
Austin Peay.....	3-2
St. Bernard.....	4-0
Belmont.....	2-6
Jacksonville State.....	4-2
Athens State.....	10-4


1961 • (10-8)

Coach George Weeks

David Lipscomb.....	lost
Austin Peay.....	won
Athens.....	lost
Austin Peay.....	lost
David Lipscomb.....	lost
Belmont.....	won
Jacksonville.....	won
Delta State.....	lost
St. Bernard.....	lost
Howard.....	won
Lambuth.....	won
Livingston.....	won
Jacksonville.....	lost
Livingston.....	won
Athens.....	won
Howard.....	lost
Lambuth.....	won
St. Bernard.....	won

1962 • (9-5)

Coach George Weeks



LION SCORES, PRIOR TO 1984

Lambuth.....	2-1
David Lipscomb.....	5-4
David Lipscomb.....	13-9
Belmont.....	10-2
Austin Peay.....	3-11
Delta State.....	5-4
Austin Peay.....	3-9
Belmont.....	9-5
Lambuth.....	2-4
UTMB.....	4-1
Jacksonville.....	4-5
St. Bernard.....	2-4
Jacksonville.....	7-1
St. Bernard.....	3-0

1963

Coach George Weeks

1964

Coach George Weeks

Union.....	1-6
West Alabama.....	8-1
Union.....	3-12
Montevallo.....	
David Lipscomb.....	4-5
St. Bernard.....	
Memphis State.....	
St. Bernard.....	
Troy State.....	
Lambuth.....	12-9
David Lipscomb.....	1-7
Lambuth.....	
Jacksonville State.....	9-5
West Alabama.....	

1965 • (4-8)

Coach George Weeks

Jacksonville State.....	Won
Montevallo.....	9-7
West Alabama.....	0-1
West Alabama.....	1-2
Lambuth.....	Lost
Lambuth.....	Lost
Union.....	1-15
Lambuth.....	7-5
Union.....	1-11
Troy State.....	Lost
Montevallo.....	10-1
St. Bernard.....	5-6

1966 • (5-10)

Coach George Weeks

Union.....	3-0
Murray State.....	4-12
Jacksonville State.....	4-2
Lambuth.....	4-5
Jacksonville State.....	6-12
West Alabama.....	1-10
David Lipscomb.....	4-7
St. Bernard.....	1-2
St. Bernard.....	1-2
Troy State.....	3-4
Troy State.....	4-2
Lambuth.....	4-5
David Lipscomb.....	6-5

1967 • (14-8)

Coach George Weeks

Alabama.....	10-3
Alabama.....	2-9
Troy State.....	6-17

St. Bernard.....	6-2
St. Bernard.....	1-0
at Alabama.....	7-5
Jacksonville State.....	1-2
Jacksonville State.....	Won

1968 • (6-6*)

Coach George Weeks

Athens State.....	7-5
Athens State.....	4-0
Calhoun JUCO.....	8-5
St. Bernard.....	0-5
St. Bernard.....	0-7
Montevallo.....	0-9
Troy State.....	4-5
West Alabama.....	1-5
Belmont.....	5-0
David Lipscomb.....	11-9
Montevallo.....	3-2
Montevallo.....	2-3

1969 • (16-12*)

Coach George Weeks

Northwest JUCO.....	11-2
Jacksonville State.....	12-3
Jacksonville State.....	2-8
Lambuth.....	10-3
Alma College.....	6-5
Christian Brothers.....	5-9
Troy State.....	3-1
West Alabama.....	6-2
Montevallo.....	5-4
St. Bernard.....	3-7
St. Bernard.....	10-3
West Alabama.....	0-3
Athens State.....	3-1
Athens State.....	3-5
West Alabama.....	2-6
Jacksonville State.....	4-1
Jacksonville State.....	3-2

1970 • (2-22)

Coach George Weeks

Montevallo.....	3-4
Central Michigan.....	0-11
Central Michigan.....	1-13
Central Michigan.....	0-5
Athens State.....	10-1

1971 • (10-16)

Coach George Weeks

N.W. Junior College.....	5-1
Troy.....	4-1
Livingston.....	1-12
Livingston.....	6-12
Huntington.....	4-7
Huntington.....	1-7
Union.....	6-11
Union.....	4-5
Grace College.....	7-6
Grace College.....	7-6
N.W. Junior College.....	15-5
Walker Junior College.....	6-7
Huntington.....	6-5
Jacksonville.....	4-17
St. Bernard.....	1-2
St. Bernard.....	2-6
Livingston.....	0-8
Gadsden State.....	15-2
Jacksonville.....	0-9
Jacksonville.....	1-9
Athens.....	12-2

Athens.....	10-12
Walker Junior College.....	1-10
Athens.....	2-1
Troy.....	1-0
Troy.....	0-2

1972 • (10-19)

Coach Jackie Pedigo

Calhoun JUCO.....	5-8
Jacksonville State.....	0-3
Jacksonville State.....	0-9
Grace College.....	3-15
Athens State.....	9-1
Athens State.....	10-9
Jacksonville State.....	16-6
Tennessee-Martin.....	7-9
Troy State.....	6-4
Tennessee-Martin.....	8-6

1973 • (11-16)

Coach Ricky Lindsey

Troy State.....	2-14
Troy State.....	3-7
Austin Peay.....	4-5
Austin Peay.....	2-1
Tennessee-Martin.....	8-7
Tennessee-Martin.....	2-2
Alabama-Birmingham.....	7-9
Jacksonville State.....	1-5
Jacksonville State.....	0-4
West Alabama.....	2-4
Middle Tennessee State.....	3-2
Middle Tennessee State.....	4-3
St. Bernard.....	3-0
St. Bernard.....	3-2
Alabama-Birmingham.....	6-12
Jacksonville State.....	0-1
Jacksonville State.....	8-9
Middle Tennessee State.....	0-5
Middle Tennessee State.....	5-10
Troy State.....	5-2
Troy State.....	11-10
St. Bernard.....	6-1
St. Bernard.....	3-4
West Alabama.....	1-2
West Alabama.....	4-8

1974 • (22-10)

Coach Ricky Lindsey

Martin JUCO.....	Won
Martin JUCO.....	Won
St. Bernard.....	Won
Athens State.....	Won
Athens State.....	Lost
Union.....	Won
Union.....	Lost
Jacksonville State.....	2-7
Jacksonville State.....	6-5
West Alabama.....	6-5
West Alabama.....	3-0
Troy State.....	2-3
Troy State.....	4-6
Austin Peay.....	Won
Austin Peay.....	Lost
Union.....	Won
Union.....	Lost
Athens State.....	4-3
Athens State.....	19-11

1975 • (12-23)

Coach Mike Dean

Three Rivers.....	11-6
-------------------	------

Marietta.....	1-8
Marietta.....	0-3
Gulf Coast JUCO.....	5-15
Calhoun JUCO.....	1-10
Troy State.....	1-4
Troy State.....	1-4
at Auburn.....	4-8
Northern Kentucky.....	7-8
Illinois Benedictine.....	1-2
Northern Kentucky.....	2-6
Montevallo.....	6-7
Illinois Benedictine.....	7-3
Montevallo.....	1-2
Alabama A&M.....	forfeit
Alabama A&M.....	25-2
Jacksonville State.....	0-6
Jacksonville State.....	5-12
Lambuth.....	11-1
Lambuth.....	9-6
Troy State.....	5-6
Troy State.....	0-7
at Alabama.....	2-6
at Alabama.....	6-7
Jacksonville State.....	0-3
Jacksonville State.....	1-8
Lambuth.....	3-1
Lambuth.....	5-1
Austin Peay.....	4-13
Union.....	12-8
Union.....	7-2

1976 • (15-26)

Coach Mike Knight

Freed-Hardeman.....	Won
Freed-Hardeman.....	Won
at Auburn.....	0-11
at Auburn.....	1-3
at Athens State.....	5-7
at Athens State.....	1-3
at Alabama.....	6-8
at Alabama.....	3-4
Jacksonville State.....	1-5
Calhoun JUCO.....	1-5
Calhoun JUCO.....	1-9
West Alabama.....	10-9
Alabama A&M.....	Won
Alabama A&M.....	Won
Freed-Hardeman.....	5-4
Freed-Hardeman.....	9-1

1977 • (23-20)

Coach Mike Knight

Athens State.....	3-2
Athens State.....	6-0
Alabama A&M.....	6-2
Alabama A&M.....	5-3
Freed-Hardeman.....	1-0
Freed-Hardeman.....	5-2
Middle Tennessee State.....	3-16
Middle Tennessee State.....	5-4
Middle Tennessee State.....	7-6
Montevallo.....	3-9
Montevallo.....	6-8
Tennessee-Martin.....	1-0
Tennessee-Martin.....	0-4
Troy State.....	0-5
Troy State.....	0-5
Lambuth.....	4-6
West Alabama.....	5-3
West Alabama.....	1-0
Lambuth.....	5-21

LION SCORES, PRIOR TO 1984

Athens State	5-7
Athens State	4-3
Tennessee-Martin	1-5
Tennessee-Martin	4-3
St. Bernard	3-1
St. Bernard	1-6
Freed-Hardeman	6-1
Freed-Hardeman	4-0
Jacksonville State	7-15
Jacksonville State	4-5
Alabama	4-8
Alabama	1-5
Montevallo	2-6
Montevallo	0-5
West Alabama	3-2
West Alabama	2-1
Alabama A&M	10-2
Alabama A&M	11-2
St. Bernard	1-2
St. Bernard	4-0
Troy State	3-2
Troy State	0-5

1978 • (17-19)

Coach Mike Knight

Montevallo	6-7
Montevallo	4-8
Alabama A&M	12-1
Alabama A&M	11-0
Freed-Hardeman	2-0
Freed-Hardeman	11-1
Alabama A&M	8-1
Alabama A&M	3-4
Montevallo	1-3
Montevallo	4-2
Missouri Baptist	3-7
Missouri Baptist	4-3
College of St. Francis	6-8
College of St. Francis	2-10
Tennessee-Martin	3-2
Tennessee-Martin	8-2
Lambuth	9-6
West Alabama	5-4
West Alabama	11-8
Jacksonville State	2-7
Jacksonville State	12-13
Troy State	2-9
Troy State	2-10
Lambuth	3-10
at Alabama	0-10
at Alabama	0-9
West Alabama	2-9
West Alabama	6-1
Southern Benedictine	4-5
Southern Benedictine	5-10
Athens State	4-6
Athens State	6-0
Tennessee-Martin	8-2
Tennessee-Martin	2-3
Jacksonville State	10-6
Jacksonville State	4-2

1979 • (17-15)

Coach Gary Elliott

Freed-Hardeman	11-10
Freed-Hardeman	2-0
Southern Benedictine	6-2
Southern Benedictine	11-0
Alabama-Birmingham	0-1

Alabama-Birmingham	7-4
Montevallo	7-8
Montevallo	1-7
Freed-Hardeman	3-2
Freed-Hardeman	9-2
Lambuth	2-6
Alabama	3-7
Alabama	0-5
Alabama A&M	1-0
Alabama A&M	2-1
Tennessee-Martin	10-2
Tennessee-Martin	8-11
West Alabama	1-2
West Alabama	2-5
Troy State	2-0
Troy State	2-11
Lambuth	10-0
Tennessee-Martin	2-3
Tennessee-Martin	4-0
Athens State	2-0
Athens State	6-7
Southern Benedictine	5-0
Southern Benedictine	3-4
Troy State	0-1
Troy State	3-10
Athens State	7-6
Athens State	11-3

1980 • (20-25)

Coach Mike Galloway

Freed-Hardeman	6-5
at Alabama	5-14
Florida Southern	lost
Florida Southern	lost
Eckerd College	7-1
University of Tampa	lost
University of Tampa	lost
Temple	tie
Jacksonville State	1-16
Jacksonville State	2-12
Jacksonville State	4-10
Troy State	3-4
Troy State	8-4
Troy State	4-7
Tennessee-Chatanooga	won
Tennessee-Chatanooga	3-1
West Alabama	4-5
West Alabama	7-8
West Alabama	5-15
Mississippi College	3-1
Mississippi College	16-0
Mississippi College	10-7
Union	8-1
Union	6-4
Freed-Hardeman	6-2
Tennessee-Martin	4-2
Tennessee-Martin	5-6
Tennessee-Martin	lost
Alabama A&M	6-7
Alabama A&M	0-6
Birmingham Southern	won
Montevallo	11-7
Montevallo	10-7
Lipscomb	4-5
Lipscomb	1-4
Tennessee State	0-3
Tennessee State	5-9
Athens State	2-1
Athens State	2-6

1981 • (20-25)

Coach Mike Galloway

Freed-Hardeman	10-0
Birmingham Southern	2-7
Delta State	1-5
Delta State	6-5
Middle Tennessee State	4-1
Middle Tennessee State	3-4
Western Kentucky	1-14
Western Kentucky	2-4
Montevallo	1-9
Montevallo	4-19
Alabama A&M	10-5
Alabama A&M	6-2
Athens State	10-3
Athens State	7-10
Middle Tennessee State	2-1
Middle Tennessee State	4-1
Cleveland State	3-7
Cleveland State	7-2
West Alabama	1-0
West Alabama	3-4
Athens State	5-1
Athens State	13-7
Austin Peay	4-8
Austin Peay	8-17
Tennessee Tech	6-4
Tennessee Tech	14-3
Jacksonville State	1-9
Jacksonville State	1-0
Birmingham Southern	4-3
Tennessee-Martin	1-7
Tennessee-Martin	8-4
Troy State	0-8
Troy State	3-6
Jacksonville State	4-3
Jacksonville State	4-16
Alabama A&M	7-5
Alabama A&M	7-8
Troy State	0-4
Troy State	5-9
Tennessee-Martin	6-7
Tennessee-Martin	3-7
West Alabama	4-7
West Alabama	5-4

GSC Tournament

Delta State	0-11
Mississippi College	0-7
at Alabama	6-10

1982 • (17-20)

Coach Mike Galloway

Martin JUCO	4-0
Martin JUCO	2-1
Middle Tennessee State	10-5
Union	1-0
Union	2-1
Tennessee-Martin	1-3
Tennessee-Martin	0-3
Morehead State	1-10
Arkansas State	6-7
Central Arkansas	4-3
Central Arkansas	10-5
Arkansas-Little Rock	11-12
Arkansas Tech	4-3
Arkansas Tech	7-6
Harding	4-3
Harding	5-3

Rust	16-3
Stillman	2-7
Stillman	6-7
Kentucky State	10-15
Kentucky State	4-9
Stillman	9-10
Stillman	3-1
Cleveland State	7-10
Cleveland State	9-1
Jacksonville State	8-9
Jacksonville State	2-5
Alabama A&M	10-0
Alabama A&M	5-4
Nicholls State	1-14
Nicholls State	4-1
Livingston	2-0
Livingston	3-9
Tennessee-Martin	0-1
Tennessee-Martin	7-6
Middle Tennessee State	3-5

GSC Tournament

Jacksonville State	7-15
Tennessee-Martin	19-10
Delta State	3-14

1983 • (15-17)

Coach Mike Galloway

at Alabama	6-10
at Delta State	7-8
at Delta State	14-4
at Mississippi Valley State	1-2
at Mississippi Valley State	13-5
at Mississippi	1-7
at Mississippi	5-8
Middle Tennessee State	8-4
Tennessee-Martin	8-0
Tennessee-Martin	2-1
West Alabama	9-3
Troy State	lost
at Austin Peay State	3-8
at Austin Peay State	9-2
Jacksonville State	3-7
Jacksonville State	2-5
Tennessee-Martin	7-6
Tennessee-Martin	6-3

BASEBALL LETTERMEN, 1936-1983

** This is the first attempt at compiling a comprehensive list of Lion baseball lettermen prior to 1984. The following list includes lettermen from 1936 and 1947-83 that were found in the Diorama, Flor-Ala, the TimesDaily and other publications. If you have additions or corrections to this list please call UNA Sports Information at (256) 765-4595.*

AKERS, Roger
1969, 70, 71
AKINS, Phil
1952, 54, 55, 56
ANDERSON, Jeff
1978, 79
ARMSTRONG, Raymond
1950, 51, 52, 53
ATCHLEY, Keith
1981, 82
AYCOCK, Kenny
1979, 80, 81, 82
BALL, Watt
1958
BARNES, Donnie
1982
BARNETT, Mickey
1977, 78
BATCHELOR, Wendell
1963
BATES, Phil
1982
BETHEA, Darryl
1983
BEGLEY, Bruce
1973, 74
BELL, Jeff
1982, 83
BELUE, Billy
1974
BENEFIELD, Morris
1958
BENEFIELD, Earl
1958
BENNETT, George
1970
BENTLEY, Gerald
1962, 63, 65
BERGIN, Ray
1955
BETHEA, Daryl
1980
BITTINGER
1948
BITTINGER, Herman
1955, 56
BLACK, Brian
1963, 64, 65
BLAKE, Bruce
1982
BLOCK
1948
BLOSS, Walter
1936

BOLEY, Carl
1950
BOSTICK, John
1953, 54, 55, 56
BOUTELLE, Dick
1959, 60
BRADFORD, Smiley
1948
BRANCH, Donnie
1982, 83
BREWER, Joe
1950, 53, 54, 55
BREWER, Riley
1979, 80, 81
BREWER, Ronnie
1968
BRIDGES, Ed
1957
BRINK, Joe
1947, 48
BRISCOE, Alvis
1936
BROCATO, Tom
1954, 55, 56
BROM, Larry
1972
BROWN, Jody
1980, 81, 82, 83
BRUNSMAN, Jim
1972
BRYANT, Ernest
1947
BURDINE, Greg
1981
BURKE, Brett
1979
BURLESON, Max
1956, 57, 58, 59
BURNETTE, Jimbo
1979
BUSH, John
1955, 56, 57, 58
CALHOUN, Louis
1949
CALICH, George
1952, 53, 54
CANTRELL, Darryl
1976, 77, 78
CARLO, Jim
1977, 78, 79, 80
CARPENTER, William
1966
CARPENTER, Royal
1968, 69, 70
CARR, Tim
1973
CARTRON, Clem
1962, 64
CASH, Jack
1958, 61, 62
CHALLENGER, Bob
1947, 48

CHALLENGER, Lee
1947, 48
CHILDRESS, John
1959, 60, 61
CICERO, Gus
1947
CLARK
1947
CLARK, Harry
1959, 60, 61
CLEMMONS, Greg
1983
CLEVELAND, Dennis
1979
CLEVELAND, Joe
1983
COATES, Keith
1980
COBB, William
1966
COFFMAN, Dick
1951
COLLINS, Ray
1947, 48, 49
COOK, Don
1959, 60, 63
COONEY, Joe
1962
COOPER, Bill
1959, 60
COPE
1949
COPELAND, Johnny
1964
COTHREN
1951
COULTER, Wayne
1959, 60, 61
COX, Doug
1971
CRABTREE, Robert
1959, 60, 61
CREGEEN, Bart
1980, 81, 82, 83
CREGEEN, Ben
1983
CROSSING, Rusty
1983
DANIEL, Kenny
1963, 64
DANIELS, Randy
1972
DAVIS
1948
DAVIS, Jerry
1966, 67, 68, 69, 70
DAVIS, Monty
1983
DAVIS, Neil
1952
DAVIS, Rick
1970

DAVIS, Ron
1982
DEAN, Mike
1979, 80, 81, 82
DEASON, Elbert
1952
DELP, Kevin
1980, 81, 82
DELUCA
1965
DEVANEY, Jeff
1983
DOOLEY, Bobby
1981, 82, 83
DOUTHIT, Bobby
1979
DUNN, Alan
1978
DYAR, Paul
1953, 54
EARNEST, Dabbs
1958, 59, 60, 61
EDWARDS, John
1982
ELLIS, Bart
1949
EUBANKS, Terry
1981
EZELL, Petty
1959, 60
EZELL, Tim
1978, 79, 80
FARRIS, Bill
1951, 52
FARRIS, Ken
1951
FARRIS, Kent
1980, 81
FIELDS, Tony
1983
FINDLAY, Cary
1953
FINK
1948
FISK
1948
FORD, Ronnie
1970
FORREST, Chris
1974, 76, 77
FOWLER, L.C.
1958
FOWLER, Ray
1976
FREDRICK, Charlie
1957, 58
FROST, Bobby
1957, 59, 60, 61
FROST, Eddie
1958, 59, 60, 61
FUELL, Terry
1976, 77


BASEBALL LETTERMEN, 1936-1983

FULLER, Will
1972
GAISSER, Roy
1951, 52
GAITHER, Danny
1970
GAMBLE, Jimmy
1958
GAMMON, Fred
1936
GARDINER, Bill
1952
GARRISON
1947
GARTH, Ben
1970
GASKILL, Randy
1983
GATHER, Richard
1967
GENTLE, Mike
1981, 82
GEORGE
1961
GEORGE, David
1973, 74, 75, 76
GILBERT, Joe
1965, 66, 67, 68
GILLIAM, Steve
1981, 82, 83
GLASGOW, Leslie
1936
GLENN, Richard
1975
GLOCK
1948
GODSEY, Bill
1955, 56, 57
GOODWIN, J.W.
1950, 51, 52
GORDON, Phil
1961, 62, 63
GRAHAM, Keith
1979, 80
GRAM, Larry
1953, 57
GRANVILLE, Albert
1976
GRAVEMAN, Gary
1979
GRAVES, Rick
1966, 67
GRAY, Danny
1970
GREGORY, Tommy
1979
GRESHMAN, Jimbo
1977
GRIGGS, Douglas
1949
GRIMMETT, Sheril
1966


GRISHAM, Jim
1968
GRISSOM, Ernie
1966
GRISSOM, Larry
1964, 65, 66, 67
GRISSOM, Steve
1967, 69, 70
GRUBB, Johnny
1980
GRUBBS, Don
1974, 75
GUERRO, Thomas
1936
GURLEY, Richard
1968, 69
HALE, Benny
1970, 71, 72
HALL, David
1961
HAMILTON
1951
HAMILTON, Bill
1968, 69, 70
HAMMOND, Turner
1949, 50
HANCOCK, Dale
1968, 71
HANLIN, Hayes
1936
HARBIN
1953
HARBIN, Doug
1970
HARRISON, Wade
1974
HARWELL, Paul
1982
HAYES, Ken
1979, 80
HAYNES, Aubrey
1973, 76

HEIDORN, Don
1957
HELTON, Larry
1970
HILDRETH, Glenn
1977, 78
HITE, Wilson
1936
HODGES, Jimmy
1951
HOLLADAY, Kyle
1959, 60
HOLT, Tim
1982
HOMYAK, Jim
1980
HOOPER, Danny
1971, 72
HORTON, Gary
1977, 78
HOSKINS, Greg
1965
HOUSE, Bob
1970
HUBBARD, Tony
1979
HUDSON, Tuffy
1958, 59, 60
HUNT, Lucy
1950, 51, 52, 53, 55
JACOBS, Tim
1968, 69, 70
JAMES, Bobby
1952
JARRETT, Bill
1971
JEFFREYS
1971
JENKINS, N.K.
1947, 48
JENKINS, Tony
1968

JOHNS, Jimmy
1950
JOHNSON, Courtney
1983
JOHNSON, James
1952
JOHNSON, Jeff
1974
JOHNSON, John
1974
JOHNSON, Johnny
1950
JOHNSON, Tom
1969
JOHNSTON, Johnny
1947, 48, 49
JOHNSTON, Tommy
1968, 70
JONES, Charles
1948, 49
JONES, Don
1947, 48
JONES, Joe
1947
JONES, Joe
1962
JONES, Verba
1948
JORDAN, Scott
1980
KALLEY, Richard
1961
KARR, Chuck
1980
KEENUM
1947, 49
KELLEY, Randy
1981, 82, 83
KENT, Tim
1979, 80
KETCHUM, Larry
1975, 76
KING, Jack
1950, 51
KING, Jim
1952
KIRK, David
1964, 65, 66
KITCHENS, Sonny
1958
KIZZARI, Harold
1959, 60
KNIGHT, Wade
1970
LAMM, Howard
1976
LANDRUM, Cedric
1982, 83
LANDRUM, Michael
1983
LAZENBY, Danny
1973
LEMMOND, Myer
1963, 64



Larry Grissom



Jerry Davis

BASEBALL LETTERMEN, 1936-1983

LILES, Jimmy
1970
LINDSEY, Ricky
1965, 67, 68, 69
LITTLETON, Don
1956, 57, 58
LOGAN, Steve
1964
LONG, Jerry
1979, 80
LOWERY, Jerome
1976
LOWERY, Tyrone
1976
LUMPKIN, Bill
1957, 58
McBEE, Roy
1957, 58, 59, 60
McCLESKEY, Duren
1949
McCLURE, Bobby
1979
McCORMACK, William
1972
McCRARY, Bob
1968
McCRARY, Dan
1974
McCRARY, Lonnie
1948, 49, 50
McCulley, Carl
1971
McDANIELS, Frank
1967, 68
McDonald, Jack
1949
McGILL, John
1966
McGOUGH, Scotty
1970
McKELVEY, Dwayne
1970, 71
McKENZIE, Bob
1959, 60

McLESKY, Duren
1950
McMEANS
1947
McMINN, Tony
1972
McMURRAY
1947
MANLEY, Benton
1962, 63, 64
MANN, Johnny
1952
MARSHALL, Bill
1962
MARTELLI, Nick
1978
MASON, Gwinn
1949, 51
MATHIS
1957
MATHIS, Dale
1971, 72, 73
MAYS, Larry
1970, 71
MAZE, Ricky
1974, 75
MELICKS, Alan
1970
MELTON, Henry
1953, 54, 55, 56
MESA, Ken
1965, 67, 68
METCALF, Dallas
1983
MILES, Billy
1972, 73, 74, 75
MILLIGAN, Curtis
1970
MILLWOOD, Mark
1979
MILSTEAD
1961
MINOR, Sammy
1951, 52

MITCHELL
1953
MITCHELL, Dewey
1947
MITCHELL, Scott
1980
MOORE, Tim
1978, 79
MORRIS
1955
MORRIS, Tom
1958
MORRISON, Tommy
1958
MORTON, Ronnie
1976, 78
MURLS, Mike
1972
MUSE, Ken
1966
NAVE, Mike
1972
NELSON, Ray
1968
ODEN, Gary
1979
OLIVER, Bill
1965
PACE, Ron
1957, 58, 59, 60
PAGE, Gene
1947
PARKER, Carl
1962
PARVIN, Paul
1972
PATTERSON
1971
PAYNE, James
1957
PEDIGO, Jackie
1971, 72
PENN, Phillip
1980, 81

PERRYMAN, Deryle
1971, 72
PHILLIPS, Billy
1956, 57
PHILLIPS, Keith
1977, 78, 79
PIRCHETT
1948
PLOTT, Gilbert
1936
POINTER, Melvin
1978
POGUE, Frank
1936
PUCKETT, Marty
1973
PUTMAN, Rickey
1982, 83
QUALLS, Scotty
1978, 79
QUILLEN, Joe
1959, 60
RAILEY
1957
RALPH, Roger
1974, 75, 76
RATLIFF, Gene
1948, 50
REDWINE, Jack
1955, 56, 57, 58
REEVES, Edwin
1952
RICE, Jerry
1959, 60, 61, 62, 63
RICHARDS, Dwayne
1966, 67
RICHARDSON, Mark
1980, 81, 82, 83
RICKMAN, Mack
1964, 65
RIDDRICK, Frank
1950
RIESE, Brent
1970
RILEY, Chalmers
1950
ROBERTS, Avery
1949, 50
ROBINSON, Barry
1972
ROMINE, Milton
1936
RUSSELL
1954, 55
RUSSELL, Atch
1950
RUSSO, Don
1959, 60, 61
RUTLEDGE, Gene
1956
SADLER, Nelson
1947
SAMPLE, John
1966



Darryl Cantrell



Jim Carlo

BASEBALL LETTERMEN, 1936-1983

SAVAGE, Jim
1954, 55
SAYON, Raul
1973
SCHELL, Tommy
1957, 58
SCHULTS, Joe
1949
SCOTT, Jimmy
1980
SEALS, Tony
1982, 83
SEARCY, Danny
1964, 65, 66
SEELEY, Robert
1963, 64, 66
SELLARS, Ralph
1954
SEXTON, Melvin
1966
SHABEL, Roger
1970
SHACKELFORD, Tony
1977, 79
SHAFFER, Ken
1952, 53, 54, 55
SHAVER, Fred
1955
SHELLEY, John
1936
SHERRILL, Bill
1947
SHULTS, Joe
1950
SMITH
1948
SMITH, Dee Dee
1980, 81, 83
SMITH, Gary
1974, 76
SMITH, Jimmy
1963
SMITH, John
1953, 54


SMITH, Scott
1981, 82
SMITH, Wendell
1962
SMITH, Winford
1949
SMOOT, Edward
1936
SMOTHERS, Stephen
1971
SOUTHERN, John
1954
SPARKS, Mark
1977, 78, 79
SPRINGER, Donnie
1976
STAGGS, Kenneth
1959, 60
STAGGS, Phil
1970
STANCIL, Ralton
1963
STEADMAN, Stanley
1973, 74
STEELE, Robert
1976
STEPHENSON, Bo
1977, 78
STEVENSON, Allen
1979
STEWART, J.G.
1955, 56, 57
SULLIVAN, Rod
1976
TATE, Bobby
1968, 69, 70
TAYLOR
1947
TAYLOR, Freddy
1964, 65, 66, 67
TAYLOR, Garland
1949
TAYLOR, Wendell
1953, 54, 55

TEAL, Butch
1981, 83
TEAL, Tommy
1959, 60
TEDDER, John
1979
THEISS, Skip
1963, 64, 65
THOMAS, Ross
1964
THOMAS, Wilburn
1954
TICE, Kenneth
1949
TIDWELL, Paul
1947, 48
TOWNSEND, Jim
1972
TROUSDALE, Ronnie
1964, 67, 68, 69, 70
TUCKER, Alton
1966
TUCKER, Tommy
1964, 65
TUCKER, Edward
1936
TURNER, Frankie
1983
UNDERWOOD, Danny
1968
UNDERWOOD, Tony
1979
VAUGHN, Louis
1967, 68, 69, 70
VAUGHN, Mike
1961, 62
VENABLE, James
1950
VILARDO, Ross
1957, 58
WALKER, James
1966
WALLACE, Mitch
1981

WANNS, Mike
1978, 79
WARNER, Charlie
1981
WARREN
1953
WATKINS, Tom
1964, 70
WATTERSON, Butch
1976, 77
WELLS, Bubba
1959, 60
WELLS, George
1962
WELLS, Tommy
1957
WHALEY, Jim
1973
WHITE, Donald
1952, 56
WHITE, Henry
1970
WHITLOCK, Bill
1949, 50
WHITT, Donnie
1962
WHITTEN, Larry
1961, 63, 64
WHITTEN, L.L.
1950, 51
WILKERSON, David
1978, 79
WILLIAMS, Johnny
1976
WILLIAMSON, Dee
1971
WILLIS, Kent
1983
WILSON, Ronnie
1967, 68
WINSLETT, Fred
1963
WORD, Nelson
1956
WRAY, Terry
1975, 76
WRIGHT, Nick
1970
YARBROUGH, David
1952
YOUNG
1947
YOUNG, Luther
1936
YOUNG, Robert
1974
ZIMMERMAN
1948



Ikey Fowler



Benny Hale

UNA ATHLETIC HALL OF FAME

Class of 1990

Doyle "Dabbs" Earnest
Basketball (1959-62)
Baseball (1960-63)

Eddie Flowers
Head Baseball, Basketball and
Tennis Coach,
Athletic Director (1932-69)

Harlon Hill
Football (1950-53)
Basketball (1951)

Hal Self
Head Football Coach (1949-69)
Athletic Director (1969-73)

Class of 1991

Otis Boddie
Basketball (1977-80)

John Bostick
Basketball (1953-56)
Football (1953-55)
Baseball (1953-56)

Max Burleson
Football (1956-58)
Basketball (1956-57)
Baseball (1956-59)

Winfrey "Wimp" Sanderson
Basketball (1957-59)

Class of 1992

Bill Jones
Basketball (1955-57)
Head Basketball Coach (1975-88)
Asst. Athletic Director (1974-77)
Assoc. Athletic Director (1977-87)
Athletic Director (1987-94)

Ricky Lindsey
Football (1966-68)
Baseball (1967-69)
Head Baseball Coach (1973-74)

Jack Redwine
Football (1956-58)
Basketball (1957)
Baseball (1955-58)
Golf (1958-59)

Wendell Taylor
Football (1952-55)
Baseball (1953-55)

Class of 1993

Wanda Beckham
Women's Basketball (1979-80)

Coleman Crawford
Basketball (1974-75)

William "Brub" Hamilton
Football (1952-55)
Asst. Football Coach (1970-71)

Larry "Snuffy" Smith
Basketball (1968-71)

Class of 1994

Don Cornelius
Football (1964-67)

Joe Elmore
Football (1950-53)
Asst. Football Coach (1968-69)

Jud Stockard
Golf (1967-70)
George Weeks
Asst. Football Coach (1949-69)
Head Baseball Coach (1949-71)

Class of 1995

Joe Brewer
Football (1949, 52-54)
Baseball (1950, 53-55)

Sam Hardy
Basketball (1950-53)

Gerald Lavender
Basketball (1977-80)

Roger Ralph
Football (1973-75)
Baseball (1973-75)

Class of 1996

Ed Billingham
Men's Basketball Coach (1949-72)

Bruce Jones
Football (1982-85)

Alton "Monk" Romine
Football (1951-53)
Basketball (1952-55)

Leonard "Rabbit" Thomas
Football (1968-71)

Class of 1997

Billy Don Anderson
Football (1959-61)

Dr. Robert M. Guillot
President (1972-89)

Doug Key
Basketball (1962-65)

Cedric Landrum
Baseball (1982-85)

Class of 1998

Charles Cunningham
Basketball (1972-73)

Don Faint
Basketball (1968-71)

James Knowles
Football (1982-85)

Grady Liles
Sportsman's Club President (1981-)

Class of 1999

Rick Chavez
Baseball (1984-85)

Johnny Long
Athletic Trainer (1971-88)
Asst. Athletic Director (1988-89)

Hal Sisson
Football (1954-56)

Maurice Stafford
Basketball (1983-84)
Asst. W. Basketball Coach
(1996-98)

Class of 2000

LaConger Cohran Shelton
Women's Basketball (1984-85)

Eddie Frost
Basketball (1958-61)
Baseball (1957-58, 60-61)

Tommy Ledbetter
Basketball (1969-71)

Terence Witherspoon
Football (1974-77)

Class of 2001

Brice Bishop
Men's Tennis (1982-85)
Women's Tennis Coach
(1989-90, 98-03)
Men's Tennis Coach (1998-03)

Brenda Mayes Harris
Women's Basketball (1984-85)

Albert Owens
Basketball (1979-82)

James Davis
Football (1988-91)

Class of 2002

William Bowens
Football (1976-79)

Mike Burns
Baseball (1989-90)

Bill Hyde
Football Assistant Coach
(1977-87, 1992-97)
Football Head Coach (1998-2001)

L.L. Whitten
Football (1949-52)
Baseball (1950-51)

Class of 2003

Gary Elliott
Women's Basketball Coach
(1979-82)
Baseball Coach (1979)
Golf Coach (1980-88)
Men's BB Assistant (1983-88)
Men's Basketball Coach
(1989-2003)

Lawson Fletcher
Football (1978-81)

Tracy McCall
Women's Basketball (1988-91)

Don Smith
Football (1979-82)

UNA ATHLETIC HALL OF FAME

Class of 2004

Rodney Brooks
Football (1980-83)

Kristy Hunter Holdbrooks
Volleyball (1989-90)
Softball (1990-93)

Gerald "Tuffy" Hudson
Football (1957-60)

Tyrone Rush
Football (1989, 91-93)

Class of 2005

Wayne Byrd
Women's Basketball Coach
(1983-98)

Carol Franklin Bishop
Cross Country (1985-87)

Jeff Redcross
Football (1990-93)

Steve Thrasher
Basketball (1960-63)

Class of 2006

Jim Czajkowski
Baseball (1985-86)

Kristie Grant
Volleyball (1988-90)
Softball (1989-91)

Cody Gross
Football (1992-95)

Keith Humphrey
Football (1992-95)

Israel Raybon
Football (1992-95)

Jon Thompson
Football (1992-95)

Class of 2007

Sherri Blount
Women's Basketball (1979-82)

Jarius Hayes
Football (1992-95)

Terry Jones
Baseball (1992-93)

Danny Kimble
Football (1970-73)

Ronald McKinnon
Football (1992-95)

Billy Witt
Football (1982-85)

Class of 2008

Greg Bowles
Baseball (1990, 1992)

Kevin Bradford
Men's Tennis (1981-82)
Women's Tennis Coach (1991-92)
Cross Country Coach (1990-91)

Ande Jones
Volleyball (1972-75)
Tennis (1973-76)
Volleyball Coach (1976, 1979-93)
Softball Coach (1983-94)

Steve Martin
Basketball (1986-87, 1989-90)

Gerald Smith
Football (1993-96)

Merle West
Football (1952-54)

Class of 2009

Robert Douthitt
Football (1958-60)

Mariela Fasce
Volleyball (1997-98)

Bennie Jennings
Football (1987-90)

Mike Lane
Baseball Coach (1984-2008)

Sam Lee
Baseball (1997-98)

Don McBrayer
Volleyball Coach (1975)
Men's Tennis Coach (1980)
Facility Coordinator

Class of 2010

Steve Carter
Football (1978-80)
Asst. Football Coach (1981-88, 98-01)

Billy Gamble
Asst. Basketball Coach (1989-2003)
Head Golf Coach (1988-2009)

Kenyatta Jones
Football (1993-94)

Alan Pate
Football (1991)
Baseball (1993-96)

Dr. Roy Stevens
Faculty & Administrator
(1950-90)

Michael Williams
Football (1992-95)

Class of 2011

Michael Edwards
Football (1993-96)

George Lindsey
Football (1950-51)

Rachel Price
Volleyball (1996-99)

Rondal Price
Volleyball (1996-99)

Bobby Wallace
Football Coach (1988-97)

Allen Williams
Basketball (1990-91)

Class of 2012

Stuart Clark
Golf (1996-99)
Head Golf Coach (2010-12)

Michele Logan Hyde
Softball (1986-89)

Steve Kosa
Baseball (1998-99)

James "Buddy" Moore
Football (1951-54)

Louis Newsome
Men's Basketball (1988-89)

Brian Satterfield
Football (1989-90, 92-93)

Class of 2013

Douglas Hargett
Baseball (1999-02)

Jeff Hodges
Men's Tennis (1981-82)
Sports Information Director (1983-A)

Ricky Johnson
Men's Basketball (1989-92)

Nesrin Seckin
Volleyball (2000-01)

Harvey Summerhill
Football (1989-92)

Josh Willingham
Baseball (1998-00)