


# BACK TO THE FUTURE

100 PART

*Lion Style*



**UNIVERSITY OF NORTH ALABAMA**  
**BASKETBALL 1990-91**



## TO THE MEDIA

### CREDENTIALS:

All requests for press, photo and broadcasting credentials for University of North Alabama's home basketball games should be made in advance (not on game day) by contacting the UNA Sports Information Office at (205) 760-4595. Passes will be mailed in advance if time permits, otherwise they will be left at the pass gate at the far right of the main entrance to Flowers Hall. Press parking credentials are also available upon request.

### RADIO BROADCASTS:

Live play-by-play of University of North Alabama basketball games, home and away, will originate over WLAY-FM (105.5). WLAY-FM will serve as the flagship station for a network that includes WZMX (97.7 FM) in Russellville and WJBB (92.7 FM) in Haleyville. Visiting radio stations should contact the UNA Sports Information Office as soon as possible, prior to game day, to arrange broadcast space. A courtesy line is provided for all Gulf South Conference games.

### GAME SERVICES:

Media representatives covering a North Alabama home basketball game will receive game programs, pre-game notes, updated statistics and half-time and final game statistics as well as complete play-by-play of all games. Telephones will be made available following the conclusion of the game in room 305 of Flowers Hall.

**The University of North Alabama Sports Information Office welcomes the members of the media covering UNA basketball during the 1988-89 season. Please call or stop by the UNA Sports Information Office in room 336 of Keller Hall when ever I can be of service to you. Also, feel free to call me at home any time. I look forward to working with you.**

### Jeff Hodges

Sports Information Director  
(205) 760-4595 Office  
(205) 766-7572 Home

## BACK TO THE FUTURE

### (On the Cover)

Set to begin their third season under head coach Gary Elliott, the Lions six returning lettermen from 1989-90 are ready to make a trip they hope will carry them all the way back to the NCAA Tournament. The Lions have made six NCAA appearances in 1977, 1979, 1980, 1981, 1984 and 1988 and hope to make that trip back to the NAAs in 1990-91.

UNA went 20-8 last season and guards Allen Williams, Darryl Hardy and Mark Jent, forwards Fred Stafford and Carl Wilmer and center Ricky Johnson are back to lead the way this season.

On the back, the Lions are off and hoping to return with more hardware like the trophies marking five NCAA regional titles, four trips to the Final Four and the 1979 NCAA Division II National Championship.

(Photos by Hank Houke)

### Credits:

The 1990-91 University of North Alabama basketball media guide was compiled and edited by UNA Sports Information Director Jeff Hodges and student workers Chad Guest, Johnita Johnston and Greg Seitz. The cover artwork is by the UNA Publications Department. Cover photos by Hank Houke. Individual player portraits by Herb Stokes. Other contributing photographers are Mark Casteel, Jim Hannon, Karen Hodges, Matt McKean, Mollie McCutchen, Wade Myhan, Richard Rickart and Alan Youngblood. This brochure was printed by Don Brown Printing in Sheffield, Alabama.

## UNA SPORTS INFORMATION

**(205) 760-4595**

**Jeff Hodges, Home  
(205) 766-7572**

**Flowers Hall  
(205) 760-4396**



## UNA BASKETBALL GUIDE HONORED

The 1989-90 University of North Alabama basketball media guide was honored as "Second in the Nation" in Division B by the College Sports Information Directors of America. Division B includes all NCAA Division II and NAIA Division I schools. It was the fifth straight year the UNA basketball guide had been honored by CoSIDA as being among the best in the nation. The 1985-86 brochure was named "Best in the Nation," the 1986-87 and 1988-89 editions were "Third in the Nation," and the 1987-88 and 1989-90 guides were "Second in the Nation."

**COSIDA Basketball Guide Awards**  
**1985-86 Best in the Nation**  
**1986-87 Third in the Nation**  
**1987-88 Second in the Nation**  
**1988-89 Third in the Nation**  
**1989-90 Second in the Nation**



### NONDISCRIMINATION POLICIES

It is the policy of the University of North Alabama to afford equal opportunities in education and in employment to qualified persons regardless of age, color, handicap, national origin, race, religion, or sex, in accord with applicable parts of the Age Discrimination in Employment Act of 1967, Title VI of the Civil Rights Act of 1964, Title IX of the Educational Amendments of 1972, and Section 504 of the Rehabilitation Act of 1973, as amended. The coordinators for nondiscrimination policies are for students, Dean of Student Affairs, Room 217 Bibb Graves Hall, or telephone (205) 760-4235; for employees, the Director of Human Resources, Room 222, Bibb Graves Hall, or telephone (205) 760-4291.



# Contents and Quick Facts

## GENERAL INFORMATION:

Media Information.....	Inside front cover
Quick Facts.....	1
University Profile.....	2
UNA Board of Trustees and Personnel, President.....	3
UNA Athletic Staff.....	12
Athletic Hostesses.....	13
UNA Mascots.....	15

## THE TEAM AND STAFF:

Head Coach Gary Elliott.....	4
Assistant Coaches.....	5
Flowers Hall Crew.....	13
1989-90 Player Profiles.....	6-11

## FACILITIES:

Flowers Hall Records.....	16
Flowers Hall Game-by-Game.....	17

## 1990-91 PREVIEW:

Lion Facts and Notes.....	18-21
General Outlook.....	22
Quoting Coach Elliott.....	23

## OPPONENTS:

First Federal/Pepsi Tipoff Tournament.....	24
Texas A&I, J.C. Smith, Sacramento State.....	25
Virginia Union, Opponent Notes.....	26
Kutztown, Florida Tech, Athens State.....	27
Belhaven, Shorter College, Murray State.....	28
DeVry, Alabama-Huntsville, Morehouse.....	29
Mississippi College, Tennessee-Martin.....	30
Valdosta State, Troy State.....	31
Livingston University, Delta State.....	32
West Georgia, Jacksonville State.....	33
Series Records vs. 1990-91 Opponents.....	34
UNA Record vs. All Opponents.....	35

## ROSTERS:

Alphabetical and Numerical Rosters.....	36
Radio and TV Chart.....	37

## 1989-90 REVIEW:

General Review.....	38
Game-by-Game Review.....	39-40-41
Game-by-Game Box Scores.....	42-43
1989-90 Statistics.....	44
Results and Team Highs.....	45
Game-by-Game Team Statistics.....	46
Individual Game-by-Game Stats.....	47

## UNA RECORDS:

All-time Lettermen.....	48-49
Team Records.....	50
Individual Records.....	51
Career 1,000 Point Club, Coaches Records.....	52
Season and Game Scoring Leaders.....	53
Season-by-Season Leaders.....	54
Year-by-Year Scores.....	55-56-57
100-Point and Overtime Games.....	58
UNA Honors.....	59-60-61

## THE CONFERENCE:

GSC History and Records.....	62
GSC Honors.....	63

## NCAA RECORDS:

All-Time Division II Championships.....	64
UNA in NCAA & NAIA Tournaments.....	65
UNA's Final Four Teams.....	66
UNA's NCAA Box Scores.....	67-68-69

## SCHEDULE AND GAME INFORMATION:

Composite GSC Schedule.....	70-71
Lion Travel Headquarters.....	72
1990-91 Schedule.....	Inside Back Cover

## QUICK FACTS

Location.....	Florence, Alabama 35632
College Founded.....	1872
Enrollment.....	5,600
President.....	Robert Potts
Conference.....	Gulf South
National Affiliation.....	NCAA Division II
Nickname.....	Lions
Colors.....	Purple and Gold
Field House.....	Flowers Hall
capacity.....	4,000
phone.....	(205) 760-4396
Athletic Director.....	Bill Jones
Head Basketball Coach.....	Gary Elliott
alma mater.....	Alabama, 1970
record at UNA.....	36-19 (2 years)
record as collegiate head coach.....	58-74 (5 years)
record as head coach on all levels.....	191-130 (12 years)
office phone.....	(205) 760-4396
best time to call.....	8-11 a.m., 1-3 p.m.
Assistant Basketball Coach.....	Billy Gamble
alma mater.....	Troy State, 1967
office phone.....	(205) 760-4567
Student Assistant Coach.....	Anthony Reid
Sports Information Director.....	Jeff Hodges
office phone.....	(205) 760-4595
home phone.....	(205) 766-7572
Athletic Trainer.....	Phillip Cross
office phone.....	(205) 760-4563
Athletic Ticket Manager.....	Guy Holcomb
office phone.....	(205) 760-4206
Athletic Department Secretary.....	Pat Gardner
office phone.....	(205) 760-4396
Athletic Department Secretary.....	Lana Roberts
office phone.....	(205) 760-4397
1989-90 Record.....	20-8
Conference Record/Finish.....	10-6/4th
Lettermen Returning.....	6
Lettermen Lost.....	7
Starters Returning.....	3
All-time School Record.....	572-489
GSC Champions.....	1977, 1981, 1984
GSC Tournament Champions.....	1981, 1984, 1988
NCAA Regional Champions.....	1977, 1979, 1980, 1981, 1984
NCAA Final Four.....	1977, 1979, 1980, 1984
NCAA Champions.....	1979

## Other Members of the Athletic Staff

Head Football Coach.....	Bobby Wallace, 760-4397
Assistant Football Coach.....	Randy Campbell, 760-4564
Assistant Football Coach.....	Glenn Davis, 760-4613
Assistant Football Coach.....	Ikey Fowler, 760-4634
Assistant Football Coach.....	Bob Harris, 760-4614
Assistant Football Coach.....	Raymond Monica, 760-4566
Head Baseball Coach.....	Mike Lane, 760-4615
Women's Basketball Coach.....	Wayne Byrd, 760-4616
Women's Volleyball and Softball Coach.....	Ande Jones, 760-4556
Cross Country, Women's Tennis Coach.....	Kevin Bradford, 760-4618
Men's Tennis & Academic Adviser.....	Larry Thompson, 760-4617
Rifle Coach.....	Major Terry Belvin, 760-4455
Golf Coach.....	Billy Gamble, 760-4567
Equipment Manager.....	Lyndel Rhodes, 760-4950



# University of North Alabama

The University of North Alabama, established in 1872 as the first state teachers' college south of the Ohio River, has developed into a regional university providing quality educational opportunities for students from the three-state region of Alabama, Tennessee and Mississippi.

The Gourman Report, which ranks the nation's universities, selected UNA as one of the better schools in Alabama. Of the 26 schools rated in the state, UNA was ranked first behind Alabama's five doctoral degree-granting institutions.

Using the Gourman criteria, UNA, if located in any of the other 53 U.S. territories or states, would rank first in five states, second in 12, third in 13, fourth in 10 and fifth in one. Gourman ranked UNA first among Gulf South Conference schools.

UNA's academic role has expanded through the years. Bachelor's degrees are offered in majors in various areas of arts and sciences, business, education and nursing. Pre-professional preparation for medicine, dentistry, optometry, podiatry, pharmacy, law, agriculture and forestry, engineering, veterinary medicine, medical technology and other allied health professions is offered. Various master's degrees are offered in the education and business fields.

UNA is the first major university to offer a four-year degree program in commercial music. Majors have interned in record industry offices in Nashville, Memphis, New York, Los Angeles, London and nearby Muscle Shoals. UNA is one of 11 schools nationwide offering an undergraduate degree in industrial hygiene. Foreign language, nursing and science students also have opportunities to study abroad.

Various centers have been established at UNA to serve its constituency. Operated by faculty and staff, they give undergraduate and graduate students excellent opportunities for research and public service.

UNA works closely with various southern universities and many local, state and federal agencies on a myriad of projects and activities.

Supporting the faculty are the extensive resources of the Collier Library system, a federal records depository. It is computerized and tied into various library loan and research networks.

UNA students excel in academics, student activities and athletics. Often they are recognized nationally for their achievements in specific areas.

UNA's alumni are equally successful. Among them are a Pulitzer Prize winner for literature, two Alabama governors, a Texas governor, numerous U.S. Congressmen, thousands of educators, and a special assistant to the President of the United States on economic affairs.

Other alumni include a Chase Manhattan Bank vice-president, the author (first cousin of Mark Twain) of a Civil War nov-



el and the first Western novel, a Hollywood movie executive, network television actors and actresses, a National Football League Rookie of the Year and the first Jim Thorpe winner (for most valuable player), numerous doctors and lawyers and an Alabama Public Service Commission president.

Also included in the list are hit songwriters and record producers, an internationally-renowned sculptor, a nationally-recognized portrait artist, more than 30 professional football and baseball players, numerous ministers and many businessmen and industrialists.

## UNA HISTORY

Since the University of North Alabama began its modern day intercollegiate athletic program in 1949, the school has gone by four different names - Florence State Teachers College, Florence State College, Florence State University and the University of North Alabama.

But UNA traces its origins much further back, all the way to 1830 when LaGrange College became the first college chartered in Alabama.

In 1872, the school was established as a state normal school, the first of its kind in the south. Two years later it became one of the first coeducational colleges in the nation.

In 1929, the institution became a state teachers college with a four-year curriculum in elementary education and was named Florence State Teachers College.

In 1957, the name changed to Florence State College and in 1967 the school was removed from the jurisdiction of the state Board of Trustees. One of their first acts was to recommend that the college be

given university status and in 1968 the name was changed to Florence State University.

In 1974, another significant change occurred when FSU became the University of North Alabama, reflecting the institution's continued growth as a regional institution.

And as the university has developed, so has the school's basketball program, which traces its origins back to the 1930s.

Although the school's modern basketball era began in 1949, with the hiring of Ed Billingham as head basketball coach and H.A. "Eddie" Flowers as athletic director, UNA actually played its first basketball game on January 22, 1932, with Flowers as head coach.

As the school's only physical education instructor, Flowers organized a basketball team and his squad played its initial game against the Collinwood (Tenn.) Independents and posted a 26-20 win for the school's first basketball victory.

The Lions also played their first intercollegiate opponents that year when Florence tangled with David Lipscomb and Jacksonville State Teachers College.

Flowers coached Lion basketball squads for 11 years, with his 1934-35 team's 10-5 record standing as his best single-season mark.

During those years, Flowers was also instrumental in starting the Mississippi Valley and Alabama Collegiate conferences, which the Lions competed in during the 1940s, 50s and 60s.

Flowers Hall, which serves as the Lions' home basketball facility today, is named for Eddie Flowers.

Flowers still lives only a block from the UNA campus.



# UNA Board of Trustees



Billy Don Anderson  
Sheffield



John T. Bulls, Jr.  
Florence



Bill Coussons  
Florence



Gene Green  
Muscle Shoals



Phil Logan  
Haleyville



Charlie Maner  
Huntsville



E.A. Nelson, Jr.  
Florence



Mary Ella Potts  
Birmingham



Gene Sanderson  
Hamilton



Paul Foster  
SGA President

## UNIVERSITY PRESIDENT ROBERT L. POTTS

On August 13, the University of North Alabama Board of Trustees elected Robert L. Potts as the school's 11th president in a special meeting attended by Gov. Guy Hunt.

Potts served as interim president from January 1 until the board meeting when he was chosen to fill the position left vacant by the retirement of Robert M. Guillot in late 1989.

Following a secret ballot, the board made a public vocal vote of unanimous support for Potts.

After his appointment, Potts noted there are five areas that will require his immediate attention: reorganizing the administration (largely due to impending retirements and temporarily-filled positions); maintaining good relationships on behalf of UNA with the governor's office, the legislature and the Alabama Commission on Higher Education; building partnerships with area community colleges; developing an aggressive marketing and recruiting program; and enhancing the new development effort to build the endowment of UNA.

Potts said, "We have a wealth of talent on this campus. I want to assemble a team that is flexible and responsive to meet the challenges of the 90's."

Potts, a Harvard Law School graduate, served as general counsel of the University of Alabama system from 1984 until



**Robert L. Potts**

1989. From 1973 to 1983, he served as the attorney for UNA.

Potts, 45, graduated from Coffee High School in Florence, attended Newbold College in England and received a B.A. degree cum laude from Southern Missionary College in Collegedale, Tenn.

He received a Juris Doctor (J.D.) degree from the University of Alabama School of Law in 1969. There he graduated third in his class and served as Alabama Editor of The Alabama Law Review.

Following a judicial clerkship, he received a Master of Laws (LL.M.) degree from Harvard University in 1971.

He has taught at Boston University Law School, the University of Alabama and UNA.

Prior to joining the University of Alabama system, he was a partner in the law firm of Potts & Young in Florence.

The Huntsville, Ala., native has served on the board of trustees of Alabama State University in Montgomery and Oakwood College in Huntsville.

Presently, Potts is president of The Alabama Higher Education Loan Corporation and a member of the Board of Managers of the National Conference of Bar Examiners. He has served as chairman of the Alabama Board of Bar Examiners.

Potts and his wife Irene are the parents of two children.



# Head Coach Gary Elliott

Entering his ninth season in the University of North Alabama basketball program as his third as the Lions' head coach, Gary Elliott hopes to maintain the level of success and intensity UNA enjoyed in 1989-90 when it rolled to a 20-8 record.

That type of success is not new to the Lions program, marking the sixth 20-win season at the school to go with six NCAA tournament appearances, but it was the first in five years and indicates that the intensity has been turned up a notch by Elliott and his staff.

Elliott, 44, replaced former head coach Bill Jones, who stepped aside from coaching after 14 years at the school to become UNA's athletic director following the 1988-89 season.

The official naming of Elliott to head the UNA program was made on March 8, just prior to UNA's appearance in the NCAA Division II South Regional Tournament in Lakeland, Fla.

Elliott responded by taking the Lions to a 16-11 mark in his first season, then went 20-8 last season.

Highlights of the 1989-90 season included the championship of the First Federal/Pepsi Tipoff Tournament, a 14-2 record in Flowers Hall, scoring over the century mark seven times and setting school records for rebounds in a game and points scored at home.

Elliott, a native of Savannah, Ga., helped guide UNA to a 109-67 record over six years as an assistant. Included in those totals are a Gulf South Conference championship in 1984, GSC Tournament titles in 1984 and 1988 and NCAA tournament appearances in 1984 and 1988.

His 18 years in basketball coaching includes a 191-130 record as a head coach and he is only the fourth head basketball coach in UNA's modern history, following Ed Billingham, Bill E. Jones and Bill L. Jones.

Elliott was a standout at the University of Alabama during his playing career and later coached at Okeechobee (Fla.) High School, Sumter Academy High School and Livingston University before coming to UNA.

He spent his first four years at North Alabama building the women's basketball program into one of the most respected and successful in the state and was an obvious choice for the men's assistant coaching position when the spot became available.

In his four seasons at the helm of the Lady Lions basketball program, Elliott led UNA to a 75-42 overall record that included two AAIAW Northern Division championships and an Alabama State Championship in 1979. He also coached UNA's first women's All-American, forward Wanda Beckham of Clifton, Tenn.

During his collegiate career at the University of Alabama, Elliott played for both Hayden Riley, former Gulf South Conference Commissioner, and C.M.



Newton, now head basketball coach at Vanderbilt University. A three-year letterman, Elliott was an All-Southeastern Conference selection his senior year.

He averaged 15.9 points per game during his three years with the Crimson Tide and shot a career 80.8 percent from the free-throw line.

His coaching career began at Okeechobee High School in Okeechobee, Fla., where he served one year. He then served as head coach at Livingston for three seasons.

As an assistant at UNA, Elliott helped UNA go from a 14-15 season in 1982-83, to the best record in school history in 1983-84 at 27-7. That was followed by marks of 15-12, 18-9, 18-10 and 17-14.

Elliott, who has also served as UNA's baseball coach and golf coach during

different times in his coaching career, has a B.S. degree in education (1970) from Alabama; a M.A. degree in education (1972); and completed requirements for an AA certificate from the Capstone in 1977.

He and his wife Joyce have one son, Sean, 16, and one daughter, Lindsay, 13.

## Elliott Biography:

**Birthdate:** July 29, 1946

**Hometown:** Savannah, Georgia

**Wife:** Joyce

**Children:** Sean, age 15; Lindsay, age 12

**Education:** B.S. in education, University of Alabama (1970); M.A. in education, University of Alabama (1972); completed requirements for AA certificate.



## COACHING EXPERIENCE:

Year	Record	School
1969-70	16-4	Assistant, Univ. of Alabama freshmen
1972-73	20-5	Head Coach, Okeechobee (Fla) High School
1973-74	10-16	Head Coach, Livingston University
1974-75	5-20	Head Coach, Livingston University
1975-76	7-19	Head Coach, Livingston University
1976-77	21-3	Head Coach, Sumter Academy High School
1977-78	17-6	Head Coach, Sumter Academy High School
1978-79	15-9	Head Coach, Univ. of North Alabama women
1979-80	22-10	Head Coach, Univ. of North Alabama women
1980-81	22-11	Head Coach, Univ. of North Alabama women
1981-82	16-12	Head Coach, Univ. of North Alabama women
1982-83	14-15	Assistant, Univ. of North Alabama
1983-84	27-7	Assistant, Univ. of North Alabama
1984-85	15-12	Assistant, Univ. of North Alabama
1985-86	18-9	Assistant, Univ. of North Alabama
1986-87	18-10	Assistant, Univ. of North Alabama
1987-88	17-14	Assistant, Univ. of North Alabama
1988-89	16-11	Head Coach, Univ. of North Alabama
1989-90	20-8	Head Coach, Univ. of North Alabama

## PLAYING EXPERIENCE:

### University of Alabama

Year	G	FG-FGA	PCT	FT-FTA	PCT	PTS	AVG
1967	26	145-294	49.3	53-69	76.3	343	13.2
1968	26	174-398	43.7	78-98	79.6	426	16.3
1969	24	179-464	38.6	83-98	84.7	441	18.4
Total	76	498-1156	43.1	214-265	80.8	1210	15.9



# Assistant Coaches



**ELLIOTT AT UNA  
VS. ALL OPPONENTS**

School	All	H	A	N
Ala-Huntsville	4-0	2-0	2-0	0-0
Angelo State	1-0	1-0	0-0	0-0
Athens State	2-2	1-1	1-1	0-0
Aub.-Montgomery	2-1	1-0	1-1	0-0
Delta State	3-1	1-1	2-0	0-0
Earl Paulk	1-0	1-0	0-0	0-0
Faulkner	1-0	1-0	0-0	0-0
Henderson State	2-0	1-0	1-0	0-0
Jacksonville State	1-3	1-1	0-2	0-0
Lane College	1-0	1-0	0-0	0-0
Livingston	3-1	2-0	1-1	0-0
Miss. College	2-2	2-0	0-2	0-0
Mobile College	1-0	0-0	0-0	1-0
North Georgia	1-0	1-0	0-0	0-0
N.E. Missouri	1-0	1-0	0-0	0-0
Shorter College	1-0	1-0	0-0	0-0
Stillman	1-0	1-0	0-0	0-0
Tennessee-Martin	3-1	2-0	1-1	0-0
Texas Tech	0-1	0-0	0-1	0-0
Troy State	2-2	1-1	1-1	0-0
Valdosta State	2-2	2-0	0-2	0-0
West Georgia	1-3	1-1	0-2	0-0



**Billy Gamble  
Assistant Coach**

Billy Gamble is in his third year as an assistant basketball coach at North Alabama and in his 11th in the Gulf South Conference.

Gamble served as an assistant to Roger Kaiser at West Georgia for eight seasons prior to coming to UNA.

On April 14, 1988 UNA head coach Gary Elliott named Gamble to the job he held for six years before being selected as the Lions' head coach following the 1987-88 season.

Gamble also assumed the duties as UNA's golf coach and led the team to a combined 62-36 fall and spring record in 1989-90.

A native of Dothan, Ala., Gamble helped West Georgia compile a 162-67 record during his tenure with the Braves, including two Gulf South Conference championships and five NCAA regional appearances.

Gamble graduated from Chipola (Fla.) Junior College. He then attended Troy State University, where he played baseball and earned a physical education degree in 1967.

Following a brief professional career as a pitcher in the St. Louis Cardinals organization, Gamble went to work as a coach at Malone (Fla.) High School and George High School in Atlanta, before settling at Sprayberry High School near Atlanta.

For nine and a half years before going to West Georgia, Gamble served as athletic director and head basketball coach at Sprayberry, where he produced several outstanding teams and players, including Chuck Nevitt of the Detroit Pistons.

While at West Georgia, Gamble also led the Braves golf team.

The 45-year-old Gamble is married to the former June Passan on New Britain, Conn.



**Anthony Reid  
Student Assistant Coach**

In his second season as a student assistant coach with the Lions, Reid was a three-year letterman at UNA from 1986-88.

A product of Muscle Shoals High School, Reid originally signed with the University of Tampa where he played as a freshman as the Spartans advanced to the NCAA Division II South Regional hosted by UNA.

He transferred to UNA in 1985 and scored 777 points over the next three seasons for a 9.4 average per game. He also pulled 277 rebounds and passed out 60 assists.

During his senior season, in which he helped lead UNA to a Gulf South Conference Tournament championship and a berth in the Division II South Regional, Reid shot almost 50 percent from three-point range, knocking in 77 of 155 attempts for a 49.7 percentage.

He averaged 11.7 points and 4.0 rebounds as a senior while starting 23 games.

Reid scored in double-figures 41 times during his career with the Lions, including 18 times as a junior and 18 as a senior. He scored his career-high 23 points against Southern Indiana in 1987-88.

Reid was an All-State selection at Muscle Shoals High School where he averaged 23.8 points and nine rebounds per game as a senior as the Trojans went 21-6.

In addition to numerous county and area honors, he was also an Honorable Mention McDonald's All-America selection.

Born on November 4, 1964, Reid received his B.S. degree in Physical Education from UNA.



# Meet The UNA Lions

## DARRYL HARDY

**5-10, 170, JR, Guard, Tuscaloosa, Ala.**

**UNA:** Has earned two letters for the Lions in 1987-88 and 1989-90. Scored 122 points, passed out 109 assists and made 26 steals. One of the top defensive players in the Gulf South Conference. **1989-90:** Played in 27 games last season, missing only the Earl Paulk contest. Played primarily a back-up role to Tony Clanton but got 393 minutes of playing time or almost 15 minutes per game. Scored 65 points for a 2.4 average per game and averaged 1.8 rebounds. His 64 assists ranked third on the team. **1988-89:** A redshirt in 1988-89 with UNA. **1987-88:** Started eight games for the Lions as a freshman during the 1987-88 season, averaging 2.1 points and 1.2 rebounds. Finished third on the team with 45 assists. High game was 11 points against Arkansas-Monticello. Had six rebounds against Miles College and Troy State at home. **HIGH SCHOOL:** Played under coach Bobby Jones at Tuscaloosa County High School. Averaged 16.2 points and 8.3 assists per game in 1986-87 as Wildcats moved to semifinals of state tournament with a 21-11 record. Named to the area All-Tournament team and was MVP of the area tournament. Chosen team captain and was a second-team All-State pick. Lettered three years in basketball. Played at Tuscaloosa County with UNA teammate James Spencer. **PERSONAL:** Full name is Darryl Hardy. Born on December 13, 1967. He is the son of Doris Hardy and he has four brothers and two sisters. **Majoring in**  
**Career High Scoring Game:** 11, Arkansas-Monticello (12-5-87)  
**Career High Rebounding Game:** 6, Miles (12-8-87), Troy St (3-5-88)  
**Career Double-Figure Scoring:** 1 (1-1988, 0-1990)  
**Career Double-Figure Rebounding:** None



## MARK JENT

**6-4, 180, SR, Guard, Summertown, Tenn.**

**UNA:** A three-year letterman for the Lions. **1989-90:** Played in 21 games last season and started at Texas Tech. Averaged 2.0 points and 1.2 rebounds per game. Shot 92.9 percent from the free throw line, hitting 13 of 14 shots. Shot just 28.9 percent from the free throw line (13 of 45). High scoring games were six points against Lane and six against Mississippi College. Had seven rebounds against Alabama-Huntsville. Had seven steals and 15 assists for the year. Averaged almost nine minutes of playing time per game. **1988-89:** Played in 25 games as a sophomore. Averaged 1.9 points and 0.8 rebounds per game. Shot 80 percent from the free-throw line, hitting 12-of-15. High scoring game at Alabama-Huntsville with 11 points. Top rebounding games against Athens State, Alabama-Huntsville, and West Georgia with three. **1987-88:** Played in 15 games as a freshman for UNA, averaging 1.0 points and 0.7 rebounds per game. His top scoring game was four points against Athens State and his top rebound game was three against Southern Indiana. **1986-87:** A red-shirt in 1986-87. **HIGH SCHOOL:** Helped lead the Summertown Eagles to the 1982-83 Sub-State championship, the 1983-84 Region championship, and the 1984-85 and 1985-86 District championships. Played under Coach Gene McBee as a forward. Was chosen All-Lawrence County in 1983, All-District in 1983, 84 and 85, All-Region in 1983, All-Mid-State in 1984 and first-team All-State in 1984. Also lettered in tennis. Was a member of the Beta Club and graduated in the Top 10 percent of his senior class. **PERSONAL:** Full name is Mark Edward Jent. Born on July 3, 1968. Son of Mr. and Mrs. Bennett Jent. His father played basketball at Middle Tennessee State and played semi-pro basketball in Atlanta. **Majoring in** Biology.  
**Career High Scoring Game:** 11, at Ala.-Huntsville (2-9-89)  
**Career High Rebounding Game:** 7, Ala.-Huntsville (2-8-90)  
**Career Double-Figure Scoring:** 1 (1-1989)  
**Career Double-Figure Rebounding:** None



### Darryl Hardy's Stats at UNA

Year	G-S	FG-Att	Pct	3-Pt	FT-Att	Pct	TP	Avg	REB	Avg
1988	27-8	19-50	38.0	0-4	19-31	61.3	57	2.1	31	1.2
1990	27-0	24-50	48.0	0-1	17-29	58.6	65	2.4	48	1.8
TtIs	54-8	43-100	43.0	0-5	36-60	60.0	122	2.3	79	1.5

Career: Blocks-0, Steals-26, Turnovers-83, Assists-109

### Mark Jent's Stats at UNA

Year	G-S	FG-Att	Pct	3-Pt	FT-Att	Pct	TP	Avg	REB	Avg
1988	15-0	5-20	25.0	0-4	5-8	62.5	15	1.0	11	0.7
1989	25-0	14-44	31.8	8-23	12-15	80.0	48	1.9	20	0.8
1990	21-1	13-45	28.9	3-14	13-14	92.9	42	2.0	25	1.2
TtIs	61-1	32-109	29.4	11-41	30-37	81.1	105	1.7	56	0.9

Career: Blocks-0, Steals-14, Turnovers-36, Assists-28



# Meet The UNA Lions

## RICKY JOHNSON

**6-7, 200, JR, Forward-Center, Florence, Ala.**

**UNA:** Has scored 531 points in two seasons and averaged 10.4 points per game. Has also pulled 280 rebounds for 5.5 average per game and has added 13 blocked shots and shot 55.7 percent from the floor (221-of-397). **1989-90:** One of three players on the squad (Tony Clanton & Steve Martin) who started all 28 games last season. Closed the year as the third leading scorer on the squad with 373 points and a 13.3 average per game. One of three players (Steve Martin, Allen Williams) to average in double-figures. Was second on the team in rebounds with 207, just 10 behind Martin's team leading total. Averaged 7.4 rebounds per game. Scored in double-figures in 21 of 28 games and had double-figure rebounds six times. Team's leading scorer in five games and top rebounder in nine. Had top games of the year on the road with 30 points at Mississippi College and 29 at West Georgia. Added 16 points and 16 rebounds at Livingston and 16 points and 15 rebounds at Delta State in a road sweep. Excellent all-around player, hitting 70.2 percent from the free throw line, 55.3 percent from the floor, had 27 assists and 23 steals. Was fifth in the Gulf South Conference in field goal percentage. **1988-89:** Came on strong near the end of the 1988-89 season to become a key figure in the Lions' attack. Started once and played in 23 games as a freshman. Averaged 6.9 points and 3.2 rebounds per game. Scored in double figures eight times, including four of the last five games. Top rebounding and scoring game was against Alabama-Huntsville on the road with 25 points and 12 rebounds. Also had 24 points and 11 rebounds at Troy State. Hit 8-of-10 shots from the floor in season finale against Tennessee-Martin, scoring 16 points. Did not play in four games and played less than 6:30 in 11 others. A redshirt during the 1987-88 season with the Lions.

**HIGH SCHOOL:** Played under Lamar Goodwin at Coffee High School. Averaged 14.4 points, nine rebounds and three blocked shots per game in helping lead the Yellow Jackets to a 25-6 record in 1986-87. Averaged more than 20 points in Coffee's last 10 games of the season. Team's Most Valuable Player, leading scorer and rebounder as a senior. Nominated for McDonald's High School All-America team. Named to TimesDaily Christmas Classic All-Tournament team. Also made the All-State Tournament team in 1986. Lettered in track at Coffee. **PERSONAL:** Full name is Richard Renard Johnson. Born on August 2, 1969, he is the son of Frances Johnson and has three brothers. Majoring in.

**Career High Point Game:** 30, at Miss. College (2-19-90)

**Career High Rebound Game:** 16, at Livingston (1-13-90)

**Career Double-Figure Scoring Games:** 29, (8-1989, 21-1990)

**Career Double-Figure Rebounding Games:** 8, (2-1989, 6-1990)



### Ricky Johnson's Stats at UNA

Year	G-S	FG-Att	Pct	3-Pt	FT-Att	Pct	TP	Avg	REB	Avg
1989	23-1	64-113	56.6	0-0	30-52	57.7	158	6.9	73	3.2
1990	28-28	157-284	55.3	0-0	59-84	70.2	373	13.3	207	7.4
TlIs	51-29	221-397	55.7	0-0	89-136	65.4	531	10.4	280	5.5

Career: Blocks-13, Steals-26, Turnovers-49, Assists-29

## FRED STAFFORD

**6-2, 189, SR, Guard-Forward  
Rienzi, Mississippi**

**UNA:** A one-year letterman for UNA. **1989-90:** Averaged 7.2 points and 3.2 rebounds per game for the Lions last season. Started 15 games and played in all 28 Lion contests. Shot 30.5 percent from three-point range, hitting 18 of 59 shots. Was 78 of 181 from the floor overall for 43.1 percent. Shot 60.9 percent from the free throw line. Blocked seven shots and added 26 steals, 39 turnovers and 56 assists. Fouled out of only one game. Was fifth on the squad in total minutes played. Scored in double-figures eight times with a season-high 16 points at home against Delta State. Scored 15 at West Georgia and at Delta State. Pulled nine rebounds in a home win over Valdosta State. Started the last 15 games in succession. Best game of the year was at Delta State where he hit a pair of three-point shots in the final 26 seconds to force overtime. He then hit the clinching free throws in the extra-period to give UNA an 85-81 overtime win. **JUNIOR COLLEGE:** Signed with UNA out of Northeast Mississippi Junior College where he played for Coach Harvey Childers. Team captured the North Division Championship in 1988. Were also Regional Champs and National Runner-Up in 1989. He was chosen the Best Defensive player in 1988. Selected team's Best Defensive player and team captain in 1989. Chosen to the Mississippi All-State and All-Star teams in 1989. Averaged 15.1 points three rebounds, and 5.3 assists per game as a sophomore. **HIGH SCHOOL:** Played for Biggersville High School under Coach Mike Lewis. Team won the Alcorn County and Division Championships and advanced to the State Playoffs in his senior season. Fred was named to the All Alcorn County team in 1986. Selected to the All North Half and Daily Journal teams in 1987. Chosen Alcorn County MVP in 1987. Also selected to the All-State Track team in the high jump and triple jump. **PERSONAL:** Full name is Fredric Earl Stafford. Born on November 9, 1969. He is the son of Lee and Vera Stafford and has three brothers and six sisters. Sister Phyllis played for Ole Miss and brother Maurice was an All-GSC basketball player at UNA. He was an All-GSC selection during the 1982-83 and 1983-84 seasons. He was also the GSC Player-Of-The-Year during 1983-84 season, leading UNA to the Division II Final Four and leading Division II in field goal percentage shooting at 75.0. Majoring in Physical Education.

**Career High Scoring Game:** 16, Delta State (2-12-90)

**Career High Rebounding Game:** 9, Valdosta State (2-24-90)

**Career Double-Figure Scoring:** 8-1990

**Career Double-Figure Rebounding:** None



### Fred Stafford's Stats at UNA

Year	G-S	FG-Att	Pct	3-Pt	FT-Att	Pct	TP	Avg	REB	Avg
1990	28-15	78-181	43.1	18-59	28-46	60.9	202	7.2	89	3.2
TlIs	28-15	78-181	43.1	18-59	28-46	60.9	202	7.2	89	3.2

Career: Blocks-7, Steals-26, Turnovers-39, Assists-56



# Meet The UNA Lions

## ALLEN WILLIAMS

**6-2, 175, SR, Guard, Clearwater, Fla.**

**UNA:** A starter at guard for the Lions last season. Has All-Gulf South Conference potential. **1989-90:** Named Most Valuable Player in the First Federal/Pepsi Tipoff Tournament. Scored 37 points, had two rebounds and six assists while making 15 of 22 shots from the floor in UNA wins over Northeast Missouri State and Angelo State. Was 5 of 6 on three-point attempts. Named Gulf South Conference Player of the Week for Jan. 30 for road performances at Valdosta State and Troy State. Had 33 points and four rebounds at Valdosta State in a 102-101 overtime loss, and followed with 20 points and three rebounds in an 89-84 win at Troy State. He hit 19 of 33 shots (57.6 pct) from the floor in the two games and was 12 of 20 on three-pointers. That performance followed an 0 for 13 shooting night against Mississippi College. Started 26 of the Lions' 28 games and played in all 28. Was second on the team in scoring with 407 points and averaged 14.5 points per game. Added 2.8 rebounds per game and was second in assists with 117, just three behind Tony Clanton. Averaged 4.2 assists per game. Made 58 of 158 three point baskets for 36.7 percent. Shot 41.7 percent from the floor and had a 70.4 mark from the free throw line. Led team with 884 minutes of playing time or an average of 32 minutes per game. Scored in double-figures 24 times with a high of 33 at Valdosta State. Scored 20 or more points five times. The only four games where he did not score 10 or more points were - at Texas Tech (6) and home games with Jacksonville State (9), Mississippi College (2) and Valdosta State (8). High rebound game was seven at Livingston. The leading scorer for the Lions in five games. He tied a school record by making eight three-point baskets against Valdosta State, going 8 for 13. Buck Williams had gone 8 for 13 at home against Troy State on Feb. 16, 1987. **JUNIOR COLLEGE:** Played at St. Petersburg Junior College in St. Petersburg, Florida for Coach Jack Coit. Was chosen All-State and All-Conference during the 1988 and 1989 seasons. Averaged 23.8 points and 6.9 assists per game last season. Shot 59.6 percent from three-point range. St. Petersburg finished with a 23-6 record

in 1989. **HIGH SCHOOL:** Played at Clearwater High School for Coach Rudy Coffin. While playing point guard, led the Tornados to the District Championship during the 1986 season. Was named to the All-County team in 1985. Chosen All-County and All-Conference

in 1986. Also selected to the All-County football team as a quarterback. **PERSONAL:** Full name is Allen Williams. Born on January 16, 1968. Son of Vonceil Lee and has three brothers and five sisters. Majoring in Physical Education.

**Career High Scoring Game:** 33, at Valdosta State (1-27-90)

**Career High Rebounding Game:** 7, at Livingston (1-13-90)

**Career Double-Figure Scoring:** 23

**Career Double-Figure Rebounding:** None



Allen Williams' Stats at UNA

Year	G-S	FG-Att	Pct	3-Pt	FT-Att	Pct	TP	Avg	REB	Avg
1990	28-26	144-345	41.7	58-158	62-88	70.4	407	14.5	78	2.8
TtIs	28-26	144-345	41.7	58-158	62-88	70.4	407	14.5	78	2.8

Career: Blocks-7, Steals-61, Turnovers-87, Assists-117

## CARL WILMER

**6-5, 215, SR, Forward-Center  
Marksville, Louisiana**

**UNA:** Played in 11 games for the Lions last season. **1989-90:** Averaged 10.5 points and 4.4 rebounds per game last season. Shot 52.6 percent from the floor and 68.1 percent from the free throw line. Blocked five shots in just 11 games and scored in double-figures in five games. Tossed in 29 points in home loss to Athens State. Was team's leading scorer in that game and the leading rebounder at Henderson State with 10. **JUNIOR COLLEGE:** Played at Holmes Junior College in Goodman, Mississippi. He averaged 15.6 points and 9.8 rebounds per game in 1988-89 while helping Holmes to a 21-7 record. Most Valuable Player for North squad in the Mississippi Junior College All-Star Game. **HIGH SCHOOL:** Played at Marksville High School for Coach Gene Alford. Team won the District Championship twice and advanced to the State Playoffs during three seasons. He was chosen All-District for three seasons. Selected District MVP during one season and was chosen first-team All-State for two seasons. **PERSONAL:** Full name is Carl Wayne Wilmer. Born on September 16, 1968. He is the son of Ruth Wilmer and has two brothers and two sisters. Majoring in Criminal Justice.

**Career High Scoring Game:** 29, Athens State (12-16-89)

**Career High Rebounding Game:** 10, at Henderson State (11-20-89)

**Career Double-Figure Scoring:** 5-1990

**Career Double-Figure Rebounding:** 1-1990



Carl Wilmer's Stats at UNA

Year	G-S	FG-Att	Pct	3-Pt	FT-Att	Pct	TP	Avg	REB	Avg
1990	11-0	41-78	52.6	2-9	32-47	68.1	116	10.5	49	4.4
TtIs	11-0	41-78	52.6	2-9	32-47	68.1	116	10.5	49	4.4

Career: Blocks-5, Steals-8, Turnovers-12, Assists-7



# Meet The UNA Lions

## ELLIOTT BEAL

**6-3, 190, JR, Guard-Forward  
Beech Island, South Carolina**

**UNA:** Signed with UNA out of Emmanuel Junior College. Was red-shirted last season with the Lions. Has tremendous leaping ability and a good shooting touch inside. He needs to improve his ballhandling skills. A good rebounder because of his excellent timing. Should be able to get his hand on a lot of shots defensively from inside with his timing. **JUNIOR COLLEGE:** Played at Emmanuel Junior College in Franklin Springs, Georgia under Coach Jim Ganey. Team won the Region 17 Championship in 1989. He was chosen Team MVP during both seasons at Emmanuel. Selected All-Conference in 1988 and 1989, All-Tournament Region 17, and All-Tournament in the National Tournament in 1989. Named to the Georgia Team of the Year in 1989. He averaged 16 points and 8.7 rebounds per game in 1989. Also shot 51.5 percent from the field and 71 percent from the free throw line last season while his team posted a 24-11 record. **HIGH SCHOOL:** Played at Silver Bluff High School for Coach Rick Knight. Team won the Conference Championship in 1987. He was chosen All-Conference as a sophomore, junior, and senior. During his junior and senior seasons, he was selected All-State, All-County, Conference MVP, and Team MVP. **PERSONAL:** Full name is Elliott Beal. Born on June 6, 1968. He is the son of Rosa Beal and has one brother and two sisters. Majoring in Physical Education and Social Work.



## SCOTT COOPER

**6-4, 168, FR, Guard  
Memphis, Tennessee**

**UNA:** An intelligent player with excellent range. Has great jumping ability and quickness and is an adequate ballhandler. Needs to work on his left-hand shooting and needs collegiate experience. Needs to improve strength. **HIGH SCHOOL:** Played Guard at Evangelical Christian School in Memphis. He averaged 20.0 points and 6.1 rebounds per game last season. In 28 games he shot 51.9 percent from the floor (210-of-405) and 68.0 percent from the free throw line. In addition to his 560 points and 172 rebounds, he had 59 steals and 80 assists. ECS finished the season with a 23-5 record. The Eagles were district runner-up and made it to the region quarterfinals. Cooper received honorable mention All-District honors his junior year. As a senior he was All-District, All-District Tournament, All-Region, All-Region Tournament, Best of Preps AA, All-State honorable mention, Team MVP, and school Athlete of the Year. He was a regional and state champion in track. He was undefeated in the high jump his junior season until the state meet and was regional champion and fifth in the state. As a senior he was undefeated, won the region championship and won the state title with a record jump of 6'6". He also placed fifth in the state in the 800-meter relay. He was elected Student Government President and Top Male Senior. Had an outstanding academic record in high school and scored a 29 on his ACT. **PERSONAL:** Full name is Scott Brian Cooper. Born on March 15, 1972. Son of Robert and Shirley Cooper and has two brothers. He enjoys jogging, golf and swimming. Majoring in Business at UNA.



## TONY DORSEY

**6-7, 200, JR, Forward-Center  
Atlanta, Georgia**

**UNA:** A good rebounder who led the Georgia junior colleges in rebounding. A very good athlete with great jumping ability. Has good range and speed for his size but needs added strength. **JUNIOR COLLEGE:** Played at Middle Georgia under coach Ben Rogers. The Warriors were Santa Fe Tournament Champions and George Wallace Tournament Champions. Dorsey was selected for the junior college All-Region 17 and All-Region Tournament teams and was chosen Most Valuable Player of both the Jefferson State and George Wallace Tournaments and was an All-Tournament selection for the Santa Fe Tournament. He was selected junior college player of the month for February '90. **HIGH SCHOOL:** Played for Russell High School as point guard under coach Mark Carrol. Team was Henry County Christmas Tournament Champions in '87 and '88 and regional runner-up '88. Dorsey was All-Fulton County in 1988, All-Henry County Tournament Team '88, All Southside Sun Team '88 and Player of the Week February 2, 1988. An honorable mention All-State selection and team's Most Valuable Player. **PERSONAL:** Full name is Anthony Jerald Dorsey. Nicknamed "T". Born on July 15, 1970. He is the son of Beatrice Dorsey and has four younger brothers. His cousin Jackie Dorsey played Pro Basketball. Hobbies include swimming, tennis and football. Majoring in Physical Education at UNA.





# Meet The UNA Lions

## PATRICK FAIRLEY

6-6, 185, JR, Forward  
Waco, Texas

**UNA:** Not a flashy player but is well-rounded player who does everything well. Needs to ad strength. Played at same junior college as former Lion standout Floyd Macon. **JUNIOR COLLEGE:** Played for McLennon Junior College in Waco, Texas under Ken Deweese. The Highlanders were Conference Champions and Regional Finalists last season. **HIGH SCHOOL:** Played for Waco High School under Jack Schrader. The Lions went to the state playoffs in 1987 and 1988. Were District Champions in 1988 and Runner-Up in 1987. He was chosen All-District in '87 and '88 and Super Center in '88. **PERSONAL:** Full name Patrick L. Fairley. Born on November 2, 1969. Son of Katie Chatman. Has two brothers and four sisters. Majoring in Social Work at UNA

## ERIC LACY

5-10, 175, FR, Guard  
Columbia, Tennessee

**UNA:** Handles the ball well but needs collegiate experience. Needs to improve his shooting. **HIGH SCHOOL:** Played for Columbia Central High School under coach Lee Claiborne. Selected Most Improved his sophomore year, led the team in assists as a junior and was the team's Most Valuable Player as a senior. Chosen Most Athletic in his high school and All-District and All Mid-State second-team as a senior. Lettered in football and was the Offensive Player of the Year. Selected for American Legion Boy's State. **PERSONAL:** Eric Darnell Lacy. Born on February 17, 1971. Is the only child of Mr. & Mrs. Alvin Lacy. His uncles played for Jacksonville State and Austin Peay. Majoring in Computer Information Systems.

## DARIN LILES

6-9, 230, SR, Center  
Town Creek, Alabama

**UNA:** Scores well around the basket and works hard to get position. Needs to work on running the floor but should be a big asset because of his collegiate playing experience. Plays hard. **COLLEGE:** Transferred to UNA from Indiana State University. **HIGH SCHOOL:** Play under coach Jack Steele Jr. at Hazlewood High School. Led his team to the Alabama High School State Championship in 1986, was the State Tournament Most Valuable Player in 1986, was Player of the year in 1987. Was chosen for the County and Area teams. Also lettered in Football and Track. **PERSONAL:** Full name is Darin Keith Liles. Born on April 9, 1969. He is the son of Donald and Dorthy Liles and has 2 brothers and 2 sisters. Majoring in Secondary Education.





# Meet The UNA Lions

## KEVIN SIMMONS

6-2, 175, JR, Guard  
Crescent City, Florida

**UNA:** Has good shooting range and his strength is outside shooting. Handles the ball well for a second guard. Needs experience and could be an immediate asset if he adjusts quickly to Gulf South Conference play. **JUNIOR COLLEGE:** Played at Daytona Beach Junior College under coach Ray Ridenour. The Scots were Mid-Florida conference champions in 1989 and Tri-Conference Champions in 1990. Simmons was chosen Most Valuable Player in the Christmas Classic in 1989 and the Hillsbrough Classic last season. He was named to the Christmas Classic All-Tournament team as a senior. He averaged 25 points per game last season and 17.5 points as a freshman. **HIGH SCHOOL:** He played for Crescent City High School under coach Mark Ballou, averaging over 28 points per game as a senior. The Raiders were District Champions 1986 and 1988. Simmons was the team's Most Valuable Player from 1986-1988. He made first-team All-State, first-team All-Putnam County and first-team All-Area Daytona Beach. **PERSONAL:** Full name is Kevin Vontel Simmons. Born on March 30, 1969. Son of Mrs. Johnnie Mae Simmons and has six sisters and three brothers. Major is undecided.



## ERIC SMITH

6-4, 205, JR, Guard  
Covington, Georgia

**UNA:** A good defensive player. Not a great shooter but he is a great scorer. A proven winner who has played on both high school and junior college championship teams. **JUNIOR COLLEGE:** Played for Emmanuel College in Franklin Springs, Georgia under coach Jim Ganey. Averaged 20.8 points per game and pulled 155 rebounds in 33 games as a senior. Shot 52 percent (282-of-542) from the floor and 70.0 percent (89-of-127) from the free throw line. In addition to his 686 points he had 83 steals and 90 assists. Lions were Region 17 Champions in 1988-89 and 1989-90 and State Champions in 1989-90 with a 22-11 record. They lost in the first round of the National Junior College Tournament. Smith was chosen as the team's Most Valuable Player, had best field goal and free throw percentage on the squad and received the Offensive Award. He made the All-Conference team, All-State team and All-Tournament team and was named Most Valuable Player of the State Tournament. He received honorable mention All-American recognition. **HIGH SCHOOL:** He played for Rockdale County High School in Covington, Georgia under coach Cleveland Struid. Bulldogs were State Champions in 1986-87 and Regional Champions in 1987-88. He received Most Improved Player, Best Defensive Player and the Coaches Award and had the best field goal and free throw percentages on the squad. **PERSONAL:** Full name is Eric Cortez Smith. Nicknamed "Ezy". Born on January 21, 1970. He is the son of Beverly Smith and an only child. He has an uncle who played at North Georgia College. He enjoys fishing and reading. Majoring in Communications at UNA.



**Conley Bush  
MANAGER**



**Jody Hayes  
MANAGER**



**Kevin McDaniel  
BASKETBALL TRAINER**



# UNA Athletic Staff



**Bill Jones**  
Athletic Director



**Dr. Robert Stephenson**  
Chairman  
Athletic Committee



**Major Terry Belvin**  
Rifle Coach



**Kevin Bradford**  
Cross Country  
Women's Tennis



**Wayne Byrd**  
Women's Basketball



**Randy Campbell**  
Football Assistant



**Phillip Cross**  
Athletic Trainer



**Glenn Davis**  
Football Assistant



**Gary Elliott**  
Men's Basketball



**Ikey Fowler**  
Football Assistant




**Billy Gamble**  
Basketball Assistant  
Golf



**Pat Gardner**  
Secretary




**Bob Harris**  
Football Assistant



**Jeff Hodges**  
Sports Info. Director



**Ande Jones**  
Volleyball  
Softball



**Mike Lane**  
Baseball



**Raymond Monica**  
Football Assistant



**Lyndell Rhodes**  
Equipment Manager



**Lana Roberts**  
Secretary



**Larry Thompson**  
Men's Tennis  
Academic Advisor



**Bobby Wallace**  
Football



# Behind the Lions



Don McBrayer  
Flowers Hall  
Supervisor



Peter Barty  
Official Scorekeeper



Dave Morrow  
Public Address Announcer



Chad Guest  
Sports Information  
Student Worker



Johnita Johnston  
Sports Information  
Student Worker



Greg Seitz  
Sports Information  
Student Worker



## ATHLETIC HOSTESSES

Serving the university as Athletic Hostesses in 1990-91 are, front from left, Sherry Bean, Stephanie Cothran, Valerie Dennis, Diana Lewis and Mia Kimbrough. Second row from left, Robyn Peinhardt, Susan Moorehead, Trena Ellison, Kim Thompson, Leigh Ann Wilson and Susan Irons (alternate). Back row from left, Valerie King, Amy Sanders, Una Breeding, Angeline Hyde, LaTosha Smithers and Didi Mckee (alternate). Not pictured is Stephanie Wilson.



# Behind the Lions



Lion basketball includes P.A. announcer Dave Morrow (top left), the UNA students (top right), President Potts, Leo II and his trainers (left), the UNA cheerleaders (right), the Pride of Dixie Pep Band (bottom left), coach Gary Elliott (bottom right) and a lot more. An evening in Flowers Hall is something to be experienced.





# UNA Mascots



## LEO AND LEO II - A LIVING TRADITION AT NORTH ALABAMA

The Lion has been the official mascot of athletic teams fielded by the University of North Alabama for more than 40 years. And beginning in 1974, then UNA President Dr. Robert M. Guillot established a new tradition by making the school the only one in the country to have a live lion mascot living on campus.

Leo, a 35-pound cub at the time, was acquired by Dr. Guillot on July 22 of that year and spent the next 14 years 'roaring' UNA on to victory.

Growing to a 540-pound supporter of the university, Leo lived in the center of the UNA campus as a majestic symbol of a proud university.

But on July 20, 1988, Leo died, leaving a void at the school.

In memory of the impact Leo had at UNA and on the community as a whole, a bronze monument was placed near the compound that served as his home for 14 years.

A great out-pouring of support from



businesses and individuals in the Shoals area followed and resulted in Leo II being brought to UNA to take his place as "King of Lion Country."

Leo II, an orphaned lion cub, came to UNA in July of 1988 from a Texas ranch after his mother died giving birth.

Now living in the renovated compound that once housed Leo, Leo II has been hand-raised from birth and has grown to a weight of more than 400-pounds by his second birthday.

Leo II celebrates his birthday in April with a party that became an area-wide tradition with the original Leo and is now being carried on by the new "King of the Lion Country."

UNA's other mascot, a student who dons a lion costume to cheer the Lions and entertain the crowd, also represents the school at athletic games and other university functions. Tryouts are held each year and the identity of the student is kept secret for as long as possible.



# Flowers Hall

Over the last 18 seasons, the University of North Alabama basketball program has reached heights that seemed impossible in the early years of the program.

Winning an NCAA Division II National Championship in 1979 and reaching the Final Four on three other occasions, Lion basketball teams have made an impact on a regional and national level.

One key factor in that success has been Flowers Hall, a modern facility opened in 1972 that has been the scene of 203 UNA wins and only 51 defeats over that 18-year period.

That 79.9 winning percentage at home had brought the UNA program from the middle of the pack in the Gulf South Conference to an annual role as a contender for league honors and the NCAA tournament.

The numerous banners that ring the court give testimony to the success that has come to the UNA program.

The first basketball game played in Flowers Hall was on Oct. 5, 1972, when the Boston Celtics and Atlanta Hawks battled in an exhibition game before a crowd that overflowed the 4,000-seat capacity of the new facility.

UNA's initial game against St. Bernard College ended in defeat on Nov. 18, but few teams since have left Flowers Hall triumphant.

In 1977 UNA posted a perfect 16-0 record at home and the 1984 Lions went 19-1 in Flowers Hall en route to a third place national finish.

On six occasions UNA has been chosen as the host for NCAA regional and quarterfinal tournaments in men's basketball and the Lions have responded with a perfect 9-0 home court mark in NCAA play.

In 1985 a new floor was installed in the "Big Yellow Ice Box" and a new four-sided scoreboard was added to enhance the Lions' home court. Then, in 1989, new theater seating was installed on the home side for season-ticket holders.

## UNA YEAR-BY-YEAR IN FLOWERS HALL

Year	Home	Overall
1972-73	6-5	13-9
1973-74	7-4	15-8
1974-75	10-1	12-2
1975-76	12-2	19-6
1976-77	16-0	24-7
1977-78	9-4	17-9
1978-79	9-4	22-9
1979-80	14-1	21-10
1980-81	16-2	22-9
1981-82	8-4	13-12
1982-83	8-6	14-15
1983-84	19-1	27-7
1984-85	11-3	15-12
1985-86	13-1	18-9
1986-87	12-3	18-10
1987-88	8-5	17-14
1988-89	11-3	16-11
1989-90	14-2	20-8
Totals	203-51	321-177



### FLOWERS HALL RECORDS

**FIRST GAME:** St. Bernard 100, UNA 91 (11-18-72)

**FIRST WIN:** UNA 79, Troy State 78 (12-8-72)

**50TH WIN:** UNA 77, Troy State 70 (2-26-77)

**100TH WIN:** UNA 75, Valdosta State 53 (12-5-81)

**150TH WIN:** UNA 81, Valdosta State 74 (1-6-86)

**200TH WIN:** UNA 94, Livingston 67 (2-10-90)

**LAST WIN:** UNA 107, Troy State 102 (2-26-90) - Won last seven straight

### LONGEST WINNING STREAKS:

**23 Consecutive Games** - Began with seventh game of 1983-84 season with an 80-58 win over Livingston. Ended with a 57-50 loss to Valdosta State on Jan. 28, 1985.

**18 Consecutive Games** - Began with last game of 1975-76 season with a 58-56 win over Tennessee-Martin. Ended with a 72-69 loss to Livingston in fifth home game of 1977-78 season.

### BIGGEST WINS:

**57** - Over Simpson College, 118-61, on Jan. 4, 1987

**48** - Over Stillman College, 106-58, on Nov. 25, 1986

**45** - Over Angelo State, 121-76, on Nov. 18, 1990

**44** - Over Lambuth College, 102-58, on Dec. 10, 1983

**42** - Over Lane College, 122-80, on Dec. 4, 1990

**41** - Over Miles College, 102-61, on Dec. 8, 1987

**41** - Over Alabama-Huntsville, 101-60, on Dec. 10, 1988

**40** - Over Stillman College, 83-43, on Nov. 22, 1983

**40** - Over Lambuth College, 108-68, on Dec. 5, 1977

### LONGEST LOSING STREAKS:

**4 Consecutive Games** - Began with a 89-77 loss to S.E. Louisiana on Feb. 1, 1974 and extended through final home game of 1974 season. Ended with an 83-63 win over Shorter on Dec. 2, 1974

### WORST DEFEATS:

**16** - To Jacksonville State, 82-66, on Feb. 5, 1983

**16** - To Tennessee-Martin, 84-68, on Feb. 23, 1973

**16** - To Troy State, 97-81, on Jan. 23, 1989

### UNA IN DEFEAT:

Of the Lions 51 losses in Flowers Hall, 12 have been by a single point. Fifteen other losses were by five points or less. Only 11 times in 254 games has UNA ever been beaten by 10 points or more in Flowers Hall.

### ALL-TIME RECORD:

**In Flowers Hall:** 203-51 (79.9 pct)

**Under Bill E. Jones:** 13-9 (59.1 pct)

**Under Bill L. Jones:** 165-37 (81.7 pct)

**Under Gary Elliott:** 25-5 (83.3 pct)

### SINGLE-GAME RECORDS:

**Most Points, Team:** 122 by UNA vs. Lane College (12-4-90)

**Most Points Allowed by UNA:** 102 vs. Troy State (2-26-90)

**Most Points, Individual:** 42 by Louis Newsome vs. Auburn-Montgomery (2-10-88)

**Most Rebounds, Individual:** 23 by Charles Cunningham vs. Lambuth (1-6-72) and 23 by Coleman Crawford vs. Livingston (1-4-74)



# Flowers Hall Games

Year	Opponent	Score
1972-73	St. Bernard	91-100
1972-73	Troy State (OT)	79-78
1972-73	Lambuth College	67-69
1972-73	Athens State	75-76
1972-73	Nicholls State	97-85
1972-73	SE Louisiana	76-53
1972-73	Livingston	75-59
1972-73	David Lipscomb	94-70
1972-73	Jacksonville St.	78-74
1972-73	Delta State	66-67
1972-73	Tenn-Martin	68-84
1973-74	Lambuth College	91-83
1973-74	Union University	101-90
1973-74	Nicholls State	87-78
1973-74	Livingston	84-68
1973-74	Sewanee	80-77
1973-74	Tenn-Martin	83-80
1973-74	Shorter College	89-84
1973-74	SE Louisiana	77-89
1973-74	Miss. College	73-82
1973-74	Troy State	86-95
1973-74	Jacksonville St.	61-67
1974-75	Shorter College	83-63
1974-75	Alabama A&M	81-90
1974-75	David Lipscomb	84-70
1974-75	Jacksonville St.	59-58
1974-75	Troy State	82-67
1974-75	Lambuth College	95-79
1974-75	Tenn-Martin	74-58
1974-75	Livingston	76-58
1974-75	Xavier	98-76
1974-75	Delta State	83-88
1974-75	Northwestern La.	79-69
1975-76	Livingston	82-61
1975-76	Lambuth College	70-61
1975-76	Belmont College	53-50
1975-76	Alabama A&M	79-65
1975-76	Union University	86-59
1975-76	Tennessee State	53-61
1975-76	Miss. College	69-43
1975-76	Freed-Hardeman	61-54
1975-76	Auburn-Mont.	98-72
1975-76	SE Louisiana	51-47
1975-76	Nicholls St (OT)	72-69
1975-76	Jacksonville St.	76-69
1975-76	Troy State (OT)	83-84
1975-76	Tenn-Martin	58-56
1976-77	Southwestern	99-72
1976-77	Lambuth College	83-68
1976-77	Alabama A&M	89-75
1976-77	David Lipscomb	83-69
1976-77	SE Louisiana	80-78
1976-77	Nicholls St (OT)	84-81
1976-77	Tennessee State	79-68
1976-77	Miss. College	80-68
1976-77	Livingston	70-62
1976-77	Delta State	83-77
1976-77	Tenn-Martin	82-73
1976-77	Jacksonville St.	90-75
1976-77	Troy State	84-78
1976-77	Southern Univ.	105-88
1976-77	Troy State	77-70
1976-77	Cal Poly-SLO	67-64
1977-78	Ark-Monticello	87-60
1977-78	Kentucky State	84-79
1977-78	Lambuth College	108-68
1977-78	Alabama A&M	92-74
1977-78	Delta State	90-85
1977-78	Livingston	69-72
1977-78	Jacksonville St.	67-72
1977-78	Troy State	53-49
1977-78	Tenn-Martin	50-51
1977-78	SE Louisiana	52-51
1977-78	Nicholls State	85-77
1977-78	Tennessee State	86-54
1977-78	Miss. College	53-56
1978-79	Nicholls State	72-76
1978-79	SE Louisiana	75-71
1978-79	Lambuth College	91-73
1978-79	Alabama A&M	82-69
1978-79	Otterbein	71-63
1978-79	Tennessee State	73-83
1978-79	Miss. College	68-67
1978-79	Alabama State	75-76
1978-79	Tenn-Martin	86-81
1978-79	Delta State	90-89
1978-79	Livingston	77-78
1978-79	Troy State	93-78
1978-79	Jacksonville St.	86-74
1979-80	Lambuth College	71-63
1979-80	Henderson State	66-56



1979-80	Tuskegee Inst.	83-75
1979-80	Alabama A&M	81-67
1979-80	Columbus Col.	86-76
1979-80	Delta State	93-81
1979-80	Livingston	96-75
1979-80	Alabama State	85-69
1979-80	Jacksonville St.	66-82
1979-80	Troy State	83-66
1979-80	Tenn-Martin	81-63
1979-80	Lambuth College	76-62
1979-80	Tennessee State	85-72
1979-80	Miss. College	69-68
1979-80	Cal-Riverside	76-69
1980-81	Dillard	99-83
1980-81	Tuskegee Inst.	93-78
1980-81	Middle Tenn (OT)	73-74
1980-81	David Lipscomb	57-52
1980-81	Columbus Col.	80-59
1980-81	Tenn-Martin	49-43
1980-81	Miss. College	69-53
1980-81	Troy State	78-60
1980-81	Livingston	79-64
1980-81	Lambuth College	101-79
1980-81	Jacksonville St.	68-63
1980-81	Tuskegee Inst.	54-50
1980-81	Alabama State	78-62
1980-81	Delta State (OT)	84-89
1980-81	Delta State	98-84
1980-81	Jacksonville St.	81-70
1980-81	Lincoln Univ.	67-53
1980-81	N.E. Missouri	63-59
1981-82	Southern Univ.	73-74
1981-82	Valdosta State	75-53
1981-82	Alabama A&M	75-63
1981-82	West Georgia	84-73
1981-82	Livingston	57-60

1981-82	Miss. College	77-57
1981-82	Jacksonville St.	78-79
1981-82	Troy State	92-83
1981-82	Lambuth College	95-81
1981-82	Tenn-Martin	54-55
1981-82	Delta State	85-61
1981-82	Dillard	97-80
1982-83	Milligan College	70-62
1982-83	Montevallo	53-55
1982-83	Southern Univ.	64-58
1982-83	Dillard	76-69
1982-83	Alabama A&M	92-85
1982-83	Troy State	65-76
1982-83	Valdosta State	81-76
1982-83	Lambuth College	84-63
1982-83	Tenn. Wesleyan	77-61
1982-83	Jacksonville St.	61-63
1982-83	Livingston	58-63
1982-83	Miss. College	82-87
1982-83	Delta State	55-39
1982-83	Tenn-Martin	63-68
1983-84	Stillman	83-43
1983-84	Athens State	58-56
1983-84	Lambuth College	102-58
1983-84	Tenn. Wesleyan	68-53
1983-84	Bethel College	85-66
1983-84	Jacksonville St.	74-75
1983-84	Livingston	80-58
1983-84	Miss. College	49-48
1983-84	Delta State	80-77
1983-84	Tenn-Martin	77-71
1983-84	Dillard	106-76
1983-84	Troy State	67-61
1983-84	Valdosta State	88-65
1983-84	Alabama A&M	87-65

1983-84	Livingston	85-68
1983-84	Troy State (2 OT)	71-67
1983-84	Jacksonville St.	82-78
1983-84	Albany State	86-73
1983-84	West Georgia	66-65
1983-84	San Francisco St	76-68
1984-85	Tenn. Wesleyan	68-59
1984-85	Ala. Christian	99-61
1984-85	Athens State	56-55
1984-85	Livingston	70-43
1984-85	Miss. College	74-50
1984-85	Purdue-Calumet	78-63
1984-85	Delta State	71-51
1984-85	Sam Houston St.	76-66
1984-85	Troy State	78-70
1984-85	Valdosta State	50-57
1984-85	West Georgia	66-64
1984-85	Tenn-Martin	61-67
1984-85	Bethel College	72-56
1984-85	Jacksonville St.	71-85
1985-86	Tenn. Wesleyan	76-64
1985-86	Bethel College	76-55
1985-86	Athens State	53-45
1985-86	Arkansas College	77-55
1985-86	Tenn-Martin	71-80
1985-86	Valdosta State	81-74
1985-86	Troy State	86-84
1985-86	Jacksonville St.	95-90
1985-86	Ala-Huntsville	80-67
1985-86	Livingston	82-68
1985-86	West Georgia	86-78
1985-86	Fort Valley State	89-68
1985-86	Miss. College	85-74
1985-86	Delta State	67-64
1986-87	Shorter College	81-61
1986-87	Stillman	106-58
1986-87	Athens State	80-72
1986-87	Southern-N.O.	107-68
1986-87	Miss. College	81-73
1986-87	Simpson College	118-61
1986-87	Delta State	83-76
1986-87	Ala-Huntsville	104-68
1986-87	West Georgia	84-86
1986-87	Livingston	69-66
1986-87	Aub-Montgomery	68-54
1986-87	Tenn-Martin	69-76
1986-87	Jacksonville St.	63-62
1986-87	Troy State	77-83
1986-87	Valdosta State	86-66
1987-88	Ala-Huntsville	93-64
1987-88	Athens State	61-72
1987-88	Ark-Monticello	87-67
1987-88	Miles College	102-61
1987-88	Jacksonville St.	74-85
1987-88	West Georgia	87-77
1987-88	Tenn-Martin	74-83
1987-88	Miss. College	58-54
1987-88	Delta State	82-69
1987-88	Livingston	84-80
1987-88	Aub-Montgomery	81-84
1987-88	Troy State	97-79
1987-88	Valdosta State	64-65
1988-89	Henderson State	79-71
1988-89	Stillman	115-86
1988-89	Athens State	73-53
1988-89	Alabama-Huntsville	101-80
1988-89	Faulkner	93-75
1988-89	Livingston	72-58
1988-89	Delta State	76-82
1988-89	Valdosta State	69-64
1988-89	Troy State	81-97
1988-89	West Georgia	99-82
1988-89	Jacksonville State	70-84
1988-89	Auburn-Montgomery	84-67
1988-89	Mississippi College	78-74
1988-89	Tennessee-Martin	94-68
1989-90	N.E. Missouri	80-58
1989-90	Angelo State	121-76
1989-90	Shorter College	91-61
1989-90	Lane College	122-80
1989-90	North Georgia	103-79
1989-90	Athens State	87-93
1989-90	Earl Paulk	97-82
1989-90	West Georgia	69-71
1989-90	Jacksonville State	77-72
1989-90	Tennessee-Martin	88-63
1989-90	Mississippi College	84-81
1989-90	Alabama-Huntsville	104-67
1989-90	Livingston	94-67
1989-90	Delta State	85-67
1989-90	Valdosta State	97-79
1989-90	Troy State	107-102





# Lion Basketball Glossary

Below are some of the names and places that have helped shape the traditions and history of Lion basketball over the last six decades

## Appleby

Perhaps the most famous or infamous practice session in Lion basketball history was held in the Appleby Junior High School gym. UNA had a meager 8-7 record in 1978-79 and was returning from an 80-66 loss to Troy State. "We went over to Appleby and locked the doors," said former Lion coach Bill Jones. "We had the players, the trainer and me and we went through every conceivable drill we could think of for punishment for two and a half hours. They weren't development drills for skills or anything. They were just blood and guts drills that pushed you to the limit. We had potential as a team but we had no chemistry and no one was willing to pay the price to be successful. Looking back, it was a practice I wouldn't have wanted to go through and it was one I wouldn't want my son to go through, but it turned us around." The Lions responded with a 14-2 record the remainder of the season and won the Division II national championship.

## Peter Barty

Lion basketball scorekeeper Dr. Peter Barty is also the new head of the UNA History Department. Dr. Barty, who has served at UNA since 1982, also held the post as sports information director at Pfeiffer College in Misenheimer, N.C., while he taught history there. He has kept the scorebook for Lion home basketball games for the last eight seasons. A native of London, England, Dr. Barty was a member of the British Royal Air Force and a district officer in the British Colonial Service in Kenya. He has traveled extensively in North America, Europe and Africa.

## Coaches

The Lions have had four but have produced hundreds. The four head coaches in Lion basketball history are Ed Billingham, Bill E. Jones, Bill L. Jones and Gary Elliott. Among the numerous coaches produced by the school are Wimp Sanderson (head coach at the University of Alabama), Coleman Crawford (head coach at Akron University), Charles Cunningham (assistant coach at Western Kentucky), John Bostick (former assistant at Alabama and Vanderbilt and current compliance director at the University of Kentucky). Bill L. Jones, who coached at UNA, is also a former Lion basketball player.

## The Floor

The floor that has been so successful for Lion basketball squads in Flowers Hall is a Tartan surface. The original tartan floor installed in 1972 was removed in the summer of 1986. This will be the sixth season played on the new floor.



## Field Goal Shooting

Field goal shooting by individuals and Lion teams has been a school trademark. The Lions produced NCAA Division II national field goal percentage champions in 1984 and 1988. Maurice Stafford set what was then an all-time Division II record when he hit 75.0 percent from the floor in 1983-84. In 1987-88, Louis Newsome shot 72.2 percent to lead the nation and finished second in 1988-89 at 68.3 percent. In all, eight Lions have led the Gulf South Conference in field goal shooting, including Eric Davis last season at 65.4 percent. Lion team have also captured seven league shooting championships, including last season's 50.2 percent mark.

When UNA has led GSC in FG Pct.		
Year	Pct	Shots
1972-73	51.8	660-1274
1973-74	47.7	749-1569
1978-79	51.7	997-1928
1980-81	51.9	853-1642
1981-82	51.3	745-1451
1983-84	55.6	841-1505
1989-90	50.2	941-1876

UNA's GSC Field Goal Pct Leaders		
1973-74	Lary Kowalski	56.0
1976-77	Freddie Copeland	62.3
1978-79	Gerald Lavender	62.3
1982-83	Maurice Stafford	59.3
1983-84	Maurice Stafford	75.0
1987-88	Louis Newsome	72.2
1988-89	Louis Newsome	68.3
1989-90	Eric Davis	65.4

## Flowers

Whether you're talking about Flowers Hall or Eddie Flowers, you're talking about the heart of Lion basketball. Eddie Flowers, for whom the Lions' home basketball facility is named, came to UNA as a physical education instructor in 1929 and later began the school's athletic program in 1932. He continued to coach Lion teams until 1948 and was chosen as the school's first athletic director in 1949. He held that post until his retirement in 1969. The facility named for Eddie Flowers has also been good to the Lions. UNA squads have posted a 203-51 record for a 79 percent winning percentage over the 18 seasons Flowers Hall has been open.

## Gymnasiums

Lion basketball teams have played in several arenas over the years, beginning with the Appleby Junior High School gymnasium in 1932. UNA squads later played at Coffee High School and the Lauderdale Coliseum before an on-campus facility was built. That building, now the school's Communications Building, would seat only 200-250 and was used primarily for practices. The Lions' first real home facility, Flowers Hall, opened in 1972.

## Hall of Fame

The UNA Athletic Hall of Fame inducted its first class on Oct. 6, 1990. The first four inductees were former football standout Harlon Hill, the school's first basketball All-American Dabbs Earnest, former football coach Henry "Hal" Self and former basketball coach H. A. "Eddie" Flowers. Three additional inductees will be selected each year.

Former Lion basketball player Winfrey "Wimp" Sanderson also holds hall of fame membership in the Alabama Sports Hall of Fame, having been inducted in 1989.



## Bill Jones

There are two in Lion basketball history. One is the winningest basketball coach in North Alabama history and now serves as the school's athletic director. The other coached the Lions for two seasons before returning to his alma mater to become the winningest coach in that school's history. Bill L. Jones posted a 259-141 record in 14 years as head basketball coach at UNA and led the Lions to six NCAA tournaments, including the national championship in 1979. He is also a former Lion letterman, having played for Florence State College from 1955-57.

Bill E. Jones replaced Ed Billingham as head coach at UNA in 1972-73 and remained until 1974 when he returned to Jacksonville State. As head coach for the Gamecocks he has posted a 312-134 record in 16 seasons, taken JSU to six NCAA tournaments and a Division II national championship in 1985. Bill L. Jones replaced him as head coach at UNA.



# Lion Basketball Glossary



## Leo

The University of North Alabama boasts the only live lion mascot in the country living on campus. On July 22, 1974, former UNA President Dr. Robert M. Guillot brought a 35-pound lion cub to the campus and Leo spent the next 14 years "roaring" the school to victory. The original Leo died on Jan. 20, 1988, and a great outpouring of support from the Shoals community resulted in Leo II being brought to UNA in July of 1988. Leo II lives in the compound next to the president's home on the UNA campus.

## Pete Maravich

Louisiana State's Pistol Pete Maravich did not score his NCAA record 69 points in a single game against current UNA coach Gary Elliott or former UNA assistant Tommy Suitts during their careers at the University of Alabama. Neither were members of the Alabama squad when Maravich accomplished his feat in 1970. Maravich did, however, score 59 points against Alabama in 1969 when Elliott and Suitts were members of the Tide squad, although neither will admit to have been guarding him at the time. Obviously no one was. Alabama won both games.



John Havlicek is guarded closely by Lou Hudson in one of three NBA games played in Flowers Hall

## NBA

Otis Boddie almost made it. He was a fifth round pick in the 1980 NBA draft by Los Angeles Lakers and made it to the final cut. He was released by the defending NBA champions in favor of first-round pick Butch Carter. Boddie never tried to latch on with any other clubs. The other guards with the Lakers at the time were Norm Nixon and Earving "Magic" Johnson.

The NBA has also visited the UNA campus with several exhibition games in Flowers Hall. The first NBA game was the inaugural game for Flowers Hall on Oct. 5, 1972, when the Boston Celtics played the Atlanta Hawks. Other NBA games included the Hawks and the Detroit Pistons and the Hawks and the Washington Bullets. A few of the great names to have played in Flowers Hall are: John Havlicek, Dave Cowens, Jo Jo White, Don Nelson, Pete Maravich, Lou Hudson, Wes Unseld, Elvin Hayes, Leon Douglass, Walt Bellamy, Paul Silas and Bob Lanier.



## National Champions

North Alabama was the first college or university basketball team from the state of Alabama to ever claim a national crown when the Lions won the NCAA Division II national championship in 1979. Since then, Jacksonville State won the Division II championship in 1985 and Birmingham-Southern won the NAIA national championship in 1990. The University of Alabama-Huntsville and Auburn University at Montgomery have reached the NAIA national championship game but were defeated.



## Otis

The name says it all for Lion basketball fans. A Florence native, Otis Boddie led Bradshaw High School to the state 4A championship in 1976, then moved across town to North Alabama where he helped carry three Lion squads to the Final Four in four years. UNA went 84-35 with Otis Boddie in the lineup and went to the Final Four in 1977, 1979 and 1980. Boddie is UNA's all-time leading scorer with 1,963 career points, was an All-Gulf South Conference pick in 1978, 79 and 80, was GSC Player of the Year in 1980 and was a first-team All-American pick in 1980.

## Publications

UNA has some of the best athletic publications in college sports. Lion athletic publications have received 27 national awards from the College Sports Information Directors of America as being among the "Best in the Nation" over the last five years. The UNA basketball media guide has been selected either first, second or third in the nation among all NCAA Division II and NAIA Division I schools for five consecutive years. The UNA basketball game program has also twice placed in the top three in the nation.

## Springfield

Whether it's Missouri or Massachusetts, the name Springfield is special to the Lion basketball program. In 1977, 1980 and 1984, the Lions advanced to the NCAA Division II Final Four in Springfield, Mass. In 1979 Springfield, Mo., hosted the Final Four where UNA downed Wisconsin-Green Bay to win the National Championship.

## Tournaments

UNA has the tradition for great tournament showings, especially in the post-season. UNA has gone 16-6 in the NCAA post-season tournaments and 0-2 in NAIA national tournaments. UNA has a perfect 9-0 record at home in NCAA tournaments. In all the Lions have won five NCAA regional crowns, four quarterfinal games and made four Final Four appearances. In in-season tournaments, UNA has gone 16-16 all-time and won five tournament championships. The Lions won their own North Alabama Classic in 1977-78, 1979-80



# Lion Basketball Glossary

and 1980-81, the Huntsville Basketball Classic hosted by Alabama-Huntsville in 1987-88 and the First Federal/Pepsi Tipoff Tournament in Flowers Hall last season.

The First Federal/Pepsi Tipoff Tournament on Nov. 17-18 will mark the seventh in-season basketball tournament hosted by North Alabama. The Lions hosted the North Alabama Classic in 1978 and from 1980-83, posting an 8-2 record and winning three tournament championships. Last season UNA defeated Northeast Missouri and Angelo State to win the inaugural First Federal/Pepsi Tournament championship. The Lions are 10-2 in regular-season tournaments at home.

### 1989-90 First Federal/Pepsi Tipoff hosted by North Alabama

Northeast Missouri	80-58
Angelo State	121-76

### 1988-89 AUM Holiday Tournament at Auburn-Montgomery

Mobile College	79-74
Auburn-Montgomery	63-88

### 1987-88 Huntsville Classic hosted by Alabama-Huntsville

Missouri-St. Louis	
Alabama-Huntsville	66-58, OT

### 1986-87 River City Classic hosted by Southeast Missouri State

Southeast Missouri	63-75
Southern Indiana	74-80

### 1985-86 Executive Rivermont Classic hosted by Kentucky Wesleyan

Brescia College	84-61
Kentucky Wesleyan	67-69

### 1982-83 North Alabama Classic hosted by North Alabama

Milligan College	70-62
Montevallo	53-55

### 1981-82 North Alabama Classic hosted by North Alabama

Southern University	73-74
Valdosta State	75-53

### 1980-81 North Alabama Classic hosted by North Alabama

Dillard	99-83
Tuskegee	93-78

### 1979-80 North Alabama Classic hosted by North Alabama

Lambuth	71-63
Henderson State	66-56

### 1978-79 Columbus Classic hosted by Columbus College

Southern University	68-70
Shorter College	107-71

### 1977-78 North Alabama Classic hosted by North Alabama

Arkansas-Monticello	87-60
Kentucky State	84-79

### 1977-78 Citrus Invitational hosted by Iona College

Iona College	67-69
Flagler College	92-65

### 1971-72 Blue-Gray Tournament in Montgomery, Alabama

Athens State	84-86
David Lipscomb	90-110

### 1967-78 Carson-Newman Tournament hosted by Carson-Newman

Carson-Newman	81-98
Tennessee-Wesleyan	60-66

### 1963-64 Union Invitational hosted by Union University

King College	65-72
Delta State	75-76

### 1956-57 Capitol City Invitational in Nashville, Tennessee

David Lipscomb	68-70
Union University	65-87



### Wimp

Thats right, the "Man from Plaid", the ultra-successful head basketball coach at the University of Alabama is a graduate of UNA, then known as Florence State. Winfrey Worrell "Wimp" Sanderson is a native of Florence and graduated from Coffee High School. After playing one season at Abilene Christian in Texas, he transferred home to play for the Lions. In three years he scored 1,076 career points and still ranks as the 14th leading scorer in school history. From 1957-59 he averaged 14.9 points per game and was the team's leading scorer in 1958 with 403 points. After a season at Carbon Hill High School as head coach, Wimp went to the University of Alabama where he served as an assistant coach for 20 years. In the last 10 seasons as head coach he has averaged over 21 wins per season and has led the Tide to eight NCAA tournament appearances.



### MARTIN FINISHES THIRD ALL-TIME:

Steve Martin entered 1989-90 with 989 career points and quickly became the 17th member of the school's 1,000-point career scoring club. With 572 points last season, he jumped all the way to third on UNA's career scoring list.

#### 1,000-Point Club

1. Otis Boddie	1,963
2. Dabbs Earnest	1,840
3. Steve Martin	1,561
4. Buck Williams	1,480
5. Larry Smith	1,477
6. Sam Hardy	1,325
7. Doug Key	1,254
8. Don Faint	1,212
9. Don Shotts	1,210
10. Greg Tyon	1,203
11. Tommy Ledbetter	1,179
12. Robert Harris	1,147
13. Gerald Lavender	1,140
14. Winfrey Sanderson	1,076
15. Albert Owens	1,047
16. Don Heidorn	1,039
17. Joe Edwards	1,034

### MARTIN FOURTH TO GET 500:

With 572 points last season, Steve Martin became only the fourth player in Lion basketball history to score more than 500 points in a single season. The feat has been accomplished five times, with Dabbs Earnest doing it twice. The others are Doug Key and Otis Boddie. Martin's total was the third most points ever scored in a season.





# 1989-90 Basketball Facts



## DOUBLE-FIGURE GAMES

Steve Martin led UNA with 28 consecutive double-figure scoring games last season, while Allen Williams and Ricky Johnson also scored 10 or more points in a game at least 20 times. Martin's 28 games last season closed his career with a string of 29 straight and he scored in double-figures 73 times in his career.

### Double-Figures

	Season		Career	
	Pts	Reb	Pts	Reb
Clanton	6	0	6	0
Davis	11	1	11	1
Gamble	7	0	7	0
Hardy	0	0	1	0
Jent	0	0	1	0
Johnson	21	6	28	8
Macon	3	0	5	0
Markham	0	0	1	0
Martin	28	10	73	18
Spencer	0	0	12	1
Stafford	9	0	9	0
Wilmer	5	1	5	1
Williams	24	0	24	0

## FLOWERS RECORD FALLS:

On Dec. 4, 1989, UNA broke the all-time Flowers Hall scoring record, pumping in 122 points in a 122-80 win over Lane. UNA had previously scored 121 points in a 121-76 win over Angelo State on Nov. 18 to set the record. The 122 against Lane was also the most ever scored by UNA on its homecourt, surpassing the Angelo State mark for Flowers Hall and the 121-92 win over St. Bernard at the Florence Coliseum on Feb. 3, 1971.

## THREE-POINT RECORD FALLS:

With a 10 for 12 three-point shooting performance against Angelo State, UNA set a new school record for best percentage on the three-pointer in a game at 83.3. The old mark was 75.0 (6 of 8) against Valdosta State on Jan. 6, 1986.

## LIONS SET REBOUNDING MARK:

A 67 rebound performance in a 122-80 win over Lane College established a new school record for rebounds in a single game. The old record was 66 rebounds against St. Bernard on Dec. 9, 1970 in Cullman.

## LIONS SWEEP FOUR OPPONENTS:

The UNA Lions swept home and away series from four opponents in 1989-90, including three GSC schools. UNA won both contests against Delta State, Troy State, Livingston and Alabama-Huntsville.

## 1989-90 GAME KEYS:

### Halftime:

When UNA led at half	17-4
When UNA trailed at half	3-3

### Rebounding:

When UNA led rebounding	14-4
When Opponent led rebounding	6-3

### 50 Percent Shooting:

UNA shot over 50 pct. FG	13-2
UNA shot under 50 pct. FG	7-5

### Opponent 50 Percent Shooting:

Opponent over 50 pct. FG	4-2
Opponent under 50 pct. FG	14-4



## THREE PLAYERS OF THE WEEK:

The UNA Lions had three players to be selected as Gulf South Conference Player of the Week during 1989-90. Steve Martin was named Player of the Week for Jan. 22, followed by Allen Williams for Jan. 29 and Anthony Gamble for Feb. 27.

## SIXTH 20-WIN SEASON:

With a 107-102 win over Troy State, UNA achieved its sixth 20-win season in school history. The 1989-90 squad was also only the third UNA team to win 20 games during the regular-season. But with a final 20-8 record, it marked the first time a Lion squad had won 20 games and not advanced to the NCAA tournament.

### 20-Win Seasons

Year	Finish	Record
1976-77	NCAA Final Four-3rd	24-7
1978-79	NCAA Champions	22-9
1979-80	NCAA Final Four-4th	21-10
1980-81	NCAA Quarterfinals	22-9
1983-84	NCAA Final Four-3rd	27-7
1989-90		20-8

## SEVENTH STRAIGHT WINNER:

With a final 20-8 record, the 1989-90 Lions achieved the seventh consecutive winning season in basketball. The last time a UNA squad posted a losing record was a 14-15 finish in 1982-83. That stands as UNA's only losing season in the last 18 years.

## FOUR OT GAMES TIES A RECORD:

UNA played four overtime games in 1989-90, tying the record for most overtime games in a season. The Lions went to overtime at Delta State, at Valdosta State, at West Georgia and at Tennessee-Martin, winning only once. UNA also played four extra-periods in 1980-81.

## TWO 100-POINT LOSSES RARE:

In 42 years of Lion basketball, only four times has a UNA squad scored more than 100 points and lost. But it happened twice in 1989-90, both times in overtime. UNA dropped a 102-101 decision at Valdosta State, then fell 101-100 at West Georgia. The Lions have a 59-4 all-time record when scoring 100 points or more. The opponent also scored over 100 in both of those games, however, and UNA is 7-42 when giving up 100 points. The Lions are 7-4 when both teams scored over 100.

## SEVEN 100-POINT GAMES:

The Lions scored 100 or more points in a game seven times in 1989-90. That is the second most games that any UNA basketball team has scored 100 points in a season. The record is nine by the 1970-71 squad. The 1961-62 and 1986-87 teams topped the century mark six times each.

## FOUR RANKED TEAMS:

The 1989-90 Lions faced four nationally ranked NCAA Division II teams and beat three of them. UNA downed No. 1 ranked Jacksonville State 77-72 on Jan. 8, beat fifth ranked Mississippi College on Jan. 22 and dumped Troy State 107-102 on Feb. 26. UNA lost a rematch at Jacksonville State, 96-89.

## SIX IN 14:

The UNA Lions have advanced to the NCAA Division II national tournament in six of the last 14 years, winning regional titles in 1977, 1979, 1980, 1981 and 1984 and claiming the Division II National Championship in 1979. North Alabama was the first university in the state to win a national championship in basketball.

## MARTIN BEST IN 18 YEARS:

Steve Martin's 20.4 scoring average per game last season was the best by a Lion in 18 seasons. Not since Jimmy Jones tossed in 20.0 per game in 1971-72 had a player averaged 20 or more points in a season. Martin's average placed him fifth all-time at UNA for a single season.

Avg	Player	Year
24.0	Dabbs Earnest	1962
22.7	Doug Key	1965
22.7	Doug Key	1964
20.4	Don Shotts	1956
20.4	Steve Martin	1990
20.0	Jimmy Jones	1972



# 1990-91 Preview

The University of North Alabama Lions are eager to get on the road in 1990-91 for a trip they hope will take them all the way to the NCAA Tournament.

Once an almost permanent fixture in the NCAA Division II National Championships, the Lions hope to return to the post-season event this season behind six returning players and a solid group of newcomers.

Set to begin his third season as UNA head basketball coach, Gary Elliott has already taken the Lions to a 16-11 mark in his first season and a strong 20-8 finish a year ago. But that record marked the first time a UNA squad had won 20 games and not received an NCAA playoff berth.

In 1990-91, the Lions hope to take that next step that would result in a seventh NCAA appearance since 1977.

"Being in the Gulf South Conference race down to the wire last season and having a chance at an NCAA berth should help this team this year," said Elliott. "The returning players know what it's all about now and we expect that to make them more mature and hungry for a little bit more this season."

"If we are hungry and several players come on and play the way we think they're capable of playing, we should be very competitive in the GSC this season."

UNA reached the Division II Final Four in 1977, 1979, 1980 and 1984, reached the quarterfinals in 1981 and played in regional competition in 1988.

The first goal for the 1990-91 Lions will be the always rugged fight for the GSC championship. And if UNA is to contend for the GSC title and a possible NCAA bid, seniors Allen Williams and Fred Stafford and junior Ricky Johnson will have to lead the way.

Williams, a 6-2 guard from Clearwater, Fla., averaged 14.5 points and passed out 117 assists last season in his first year at UNA and earned GSC Player of the Week honors for his performance in road games at Troy State and Valdosta State. He led the team with 61 steals and made 58 three-point baskets, also best on the squad.

Stafford, a 6-2 forward from Rienzi, Miss., averaged 7.2 points per game last season and earned 15 starts.

Johnson, a 6-7 forward from Florence, was one of three players to start every game last season and averaged 13.3 points and 7.4 rebounds per game. He shot over 55 percent from the floor and 70 percent from the free throw line.

Also returning are guards Darryl Hardy and Mark Jent and forward Carl Wilmer.

Hardy, a 5-10 junior from Tuscaloosa, played in 27 games last season backing up point guard Tony Clanton and averaged 2.4 points per game. One of the top defensive players in the league, Hardy will be pressed into a more prominent role this season as he competes for the starting job at the point.

"One of the areas where we are concerned is at the point," said Elliott. "Dar-

## LIONS AT A GLANCE

**Starters Returning (3):** Allen Williams (G), Ricky Johnson (C), Fred Stafford (F)  
**Lettermen Returning (6):** Williams, Johnson, Stafford, Darryl Hardy (G), Mark Jent (G), Carl Wilmer (F)

**Key Losses:** All-GSC forward Steve Martin, 20.4 pts, 7.8 reb.; point guard Tony Clanton, 6.1 pts, 120 assists.

**All-Star Candidates:** Allen Williams, Ricky Johnson

### Guards

Allen Williams, 6-2, Sr., 14.5 pts  
Darryl Hardy, 5-10, Jr., 2.4 pts  
Mark Jent, 6-4, Sr., 2.0 pts  
Kevin Simmons, 6-2, Jr.  
Eric Smith, 6-4, Jr.  
Eric Lacy, 5-10, Fr.

### Forwards

Fred Stafford, 6-2, Sr., 7.2 pts  
Carl Wilmer, 6-5, Sr., 10.5 pts  
Elliott Beal, 6-3, Jr.  
Patrick Fairley, 6-6, Jr.  
Scott Cooper, 6-4, Fr.

### Centers

Ricky Johnson, 6-7, Jr., 13.3 pts  
Tony Dorsey, 6-7, Jr.  
Darrin Liles, 6-9, Sr.

ryl has proven himself, especially defensively, and he can handle the pressure and run the offense. But we don't know if we have a player who will be a team leader and a quarterback for us like Tony Clanton was last season. Someone to make the right decisions as to when to push it and when to pull back.

"That's our primary concern going into the season."

Jent, a three-year letterman out of Summertown, Tenn., played in 21 games last season and earned a start at Texas Tech. He averaged 2.0 points per game.

Wilmer, a 6-5 senior from Marksville, La., played in UNA's first 11 games last season before losing his eligibility. He was impressive in that brief stint, however, averaging 10.5 points per game and tossing in 29 against Athens State in Flowers Hall.

The newcomers include junior college transfers Elliott Beal, who was red-shirted at UNA last season, Tony Dorsey, Patrick Fairley, Kevin Simmons and Eric Smith; senior college transfer Darrin Liles and high school signees Scott Cooper and Eric Lacy.

Beal, a 6-3 forward from Beech Island, S.C., averaged 16 points and 8.7 rebounds as a sophomore at Emmanuel Junior College and was named to the National Junior College Athletic Association All-

Tournament team at the national championships.

Dorsey, a 6-7 center from Atlanta, was an all-region performer at Middle Georgia College last season.

Fairley, a 6-6 forward from Waco, Tex., transfers from McLennon Junior College where he helped take the squad to the conference championship and the region finals.

Simmons, a 6-2 guard, averaged 25 points per game last season at Daytona Beach Junior College and is expected to take up some of the scoring slack left by the departure of All-GSC forward Steve Martin.

Smith, a 6-4 guard from Covington, Ga., averaged 20.8 points per game at Emmanuel Junior College last season as the Lions went 22-11 and won the region and state championships.

Liles, a 6-9 native of Town Creek, Ala., transfers back home for his senior season after spending three years at Indiana State University.

Cooper, a 6-4 guard from Memphis, Tenn., averaged over 20 points and six rebounds per game last season at Evangelical Christian School in Memphis.

Lacy is a 5-10 guard from Columbia, Tenn.

"With our recruiting class we have filled some needs and have some players we think can be competitive in the GSC," said Elliott. "The question will be, how long will it take them to adapt and begin contributing. That will play a key role in how successful we are."

The schedule will be challenging for the Lions as they open the season with two of the toughest Division II tournaments in the nation and an exhibition game against the Soviet Union.

The Nov. 13 match-up with the Moscow All-Stars in Flowers Hall will be the Lions first international competition and will help gear the squad up for the Nov. 17 opener in the First Federal/Pepsi Tipoff Tournament in Florence.

Last season UNA downed Northeast Missouri and Angelo State to claim the title and must do battle with Johnson C. Smith, California State-Sacramento and Texas A&I this season.

The following week UNA travels to Richmond, Va., to take on Virginia Union, Florida Tech and Kutztown in the Virginia Union Thanksgiving Tournament.

Other non-conference games include defending Ohio Valley Conference champion Murray State, Athens State, Belhaven, Shorter, DeVry Institute, Morehouse and Alabama-Huntsville. In all, 10 opponents are on the Lions 1990-91 schedule that have never appeared on a UNA slate before.

"It's exciting for the players," said Elliott. "It's good to play teams from other regions to give you an idea of how you compare to other conferences and other schools. Overall, I think our schedule may be the toughest we have faced in a while."



# 1990-91 Preview

**Finishing 20-8 last season was a major step in building the Lion program back where you want it to be. How will that affect expectations this season?**

"We really did better last season than we expected, going into the season. The big thing for us will be what we learned last season. To go 20-8 and not receive an NCAA bid was disappointing for the players. But it makes it clear to them that what the coaches said all year long - that we had to play every game as if it were the toughest of the year - was true. In particular, they could look back to two home losses to West Georgia and Athens State early on and say 'if we had only won those games we might have...' But being so close to being GSC champs and getting a bid should help the returning players to see what it's all about and show them the type attitude and dedication it takes to win a championship."

**UNA returns six players, including three starters. What are your expectations of the returnees?**

"I think we have three very good players in Ricky Johnson, Allen Williams and Fred Stafford who started for us last season and have proven themselves around the league. In the case of Allen and Fred, who transferred here last year from junior colleges, it usually takes a year for players to get adapted to the brand of basketball in Division II and they usually play much better the second year. They needed a year in the league and we expect them to improve on their performances from last season. With two years under his belt now and one full year as a starter, Ricky could really be an impact player in the GSC this season. He has added some strength and if he can get a little tougher physically inside, he could make a lot of things happen."

"With Darryl Hardy, Mark Jent and Carl Wilmer also back, we have three more players who have league experience and in this league experience and maturity means a lot. Darryl could be a bonafied point guard in the GSC. He has proven himself, especially defensively, and he can handle the pressure and run the offense. Mark has come off the bench for us and done a good job in the past and we expect him to continue to contribute this season. It hurts Carl that he didn't get to play a full season last year but he did get a taste of the league and that should make him hungrier than anyone to go out strong and have a good season."

**Your recruiting class this year includes four junior college transfers, one senior college transfer and two freshmen. How do you like the make-up of the group?**

"In recruiting you would always like to sign more high school players that you can bring in and have in your program four years. But of course you aren't always able to get the players you would like and

**"Being so close to being GSC champs and getting a bid should help the returning players to see what it's all about and show them the type attitude and dedication it takes to win a championship." - Elliott**

you have to fill some immediate holes. The availability of junior college players to Division II programs is so much better that we have to capitalize on it. With this group we have filled some needs and have some players we think can be competitive in the GSC. The question will be, how long will it take them to adapt and begin contributing."

**The Lions open the season with two very tough Division II tournaments, in the First Federal/Pepsi Tipoff Tournament and the Virginia Union Thanksgiving Tournament. What are the advantages or disadvantages?**

"You would always like to open the season with games that you feel like you should win so you can get off to a good start and build some confidence. But if the schedule is too soft, then you're not ready for the conference games down the road. This will be the toughest opening schedule a UNA team has faced in a long time. We certainly feel like we should have a chance to win every game if we play up to our capabilities, but we also know that we are playing quality programs and we will be put to the test right from the start. Tournaments are tough, especially early, because there are no days between the games where you can go back and work on what you've done wrong. You go right back out the next night and have to prove yourself again. I think it will be good for us, with the experienced players we have back and the signees we have from good programs, to be put to the fire right away. If we were a young team it would be foolish to have that type of schedule."

**Last season UNA hosted the First Federal/Pepsi Tipoff Tournament for the first time and won the championship with a record 121-76 win over Angelo State. How successful was the tournament and what does the future look like for it?**

"It was a very good tournament last year for the teams involved and the fans. We had good crowds and some good games. This year we have moved the games to Saturday-Sunday to give it a little more of a college basketball atmosphere and make it better for the teams. The sponsors

did a tremendous amount of work to promote the tournament and make it first-class and it has already gained notoriety around the country. We have already had teams calling from around the country about coming next year and we expect it to keep getting better and better."

**What sort of Gulf South Conference race do you expect this season?**

"This should be the most balanced league race in quite a while. There is no team that everyone can point to as a clear favorite to win it, and at the same time there is no team that you can look at and think everyone should beat. The majority of the league should be stronger but there won't be a dominant team. Mississippi College and Jacksonville State lost a lot of starters and Troy State lost two of the leading scorers and rebounders in the GSC. But I know they have all had what they felt were good recruiting years so they should continue to be near the top of the league."

**What about the strength of your non-conference schedule?**

"With the two Division II tournaments we're in, playing Morehouse who made it to the Final Four last season and Murray State who won the Ohio Valley Conference, we've got our work cut out for us. We also play Athens State twice and they are hard to beat anywhere, anytime. There are some other games that we feel we should win, but overall our non-conference schedule is solid. With the tournaments there is the chance we could play 10 schools that we have never played before and that's exciting for the players. It's good to play teams from other regions to give you an idea of how you compare to other conferences and schools."

**What are your major concerns entering the season?**

"The two things that we are unsure about are related to the loss of Tony Clanton and Steve Martin from last season. With Tony gone, we don't know if we have someone who can come in and run the team the way he did. We know we have players with the talent and ability to do it, but we need a team leader and quarterback like Tony was for us to be successful. Someone to make the right decisions as to when to push it and when to pull back. What type of job we get at the point will be a big key to our season."

"The other key will be to find out if we have a guy like Steve Martin who you can go to in the clutch and get points. Steve could put points on the board and could take charge in a tough game. We don't know if we have that type of person going into the season. We may have several, but that is a concern."

"A lot will also depend on how well we establish ourselves defensively, especially inside."



# First Federal-Pepsi Tipoff

## 1990

### First Round

Angelo State 63, Hampton 58  
North Alabama 80, N.E. Missouri St. 58

### Consolation

N.E. Missouri St. 72, Hampton 71

### Championship

North Alabama 121, Angelo St. 76

### All-Tournament Team

Allen Williams, North Alabama; Steve Martin, North Alabama; Vernon Ragsdale, Angelo State; Stacy Clark, Hampton; Matt Clements, N.E. Missouri

### Outstanding Player

Allen Williams, North Alabama



Allen Williams



## 1990 First Federal/Pepsi TIPOFF TOURNAMENT

**November 17**

6:00 Cal State-Sacramento vs. Texas A&I  
8:00 UNA vs. Johnson C. Smith

**November 18**

2:00 Consolation Game  
4:00 Championship Game

## TOURNAMENT RECORDS

### TEAM

#### Scoring:

**Highest Score (One Team):** 121 by North Alabama vs. Angelo State (76), Nov. 18, 1989

**Highest Combined Score (Both Teams):** 198, North Alabama 121, Angelo State 76, Nov. 18, 1989

**Most Points Scored in One Tournament (One Team):** 201 by North Alabama, 80 vs. N.E. Missouri, 121 vs. Angelo State, 1989

#### Field Goals:

**Most Field Goals Made in One Game:** 48 by North Alabama (att. 72) vs. Angelo State, Nov. 18, 1989

**Most Field Goals Attempted in One Game:** 72 by North Alabama (made 48) vs. Angelo State, Nov. 18, 1989

**Best Field Goal Percentage in One Game:** 66.7 by North Alabama (48 of 72) vs. Angelo State, Nov. 18, 1989

#### Free Throws:

**Most Free Throws Made in One Game:** 16 by Hampton (att. 22) vs. N.E. Missouri State, Nov. 18, 1989

**Most Free Throws Attempted in One Game:** 24 by N.E. Missouri State (made

15) vs. Hampton, Nov. 18, 1989

**Best Free Throw Percentage in One Game:** 83.3 by North Alabama (15 of 18) vs. Angelo State, Nov. 18, 1989

#### Rebounding:

**Most Rebounds in One Game:** 44 by Hampton vs. N.E. Missouri State, Nov. 18, 1989

**Most Rebounds in a Tournament:** 74 by North Alabama and Hampton, 1989-90.

### INDIVIDUAL

#### Scoring:

**Most Points in One Game:** 25 by Boyd Printy of N.E. Missouri State vs. Hampton, Nov. 18, 1989

**Most Points in One Tournament:** 39 by Stacy Clark of Hampton, 17 vs. Angelo State, 22 vs. N.E. Missouri State, 1989-90

#### Field Goals:

**Most Field Goals Made in One Game:** 9 by Ricky Johnson of North Alabama vs. N.E. Missouri St.; Steve Martin of North Alabama vs. Angelo State; Chuck Phelps of Angelo State vs. Hampton, Leroy Rodgers of Angelo State vs. North Alabama - all in 1989-90

**Most Field Goals Attempted in One Game:** 19 by Leroy Rodgers of Angelo State vs. Hampton, Nov. 17, 1989

**Most Field Goals Made in One Tournament:** 16 by Stacy Clark of Hampton, Steve Martin of North Alabama & Leroy Rodgers of Angelo, 1989-90

#### Free Throws:

**Most Free Throws Made in One Game:** 7 by Matt Clements of N.E. Missouri State vs. Hampton, Nov. 18, 1989

**Most Free Throws Made in One Tournament:** 13 by Matt Clements of N.E. Missouri St., 1989-90

#### Rebounds:

**Most Rebounds in One Game:** 10 by Leroy Rodgers of Hampton vs. Angelo State, Nov. 17, 1989

**Most Rebounds in One Tournament:** 17 by Leroy Rodgers of Angelo State, 1989-90

#### Assists:

**Most Assists in One Game:** 5 by Tony Clanton of North Alabama vs. N.E. Missouri State, Nov. 17, 1989

**Most Assists in One Tournament:** 8 by Floyd Macon of North Alabama & Kenny Brown of Hampton, 1989-90



# 1990-91 Opponents

## TEXAS A&I

**First Federal/Pepsi Tournament  
Nov. 17-18 - Florence, Al.**

**Location**..... Kingsville, TX  
**Enrollment**..... 5,700  
**President**..... Dr. Manuel Ibanez  
**Athletic Director**..... Ron Harms  
                     Blue and Gold  
**Nickname**..... Javelinas  
**Conference**..... Lone Star  
**Affiliation**..... NCAA Division II  
**Arena**..... Spec  
**Capacity**..... 5,000  
**Head Coach**..... Jerry Hopkins  
**Alma Mater**..... Baylor  
**Record at A&I**..... 103-95 (7)  
**Overall Record**..... 103-95 (7)  
**Coach's Phone**..... (512) 595-2412  
**Best Time to Call**..... Mornings  
**Sports Info. Dir.**..... Fred Nuesch  
**SID Office Phone**..... (512) 595-3908  
**SID Home Phone**..... (512) 592-6579  
**1989-90 Record**..... 21-7  
**Conference Record**..... 10-4  
**Series vs. UNA**..... 0-0  
**Lettermen Lost**..... 2  
**Lettermen Returning**..... 8  
**Starters Returning**..... 4  
**Top Returnees:**Issac Wash 6-4 Sr. G,  
 Charlie Mims 6-1 Sr. G



### 1990-91 SCHEDULE

Nov. 17-18 at First Federal/Pepsi Tournament  
 Nov. 20 Texas Lutheran  
 Nov. 26 at Concordia Lutheran  
 Nov. 27 at St. Edward's  
 Dec. 3 Huston-Tillotson  
 Dec. 8 at Texas Lutheran  
 Dec. 15 Schreiner  
 Dec. 28-30 at Chico Invitational Tourney  
 Jan. 6 St. Edwards's  
 Jan. 7 Concordia Lutheran  
 Jan. 12 at Abilene Christian  
 Jan. 14 at Angelo State  
 Jan. 19 Eastern New Mexico  
 Jan. 21 West Texas State  
 Jan. 26 Angelo State  
 Jan. 28 Abilene Christian  
 Jan. 31 at East Texas State  
 Feb. 2 at West Texas State  
 Feb. 4 at Eastern New Mexico  
 Feb. 9 Cameron  
 Feb. 11 Central State  
 Feb. 16 at Central State  
 Feb. 18 at Cameron  
 Feb. 23 East Texas State

## SACRAMENTO STATE

**First Federal/Pepsi Tournament  
Nov. 17-18 - Florence, Ala.**

**Location**..... Sacramento, CA  
**Enrollment**..... 26,000  
**President**..... Dr. Donald R. Gerth  
**Athletic Director**..... Dr. Lee McElroy  
**Colors**..... Green & Gold  
**Nickname**..... Hornets  
**Conference**..... Great Northwest  
**Affiliation**..... NCAA Division II  
**Arena**..... Hornet Gym  
**Capacity**..... 1,800  
**Head Coach**..... Joe Anders  
**Alma Mater**..... Arkansas-Monticello  
**Record at Sacramento**..... 50-45 (3)  
**Overall Record**..... 50-45 (3)  
**Coach's Phone**..... (916)278-6133  
**Best Time to Call**..... Mornings  
**Sports Info. Dir.**..... Jeff Minahan  
**SID Office Phone**..... (916) 278-6896  
**SID Home Phone**..... (916) 922-2902  
**1989-90 Record**..... 15-16  
**Conference Record**..... 4-6 (5th)  
**Series vs. UNA**..... 0-0  
**Lettermen Lost**..... 1  
**Lettermen Returning**..... 11  
**Starters Returning**..... 5  
**Top Returnees:**Tim Little 6-7 C, Mike  
 Kane 6-5 G, Greg Ballard 6-4 F



### 1990-91 SCHEDULE

Nov. 17-18 at First Federal/Pepsi Tournament  
 Nov. 20 at Cal Poly Pomona  
 Nov. 23 Humboldt State  
 Nov. 24 Metro State  
 Nov. 27 CSU Hayward  
 Dec. 1 CSU Los Angeles  
 Dec. 5 UC Davis  
 Dec. 7 at CSU Bakersfield  
 Dec. 11 at Washington State  
 Dec. 15 Cal Poly Pomona  
 Dec. 17 UC Riverside  
 Dec. 21 Cal Poly SLO  
 Dec. 27-28 Capitol City Classic  
 Jan. 4 at CSU Hayward  
 Jan. 7 at San Francisco State  
 Jan. 14 at Chaminade Univ.  
 Jan. 17 at Seattle Pacific  
 Jan. 22 Grank Canyon Univ.  
 Jan. 26 at CSU Northridge  
 Jan. 30 at UC Davis  
 Feb. 2 Chaminade Univ.  
 Feb. 9 at Metro State  
 Feb. 11 at So. Utah State  
 Feb. 16 Seattle Pacific Univ.  
 Feb. 19 at Grand Canyon Univ.  
 Feb. 23 at U.S. International Univ.

## JOHNSON C. SMITH

**First Federal/Pepsi Tournament  
Nov. 17-18 - Florence, Al.**

**Location**..... Charlotte, N.C.  
**Enrollment**..... 1,326  
**President**..... Dr. Robert L. Albright  
**Athletic Director**..... Horace Small  
**Colors**..... Blue and Gold  
**Nickname**..... Golden Bulls  
**Conference**..... CIAA  
**Affiliation**..... NCAA Division II  
**Arena**..... Brayboy Gymnasium  
**Capacity**..... 3,200  
**Head Coach**..... Steve Joyner  
**Alma Mater**..... Johnson C. Smith  
**Record at JC Smith**..... 36-47 (3)  
**Overall Record**..... 36-47 (3)  
**Coach's Phone**..... (704) 378-1206  
**Best Time to Call**..... Mornings  
**Sports Info. Dir.**..... Scott Scheer  
**SID Office Phone**..... (704) 378-1025  
**SID Home Phone**..... (704) 523-1656  
**1989-90 Record**..... 16-12  
**Conference Record**..... 10-9  
**Series vs. UNA**..... 0-0  
**Lettermen Lost**..... 2  
**Lettermen Returning**..... 9  
**Starters Returning**..... 5  
**Top Returnees:**Columbus Parker 6-0 G,  
 Reginald Torrence 6-3 G, Mark Sherrill 6-5  
 F.



### 1990-91 SCHEDULE

Nov. 17-18 at First Federal/Pepsi Tournament  
 Nov. 21 Barber-Scotia  
 Nov. 24 at Shaw  
 Nov. 26 Elizabeth City  
 Nov. 28 at Bowie State  
 Dec. 3 Hampton  
 Dec. 5 at Virginia State  
 Dec. 8 at Virginia Union  
 Jan. 3 Shaw  
 Jan. 5 at Livingstone  
 Jan. 9 at North Carolina Central  
 Jan. 14 at St. Augustine's  
 Jan. 16 Livingstone  
 Jan. 19 at Queens  
 Jan. 21 Norfolk State  
 Jan. 23 at Barber Scotia  
 Jan. 24 Paine  
 Jan. 26 at Winston-Salem State  
 Jan. 28 at Benedict  
 Jan. 31 Fayetteville State  
 Feb. 3 at St. Paul's  
 Feb. 6 North Carolina Central  
 Feb. 9 Winston-Salem State  
 Feb. 13 St. Augustine's  
 Feb. 16 at Fayetteville State



# 1990-91 Opponents

## NEW FACES:

A total of 10 schools on UNA's 1990-91 schedule have never appeared on the Lions' slate before. Belhaven, DeVry Institute, Florida Tech, Johnson C. Smith, Kutztown, Morehouse, Murray State, California State-Sacramento, Texas A&I and Virginia Union are all new to the Lion basketball program.

## 11 STATES ON SCHEDULE:

Schools from 11 different states are represented on the Lions' 1990-91 schedule with Alabama leading the way with five schools. There are also teams from California, Florida, Georgia, Kentucky, North Carolina, Pennsylvania, Mississippi, Tennessee, Texas and Virginia.

## UNA AGAINST 1990-91 FOES:

Against the 11 schools on UNA's 1990-91 schedule that the Lions have played before, UNA has posted a 264-206 record. UNA has a winning record against six of the schools and is even with another.

## IN THE FINAL FOUR:

Three Gulf South Conference members, in addition to the University of North Alabama, have made it to the NCAA Division II Final Four, with all doing so in the last five seasons. The Jacksonville State Gamecocks advanced to the Final Four in 1985 and went on to the National Championship. That marked the first time another GSC school besides UNA had reached that plateau. The Lions made their first Final Four trip in 1977 and went back to win the Division II National Championship in 1979. UNA returned to the Final Four in 1980 and again in 1984. Delta State went to the Final Four in 1986-87, Troy State in 1987-88 and Jacksonville State again in 1988-89. All three lost in the semifinals.

## VETERAN COACHES:

When it comes to seniority among Gulf South Conference basketball coaches at their schools, Valdosta State's James Dominey leads the way, having been with the Blazers for 19 seasons. Jacksonville State's Bill E. Jones is in his 17th season at JSU.

## THE FIRST VICTIM:

North Alabama posted its first win of the modern basketball era over Troy State University, 47-28.

## TAKING IT ON THE CHIN:

The Livingston Tigers have been the victim of more UNA victories than any other team. UNA has a 55-27 record against Livingston in a series that dates back to 1949. The LU series is the longest continuous series for UNA. The two have met at least once every season since 1952.



## THE MOST MEETINGS:

Arch-rival Jacksonville State has been the opponent for more UNA basketball games than any other squad. The two teams have met 84 times since 1949, with JSU holding a 49-35 lead in the series. The two have met in post-season play four times, all in the GSC Tournament. UNA is 2-0 in GSC title games against the Gamecocks, and JSU is 2-0 in early round games against UNA.

## LIONS VS. DIVISION I:

UNA's January 2 meeting with Murray State will be the Lions' only battle with an NCAA Division I school this season. Against Division I schools the Lions have an all-time 13-63 record. UNA is 0-14 against Southeastern Conference schools, 0-1 against the Southwest Conference, 11-34 against the Ohio Valley Conference and 2-14 against other Division I schools. In the Ohio Valley, UNA has played Middle Tennessee (5-12), Tennessee Tech (1-1) and Austin Peay (5-21).

## CALIFORNIA DREAMING:

Should the Lions meet California State-Sacramento in the First Federal/Pepsi Tipoff Tournament it will mark the fourth time a UNA squad would have faced a California school - with the other three meetings all coming in the NCAA Quarterfinals and all at home. UNA beat Cal Poly at San Luis Obispo in 1976-77, 67-64; then beat California-Riverside 76-69 in the 1979-80 quarterfinal. In 1983-84 UNA beat San Francisco State 76-68 at Flowers Hall to advance to the Final Four.

## 15 GAMES IN FLOWERS:

The Lions will play 15 games at home in Flowers Hall this season, which is good news for the Lions and bad news for the opponents. UNA has posted an all-time 203-51 record in Flowers Hall for a 79 percent winning percentage. The Lions were 14-2 at home last season and are 25-5 at home under Gary Elliott.



## VIRGINIA UNION

Nov. 23-24 - Richmond, Va.

**Location**..... Richmond, VA  
**Enrollment**..... 1285  
**President**..... Dr. S. Dallas Simmons  
**Athletic Director**..... James F. Battle  
**Colors**..... Maroon/Steel  
**Nickname**..... Panthers  
**Conference**..... CIAA  
**Affiliation**..... NCAA Division II  
**Arena**..... Arthur Ashe Center  
**Capacity**..... 6,000  
**Head Coach**..... Dave Robbins  
**Alma Mater**... Catawba College (1965)  
**Record at VUU**..... 287-79 (12)  
**Overall Record**..... 287-79 (12)  
**Coach's Phone**..... (804) 257-5790  
**Best Time to Call**..... Mornings  
**Sports Info. Dir.**..... Paul T. Williams  
**SID Office Phone**..... (804) 267-5840  
**1989-90 Record**..... 27-4  
**Series vs. UNA**..... 0-0  
**Lettermen Lost**..... 3  
**Lettermen Returning**..... 4  
**Starters Returning**..... 2  
**Top Returnees:**Nathan Byrd, 6-8 F; Carl Martin, 6-1 G



## 1990-91 SCHEDULE

Nov. 17 New York Tech  
Nov. 23-24 VUU Thanksgiving Tournament  
Nov. 27 at Livingstone  
Nov. 28 at Winston-Salem  
Nov. 30 at Jacksonville St. Tournament  
Dec. 1 at Jacksonville St. Tournament  
Dec. 5 Cheyney State  
Dec. 7 Virginia State  
Dec. 8 Johnson C. Smith  
Jan. 2 at N.C. Central  
Jan. 8 District of Columbia  
Jan. 10 Fayetteville State  
Jan. 12 at Elizabeth City State  
Jan. 17 Bowie State  
Jan. 19 Hampton University  
Jan. 22 Shaw University  
Jan. 24 at Norfolk State  
Jan. 26 at Hampton University  
Jan. 29 St. Paul's College  
Jan. 30 at Virginia State  
Feb. 2 at Bowie State  
Feb. 7 At. Augustine's College  
Feb. 9 Norfolk State  
Feb. 11 at St. Paul's College  
Feb. 13 Elizabeth City State  
Feb. 16 at District of Columbia  
Feb. 20-23 CIAA Tournament



# 1990-91 Opponents

## KUTZTOWN

Nov. 23-24 - Richmond, Va.

**Location**..... Kutztown, Pa.  
**Enrollment**..... 7,000  
**President**..... David E. McFarland  
**Athletic Director**..... Irv Hess  
**Colors**..... Maroon and Gold  
**Nickname**..... Golden Bears  
**Conference**..... PSAC  
**Affiliation**..... NCAA Division II  
**Arena**..... Keystone Hall  
**Capacity**..... 4,000  
**Head Coach**..... Bill Witney  
**Alma Mater**..... Adam State  
**Record at KU**..... 74-89 (6)  
**Overall Record**..... 74-89 (6)  
**Coach's Phone**..... (215) 683-4182  
**Best Time to Call**..... Mornings  
**Sports Info. Dir.**..... Pete Katsafanas  
**SID Office Phone**..... (215) 683-4182  
**SID Home Phone**..... (215) 683-3846  
**1989-90 Record**..... 8-19  
**Conference Record**..... 2-10  
**Series vs. UNA**..... 0-0  
**Lettermen Lost**..... 6  
**Lettermen Returning**..... 4  
**Starters Returning**..... 1  
**Top Returnees:**Lock Jenn 6-1 G



### 1990-91 SCHEDULE

Nov. 16 Edinboro Tournament  
 Nov. 20 Philadelphia Textile  
 Nov. 23 Virginia Union Tournament  
 Nov. 29 Lincoln  
 Dec. 3 Lock Haven  
 Dec. 6 Franklin Pierce  
 Dec. 8 Dowling  
 Dec. 12 Southampton  
 Dec. 14 Buffalo  
 Dec. 15 Gannon  
 Jan. 19 Millersville  
 Jan. 21 East Stroudsburg  
 Jan. 23 Mansfield  
 Jan. 26 Pitt-Johnstown  
 Jan. 28 C. W. Post  
 Jan. 30 West Chester  
 Feb. 2 Cheyney  
 Feb. 6 Bloomsburg  
 Feb. 9 Millersville  
 Feb. 11 East Stroudsburg  
 Feb. 13 Mansfield  
 Feb. 16 Pitt-Johnstown  
 Feb. 20 West Chester  
 Feb. 23 Cheyney  
 Feb. 27 Bloomsburg

## FLORIDA TECH

Nov. 23-24 - Richmond, Va.

**Location**..... Melbourne, Florida  
**Enrollment**..... 2,600  
**President**..... Dr. Lynn Weaver  
**Athletic Director**..... William K. Jurgens  
**Colors**..... Crimson and Silver  
**Nickname**..... Panthers  
**Conference**..... Sunshine State  
**Affiliation**..... NCAA Division II  
**Arena**..... Hedgecock Gymnasium  
**Capacity**..... 1,400  
**Head Coach**..... Tom Folliard  
**Alma Mater**..... Providence, 1962  
**Record at FIT**..... 101-67 (6)  
**Overall Record**..... 376-224  
**Coach's Phone**..... (407) 768-8000  
**Best Time to Call**..... 9 a.m.-noon  
**Sports Info. Dir.**..... Emily Painter  
**SID Office Phone**(407) 768-8000, x.7199  
**SID Home Phone**..... (407) 984-8529  
**1989-90 Record**..... 26-4  
**Conference Record**..... 11-2  
**Series vs. UNA**..... 0-0  
**Lettermen Lost**..... 2  
**Lettermen Returning**..... 7  
**Starters Returning**..... 3  
**Top Returnees:**Chris Rose, Astley Smith, Dwight Walton



### 1990-91 SCHEDULE

Nov. 17 Nova University  
 Nov. 19 Seattle Pacific  
 Nov. 28 at Florida Atlantic  
 Dec. 1 at St. Thomas University  
 Dec. 12 Armstrong State  
 Dec. 15 Florida Atlantic  
 Dec. 17 St. Thomas Aquinas  
 Dec. 28 Maine-Farmington  
 Dec. 29 Milwaukee School of Engineering  
 Dec. 31 Illinois Wesleyan  
 Jan. 4-5 Florida Today/McDonnell Douglas Classic  
 Jan. 9 St. Thomas University  
 Jan. 19 at Rollins College  
 Jan. 23 St. Leo College  
 Jan. 26 Eckerd College  
 Jan. 30 at University of Tampa  
 Feb. 2 Barry University  
 Feb. 6 at Florida Southern  
 Feb. 9 Rollins College  
 Feb. 13 at St. Leo College  
 Feb. 16 at Eckerd College  
 Feb. 20 University of Tampa  
 Feb. 23 at Barry University  
 Feb. 27 Florida Southern  
 Mar. 2 Ferris State

## ATHENS STATE

Nov. 29 - Athens, Ala.  
Dec. 15 - Florence, Ala.

**Location**..... Athens, Alabama  
**Enrollment**..... 1,200  
**President**..... Dr. James Chasteen  
**Athletic Director**..... Harold Murrell  
**Colors**..... Royal Blue and White  
**Nickname**..... Bears  
**Conference**..... Independent  
**Affiliation**..... NAIA District 27  
**Arena**..... Carter P.E. Center  
**Capacity**..... 2,500  
**Head Coach**..... Harold Murrell  
**Alma Mater**..... Athens State (1964)  
**Record at ASC**..... 197-121 (11 years)  
**Overall Record**..... 299-181 (18 years)  
**Coach's Phone**..... (205) 233-8279  
**Best Time to Call**..... 1-3 p.m.  
**Sports Info. Dir.**..... Barry DeVine  
**SID Office Phone**..... (205) 233-8279  
**SID Home Phone**..... (205) 233-8185  
**1989-90 Record**..... 15-13  
**Series vs. UNA**..... 22-22  
**Lettermen Lost**..... 10  
**Lettermen Returning**..... 3  
**Starters Returning**..... 2  
**Top Returnees:**Darryl Wilson 6-0 G, Edward Daniels 6-6 C



### 1990-91 SCHEDULE

Nov. 19 North Georgia  
 Nov. 23-24 WZYP Tournament  
 Nov. 27 at North Georgia  
 Nov. 29 North Alabama  
 Dec. 1 Alabama-Huntsville  
 Dec. 4 at Jacksonville State  
 Dec. 12 at Selma University  
 Dec. 15 at North Alabama  
 Dec. 17 Lincoln Memorial  
 Jan. 3-5 at Mobile Tournament  
 Jan. 10 at Faulkner  
 Jan. 12 at Auburn-Montgomery  
 Jan. 16 Jacksonville State  
 Jan. 19 Talladega  
 Jan. 24 at Montevallo  
 Jan. 26 at Birmingham-Southern  
 Jan. 31 Selma University  
 Feb. 2 Auburn-Montgomery  
 Feb. 4 Tennessee Temple  
 Feb. 7 Faulkner  
 Feb. 9 Birmingham-Southern  
 Feb. 14 Montevallo  
 Feb. 16 at Tennessee Temple  
 Feb. 18 at Lincoln Memorial  
 Feb. 21 at Alabama-Huntsville  
 Feb. 23 at Talladega  
 Feb. 28 District 27 Playoffs



# 1990-91 Opponents

## BELHAVEN COLLEGE

Dec. 1 - Florence, Ala.

**Location** ..... Jackson, MS.  
**Enrollment** ..... 1,000  
**President** ..... Newton Wilson  
**Athletic Director** ..... Dr. Wes Busbee  
**Colors** ..... Green & Gold  
**Nickname** ..... Blazers  
**Conference** ..... GCAC  
**Affiliation** ..... NCAA Division II  
**Arena** ..... Heidberg  
**Capacity** ..... 1,500  
**Head Coach** ..... Lennie Acuff  
**Alma Mater** ..... Shorter College  
**Record at Belhaven** ..... 0-0  
**Overall Record** ..... 0-0  
**Coach's Phone** ..... (601) 968-5936  
**Best Time to Call** ..... Mornings  
**1989-90 Record** ..... 8-22  
**Conference Record** ..... 4-12 (7th)  
**Series vs. UNA** ..... 0-0  
**Lettermen Lost** ..... 0  
**Lettermen Returning** ..... 7  
**Starters Returning** ..... 5  
**Top Returnees:** Thomas Summerhill 6-5 F, Preston Powell 6-0 G, Michael Coleman 6-6 F



### 1990-91 SCHEDULE

Nov. 9-10 at Georgia Classic  
 Nov. 16 Berry College  
 Nov. 17 Freed-Hardeman  
 Nov. 20 Delta State  
 Nov. 23 at Athens State Thanksgiving Tourney  
 Nov. 29 at Freed-Hardeman  
 Dec. 1 at North Alabama  
 Dec. 4-5 at Denominational Tournament  
 Dec. 7-8 at Faulkner University Tournament  
 Dec. 10 Mississippi College  
 Jan. 9 at Lambuth  
 Jan. 12 Spring Hill  
 Jan. 14 at William Carey  
 Jan. 17 at Dillard  
 Jan. 24 Louisiana College  
 Jan. 26 Tougaloo College  
 Jan. 28 Mobile College  
 Jan. 31 at Xavier University  
 Feb. 2 at Southern University of New Orleans  
 Feb. 4 William Carey  
 Feb. 7 at Mobile  
 Feb. 9 at Spring Hill  
 Feb. 14 at Mississippi College  
 Feb. 16 Southern University of New Orleans  
 Feb. 18 Dillard  
 Feb. 21 Xavier  
 Feb. 23 at Tougaloo  
 Feb. 25 at Louisiana

## SHORTER COLLEGE

Dec. 8 - Florence, Ala.

**Location** ..... Rome, GA  
**Enrollment** ..... 750  
**President** ..... Dr. James D. Jordan  
**Athletic Director** ..... Richard Cowan  
**Colors** ..... Blue and White  
**Nickname** ..... Hawks  
**Conference** ..... GIAC  
**Affiliation** ..... NAIA  
**Arena** ..... Memorial Gymnasium  
**Capacity** ..... 2500  
**Head Coach** ..... Pat Bryant  
**Alma Mater** ..... West Georgia  
**Record at SC** ..... 19-43 (2 years)  
**Overall Record** ..... 19-43 (2 years)  
**Coach's Phone** ..... (404) 291-2121  
**Best Time to Call** ..... Mornings  
**Sports Info. Dir.** ..... Mike Jones  
**SID Office Phone** ..... (404)291-2121  
**1989-90 Record** ..... 13-18  
**Series vs. UNA** ..... 1-6  
**Lettermen Lost** ..... 3  
**Lettermen Returning** ..... 7  
**Starters Returning** ..... 2  
**Top Returnees:** Chris Karas 6-5 F, Larry Ingram 6-4 F



### 1990-91 SCHEDULE

Nov. 9-10 Rome Classic  
 Nov. 13 at Talladega College  
 Nov. 20 Kennesaw State  
 Nov. 24 Oglethorpe  
 Nov. 26 at Clayton  
 Nov. 29 at Flagler  
 Dec. 1 at Embry Riddle  
 Dec. 5 at Brewton-Parker  
 Dec. 8 at North Alabama  
 Jan. 7 DeVry Institute  
 Jan. 9 at Georgia College  
 Jan. 12 Southern Tech  
 Jan. 16 at North Georgia  
 Jan. 19 Georgia Southwestern  
 Jan. 21 Berry  
 Jan. 23 Piedmont  
 Jan. 26 at Kennesaw  
 Jan. 28 at LaGrange  
 Feb. 2 at Southern Tech  
 Feb. 4 at Piedmont  
 Feb. 6 North Georgia  
 Feb. 9 at Georgia Southwestern  
 Feb. 11 Brewton-Parker  
 Feb. 16 at Berry College  
 Feb. 20 LaGrange  
 Feb. 23 at Oglethorpe  
 Feb. 25 Clayton State

## MURRAY STATE

Jan. 2 - Murray, Ky.

**Location** ..... Murray, Ky.  
**Enrollment** ..... 8,000  
**President** ..... Dr. Ronald J. Kurth  
**Athletic Director** Michael D. Strickland  
**Colors** ..... Blue & Gold  
**Nickname** ..... Racers  
**Conference** ..... Ohio Valley  
**Affiliation** ..... NCAA Division I  
**Arena** ..... Racer Arena  
**Capacity** ..... 5,500  
**Head Coach** ..... Steve Newton  
**Alma Mater** ..... Indiana State (1963)  
**Record at Murray** ..... 92-56 (5 years)  
**Overall Record** ..... 92-56 (5 years)  
**Coach's Phone** ..... (502) 762-6804  
**Best Time to Call** ..... 10-noon weekdays  
**Sports Info. Dir.** ..... Craig Bohnert  
**SID Office Phone** ..... (502) 762-4270  
**SID Home Phone** ..... (502) 753-9305  
**1989-90 Record** ..... 21-9  
**Conference Record** ..... 10-2 (1st)  
**Series vs. UNA** ..... 0-0  
**Lettermen Lost** ..... 4  
**Lettermen Returning** ..... 7  
**Starters Returning** ..... 3  
**Top Returnees:** Frank Allen, Popeye Jones, Paul King



### 1990-91 SCHEDULE

Nov. 13 Australia National Team  
 Nov. 17 Fort Campbell  
 Nov. 21-23 at Puerto Rico Tourney  
 Nov. 28 Georgia Southern  
 Dec. 1 Western Kentucky  
 Dec. 4 at Memphis State  
 Dec. 7-8 at Arkansas State Tourney  
 Dec. 15 at Southern Illinois  
 Dec. 17 Prairie View A&M  
 Dec. 21-22 at Wright State Tourney  
 Dec. 28-29 at BMA Insurance Co. Tourney  
 Jan. 2 North Alabama  
 Jan. 5 Austin Peay  
 Jan. 8 at Georgia Southern  
 Jan. 12 IUPUI-Indianapolis  
 Jan. 14 at Middle Tennessee State  
 Jan. 19 Tennessee State  
 Jan. 21 Tennessee Tech  
 Jan. 26 at Morehead State  
 Jan. 28 at Eastern Kentucky  
 Feb. 2 at Austin Peay  
 Feb. 4 at Prairie View A&M  
 Feb. 9 Eastern Kentucky  
 Feb. 11 Morehead State  
 Feb. 16 at Tennessee Tech  
 Feb. 18 at Tennessee State  
 Feb. 23 Middle Tennessee State



# 1990-91 Opponents

## DEVRY INSTITUTE

Jan. 3 - Florence, Al.

**Location** ..... Decatur, Ga.  
**Enrollment** ..... 3,000  
**President** ..... Ron Bush  
**Athletic Director** ..... Denny Sawyer  
**Colors** ..... Navy-Grey  
**Nickname** ..... Hoyas  
**Conference** ..... Independent  
**Affiliation** ..... NAIA  
**Arena** ..... Decatur Rec. Center  
**Capacity** ..... 2,000  
**Head Coach** ..... George Trawick  
**Alma Mater** ..... Alabama State  
**Record at DeVry** ..... 32-15  
**Overall Record** ..... 52-39  
**Coach's Phone** ..... (404) 292-7900  
**Best Time to Call** ..... Morning  
**Sports Info. Dir.**  
**SID Office Phone** ..... (404) 292-7900  
**1989-90 Record** ..... 15-14  
**Conference Record** .....  
**Series vs. UNA** ..... 0-0  
**Lettermen Lost** ..... 1  
**Lettermen Returning** ..... 3  
**Starters Returning** ..... 3  
**Top Returnees:** Darren Daniel, Joe Stafford, Gerald Townes



### 1990-91 SCHEDULE

Nov. 3 at Brewton Parker College  
 Nov. 5 Phillips College  
 Nov. 7 at Birmingham Southern  
 Nov. 9 at Berry College  
 Nov. 10 at Shorter College  
 Nov. 14 at Kennesaw College  
 Nov. 16 at Columbus College  
 Nov. 17 at Southern College of Tech.  
 Nov. 23-24 at Armstrong State Tournament  
 Nov. 30-Dec. 1 at Roger Taylor Tournament  
 Dec. 5 at Clayton State College  
 Dec. 7-8 at Berry College Classic  
 Dec. 10 at Columbus College  
 Dec. 15 at West Georgia College  
 Dec. 28-29 at West Georgia Tournament  
 Jan. 3 at University of North Alabama  
 Jan. 4-5 at Birmingham Southern Tournament  
 Jan. 7 Shorter College  
 Jan. 12 at Lincoln Memorial University  
 Jan. 19 at Tennessee Temple University  
 Jan. 20 at University of the South  
 Jan. 22 Talladga College  
 Jan. 29 Tennessee Temple University  
 Feb. 2 at Maryville College  
 Feb. 8 Team Georgia Blazers  
 Feb. 13 Clayton State  
 Feb. 15 at Troy State University  
 Feb. 16 at Talladga College  
 Feb. 22 Kennesaw College  
 Feb. 23 at Valdosta State College  
 Feb. 24 Claflin College  
 Feb. 25 at Georgia Southwestern

## ALABAMA HUNTSVILLE

Jan. 17 - Huntsville, Al.

**Location** ..... Huntsville, Alabama  
**Enrollment** ..... 6,000  
**President** ..... To Be Announced  
**Athletic Director** ..... Paul Brand  
**Colors** ..... Royal Blue and White  
**Nickname** ..... Chargers  
**Conference** ..... Independent  
**Affiliation** ..... NCAA Division II  
**Arena** ..... Spragins Hall  
**Capacity** ..... 2,800  
**Head Coach** ..... Joe Baker  
**Alma Mater** ..... Montclair State  
**Record at UAH** ..... 11-17 (1)  
**Overall Record** ..... 25-85 (5)  
**Coach's Phone** ..... (205) 895-6144  
**Best Time to Call** ..... Mornings  
**Sports Info. Dir.** ..... Julie Woltjen  
**SID Office Phone** ..... (205) 895-6144  
**SID Home Phone** ..... (205) 772-8032  
**1989-90 Record** ..... 11-17  
**Series vs. UNA** ..... 0-12  
**Lettermen Lost** ..... 4  
**Lettermen Returning** ..... 8  
**Starters Returning** ..... 2  
**Top Returnees:** Mike Morris 6-2 G, Jackie Cunigan 6-5 F



### 1990-91 SCHEDULE

Nov. 20 Lambuth College  
 Nov. 23 Arby's Thanksgiving Tournament  
 Nov. 24 Arby's Thanksgiving Tournament (UAH, Berry, Columbus, Longwood)  
 Nov. 27 Livingston  
 Dec. 1 at Athens State  
 Dec. 7 at Berry College Tournament  
 Dec. 8 at Berry College Tournament (UAH, Berry, DeVry, Tenn. Temple)  
 Dec. 15 Cumberland  
 Dec. 18 at Montevallo  
 Jan. 1 at Tampa  
 Jan. 2 at Florida Southern  
 Jan. 4 Barry University Tournament  
 Jan. 5 Barry University Tournament (UAH, Barry, Lenoir-Rhyne, S.C.Spartanburg)  
 Jan. 10 at Livingston  
 Jan. 12 at Columbus College  
 Jan. 17 North Alabama  
 Jan. 19 Lincoln-Memorial  
 Jan. 24 Faulkner  
 Jan. 26 at Newberry  
 Jan. 28 at Wofford  
 Feb. 2 at Lincoln Memorial  
 Feb. 7 at Jacksonville State  
 Feb. 9 Columbus College  
 Feb. 14 at Faulkner  
 Feb. 16 Newberry  
 Feb. 18 Alabama A&M  
 Feb. 21 Athens State  
 Feb. 23 Wofford

## MOREHOUSE

Feb. 2 - Florence, Al.

**Location** ..... Atlanta, Ga.  
**Enrollment** ..... 2,700  
**President** ..... Dr. Leroy Keith  
**Athletic Director** Arthur J. McAfee, Jr.  
**Colors** ..... Blue & Gold  
**Nickname** ..... Maroon Tigers  
**Conference** ..... SIAC  
**Affiliation** ..... NCAA Division II  
**Arena** ..... Archer Hall  
**Capacity** ..... 2,800  
**Head Coach** ..... Arthur J. McAfee  
**Alma Mater** ..... Wichita State  
**Record at Morehouse** ..... **302-327 (25)**  
**Overall Record** ..... 355-393 (30)  
**Coach's Phone** ..... (404) 681-2800  
**Best Time to Call** ..... Mornings  
**Sports Info. Dir.** ..... James Nix  
**SID Office Phone** ..... (404) 681-2800  
**SID Home Phone** ..... (404) 987-1101  
**1989-90 Record** ..... 26-7  
**Conference Record** ..... 14-3 (1st)  
**Series vs. UNA** ..... 0-0  
**Lettermen Lost** ..... 3  
**Lettermen Returning** ..... 9  
**Starters Returning** ..... 3  
**Top Returnees:** David Dada 6-5 F, Stewart Watkins 6-8 C, Harold Ellis 6-5 F, Roderick Stubbs 6-6 F



### 1990-91 SCHEDULE

Nov. 16 at Lane College  
 Nov. 17 at LeMoyne Owen  
 Nov. 23-24 at Norfolk State Tourney  
 Nov. 27 Fisk University  
 Nov. 30 at Tom Roberson/Coca-Cola Classic  
 Dec. 4 Clark-Atlanta  
 Dec. 7 Savannah State  
 Dec. 15 Miles College  
 Dec. 18 at Dillard University  
 Dec. 20 Xavier University  
 Jan. 3 Tuskegee University  
 Jan. 10 Xavier University  
 Jan. 14 at Winston-Salem State  
 Jan. 19 at Tuskegee University  
 Jan. 21 at Fort Valley State  
 Jan. 24 Alabama A&M University  
 Jan. 30 Albany State College  
 Feb. 2 North Alabama  
 Feb. 5 Emory University  
 Feb. 9 at Alabama A&M  
 Feb. 14 Fort Valley State  
 Feb. 18 at Paine  
 Feb. 23 LeMoyne Owen  
 Feb. 27 Morris Brown College  
 Mar. 1 at Miles College



# 1990-91 Opponents

## MISSISSIPPI COLLEGE

**Dec. 20 - Clinton, Ms.  
Feb. 28 - Florence, Al.**

**Location** . . . . . Clinton, Mississippi  
**Enrollment** . . . . . 3,800  
**President** . . . . . Dr. Lewis Nobles  
**Athletic Director** . . . . . John Williams  
**Colors**  
**Nickname** . . . . . Choctaws  
**Conference** . . . . . Gulf South  
**Affiliation** . . . . . NCAA Division II  
**Arena** . . . . . Golden Dome  
**Capacity** . . . . . 3,600  
**Head Coach** . . . . . Mike Jones  
**Alma Mater** . . . . . Mississippi College (1975)  
**Record at MC** . . . . . 39-16 (2)  
**Overall Record** . . . . . 151-36 (6)  
**Coach's Phone** . . . . . (601) 925-3000  
**Best Time to Call** . . . . . Mornings  
**Sports Info. Dir.** . . . . . Norman Gough  
**SID Office Phone** . . . . . (601) 925-3255  
**SID Home Phone** . . . . . (601) 924-5115  
**1989-90 Record** . . . . . 21-7  
**Conference Record** . . . . . 12-4 (2nd)  
**Series vs. UNA** . . . . . 10-21  
**Lettermen Lost** . . . . . 7  
**Lettermen Returning** . . . . . 5  
**Starters Returning** . . . . . 1  
**Top Returnees:** Jimmy Cavett 6-5, F,  
Donald Green 6-6 C/F, Chris Thurman 6-0,  
G



### 1990-91 SCHEDULE

Nov. 23-24 Fort Hays State Classis  
Nov. 26 Baptist Christian  
Nov. 27 at Arkansas  
Dec. 1 Alcorn State  
Dec. 3-4 Denominational Tourney  
Dec. 10 at Belhaven  
Dec. 15 at William Carey  
Dec. 20 North Alabama  
Dec. 22 Tennessee-Martin  
Jan. 5 at Valdosta State  
Jan. 7 at Troy State  
Jan. 10 William Carey  
Jan. 12 Livingston  
Jan. 19 at West Georgia  
Jan. 21 at Jacksonville State  
Jan. 28 Delta State  
Feb. 2 Valdosta State  
Feb. 4 Troy State  
Feb. 11 at Livingston  
Feb. 14 Belhaven  
Feb. 16 West Georgia  
Feb. 18 Jacksonville State  
Feb. 25 at Tennessee-Martin  
Feb. 27 at North Alabama



**Mike Jones**  
Mississippi College



**Tom Hancock**  
Tennessee-Martin

## TENNESSEE MARTIN

**Jan. 7 - Florence, Al.  
Feb. 4 - Martin, Tn.**

**Location** . . . . . Martin, Tenn.  
**Enrollment** . . . . . 5,372  
**President** . . . . . Dr. Margaret N. Perry  
**Athletic Director** . . . . . Don McLeary  
**Colors** . . . . . Royal Blue, Orange and White  
**Nickname** . . . . . Pacers  
**Conference** . . . . . Gulf South  
**Affiliation** . . . . . NCAA Division II  
**Arena** . . . . . Pacer Arena  
**Capacity** . . . . . 7,000  
**Head Coach** . . . . . Tom Hancock  
**Alma Mater** . . . . . Bowling Green (1967)  
**Record at UTM** . . . . . 126-100  
**Overall Record** . . . . . 126-100  
**Coach's Phone** . . . . . (901) 587-7663  
**Best Time to Call** . . . . . Mornings  
**Sports Info. Dir.** . . . . . Lee Willmot  
**SID Office Phone** . . . . . (901) 587-7630  
**SID Home Phone** . . . . . (901) 587-9811  
**1989-90 Record** . . . . . 10-17  
**Conference Record** . . . . . 6-10 (tie 6th)  
**Series vs. UNA** . . . . . 22-27  
**Lettermen Lost** . . . . . 2  
**Lettermen Returning** . . . . . 9  
**Starters Returning** . . . . . 5  
**Top Returnees:** Shannon Redmon 16.3,  
Marcus Nelson 11.1



### 1990-91 SCHEDULE

Nov. 16-17 at Alaska-Anchorage  
Nov. 19-20 at Alaska-Fairbanks  
Nov. 24 Rhodes  
Nov. 27 Christian Brothers  
Dec. 1 at Southeast Missouri  
Dec. 6 Lambuth  
Dec. 10 Rust  
Dec. 20 at Delta State  
Dec. 22 at Mississippi College  
Jan. 5 St. Louis Christian  
Jan. 7 at North Alabama  
Jan. 10 Lane  
Jan. 12 Troy State  
Jan. 14 Valdosta State  
Jan. 21 at Livingston  
Jan. 26 Jacksonville State  
Jan. 28 West Georgia  
Feb. 4 North Alabama  
Feb. 9 at Troy State  
Feb. 11 at Valdosta State  
Feb. 16 Livingston  
Feb. 23 at Jacksonville State  
Feb. 25 at West Georgia  
Feb. 28 Delta State  
Mar. 2 Mississippi College



# 1990-91 Opponents

## VALDOSTA STATE

Jan. 12 - Florence, Ala.  
Feb. 9 - Valdosta, GA.

**Location**..... Valdosta, Ga.  
**Enrollment**..... 5,700  
**President**..... Dr. Hugh C. Bailey  
**Athletic Director**..... Tommy Thomas  
**Colors**..... Red & Black  
**Nickname**..... Blazers  
**Conference**..... Gulf South  
**Affiliation**..... NCAA Division II  
**Arena**..... P.E. Complex  
**Capacity**..... 3,000  
**Head Coach**..... James Dominey  
**Alma Mater**..... Oglethorpe (1966)  
**Record at VSC**..... 308-205  
**Overall Record**..... 308-205  
**Coach's Phone**..... (912) 333-5890  
**Best Time to Call**..... Mornings  
**Sports Info. Dir.**..... Steve Roberts  
**SID Office Phone**..... (912) 333-5890  
**SID Home Phone**..... (912) 244-6560  
**1989-90 Record**..... 12-16  
**Series vs. UNA**..... 10-9  
**Lettermen Lost**..... 6  
**Lettermen Returning**..... 5  
**Starters Returning**..... 4  
**Top Returnees:**Earl Barnett 6-3 C, Butch Shelman 5-11 G, Tommy Hayes 6-5 F



### 1990-91 SCHEDULE

Nov. 20 Shaw  
 Nov. 27 Tampa  
 Nov. 30-Dec. 1 at Georgia-Florida Doubleheader  
 Dec. 8 at West Georgia  
 Dec. 10 at Jacksonville State  
 Dec. 14-15 at Valdosta State Invitational  
 Jan. 5 Mississippi College  
 Jan. 7 Delta State  
 Jan. 12 at North Alabama  
 Jan. 14 at UT-Martin  
 Jan. 17 Albany State  
 Jan. 21 Troy State  
 Jan. 23 Armstrong State  
 Jan. 26 Livingston  
 Jan. 28 at Albany State  
 Feb. 2 at Mississippi College  
 Feb. 4 at Delta State  
 Feb. 7 at Armstrong State  
 Feb. 9 North Alabama  
 Feb. 11 UT-Martin  
 Feb. 15 Florida Atlantic  
 Feb. 18 at Troy State  
 Feb. 23 DeVry Institute  
 Feb. 25 at Livingston  
 Feb. 28 West Georgia  
 Mar. 2 Jacksonville State



James Dominey  
Valdosta State



Don Maestri  
Troy State

## TROY STATE

Jan. 14 - Florence, Al.  
Feb. 11 - Troy, Al.

**Location**..... Troy, Alabama  
**Enrollment**..... 4,400  
**President**..... Dr. Jack Hawkins  
**Athletic Director**..... Robert Earl Stewart  
**Colors**..... Cardinal, Gray & Black  
**Nickname**..... Trojans  
**Conference**..... Gulf South  
**Affiliation**..... NCAA Division II  
**Arena**..... Sartain Hall  
**Capacity**..... 3,600  
**Head Coach**..... Don Maestri  
**Alma Mater**..... Southern Miss., 1968  
**Record at WGC**..... 127-87(8)  
**Overall Record**..... 127-87(8)  
**Coach's Phone**..... (205) 566-8112  
**Best Time to Call**..... Mornings  
**Sports Info. Dir.**..... Tom Ensy  
**SID Office Phone**..... (205) 566-8112, 3229  
**SID Home Phone**..... (205) 566-2038  
**1989-90 Record**..... 22-6  
**Conference Record**..... 11-5 (3rd)  
**Series vs. UNA**..... 32-44  
**Lettermen Lost**..... 2  
**Lettermen Returning**..... 9  
**Starters Returning**..... 3  
**Top Returnees:**Charles McDonald 6-0 G, Willie Hicks 6-3, F, Calvin Aultman 6-1, G



### 1990-91 SCHEDULE

Nov. 23-24 at Southeast Mo. Tourney  
 Nov. 27 Selma University  
 Dec. 1 Miles College  
 Dec. 6 Voorhees College  
 Dec. 8 at Jacksonville State  
 Dec. 10 at West Georgia  
 Dec. 14-15 at Auburn-Montgomery Tourney  
 Jan. 3 Clark-Atlanta  
 Jan. 5 Delta State  
 Jan. 7 Mississippi College  
 Jan. 12 at Tennessee-Martin  
 Jan. 14 at North Alabama  
 Jan. 19 at Valdosta State  
 Jan. 25 at Clark-Atlanta  
 Jan. 28 Livingston  
 Feb. 2 at Delta State  
 Feb. 4 at Mississippi College  
 Feb. 9 Tennessee-Martin  
 Feb. 11 North Alabama  
 Feb. 14 Columbus  
 Feb. 15 DeVry Institute  
 Feb. 18 Valdosta State  
 Feb. 23 at Livingston  
 Feb. 28 Jacksonville State  
 Mar. 2 West Georgia



# 1990-91 Opponents

## LIVINGSTON

Jan. 19 - Livingston, Al.  
Feb. 18 - Florence, Al.

**Location**..... Livingston, Alabama  
**Enrollment**..... 1,700  
**President**..... Dr. Asa N. Green  
**Athletic Director**..... Dr. Jim Pate  
**Colors**..... Red and White  
**Nickname**..... Tigers  
**Conference**..... Gulf South  
**Affiliation**..... NCAA Division II  
**Arena**..... Pruitt Hall Gym  
**Capacity**..... 1,500  
**Head Coach**..... Rick Reedy  
**Alma Mater**..... Flagler (1977)  
**Record at LU**..... 76-86 (6)  
**Overall Record**..... 76-86 (6)  
**Coach's Phone**..... (205) 652-9661  
**Best Time to Call**..... 9-11 a.m.  
**Sports Info. Dir.**..... Dee Outlaw  
**SID Office Phone**..... (205) 652-9661  
**SID Home Phone**..... (205) 652-2221  
**1989-90 Record**..... 11-17  
**Conference Record**..... 3-13 (9th)  
**Series vs. UNA**..... 27-55  
**Lettermen Lost**..... 5  
**Lettermen Returning**..... 6  
**Starters Returning**..... 3  
**Top Returnees:** Eric Hamilton 6-6 C, Calvin Brown 5-9 G



### 1990-91 SCHEDULE

Nov. 27 at Alabama-Huntsville  
 Nov. 28 at Alabama A&M  
 Nov. 30 at Selma University  
 Dec. 1 at William Carey  
 Dec. 4 at Montevallo  
 Dec. 6 Springhill  
 Dec. 8 at Springhill  
 Jan. 3 Montevallo  
 Jan. 5 West Georgia  
 Jan. 7 Jacksonville State  
 Jan. 10 Alabama-Huntsville  
 Jan. 12 at Mississippi College  
 Jan. 14 at Delta State  
 Jan. 17 Selma University  
 Jan. 19 North Alabama  
 Jan. 21 Tennessee-Martin  
 Jan. 26 at Valdosta State  
 Jan. 28 at Troy State  
 Feb. 2 at Jacksonville State  
 Feb. 4 at West Georgia  
 Feb. 7 William Carey  
 Feb. 9 Delta State  
 Feb. 11 Mississippi College  
 Feb. 16 at Tennessee-Martin  
 Feb. 18 at North Alabama  
 Feb. 23 Troy State  
 Feb. 25 Valdosta State



**Steve Rives**  
Delta State



**Rick Reedy**  
Livingston

## DELTA STATE

Jan. 24 - Cleveland, Ms..  
Mar. 2 - Florence, Al.

**Location**..... Cleveland, Miss.  
**Enrollment**..... 3,700  
**President**..... Dr. Kent Wyatt  
**Athletic Director**..... Dr. Jim Jordan  
**Colors**..... Green and White  
**Nickname**..... Statesmen  
**Conference**..... Gulf South  
**Affiliation**..... NCAA Division II  
**Arena**.....  
**Capacity**..... 4,000  
**Head Coach**..... Steve Rives  
**Alma Mater**..... Mississippi College  
**Record at DSU**..... 59-55 (4)  
**Overall Record**..... 74-67 (5)  
**Coach's Phone**..... (601) 846-4461  
**Best Time to Call**..... Mornings  
**Sports Info. Dir.**..... Jody Corroero  
**SID Office Phone**..... (601) 846-4677  
**SID Home Phone**..... (601) 846-4133  
**1989-90 Record**..... 10-17  
**Conference Record**.....  
**Series vs. UNA**..... 25-22  
**Lettermen Lost**..... 1  
**Lettermen Returning**..... 7  
**Starters Returning**..... 3  
**Top Returnees:** Charlie Lowe 6-5 F, Kenny Dixon 6-6 F



### 1990-91 SCHEDULE

Nov. 20 at Belhaven  
 Nov. 27 Baptist Christian  
 Nov. 29 at William Carey  
 Dec. 1 Selma  
 Dec. 4 at Mississippi Valley State  
 Dec. 10 William Carey  
 Dec. 15 at Christian Brothers  
 Dec. 20 Tennessee-Martin  
 Jan. 5 at Troy State  
 Jan. 7 at Valdosta State  
 Jan. 10 Christian Brothers  
 Jan. 14 Livingston  
 Jan. 19 at Jacksonville State  
 Jan. 21 at West Georgia  
 Jan. 24 North Alabama  
 Jan. 26 Henderson State  
 Jan. 28 at Mississippi College  
 Jan. 30 Arkansas-Pine Bluff  
 Feb. 2 Troy State  
 Feb. 4 Valdosta State  
 Feb. 6 Mississippi Valley  
 Feb. 9 at Livingston  
 Feb. 16 Jacksonville State  
 Feb. 18 West Georgia  
 Feb. 21 at Arkansas-Pine Bluff  
 Feb. 25 Mississippi College  
 Feb. 28 at Tennessee-Martin  
 Mar. 2 at North Alabama



# 1990-91 Opponents

## WEST GEORGIA

Jan. 26 - Florence, Al.  
Feb. 23 - Carrollton, Ga.

**Location**..... Carrollton, Georgia  
**Enrollment**..... 6,100  
**President**..... Dr. Maurice Townsend  
**Athletic Director**.. Dr. Thomas Virgets  
**Colors**..... Red and Blue  
**Nickname**..... Braves  
**Conference**..... Gulf South  
**Affiliation**..... NCAA Division II  
**Arena**..... P.E. Building  
**Capacity**..... 3,000  
**Head Coach**..... David R. Laton  
**Alma Mater**..... UNC-Greensboro  
**Record at WGC**..... First Year  
**Overall Record**..... First Year  
**Coach's Phone**..... (404) 834-1357  
**Best Time to Call**..... Mornings  
**Sports Info. Dir.**..... Susan Hite  
**SID Office Phone**..... (404) 836-6542  
**SID Home Phone**..... (404) 834-5763  
**1989-90 Record**..... 11-17  
**Conference Record**..... 7-9 (5th)  
**Series vs. UNA**..... 6-10  
**Lettermen Lost**..... 7  
**Lettermen Returning**..... 2  
**Starters Returning**..... 2  
**Top Returnees:**Derrick Cooley 6-5, F/C,  
 Jeff Myers 6-4, G/F



### 1990-91 SCHEDULE

Nov. 16-17 at Coca-Cola Classic  
 Nov. 26 at Wofford  
 Nov. 30-Dec. 1 at Catawba Tourney  
 Dec. 8 Valdost State  
 Dec. 10 Troy State  
 Dec. 15 DeVry College  
 Dec. 28-29 Kiwanis-Ramada Inn Classic  
 Jan. 2 Armstrong State  
 Jan. 5 at Livingston  
 Jan. 10 at Albany State  
 Jan. 14 Jacksonville State  
 Jan. 19 Mississippi College  
 Jan. 21 Delta State  
 Jan. 26 at North Alabama  
 Jan. 28 at Tennessee-Martin  
 Feb. 4 Livingston  
 Feb. 11 at Jacksonville State  
 Feb. 13 Albany State  
 Feb. 16 at Mississippi College  
 Feb. 18 at Delta State  
 Feb. 23 North Alabama  
 Feb. 25 Tennessee-Martin  
 Feb. 28 at Valdosta State  
 Mar. 2 at Troy State



David Laton  
West Georgia



Bill Jones  
Jacksonville State

## JACKSONVILLE STATE

Jan. 28 - Florence, Al.  
Feb. 25 - Jacksonville, Al.

**Location**..... Jacksonville, Alabama  
**Enrollment**..... 7,000  
**President**..... Dr. Harold McGee  
**Athletic Director**..... Jerry Cole  
**Colors**..... Red and White  
**Nickname**..... Gamecocks  
**Conference**..... Gulf South  
**Affiliation**..... NCAA Division II  
**Arena**..... Pete Matthews Coliseum  
**Capacity**..... 5,500  
**Head Coach**..... Bill E. Jones  
**Alma Mater**.. Jacksonville State (1966)  
**Record at JSU**..... 312-134 (16)  
**Overall Record**..... 340-151(18)  
**Coach's Phone**..... (205) 231-5535  
**Best Time to Call**..... Mornings  
**Sports Info. Dir.**..... Mike Galloway  
**SID Office Phone**..... (205) 231-5365  
**SID Home Phone**..... (205) 435-1143  
**1989-90 Record**..... 24-5  
**Conference Record**..... 13-3 (1st)  
**Series vs. UNA**..... 49-35  
**Lettermen Lost**..... 7  
**Lettermen Returning**..... 5  
**Starters Returning**..... 1  
**Top Returnees:**Pat Maden 5-10 G, Antho-  
 ny Kingston 6-4 F



### 1990-91 SCHEDULE

Nov. 19 Lincoln Memorial  
 Nov. 24 Alabama A&M  
 Nov. 30 Tom Roberson Tourney  
 Dec. 1 Tom Roberson Tourney  
 Dec. 4 Athens State  
 Dec. 8 Troy State  
 Dec. 10 Valdosta State  
 Jan. 2 Berry  
 Jan. 4- 5 at Rollins Tourney  
 Jan. 7 at Livingston  
 Jan. 10 at Lincoln Memorial  
 Jan. 14 at West Georgia  
 Jan. 16 at Athens State  
 Jan. 19 Delta State  
 Jan. 21 Mississippi College  
 Jan. 26 at Tennessee-Martin  
 Jan. 28 at North Alabama  
 Feb. 2 Livingston  
 Feb. 7 Alabama-Huntsville  
 Feb. 11 West Georgia  
 Feb. 16 at Delta State  
 Feb. 18 at Mississippi College  
 Feb. 23 Tennessee-Martin  
 Feb. 25 North Alabama  
 Feb. 28 at Troy State  
 Mar. 2 at Valdosta State



# Scores vs. 1990-91 Opponents

<b>UA-HUNTSVILLE (12-0)</b>	1972.....62-59	1967.....107-119	1961.....80-73	1980.....69-68	1983.....63-68	1982.....92-83
1985.....58-53	1972.....71-81	1968.....88-105	1961.....76-68	1981.....69-53	1984.....77-71	1982.....79-77
1986.....66-62	1973.....83-67	1968.....65-91	1961.....90-77	1981.....51-49 (OT)	1984.....77-81	1983.....65-76
1986.....80-67	1973.....66-67	1969.....90-110	1962.....98-82	1982.....77-57	1985.....61-67	1983.....61-66
1987.....104-69	1974.....82-69	1969.....80-91	1962.....107-86	1982.....64-67	1985.....77-80	1984.....61-57
1987.....104-66	1975.....83-68	1970.....92-115	1963.....73-77	1983.....79-82	1986.....71-80	1984.....67-61
1988.....93-64	1976.....74-79	1970.....78-98	1963.....109-68	1983.....82-87	1986.....75-80	1984.....71-67 (2 OT)
1988.....66-58 (OT)	1977.....83-77	1971.....118-90	1964.....119-79	1984.....49-48	1987.....58-66	1985.....78-70
1988.....100-92	1977.....68-70	1971.....79-83 (OT)	1964.....89-107	1984.....75-71	1987.....69-76	1985.....90-81
1989.....101-60	1978.....90-85	1972.....95-110	1965.....82-84	1985.....74-50	1988.....74-83	1986.....86-84
1989.....113-87	1978.....92-91 (OT)	1972.....101-91	1965.....120-106	1985.....50-49	1988.....86-114	1986.....66-69
1990.....96-93	1979.....90-89	1973.....111-94	1966.....109-89	1986.....62-60	1988.....56-55	1987.....81-76 (OT)
1990.....104-67	1980.....93-81	1973.....78-74	1966.....108-93	1986.....85-74	1989.....98-80	1987.....77-83
	1980.....57-59	1974.....76-85	1967.....76-85	1987.....81-73	1989.....94-68	1988.....75-83
	1981.....69-64	1974.....61-67	1967.....105-91	1987.....76-73	1990.....88-63	1988.....97-79
<b>ATHENS STATE (22-22)</b>	1981.....84-89 (OT)	1975.....59-58	1968.....86-84	1988.....58-54	1990.....94-99 (OT)	1988.....79-75
1955.....65-59	1981.....98-84	1975.....77-93	1969.....80-100	1988.....96-88		1989.....81-97
1955.....75-71	1982.....54-59	1976.....66-68	1969.....84-82	1989.....84-88 (OT)	<b>TEXAS A&amp;I (First Meeting)</b>	1989.....77-91
1956.....71-55	1982.....85-61	1976.....76-69	1970.....82-111	1989.....78-74		1990.....89-84
1957.....70-71	1983.....95-68	1977.....78-90	1970.....79-96	1990.....84-81		1990.....107-102
1957.....79-52	1983.....55-39	1977.....90-75	1971.....74-75	1990.....77-83		
1962.....76-68	1984.....80-77	1978.....67-72	1971.....82-86		<b>TROY STATE (44-32)</b>	<b>VALDOSTA STATE (9-10)</b>
1962.....90-88	1984.....80-90	1978.....82-92	1971.....80-87		1949.....47-28	1979.....110-101
1963.....85-98	1985.....60-64	1979.....69-63	1971.....84-97	<b>MOREHOUSE (First Meeting)</b>	1949.....58-60	1982.....75-53
1963.....78-88	1985.....71-51	1979.....86-74	1972.....97-95		1950.....53-46	1983.....81-76
1964.....81-80	1986.....85-87	1980.....66-82	1972.....90-95	<b>MURRAY STATE (First Meeting)</b>	1950.....65-54	1983.....76-81
1964.....64-66	1986.....67-64	1980.....77-106	1973.....75-59		1951.....76-38	1984.....67-63
1965.....80-96	1987.....83-76	1981.....64-70 (OT)	1973.....87-83	<b>SACRAMENTO STATE (First Meeting)</b>	1953.....50-64	1984.....88-65
1965.....77-90	1987.....76-77 (OT)	1981.....68-63	1974.....84-68		1953.....54-53	1985.....50-57
1966.....69-84	1988.....82-69	1981.....81-70	1974.....79-75	<b>SHORTER (7-1)</b>	1954.....49-66	1985.....62-69
1967.....99-78	1988.....74-77	1982.....78-79	1975.....53-52		1954.....32-50	1985.....70-71
1967.....70-81	1989.....76-82	1982.....76-88	1975.....76-58		1956.....71-74	1986.....81-74
1968.....94-91	1989.....85-83	1982.....71-84	1976.....82-61		1956.....57-69	1986.....93-113
1968.....91-89	1990.....85-81 (OT)	1983.....83-86	1976.....74-52		1960.....74-61	1987.....72-84
1968.....60-78	1990.....85-67	1983.....61-63	1977.....59-58		1961.....88-82	1987.....86-66
1969.....82-80		1983.....66-77	1977.....70-62		1961.....89-84	1988.....65-74
1969.....74-87	<b>DEVRY INSTITUTE (First Meeting)</b>	1984.....74-75	1978.....69-72		1961.....83-63	1988.....64-65
1970.....90-94		1984.....89-88 (OT)	1978.....75-86		1962.....63-79	1989.....69-64
1970.....84-91		1984.....82-78	1979.....79-78		1962.....107-71	1989.....83-85
1971.....90-80	<b>FLORIDA TECH (First Meeting)</b>	1985.....65-71	1979.....77-78		1962.....81-61	1990.....101-102 (OT)
1971.....105-97		1985.....71-85	1980.....96-75		1963.....103-67	1990.....97-79
1971.....120-89		1986.....95-90	1980.....69-68	<b>TENN.-MARTIN (27-22)</b>	1963.....76-92	
1972.....84-86	<b>JACKSONVILLE STATE (35-49)</b>	1986.....81-84	1981.....79-64		1963.....88-86	<b>VIRGINIA UNION (First Meeting)</b>
1972.....77-98		1987.....76-87	1981.....74-72		1965.....73-96	
1973.....75-76		1987.....63-62	1982.....57-60		1966.....74-79	<b>WEST GEORGIA (8-8)</b>
1973.....70-99		1988.....74-85	1982.....52-54		1966.....67-79	1982.....84-73
1984.....58-56	1950.....67-56	1988.....78-70	1983.....66-69	1949.....74-44	1966.....92-88	1983.....66-64
1984.....66-61	1950.....67-75	1989.....94-101	1983.....58-63	1949.....71-50	1966.....80-84	1984.....66-65
1985.....56-55	1951.....57-70	1989.....70-84	1984.....70-66	1961.....72-69	1967.....67-59	1985.....64-69
1985.....57-60	1951.....77-63	1990.....77-72	1984.....80-58	1961.....76-86	1967.....80-92	1985.....66-64
1986.....53-45	1952.....72-67	1990.....89-96	1984.....77-78	1962.....79-77	1968.....81-73	1986.....66-64
1986.....68-74 (2 OT)	1952.....59-68		1984.....85-68	1962.....89-82	1968.....58-62	1987.....84-86
1987.....80-72	1953.....58-54	<b>JOHNSON C. SMITH (First Meeting)</b>	1985.....70-43	1963.....69-86	1969.....90-65	1987.....84-86
1987.....75-64	1953.....78-75		1985.....72-74 (3 OT)	1963.....95-78	1969.....81-65	1987.....93-106
1988.....61-72	1954.....89-80	<b>KUTZTOWN (First Meeting)</b>	1986.....82-68	1964.....73-65	1970.....87-76	1987.....79-93
1988.....71-76	1955.....79-74		1986.....70-60	1964.....76-79	1970.....84-86	1988.....87-77
1989.....73-53	1955.....70-84	<b>LIVINGSTON (55-27)</b>	1987.....93-86	1972.....82-83	1971.....85-75	1988.....83-72
1989.....62-67	1956.....91-76		1987.....69-66	1972.....88-75	1971.....95-78	1989.....84-90
1990.....87-93	1956.....75-99	1949.....44-56	1988.....64-66	1973.....91-81	1972.....87-88 (OT)	1989.....99-82
1990.....72-58	1957.....74-70	1952.....61-55	1988.....84-80	1973.....68-84	1972.....80-69	1990.....69-71
	1957.....64-56	1952.....80-46	1989.....72-58	1974.....83-80	1973.....79-78 (OT)	1990.....100-101 (OT)
<b>BELHAVEN (First Meeting)</b>	1958.....97-72	1953.....82-77	1989.....69-83	1974.....81-80	1973.....2-0 (Forfeit)	
	1958.....60-61	1953.....82-77	1990.....72-64	1975.....72-73 (OT)	1974.....70-68	
<b>DELTA STATE (22-25)</b>	1959.....84-77	1954.....72-56	1990.....94-67	1975.....74-58	1974.....86-95	
1950.....49-61	1959.....83-72	1954.....71-60		1976.....62-59	1975.....86-95	
1951.....67-77	1960.....75-58	1954.....71-65	<b>MISS. COLLEGE (23-10)</b>	1976.....58-56	1975.....82-67	
1952.....49-50	1960.....71-65	1954.....87-71	1950.....84-80	1976.....68-62	1976.....79-70	
1953.....56-66	1961.....71-65	1955.....68-51	1950.....63-58	1977.....68-62	1976.....83-84 (OT)	
1953.....69-76	1961.....60-80	1955.....68-51	1974.....73-82	1977.....82-73	1977.....64-67	
1954.....52-74	1962.....67-59	1956.....60-64	1975.....66-73	1978.....50-51	1977.....84-78	
1954.....65-77	1962.....58-62	1956.....72-66	1975.....66-73	1978.....57-55	1977.....77-70	
1963.....76-80	1965.....84-92	1956.....64-85	1976.....69-43	1979.....86-81	1978.....53-49	
1963.....75-80	1965.....62-76	1957.....72-65	1977.....63-65	1979.....92-75	1978.....70-68	
1964.....75-76	1965.....79-90	1957.....59-66	1978.....80-84	1980.....72-64	1979.....66-80	
1964.....79-87	1966.....69-83	1958.....82-59	1978.....80-84	1980.....81-63	1979.....93-78	
1972.....70-83	1966.....101-109	1958.....72-60	1979.....68-67	1981.....66-83	1980.....83-66	
	1967.....95-113	1959.....93-74	1979.....72-71	1981.....49-43	1980.....61-82	
		1959.....72-66	1980.....89-76	1982.....45-52	1981.....78-60	
		1960.....86-64		1982.....54-55	1981.....59-54	
				1983.....89-101		



Allen Williams



# UNA vs. All Opponents

## UNA RECORDS VS. ALL OPPONENTS

Opponent	Record	First Meeting	Last Meeting	Opponent	Record	First Meeting	Last Meeting
Alabama	0-3	1950	1952	Miles College	1-0	1988	1988
Alabama A&M	16-4	1970	1984	Milligan College	1-0	1983	1983
Alabama-Huntsville	12-0	1985	1990	Mississippi	0-4	1953	1962
Alabama State	2-4	1979	1981	Mississippi College	23-10	1950	1990
Albany State	1-0	1984	1984	Mississippi State	0-2	1983	1984
Alcorn A&M	0-1	1973	1973	Missouri-St. Louis	1-0	1988	1988
Angelo State	1-0	1990	1990	Mobile College	1-0	1988	1988
Arkansas College	1-0			Montevallo	12-7	1965	1983
Arkansas-Monticello	2-0	1978	1988	New York Tech	0-1	1980	1980
Arkansas State	0-2	1954	1954	Nicholls State	10-3	1973	1980
Athens State	22-22	1955	1990	NE Mississippi JUCO	0-1	1949	1949
Auburn	0-3	1959	1961	Norfolk State	1-0	1988	1988
Auburn-Montgomery	4-3	1976	1988	North Georgia College	1-0	1990	1990
Austin Peay	5-21	1949	1967	Northeast Missouri St.	2-0	1981	1990
Belmont College	13-8	1954	1977	Northwestern State (La.)	1-2	1974	1976
Bethel College	15-11	1949	1986	Otterbien College	1-0	1979	1979
Birmingham Southern	6-6	1952	1971	Purdue-Calumet	1-0	1985	1985
Brescia College	1-0	1986	1986	Randolph-Macon	0-1	1977	1977
Bridgeport	1-0	1979	1979	Reliable Motor Co.	0-1	1951	1951
California Poly-SLO	1-0	1977	1977	Sacred Heart	1-0	1977	1977
California Riverside	1-0	1986	1986	Sam Houston State	1-0	1985	1985
Carson-Newman	0-2	1957	1968	Samford (Howard)	13-14	1949	1975
Central Missouri St.	1-1	1980	1984	San Francisco State	1-0	1984	1984
Christian Brothers	2-9	1955	1964	Sewanee	5-3	1957	1974
Columbus College	3-1	1980	1981	Shorter College	7-1	1974	1990
David Lipscomb	20-25	1949	1981	Simpson College	1-0	1987	1987
Delta State	22-25	1950	1990	South Alabama	0-1	1975	1975
Dillard	6-0	1970	1981	Southern Mississippi	0-3	1952	1974
Earl Paulk Institute	1-0	1990	1990	Southern (New Orleans)	3-3	1979	1987
Evangel College	1-0	1970	1970	Southern (Baton-Rouge)	1-0	1977	1977
Faulkner (Ala. Christian)	3-0	1983	1989	Southeast Missouri St.	0-1	1988	1988
Flagler College	1-0	1978	1978	Southeastern Louisiana	8-4	1972	1977
Florida Southern	1-2	1979	1988	Southern Indiana	0-1	1988	1988
Fort Valley State	1-0	1986	1986	Southwestern (Memphis)	3-1	1949	1977
Freed-Hardeman	1-0	1976	1976	Southwest Missouri St.	0-1	1953	1953
Georgia Teachers	1-0	1952	1952	St. Bernard	15-15	1949	1973
Hamline	0-1	1960	1960	St. Cloud State	0-1	1962	1962
Henderson State	3-0	1980	1990	Stillman College	3-0	1984	1989
Huntingdon	7-8	1960	1971	Tampa	0-1	1970	1970
Illinois Wesleyan	1-0	1951	1951	Tennessee-Chattanooga	7-17	1953	1970
Iona College	0-1	1978	1978	Tennessee-Martin	27-22	1949	1990
Jacksonville State	35-49	1950	1990	Tennessee State	4-5	1976	1980
Kentucky State	1-0	1978	1978	Tennessee Tech	1-1	1951	1951
Kentucky Wesleyan	0-1	1986	1986	Tennessee Wesleyan	8-1	1969	1986
King College	0-1	1964	1964	Texas Tech	0-1	1990	1990
Lambuth	46-27	1949	1984	Troy State	44-32	1949	1990
Lane	1-0	1990	1990	Tuskegee Institute	4-1	1980	1981
Lincoln (Missouri)	1-0	1981	1981	Union (Tenn.)	12-20	1949	1976
Livingston	55-27	1949	1990	Valdosta State	9-10	1979	1990
Magnolia A&M	1-0	1950	1950	Vanderbilt	0-2	1981	1982
McNeese State	0-1	1960	1960	West Georgia	8-8	1982	1990
Memphis State	0-2	1954	1954	William Carey	2-0	1956	1956
Middle Tenn. State	5-12	1950	1981	Wisconsin-Green Bay	1-1	1979	1981
				YMHA	1-1	1949	1949
				Xavier	1-1	1975	1975



Steve Martin



Fred Stafford



Darryl Hardy



# 1990-91 Rosters

## 1990-91 UNA NUMERICAL ROSTER

No.	Name	Pos.	Ht.	Wt.	Class	Hometown/High School
10	Allen Williams	G	6-2	175	Sr	Clearwater, Fl./Clearwater
12	Darryl Hardy	G	5-10	170	Jr	Tuscaloosa/Tuscaloosa Co.
14	Eric Lacy	G	5-10	175	Fr	Columbia, Tn./Central
20	Kevin Simmons	G	6-2	175	Jr	Crescent City, Fl./Crescent City
22	Scott Cooper	F	6-4	168	Fr	Memphis, Tn./Evangelical Christian
24	Mark Jent	G	6-4	180	Sr	Summertown, Tn/Summertown
30	Patrick Fairley	F	6-6	185	Jr	Waco, Tx./Waco
32	Eric Smith	G	6-4	205	Jr	Covington, Ga./Rockdale Co.
34	Fred Stafford	G	6-2	189	Sr	Rienzi, Ms./Biggersville
40	Ricky Johnson	F-C	6-7	200	Jr	Florence/Coffee
42	Elliott Beal	F	6-3	190	Jr	Beech Island, SC/Silver Bluff
50	Tony Dorsey	F-C	6-7	200	Jr	Atlanta, Ga/Russell
52	Darin Liles	C	6-9	230	Sr	Town Creek/Hazlewood
54	Carl Wilmer	F-C	6-5	215	Sr	Marksville, La./Marksville

## 1990-91 UNA ALPHABETICAL ROSTER

Name	No.	Pos.	Ht.	Wt.	Class	Hometown
Beal, Elliot	42	F	6-3	190	Jr	Beech Island, SC
Cooper, Scott	22	F	6-4	168	Fr	Memphis, Tn.
Dorsey, Tony	50	F-C	6-7	200	Jr	Atlanta, Ga.
Fairley, Patrick	30	F	6-6	185	Jr	Waco, Tx.
Hardy, Darryl	12	G	5-10	170	Jr	Tuscaloosa, Ala.
Jent, Mark	24	G	6-4	180	Sr	Summertown, Tn.
Johnson, Ricky	40	F	6-7	200	Jr	Florence, Ala.
Lacy, Eric	14	G	5-10	175	Fr	Columbia, Tn.
Liles, Darin	52	C	6-9	230	Sr	Town Creek, Ala.
Simmons, Kevin	20	G	6-2	175	Jr	Crescent City, Fl.
Smith, Eric	32	G	6-4	205	Jr	Covington, Ga.
Stafford, Fred	34	G	6-2	189	Sr	Rienzi, Ms.
Wilmer, Carl	54	F-C	6-5	215	Sr	Marksville, La.
Williams, Allen	10	G	6-2	175	Sr	Clearwater, Fl.



# Radio and TV Chart



**10**



**ALLEN WILLIAMS**

Guard, 6-2, 175, Senior  
Clearwater, Fla.  
Clearwater H.S.

**12**



**DARRYL HARDY**

Guard, 5-10, 170, Junior  
Tuscaloosa, Alabama  
Tuscaloosa County H.S.

**14**



**ERIC LACY**

Guard, 5-10, 175, Fresh.  
Columbia, Tennessee  
Central H.S.

**20**



**KEVIN SIMMONS**

Guard, 6-2, 175, Junior  
Crescent City, Florida  
Crescent City H.S.

**22**



**SCOTT COOPER**

Forward, 6-4, 168, Fresh.  
Memphis, Tennessee  
Evangelical Christian H.S.

**24**



**MARK JENT**

Guard, 6-4, 180, Senior  
Summertown, Tennessee  
Summertown H.S.

**30**



**PATRICK FAIRLEY**

Forward, 6-6, 185, Junior  
Waco, Texas  
Waco H.S.

**32**



**ERIC SMITH**

G, 6-4, 205, Junior  
Covington, Georgia  
Rockdale H.S.

**34**



**FRED STAFFORD**

Guard, 6-2, 189, Senior  
Rienzi, Mississippi  
Biggersville H.S.

**40**



**RICKY JOHNSON**

F-C, 6-7, 200, Junior  
Florence, Alabama  
Coffee H.S.

**42**



**ELLIOTT BEAL**

Forward, 6-3, 190, Junior  
Beech Island, S.C.  
Silver Bluff H.S.



**50**



**TONY DORSEY**

F-C, 6-7, 200, Junior  
Atlanta, Georgia  
Russell H.S.

**52**



**DARIN LILES**

C, 6-9, 230, Senior  
Town Creek, Alabama  
Hazelwood H.S.

**54**



**CARL WILMER**

F-C, 6-5, 215, Senior  
Marksville, Louisiana  
Marksville H.S.



# 1989-90 in Review

Picked to finish no better than seventh in the Gulf South Conference in 1989-90, the University of North Alabama Lions played the role of championship contender for most of the season and finished with a 20-8 mark that left the Lions just short of an NCAA Tournament berth.

Winning six of its last seven games entering the season finale at Tennessee-Martin, UNA kept alive hopes of a playoff berth. But the Pacers pulled out a 99-94 overtime win and the Lions were done.

The loss at UT-Martin couldn't be viewed as the single factor that kept UNA from the NCAA, however. The Lions suffered three of their six GSC losses in overtime and lost another by two points.

There was also a disappointing 93-87 loss at home to Athens State after UNA led by 15 points at the half.

But despite not reaching the major goals of a GSC championship and an NCAA Tournament bid, 1989-90 was still a season of rebirth for the Lions.

Under the direction of second-year head coach Gary Elliott, UNA won 20 games for the sixth time in school history and for the first time since 1984. The Lions won the championship in the First Federal/Pepsi Tipoff Tournament, whipped three nationally ranked Division II teams, scored more than 100 points in a game seven times and posted the seventh straight winning season at the school.

UNA also swept season series against Troy State, Delta State, Livingston and Alabama-Huntsville.

Certainly a long list of accomplishments for a team that received such little attention from GSC opponents prior to the season.

The Lions wasted little time serving notice that they mean't business in 1989-90, destroying a pair of highly regarded Division II clubs in the First Federal/Pepsi Tipoff Tournament. UNA dumped Northeast Missouri State 80-58 in the opening round, then thrashed Angelo State 121-76 the following night, setting a new mark for the most points scored in Flowers Hall.

Non-conference wins followed over Henderson State, Shorter, Lane and North Georgia that quickly pushed the record to 6-0. In those wins were also records for most rebounds in a game with 67 against Lane, and most points scored at home with 122 against Lane.

The loss to Athens State in Flowers Hall quickly got the Lions' attention, and losses in three of the next four games, including a 71-69 loss to West Georgia at home, left UNA dazed.

Then, at 7-3, UNA again awoke and dumped pre-season No. 1 ranked Jacksonville State 77-72 and launched another six-game win streak.

Three straight road wins at UAH, Livingston and Delta State were included in that run, as was an 84-81 win over fifth ranked

## 1989-90 HIGHLIGHTS

### TEAM

- \* Sixth 20-win season in school history
- \* Seventh straight winning season
- \* Three wins over nationally ranked Division II teams
- \* 14-2 home record and 200th win in Flowers Hall
- \* Won First Federal/Pepsi Tipoff Tournament
- \* Swept series from Troy St., Delta St., Livingston & UAH
- \* Scored 100 points or more seven times
- \* Set school record with 67 rebounds in a game
- \* Team led GSC in field goal percentage

### INDIVIDUAL

- \* Three Gulf South Conference Players of the Week
- \* Steve Martin named All-GSC, All-South Region
- \* Steve Martin finishes as third leading scorer in UNA history
- \* Eric Davis led GSC in field goal percentage



Steve Martin



Eric Davis

Mississippi College. UNA was riding high and leading the GSC race.

A four-game road swing loomed ahead that brought three losses and UNA was back in the pack. First, Valdosta State pulled out a 102-101 overtime win as Butch Shelman hit a three-point basket with just seconds left in the extra-period. UNA came back with a big 89-84 win at Troy State but then lost to West Georgia a second time, this one by a 101-100 count in overtime. Prior to the 1989-90 season, only twice in 42-plus years of basketball had a Lion squad scored 100 points and lost and now it had happened twice with a week. Jacksonville State added another lump with a 96-89 win and UNA stood at 14-6.

And with an eight-game stretch to the finish, UNA still harbored hopes of post-season play, if it could win all eight or possibly seven.

The run opened with four straight, convincing wins over UAH, Livingston, Delta

State and Athens State. But Mississippi College was equal to the challenge and pulled out an 83-77 win in Clinton after UNA led by nine at the half.

Back in Flowers Hall, UNA dumped Valdosta State and Troy State to go to 20-7 with only the UTM game remaining.

Three Lions, Steve Martin, Allen Williams and Anthony Gamble, earned GSC Player of the Week honors and Martin was later named to the All-GSC and NCAA All-South Region teams.

Martin also closed his career at UNA as the third leading scorer in school history with 1,561 points, passing 14 other former Lions during the 1989-90 campaign.

Junior Eric Davis, who came off the bench in all 28 games in 1989-90, led the GSC in field goal percentage shooting at 65.4, giving UNA its third straight league shooting champ and fifth in the last seven years.



# 1989-90 in Review

## **UNA 80, N.E. MISSOURI STATE 58 November 17, 1989 Florence, Ala.**

The UNA Lions tipped-off their season by coasting to an easy win over Northeast Missouri State in the opening round of the First Federal/Pepsi Tipoff Tournament. The Bulldogs had trouble breaking UNA's press early and found themselves down 8-0 only 2:28 in the game. After NEMO closed to within five points, UNA pieced together a 13-1 run that pushed the advantage to 23-6. Although Northeast would not fade until the final moments, the game was in effect, over at that stage. UNA held a 37-24 halftime advantage. Ricky Johnson led UNA with 18 points. Steve Martin topped the 1,000-point total for his career by adding 14 for the Lions.

## **UNA 121, ANGELO STATE 76 November 18, 1989 Florence, Ala.**

"What can you say about a performance like this," said Lions head coach Gary Elliott after his team routed Angelo State in the championship game of the First Federal/Pepsi Tipoff Tournament. With just over a minute left in the first half, Elliott looked at the scoreboard and realized he was seeing a "one-in-a-million" game. UNA, shooting 76 percent from the field in the first half, produced a 32-point halftime lead and the Lions rolled to a convincing 121-76 win. The Lions, shooting 90.9 percent from three-point range, made 10 of 11 three-point baskets in the game. During the first nine minutes of the second half, UNA pushed the lead to 45 points, 89-44. The lead continued to expand as Elliott emptied the bench. UNA led by as many as 50 points twice during the final five minutes of the contest. UNA broke the school record for the most points scored at home in Flowers Hall with the 121-point effort. Steve Martin led the balanced UNA attack with 23 points. Junior Allen Williams was named Tournament Most Valuable Player.

## **UNA 85, HENDERSON STATE 78 November 20, 1989 Arkadelphia, Ark.**

North Alabama turned an 11-point deficit into a three-point lead over a five-minute period in the second half and went on to improve to 3-0 on the season. Down 38-35 at the half, UNA fell behind 57-64 early in the second half before the Lions rallied with a 20-8 run. UNA shot only 43 percent in the game from the floor and was outrebounded 52-35 by the Reddies. But UNA overcame the rebounding deficit with an almost flawless floor game. The Lions had only five turnovers, 16 less than Henderson State. The Lions were led by Steve Martin with 16 points.

## **UNA 91, SHORTER COLLEGE 61 November 30, 1989 Florence, Ala.**

North Alabama raced to a 15-2 lead in the first four minutes and was never challenged in a 91-61 win over Shorter. Good shooting and an up-tempo offense

again proved to be the key to success for UNA. The Lions shot 63 percent from the field in the first half was able to build up a 20-point halftime lead and then outscored Shorter College in the second half to hang on for the win. "We did a good job on defense and rebounding," Elliott said. "That, plus a good shooting half, were the keys for us in the first half. Anytime you can get up by 20, it really helps out in the second half. If it hadn't been for nine turnovers, I would have been happy with the way we played in the first half." The Hawks fell behind by as much as 38 in the second half. Allen Williams led UNA with 18 points.

## **UNA 122, LANE 80 December 4, 1989 Florence, Ala.**

North Alabama built a 19-point halftime lead and outscored Lane by 23 points in the second half on the way to a 122-80 win over the Dragons. It appeared the Lions were going to throw a shutout early. They gained a 14-0 advantage at the 15:38 mark. Then things only got worse for the Dragons. The Lions pieced together a 21-4 run that stretched the lead to 38-12 with 6:57 left in the half. Leading 69-47 in the second half, UNA settled the issue by scoring 21 of the next 23 points to move ahead 90-49 with 12:18 remaining. The Lions set school records for the most points scored at home and at Flowers Hall. At the same time the Lions established a school mark for most rebounds in a game with 67. Steve Martin poured in 31 points to lead the Lions.



Floyd Macon

## **UNA 103, NORTH GEORGIA 79 December 9, 1989 Florence, Ala.**

The Lions improved to 6-0 with a great second half performance. Coach Elliott was far from pleased with his team's performance during the first 20 minutes. The Lions led by nine points at the half but scored 63 points in the second half to seal the win. During the first nine minutes of the second half, the Lions outscored North Georgia 27-6 to take a commanding 30-point lead. UNA's biggest lead was 33 points, 97-64 with 3:11 left. Steve Martin's 18 points paced North Alabama.

## **ATHENS STATE 93, UNA 87 December 16, 1989 Florence, Ala.**

UNA was handed its first loss of the season after leading by 15-points at the half. "We were beaten by a team that wanted to win more and did more of the things it takes to win than we did," said Coach Elliott after a disappointing performance by his Lions. The Bears scored nine of the first 10 points in the second half to slice the 15-point deficit to 48-39 with 18:11 remaining in the game. The Bears changed to a halfcourt trapping defense and caught fire shooting the ball, blazing the nets for 63 second half points. The ASC defense also created 15 UNA turnovers in the final 20 minutes and the Bears' shooting from the field was phenomenal as they missed only four attempts, hitting 22 of 26 for 84.6 percent. For the game Athens was 34 of 55 for a sizzling 61.8 percent. Carl Wilmer was high scorer for the Lions with 29 points.

## **TEXAS TECH 90, UNA 66 December 27, 1989 Lubbock, Tex.**

With a game-plan designed to shut-down the inside game of a much bigger Texas Tech squad, UNA appeared primed to slay a giant against the Division I Red Raiders. But instead, Texas Tech rode back into the game in the second half and rode out with a win over the Lions. Leading throughout the first half, UNA held a 35-34 advantage at the intermission before Tech went on a 16-2 run, aided by six UNA turnovers, and took the win. The Red Raiders outscored UNA 56-31 over the final 20 minutes of play. The Lions were led by Ricky Johnson with 15 points.

## **UNA 97, EARL PAULK 82 January 4, 1990 Florence, Ala.**

North Alabama opened the new decade with a bang by defeating the Spirit 97-82. Coach Elliott was angry to say the least at the end of the first half. He saw his Lions cough up a 15-point lead against Earl Paulk to lead by only four at the break. Led by Carl Wilmer's play during the final 10 minutes, UNA finally pulled away down the stretch for the win. Wilmer, who was scoreless in the first half, scored 14 second-half points during a six-minute stretch as the Lions finally took Earl Paulk out of the game. The Lions were led by Allen Williams who finished with 20 points.

## **WEST GEORGIA 71, UNA 69 January 6, 1990 Florence, Ala.**

For the seventh time in the last nine seasons, the Lions opened the Gulf South Conference schedule with a defeat. West Georgia strangled UNA's offense with an effective zone defense in the second half to earn a victory at Flowers Hall. West Georgia shot 70 percent from the floor in the second half to overcome what had been a nine-point UNA lead and gain the win. UNA saw its first half lead dwindle to 35-34 before the Braves pulled ahead on a jumper by Anthony Dunbar early in the



# 1989-90 in Review

second half and the Lions would never lead again. UNA fell to 7-3, having lost three of its last four games. Steve Martin led the Lions with 30 points.

## **UNA 77, JACKSONVILLE STATE 72** **January 8, 1990 Florence, Ala.**

Jacksonville State entered this contest with a 9-1 record and ranked as the pre-season No. 1 pick in the Division II basketball polls. The Gamecocks left with a 77-72 GSC loss at the hands of the Lions. The first half was a test of nerves. Back-to-back three-pointers by JSU's Robert Lee Sanders turned a three-point lead into a 19-10 edge for the Gamecocks with 14:28 left in the half. Two more Sanders' three-pointers gave Jacksonville a 27-14 lead. But when the Gamecocks went 4:30 without a basket, UNA rallied behind Johnson, Martin and Wilmer. The lead was sliced to 32-29 with 3:13 left. However, the Gamecocks outscored UNA 6-0 down the stretch to lead 38-29 at the intermission. During the crucial first five minutes of the second half, UNA turned the nine-point deficit into a 47-45 lead. The Gamecocks could not stop the inside-outside combination of a group of Lions who delivered the startling 77-72 victory. Steve Martin led the Lions with 24 points and 14 rebounds.

## **UNA 96, ALABAMA HUNTSVILLE 93** **January 11, 1990 Huntsville, Al.**

The Lions couldn't shake UAH and was fortunate to hold on for the three-point win, pushing their record to 9-3. UNA quickly took control of the game and went up 14-6 and was able to keep about a five-point distance between the Chargers most of the first half. UAH was never able to catch UNA in the first half and trailed 49-42 at the intermission. The Chargers were hot as the second half started, however, as they outscored the Lions 11-2 to take the lead for the first time in the game, 53-51. UAH later went up 79-76 on a 3-pointer by Mike Morris. But with 4:58 left in the game, UNA's Darryl Hardy scored a basket that would give the Lions the lead for good. The Lions were led by Steve Martin who had a career high 37 points.

## **UNA 72, LIVINGSTON 64** **January 13 1990 Livingston, Ala.**

Once again, the Lions had to battle to come from behind to pull off a Gulf South Conference road victory over the Tigers. UNA managed to outscore the Tigers 12-4 over the last four minutes of the first half to hold a 34-30 lead despite 10 turnovers and 11 of 22 free throw shooting. "We were in danger of letting a pretty good effort go out the window," Elliott said. "We had played well, but we were all getting a little nervous with about five minutes left." Clanton began an 11-2 run over a 2:20 stretch as he bagged a short jumper. He then assisted Steve Martin and connected on a driving layup. Baskets by Martin and Johnson gave UNA a 64-60 lead with

2:48 remaining. Leading by two points entering the final minute, Floyd Macon and Johnson sealed the win with free throws during the final 43 seconds. The Lions were led by Ricky Johnson who pumped in 16 points.

## **UNA 85 DELTA STATE 81** **January 15, 1990 Cleveland, MS**

Fred Stafford hit a pair of three-pointers in the final 26 seconds to force overtime with the Statesmen, then hit the clinching free throws in the extra-period for UNA's second straight road win. UNA led 32-29 at the half and led by as many as five in the second before DSU rallied to take the lead. With UNA trailing by four, Stafford hit a three-pointer with 26 seconds left. Then, after two DSU free throws, Stafford drilled another three-pointer with four seconds left to force overtime at 77-77. A pair of Eric Davis free throws, a bank shot by Stafford and a Tony Clanton layup put UNA up 83-79, and with an 83-81 lead, DSU was called for an intentional foul and Stafford sank the clinching free throws. UNA was led by Eric Davis and Ricky Johnson with 16 each.

## **UNA 88, TENNESSEE-MARTIN 63** **January 18, 1990 Florence, Alabama**

"We played well together in the first half. We moved well and got the ball to the right man," said coach Elliott after his team routed GSC opponent Tennessee-Martin. Steve Martin and Ricky Johnson combined for UNA's first 12 points, but it was Allen Williams' layup with 12:35 left in the half that gave the Lions a 14-7 lead and began the scoring outburst for UNA. The Lions went on a 15-4 run over the next few minutes that pushed the lead to 29-14 and UNA was up by as many as 21 at 40-19 with three minutes left in the half. UNA's largest lead came with 3:35 left in the game at 80-52. The Lions were led by Steve Martin who scored 27 points and pulled down 8 rebounds.

## **UNA 84, MISSISSIPPI COLLEGE 81** **January 22, 1990 Florence, Ala.**

The Lions had to come-from-behind to beat fifth-ranked Mississippi College in front of a vocal partisan crowd of 3,016 at Flowers Hall. Mississippi College picked apart UNA's triangle-and two defense to gain a 17-8 lead at the 15:22 mark. The Lions went to the man-to-man defense and closed within 22-19 on two Steve Martin free-throws. The Choctaws spurted again for an 11-point lead and settled for a 10-point half-time lead. In the first five minutes of the second half, the Lions, with Martin and Johnson scoring easily inside, trimmed the lead to two points, 52-50. The Choctaws then outscored UNA 10-3 over the next three minutes to push their lead back to nine. After cutting it to four, the Lions got eight consecutive points, which gave UNA its first lead. After MC tied the game 81-81 with 1:05 left, Martin followed a missed free throw with

a basket. The Choctaws missed two shots in the final minute that would have tied the game and UNA held on for the win. Martin tossed in a career-high 40 points and powered down 16 rebounds to earn GSC Player of the Week honors.

## **VALDOSTA STATE 102, UNA 101** **January 27, 1990 Valdosta, Ga.**

"We seem to be snake-bitten in Valdosta" coach Elliott said after a disappointing GSC loss. "We played hard and seemed to do the right things but we couldn't get the game to go our way at the end." The game marked only the third time in school history that a Lion team had scored 100 points and lost. Neither team could take control in the first half as the lead changed hands 17 times and was tied on three occasions. But UNA was getting into serious foul trouble, picking up 17 in the first half that limited the playing time of starters Steve Martin, Tony Clanton and Ricky Johnson. UNA was holding a 101-99 lead in the overtime until Butch Shelman hit a 3-point shot with five seconds to play. Although UNA held a 42-35 rebounding edge and shot over 57 percent from the floor, the Lions were whistled for 32 fouls, sending the Blazers to the line for 53 free throws. They hit 35. The Lions made 20 of its 25 charity opportunities. UNA was led by Allen Williams with 33 points, including a school-record eight 3-point baskets.

## **UNA 89, TROY STATE 84** **January 29, 1989 Troy, Ala.**

UNA rebounded from the overtime loss at Valdosta to slam Troy State in front of a shocked crowd at Sartain Hall. The Lions never led but managed to control the tempo early, slowing down the run-and-gun Trojans. The Trojans led only 13-12 before getting a 6-0 spurt that netted a seven-point lead with 10:47 left in the half. The Lions had cut the lead to two at intermission, 45-43, and Steve Martin fueled an impressive 12-0 run by scoring six points inside as Troy struggled to find a way to stop him early in the second half. The spurt gave UNA a 63-58 lead. Troy State regained the lead on a pair of free throws by Tony Holley, but the Lions reached a little deeper. Fred Stafford banked in a short jumper on a drive to the basket with 49 seconds left. Ricky Johnson and Stafford then hit two free throws each in the final 20 seconds to give the Lions the win. UNA was led by Allen Williams with 20 points, earning him GSC Player of the Week Honors for his performances against Valdosta State and Troy State.

## **WEST GEORGIA 101, UNA 100** **February 3, 1990 Carrollton, Ga.**

The Lions certainly had their chances to come away winners. After what coach Elliott termed an "awful" first half that saw the Lions fall behind 51-44, the intensity picked up as UNA mounted a series



# 1989-90 in Review

of comebacks. However, each one was answered by the Braves. With Ricky Johnson and Allen Williams leading the effort, the Lions outscored the Braves 17-7 during the first six minutes of the second half to surge ahead 61-58. West Georgia quickly regrouped and went ahead 77-69 with 8:36 left. UNA charged again, this time with two starters out of the game. Trailing 92-90 with 11 seconds left, UNA got a chance to tie the game and delivered as Johnson hit a layup at the buzzer to force overtime. After being outscored 6-0 in the overtime, the Lions pulled to within 100-98. Macon powered inside to score on a layup, tying the game. West Georgia, working for the final shot, sealed the win with 13 seconds left as Freddie Snyder hit the first of two free throws. His second toss rimmed out and Macon rebounded. After calling time-out with three seconds left, the Lions never got off a shot. UNA was led by Ricky Johnson with 27 points.

## **JACKSONVILLE STATE 96, UNA 89** **February 5, 1990 Jacksonville, Ala.**

North Alabama saw its chances of pulling off the road win severely damaged in the first half as its failure to get back on defense allowed the nationally ranked Gamecocks to sprint to a 16-point lead during the first ten minutes of the game. The Lions overcame the start to mount a long, uphill climb and got within three points with 1:06 left in the game after trailing 50-39 at the half. Jacksonville hit free throws time and again down the stretch to hang on for the win. North Alabama was led by Eric Davis who tossed in 18 points.

## **UNA 104, ALABAMA-HUNTSVILLE 67** **February 8, 1990 Florence, AL.**

UNA began its final eight-game stretch run in impressive fashion. The Lions took control early in the contest and never looked back, getting their 12th straight win over the Chargers. UNA jumped out to an 8-0 lead, and by the end of the half led 56-32. "When we play like we did tonight, we're a very good basketball team," said coach Elliott. His Lions forced UAH into 24 turnovers and the Chargers shot only 38 percent from the floor, hitting 24 of 62 shots. The boards were also dominated by the Lions, 59-33. The Lions also maintained their average of having defeated UAH by an average of more than 29 points at Flowers Hall. UNA was led by Steve Martin who tossed in 23 points.

## **UNA 94, LIVINGSTON 67** **February 10, 1990 Florence, Ala.**

North Alabama recorded its 200th win at Flowers Hall by slashing Livingston for an important GSC win. Livingston, although facing large deficits much of the night, made the game uncomfortable for UNA. Each time the Lions seemingly seized control of the game, the Tigers responded to close within single digits. The Tigers appeared to be in serious danger early. With four different players

scoring, UNA raced to a 14-2 lead only four minutes into the game. Steve Martin, Eric Davis and Allen Williams all contributed to another 13-3 run moments later and the Lions enjoyed a 17-point lead, 27-10, with 9:18 left in the half. After the Tigers cut the lead to 31-24, UNA spurted again during the final three minutes of the half. The surge netted a 43-29 halftime lead. With UNA leading 66-55 at the eight minute mark of the second half, Davis began an impressive run with a turnaround jumper. After a Bruce Hamilton free throw, North Alabama went on a 17-4 run that buried the Tigers 85-60 with 2:31 remaining. UNA was led by Steve Martin who pumped in 22 points.

## **UNA 85, DELTA STATE 67** **February 10, 1990 Florence, Al.**

After the first five minutes of the game, North Alabama took control of the contest for its third straight win, completing a sweep of the Statesmen. Delta State pieced together a brief second-half surge, but that momentum quickly evaporated under a 50-second 6-0 run by UNA. Delta State was within 16-13 at the 15-minute mark, but the Lions quickly gained control with a 17-5 run over the next six minutes that netted a 33-18 advantage. UNA was up 44-36 at the intermission. Delta State continued to stay close until the 10:28 mark. Elliott called a timeout at that point and the Lions responded with six straight points, all coming on either layups or dunks. This was the first time the UNA has swept the series from the Statesmen since 1983. UNA was led by Steve Martin with 18 points.

## **UNA 72, ATHENS STATE 58** **February 15, 1990 Athens, Al.**

The Lions attacked the Bears on a sweltering night and routed the Bears on their home floor, leading by 20 much of the second half. Steve Martin hit 10 of 15 shots, scored 25 points and pulled 14 rebounds to lead the assault. UNA built a 36-28 halftime lead behind 13 points from Martin and 62 percent shooting from the floor. Athens closed to within six midway through the second half as Kenny Cooper bombed the nets, but Martin and Eric Davis responded for UNA and pushed the lead quickly to 20. UNA dominated the boards 37-23. The UNA win evened the series with Athens State at 22-22. For his efforts, Martin passed both Larry Smith and Buck Williams to move into third place on the all-time UNA scoring list.

## **MISSISSIPPI COLLEGE 83, UNA 77** **February 19, 1990 Clinton, Miss.**

In a crucial Gulf South Conference road game, UNA saw a nine-point halftime lead dwindle and the win slip away as the Choctaws rallied to win 83-77. MC answered the challenge time and time again, hitting 25 of 31 free throws in the second half, including 22 straight at one point in the game. Thomas Matthews, who finished with 22 points, was 14 of 15 from

the charity stripe, and Roy Sandifer added 20. Ricky Johnson led the way for UNA with 30 points, hitting 9 of 12 shots from the floor and 12 of 13 free throws. In all, 79 free throws were attempted with 63 going in. The loss snapped a four-game UNA winning streak and dropped the Lions two games behind MC and Jacksonville State in the GSC standings.

## **UNA 97, VALDOSTA STATE 79** **February 24, 1989 Florence, Al.**

Anthony Gamble "saved the day" according to Coach Elliott, coming off the bench to score 27 points, hitting 13 of 16 shots from the floor, to power UNA to the 97-79 win over Valdosta State. UNA led by just three at halftime after Butch Shelman hit a three-point basket at the buzzer. But the Blazers would get only one field goal during the first 6:21 of the second half and by then the game was over as UNA led 62-50. Another 13-4 UNA run followed as Gamble scored 18 in the second half and UNA won in a run-away. The Lions shot over 53 percent from the floor. Shelman finished with 25 for VSC.

## **UNA 107, TROY STATE 102** **February 26, 1990 Florence, Al.**

The UNA seniors took control in the late going and handed themselves a win in their final appearance in Flower Hall with a 107-102 win over high-powered and nationally ranked Troy State. The Lion seniors scored the final 13 points of the game for UNA and the Lions hit their final 18 straight free throws with the game on the line to preserve the win. The win gave UNA its sixth 20-win season in school history and kept NCAA playoff hopes alive. Anthony Gamble was again a catalyst, hitting 9 of 9 shots from the floor, scoring 20 points and earning GSC Player of the Week honors. Steve Martin added 22, Ricky Johnson 17, Tony Clanton 16 and Allen Williams 12. Troy's 102 points was the most ever scored by an opposing team in Flowers Hall. Anthony Reed led TSU with 30 points and Charles McDonald had 27.

## **UT-MARTIN 99, UNA 94** **March 1, 1990 Martin, Tenn.**

The Lions hopes of an NCAA Tournament bid came crashing down with a 99-94 overtime loss in Pacer Arena. UNA trailed most of the night but rallied at the end of regulation and led 77-74 with 7:04 left. A Tony Clanton three-pointer with 1:22 left tied the game at 85-85 and would be the last score in regulation as a UNA shot at the buzzer went off the rim. Foul trouble plagued UNA in the extra-period as Eric Davis, Ricky Johnson and Steve Martin were all out of the game and UTM hit the clinching free throws. Martin led UNA with 23 and Clanton had a career-high 22 in his final game.



# 1989-90 Game Boxes

## NOVEMBER 17, 1989

**North Alabama 80:** Williams 7-13 1-2 15, Hardy 1-1 0-1 2, Clanton 1-2 0-0 3, Melson 0-3 4-4 4, Spencer 3-5 0-0 6, Jent 0-1 0-0 0, Martin 7-14 0-1 14, Macon 0-4 0-0 0, Stafford 3-5 0-1 7, Johnson 9-10 0-0 18, Markham 0-1 0-0 0, Davis 1-3 0-0 2, Gamble 0-2 0-0 0, Wilmer 3-7 3-4 9

**Northeast Missouri State 58:** Matthews 4-9 3-4 12, Chilton 0-0 0-0 0, Schwab 0-0 0-0 0, Clements 7-11 6-8 20, Printy 1-4 3-4 6, Stenger 2-6 1-4 5, Taylor 0-0 0-0 0, Wojas 1-4 0-0 2, Parmeler 4-5 0-0 9, Dunn 1-1 0-1 2, Reid 1-8 0-0 2

**TEAM TOTALS:** FG PCT - UNA 49.3 (35-71), NEMO 43.8 (21-48); 3-PT FG (UNA 3-7, NEMO 3-8); FT PCT - UNA 70.0 (7-10), NEMO 61.9 (13-21) REBOUNDS - UNA 34, NEMO 36; HALFTIME - UNA 37, NEMO 24

## NOVEMBER 18, 1989

**North Alabama 121:** Williams 8-9 2-2 22, Hardy 1-2 1-2 3, Clanton 4-6 0-0 9, Melson 1-3 2-2 5, Spencer 1-2 0-0 2, Jent 0-2 2-2 2, Martin 9-10 2-2 23, Macon 3-5 0-0 6, Stafford 3-3 0-1 7, Johnson 3-6 0-0 6, Markham 0-2 0-0 0, Davis 6-7 2-2 14, Gamble 5-8 2-2 12, Wilmer 4-7 2-3 10

**Angelo State 76:** Ragsdale 7-12 3-4 22, Conrad 1-4 0-0 3, Lewis 1-1 0-0 2, Ellis 2-7 0-2 5, Jackson 1-3 0-1 2, Rodgers 9-19 1-3 19, Phelps 5-8 0-0 11, Young 0-1 0-1 0, Hurst 5-8 0-0 10, Roberts 1-2 0-0 2

**TEAM TOTALS:** FG PCT - UNA 66.7 (48-72), AS 49.2 (32-65); 3-PT FG (UNA 10-11, AS 8-16), FT PCT - UNA 83.3 (15-18), AS 36.4 (4-11); REBOUNDS - UNA 40, AS 24; HALFTIME - UNA 63, Angelo State 31

## NOVEMBER 20, 1989

**North Alabama 85:** Williams 5-15 2-5 13, Hardy 2-3 5-6 9, Clanton 1-1 3-5 6, Melson 0-0 0-0 0, Jent 2-3 0-0 4, Martin 7-13 2-2 16, Macon 1-3 0-0 3, Stafford 3-11 1-3 7, Johnson 7-11 1-2 15, Markham 0-0 0-0 0, Davis 2-7 0-0 4, Gamble 1-4 0-0 2, Wilmer 3-8 0-0 6

**Henderson State 78:** Herbert 1-7 2-2 4, Thompson 4-7 2-2 13, Dale 12-20 4-9 29, Ware 5-12 2-3 14, Lamb 2-7 0-0 4, Jones 0-2 0-0 0, Upton 5-10 1-2 14, Marbley 0-1 0-0 0, Mason 0-0 0-0 0, Williams 0-0 0-0 0

**TEAM TOTALS:** FG PCT - UNA 43.0 (34-79), HS 43.3 (29-67); 3-PT FG (UNA 3-12, HS 8-19); FT PCT - UNA 60.8 (14-23), HS 66.7 (12-18); REBOUNDS UNA 41, HS 53; HALFTIME - HS 38, UNA 35

## NOVEMBER 30, 1989

**North Alabama 91:** Williams 7-11 2-2 18, Hardy 0-1 0-0 0, Clanton 1-5 0-0 2, Melson 1-1 0-0 2, Jent 2-6 1-1 5, Martin 4-6 3-3 13, Macon 2-4 0-1 4, Stafford 3-4 0-0 7, Johnson 7-7 0-0 14, Markham 2-3 0-0 4, Davis 2-4 3-4 7, Gamble 0-2 2-2 2, Wilmer 6-9 1-2 13

**Shorter College 61:** Miller 3-6 0-0 7, Hodges 0-1 0-0 0, Huff 3-11 0-0 8, Burney 8-14 1-3 18, Ingram 3-6 0-0 6, Freeman 2-5 0-1 4, Vettors 0-0 0-0 0, Snider 0-0 0-0 0, Whaley 3-9 0-0 6, Karas 4-12 4-6 12

**TEAM TOTALS:** FG PCT - UNA 58.7 (37-63), SC 40.6 (26-64); 3-PT FG (UNA 5-13, SC 4-9) FT PCT - UNA 80.0 (12-15) SC 50.0 (5-10); REBOUNDS - UNA 45, SC 23; HALFTIME - UNA 46, SC 26

## DECEMBER 4, 1989

**North Alabama 122:** Williams 5-10 1-3 13, Hardy 1-3 2-2 4, Clanton 0-4 0-0 0, Melson 1-4 2-2 5, Jent 2-5 2-2 6, Martin 10-13 10-10 31, Macon 1-3 0-0 2, Johnson 5-10 1-2 11, Markham 3-5 0-0 6, Stafford 3-11 0-0 6, Davis 6-8 5-16 17, Gamble 3-4 2-4 8, Wilmer 4-8 5-6 13

**Lane College 80:** Jordan 0-0 0-0 0, Choice 7-14 0-2 14, Moody 2-2 0-0 4, Halls 2-6 0-0 4, Chap-

man 5-10 3-3 13, Davis 2-3 1-2 6, Williams 8-17 4-5 23, Quarles 0-2 0-0 0, Winn 2-8 0-0 4, Farmer 2-6 0-0 4, Jamison 0-3 0-0 0, Williams 4-5 0-0 8

**TEAM TOTALS:** FG PCT - UNA 50.0 (44-88), LC 45.3 (34-75); 3-PT FG (UNA 3-14, LC 4-14); FT PCT - UNA 63.8 (30-47), LC 66.7 (8-12); REBOUNDS - UNA 67, LC 31; HALFTIME - UNA 57, LC 38

## DECEMBER 9, 1989

**North Alabama 103:** Williams 5-11 0-0 12, Hardy 2-3 0-0 4, Clanton 3-5 2-2 9, Melson 2-3 3-3 7, Spencer 3-5 0-0 6, Jent 1-5 0-0 3, Martin 7-16 4-4 18, Macon 0-2 0-0 0, Stafford 4-6 0-0 8, Johnson 7-13 0-2 14, Markham 0-0 0-0 0, Davis 4-5 0-0 8, Gamble 3-5 0-0 6, Wilmer 2-3 4-7 8

**North Georgia 79:** Steele 6-13 4-5 20, Hudson 1-7 2-2 5, Drake 2-2 0-0 5, Hilburn 2-7 0-0 4, Faulkner 2-5 0-0 5, Glover 1-2 0-0 3, Sisk 0-0 0-0 0, Gibbs 0-4 2-2 2, Williams 7-13 15-18 29, Gable 1-1 0-0 2, Arney 0-4 2-2 2, Cornett 0-0 0-0 0, Abernathy 1-1 0-0 2

**TEAM TOTALS:** FG PCT - UNA 52.4 (43-82), NGC 39.0 (23-59); 3-PT FG (UNA 4-13, NGC 8-14) FT PCT - UNA 72.2 (13-18) NGC 86.2 (25-29); REBOUNDS - UNA 47, NGC 33; HALFTIME - UNA 40, NGC 31

## DECEMBER 16, 1989

**North Alabama 87:** Williams 4-15 4-8 16, Hardy 0-0 0-0 0, Clanton 2-4 0-1 5, Jent 1-2 0-0 2, Martin 6-12 6-10 18, Macon 0-1 0-0 0, Johnson 5-11 1-2 11, Stafford 0-4 3-4 3, Davis 1-2 1-2 3, Wilmer 9-11 10-12 29

**Athens State 93:** Wilson 9-11 5-6 24, Cooper 1-3 1-2 3, Maffett 5-10 4-5 15, Bailey 0-0 0-0 0, Taylor 0-0 0-0 0, Rice 3-6 0-0 7, Caldwell 0-0 0-0 0, Daniel 13-16 5-7 31, Blackmon 1-4 5-6 7, Herring 1-2 1-3 3, Grayson 1-3 1-2 3

**TEAM TOTALS:** FG PCT - UNA 45.2 (28-62), ASC 61.8 (34-55), 3-PT FG (UNA 25-40, ASC 3-8); FT PCT - UNA 62.5 (25-40), ASC 66.7 (22-33); REBOUNDS - UNA 46, ASC 31; HALFTIME - UNA 45, ASC 30

## DECEMBER 27, 1989

**North Alabama 66:** Williams 2-7 2-2 6, Hardy 0-5 0-0 0, Clanton 0-0 0-0 0, Spencer 2-6 0-0 4, Jent 0-2 0-0 0, Martin 4-8 2-2 10, Macon 1-2 2-2 4, Stafford 2-6 2-2 7, Johnson 6-13 3-4 15, Markham 0-0 0-0 0, Davis 1-1 1-1 3, Gamble 2-5 6-10 10, Wilmer 2-7 2-2 7

**Texas Tech 90:** Mason 6-12 0-0 16, Flemons 5-8 6-11 16, Sanders 0-1 0-0 0, Butts 8-14 0-0 20, Taylor 0-1 0-0 0, Miles 2-5 2-2 6, Phelps 2-4 0-0 4, Brown 1-7 2-2 5, Lowe 6-11 0-0 12, Grusing 4-7 0-1 11

**TEAM TOTALS:** FG PCT - UNA 35.5 (22-62), TT 48.6 (34-70); 3-PT (UNA 2-10, TT 12-27); FT PCT - UNA 80.0 (20-25), TT 62.5 (10-16); REBOUNDS - UNA 40, TT 43; HALFTIME - UNA 35, TT 34

## JANUARY 4, 1990

**North Alabama 97:** Williams 7-16 5-8 20, Clanton 0-3 2-2 2, Spencer 1-3 0-0 2, Jent 0-0 0-0 0, Martin 8-9 1-2 19, Macon 4-6 2-3 11, Johnson 8-14 1-1 17, Stafford 1-5 2-2 5, Davis 0-0 2-2 2, Gamble 2-4 1-2 5, Wilmer 5-9 4-5 14

**Earl Paulk 82:** Murphy 8-11 0-0 17, McWilliams 7-14 0-0 14, Coleman 0-0 0-0 0, Sanders 8-18 5-12 21, Gordon 5-12 6-7 16, Shives 2-4 2-3 7, Davis 1-2 0-0 2, Franklin 2-5 1-2 5, Banks 0-0 0-0 0

**TEAM TOTALS:** FG PCT - UNA 52.2 (36-69) EPI 50.0 (33-66); 3-PT (UNA 4-14, EPI 2-5); FT PCT - UNA 75.0 (21-28), EPI 58.3 (14-24); REBOUNDS - UNA 37, EPI 38; HALFTIME - UNA 44, EPI 40

## JANUARY 6, 1990

**North Alabama 69:** Williams 4-17 2-2 11, Hardy 1-1 1-2 3, Clanton 0-1 0-0 0, Spencer 1-4 2-2 4, Martin 9-17 9-11 30, Macon 0-2 0-0 0, Stafford 1-3

0-0 2, Johnson 6-12 0-3 12, Davis 0-1 2-2 2, Wilmer 2-7 1-6 5

**West Georgia 71:** Snyder 5-6 2-2 12, Bellamy 2-2 2-4 6, Kaiser 0-0 0-0 0, Hardy 4-11 0-1 9, Arnold 1-1 0-0 3, Myers 1-2 0-0 2, Dunbar 7-13 2-2 18, Boyd 3-5 1-3 7, Worthy 0-0 0-0 0, Cooley 3-7 8-12 14

**TEAM TOTALS:** FG PCT - UNA 36.9 (24-65), WGC 55.3 (26-47); 3-PT FG (UNA 4-24, WGC 4-7) FT PCT - UNA 60.7 (17-28), WGC 62.5 (15-24); REBOUNDS - UNA 35, WGC 42; HALFTIME - UNA 35, WGC 34

## JANUARY 8, 1990

**North Alabama 77:** Williams 3-5 0-1 9, Hardy 0-0 0-0 0, Clanton 4-5 2-4 13, Martin 9-21 5-5 24, Macon 0-2 0-0 0, Stafford 2-7 0-0 5, Johnson 5-9 1-4 11, Davis 6-8 1-5 13, Wilmer 1-2 0-0 2

**Jacksonville State 72:** Hale 5-10 1-2 13, Madden 5-11 0-0 13, Kingston 1-6 1-2 3, Sanders 8-20 3-7 23, Burkette 1-3 2-4 4, Dixon 2-3 1-5 5, McGaughy 3-5 1-2 7, Williams 1-2 2-2 4

**TEAM TOTALS:** FG PCT - UNA 50.8 (30-59), JSU 43.3 (26-60); 3-PT FG (UNA 8-17, JSU 9-30); FT PCT - UNA 47.4 (9-19), JSU 45.8 (11-24); REBOUNDS - UNA 42, JSU 38; HALFTIME JSU 38, UNA 29

## JANUARY 11, 1990

**North Alabama 96:** Williams 8-17 7-8 27, Hardy 2-3 0-1 4, Clanton 1-2 0-0 2, Jent 0-0 0-0 0, Martin 14-23 8-8 37, Stafford 4-1 2-5 10, Johnson 4-8 1-2 9, Davis 1-4 3-4 5, Gamble 1-1 0-1 2

**Alabama-Huntsville 93:** Bateman 0-0 0-0 0, Morris 5-12 6-6 17, Howard 2-2 0-0 6, Wiggins 0-0 1-2 1, Steger 4-6 4-6 13, Chapman 0-1 0-0 0, Cunnigan 6-10 4-5 16, Jones 9-24 8-11 30, Moore 4-6 0-0 8, Adair 1-1 0-0 2

**TEAM TOTALS:** FG PCT - UNA 50.7 (35-69), UAH 50.0 (31-62); 3-PT FG (UNA 5-13, UAH 8-20); FT PCT - UNA 75.0 (21-28), UAH 76.7 (23-30); REBOUNDS - UNA 44, UAH 34; HALFTIME - UNA 49, UAH 42

## JANUARY 13, 1990

**North Alabama 72:** Williams 5-12 5-7 18, Hardy 0-0 3-4 3, Clanton 2-5 2-2 6, Martin 6-9 2-2 15, Macon 1-2 4-12 6, Stafford 0-1 0-0 0, Johnson 5-11 6-7 16, Markham 0-1 1-2 1, Davis 3-7 1-3 7, Gamble 0-0 0-0 0

**Livingston 64:** Hamilton 3-8 1-3 7, Brown 1-4 0-0 2, Plalner 1-2 0-0 2, Winn 6-15 2-3 17, Kistner 3-6 2-2 11, Harris 2-6 3-4 8, Stephens 0-6 2-3 2, Hamilton 3-7 4-4 10, Hambrick 0-3 3-4 3, Arnold 0-1 0-0 0, Spears 1-2 0-0 2

**TEAM TOTALS:** FG PCT - UNA 45.8 (22-48) LU 33.3 (20-60); 3-PT FG (UNA 4-11, LU 7-23); FT PCT - UNA 61.5 (24-39) LU 73.9 (17-23); REBOUNDS - UNA 50, LU 37; HALFTIME - UNA 34, LU 30

## JANUARY 15, 1990

**North Alabama 85:** Williams 4-15 2-2 11, Hardy 0-1 0-0 0, Clanton 4-5 1-2 10, Jent 0-0 4-4 4, Martin 4-10 2-2 10, Macon 0-0 0-0 0, Stafford 5-7 2-2 15, Johnson 6-19 4-5 16, Davis 7-11 2-3 16, Gamble 1-1 1-1 3

**Delta State 81:** Rayburn 0-0 0-0 0, Harrell 3-6 5-8 12, Williamson 3-8 2-2 10, Dixon 5-15 2-3 12, Hunter 3-7 1-2 8, Kimble 2-4 2-2 7, Longino 1-2 1-2 3, Davis 4-5 0-0 8, Lowe 6-10 1-6 13, Hite 4-10 0-0 8, Peoples 0-1 0-1 0

**TEAM TOTALS:** FG PCT - UNA 44.9 (31-69), DSU 46.3 (31-67); 3-PT (UNA 5-9, DSU 5-13); FT PCT - UNA 85.7 (18-21), DSU 53.8 (14-26); REBOUNDS - UNA 40, DSU 44; HALFTIME - UNA 32, DSU 29

## JANUARY 18, 1990

**North Alabama 88:** Williams 8-15 1-1 20, Hardy 1-1 0-0 2, Clanton 2-5 0-2 5, Melson 0-1 2-2 2, Jent



# 1989-90 Game Boxes

0-0 0-0 0, Martin 9-15 7-8 27, Macon 0-0 0-0 0, Stafford 2-7 2-2 7, Johnson 3-6 2-2 8, Markham 0-1 0-0 0, Davis 3-5 3-3 9, Gamble 4-5 0-2 8

**UT-Martin 63:** Redmon 4-10 0-0 8, Nelson 3-12 4-5 11, Braxton 0-1 0-0 0, Werts 0-2 0-0 0, Hardy 0-0 0-1 0, Bradley 2-5 0-0 4, Lawler 3-9 0-0 8, Jonasson 2-5 0-2 4, Vowell 5-10 1-2 13, Malone 5-7 0-0 10, Washington 2-3 1-2 5

**TEAM TOTALS:** FG PCT - UNA 52.5 (32-61) UTM 39.4 (26-66); 3-PT (UNA 7-14, UTM 5-26); FT PCT - UNA 77.3 (17-22), UTM 50.0 (6-12); REBOUNDS - UNA 36, UTM 43; HALFTIME - UNA 44, UTM 23

## JANUARY 22, 1990

**North Alabama 84:** Williams 0-13 2-2 2, Hardy 1-3 0-2 2, Clanton 1-3 0-1 2, Jent 2-3 0-1 6, Martin 15-24 9-13 40, Macon 0-1 0-0 0, Stafford 4-11 1-1 10, Johnson 5-10 0-0 0, Markham 0-1 1-1 1, Davis 1-3 5-6 7, Gamble 2-2 0-2 4

**Mississippi College 81:** Fears 2-5 0-1 4, Chatman 5-11 1-2 13, Thomas 8-13 1-2 19, Chaney 0-0 0-1 0, Burley 0-0 0-0 0, Sandifer 1-4 0-0 2, Cavett 3-3 13-17 19, Matthews 4-8 3-5 11, Green 2-6 2-2 6, Harris 2-3 0-1 4, Williams 1-1 1-2 3

**TEAM TOTALS:** FG PCT - UNA 41.9 (31-74), MC 63.6 (28-54); 3 PT FG (UNA 4-21, MC 4-10) FT PCT - UNA 62.1 (18-29), MC 63.6 (21-33); REBOUNDS - UNA 45, MC 39; HALFTIME - MC 46, UNA 36

## JANUARY 27, 1990

**North Alabama 101:** Williams 11-20 3-4 33, Hardy 0-1 0-0 0, Clanton 3-5 4-4 11, Jent 0-1 0-0 0, Martin 7-12 5-5 19, Macon 2-4 4-7 8, Stafford 1-1 0-0 2, Johnson 5-8 4-5 14, Davis 4-7 0-0 8, Gamble 3-4 0-0 6

**Valdosta State 102:** Hayes 4-9 3-4 11, Jones 2-7 1-2 6, Shelman 14-18 6-10 36, Oliver 2-3 2-2 6, Patterson 2-6 7-7 11, Hodge 1-3 4-7 6, Jones 0-3 2-2 2, Barnett 6-11 6-11 18, Ellick 1-5 4-8 6

**TEAM TOTALS:** FG PCT - UNA 57.1 (36-63) VSC 49.2 (32-65); 3 PT FG (UNA 9-16, VSC 3-4); FT PCT - UNA 80.0 (20-25), VSC 66.0 (35-53); REBOUNDS - UNA 42, VSC 35; HALFTIME - VSC 46, UNA 45; END OF REGULATION - UNA 90, VSC 90

## JANUARY 29 1990

**North Alabama 89:** Williams 8-13 0-2 20, Hardy 0-0 0-0 0, Clanton 1-4 0-0 3, Martin 9-22, 1-6 18, Macon 2-3 2-3 6, Stafford 4-7 3-4 12, Johnson 5-12 2-3 12, Markham 0-0 0-0 0, Davis 3-4 1-3 7, Gamble 4-4 3-4 11

**Troy State 84:** Holley 8-17 6-7 23, Evans 2-5 1-2 6, Davis 1-3 1-2 4, McDonald 5-13 2-2 13, Reed 9-19 6-14 24, Harris 1-2 0-0 2, Hicks 2-6 2-2 8, King 1-4 0-0 2, Aultman 1-5 0-0 2

**TEAM TOTALS:** FG PCT - UNA 51.4 (36-70), TSU 40.5 (30-74); 3 PT FG (UNA 6-14, TSU 6-17) FT PCT - UNA 55.0 (11-20), TSU 62.1 (18-29); REBOUNDS - UNA 41, TSU 50; HALFTIME - TSU 45, UNA 43

## FEBRUARY 3, 1990

**North Alabama 100:** Williams 3-7 4-4 12, Hardy 0-0 0-0 0, Clanton 1-6 4-4 7, Jent 0-2 0-0 0, Martin 3-9 6-10 12, Macon 2-4 2-5 7, Stafford 6-9 2-5 15, Johnson 11-20 7-7 29, Davis 3-5 0-0 6, Gamble 4-6 4-6 12

**West Georgia 101:** Dunbar 6-12 5-6 20, Cooley 5-9 2-5 12, Snyder 3-8 5-10 12, Williams 3-5 2-3 10, Bellamy 3-5 0-0 6, Kaiser 0-3 0-0 0, Hardy 5-10 2-2 12, Arnold 2-6 6-6 11, Myers 0-2 0-0 0, Koonce 1-4 0-1 3, Worthy 7-8 1-1 15

**TEAM TOTALS:** FG PCT - UNA 48.5 (33-68), WGC 48.6 (35-72); 3 PT FG (UNA 5-14, WGC 8-17) FT PCT - UNA 70.7 (29-42), WGC 67.6 (23-34); REBOUNDS - UNA 47, WGC 42; HALFTIME - WGC 51, UNA 44, END OF REGULATION - UNA 92, WGC 92

## FEBRUARY 5, 1990

**North Alabama 89:** Williams 5-13 0-0 11, Hardy 0-0 0-0 0, Clanton 2-5 0-0 5, Martin 7-16 1-2 17, Macon 4-8 2-3 10, Stafford 3-7 2-2 11, Johnson 6-8 0-0 12, Markham 0-0 0-0 0, Davis 6-7 6-8 18, Gamble 2-3 1-2 5

**Jacksonville State 96:** Hale 5-14 3-5 13, Maddeon 3-10 3-5 10, Kingston 3-7 6-6 14, Sanders 6-13 17-21 30, Burkette 3-4 0-0 6, Dixon 5-9 2-5 12, McGaughy 4-9 0-2 8, Williams 1-9 1-2 3

**TEAM TOTALS:** FG PCT - UNA 52.2 (35-67) JSU 46.1 (30-65); 3 PT FG (UNA 7-22, JSU 4-20); FT PCT - UNA 70.5 (12-17), JSU 69.5 (32-46); REBOUNDS - UNA 40, JSU 46; HALFTIME - JSU 50, UNA 39

## FEBRUARY 8, 1990

**North Alabama 104:** Williams 6-9 0-0 15, Hardy 2-5 0-0 4, Clanton 1-4 2-2 4, Nelson 0-3 0-0 0, Jent 1-9 2-2 4, Martin 9-15 5-6 23, Macon 2-5 1-1 5, Stafford 4-8 2-2 10, Johnson 4-8 1-4 9, Markham 1-3 0-1 2, Davis 7-7 3-5 17, Gamble 3-8 5-6 11

**Alabama-Huntsville 67:** Bateman 0-0 0-1 0, Morris 2-9 0-0 4, Howard 5-15 2-4 15, Wiggins 3-6 2-2 8, Steger 0-2 3-4 3, Chapman 1-5 3-6 5, Jones 4-9 1-3 9, Hodge 2-5 0-0 4, Pederson 1-2 0-0 2, Zellous 2-3 3-7 7, Moore 3-5 2-2 8, Adair 1-1 0-0 2

**TEAM TOTALS:** FG PCT - UNA 47.6 (40-84), UAH 38.7 (24-62); 3 PT FG (UNA 3-11, UAH 3-16) FT PCT - UNA 72.4 (21-29), UAH 55.2 (16-29); REBOUNDS - UNA 59, UAH 33; HALFTIME - UNA 56 UAH 32



## FEBRUARY 10, 1990

**North Alabama 94:** Williams 5-11 0-0 10, Hardy 2-2 0-0 4, Clanton 5-8 0-0 13, Melson 1-1 0-1 3, Jent 1-2 0-0 2, Martin 9-14 4-4 22, Macon 3-3 4-4 11, Stafford 1-3 0-2 2, Johnson 8-10 0-0 16, Markham 0-0 0-0 0, Davis 4-4 3-5 11, Gamble 0-0 0-0 0

**Livingston 67:** Hamilton 6-14 1-4 13, Brown 2-5 0-0 5, Plainer 1-3 2-2 4, Winn 1-3 0-0 3, Kistner 5-9 7-7 19, Harris 0-2 3-4 3, Stephens 1-3 0-0 2, Hamilton 0-2 0-0 0, Hoover 0-1 0-0 0, Hambrick 1-3 0-0 2, Arnold 6-10 4-4 16

**TEAM TOTALS:** FG PCT - UNA 67.2 (39-58), LU 41.8 (23-55); 3 PT FG (UNA 5-12, LU 4-11) FT PCT - UNA 68.8 (11-16), LU 80.9 (17-21); REBOUNDS - UNA 30, LU 29; HALFTIME - UNA 43, LU 29

## FEBRUARY 12, 1990

**North Alabama 85:** Williams 6-14 6-7 18, Hardy 2-2 1-3 5, Clanton 2-4 2-2 6, Jent 0-0 2-2 2, Martin 7-13 5-6 19, Macon 2-4 0-0 4, Stafford 8-10 0-0 16, Johnson 4-8 1-2 9, Markham 1-1 0-1 2, Davis 2-2 0-2 4, Gamble 0-0 0-0 0

**Delta State 67:** Rayburn 1-2 0-0 2, Harrell 8-12 0-0 20, Williamson 2-5 2-2 8, Hunter 4-9 1-2 11, Kimble 3-4 0-0 8, Longino 0-2 0-0 0, Davis 1-3 0-0 2, Hite 2-6 2-4 6, Dixon 2-6 0-4 4, Peoples 3-9 0-0 6

**TEAM TOTALS:** FG PCT - UNA 58.6 (34-58) DSU 44.9 (26-58); 3 PT FG (UNA 0-3, DSU 10-14); FT PCT - UNA 68.0 (17-25), DSU 41.7 (5-12); REBOUNDS - UNA 44, DSU 22; HALFTIME - UNA 44, DSU 36

## FEBRUARY 15, 1990

**North Alabama 72:** Williams 5-12 0-0 11, Hardy

1-2 2-2 3, Clanton 2-3 0-0 6, Martin 1-15 5-6 25, Macon 1-2 1-1 3, Stafford 3-5 3-4 9, Johnson 1-8 0-0 2, Davis 2-4 8-11 12

**Athens State 58:** Rice 1-9 1-2 3, Blackmon 3-4 0-2 6, Daniel 2-3 0-0 4, Cooper 8-13 2-2 22, Willson 3-6 0-0 7, Malfett 1-4 2-2 5, Grayson 0-4 0-0 0, Herring 3-5 5-7 11, Bailey 0-0 0-0 0, Caldwell 0-0 0-0 0

**TEAM TOTALS:** FG PCT - UNA 49.0 (25-51), ASC 43.8 (21-48); 3 PT FG (UNA 3-9, ASC 6-18); FT PCT - UNA 79.1 (19-24), ASC 66.7 (10-15); REBOUNDS - UNA 37, ASC 23; HALFTIME - UNA 36, ASC 28

## FEBRUARY 19, 1990

**North Alabama 77:** Williams 2-11 8-13 14, Hardy 3-4 2-3 8, Clanton 0-1 0-0 0, Martin 5-11 2-2 12, Macon 0-4 0-0 0, Stafford 0-5 0-0 0, Johnson 9-12 12-13 30, Markham 0-0 0-0 0, Davis 4-7 2-5 10, Gamble 1-1 1-2 3

**Mississippi College 83:** Fears 1-3 3-4 5, Chatman 1-6 2-2 4, Thurman 0-2 0-0 0, Thomas 7-16 7-9 21, Chaney 0-0 0-0 0, Sandifer 6-13 7-8 20, Cavett 2-3 3-3 7, Matthews 4-7 14-15 22, Green 2-4 0-0 4, Harris 0-2 0-0 0, Williams 0-1 0-0 0

**TEAM TOTALS:** FG PCT - UNA 42.9 (24-56), MC 38.6 (23-57); 3 PT FG (UNA 2-12, MC 1-11), FT PCT - UNA 71.1 (27-38), MC 87.8 (36-41); REBOUNDS - UNA 41, MC 38; HALFTIME - UNA 48, MC 39

## FEBRUARY 24, 1990

**North Alabama 97:** Williams 3-7 2-2 8, Hardy 2-3 0-0 4, Clanton 2-6 0-0 4, Melson 0-0 0-0 0, Jent 1-2 0-0 2, Martin 6-19 2-2 15, Macon 0-1 2-2 2, Stafford 6-12 1-2 14, Johnson 4-6 4-4 12, Markham 1-1 0-1 2, Davis 3-4 1-3 7, Gamble 13-16 1-8 27

**Valdosta State 79:** Hayes 5-12 2-2 15, Jones 1-4 2-2 5, Shelman 10-25 2-2 25, Hodge 5-8 0-2 10, Ford 2-7 0-2 4, Barnett 4-11 5-6 13, Ellick 2-6 3-4 7, Smith 0-2 0-0 0, Culp 0-0 0-0 0

**TEAM TOTALS:** FG PCT - UNA 53.2 (41-77), VSC 38.7 (29-75) 3 PT FG (UNA 2-7, VSC 7-17); FT PCT - UNA 54.2 (13-24), VSC 70.0 (14-20), REBOUNDS - UNA 59, VSC 35; HALFTIME UNA 47, VSC 44

## FEBRUARY 26, 1990

**North Alabama 107:** Williams 4-13 2-3 12, Hardy 0-3 0-0 0, Clanton 3-5 8-8 16, Martin 6-13 10-10 22, Macon 3-5 2-2 9, Stafford 0-5 0-0 0, Johnson 6-9 5-8 17, Markham 0-0 0-0 0, Davis 2-4 7-8 11, Gamble 9-9 2-3 20

**Troy State 102:** Holley 5-8 2-4 15, Evans 0-1 0-0 0, Davis 5-10 3-4 13, McDonald 11-23 0-0 27, Reed 12-19 6-8 30, Harris 0-0 0-0 0, Hicks 2-6 2-2 6, King 1-8 4-4 6, Aultman 2-2 1-2 5

**TEAM TOTALS:** FG PCT - UNA 50.0 (33-66), TSU 51.4 (38-74); 3 PT FG (UNA 6-18, TSU 8-21); FT PCT - UNA 85.7 (36-42), TSU 75.0 (18-24); REBOUNDS - UNA 50, TSU 29; HALFTIME - UNA 60, TSU 50

## MARCH 1, 1990

**North Alabama 94:** Williams 4-14 0-0 10, Hardy 0-0 0-0 0, Clanton 8-15 0-0 22, Jent 0-1 0-0 0, Martin 8-13 7-8 23, Macon 2-2 1-2 6, Stafford 2-7 0-2 5, Johnson 3-5 2-2 8, Markham 0-0 0-0 0, Davis 5-5 8-17 18, Gamble 1-6 0-0 2

**Tennessee-Martin 99:** Redmon 10-18 10-17 31, Washington 3-9 4-4 13, Nelson 1-5 0-0 2, Braxton 1-1 2-2 4, Werts 1-1 0-0 2, Hardy 5-9 5-6 15, Bradley 0-4 1-2 1, Vowell 6-11 2-2 16, Malone 6-8 3-3 15

**TEAM TOTALS:** FG PCT - UNA 49.3 (33-67), UTM 50.0 (33-66); 3 PT FG (UNA 10-26, UTM 6-20) FT PCT - UNA 58.1 (18-31), UTM 75.0 (27-36); REBOUNDS - UNA 40, UTM 42; HALFTIME - UTM 50, UNA 38



# 1989-90 Statistics

## 1989-90 Lions Basketball Stats – Final 28 Game Totals At Home: 14-2, On Road: 6-6, Overall: 20-8, GSC: 10-6

Player	G-S	3-PT	PCT	ALL	PCT	FT-FTA	PCT	TP	AVG.
		FG-FGA		FG-FGA					
Tony Clanton	28-28	27-60	45.0	56-122	45.9	32-41	78.0	171	6.1
Eric Davis	28-0	0-0	00.0	89-136	65.4	70-120	58.3	248	8.9
Anthony Gamble	24-0	0-0	00.0	64-100	64.0	31-57	54.4	159	6.6
Darryl Hardy	27-0	0-1	00.0	24-50	48.0	17-29	58.6	65	2.4
Mark Jent	21-1	3-14	21.4	13-46	28.9	13-14	92.9	42	2.0
Ricky Johnson	28-28	0-0	00.0	157-284	55.3	59-84	70.2	373	13.3
Floyd Macon	27-11	6-19	31.6	36-82	43.9	29-48	60.4	107	4.0
Todd Markham	19-0	0-0	00.0	8-19	42.1	2-6	33.3	18	0.9
Steve Martin	28-28	19-63	30.2	214-392	54.6	125-148	84.4	572	20.4
Darvy Melson	10-0	3-6	50.0	6-19	31.6	13-14	92.9	28	2.8
James Spencer	7-0	0-0	00.0	11-25	44.0	2-2	100.0	24	3.4
Fred Stafford	28-15	18-59	30.5	78-181	43.1	28-46	60.9	202	7.2
Carl Wilmer	11-0	2-9	22.2	41-78	52.6	32-47	68.1	116	10.5
Allen Williams	28-26	58-158	36.7	144-345	41.7	62-88	70.4	407	14.5
<b>North Alabama</b>	<b>28</b>	<b>136-389</b>	<b>34.9</b>	<b>941-1876</b>	<b>50.2</b>	<b>515-743</b>	<b>69.3</b>	<b>2532</b>	<b>90.4</b>
<b>Opponents</b>	<b>28</b>	<b>160-413</b>	<b>38.7</b>	<b>797-1756</b>	<b>45.4</b>	<b>471-706</b>	<b>66.7</b>	<b>2227</b>	<b>79.5</b>

Player	Reb		AVG	BLK	ST	TO	AST	High Pt. vs.	High Reb. vs.	PF-DQ
	Off-Def	Tot								
Tony Clanton	23-33	56	2.0	3	38	57	120	22-at UTM	6-at West Ga.	64-2
Eric Davis	48-80	128	4.6	16	9	38	6	18-at JSU, at UTM	11-Jacksonville St.	84-6
Anthony Gamble	27-29	56	2.3	2	5	21	5	27-Valdosta State	8-Valdosta State	16-0
Darryl Hardy	21-27	48	1.8	0	19	40	64	9-at Henderson State	5-Athens State	35-1
Mark Jent	12-13	25	1.2	0	7	13	15	6-Lane, Miss. College	7-Ala-Huntsville	39-0
Ricky Johnson	74-133	207	7.4	9	23	31	27	30-at Miss. College	16-at Livingston	84-2
Floyd Macon	31-69	100	3.6	1	35	36	54	11-Earl Paulk, LU	8-Lane, Earl Paulk	25-0
Todd Markham	6-24	30	1.6	2	3	7	2	6-Lane College	8-Lane College	22-0
Steve Martin	87-130	217	7.8	9	43	58	39	40-Miss. College	16-Miss. College	101-8
Darvy Melson	1-3	4	0.4	0	1	5	9	7-North Georgia	1-four times	3-0
James Spencer	7-3	10	1.4	1	2	4	1	6-NEMO, N. Georgia	3-three times	2-0
Fred Stafford	25-64	89	3.2	7	26	39	56	16-Delta State	9-Valdosta State	71-1
Carl Wilmer	22-27	49	4.4	5	8	12	7	29-Athens State	10-at Henderson State	17-1
Allen Williams	22-56	78	2.8	7	61	87	117	33-at Valdosta State	7-at Livingston	54-2
<b>North Alabama</b>	<b>408-691</b>	<b>1219</b>	<b>43.5</b>	<b>62</b>	<b>280</b>	<b>447</b>	<b>524</b>	<b>122-Lane College</b>	<b>67-Lane College</b>	<b>619-23</b>
<b>Opponents</b>	<b>355-552</b>	<b>1013</b>	<b>36.2</b>	<b>72</b>	<b>210</b>	<b>495</b>	<b>341</b>	<b>102-Troy St., at VSC</b>	<b>53-at Henderson State</b>	<b>611-23</b>

UNA Missed Shots: 1163, Opponents Missed Shots: 1,194  
DEADBALL REBOUNDS: UNA 69, Opponents 56



**Tony Clanton**



**Anthony Gamble**



**Floyd Macon**



# 1989-90 Results

**Overall: 20-8, GSC: 10-6, Home: 14-2, Road: 6-6, Neutral: 0-0**

	<b>Opponent</b>	<b>Score</b>	<b>Leading Scorer</b>	<b>Leading Rebounder</b>	<b>Att.</b>
Won	& Northeast Missouri St.	80-58	18-Johnson	8-Johnson	1,430
Won	& Angelo State	121-76	23-Martin	6-Martin	1,745
Won	at Henderson State	85-78	16-Martin	10-Wilmer	800
Won	Shorter College	91-61	18-Williams	8-Martin	1,830
Won	Lane College	122-80	31-Martin	8-Macon, Johnson, Markham	850
Won	North Georgia College	103-79	18-Martin	10-Martin	600
Lost	Athens State	87-93	29-Wilmer	9-Martin	975
Lost	at Texas Tech	66-90	15-Johnson	11-Johnson	2,189
Won	Earl Paulk Institute	97-82	20-Williams	8-Macon	495
Lost	*West Georgia	69-71	30-Martin	10-Martin	1,370
Won	*Jacksonville State	77-72	24-Martin	14-Martin	2,310
Won	at Alabama-Huntsville	96-93	37-Martin	11-Martin	470
Won	*at Livingston	72-64	18-Williams	16-Johnson	1,100
Won	*at Delta State	(OT) 85-81	16-Davis, Johnson	15-Johnson	1,575
Won	*Tennessee-Martin	88-63	27-Martin	8-Martin	2,247
Won	*Mississippi College	84-81	40-Martin	16-Martin	3,016
Lost	*at Valdosta State	(OT) 101-102	33-Williams	11-Johnson	843
Won	*at Troy State	89-84	20-Williams	10-Martin	1,150
Lost	*at West Georgia	(OT) 100-101	29-Johnson	11-Martin	612
Lost	*at Jacksonville State	89-96	18-Davis	9-Davis	3,800
Won	Alabama-Huntsville	104-67	23-Martin	10-Davis	1,380
Won	*Livingston	94-67	22-Martin	8-Johnson	2,025
Won	*Delta State	85-67	19-Martin	12-Martin	1,491
Won	at Athens State	72-58	25-Martin	14-Martin	900
Lost	*at Mississippi College	77-83	30-Johnson	7-Johnson	1,380
Won	*Valdosta State	97-79	27-Gamble	11-Martin	2,135
Won	*Troy State	107-102	22-Martin	10-Johnson	2,214
Lost	*at Tennessee-Martin	(OT) 94-99	23-Martin	7-Macon	1,356

& - First Federal/Pepsi Tipoff Tournament, Florence, Ala.

\* - Gulf South Conference Games



**Mark Jent**



**Todd Markham**



**Eric Davis**



# 1989-90 Game-by-Game Stats

Opponent	FG-Att	Pct	3-Pt	FT-Att	Pct	TP	REB	BLK	ST	TO	AS	PF
Northeast Missouri	21-48	43.8	3-8	13-21	61.9	58	36	1	6	29	4	20
<b>NORTH ALABAMA</b>	<b>35-71</b>	<b>49.3</b>	<b>3-7</b>	<b>7-11</b>	<b>63.6</b>	<b>80</b>	<b>34</b>	<b>1</b>	<b>14</b>	<b>15</b>	<b>19</b>	<b>18</b>
Angelo State	32-65	49.2	8-16	4-11	36.4	76	24	0	5	22	12	16
<b>NORTH ALABAMA</b>	<b>48-72</b>	<b>66.7</b>	<b>10-12</b>	<b>15-18</b>	<b>83.3</b>	<b>121</b>	<b>40</b>	<b>2</b>	<b>9</b>	<b>13</b>	<b>19</b>	<b>20</b>
at Henderson State	29-67	43.3	8-19	12-18	66.7	78	53	5	3	21	10	21
<b>NORTH ALABAMA</b>	<b>34-79</b>	<b>43.0</b>	<b>3-12</b>	<b>14-23</b>	<b>60.8</b>	<b>85</b>	<b>41</b>	<b>1</b>	<b>8</b>	<b>5</b>	<b>14</b>	<b>14</b>
Shorter College	26-64	40.6	4-9	5-10	50.0	61	23	1	7	16	5	11
<b>NORTH ALABAMA</b>	<b>37-63</b>	<b>58.7</b>	<b>5-13</b>	<b>12-15</b>	<b>80.0</b>	<b>91</b>	<b>47</b>	<b>6</b>	<b>12</b>	<b>13</b>	<b>19</b>	<b>16</b>
Lane College	34-75	45.3	4-14	8-12	66.7	80	31	4	4	22	9	28
<b>NORTH ALABAMA</b>	<b>44-88</b>	<b>50.0</b>	<b>3-14</b>	<b>30-47</b>	<b>63.8</b>	<b>122</b>	<b>67</b>	<b>1</b>	<b>13</b>	<b>13</b>	<b>25</b>	<b>14</b>
North Georgia	23-59	39.0	8-14	25-29	86.2	79	33	2	4	15	7	16
<b>NORTH ALABAMA</b>	<b>43-82</b>	<b>52.4</b>	<b>4-13</b>	<b>13-18</b>	<b>72.2</b>	<b>103</b>	<b>47</b>	<b>0</b>	<b>12</b>	<b>17</b>	<b>19</b>	<b>23</b>
Athens State	34-55	61.8	3-8	22-33	66.7	93	31	3	13	19	16	30
<b>NORTH ALABAMA</b>	<b>28-62</b>	<b>45.2</b>	<b>6-21</b>	<b>25-40</b>	<b>62.5</b>	<b>87</b>	<b>46</b>	<b>2</b>	<b>10</b>	<b>22</b>	<b>17</b>	<b>31</b>
at Texas Tech	34-70	48.6	12-27	10-16	62.5	90	43	3	6	19	22	17
<b>NORTH ALABAMA</b>	<b>22-62</b>	<b>35.5</b>	<b>2-10</b>	<b>20-25</b>	<b>80.0</b>	<b>66</b>	<b>40</b>	<b>1</b>	<b>6</b>	<b>19</b>	<b>15</b>	<b>21</b>
Earl Paulk	33-66	50.0	2-3	14-24	58.3	82	38	2	7	20	9	20
<b>NORTH ALABAMA</b>	<b>36-69</b>	<b>52.2</b>	<b>4-14</b>	<b>21-28</b>	<b>75.0</b>	<b>97</b>	<b>37</b>	<b>3</b>	<b>15</b>	<b>14</b>	<b>21</b>	<b>21</b>
West Georgia	26-47	55.3	4-7	15-24	62.5	71	42	3	9	26	12	20
<b>NORTH ALABAMA</b>	<b>24-65</b>	<b>36.9</b>	<b>4-24</b>	<b>17-28</b>	<b>60.7</b>	<b>69</b>	<b>35</b>	<b>1</b>	<b>17</b>	<b>13</b>	<b>11</b>	<b>19</b>
Jacksonville State	26-60	43.3	9-30	11-24	45.8	72	38	2	11	16	16	18
<b>NORTH ALABAMA</b>	<b>30-59</b>	<b>50.8</b>	<b>8-17</b>	<b>9-19</b>	<b>47.4</b>	<b>77</b>	<b>42</b>	<b>2</b>	<b>10</b>	<b>21</b>	<b>18</b>	<b>25</b>
at Alabama-Huntsville	31-62	50.0	8-20	23-30	76.7	93	34	4	6	19	17	26
<b>NORTH ALABAMA</b>	<b>35-69</b>	<b>50.7</b>	<b>5-13</b>	<b>21-28</b>	<b>75.0</b>	<b>96</b>	<b>44</b>	<b>1</b>	<b>14</b>	<b>20</b>	<b>22</b>	<b>24</b>
at Livingston	20-60	33.3	7-23	17-23	73.9	64	37	5	7	12	16	30
<b>NORTH ALABAMA</b>	<b>22-48</b>	<b>45.8</b>	<b>4-11</b>	<b>24-39</b>	<b>61.5</b>	<b>72</b>	<b>50</b>	<b>2</b>	<b>8</b>	<b>19</b>	<b>16</b>	<b>23</b>
at Delta State	31-67	46.3	5-13	14-26	53.8	81	44	3	9	17	14	18
<b>NORTH ALABAMA</b>	<b>31-69</b>	<b>44.9</b>	<b>5-9</b>	<b>18-21</b>	<b>85.7</b>	<b>85</b>	<b>40</b>	<b>2</b>	<b>11</b>	<b>18</b>	<b>18</b>	<b>20</b>
Tennessee-Martin	26-66	39.4	5-26	6-12	50.0	63	43	1	8	24	10	21
<b>NORTH ALABAMA</b>	<b>32-61</b>	<b>52.5</b>	<b>7-14</b>	<b>17-22</b>	<b>77.3</b>	<b>88</b>	<b>36</b>	<b>2</b>	<b>13</b>	<b>15</b>	<b>18</b>	<b>17</b>
Mississippi College	28-54	51.8	4-10	21-33	63.6	81	39	4	6	14	7	23
<b>NORTH ALABAMA</b>	<b>31-74</b>	<b>41.9</b>	<b>4-21</b>	<b>18-29</b>	<b>62.1</b>	<b>84</b>	<b>45</b>	<b>2</b>	<b>8</b>	<b>9</b>	<b>18</b>	<b>28</b>
at Valdosta State	32-65	49.2	3-4	35-53	66.0	102	35	1	12	17	8	23
<b>NORTH ALABAMA</b>	<b>36-63</b>	<b>57.1</b>	<b>9-16</b>	<b>20-25</b>	<b>80.0</b>	<b>101</b>	<b>42</b>	<b>7</b>	<b>3</b>	<b>26</b>	<b>12</b>	<b>32</b>
at Troy State	30-74	40.5	6-17	18-29	62.1	84	50	3	7	11	19	24
<b>NORTH ALABAMA</b>	<b>36-70</b>	<b>51.4</b>	<b>6-14</b>	<b>11-20</b>	<b>55.0</b>	<b>89</b>	<b>41</b>	<b>1</b>	<b>5</b>	<b>13</b>	<b>22</b>	<b>24</b>
at West Georgia	35-72	48.6	8-17	23-34	67.6	101	42	6	8	17	24	30
<b>NORTH ALABAMA</b>	<b>33-68</b>	<b>48.5</b>	<b>5-14</b>	<b>29-41</b>	<b>70.7</b>	<b>100</b>	<b>47</b>	<b>3</b>	<b>7</b>	<b>15</b>	<b>24</b>	<b>33</b>
at Jacksonville State	30-65	46.1	4-20	32-46	69.5	96	46	1	14	12	22	18
<b>NORTH ALABAMA</b>	<b>35-67</b>	<b>52.2</b>	<b>7-22</b>	<b>12-17</b>	<b>70.5</b>	<b>89</b>	<b>40</b>	<b>3</b>	<b>5</b>	<b>20</b>	<b>21</b>	<b>31</b>
Alabama-Huntsville	24-62	38.7	3-16	16-29	55.2	67	33	5	9	24	8	24
<b>NORTH ALABAMA</b>	<b>40-84</b>	<b>47.6</b>	<b>3-11</b>	<b>21-29</b>	<b>72.4</b>	<b>104</b>	<b>59</b>	<b>1</b>	<b>19</b>	<b>14</b>	<b>20</b>	<b>23</b>
Livingston	23-55	41.8	4-11	17-21	80.9	67	29	1	6	16	8	17
<b>NORTH ALABAMA</b>	<b>39-58</b>	<b>67.2</b>	<b>5-12</b>	<b>11-16</b>	<b>68.8</b>	<b>94</b>	<b>30</b>	<b>2</b>	<b>8</b>	<b>10</b>	<b>25</b>	<b>18</b>
Delta State	26-58	44.9	10-14	5-12	41.7	67	22	1	10	19	8	20
<b>NORTH ALABAMA</b>	<b>34-58</b>	<b>58.6</b>	<b>0-3</b>	<b>17-25</b>	<b>68.0</b>	<b>85</b>	<b>44</b>	<b>0</b>	<b>13</b>	<b>18</b>	<b>16</b>	<b>13</b>
at Athens State	21-48	43.8	6-18	10-15	66.7	58	23	2	8	20	10	20
<b>NORTH ALABAMA</b>	<b>25-51</b>	<b>49.0</b>	<b>3-9</b>	<b>19-24</b>	<b>79.1</b>	<b>72</b>	<b>37</b>	<b>2</b>	<b>10</b>	<b>25</b>	<b>11</b>	<b>19</b>
at Mississippi College	23-57	38.6	1-11	36-41	87.8	83	38	3	3	12	9	26
<b>NORTH ALABAMA</b>	<b>24-56</b>	<b>42.9</b>	<b>2-12</b>	<b>27-38</b>	<b>71.1</b>	<b>77</b>	<b>41</b>	<b>3</b>	<b>11</b>	<b>15</b>	<b>17</b>	<b>27</b>
Valdosta State	29-75	38.7	7-17	14-20	70.0	79	35	7	11	11	11	23
<b>NORTH ALABAMA</b>	<b>41-77</b>	<b>53.2</b>	<b>2-7</b>	<b>13-24</b>	<b>54.2</b>	<b>97</b>	<b>59</b>	<b>3</b>	<b>6</b>	<b>16</b>	<b>21</b>	<b>14</b>
Troy State	38-74	51.4	8-21	18-24	75.0	102	29	1	5	12	17	29
<b>NORTH ALABAMA</b>	<b>33-66</b>	<b>50.0</b>	<b>6-18</b>	<b>31-42</b>	<b>85.7</b>	<b>107</b>	<b>50</b>	<b>6</b>	<b>5</b>	<b>19</b>	<b>23</b>	<b>24</b>
at Tennessee Martin	33-66	50.0	6-20	27-36	75.0	99	42	1	6	13	11	22
<b>NORTH ALABAMA</b>	<b>33-67</b>	<b>49.3</b>	<b>10-26</b>	<b>18-31</b>	<b>58.1</b>	<b>94</b>	<b>40</b>	<b>1</b>	<b>8</b>	<b>10</b>	<b>23</b>	<b>27</b>



# 1989-90 Game-by-Game Stats

## 1989-90 Player Game-by-Game Statistics (Points-Rebounds)

	<b>Clanton</b>	<b>Davis</b>	<b>Gamble</b>	<b>Hardy</b>	<b>Jent</b>	<b>Johnson</b>	<b>Macon</b>	<b>Markham</b>
N.E. Missouri	3-3	2-4	0-0	2-1	0-0	18-8	0-2	0-1
Angelo State	9-1	14-4	12-5	3-2	2-3	6-5	6-3	0-1
at Henderson State	6-0	4-6	2-1	9-1	4-2	15-5	3-1	0-0
Shorter College	2-3	7-1	2-2	0-2	5-3	14-3	4-5	4-3
Lane College	0-2	17-7	8-3	4-4	6-0	11-8	2-8	6-8
North Georgia	9-2	8-2	6-3	4-3	3-1	14-8	0-4	0-3
Athens State	5-3	3-3	DNP	0-5	2-1	11-8	0-0	DNP
at Texas Tech	0-1	3-0	10-3	0-2	0-2	15-11	4-5	0-0
Earl Paulk Institute	2-2	2-1	5-2	DNP	0-0	17-6	11-8	DNP
West Georgia	0-1	2-0	DNP	3-1	DNP	12-9	0-2	DNP
Jacksonville State	13-1	13-11	DNP	0-1	DNP	11-5	0-2	DNP
at Alabama-Huntsville	2-3	5-8	2-0	4-3	0-2	9-5	DNP	DNP
at Livingston	6-2	7-2	0-0	3-1	DNP	16-16	6-7	1-2
at Delta State	10-1	16-6	3-0	0-0	4-0	16-15	0-1	DNP
Tennessee-Martin	5-1	9-2	8-1	2-3	0-1	8-5	0-0	0-1
Mississippi College	2-1	7-5	4-3	2-1	6-0	10-7	0-0	1-3
at Valdosta State	11-4	8-6	6-2	0-2	0-1	14-11	8-5	DNP
at Troy State	3-4	7-2	11-3	0-1	DNP	12-5	6-2	0-0
at West Georgia	7-6	6-5	12-2	0-0	0-2	29-6	7-6	DNP
at Jacksonville State	5-4	18-9	5-0	0-2	0-0	12-6	10-7	0-1
Alabama-Huntsville	4-1	17-10	11-7	4-1	4-7	9-4	5-4	2-3
Livingston	13-2	11-1	0-0	4-1	2-0	16-8	11-3	0-1
Delta State	6-2	4-5	0-1	5-2	2-0	9-10	4-2	2-0
at Athens State	6-0	12-8	DNP	4-1	DNP	2-4	3-1	DNP
at Mississippi College	0-0	10-6	3-3	8-2	DNP	30-7	0-5	0-0
Valdosta State	4-1	7-4	27-8	4-4	2-0	12-9	2-3	2-1
Troy State	16-3	11-5	20-4	0-1	DNP	17-10	9-7	0-1
at Tennessee-Martin	22-2	18-5	2-3	0-1	0-0	8-3	6-7	0-1

	<b>Martin</b>	<b>Melson</b>	<b>Spencer</b>	<b>Stafford</b>	<b>Wilmer</b>	<b>Williams</b>
N.E. Missouri	14-3	4-0	6-0	7-0	9-6	15-1
Angelo State	23-6	5-0	2-3	7-1	10-2	22-1
at Henderson State	16-2	0-0	DNP	7-4	6-10	13-3
Shorter College	13-8	2-0	DNP	7-3	13-4	18-1
Lane College	31-6	5-1	DNP	6-6	13-6	13-0
North Georgia	18-10	7-1	6-0	8-1	8-4	12-0
Athens State	18-9	DNP	DNP	3-2	29-5	16-3
at Texas Tech	10-3	DNP	4-3	7-3	7-5	6-1
Earl Paulk Institute	19-3	DNP	2-3	5-3	14-4	20-3
West Georgia	30-10	DNP	4-1	2-0	5-2	11-4
Jacksonville State	24-14	DNP	DNP	5-3	2-1	9-0
at Alabama-Huntsville	37-11	DNP	---	10-6	---	27-2
at Livingston	15-6	DNP	---	0-2	---	18-7
at Delta State	10-8	DNP	---	15-4	---	11-3
Tennessee-Martin	27-8	2-0	---	7-3	---	20-5
Mississippi College	40-16	DNP	---	10-5	---	2-1
at Valdosta State	19-2	DNP	---	2-3	---	33-4
at Troy State	18-10	DNP	---	12-3	---	20-3
at West Georgia	12-11	DNP	---	15-3	---	12-3
at Jacksonville State	17-5	DNP	---	11-2	---	11-4
Alabama-Huntsville	23-7	0-1	---	10-2	---	15-4
Livingston	22-7	3-0	---	2-3	---	10-2
Delta State	19-12	DNP	---	16-5	---	18-3
at Athens State	25-14	DNP	---	9-5	---	11-2
at Mississippi College	12-5	DNP	---	0-3	---	14-5
Valdosta State	15-11	0-1	---	14-9	---	8-2
Troy State	22-4	DNP	---	0-3	---	12-6
at Tennessee-Martin	23-6	DNP	---	5-2	---	10-5



**Fred Stafford**



**Allen Williams**



# Lion Lettermen

**A**  
 Fred Aldridge 50,51  
 (Florence, Ala.)  
 Tommy Allen 54  
 (Decatur, Ala.)  
 Don Allison 65  
 (Carbon Hill, Ala.)  
 Arthur Andrews 67,68,69  
 (Muscle Shoals, Ala.)  
 Greg Armstead 87,88, 89  
 (Sheffield, Ala.)  
 Jimmy Armstrong 77,78  
 (Birmingham, Ala.)  
 Raymond Armstrong 50

**B**  
 Mike Bacon 67,70,71  
 (Tuscumbia, Ala.)  
 Tommy Barnes 66,67  
 (Murphreesboro, Tenn.)  
 Truman Beggs 54  
 (Decatur, Ala.)  
 Kenneth Bell 82,83  
 (Montevallo, Ala.)  
 Bob Billingham 69, 72  
 (Florence, Ala.)  
 Ken Blackstock 68  
 (Florence, Ala.)  
 Stanley Blue 84,85  
 (Memphis, Tenn.)  
 Otis Boddie 77,78,79,80  
 (Florence, Ala.)  
 Andy Bolding 65,66,67  
 (Cherokee, Ala.)  
 Dan Boling 59  
 (Cherokee, Ala.)  
 John Bostick 53,54,55,56  
 (Winfield, Ala.)  
 Carlton Bowling 65  
 (Union Hill, Ala.)  
 Jerry Bragwell 57  
 (Belgreen, Ala.)  
 George Bretherick 52  
 (Florence, Ala.)  
 Jarvis Brewer 50  
 Joel Brewer 49,50,51  
 Pat Brewer 49,50,51,56  
 Bobby Broadfoot 53  
 Charles Brown 64  
 (Cullman, Ala.)  
 Donell Brundidge 74,75  
 (Niagra Falls, N.Y.)  
 H.L. Burcham 49  
 Tom Burcham 57  
 (Mount Hope, Ala.)  
 Max Burleson 56,57  
 (Hackleburg, Ala.)  
 Johnny Bush 55,56,57  
 (Sheffield, Ala.)  
 Johnny Buckmon 80,81  
 (Florence, Ala.)

**C**  
 George Calich 51,52,53,54  
 (Fairmont, W. Va.)  
 Royal Carpenter 68  
 (Hatton, Ala.)  
 Wilton Chism 55,56  
 (Fulton, Miss.)  
 Tony Clanton 89,90  
 (Florence, Ala.)  
 Jerry Clayton 59,60  
 Hulan Cockrell 49  
 Robert Combs 67  
 (Owensboro, KY)  
 Louis Conner 72,73  
 (Lewisburg, Tenn.)  
 Danny Cook 53  
 (New Carlisle, Ohio)  
 Jimmy Cooper 71,72  
 (Grant, Ala.)  
 Freddie Copeland 76,77

(Booneville, Miss.)  
 Ricky Corker 66  
 (Vigor, Ala.)  
 Coleman Crawford 74,75  
 (Henderson, N.C.)  
 Gene Crocker 63,64  
 (Warrior, Ala.)  
 Ricky Crocker 67  
 Jack Crowe 59  
 (Decatur, Ala.)  
 Charles Cunningham 72,73  
 (Aliceville, Ala.)  
 Doug Curry 70,71,72,73  
 (Dayton, Ohio)

**D**  
 Jerry Dally 65  
 (Russellville, Ala.)  
 Earl Darby 51  
 Ronald Darby 78,79  
 (Sheffield, Ala.)  
 Eric Davis 90  
 (Valdosta, Ga.)  
 Jerry Davis 66  
 (Florence, Ala.)  
 Jimmy Davis 53  
 (Rogersville, Ala.)  
 Joe Davis 75  
 (Lewisburg, Tenn.)  
 Tommy Dodd 64,65,66  
 (Pisgah, Ala.)  
 Kenneth Dumas 83,84  
 (Bessemer, Ala.)

**E**  
 Dabbs Earnest 59,60,61,62  
 (Winfield, Ala.)  
 Max Earwood 51,52,53,54  
 (Florence, Ala.)  
 Lowell Edmonds 66,69  
 (Grant, Ala.)  
 Joe Edwards 60,61,62,63  
 (Decatur, Ala.)  
 Greg Epps 85,86  
 (Jackson, Miss.)  
 Ronald Estes 51  
 Phillip Eubanks 75,76  
 (Boaz, Ala.)  
 Carl Evans 51,52  
 (Woodville, Ala.)  
 Max Ezell 49,50

**F**  
 Don Faint 68,69,70,71  
 (Huntsville, Ala.)  
 Ross Feltman 58,59  
 (Hamilton, Ala.)  
 Price Fergerson 54  
 (Mount Hope, Ala.)  
 Bobby Forsythe 53  
 Paul Fowler 64,65,66  
 (Union Hill, Ala.)  
 Charley Frederick 57,58  
 Eddie Frost 57,58,60,61  
 (Sheffield, Ala.)

**G**  
 Anthony Gamble 90  
 (Booneville, Miss.)  
 Lanny Gamble 57  
 (Oneonta, Ala.)  
 Reginald Garner 82  
 (Florence, Ala.)  
 Larry Gautney 64  
 (Florence, Ala.)  
 Mitch Gholston 83,84,85,86  
 (Birmingham, Ala.)  
 Rod Gilmore 85,86,87,88  
 (Birmingham, Ala.)  
 John Gladness 82,83  
 (Birmingham, Ala.)  
 Terry Gladney 64  
 (Loreho, Tenn.)  
 James Glass 52



Arthur Andrews



Stanley Blue



Johnny Buckmon



Gene Crocker



Chip Daniel



Ron Darby

(Haleyville, Ala.)  
 James Graham 81,82  
 (Russellville, Ala.)  
 Franklin Gray 52  
 (Harvest, Ala.)  
 Larry Grissom 65,66,67  
 (Tuscumbia, Ala.)  
 James Grooms 53  
 (Athens, Ala.)  
 Richard Gurley 66,67  
 (Somerville, Ala.)

**H**  
 Benny Hale 69  
 (Gadsden, Ala.)  
 David Hall 55  
 (Woodville, Ala.)  
 Eddie Hammonds 56  
 Charles Hardy 57  
 (Falkville, Ala.)  
 Darryl Hardy 88,90  
 (Tuscaloosa, Ala.)  
 Sam Hardy 50,51,52,53  
 (Phil Campbell, Ala.)  
 Robert Harris 84,85,86,87  
 (Huntsville, Ala.)  
 Richard Hartry 75,76,77  
 (Milledge, Ala.)  
 Don Heidorn 58,59,60  
 (Donnelsville, Ohio)  
 JoJo Hendrix 83  
 (Birmingham, Ala.)  
 Scott Herbert 68,69,70,71  
 (Danville, Ala.)  
 Joe Herrin 55  
 (Huntsville, Ala.)  
 Billy Hill 77,78,79  
 (Birmingham, Ala.)  
 Harlon Hill 51  
 (Killen, Ala.)  
 Neil Hodge 66  
 (Russellville, Ala.)  
 Richard Hodges 65  
 Kyle Holladay 59  
 (Danville, Ala.)  
 Ronnie Holland 62  
 (Tuscumbia, Ala.)  
 Cliff Holoday 54  
 Randy Hooganboom 68  
 (Elkhart, Ind.)  
 Harold Humphrey 75,76  
 (Birmingham, Ala.)  
 Joe Hyche 61  
 Herbert Hooks 78,79  
 (Florence, Ala.)  
 Patrick Hughes 89  
 (Killen, Ala.)

**J**  
 Euel James 54  
 (Danville, Ala.)  
 Kenneth Jackson 54  
 (Decatur, Ala.)  
 Greg Jarmon 81,82,83,84  
 (Florence, Ala.)  
 Mike Jemison 76  
 (Birmingham, Ala.)  
 Harold Jennings 59  
 (Lawrenceburg, Tenn.)  
 Mark Jent 88, 89,90  
 (Summertown, Tenn.)  
 Jack Johnson 73,74,75  
 (Florence, Ala.)  
 James Johnson 49,50  
 (Center Point, Tenn.)  
 Ricky Johnson 89,90  
 (Florence, Ala.)  
 Bill Jones 55,56,57  
 (Levington, Ala.)  
 Jimmy Jones 70,71,72,73

(Russellville, Ala.)  
 Lewis Jones 85  
 (Memphis, Tenn.)  
 Rick Jones 66,67,68,69  
 (Franklin, KY)

**K**  
 Carlton Kelly 57  
 (Rogersville, Ala.)  
 Doug Key 62,63,64,65  
 (Carbon Hill, Ala.)  
 Randy Key 64,65  
 (Carbon Hill, Ala.)  
 David King 72,73,74  
 (Tuscumbia, Ala.)  
 John Kitchens 56  
 Larry Kowalski 72,73,74,75  
 (Parma, Ohio)  
 Bob Kreglow 62  
 (St. Paris, Ohio)

**L**  
 Robert Land 59,60  
 (Cullman, Ala.)  
 Scotty Lankford 59,60  
 (Scottsboro, Ala.)  
 Gerald Lavender 77,78,79,80  
 (Tuscaloosa, Ala.)  
 Jim Ledbetter 62 63  
 (Hartselle, Ala.)  
 Tommy Ledbetter 69,70,71  
 (Hartselle, Ala.)  
 Mike Linville 69,70  
 (Scottsboro, Ala.)  
 Pat Lwallen 78,79,80  
 (Huntsville, Ala.)  
 Billy Llewellyn 53  
 (Florence, Ala.)  
 Sam Logan 85,86  
 (Abbeville, Miss.)

**Mc**  
 Roy McBee 57,58  
 (Berrien Springs, Mich.)  
 Mickey McCaleb 61  
 Duren McCleskey 49,50  
 Tim McCormick 78, 79, 80, 81  
 (Florence, Ala.)  
 Mike McCulloch 72,73  
 (Russellville, Ala.)  
 Danny McDaniel 61,62  
 (Hamilton, Ala.)  
 Tim McGee 65  
 (Florence, Ala.)  
 Lawrence McGregor 52,53,54  
 (Hatton, Ala.)  
 Bobby McKenzie 59,60  
 (Tuscumbia, Ala.)

**M**  
 Floyd Macon 89,90  
 (Dallas, Tex.)  
 Art Mankin 84,85  
 (Brunswick, Ohio)  
 Todd Markham 87,88,89,90  
 (Brilliant, Ala.)  
 John Marsh 64  
 (Sheffield, Ala.)  
 Steve Martin 86,87,89,90  
 (Selma, Ala.)  
 Roger Mathis 70  
 (Decatur, Ala.)  
 Jack Meeks 66  
 (Huntsville, Ala.)  
 Ronnie Meeks 67  
 George Miller 57,58  
 (Rogersville, Ala.)  
 Tommy Minor 83,84  
 (Detroit, Mich.)  
 Gary Mitchell 80,81  
 (Danville, Va.)  
 Bobby Montgomery 78,79  
 (Tuscumbia, Ala.)



# Lion Lettermen



**Joe Edwards**



**Don Faint**



**Paul Fowler**



**Rod Gilmore**



**Greg Jarmon**



**Jimmy Jones**

Pep Mock 82  
(Leeds, Ala.)  
Dan Moore 66,67  
(Gadsden, Ala.)  
Garry Moore 77,78,79,80  
(Huntsville, Ala.)  
Mike Morgan 74  
(Richwood, Ohio)  
Tim Morgan 77,78,79  
(Danville, Ala.)  
Paul Musser 79  
(Hollywood, Fla.)  
Herman Myers 49

**N**  
Carlos Nelson 89  
(Theodore, Ala.)  
Paul Nelson 49  
Ronnie Nelson 83  
(Florence, Ala.)  
Larry Nevels 62,64  
(Scottsboro, Ala.)  
Louis Newsome 88,89  
(Cherokee, Ala.)

**O**  
Perry Oden 78,79  
(Alabaster, Tenn.)  
Albert Owens 79,80,81,82  
(Hueytown, Ala.)

**P**  
Jim Parker 64  
(Sheffield, Ala.)  
Ralph Palmer 53,54  
(Hamilton, Ala.)  
Charles Patterson 85,86,87  
(Birmingham, Ala.)  
Terry Patterson 82,86,87  
(Florence, Ala.)  
Billy Pilgram 49  
Hoyt Powell 54  
(Decatur, Ala.)  
Jack Price 57,58  
(Florence, Ala.)

**Q**  
Charles Quillen 55  
(Florence, Ala.)

**R**  
Tom Rains 61,62,63,64  
(Albertville, Ala.)  
Rex Rayfield 57,58  
(Lawrenceburg, Tenn.)  
Jack Redwine 57  
(Cherokee, Ala.)  
Anthony Reid 86,87,88  
(Muscle Shoals, Ala.)  
Larry Rockhill 68,69  
(Haleyville, Ala.)  
Alton Romine 52,53,54,55  
(Rogersville, Ala.)  
Ronnie Romine 57,58,59,60  
(Rogersville, Ala.)  
Jim Romkey 84  
(Sarasota, Fla.)  
Daryl Royster 86,87  
(Pensacola, Fla.)  
Cecil Ruth 67,68,69  
(Cleveland, Tenn.)  
Gene Rutledge 56  
(Sweetwater, Tenn.)

**S**  
C.E. Sanders 52  
(Trenton, Ala.)  
Steve Sanders 77,78  
(Stevenson, Ala.)  
Wally Sanders 57,58,59  
(Eva, Ala.)  
Winfrey Sanderson 57,58,59  
(Florence, Ala.)  
Joe Shaw 51,53,54,55  
(Upper Darby, PA)  
Jim Sibley 53



**Tommy Ledbetter**



**Sam Logan**



**Todd Markham**



**Terry Patterson**



**Wally Sanders**



**Larry Smith**

Don Shotts 53,54,55,56  
(Hodges, Ala.)  
Wayne Simms 55,56  
(Huntsville, Ala.)  
Bill Smith 55  
John Smith 52  
Larry Smith 68,69,70,71  
(Florence, Ala.)  
Wayne Smith 60  
Mark Smith 80  
(Muncie, Ind.)  
Nolan Smith 62  
(Russellville, Ala.)  
Sherrill Smith 54  
(Cullman, Ala.)  
Winford Smith 49,50,51  
James Spencer 88,89,90  
(Tuscaloosa, Ala.)  
Fred Stafford 90  
(Rienzi, Miss.)  
Hoyt Staggs 60,61  
Butch Stanphil 68,69  
(Trenton, Ga.)  
Pat Stanley 74,75,76  
(Decatur, Ala.)  
Ronnie Stapler 69  
(Huntsville, Ala.)  
Maurice Stafford 83,84  
(Biggersville, Miss.)  
Mike Stafford 74  
(Tipp City, Ohio)  
Don Stanford 60  
Jose Steed 75  
(Henderson, N.C.)  
Jay Stejskal 70,71,72,73  
(North Royalton, Ohio)  
Steve Streeter 72  
(Huntsville, Ala.)  
Roy Strickland 56  
(Fulton, Miss.)  
Jeff Suggs 86  
(Tuscumbia, Ala.)

**T**  
Bobby Tate 68,69  
(Killen, Ala.)  
Donnie Taylor 61  
Robert Taylor 80,81  
(Huntsville, Ala.)  
Larry Terry 64,65,66  
(Moulton, Ala.)  
Morris Tharp 63,64  
(Russellville, Ala.)  
Fred Thomas 51,52,57  
(Scottsboro, Ala.)  
Anthony Thornton 81,82  
(Birmingham, Ala.)  
Steve Thrasher 60,61,62,63  
(Moulton, Ala.)  
Gary Tibbetts 81,82  
(Ozark, Ala.)  
Luther Tiggs 86,87,88  
(Russellville, Ala.)  
Lamar Tillery 59  
(Birmingham, Ala.)  
Tommy Tomlinson 57  
(Danville, Ala.)  
Parks Tubbs 62  
(Scottsboro, Ala.)  
Hills Tucker 51,52  
(Decatur, Ala.)  
Greg Tyon 81,82,83,84  
(Florence, Ala.)

**V**  
Junior Vernon 52  
Connie Vaughn 74,75,76,77  
(Guntersville, Ala.)  
Louis Vaughn 66,67  
(Huntsville, Ala.)  
Ricky Vaughn 77  
(Guntersville, Ala.)

Larry Vinson 77,78  
(Columbus, Ga.)

**W**  
Horace Warren 83,84,85  
(Birmingham, Ala.)  
Perry Warren 62,63  
(Huntsville, Ala.)  
Earl Webb 51,52  
(Hanceville, Ala.)  
Byron West 62,63  
(Sylvania, Ala.)  
Willie West 73,74,75,76  
(Headland, Ala.)  
Mike Whitaker 74  
(Anderson, Ind.)  
George White 58,59,60,61  
(Hartselle, Ala.)  
Dewey Whitfield 68  
(Booneville, Miss.)  
Troy Whisenant 68  
(Lacey Springs, Ala.)  
Allen Williams 90  
(Clearwater, Fla.)  
Barry "Buck" Williams 86,87,88,89  
(Athens, Ala.)  
Mike Williams 75  
(Baton Rouge, La.)  
Robert Williams 89  
(Eustis, Fla.)  
Tom Willis 70  
Carl Wilmer 90  
(Marksville, La.)  
Bobby Woodall 53 54  
(Decatur, Ala.)  
Sherman Wyckoff 87,88



**Jay Stejskal**



**Greg Tyon**



**Byron West**



# UNA Team Records

## SINGLE GAME

**MOST POINTS:** 123 vs. Troy State (103), March 5, 1962 at Eufaula, Ala.  
**MOST POINTS, BOTH TEAMS:** 226 (UNA 107, Jacksonville St. 119) Jan. 10, 1967 at Jacksonville, Ala.  
**MOST POINTS AT HOME:** 122 vs. Lane College (80), Dec. 4, 1989  
**MOST POINTS AWAY:** 122 vs. St. Bernard (86), Dec. 9, 1970  
**MOST POINTS HALF:** 68 vs. Shorter College, Nov. 25, 1978; vs. Livingston, Jan. 18, 1965; vs. St. Bernard, Feb. 3, 1971  
**MOST POINTS, NEUTRAL FLOOR:** 123 vs. Troy State (103), March 5, 1962 at Eufaula, Ala.  
**FEWEST POINTS:** 32 vs. Howard (69), Feb. 25, 1949 at Birmingham; vs. Troy State (50), 1954  
**WIDEST VICTORY MARGIN:** 57 (UNA 118, Simpson 61), Jan. 4, 1987; at Florence.  
**WORST DEFEAT:** 46 (UNA 47, Alabama 93), Jan. 19, 1952 at Tuscaloosa, Ala.  
**MOST POINTS ALLOWED:** 119 by Jacksonville State, Jan. 10, 1967 at Jacksonville, Ala.  
**MOST FIELD GOAL ATTEMPTS:** 100 vs. St. Bernard (made 30) Feb. 7, 1966 at Florence  
**MOST FIELD GOALS MADE:** 53 vs. St. Bernard, Dec. 9, 1970, at Cullman, Ala.; attempted 88 for 60.2 percentage  
**BEST FIELD GOAL PERCENTAGE, HALF:** 77.5 vs. Shorter College, Nov. 25, 1978 at Columbus, Ga.; attempted 40, made 31  
**BEST FIELD GOAL PERCENTAGE, GAME:** 71.2 vs. Shorter College, Nov. 25, 1978 at Columbus, Ga.; attempted 66, made 47  
**MOST THREE-POINT FIELD GOAL ATTEMPTS:** 26 vs. Tennessee-Martin, Mar. 1, 1990, made 10  
**MOST THREE-POINT FIELD GOALS MADE, OPPONENT:** 12 vs. Alabama-Huntsville, Feb. 18, 1988, at Huntsville; attempted 25  
**BEST THREE-POINT FIELD GOAL PERCENTAGE:** (Min. 8 att.) 83.3 vs. Angelo State, Nov. 18, 1989, at Florence, made 10 of 12  
**MOST THREE-POINT FIELD GOAL ATTEMPTS, OPPONENT:** 32 by Stillman College, Nov. 22, 1988, at Florence; made 11  
**MOST THREE-POINT FIELD GOALS MADE, OPPONENT:** 12 by Texas Tech, Dec. 27, 1989, at Lubbock; attempted 27  
**BEST THREE-POINT FIELD GOAL PERCENTAGE, OPPONENT:** 81.8 by West Georgia, Jan. 27, 1986, at Carrollton, Ga.; made 9 of 11  
**MOST FREE THROW ATTEMPTS:** 60 vs. Delta State, Jan. 24, 1983 at Cleveland, Miss.; made 43  
**MOST FREE THROWS MADE:** 43 vs. Delta State, Jan. 24, 1983 at Cleveland, Miss.; attempted 60  
**MOST REBOUNDS:** 67 vs. Lane College, Dec. 4, 1989 at Florence  
**MOST PERSONAL FOULS:** 37 vs. UT-Martin, Feb. 28, 1984 at Martin, Tenn.



**Ricky Johnson**

**FEWEST PERSONAL FOULS:** 7 vs. Athens State, Jan. 18, 1989, at Athens  
**MOST PERSONAL FOULS, OPPONENT:** 43 by Delta State, Jan. 24, 1983 at Cleveland, Miss.  
**FEWEST PERSONAL FOULS, OPPONENT:** 8 by St. Bernard, Dec. 15, 1948 at Florence  
**MOST FOULS, BOTH TEAMS:** 63 (UNA 27, Union 36), Dec. 8, 1973 at Florence; and (UNA 20, Delta State 43), Jan. 24, 1983 at Cleveland, Miss.

## SINGLE SEASON

**MOST GAMES PLAYED:** 34 in 1984, won 27, lost 7  
**MOST VICTORIES:** 27 in 1984, lost 7  
**MOST DEFEATS:** 18 in 1956, won 6  
**FEWEST GAMES PLAYED:** 20 in 1955, won 8, lost 12  
**FEWEST DEFEATS:** 6 in 1976, won 19  
**MOST ACC WINS, REGULAR SEASON:** 9 in 1971, lost 5  
**MOST ACC WINS, INCLUDING TOURNAMENT:** 11 in 1971, lost 6  
**FEWEST ACC WINS, OVERALL:** 3 in 1965, lost 9  
**MOST GSC WINS, REGULAR SEASON:** 11 in 1973, lost 3; 1977, lost 5; 1979, lost 4  
**MOST GSC WINS, INCLUDING TOURNAMENT:** 13 in 1984, lost 4  
**FEWEST GSC WINS, OVERALL:** 3 in 1983, lost 11  
**LONGEST WIN STREAK:** 12 from Nov. 29, 1976 to Jan. 22, 1977  
**LONGEST LOSING STREAK:** 9 from Dec. 7, 1964 to Jan. 16, 1965  
**MOST POINTS:** 2,660 in 34 games, 1984, 78.2 average  
**FEWEST POINTS:** 1,367 in 20 games, 1955, 68.4 average  
**HIGHEST SCORING AVERAGE:** 92.0 in 24 games, 1971  
**LOWEST SCORING AVERAGE:** 59.8 in 25 games, 1949

**HIGHEST WINNING PERCENTAGE:** 79.4 in 1984, won 27, lost 7  
**LOWEST WINNING PERCENTAGE:** 25.0 in 1956, won 6, lost 18  
**MOST FIELD GOAL ATTEMPTS:** 2,117 in 31 games, 1977, made 1,001 for 47.2 percent  
**MOST FIELD GOALS MADE:** 1,056 in 34 games, 1984, attempted 1,900 for 55.6 percent  
**HIGHEST FIELD GOAL PERCENTAGE:** 55.6 in 34 games, 1984, made 1,056 in 1,900 attempts  
**MOST THREE-POINT FIELD GOAL ATTEMPTS:** 437 in 31 games, 1988, made 194  
**MOST THREE-POINT FIELD GOALS MADE:** 194 in 31 games, 1988, attempted 437  
**HIGHEST THREE-POINT FIELD GOAL PERCENTAGE:** 44.4 in 31 games, 1988, made 194 of 437  
**MOST THREE-POINT FIELD GOAL ATTEMPTS, OPPONENT:** 537 in 31 games, 1988, made 177  
**MOST THREE-POINT FIELD GOALS MADE, OPPONENT:** 177 in 31 games, 1988, attempted 537  
**BEST THREE-POINT FIELD GOAL PERCENTAGE, OPPONENT:** 40.5 in 19 games, 1986, made 81 of 200  
**MOST FREE THROW ATTEMPTS:** 833 in 34 games, 1984, made 548 for 65.8 percent  
**MOST FREE THROWS MADE:** 548 in 34 games, 1984, attempted 833 for 65.8 percent  
**HIGHEST FREE THROW PERCENTAGE:** 74.0 in 1964, made 407 in 550 attempts  
**MOST REBOUNDS:** 1,337 in 31 games, 1977  
**BEST REBOUND AVERAGE:** 47.9 in 23 games, 1972  
**MOST PERSONAL FOULS:** 709 in 34 games, 1984  
**FEWEST PERSONAL FOULS:** 385 in 21 games, 1973  
**MOST POINTS ALLOWED OPPONENTS:** 2,330 in 34 games, 1984, 68.5 average  
**FEWEST POINTS ALLOWED OPPONENTS:** 1,325 in 25 games, 1949, 53.0 average  
**OPPONENT'S LOWEST SCORING AVERAGE:** 43.0 in 25 games, 1949, 1,325 points  
**OPPONENT'S HIGHEST SCORING AVERAGE:** 87.3 in 23 games, 1967, 2,088 points  
**MOST GAMES SCORING 100 OR MORE POINTS:** 9 in 1971  
**MOST HOME WINS:** 19 in 1984, lost 1  
**FEWEST HOME LOSSES:** 0 in 1977, won 17



# UNA Individual Records

## SINGLE GAME

**MOST POINTS:** 55 by Larry Smith vs. St. Bernard on Feb. 3, 1971 in Florence, 20 FG and 15 FT

**MOST POINTS, HALF:** 37 by Larry Smith vs. St. Bernard on Feb. 3, 1971 in Florence

**MOST FIELD GOAL ATTEMPTS:** 26 by Larry Smith vs. St. Bernard on Feb. 3, 1971 in Florence, made 20

**MOST FIELD GOALS MADE:** 20 by Dabbs Earnest vs. Troy State on March 5, 1962 at Eufaula, Ala.; and 20 by Larry Smith vs. St. Bernard on Feb. 3, 1971 in Florence

**MOST THREE-POINT FIELD GOAL ATTEMPTS:** 15 by Buck Williams vs. Troy State, Feb. 20, 1988, in Florence, made 7

**MOST THREE-POINT FIELD GOALS MADE:** 8 by Buck Williams vs. Troy State, Feb. 16, 1987, in Florence, attempted 13;

8 by Allen Williams vs. Valdosta State, Jan. 27, 1990, in Valdosta, attempted 13

**MOST FREE THROW ATTEMPTS:** 23 by Otis Boddie vs. Delta State on Jan. 7, 1978 in Florence, made 19

**MOST FREE THROWS MADE:** 19 by Otis Boddie vs. Delta State on Jan. 7, 1978 in Florence, attempted 23

**MOST REBOUNDS:** 23 by Charles Cunningham vs. Lambuth, 1973 in Florence and St. Bernard, 1971, in Florence; and 23 by Coleman Crawford vs. Livingston, 1973, in Florence and Lambuth, 1974, in Jackson, Tenn.

**BEST FIELD GOAL PERCENTAGE:** 91.5 by Maurice Stafford vs. Livingston on Jan. 9, 1984 in Florence; and by Tommy Ledbetter vs. Huntingdon on Feb. 18, 1971 in ACC Tourney in Montgomery; and by Ron Darby vs. Valdosta State on March 2, 1979 in NCAA South Region Tournament at Lakeland, Fla. (All three made 11 of 12 shots)



Louis Newsome



Buck Williams

**BEST THREE-POINT FIELD GOAL PERCENTAGE:** (min. 5 att.) 87.5 by Buck Williams vs. Valdosta State, Feb. 19, 1987, in Florence, made 7 of 8

**BEST FREE THROW PERCENTAGE:** 1,000 by Mitch Gholston vs. Troy State on Feb. 2, 1985 in Troy, Ala., made 14 of 14

**MOST ASSISTS:** 19 by Luther Tiggs vs. West Georgia on Feb. 1, 1988 at Carrollton, Ga.

## SINGLE SEASON

**MOST POINTS:** 625 by Dabbs Earnest in 26 games, 1961-62

**HIGHEST SCORING AVERAGE:** 24.03 by Dabbs Earnest, 1961-62, 625 points in 26 games

**MOST REBOUNDS:** 363 by Dabbs Earnest in 28 games, 1960-61

**BEST REBOUND AVERAGE:** 15.2 by Coleman Crawford, 1973-74, 349 in 23 games

**MOST FIELD GOAL ATTEMPTS:** 497 by Dabbs Earnest, 1961-62, made 243 in 26 games

**MOST FIELD GOALS MADE:** 243 by Dabbs Earnest, 1961-62, attempted 497 in 26 games

**HIGHEST FIELD GOAL PERCENTAGE:** 75.0 by Maurice Stafford, 1983-84, made 198 of 264 in 34 games

**MOST THREE-POINT FIELD GOAL ATTEMPTS:** 216 by Buck Williams, 1987-88, made 92 in 30 games

**MOST THREE-POINT FIELD GOALS MADE:** 92 by Buck Williams, 1987-88, attempted 216 in 30 games

**HIGHEST THREE-POINT FIELD GOAL PERCENTAGE:** (Min. 28 atts) 49.7 by Anthony Reid, 1987-88, made 77 of 155 in 31 games

**MOST FREE THROWS ATTEMPTED:** 202 by Dabbs Earnest, 1959-60, made 150 in 25 games

**MOST FREE THROWS MADE:** 156 by Luther Tiggs, 1987-88, attempted 180 in 31 games

**HIGHEST FREE THROW PERCENTAGE:** 88.4 by Doug Key, 1964-65, made 107 of 121 in 23 games

**MOST PERSONAL FOULS:** 111 by Gary Tibbetts in 31 games, 1980-81

**MOST TIMES TO FOUL OUT:** 15 by Don Faint in 24 games, 1970-71

**MOST ASSISTS:** 250 by Luther Tiggs in 1987-88, in 31 games

## CAREER

**MOST GAMES PLAYED:** 118 by Gerald Lavender, 1977-80

**MOST POINTS:** 1,962 by Otis Boddie, 1977-80

**HIGHEST SCORING AVERAGE:** 18.1 by Coleman Crawford, 1973-75, 855 points in 47 games

**MOST FIELD GOAL ATTEMPTS:** 1,601 by Otis Boddie in 117 games, 1977-80

**MOST FIELD GOALS MADE:** 760 by Otis Boddie in 117 games, 1977-80

**HIGHEST FIELD GOAL PERCENTAGE:** 70.3 by Louis Newsome, 1988-89, made 349 of 496

**MOST FREE THROW ATTEMPTS:** 625 by Dabbs Earnest in 104 games, 1959-62, made 496

**MOST FREE THROWS MADE:** 496 by Dabbs Earnest in 104 games, 1959-62, attempted 625

**HIGHEST FREE THROW PERCENTAGE:** 85.9 by Luther Tiggs, 1986-88, made 250 of 291

**MOST REBOUNDS:** 1,033 by Gerald Lavender in 118 games, 1977-80

**BEST REBOUND AVERAGE:** 13.2 by Coleman Crawford, 1973-75, 625 in 47 games

**MOST PERSONAL FOULS:** 370 by Don Faint in 91 games, 1968-71

**MOST TIMES TO FOUL OUT:** 41 by Don Faint in 91 games, 1968-71

**MOST CONSECUTIVE GAMES STARTED:** 91 by Don Faint, 1968-71

**LONGEST STRING OF CONSECUTIVE DOUBLE-FIGURE GAMES:** 46 by Dabbs Earnest (Feb. 7, 1959 to Feb. 4, 1961)

**MOST TIMES TO SCORE IN DOUBLE FIGURES:** 91 by Dabbs Earnest in 104 games, 1959-62

**MOST ASSISTS:** 486 by Luther Tiggs in 83 games, 1986-88



Luther Tiggs



# 1,000-Point Club

## 1. OTIS BODDIE (1977-1980) 1,963 POINTS

YEAR	G	FG-FGA	PCT	FT-FTA	PCT	TP	AVG	REB	AVG
1976-77	31	201-416	48.3	83-114	72.8	485	15.6	163	5.3
1977-78	26	145-341	42.5	92-131	70.2	382	14.8	141	5.4
1978-79	31	224-462	48.5	149-189	78.9	597	19.3	156	5.0
1979-80	29	190-402	47.3	118-151	78.2	499	17.2	132	4.6
TOT	107	760-1621	46.8	442-585	75.5	1963	18.3	592	5.5

## 2. DABBS EARNEST (1959-1962) 1,840 POINTS

	G	FG-FGA	PCT	FT-FTA	PCT	TP	AVG
Totals	104	672-1367	49.1	496-652	76.0	1840	17.6

## 3. STEVE MARTIN (1986-87, 89-90) 1,561 POINTS

	G	FG-FGA	PCT	FT-FTA	PCT	TP	AVG	REB	AVG
Totals	104	596-1147	51.9	295-382	77.2	1561	15.0	632	6.1

## 4. BARRY "BUCK" WILLIAMS (1986-89) 1,480 POINTS

	G	FG-FGA	PCT	FT-FTA	PCT	TP	AVG	REB	AVG
Totals	109	542-1181	45.9	137-170	80.6	1480	13.6	289	2.6

## 5. LARRY SMITH (1968-1971) 1,477 POINTS

	G	FG-FGA	PCT	FT-FTA	PCT	TP	AVG	REB	AVG
Totals	89	572-1337	42.8	333-446	74.7	1477	16.6	283	3.2

## 6. SAM HARDY (1950-1953) 1,325 POINTS

	G	FG	FT	TP	AVG
Totals	90	545-	235-	1325	14.7

## 7. DOUG KEY (1962-1965) 1,254 POINTS

	G	FG	FT-FTA	PCT	TP	AVG
Totals	82	498-	258-306	84.3	1254	15.3

## 8. DON FAINT (1968-1971) 1,212 POINTS

	G	FG-FGA	PCT	FT-FTA	PCT	TP	AVG	REB	AVG
Totals	91	455-916	49.7	302-466	64.8	1212	13.3	908	9.9

## 9. DON SHOTTS (1953-1956) 1,210 POINTS

	G	FG	FT	TP	AVG
Totals	87	466-	278-	1210	13.9

## 10. GREG TYON (1981-1984) 1,203 POINTS

	G	FG-FGA	PCT	FT-FTA	PCT	TP	AVG	REB	AVG
Totals	117	488-923	52.9	227-332	68.4	1203	10.3	590	5.0

## 11. TOMMY LEDBETTER (1969-1971) 1,179 POINTS

	G	FG-FGA	PCT	FT-FTA	PCT	TP	AVG	REB	AVG
Totals	69	459-892	51.4	261-358	72.9	1179	17.1	785	11.4

## 12. ROBERT "TAMP" HARRIS (1984-87) 1,147 POINTS

	G	FG-FGA	PCT	FT-FTA	PCT	TP	AVG	REB	AVG
Totals	114	427-910	46.9	274-441	62.1	1147	10.1	444	3.9

## 13. GERALD LAVENDER (1977-1980) 1,140 POINTS

	G	FG-FGA	PCT	FT-FTA	PCT	TP	AVG	REB	AVG
Totals	118	471-925	50.9	198-301	65.7	1150	9.7	1033	8.7

## 14. WINFREY "WIMP" SANDERSON (1957-1959) 1,076 POINTS

	G	FG	FT	TP	AVG
Totals	72	423-	230-	1076	14.9

## 15. ALBERT OWENS (1979-1982) 1,047 POINTS

	G	FG-FGA	PCT	FT-FTA	PCT	TP	AVG	REB	AVG
Totals	116	408-797	51.1	231-338	68.3	1047	9.0	353	3.0

## 16. DON HEIDORN (1958-1960) 1,039 POINTS

	G	FG	FT-FTA	PCT	TP	AVG
Totals	72	431-	177-209	84.6	1039	14.4

## 17. JOE EDWARDS (1960-1963) 1,034 POINTS

	G	FG	FT	TP	AVG
Totals	84	367-	300-	1034	12.3

## UNA COACHES RECORDS (1949-Present)

1948-49	Ed Billingham.....	15-10
1949-50	Ed Billingham.....	18-7
1950-51	Ed Billingham.....	10-12
1951-52	Ed Billingham.....	10-12
1952-53	Ed Billingham.....	9-12
1953-54	Ed Billingham.....	8-14
1954-55	Ed Billingham.....	8-12
1955-56	Ed Billingham.....	6-18
1956-57	Ed Billingham.....	9-16
1957-58	Ed Billingham.....	9-13
1958-59	Ed Billingham.....	10-15
1959-60	Ed Billingham.....	14-11
1960-61	Ed Billingham.....	15-13
1961-62	Ed Billingham.....	17-9
1962-63	Ed Billingham.....	9-13
1963-64	Ed Billingham.....	8-16
1964-65	Ed Billingham.....	6-17
1965-66	Ed Billingham.....	7-16
1966-67	Ed Billingham.....	6-17
1967-68	Ed Billingham.....	7-15
1968-69	Ed Billingham.....	8-13
1969-70	Ed Billingham.....	12-12
1970-71	Ed Billingham.....	17-7
1971-72	Ed Billingham.....	11-12
1972-73	Bill E. Jones.....	13-9
1973-74	Bill E. Jones.....	15-8
1974-75	Bill L. Jones.....	12-12
1975-76	Bill L. Jones.....	19-6
1976-77	Bill L. Jones.....	24-7
1977-78	Bill L. Jones.....	17-9
1978-79	Bill L. Jones.....	22-9
1979-80	Bill L. Jones.....	21-10
1980-81	Bill L. Jones.....	22-9
1981-82	Bill L. Jones.....	13-12
1982-83	Bill L. Jones.....	14-15
1983-84	Bill L. Jones.....	27-7
1984-85	Bill L. Jones.....	15-12
1985-86	Bill L. Jones.....	18-9
1986-87	Bill L. Jones.....	18-10
1987-88	Bill L. Jones.....	17-14
1988-89	Gary Elliott.....	16-11
1989-90	Gary Elliott.....	20-8

**ED BILLINGHAM**  
(24 Years)...249-312

**BILL E. JONES**  
(2 Years)... 28-17

**BILL L. JONES**  
(14 Years)...259-141

**GARY ELLIOTT**  
(2 Years)...36-19



# Lion Scoring Leaders



**Ricky Johnson**

## SEASON 600-POINT CLUB

Player	Yr	G	Pts	Avg
Dabbs Earnest	1962	26	625	24.0

## SEASON 500-POINT CLUB

Player	Yr	G	Pts	Avg
Otis Boddie	1979	31	597	19.3
Steve Martin	1990	28	572	20.4
Doug Key	1965	24	544	22.7
Dabbs Earnest	1961	28	508	18.1

## SEASON 400-POINT CLUB

Player	Yr	G	Pts	Avg
Otis Boddie	1980	29	499	17.2
Louis Newsome	1988	29	491	16.9
Maurice Stafford	1984	34	491	14.4
Don Shotts	1956	24	489	20.4
Otis Boddie	1977	31	485	15.6
Perry Oden	1979	31	478	15.4
Joe Edwards	1961	28	474	16.9
Buck Williams	1988	30	467	15.6
Coleman Crawford	1975	24	466	19.4



**Allen Williams**

Jimmy Jones	1972	23	460	20.0
Tommy Ledbetter	1970	24	454	18.9
Tommy Ledbetter	1971	24	444	18.5
Doug Key	1964	23	441	22.7
Dabbs Earnest	1960	25	438	17.5
Richard Hartry	1977	30	432	14.4
Maurice Stafford	1983	29	431	14.9
Larry Smith	1971	24	429	17.9
Buck Williams	1989	27	426	15.8
Johnny Buckmon	1981	31	415	13.4
Robert Harris	1984	33	413	12.5
Louis Newsome	1989	27	410	15.2
Allen Williams	1990	28	407	14.5
Winfrey Sanderson	1958	22	403	18.3
Sam Hardy	1950	25	403	16.1
Tommy Barnes	1967	23	402	17.5

## SEASON 300-POINT CLUB

Player	Yr	G	Pts	Avg
Jimmy Armstrong	1977	31	396	12.8
Steve Martin	1989	27	391	14.5
Larry Smith	1970	24	389	16.2
Coleman Crawford	1974	23	389	16.9
Sam Hardy	1952	22	388	17.6
Otis Boddie	1978	26	384	14.8
Freddie Copeland	1977	31	384	12.4
Greg Epps	1985	27	384	14.2
Scott Herbert	1971	24	381	15.9
Andy Bolding	1967	23	377	16.4
Richard Hartry	1976	25	375	15.0
Horace Warren	1983	29	375	12.9
Ricky Johnson	1990	28	373	13.3
Tommy Tumlinson	1957	25	372	14.9
Greg Tyon	1983	29	366	12.6
Luther Tiggs	1988	31	361	11.7
Anthony Reid	1988	31	361	11.7
Tommy Minor	1984	34	361	10.6
"Bugs" Johnson	1949	25	359	14.6
Steve Martin	1987	23	359	15.6
Buck Williams	1987	27	358	13.3
Connie Vaughn	1975	24	358	14.9
Ross Feltman	1959	25	354	14.2
Ron Darby	1978	26	353	13.6
Fred Thomas	1957	24	349	14.5
Don Faint	1971	24	348	14.5
Sam Hardy	1951	22	347	15.8
Greg Tyon	1982	25	347	13.9
Ray Collins	1949	24	346	14.4
Jim Ledbetter	1963	22	344	15.6
John Bostick	1956	24	343	14.3
Winford Smith	1950	25	342	13.7
Gerald Lavender	1980	31	341	11.0
Steve Thrasher	1961	28	338	12.0
Tom Rains	1964	24	337	14.0
Larry Smith	1968	22	335	15.2
Charles Cunningham	1972	23	335	14.6
Ronald Estes	1951	22	334	15.2
Ron Darby	1979	31	333	10.7
Scott Herbert	1970	24	333	13.9
Sam Logan	1985	27	331	12.2
Gerald Lavender	1979	31	330	10.6
Hoyt Staggs	1961	28	329	11.8
Sam Logan	1986	27	327	12.1
Don Faint	1969	21	325	15.5
Larry Smith	1969	19	324	17.0
Gene Crocker	1964	24	320	13.3
Albert Owens	1982	24	320	13.3
Louis Conner	1972	23	318	13.8
Robert Taylor	1981	29	317	10.9
Robert Harris	1985	27	316	11.7
Johnny Buckmon	1980	31	313	10.1
Freddie Copeland	1976	25	312	12.5
Eddie Frost	1961	28	310	11.1
Ronnie Romine	1959	25	308	12.3
Greg Epps	1986	26	303	11.6
Horace Warren	1984	34	303	8.9
Don Shotts	1955	20	302	15.1
Donell Brundidge	1974	23	302	13.1
Connie Vaughn	1976	25	302	12.1
Greg Tyon	1984	34	300	8.8

## SINGLE GAME SCORING

- 55 - Larry Smith vs. St. Bernard, 1971
- 46 - Dabbs Earnest vs. Troy State, 1962
- 42 - Louis Newsome vs. Aub-Mont., 1988
- 40 - Steve Martin vs. Miss. College, 1990
- 40 - Tommy Ledbetter vs. Ala. A&M, 1970
- 38 - Otis Boddie vs. Nicholls State, 1979
- 38 - Dabbs Earnest vs. Troy State, 1962
- 37 - Steve Martin vs. Ala.-Huntsville, 1990
- 37 - Doug Key vs. Lambuth, 1965
- 36 - Dabbs Earnest vs. Austin Peay, 1962
- 36 - Tommy Barnes vs. UT-Chattanooga, 1966
- 35 - Sam Hardy vs. Lambuth, 1952
- 35 - Doug Key vs. UT-Martin, 1964
- 35 - Jimmy Jones vs. Livingston, 1972
- 35 - Otis Boddie vs. Delta State, 1978
- 35 - Greg Tyon vs. Dillard, 1982
- 34 - Buck Williams vs. Troy State, 1987
- 34 - Sam Hardy vs. Union, 1952
- 34 - Joe Edwards vs. David Lipscomb, 1962
- 34 - Dabbs Earnest vs. Livingston, 1962
- 34 - Doug Key vs. Livingston, 1964
- 34 - Doug Key vs. Middle Tennessee, 1965
- 34 - Don Faint vs. Huntingdon, 1971
- 34 - Scott Herbert vs. Jacksonville St., 1971
- 34 - Jimmy Jones vs. Troy State, 1972
- 34 - Larry Kowalski vs. Union, 1974
- 33 - Allen Williams vs. Valdosta State, 1990
- 33 - Ray Collins vs. UT-Martin, 1949
- 33 - Doug Key vs. UT-Martin, 1964
- 33 - Connie Vaughn vs. Troy State, 1975
- 33 - Robert Harris vs. C. Missouri St., 1984
- 33 - Sam Logan vs. Troy State, 1985
- 32 - Otis Boddie vs. Tuskegee, 1980
- 32 - Otis Boddie vs. Shorter College, 1979
- 32 - Joe Shaw vs. Livingston, 1954
- 32 - John Bostick vs. Jacksonville St., 1955
- 32 - Dabbs Earnest vs. Troy State, 1961
- 32 - Tommy Dodd vs. Livingston, 1965
- 32 - Doug Key vs. Jacksonville St., 1965
- 32 - Tommy Barnes vs. Livingston, 1966
- 32 - Jimmy Jones vs. St. Bernard, 1972
- 32 - Willie West vs. Lambuth, 1974
- 32 - Greg Tyon vs. Dillard, 1981
- 31 - Steve Martin vs. Lane College, 1990
- 31 - Steve Martin vs. Jacksonville State, 1989
- 31 - Louis Newsome vs. Jax St, 1988
- 31 - Otis Boddie vs. C. Missouri St., 1980
- 31 - Otis Boddie vs. Nicholls State, 1979
- 31 - Sam Logan vs. Tennessee-Martin, 1986
- 31 - Joe Shaw vs. Livingston, 1954
- 31 - Winfrey Sanderson vs. Jax St, 1958
- 31 - Otis Boddie vs. Valdosta State, 1979
- 31 - Don Heidorn vs. Christian Brothers, 1958
- 31 - Dabbs Earnest vs. Bethel College, 1961
- 31 - Dabbs Earnest vs. Livingston, 1962
- 31 - Dabbs Earnest vs. Belmont, 1962
- 31 - Jim Ledbetter vs. Lambuth, 1963
- 31 - Scott Herbert vs. Troy State, 1971
- 31 - Tommy Ledbetter vs. Belmont, 1971
- 31 - Louis Conner vs. Jacksonville St., 1973
- 31 - Donell Brundidge vs. Jax St, 1974
- 31 - Otis Boddie vs. Lambuth, 1977
- 31 - Greg Epps vs. Sam Houston State, 1985



# Season-by-Season Leaders

## SCORING

1949	"Bugs" Johnson	359
1950	Sam Hardy	403
1951	Sam Hardy	347
1952	Sam Hardy	388
1953	George Calich	287
1954	Joe Shaw	283
1955	Don Shotts	302
1956	Don Shotts	489
1957	Tommy Tomlinson	372
1958	Winfrey Sanderson	403
1959	Ross Feltman	354
1960	Dabbs Earnest	438
1961	Dabbs Earnest	508
1962	Dabbs Earnest	625
1963	Jim Ledbetter	344
1964	Doug Key	544
1965	Doug Key	441
1966	Tommy Barnes	294
1967	Tommy Barnes	402
1968	Larry Smith	335
1969	Don Faint	325
1970	Tommy Ledbetter	454
1971	Tommy Ledbetter	444
1972	Jimmy Jones	460
1973	Jimmy Jones	351
1974	Coleman Crawford	389
1975	Coleman Crawford	466
1976	Richard Hartry	375
1977	Otis Boddie	485
1978	Otis Boddie	382
1979	Otis Boddie	597
1980	Otis Boddie	499
1981	Johnny Buckmon	415
1982	Greg Tyon	347
1983	Maurice Stafford	431
1984	Maurice Stafford	491
1985	Greg Epps	384
1986	Sam Logan	327
1987	Steve Martin	359
1988	Louis Newsome	491
1989	Buck Williams	426
1990	Steve Martin	572

## REBOUNDING

1961	Dabbs Earnest	363
1962	Dabbs Earnest	
1963	Jim Ledbetter	282
1964	Gene Crocker	254
1965	Tom Dodd	
1966	Tom Dodd	199
1967	Tommy Barnes	212
1968	Don Faint	199
1969	Tommy Ledbetter	225
1970	Tommy Ledbetter	295
1971	Don Faint	276
1972	Charles Cunningham	296
1973	Charles Cunningham	264
1974	Coleman Crawford	349
1975	Coleman Crawford	276
1976	Freddie Copeland	186
1977	Freddie Copeland	275
1978	Gerald Lavender	265
1979	Gerald Lavender	315
1980	Gerald Lavender	266
1981	Gary Tibbetts	200
1982	Gary Tibbetts	173
1983	Greg Tyon	209
1984	Tommy Minor	202
1985	Sam Logan	178
1986	Sam Logan	172



**Steve Martin**

1987	Sherman Wyckoff	150
1988	Louis Newsome	219
1989	Steve Martin	174
1990	Steve Martin	217

## ASSISTS

1973	Louis Conner	97
1974	Mike Whitaker	66
1975	Connie Vaughn	178
1976	Connie Vaughn	178
1977		
1978	Jimmy Armstrong	111
1979	Perry Oden	166
1980	Albert Owens	136
1981	Albert Owens	165
1982	Albert Owens	115
1983	Ken Dumas	152



**Tony Clanton**

1984	Mitch Gholston	94
1985	Mitch Gholston	135
1986	Mitch Gholston	140
1987	Luther Tiggs	150
1988	Luther Tiggs	250
1989	Carlos Nelson	127
1990	Tony Clanton	120

## FIELD GOAL PCT.

1961	Dabbs Earnest	47.1
1962	Dabbs Earnest	49.9
1963	Jim Ledbetter	47.7
1964	Gene Crocker	52.6
1965		
1966	Andy Bolding	40.6
1967	Andy Bolding	53.4
1968	Don Faint	42.3
1969	Tommy Ledbetter	53.4
1970	Scott Herbert	51.9
1971	Don Faint	52.3
1972	Jimmy Jones	48.3
1973	Willie West	54.3
1974	Coleman Crawford	52.7
1975	Coleman Crawford	51.6
1976	Freddie Copeland	53.0
1977	Freddie Copeland	62.3
1978	Ron Darby	53.6
1979	Gerald Lavender	62.3
1980	Johnny Buckmon	54.3
1981	Gary Tibbetts	57.9
1982	Gary Tibbetts	57.3
1983	Maurice Stafford	59.3
1984	Maurice Stafford	75.0
1985	Greg Epps	58.1
1986	Sam Logan	52.4
1987	Luther Tiggs	52.7
1988	Louis Newsome	72.2
1989	Louis Newsome	68.3
1990	Eric Davis	65.4

## FREE THROW PCT.

1961	Dabbs Earnest	78.3
1962	Dabbs Earnest	78.2
1963	Doug Key	86.2
1964	Doug Key	80.0
1965		
1966	Paul Fowler	78.3
1967	Tommy Barnes	72.3
1968	Larry Smith	69.6
1969	Larry Smith	77.1
1970	Larry Smith	81.1
1971	Jay Stejskal	77.4
1972	Louis Conner	80.0
1973	Jimmy Jones	83.0
1974	Pat Stanley	75.0
1975	Connie Vaughn	75.8
1976	Richard Hartry	80.4
1977	Jimmy Armstrong	77.1
1978	Jimmy Armstrong	78.2
1979	Perry Oden	83.3
1980	Otis Boddie	78.2
1981	Johnny Buckmon	79.2
1982	Albert Owens	77.1
1983	Mitch Gholston	73.0
1984	Horace Warren	77.6
1985	Horace Warren	78.3
1986	Sam Logan	83.6
1987	Luther Tiggs	86.9
1988	Luther Tiggs	86.7
1989	Buck Williams	83.8
1990	Steve Martin	84.4



# All-Time Scores

## 1948-49 (15-10)

42 David Lipscomb	44
47 Troy State	28
66 St. Bernard	44
59 St. Bernard	51
74 UT Jr. College	44
45 Union Jr. College	49
44 Livingston	56
57 David Lipscomb	56
59 Bethel	41
57 Howard	54
37 Lambuth	44
83 YMHA	56
58 Troy State	60
58 Austin Peay	78
66 Bethel	62
66 Southwestern	47
71 UT Jr. College	50
141 YMHA	35
58 Lambuth	45
46 Southwestern	73
44 Union Jr. College	61
32 Howard	69
78 Union Jr. College	57
58 Bethel	55
63 N.E. Miss. Jr. Col.	67

## 1949-50 (18-7)

47 Alabama	87
49 Delta State	61
70 Magnolia A&M	57
84 Miss. College	60
71 Bethel	43
51 David Lipscomb	62
70 Middle Tenn.	67
53 Troy State	46
58 St. Bernard	52
84 Lambuth	63
56 Bethel	62
67 Jacksonville St.	56
46 David Lipscomb	50
52 Howard	49
65 Troy State	54
75 Austin Peay	59
67 Jacksonville St.	75
64 St. Bernard	57
47 Union	60
68 Middle Tenn.	45
58 Austin Peay	53
69 Union	59
57 Howard	55
63 Miss. College	58
97 Lambuth	50

## 1950-51 (10-12)

57 Tennessee Tech	56
80 Middle Tenn.	64
57 Alabama	75
98 Union	51
76 Illinois Wesleyan	73
67 Delta State	77
67 Union	63
76 Troy State	38
86 Lambuth	69
54 Tennessee Tech	63
68 Austin Peay	70
69 Howard	61
58 David Lipscomb	69
57 Jacksonville St.	70
69 Austin Peay	74
54 Howard	58
77 Jacksonville St.	63
68 Middle Tenn.	69
69 David Lipscomb	73
89 Lambuth	58
(NAAU Tournament)	
79 Reliable Motor Co.	80
75 Lambuth	78

## 1951-52 (10-12)

79 Lambuth	65
72 Jacksonville St.	67
77 Howard	76
47 Austin Peay	53
75 Lambuth	92
60 Union	74
59 Jacksonville St.	68
61 Livingston	55
51 Southern Miss.	76

47 Alabama	93
49 Delta State	50
72 David Lipscomb	80
80 Livingston	46
72 Georgia Teachers	66
66 David Lipscomb	80
82 Howard	52
70 B'ham Southern	68
66 Austin Peay	77
60 B'ham Southern	59
60 Union	75
85 Howard	55
65 Southern Miss.	83

## 1952-53 (9-12)

62 SW Missouri St.	96
81 Union	65
50 Howard	77
50 Troy State	64
92 Mississippi	111
83 Lambuth	93
83 Union	86
58 Jacksonville St.	54
102 Howard	100
82 Livingston	77
78 Jacksonville St.	75
72 Livingston	56
56 Delta State	66
54 Troy State	53
48 Mississippi	82
62 Austin Peay	78
89 UT-Chattanooga	86
72 Austin Peay	97
69 Delta State	76
85 UT-Chattanooga	82
68 Lambuth	94

## 1953-54 (8-14)

75 David Lipscomb	54
71 Union	62
59 Belmont	65
66 Howard	71
71 Livingston	60
49 Troy State	66
62 Arkansas State	71
64 Union	96
60 Memphis State	68
52 Delta State	74
69 David Lipscomb	67
58 Lambuth	76
89 Jacksonville St.	80
79 Belmont	82
65 Delta State	77
75 Jacksonville St.	67
69 Lambuth	70
75 Howard	59
32 Troy State	50
68 Arkansas State	83
61 Memphis State	98
87 Livingston	71

## 1954-55 (8-12)

65 Athens State	59
69 Union	85
79 Lambuth	84
61 Belmont	66
68 Livingston	51
69 David Lipscomb	63
83 Belmont	72
79 Union	86
76 Christian Bros. Col.	65
59 Howard	94
79 Jacksonville St.	74
75 Athens State	71
56 Howard	74
55 Bethel	73
54 David Lipscomb	60
70 Jacksonville St.	84
60 Livingston	64
71 Bethel	70
87 Lambuth	94
52 Christian Bros. Col.	65

## 1955-56 (6-18)

74 B'ham Southern	92
76 Howard	87
71 Troy State	74
69 Lambuth	75
49 Austin Peay	91

70 Belmont	101
91 Christian Bros. Col.	71
78 Austin Peay	80
68 Christian Bros. Col.	78
72 Livingston	66
79 Howard	65
71 Athens State	55
91 Jacksonville St.	76
80 David Lipscomb	96
64 Livingston	85
84 William Carey	98
57 Troy State	69
91 Lambuth	100
80 Belmont	95
79 William Carey	70
75 Jacksonville St.	99
80 David Lipscomb	90
70 Howard	77
77 B'ham Southern	102

## 1956-57 (9-16)

72 Livingston	65
66 Lambuth	38
58 Christian Bros. Col.	75
72 Lambuth	82
74 Jacksonville St.	70
78 Howard	71
70 Belmont	85
77 B'ham Southern	70
68 David Lipscomb	70
65 Union	87
73 Carson-Newman	85
58 Austin Peay	92
69 Bethel	91
70 Athens State	71
67 Sewanee	53
40 Christian Bros. Col.	60
64 Jacksonville St.	56
79 Athens State	52
71 B'ham Southern	99
59 Livingston	66
75 Howard	79
59 Sewanee	67
76 Austin Peay	78
58 Bethel	66
86 Belmont	82

## 1957-58 (9-13)

79 Howard	83
81 Bethel	95
62 Lambuth	87
73 Christian Bros. Col.	94
77 Union	93
85 B'ham Southern	88
67 Austin Peay	86
97 Jacksonville St.	72
79 Union	71
61 Howard	53
78 Christian Bros. Col.	79
63 Lambuth	72
82 Bethel	66
56 Sewanee	84
60 Jacksonville St.	61
71 Belmont	82
71 Austin Peay	72
67 Belmont	50
82 Livingston	59
64 B'ham Southern	60
72 Sewanee	62
72 Livingston	60

## 1958-59 (10-15)

75 UT-Chattanooga	74
66 Sewanee	58
93 Livingston	74
84 Jacksonville St.	77
64 Lambuth	66
81 Union	84
63 Sewanee	65
78 Auburn	104
95 Bethel	80
62 Austin Peay	67
65 Union	80
56 Christian Bros. Col.	70
67 UT-Chattanooga	90
68 B'ham Southern	59
78 David Lipscomb	89
57 Lambuth	79
60 Bethel	58

62 B'ham Southern	68
78 Belmont	89
77 David Lipscomb	87
66 Austin Peay	74
52 Christian Bros. Col.	78
83 Jacksonville St.	72
72 Livingston	66
74 Belmont	69

## 1959-60 (14-11)

69 Auburn	95
58 Huntingdon	67
94 Bethel	78
70 Belmont	60
48 McNeese State	50
70 Tampa	80
75 Jacksonville St.	58
104 Bethel	79
71 Austin Peay	72
89 Huntingdon	68
72 UT-Chattanooga	88
71 Jacksonville St.	65
62 St. Bernard	75
78 Lambuth	74
86 Livingston	64
64 Howard	70
70 St. Bernard	67
82 Lambuth	90
81 Austin Peay	88
96 Belmont	74
82 Howard	64
85 UT-Chattanooga	77
74 Troy State	61
91 St. Bernard	70
83 Hamline	88

## 1960-61 (15-13)

69 Huntingdon	59
77 Austin Peay	85
68 Belmont	86
58 UT-Chattanooga	63
80 Livingston	73
73 Jacksonville St.	89
50 Auburn	76
66 UT-Chattanooga	70
80 Lambuth	59
74 St. Bernard	66
109 Bethel	77
79 Austin Peay	84
73 Troy State	88
79 Huntingdon	65
77 Troy State	83
72 UT-Martin	69
76 UT-Martin	86
65 Bethel	64
76 Lambuth	61
91 Jacksonville St.	51
68 St. Bernard	86
76 Livingston	68
109 Belmont	72
90 Livingston	77
99 Troy State	91
60 Jacksonville St.	80
83 Austin Peay	79
68 David Lipscomb	73

## 1961-62 (17-9)

78 David Lipscomb	75
76 Athens State	68
77 St. Bernard	82
67 Jacksonville St.	59
88 Austin Peay	85
73 Lambuth	49
64 Mississippi	68
66 UT-Chattanooga	68
79 UT-Martin	77
89 Belmont	59
66 David Lipscomb	85
70 Austin Peay	77
98 Livingston	82
116 Troy State	85
77 Troy State	80
70 Mississippi	80
90 Athens State	88
89 UT-Martin	82
114 St. Bernard	99
58 Jacksonville St.	62
100 Lambuth	91
107 Belmont	86

107 Livingston	86
97 UT-Chattanooga	82
123 Troy State	103
54 Saint Cloud	86

## 1962-63 (9-13)

91 Huntingdon	78
77 Middle Tenn.	86
85 Athens State	98
75 David Lipscomb	60
73 St. Bernard	98
76 Troy State	92
98 Austin Peay	95
76 Delta State	80
75 Delta State	80
97 St. Bernard	84
69 UT-Martin	86
67 Middle Tenn.	64
85 Austin Peay	89
88 Troy State	86
84 Huntingdon	93
66 Lambuth	81
73 Livingston	77
78 Athens State	88
97 Lambuth	87
62 David Lipscomb	77
109 Livingston	68
95 UT-Martin	78

## 1963-64 (8-16)

73 Huntingdon	104
55 David Lipscomb	53
87 Middle Tenn.	99
73 UT-Martin	65
82 Christian Bros. Col.	94
65 King College	72
75 Delta State	76
81 Athens State	80
88 Bethel	80
58 Union	89
64 Athens State	68
79 Delta State	87
92 Lambuth	95
70 Huntingdon	81
63 Bethel	92
76 UT-Martin	79
68 David Lipscomb	67
119 Livingston	79
97 Middle Tenn.	98
75 UT-Chattanooga	82
89 Livingston	107
93 UT-Chattanooga	84
118 Lambuth	90
83 Union	84

## 1964-65 (6-17)

79 Lambuth	70
77 Middle Tenn.	95
80 Athens State	96
70 David Lipscomb	74
84 Jacksonville St.	92
81 UT-Chattanooga	92
64 David Lipscomb	75
82 Livingston	84
72 Huntingdon	93
73 Troy State	96
120 Livingston	106
77 Athens State	90
68 Howard	81
71 Montevallo	55
62 Jacksonville St.	76
83 Lambuth	73
92 Montevallo	73
62 UT-Chattanooga	67
87 Middle Tenn.	81
65 Howard	69
79 Huntingdon	97
74 Troy State	79
79 Jacksonville St.	90

## 1965-66 (7-16)

49 Lambuth	48
72 Middle Tenn.	88
69 Jacksonville St.	83
67 Troy State	79
68 UT-Chattanooga	69
72 David Lipscomb	99
101 Jacksonville St.	109
81 Montevallo	73



# All-Time Scores

69 Athens State	84
82 Lambuth	65
71 Union	98
77 David Lipscomb	86
78 Middle Tenn	86
76 St. Bernard	83
92 Troy State	88
88 St. Bernard	112
109 Livingston	89
79 Montevallo	82
108 Livingston	93
86 UT-Chattanooga	101
72 Union	70
70 Montevallo	96
80 Troy State	84

## 1966-67 (6-17)

79 Middle Tenn.	111
95 Jacksonville St.	113
67 David Lipscomb	73
99 Athens State	78
70 UT-Chattanooga	68
107 Jacksonville St.	119
67 Troy State	59
68 Lambuth	72
76 Livingston	85
73 Middle Tenn	78
65 Union	105
83 David Lipscomb	106
82 UT-Chattanooga	105
105 Livingston	91
80 Troy State	92
63 Montevallo	74
77 St. Bernard	96
78 Montevallo	69
70 Athens State	81
82 St. Bernard	83
72 Union	78
70 Lambuth	65
83 St. Bernard	107

## 1967-68 (7-15)

63 Lambuth	64
81 Carson-Newman	98
60 Tennessee Wesleyan	66
80 Bethel	74
66 Union	58
85 UT-Chattanooga	104
74 UT-Chattanooga	98
94 Athens State	91
91 Athens State	89
76 Bethel	95
62 Lambuth	64
88 Jacksonville St.	105
61 Troy State	73
73 Union	108
92 St. Bernard	109
58 Troy State	62
88 Montevallo	81
86 Livingston	84
72 Montevallo	67
65 Jacksonville St.	91
98 St. Bernard	89
60 Athens State	78

## 1968-69 (8-13)

80 Lambuth	87
82 Athens State	80
72 Bethel	82
74 UT-Chattanooga	90
90 Jacksonville St.	110
76 St. Bernard	84
80 Jacksonville St.	91
85 UT-Chattanooga	101
87 Bethel	88
78 St. Bernard	72
80 Livingston	100
68 David Lipscomb	87
95 David Lipscomb	85
81 Troy State	65
83 Montevallo	71
84 Livingston	82
99 Montevallo	86
74 Athens State	87
84 Lambuth	98
79 Montevallo	81

## 1969-70 (12-12)

79 Huntingdon	78
90 Athens State	94
92 Jacksonville St.	115
87 Troy State	76
63 Evangel College	60
78 Jacksonville St.	98
70 UT-Chattanooga	78
80 David Lipscomb	71
77 UT-Chattanooga	78
108 Alabama A&M	84
89 Montevallo	80
79 Lambuth	67
82 Livingston	111
99 Troy State	64
96 St. Bernard	87
59 David Lipscomb	88
96 Montevallo	81
78 Lambuth	62
87 St. Bernard	96
79 Livingston	96
84 Athens State	91
109 Alabama A&M	97
84 Huntingdon	95
74 Livingston	75

## 1970-71 (17-7)

55 Montevallo	60
65 Huntingdon	70
85 Troy State	75
85 Lambuth (OT)	82
122 St. Bernard	86
87 David Lipscomb	81
71 Montevallo	69
112 Belmont	94
90 Athens State	80
89 B'ham Southern	61
118 Jacksonville St.	90
83 Lambuth	76
105 Athens State	97
82 Livingston	86
95 Troy State	78
46 B'ham Southern	55
121 St. Bernard	92
79 Jacksonville St. (OT)	83
106 David Lipscomb	104
80 Livingston	87
118 Huntingdon	87
111 Huntingdon	87
120 Athens State	89
84 Livingston	97

## 1971-72 (11-12)

110 David Lipscomb	78
99 Lambuth	81
87 Troy State (OT)	88
97 Livingston	95
72 St. Bernard	83
82 UT-Martin	83
70 Montevallo	83
113 Lambuth	98
72 Middle Tenn	90
84 Athens State	86
90 David Lipscomb	110
80 Troy State	69
95 Jacksonville St.	110
85 Montevallo	65
82 St. Bernard (OT)	80
77 Athens State	98
88 UT-Martin	75
70 Delta State	83
101 Jacksonville St.	91
90 Livingston	95
62 Delta State	59
92 SE Louisiana	83
71 Delta State	81

## 1972-73 (13-9)

91 St. Bernard	100
78 Lambuth	74
79 Troy State (OT)	78
111 Jacksonville St.	94
67 Lambuth	69
75 Athens College	76
97 Nicholls State	85
76 SE Louisiana	53
91 UT-Martin	81
83 Delta State	67
75 Livingston	59

94 David Lipscomb	70
84 Nicholls State	75
75 SE Louisiana	89
78 Jacksonville St.	74
70 Athens State	99
70 St. Bernard	73
66 Delta State	67
87 Livingston	83
58 UT-Martin	84
2 Troy State (forfeit)	0
7 Alcorn A&M	103

## 1973-74 (15-8)

91 David Lipscomb	67
91 Lambuth	83
101 Union	90
85 Sewanee	74
77 Nicholls State	78
84 Livingston	68
88 Shorter College	82
76 Jacksonville St.	85
70 Troy State	68
77 Southern Miss.	86
80 Sewanee	77
83 Lambuth	102
85 Union	75
83 UT-Martin	80
89 Shorter College	84
77 SE Louisiana	89
81 UT-Martin	80
79 Livingston	75
73 Miss. College	82
86 Troy State	95
61 Jacksonville St.	67
82 Delta State	69
71 Northwestern La.	78

## 1974-75 (12-12)

83 Shorter College	63
62 Lambuth	66
81 Alabama A&M	90
78 South Alabama	96
53 Livingston	52
66 Miss. College	73
84 David Lipscomb	70
59 Jacksonville St.	58
80 Livingston	67
72 UT-Martin (OT)	73
83 Shorter College	79
95 Lambuth	79
71 Samford	83
71 Nicholls State	76
70 SE Louisiana	83
78 Xavier	84
74 UT-Martin	58
76 Livingston	58
65 Alabama A&M	61
66 Troy State	74
77 Jacksonville St.	93
98 Xavier	76
83 Delta State	68
79 Northwestern La.	69

## 1975-76 (19-6)

74 David Lipscomb	62
59 Tennessee State	73
82 Livingston	61
70 Lambuth	62
53 Belmont	50
79 Alabama A&M	65
67 Union	55
92 Lambuth (2 OT)	90
62 UT-Martin	59
86 Union	59
79 Troy State	70
66 Jacksonville St.	68
53 Tennessee State	61
69 Miss. College	43
74 Livingston	52
69 Alabama A&M	78
61 Freed-Hardeman	54
98 Auburn-Montgomery	72
51 SE Louisiana	47
72 Nicholls State (OT)	69
74 Delta State	79
78 Northwestern La.	102
76 Jacksonville St.	69
83 Troy State (OT)	84
58 UT-Martin	56

## 1976-77 (24-7)

99 Southwestern	72
59 Livingston	58
83 Lambuth	68
89 Alabama A&M	75
78 Belmont	73
83 David Lipscomb	69
93 Southwestern	49
103 Lambuth (OT)	100
80 SE Louisiana	78
84 Nicholls State (OT)	81
79 Tennessee State	68
68 UT-Martin	62
64 Troy State	67
78 Jacksonville St.	90
80 Miss. College	68
70 Livingston	62
77 Tennessee State	51
74 Alabama A&M	82
83 Delta State	77
94 Nicholls State	77
59 SE Louisiana	62
82 UT-Martin	73
68 Delta State	70
90 Jacksonville St.	75
84 Troy State	78
63 Miss. College	65
(NCAA REGIONAL)	
105 Southern Univ.	88
77 Troy State	70
(NCAA QUARTERFINAL)	
67 Cal-Poly-SLO (OT)	64
(NCAA SEMIFINAL)	
67 Randolph-Macon	82
(NCAA CONSOLATION)	
93 Sacred Heart	77

## 1977-78 (17-9)

87 Ark.-Monticello	60
84 Kentucky State	79
67 Iona College	69
92 Flagler College	65
108 Lambuth	68
92 Alabama A&M	74
84 Nicholls State	98
48 SE Louisiana	43
88 Lambuth	83
90 Delta State	85
69 Livingston	72
58 Tennessee State	55
80 Miss. College	84
67 Jacksonville St.	72
53 Troy State	49
50 UT-Martin	51
57 UT-Martin	55
52 SE Louisiana	51
85 Nicholls State	77
66 Tennessee State	54
92 Delta State (OT)	91
75 Livingston	86
53 Miss. College	56
82 Alabama A&M	81
82 Jacksonville St.	92
70 Troy State	68

## 1978-79 (22-9)

68 Southern Univ.	70
107 Shorter College	71
72 Nicholls State	76
75 SE Louisiana	71
91 Lambuth	73
82 Alabama A&M	69
64 Alabama State	65
71 Otterbein	63
82 Lambuth	77
79 Livingston	85
73 Tennessee State	83
68 Miss. College	67
75 Alabama State	76
69 Jacksonville St.	63
66 Troy State	80
86 UT-Martin	81
86 Alabama A&M	66
77 Tennessee State	79
60 SE Louisiana	58
85 Nicholls State	80
90 Delta State	89
77 Livingston	78
92 UT-Martin	75

72 Miss. College	71
93 Troy State	78
86 Jacksonville St.	74
(NCAA REGIONAL)	
75 Florida Southern	67
110 Valdosta State	101
(NCAA QUARTERFINAL)	
103 Nicholls State	97
(NCAA SEMIFINAL)	
85 Bridgeport	82
(NCAA FINAL)	
64 Wisconsin-Green Bay	50

## 1979-80 (21-10)

71 Lambuth	63
66 Henderson State	56
79 Alabama State	88
83 Tuskegee	75
81 Alabama A&M	67
75 Tuskegee (OT)	78
60 Middle Tenn	67
86 Columbus College	76
93 Delta State	81
96 Livingston	75
85 Alabama State	69
89 Miss. College	76
72 UT-Martin	64
66 Jacksonville St.	82
83 Troy State	66
81 UT-Martin	63
76 Lambuth	62
65 Alabama A&M	52
63 Tennessee State	72
94 Columbus College	72
57 Delta State	59
69 Livingston	68
85 Tennessee State	72
69 Miss. College	68
61 Troy State	82
77 Jacksonville St.	106
(NCAA REGIONAL)	
98 C. Missouri St.	86
77 Nicholls State	68
(NCAA QUARTERFINAL)	
76 Cal-Riverside	69
(NCAA SEMIFINAL)	
68 New York Tech	74
(NCAA CONSOLATION)	
67 Florida Southern	68

## 1980-81 (22-9)

61 Tuskegee	51
99 Dillard	78
93 Tuskegee	83
73 Middle Tenn. (OT)	74
58 Columbus College	75
79 Vanderbilt	111
57 David Lipscomb	52
80 Columbus College	59
81 Lambuth	80
69 Delta State	64
66 UT-Martin	83
49 UT-Martin	43
69 Miss. College	53
64 Alabama State	65
78 Troy State	60
79 Livingston	64
101 Lambuth	79
64 Jacksonville St. (OT)	70
59 Troy State	54
89 David Lipscomb	93
68 Jacksonville St.	63
54 Tuskegee	50
78 Alabama State	62
84 Delta State (OT)	89
51 Miss. College (OT)	49
74 Livingston	72
(GSC TOURNAMENT)	
98 Delta State	84
81 Jacksonville St.	70
(NCAA REGIONAL)	
67 Lincoln Univ.	53
63 NE Missouri	59
(NCAA QUARTERFINAL)	
39 Wisconsin-Green Bay	65

## 1981-82 (13-12)

82 Tenn. Wesleyan	78
73 Southern Univ.	74



# All-Time Scores

75 Valdosta State	53	(NCAA QUARTERFINAL)	76 San Francisco St.	68
73 Lambuth	68	(NCAA SEMIFINAL)	85 C. Missouri St. (OT)	89
75 Alabama A&M	63			
88 Vanderbilt	116			
68 Southern Univ.	65	<b>1984-85 (15-12)</b>		
98 Dillard	86	66 Tenn. Wesleyan	59	
45 UT-Martin	52	77 Bethel College	78	
84 West Georgia	73	99 Ala. Christian	61	
70 Alabama A&M	82	66 Tenn. Wesleyan	61	
57 Livingston	60	56 Athens State	55	
77 Miss. College	57	70 Livingston	43	
54 Delta State	59	74 Miss. College	50	
78 Jacksonville St.	79	57 Athens State	60	
92 Troy State	83	58 Ala.-Huntsville	53	
95 Lambuth	81	77 Purdue-Calumet	63	
54 UT-Martin	55	65 Jacksonville St.	71	
52 Livingston	54	64 West Georgia	69	
64 Miss. College	67	60 Delta State	64	
85 Delta State	61	50 Miss. College	49	
76 Jacksonville St.	88	71 Delta State	51	
79 Troy State	77	76 Sam Houston St.	66	
97 Dillard	80	78 Troy State	70	
71 Jacksonville St.	84	50 Valdosta State	57	
		90 Troy State	81	
<b>1982-83 (14-15)</b>		62 Valdosta State	69	
70 Milligan College	62	66 West Georgia	64	
53 Montevallo	55	61 UT-Martin	67	
76 Alabama A&M	67	72 Bethel College	56	
64 Southern Univ.	58	72 Livingston (30T)	74	
99 Lambuth	68	71 Jacksonville St.	85	
49 Miss. State	80	77 UT-Martin	80	
66 West Georgia	64	(GSC TOURNAMENT)		
92 Dillard	79	70 Valdosta State	71	
81 Southern Univ.	87			
76 Dillard	69	<b>1985-86 (18-9)</b>		
92 Alabama A&M	85	76 Tenn. Wesleyan	64	
83 Jacksonville St.	86	76 Bethel College	55	
66 Livingston	69	84 Brescia College	61	
65 Troy State	76	67 Kentucky Wesleyan	69	
81 Valdosta State	76	64 Tenn. Wesleyan	62	
79 Miss. College	82	66 Ala.-Huntsville	62	
95 Delta State	68	53 Athens State	45	
84 Lambuth	63	68 Athens State (2 OT)	74	
89 UT-Martin	101	77 Arkansas College	55	
77 Tenn. Wesleyan	61	71 UT-Martin	80	
61 Jacksonville St.	63	81 Valdosta State	74	
58 Livingston	63	85 Delta State	87	
61 Troy State	66	86 Troy State	84	
76 Valdosta State	81	95 Jacksonville St.	90	
82 Miss. College	87	93 Valdosta State	113	
55 Delta State	39	66 Troy State	69	
63 UT-Martin	68	79 West Georgia	102	
(GSC TOURNAMENT)		80 Ala.-Huntsville	67	
70 Livingston	66	82 Livingston	68	
66 Jacksonville St.	77	81 Jacksonville St.	84	
		75 UT-Martin	80	
<b>1983-84 (27-7)</b>		86 West Georgia	78	
83 Stillman	43	62 Miss. College	60	
116 Ala. Christian	81	70 Livingston	60	
65 Tenn. Wesleyan	54	89 Fort Valley St.	68	
58 Athens State	56	85 Miss. College	74	
93 Lambuth	75	67 Delta State	64	
102 Lambuth	58	<b>1986-87 (18-10)</b>		
68 Tenn. Wesleyan	53	81 Shorter College	61	
64 Miss. State	70	106 Stillman College	58	
85 Bethel	66	103 Shorter College	67	
74 Jacksonville St.	75	80 Athens State	72	
80 Livingston	58	107 Southern-N. O.	68	
61 Troy State	57	64 Aub.-Montgomery	70	
67 Valdosta State	63	104 Ala.-Huntsville	69	
49 Miss. College	48	75 Athens State	64	
80 Delta State	77	81 Miss. College	73	
75 Alabama A&M	81	118 Simpson College	61	
77 UT-Martin	71	83 Delta State	76	
66 Athens State	61	93 Livingston	86	
89 Jacksonville St. (OT)	88	76 Miss. College	73	
77 Livingston	78	58 UT-Martin	66	
106 Dillard	76	104 Ala.-Huntsville	68	
67 Troy State	61	84 West Georgia	86	
88 Valdosta State	65	76 Jacksonville St.	87	
87 Alabama A&M	65	69 Livingston	66	
75 Miss. College	71	68 Aub.-Montgomery	54	
80 Delta State	90	93 West Georgia	106	
77 UT-Martin	81	81 Troy State (OT)	76	
(GSC TOURNAMENT)		72 Valdosta State	84	
85 Livingston	68	69 UT-Martin	76	
71 Troy State (2 OT)	67	63 Jacksonville St.	62	
82 Jacksonville St.	78	77 Troy State	83	
(NCAA REGIONAL)		86 Valdosta State	66	
86 Albany State	73	76 Delta State (OT)	77	
66 West Georgia	65	(GSC TOURNAMENT)		
		79 West Georgia	93	

<b>1987-88 (17-14)</b>	
93 Ala.-Huntsville	64
63 at S.E. Missouri	75
74 S. Indiana	80
61 Athens State	72
87 Ark-Monticello	67
102 Miles	61
71 at Athens State	76
84 UM-St. Louis	76
66 at Ala-Hunt. (OT)	58
74 Jacksonville St.	85
87 West Georgia	77
64 at Livingston	66
74 UT-Martin	83
58 Miss. College	54
75 at Troy State	83
65 at Valdosta St.	74
78 at Jacksonville St	70
83 at West Georgia	72
82 Delta State	69
84 Livingston	80
81 Aub.-Montgomery	84
96 at Miss. College	88
100 at Ala.-Hunt.	92
97 Troy State	79
64 Valdosta State	65
86 at UT-Martin	114
74 at Delta State	77
(GSC TOURNAMENT)	
56 at UT-Martin	55
49 at Troy State	75
(NCAA REGIONAL)	
76 Florida Southern	99
87 Norfolk State	76



**Ed Billingham**



**Bill E. Jones**



**Gary Elliott**



**Bill L. Jones**



**1979 National Championship Parade**



# 100-Point and Overtime Games

## UNA's 100-Point Games (64 Games, Won 60, Lost 4)

YEAR	OPPONENT	SCORE
1948-49	YMHA	141-35
1952-53	Howard	102-100
1959-60	Bethel	104-79
1960-61	Bethel	109-77
1960-61	Belmont	109-72
1961-62	Troy State	116-85
1961-62	St. Bernard	114-99
1961-62	Lambuth	100-91
1961-62	Belmont	107-86
1961-62	Livingston	107-86
1961-62	Troy State	123-103
1962-63	Livingston	109-68
1963-64	Livingston	119-79
1963-64	Lambuth	118-90
1964-65	Livingston	120-106
1965-66	Jacksonville State	101-109
1965-66	Livingston	109-89
1965-66	Livingston	108-93
1966-67	Jacksonville State	107-119
1966-67	Livingston	105-91
1969-70	Alabama A&M	108-84
1969-70	Alabama A&M	109-97
1970-71	St. Bernard	122-86
1970-71	Belmont	112-94
1970-71	Jacksonville State	118-90
1970-71	Athens State	105-97
1970-71	St. Bernard	121-92
1970-71	David Lipscomb	106-104
1970-71	Huntingdon	118-87
1970-71	Huntingdon	111-87
1970-71	Athens State	120-89
1971-72	David Lipscomb	110-78
1971-72	Lambuth	113-98
1971-72	Jacksonville State	101-91
1972-73	Union	101-90
1976-77	Lambuth (OT)	103-100
1976-77	Southern Univ.	105-88
1977-78	Lambuth	108-68
1978-79	Shorter	107-71
1978-79	Valdosta State	110-101
1978-79	Nicholls State	103-97
1980-81	Lambuth	101-79
1983-84	Alabama Christian	116-81
1983-84	Lambuth	102-58
1983-84	Dillard	106-76
1986-87	Stillman	106-58
1986-87	Shorter	103-67
1986-87	Southern-N.O.	107-68
1986-87	Alabama-Huntsville	104-69
1986-87	Simpson	118-61
1986-87	Alabama-Huntsville	104-68
1987-88	Miles College	102-61
1987-88	Alabama-Huntsville	100-92
1988-89	Stillman	115-86
1988-89	Alabama-Huntsville	101-60
1988-89	Alabama-Huntsville	113-87
1989-90	Angelo State	121-76
1989-90	Lane College	122-80
1989-90	North Georgia	103-79
1989-90	Valdosta State (OT)	101-102
1989-90	West Georgia (OT)	100-101
1989-90	Alabama-Huntsville	104-67
1989-90	Troy State	107-102

## Opponent's 100-Point Games (49 Games, UNA Won 7, Lost 42)

YEAR	OPPONENT	SCORE
1952-53	Howard	102-100

1955-56	Belmont	70-101
1955-56	Lambuth	91-100
1955-56	B'ham Southern	77-102
1958-59	Auburn	78-104
1961-62	Troy State	123-103
1963-64	Huntingdon	73-104
1963-64	Livingston	89-107
1964-65	Livingston	120-106
1965-66	Jacksonville State	101-109
1965-66	St. Bernard	88-112
1965-66	UT-Chattanooga	86-101
1966-67	Middle Tennessee	79-111
1966-67	Jacksonville State	95-113
1966-67	Jacksonville State	107-119
1966-67	Union	65-105
1966-67	David Lipscomb	83-106
1966-67	UT-Chattanooga	82-105
1966-67	St. Bernard	83-107
1967-68	UT-Chattanooga	85-104
1967-68	Jacksonville State	88-105
1967-68	Union	73-108
1967-68	St. Bernard	92-109
1968-69	Jacksonville State	90-110
1968-69	UT-Chattanooga	85-101
1968-69	Livingston	80-100
1969-70	Jacksonville State	92-115
1969-70	Livingston	82-111
1970-71	David Lipscomb	106-104
1971-72	David Lipscomb	90-110
1971-72	Jacksonville State	95-110
1972-73	St. Bernard	91-100
1972-73	Alcorn A&M	72-103
1973-74	Lambuth	83-102
1975-76	N.W. Louisiana	78-102
1976-77	Lambuth (OT)	103-100
1978-79	Valdosta State	110-101
1979-80	Jacksonville State	77-106
1980-81	Vanderbilt	79-111
1981-82	Vanderbilt	88-116
1982-83	Tennessee-Martin	89-101
1985-86	Valdosta State	93-113
1985-86	West Georgia	79-102
1986-87	West Georgia	93-106
1987-88	Tennessee-Martin	86-114
1988-89	Jacksonville State	94-101
1989-90	Valdosta State (OT)	101-102
1989-90	West Georgia (OT)	100-101
1989-90	Troy State	107-102



**Anthony Gamble**



**Floyd Macon**



**Tony Clanton**

## UNA's Overtime Games Since 1970 (31 Games, Won 15, Lost 16)

YEAR	OPPONENT	SCORE
1970-71	Lambuth	85-82
1970-71	Jacksonville State	79-83
1971-72	Troy State	87-88
1971-72	St. Bernard	82-80
1972-73	Troy State	79-78
1974-75	Tennessee-Martin	72-73
1975-76	Lambuth (2 OT)	92-90
1975-76	Nicholls State	72-69
1975-76	Troy State	83-84
1976-77	Lambuth	103-100
1976-77	Nicholls State	84-81
1976-77	Cal Poly SLO	67-64
1977-78	Delta State	92-91
1979-80	Tuskegee	75-78
1980-81	Middle Tennessee	73-74
1980-81	Jacksonville State	64-70
1980-81	Delta State	84-89
1980-81	Miss. College	51-49
1983-84	Jacksonville State	89-88
1983-84	Troy State (2 OT)	71-67
1983-84	C. Missouri St.	85-89
1984-85	Livingston (3 OT)	72-74
1985-86	Athens State (2 OT)	68-74
1986-87	Troy State	81-76
1986-87	Delta State	76-77
1987-88	Alabama-Huntsville	66-58
1988-89	Miss. College	84-88
1989-90	Delta State	85-81
1989-90	Valdosta State	101-102
1989-90	West Georgia	100-101
1989-90	Tennessee-Martin	94-99



# UNA Honors

## ALL-AMERICAN DOYLE "DABBS" EARNEST 1961-62

UNA's first All-American, Dabbs scored a career total 1,840 points for a 17.6 point per game average. He ranks second on UNA's career scoring list and still holds the highest single-season point total in UNA history with 625 points in 1962. He is the only UNA player to ever score over 600 points in a season. Dabbs was the Lions' scoring leader in 1960, 1961 and 1962, averaging 17.5, 18.1 and 24.0 points respectively. He led the Lions to the NAIA National Tournament in Kansas City, Mo., in 1960 and 1962, but they lost opening round games to Hamline and St. Cloud State. He holds the UNA single-game record for most field goals made (20), single-season marks for highest scoring average (24.03), most rebounds (363), most field goal attempts (497), most field goals made (243), most free throws attempted (202) and most free throws made (150), and career marks for most free throws attempted (625), most free throws made (496) and most times to score in double figures (91). He scored 46 points against Troy State in 1962 to rank second for most points in a single game. He scored 30 or more points in a game eight times during his career. Earnest was also among the four initial inductees into the UNA Athletic Hall of Fame, along with Hal Self, Eddie Flowers and Harlon Hill. Dabbs is a native of Winfield, Alabama.



## ALL-AMERICAN OTIS BODDIE 1979-80

Otis Boddie is one of the most outstanding players ever to play on the NCAA Division II level. During his four years at UNA, the Lions made three trips to the NCAA Final Four and claimed the national championship in 1979. The team's record during Boddie's four years at UNA was an impressive 84-35. Boddie is UNA's all-time leading scorer with 1,963 career points and an average of 16.8 points per game. He led UNA in scoring four straight years with single-season totals of 485, 382, 597 and 499. He was Gulf South Conference Player of the Year in 1980 and was an all-conference pick in 1978, 1979 and 1980. He holds four GSC records and five UNA records, including marks for free throws attempted in a game (23) and free throws made in a game (19). Otis scored a career high 38 points against Nicholls State in the 1979 NCAA quarterfinals. Although injured during the 1980 NCAA tournament, Boddie came off the bench to score 31 points in the Lions' come-from-behind win over Central Missouri State in the NCAA South Central Regional. Boddie scored 30 or more points in a single game eight times in his career. He made the Final Four All-Tournament Team in 1977 and was an Associated Press Honorable Mention All-America choice in 1979 before taking first-team honors in 1980.



## ALL-GULF SOUTH CONFERENCE

1971-72 Jimmy Jones  
1972-73 Charles Cunningham  
1972-73 Jimmy Jones  
1973-74 Coleman Crawford  
1974-75 Coleman Crawford  
1975-76 Richard Hartry  
1976-77 Freddie Copeland  
1977-78 Otis Boddie  
1978-79 Otis Boddie  
1979-80 Otis Boddie  
1979-80 Gerald Lavender  
1980-81 Johnny Bucknon  
1980-81 Robert Taylor  
1980-81 Albert Owens  
1981-82 Gary Tibbetts  
1982-83 Maurice Stafford  
1983-84 Maurice Stafford  
1983-84 Tommy Minor  
1987-88 Louis Newsome  
1988-89 Louis Newsome  
1989-90 Steve Martin

## ACADEMIC ALL-GSC

1986-87 Todd Markham  
1987-88 Todd Markham  
1988-89 Todd Markham  
1989-90 Tony Clanton

## GSC COACH OF THE YEAR

Bill Jones 1979-80, 1983-84

## GSC PLAYER OF THE YEAR

Coleman Crawford 1973-74  
Otis Boddie 1979-80  
Maurice Stafford 1983-84

## GSC FRESHMAN OF THE YEAR

Robert "Tamp" Harris 1983-84

## ALL-SOUTH REGION

1988-89 Louis Newsome  
1989-90 Steve Martin

## GSC CHAMPIONSHIPS

1976-77, 1980-81, 1983-84

## GSC TOURNAMENT CHAMPIONSHIPS

1980-81, 1983-84, 1987-88

## NCAA TOURNAMENTS

1976-77, 1978-79, 1979-80  
1980-81, 1983-84, 1987-88

## NCAA REGIONAL CHAMPIONSHIPS

1976-77, 1978-79, 1979-80  
1980-81, 1983-84

## NCAA CHAMPIONS

1978-79



Robert Taylor



Gerald Lavender



Maurice Stafford



Steve Martin



Tony Clanton



# UNA Honors

## SANDERSON IN ALABAMA SPORTS HALL OF FAME



Former Lion basketball standout Winfrey "Wimp" Sanderson", was one of six inductees of the class of 1989 selected for the Alabama Sports Hall of Fame.

Pat Dye, Ray Perkins, Red Farmer, James "Lindy" Hood, and Jimmy Outlaw, along with Sanderson, were inducted into the Hall of Fame at the Birmingham-Jefferson Civic Center on Feb. 24, 1990.

Sanderson is the first Lion basketball player and only the second basketball affiliated selection to the ASHOF. The other is former Auburn basketball coach Joel Eaves.

Sanderson was born in Florence where he attended Coffee High School and the University of North Alabama, then known as Florence State College.

Playing for the Lions from 1957 to 1959, Sanderson was named captain of the squad as a senior. He currently ranks eleventh in total points for a career at UNA with 1,076 and is a member of the prestigious 1,000-Point Club while playing in only 72 games as a Lion.

Sanderson became a full time assistant at the University of Alabama in 1961 and remained in that position for the next 20 years. He became head coach in 1981 after the departure of C.M. Newton and still holds that position.

As head coach of the Crimson Tide, he has a 68.5 percent winning percentage with an overall record of 218-100. He has averaged an impressive 21.8 wins a year while at Alabama, while leading the Tide to two SEC crowns and four league tournament titles. Alabama has also been in the SEC Tournament title game seven times under Sanderson and has advanced to postseason play every year except for 1988.

Sanderson has taken the Crimson Tide to the NCAA tournament eight times with his teams advancing to the Sweet 16 five times. He is the only coach in Alabama history to win 190 games in his first nine years as a coach, and is only the second in SEC history to accomplish that feat.

Sanderson was named SEC "Coach of the Year" in 1987 and 1989 and national "Coach of the Year" in 1987. He is only the second basketball coach ever to be inducted into the Alabama Sports Hall of Fame and is unique for making all of his accomplishments within the state of Alabama.

Sanderson becomes the third Lion athlete to be inducted into the Hall.



George Lindsey



Harlon Hill

## OTHER LION INDUCTEES INTO ASHOF

Perhaps the two most prominent figures to ever play football for the Lions are also members of the Alabama Sports Hall of Fame. Harlon Hill, a letterman from 1950-53 who was an NAIA All-American and was later named Rookie of the Year and Most Valuable Player in the National Football League while playing with the Chicago Bears, was the school's first inductee when he was chosen for membership in 1976. Then, in 1983, George "Goober" Lindsey, a football letterman in 1950 and 1951 who went on to television fame on the **Andy Griffith** and **Hee Haw** shows, was selected for membership.



Alabama Sports Hall of Fame and Museum



# UNA Honors

## LIONS CREATE ATHLETIC HALL OF FAME



Doyle "Dabbs" Earnest



Eddie Flowers



Harlon Hill



Hal Self

The initial inductions into the University of North Alabama Athletic Hall of Fame were made on October 6 in a ceremony at the Guillot University Center.

The UNA Hall of Fame is sponsored by the UNA Athletic Alumni Association, which is a branch of the National UNA Alumni Association for the school's former athletes.

The plaques honoring the inductees now hang in Flowers Hall. An additional three inductees will be selected each year by the 10-member Hall of Fame selection panel.

The members of the UNA Athletic Hall of Fame Induction Panel are: Al Bureson, Lucky Crocker, Mike Goens, Joe Grant, Dallas Lancaster, Grady Liles, Jim Spain, Dr. Robert Stephenson, Dr. Roy S. Stevens and Joe Thomas

### DABBS EARNEST

Dabbs Earnest became the Lions' first Basketball All-American when he was named to the NAIA squad in 1961-62.

A four-year letterman in basketball from 1959-62, he took the Lions to the NAIA National Tournament in both 1960 and 1962 and scored 1,840 career points for a 17.6 average per game. His single season total of 625 points in 1962 set a school record and he ranks second in career scoring.

Earnest led the Lions in scoring in 1960, '61, and '62 and set a single game record for the most field goals made with 20. His single season marks include highest scoring average (24.03), most rebounds (363), field goals attempted (497), field goals made (243), free throws attempted (202) and free throws made (150). His career records include free throws made (496) and attempted (625) and most times to score in double figures (91).

He scored 46 points against Troy State in 1962 for one of the top single game performances in school history. He scored 30 or more points in a game eight times in his career.

A native of Winfield, Ala., he received a B.S. degree in Secondary Education from Florence State in 1962 and his Master's in 1965.

### EDDIE FLOWERS

Eddie Flowers came to the university in the 1930s to serve as a physical education instructor and later coached the first Lion basketball and tennis teams.

Coach Flowers was also the school's first athletic director, holding that post until 1969, and led Florence State basketball squads for 11 seasons with the 1934-35 mark of 10-5 standing as his best single season record at the school.

During his tenure at the school, he was instrumental in starting the Mississippi Valley and Alabama Collegiate conferences, which Florence State Teacher's College participated in during the 1940s, 50s, and 60s.

In 1972, the university honored Flowers by naming the new basketball and physical education center in his honor- Flowers Hall.

### HARLON HILL

Harlon Hill was chosen as the Lions' first All-American when he was selected for the NAIA squad in 1953. He played football, basketball and baseball for Florence State Teachers College and as a senior he caught 12 passes for 246 yards and 4 touchdowns. He caught 54 career passes as a Lion for 1,020 yards and 19 touchdowns, out of the run-oriented single-wing offense.

He was later drafted in the 15th round by the Chicago Bears and went on to become the National Football League Rookie of the Year in 1954 and the NFL Most Valuable Player and the first recipient of the Jim Thorpe Trophy in 1955. He was an All-Pro selection in 1954, '55, and '56 and a Pro-Bowl participant in 1955, '56 and '57.

He set Bears' records for passes caught (226) and yards gained (4,616) and caught four touchdown passes in a single game and had 40 career TD catches. In nine NFL seasons he made 233 catches for 4,717 yards and averaged 20.2 yards per reception.

He was selected for the NAIA Helms Foundation Hall of Fame in 1956 and was inducted into the Alabama Sports Hall of Fame in 1976. In addition, the NCAA Division II Player of the Year award bears his name.

A native of Rogersville, he received a B.S. degree in Secondary Education from Florence State in 1955 and his Master's in 1969.

### HAL SELF

Hal Self served the Lions' athletic program for more than three decades and established and helped build the school's football program from the ground up.

He came to the university in 1949 to begin the Lions' modern football era as head football coach and stayed for 21 seasons, posting a 109-81-8 record. He compiled 13 winning seasons and had two other .500 seasons, playing a rugged schedule with a staff that, for the majority of that time, consisted only of Self and his long-time assistant George Weeks.

From 1952-63, Self led the Lions to a combined 31-0-2 record against state rivals Livingston, Troy State and Jacksonville State.

A native of Decatur, Ala., Self served 33 years at UNA as a coach, athletic director and member of the Health, Physical Education and Recreation faculty. He played football at the University of Alabama under Frank Thomas where he quarterbacked the Crimson Tide to a perfect record in 1945 and scored two touchdowns against Southern California in the Rose Bowl.



# The Gulf South Conference

## GSC HISTORY

The Gulf South Conference is recognized as one of the premier Division II conferences in the nation, boasting 23 national champions in eight sports since 1970, including 15 in the last seven years. In addition, the GSC annually places teams in the championship tournaments of virtually every sport in NCAA competition.

The GSC was born in the summer of 1970 when representatives from six institutions — Delta State University, Florence State University (now North Alabama), Jacksonville State University, Livingston University, the University of Tennessee-Martin and Troy State University — convened in Birmingham, Ala., to form the Mid-South Conference, the forerunner of today's GSC.

Scheduling problems in the first year permitted competition only in football, with Jacksonville State winning the league's first championship.

In 1971, Southeastern Louisiana and Nicholls State joined the conference, bringing the membership to eight. The league also changed its name to the Gulf South Conference.

The following year, Mississippi College and Northwestern Louisiana were admitted to the conference. Northwestern withdrew two years later, followed by Southeastern Louisiana and Nicholls State in 1979.

The conference continued with seven schools until 1981, when the league's presidents voted to admit Valdosta State College. The ninth member, West Georgia College, joined in June of 1983.

The GSC sponsors championships in football, basketball, baseball, track, golf, tennis, cross-country and rifle. In addition, women's teams compete in basketball, volleyball, softball, tennis and cross-country. Banner seasons have become common for the GSC. Numerous student athletes continue to be honored on All-America and Academic All-America teams.

Previous national champions from the GSC include Delta State in women's basketball (1974-75, 1975-76, 1976-77, 1988-89, 1989-90); Livingston (1970), Troy State (1984, 1987) and Mississippi College (1989) in football; Troy State (1986, 1987) and Jacksonville State (1990) in baseball; North Alabama (1979) and Jacksonville State (1984-85) in basketball; Troy State in golf (1976, 1977, 1984) and women's golf (1984, 1986, 1989); Jacksonville State in women's gymnastics (1984, 1985); and former member Southeastern Louisiana in track (1975). In addition, a GSC school — the University of North Alabama — serves as host for the NCAA Division II National Football Championship, and Troy State University hosts the annual NCAA Division II World Series in Montgomery.

## GSC TEAM STATS 1989-90

School	Rebounding		
	G	Reb	Avg
Troy State	28	1357	48.5
North Alabama	28	1219	43.5
Jacksonville St.	29	1234	42.6
Delta State	27	1114	41.3
Miss. College	28	1153	41.2
UT-Martin	27	1087	40.3
Livingston	28	1091	39.0
West Georgia	28	1073	38.3
Valdosta State	28	1059	37.8

School	Rebound Margin		
	Off	Def	Mar
Jacksonville St.	42.6	32.7	*9.9
North Alabama	43.5	36.2	*7.3
Troy State	48.5	43.1	*5.4
Delta State	41.3	37.6	*3.7
Miss. College	41.2	38.6	*2.6
UT-Martin	40.3	41.0	-0.7
Valdosta State	37.8	38.8	-1.0
West Georgia	38.3	39.3	-1.0
Livingston	39.0	41.9	-2.9

School	Scoring Offense		
	G	Pts	Avg
Jacksonville St.	29	2872	99.0
Troy State	28	2748	98.1
North Alabama	28	2532	90.4
Miss. College	28	2464	88.0
Valdosta State	28	2246	80.2
West Georgia	28	2232	79.7
Delta State	27	2136	79.1
UT-Martin	27	2053	76.0
Livingston	28	2080	74.3

School	Scoring Defense		
	G	Pts	Avg
Miss. College	28	2153	76.9
Livingston	28	2169	77.5
UT-Martin	27	2127	78.8
North Alabama	28	2227	79.5
Delta State	27	2148	79.6
West Georgia	28	2289	81.8
Valdosta State	28	2297	82.0
Jacksonville St.	29	2428	83.7
Troy State	28	2522	90.1

School	Scoring Margin		
	Off	Def	Mar
Jacksonville St.	99.0	83.7	*15.3
Miss. College	88.0	76.9	*11.1
North Alabama	90.4	79.5	*10.9
Troy State	98.1	90.1	*8.0
Delta State	79.1	79.6	-0.5
Valdosta State	80.2	82.0	-1.8
West Georgia	79.7	81.8	-2.1
UT-Martin	76.0	78.8	-2.8
Livingston	74.3	77.5	-3.2

School	Field Goal Percentage		
	FG	FGA	Pct
North Alabama	941	1876	50.2
Jacksonville St.	1065	2152	49.5
Miss. College	873	1778	49.1
Delta State	791	1615	49.0
Valdosta State	826	1776	46.5
Troy State	1024	2223	46.1
West Georgia	818	1801	45.4
Livingston	774	1775	43.6
UT-Martin	727	1749	41.6

School	Free Throw Percentage		
	FT	FTA	Pct
Miss. College	620	862	71.9
West Georgia	456	638	71.5
North Alabama	515	743	69.3
UT-Martin	452	669	67.6
Jacksonville St.	577	788	67.4
Delta State	438	652	67.2
Valdosta State	483	725	66.6
Livingston	399	603	66.2
Troy State	513	810	63.3

School	Three-Point Percentage		
	FG	FGA	Pct
Delta State	117	280	41.8
Miss. College	98	241	40.7
Valdosta State	111	274	40.5
West Georgia	140	362	38.7
Jacksonville St.	212	568	37.3
North Alabama	136	389	34.9
Livingston	133	390	34.1
UT-Martin	147	475	30.9
Troy State	187	623	30.0

## INDIVIDUAL LEADERS

Player	Scoring	
	G	Pts-Avg
Anthony Reed, TSU	28	683-24.4
Robert Sanders, JSU	29	658-22.7
Tony Holley, TSU	28	619-22.1
Steve Martin, UNA	28	572-20.4
Thomas Matthews, MC	28	505-18.0
Butch Shelman, VSC	25	442-17.7
Derrick Hunter, DSU	27	456-16.9
Shannon Redmon, UTM	27	440-16.3
Willie Thomas, MC	28	456-16.3
Anthony Dunbar, WGC	20	310-15.5
Calvin Aultman, TSU	28	419-15.0
Charles Hale, JSU	29	434-15.0
Allen Williams, UNA	28	407-14.5
Tommy Hayes, VSC	28	387-13.8
Earl Barnett, VSC	28	373-13.3
Ricky Johnson, UNA	28	373-13.3

Player	Rebounding	
	G	Reb-Avg
Tony Holley, TSU	28	330-11.8
Anthony Reed, TSU	28	294-10.5
Cliff Dixon, JSU	28	221-7.9
Steve Martin, UNA	28	217-7.8
Derrick Cooley, WGC	28	215-7.7

Player	Field Goal Percentage	
	G	Pct
Eric Davis, UNA	28	65.4
Thomas Matthews, MC	28	59.0
Anthony Reed, TSU	28	59.0
Cliff Dixon, JSU	28	57.1
Ricky Johnson, UNA	28	55.3

Player	Free Throw Percentage	
	G	Pct
Jeff Myers, WGC	25	89.3
Steve Martin, UNA	28	84.4
Butch Shelman, VSC	25	82.7
Mark Hardy, UTM	26	81.4
Roy Sandifer, MC	28	80.7

Player	Assists	
	G	Ass-Avg
Charles McDonald, TSU	28	228-8.1
Pat Madden, JSU	29	233-8.0
Willie Thomas, MC	28	142-5.1
Robert Sanders, JSU	29	139-4.8
Tony Clanton, UNA	28	4-0.2



# GSC Honors

## GSC COACH-OF-THE-YEAR

1971-72	Jack Powell	Livingston
1972-73	E.W. Powell	S.E. Louisiana
1973-74	Tynes Hilderbrand	Northwestern State
1974-75	Wes Bizilla	Troy State
1975-76	Don Landry	Nicholls State
1976-77	Doug Hines	Mississippi College
1977-78	Doug Hines	Mississippi College
1978-79	Don Landry	Nicholls State
<b>1979-80</b>	<b>Bill L. Jones</b>	<b>North Alabama</b>
1980-81	Ed Murphy	Livingston
1981-82	Ed Murphy	Livingston
1982-83	Tom Hancock	Tennessee-Martin
<b>1983-84</b>	<b>Bill L. Jones</b>	<b>North Alabama</b>
1984-85	Bill E. Jones	Jacksonville State
1985-86	Ed Murphy	Delta State
1986-87	Roger Kaiser	West Georgia
1987-88	James Dominey	Valdosta State
1988-89	Rick Reedy	Livingston
1989-90	Bill Jones	Jacksonville State

## GSC PLAYER-OF-THE-YEAR

1971-72	Butch Stafford	Livingston
1972-73	Charles Jones	S.E. Louisiana
<b>1973-74</b>	<b>Coleman Crawford</b>	<b>North Alabama</b>
1974-75	Marvin Sales	Troy State
1975-76	Shelby Hypolite	Nicholls State
1976-77	Larry Wilson	Nicholls State
1977-78	Tyler Thompson	Mississippi College
1978-79	Larry Wilson	Nicholls State
<b>1979-80</b>	<b>Otis Boddie</b>	<b>North Alabama</b>
1980-81	Arnold Veasley	Jacksonville State
1981-82	Will Cotchery	Livingston
1982-83	Jerry Davis	Tennessee-Martin
<b>1983-84</b>	<b>Maurice Stafford</b>	<b>North Alabama</b>
1984-85	Robert Guyton	Jacksonville State
1985-86	Kembrell Young	Mississippi College
1986-87	Anthony Barge	West Georgia
1987-88	Mike Meschede	Tennessee-Martin
1988-89	Darryl Thomas	Troy State
1989-90	Robert Lee Sanders	Jacksonville State

## GSC FRESHMAN-OF-THE-YEAR

1978-79	David Williams	S.E. Louisiana
1979-80	Anthony Hicks	Mississippi College
1980-81	Dennis Williams	Livingston
1981-82	Robert Guyton	Jacksonville State
1982-83	Kembrell Young	Mississippi College
<b>1983-84</b>	<b>Robert "Tamp" Harris</b>	<b>North Alabama</b>
1984-85	Scott Nagy	Delta State
1985-86	Gerald Glass	Delta State
1986-87	Anthony Reed	Troy State
1987-88	Kevie Dixon	Delta State
1988-89	Butch Shelman	Valdosta State
1989-90	Anthony Kingston	Jacksonville State

## 1990 GSC STANDINGS

TEAM	GSC	OVERALL
Jacksonville State	13-3	24-5
Mississippi College	12-4	21-7
Troy State	11-5	22-6
North Alabama	10-6	20-8
West Georgia	7-9	11-17
UT Martin	6-10	10-17
Valdosta State	6-10	12-16
Delta State	4-12	10-17
Livingston	3-13	11-17

## GSC CHAMPIONS

YEAR	SCHOOL	GSC	ALL
1971-72	Delta State	-	19-8
1972-73	S.E. Louisiana	12-2	21-7
1973-74	Northwestern State	11-2	21-9
1974-75	Northwestern State	9-4	13-13
	Jacksonville State	9-4	19-6
1975-76	Nicholls State	11-2	22-4
<b>1976-77</b>	<b>NORTH ALABAMA</b>	<b>11-5</b>	<b>24-7</b>
	Troy State	11-5	15-14
1977-78	Mississippi College	13-3	22-7
1978-79	Nicholls State	15-1	21-7
1979-80	Jacksonville State	9-3	20-5
<b>1980-81</b>	<b>NORTH ALABAMA</b>	<b>9-3</b>	<b>22-9</b>
	Jacksonville State	9-3	22-9
1981-82	Livingston	10-2	20-10
1982-83	Tennessee-Martin	11-3	21-10
<b>1983-84</b>	<b>NORTH ALABAMA</b>	<b>10-4</b>	<b>27-7</b>
1984-85	Jacksonville State	16-0	31-1
1985-86	Delta State	11-5	23-8
	West Georgia	11-5	21-8
1986-87	West Georgia	13-3	26-5
1987-88	Tennessee-Martin	12-4	20-8
1988-89	Jacksonville State	12-4	27-6
1989-90	Jacksonville State	13-3	24-5

## COMPOSITE GSC STANDINGS

### 1972-1990

#### (Total Games Won)

TEAM	YRS.	GSC WON	GSC LOST	ALL WON	ALL LOST
Jacksonville St.	19	148	93	337	166
North Alabama	19	147	113	323	186
Delta State	19	123	145	271	248
Troy State	19	118	141	258	250
Tenn.-Martin	19	115	144	256	248
Miss. College	17	112	135	242	218
Livingston	19	106	154	248	253
Valdosta State	8	64	58	116	102
West Georgia	6	45	50	92	77

### GSC STANDINGS BY PERCENTAGE

#### (GSC Games Only)

PCT	SCHOOL	YRS	RECORD
.614	Jacksonville State	19	148-93
.565	North Alabama	19	147-113
.525	Valdosta State	8	64-58
.474	West Georgia	6	45-50
.459	Delta State	19	123-145
.456	Troy State	19	118-141
.453	Mississippi College	17	112-135
.444	Tennessee-Martin	19	115-144
.408	Livingston	19	106-154

### GSC STANDINGS BY PERCENTAGE

#### (All Games 1972-1990)

PCT	SCHOOL	YRS	RECORD
.670	Jacksonville State	19	337-166
.635	North Alabama	19	323-186
.544	West Georgia	6	92-77
.532	Valdosta State	8	116-102
.526	Mississippi College	17	242-218
.522	Delta State	19	271-248
.508	Tennessee-Martin	19	256-248
.508	Troy State	19	258-250
.495	Livingston	19	248-253



# Division II Tournaments

## ALL-TIME RESULTS

Year	Champion	Score	Runner-Up	Third Place	Fourth Place
1957	Wheaton (Ill.)	89-65	Ky. Wesleyan	Mt. St. Mary's	Los Angeles St.
1958	South Dakota	75-53	St. Michael's	Evansville	Wheaton (Ill.)
1959	Evansville	83-67	SW Missouri St.	N. Carolina A&T	Los Angeles St.
1960	Evansville	90-89	Chapman	Ky. Wesleyan	Cornell College
1961	Wittenberg	42-38	SE Missourie St.	So. Dakota St.	Mt. St. Mary's
1962	Mt. St. Mary's	58-57 <sup>†</sup>	Sacramento St.	Southern Ill.	Nebraska Wesleyan
1963	So. Dakota State	44-42	Wittenberg	Oglethorpe	Southern Illinois
1964	Evansville	72-59	Akron	N. Carolina A&T	Northern Iowa
1965	Evansville	85-82 <sup>†</sup>	Southern Illinois	North Dakota	St. Michael's
1966	Ky. Wesleyan	54-51	Southern Illinois	Akron	North Dakota
1967	Winston-Salem	77-74	SW Missouri St.	Ky. Wesleyan	Illinois
1968	Ky. Wesleyan	63-52	Indiana State	Trinity (Texas)	Ashland
1969	Ky. Wesleyan	75-71	SW Missouri St.	Vacated**	Ashland
1970	Philadelphia Textile	76-65	Tennessee State	Cal-Riverside	Buffalo State
1971	Evansville	97-82	Old Dominion	Vacated**	Ky. Wesleyan
1972	Roanoke	84-72	Akron	Tennessee State	Eastern Michigan
1973	Ky. Wesleyan	78-76 <sup>†</sup>	Tennessee State	Assumption	Brockport State
1974	Morgan State	67-52	SW Missouri St.	Assumption	New Orleans
1975	Old Dominion	76-74	New Orleans	Assumption	UT-Chattanooga
1976	Puget Sound	83-74	UT-Chattanooga	Eastern Illinois	Old Dominion
1977	UT-Chattanooga	71-62	Randolph-Macon	<b>North Alabama</b>	Sacred Heart
1978	Cheyney	47-40	Wisconsin-Green Bay	Eastern Illinois	Central Florida
1979	<b>North Alabama</b>	64-50	Wisconsin-Green Bay	Cheyney	Bridgeport
1980	Virginia Union	80-74	New York Tech	Florida Southern	<b>North Alabama</b>
1981	Florida Southern	73-68	Mt. St. Mary's	Cal Poly-SLO	Wisconsin-Green Bay
1982	District of Columbia	73-63	Florida Southern	Ky. Wesleyan	Bakersfield State
1983	Wright State	92-73	District of Columbia	Bakersfield State*	Morningside*
1984	Central Missouri St.	81-77	St. Augustine	<b>North Alabama*</b>	Ky. Wesleyan*
1985	Jacksonville State	74-73	South Dakota State	Mt. St. Mary's*	Ky. Wesleyan*
1986	Sacred Heart	93-87	Southeast Missouri	Cheyney*	Florida Southern*
1987	Ky. Wesleyan	92-74	Gannon	Delta State*	E. Montana
1988	Lowell	75-72	Alaska-Anchorage	Florida Southern	Troy State
1989	N.C. Central	73-46	Southeast Missouri	Cal-Riverside	Jacksonville State
1990	Ky. Wesleyan	93-79	Cal St.-Bakersfield	North Dakota	Morehouse

Year	Site of Finals
1957	Evansville, Ind.
1958	Evansville, Ind.
1959	Evansville, Ind.
1960	Evansville, Ind.
1961	Evansville, Ind.
1962	Evansville, Ind.
1963	Evansville, Ind.
1964	Evansville, Ind.
1965	Evansville, Ind.
1966	Evansville, Ind.
1967	Evansville, Ind.
1968	Evansville, Ind.
1969	Evansville, Ind.
1970	Evansville, Ind.
1971	Evansville, Ind.
1972	Evansville, Ind.
1973	Evansville, Ind.
1974	Evansville, Ind.
1975	Evansville, Ind.
1976	Evansville, Ind.
1977	Springfield, Mass.
1978	Springfield, Mo.
1979	Springfield, Mo.
1980	Springfield, Mass.
1981	Springfield, Mass.
1982	Springfield, Mass.
1983	Springfield, Mass.
1984	Springfield, Mass.
1985	Springfield, Mass.
1986	Springfield, Mass.
1987	Springfield, Mass.
1988	Springfield, Mass.
1989	Springfield, Mass.
1990	Springfield, Mass.

Year	Coach of Team Champions
1957	Lee Phund, Wheaton (Ill.)
1958	Duane Clodfelter, South Dakota
1959	Arab McCutchan, Evansville
1960	Arab McCutchan, Evansville
1961	Ray Mears, Wittenberg
1962	Jim Phelan, Mt. St. Mary's
1963	Jim Iverson, South Dakota State
1964	Arab McCutchan, Evansville
1965	Arab McCutchan, Evansville
1966	Guy Strong, Ky. Wesleyan
1967	C.E. Gaines, Winston-Salem
1968	Bob Daniels, Ky. Wesleyan
1969	Bob Daniels, Ky. Wesleyan
1970	Herb Magee, Philadelphia Textile
1971	Arab McCutchan, Evansville
1972	Charles Moir, Roanoke
1973	Bob Jones, Ky. Wesleyan
1974	Nathaniel Frazier, Morgan State
1975	Sonny Allen, Old Dominion
1976	Don Zech, Puget Sound
1977	Ron Shumate, UT-Chattanooga
1978	John Chaney, Cheyney
1979	<b>Bill L. Jones, North Alabama</b>
1980	Dave Robbins, Virginia Union
1981	Hal Wissel, Florida Southern
1982	Wil Jones, District of Columbia
1983	Ralph Underhill, Wright State
1984	Lynn Nance, Central Missouri St.
1985	Bill E. Jones, Jacksonville State
1986	Dave Bike, Sacred Heart
1987	Wayne Chapman, Ky. Wesleyan
1988	Don Doucetie, Lowell
1989	Michael Bernard, N.C. Central
1990	Wayne Chapman, Ky. Wesleyan

Year	Outstanding Player Award
1957	Mel Peterson, Wheaton (Ill.)
1958	Ed Smallood, Evansville
1959	Hugh Ahlering, Evansville
1960	Ed Smallwood, Evansville
1961	Don Jacobsen, South Dakota State
1962	Ron Rohrer, Sacramento State
1963	Wayne Rasmussen, South Dakota State
1964	Jerry Sloan, Evansville
1965	Jerry Sloan, Evansville
1966	Sam Smith, Ky. Wesleyan
1967	Earl Monroe, Winston-Salem
1968	Jerry Newsom, Indiana State
1969	George Tinsley, Ky. Wesleyan
1970	Ted McClain, Tennessee State
1971	Don Buse, Evansville
1972	Hal Johnston, Roanoke
1973	Mike Williams, Ky. Wesleyan
1974	Marvin Webster, Morgan State
1975	Winston Washington, Old Dominion
1976	Curt Peterson, Puget Sound
1977	Wayne Golden, UT-Chattanooga
1978	Andrew Fields, Cheyney
1979	<b>Perry Oden, North Alabama</b>
1980	Keith Valentine, Virginia Union
1981	John Ebeling, Florida Southern
1982	Michael Britt, District of Columbia
1983	Gary Monroe, Wright State
1984	Ron Nunnally, Central Missouri St.
1985	Mark Petziuff, South Dakota State
1986	Roger Younger, Sacred Heart
1987	Sam Smith, Ky. Wesleyan
1988	Leo Parent, Lowell
1989	Miles Clarke, N.C. Central
1990	Wade Green, Cal St.-Bakersfield

\* - Overtime. \* - Indicates tied for third. \*\* - Student-athletes representing American International in 1969 and Southwestern Louisiana in 1971 were declared ineligible subsequent to the tournament. Under NCAA rules, the teams' and ineligible student-athletes' records were deleted, and the teams' places in the final standings were vacated.



# UNA in National Tournaments

## LIONS IN NAIA NATIONAL TOURNAMENT



**1959-60  
NATIONAL CHAMPIONSHIPS**  
Kansas City, Missouri  
Hamline 88, UNA 83

**1961-62  
NATIONAL CHAMPIONSHIPS**  
Kansas City, Missouri  
St. Cloud State 86, UNA 54



## LIONS IN NCAA NATIONAL TOURNAMENT

**1976-77  
SOUTH CENTRAL REGION**  
Florence, Ala.  
UNA 105, Southern Univ. 88  
UNA 77, Troy State 70

**QUARTERFINAL**  
Florence, Ala.  
UNA 67, Cal Poly-SLO 64

**SEMIFINAL**  
Springfield, Mass.  
Randolph-Macon 82, UNA 67

**CONSOLATION FINAL**  
Springfield, Mass.  
UNA 93, Sacred Heart 77

**1978-79  
SOUTH REGION**  
Lakeland, Fla.  
UNA 75, Florida Southern 67  
UNA 110, Valdosta State 101

**QUARTERFINAL**  
Thibodaux, La.  
UNA 103, Nicholls State 97

**SEMIFINAL**  
Springfield, Missouri  
UNA 85, Bridgeport 82

**CHAMPIONSHIP FINAL**  
Springfield, Missouri  
UNA 64, Wis.-Green Bay 50

**1979-80  
SOUTH CENTRAL REGION**  
Warrensburg, Missouri  
UNA 98, Cen. Missouri St. 86  
UNA 77, Nicholls State 68



Perry Oden

### UNA'S FINAL FOUR ALL-TOURNAMENT TEAM SELECTIONS

**1977** - Otis Boddie  
**1979** - Perry Oden, MVP  
**1979** - Ron Darby  
**1980** - Johnny Buckmon  
**1984** - Robert Harris



Robert Harris

**QUARTERFINAL**  
Florence, Ala.  
UNA 76, Cal.-Riverside 69

**SEMIFINAL**  
Springfield, Mass.  
New York Tech 74, UNA 68

**CONSOLATION FINAL**  
Springfield, Mass.  
Florida Southern 68, UNA 67

**1980-81  
SOUTH CENTRAL REGION**  
Florence, Ala.  
UNA 67, Lincoln University 53  
UNA 63, Northeast Missouri 59

**QUARTERFINAL**  
Green Bay, Wis.  
Wis.-Green Bay 65, UNA 39

**1983-84  
SOUTH REGION**  
Florence, Ala.  
UNA 86, Albany State 73  
UNA 66, West Georgia 65

**QUARTERFINAL**  
Florence, Ala.  
UNA 76, San Francisco St. 68

**SEMIFINAL**  
Springfield, Mass.  
C. Missouri St. 89, UNA 85 (OT)

**1987-88  
SOUTH REGION**  
Lakeland, Fla.  
Florida Southern 99, UNA 76  
UNA 87, Norfolk State 76



# UNA's Final Four Teams

## 1976-77 TEAM:

With a 24-7 record, the 1976-77 Lions finished third nationally, falling to Randolph Macon, 82-67, in the semifinals, then defeating Sacred Heart 93-77 in the consolation final. Team members, front from left, manager Butch Jones, Otis Boddie, Jimmy Armstrong, Richard Hartry, Timmy Morgan, Ricky Vaughn, Connie Vaughn, manager Donny Strawn. Back from left, Head Coach Bill L. Jones, Steve Sanders, Mike Jemison, Larry Vinson, Gerald Lavender, Billy Hill, Garry Moore, Freddie Copeland, Graduate Assistant Gerald Douglas, Assistant Coach Tommy Suitts.



## 1978-79 TEAM:

The 1978-79 UNA Lions won the NCAA Division II National Championship with wins over Bridgeport, 85-82, and Wisconsin-Green Bay, 64-50, in the Final Four. Team members are, front from left, Assistant Coach Tommy Suitts, Otis Boddie, Perry Oden, Timmy Morgan, Bobby Montgomery, Tim McCormick, Paul Musser, Head Coach Bill L. Jones. Back from left, manager Jerry Crowell, Student Coach Larry Vinson, Garry Moore, Billy Hill, Ron Darby, Gerald Lavender, Pat Lewallen, Herbert Hooks, Albert Owens, Mark Smith, Student Coach Steve Sanders, manager Butch Jones.

## 1979-80 TEAM:

UNA's return trip to the Final Four in 1980 ended with a loss to New York Tech, 74-68, in the semifinal and a loss to Florida Southern, 68-67, in the consolation game. The Lions finished 21-10. Team members are, front from left, Head Coach Bill L. Jones, Otis Boddie, Tim McCormick, Albert Owens, James Graham, Mark Smith, Assistant Coach Wendell Hudson. Back from left, Graduate Assistant Timmy Morgan, statistician Jerry Crowell, Garry Moore, Robert Taylor, Gary Mitchell, Pat Lewallen, Gerald Lavender, Garry Golden, Lawrence Collier, Johnny Buckmon, manager Mike Haggard.



## 1983-84 TEAM:

Coming off a 14-15 record in 1982-83, UNA surprised the nation with a 27-7 record and a third place national finish after a loss to Central Missouri State, 89-85 in overtime. Team members are, front from left, Head Coach Bill L. Jones, Horace Warren, Robert Harris, Mitch Gholston, Art Mankin, Kenneth Dumas, Ronnie Nelson, Stanley Blue, Assistant Coach Gary Elliott. Back from left, manager Tim Solley, Graduate Assistant Mike Gallien, Maurice Stafford, Matt Bohon, Greg Tyon, Tommy Minor, Jim Romkey, Greg Jarmon, manager Kelly Garner.



# UNA in NCAA Tournaments

## 1977-78

### SOUTH CENTRAL REGION Florence, Alabama OPENING ROUND March 4, 1977

#### NORTH ALABAMA 105

Player	FG	FT	PF	TP
Richard Harry	14	4	0	28
Freddie Copeland	4	4	5	12
Gerald Lavender	4	0	2	8
Jimmy Armstrong	9	5	3	23
Otis Boddie	6	4	0	16
Timmy Morgan	1	0	2	2
Donnie Vaughn	0	4	0	4
Larry Vinson	0	1	0	1
Garry Moore	4	1	3	9
Billy Hill	0	2	1	2
Steve Sanders	0	0	0	0
TOTALS	42	21	17	105

#### SOUTHERN-BATON ROUGE 88

Player	FG	FT	PF	TP
Collie Davis	3	2	5	8
Frankie Sanders	3	0	2	6
Lionel Garrett	4	0	5	8
Tommy Green	7	2	5	16
Gregory Green	16	0	5	32
Dennis Sloan	8	0	2	12
Tony Murphy	0	1	2	1
Phaon Martin	1	1	0	3
Alvin Burger	0	0	0	0
Harold Sutton	1	0	2	2
TOTALS	41	6	29	88

### CHAMPIONSHIP Florence, Alabama March 5, 1977

#### NORTH ALABAMA 77

Player	FG	FT	PF	TP
Richard Harry	5	1	4	11
Freddie Copeland	5	4	2	14
Gerald Lavender	2	4	4	8
Jimmy Armstrong	5	5	3	15
Otis Boddie	10	3	2	23
Timmy Morgan	0	0	1	0
Garry Moore	3	0	3	6
TOTALS	30	17	19	77

#### TROY STATE 70

Player	FG	FT	PF	TP
Cari Hollis	7	1	5	15
Marvin Sales	1	0	5	2
Dale Wood	1	1	0	3
David Felix	5	0	4	10
Paul Bussman	5	3	3	13
Terry Baker	0	0	1	0
Louis Fasion	5	0	1	10
Jim Means	3	1	3	7
Murphy Brown	5	0	4	10
TOTALS	32	6	25	70

### NCAA QUARTERFINALS Florence, Alabama March 11, 1977

#### NORTH ALABAMA 67 (OT)

Player	FG	FT	PF	TP
Richard Harry	2	0	2	4
Freddie Copeland	4	4	2	12
Gerald Lavender	3	2	4	8
Otis Boddie	12	1	3	25
Jimmy Armstrong	5	3	1	13
Garry Moore	2	1	2	5
TOTALS	28	11	14	67

#### CAL POLY-SAN LUIS OBISPO 64

Player	FG	FT	PF	TP
Gerald Jones	8	1	4	17
Andre Keys	5	1	5	11
Jeff Ken	9	3	3	21
Mike Bastone	6	0	5	12
Lewis Cohen	1	1	4	3
Les Robertson	0	0	1	0
TOTALS	29	6	22	64

### NCAA FINAL FOUR Springfield, Mass. SEMIFINAL March 18, 1977

#### NORTH ALABAMA 67

Player	FG	FT	PF	TP
Richard Harry	7	2	5	16
Freddie Copeland	4	0	4	8
Gerald Lavender	2	2	4	6
Otis Boddie	8	2	4	18
Jimmy Armstrong	7	0	1	14
Connie Vaughn	0	0	2	0
Garry Moore	2	1	1	5
TOTALS	30	7	21	67

#### RANDOLPH-MACON 82

Player	FG	FT	PF	TP
Danny Connor	4	6	3	14
Lew Welge	7	3	4	17
Joe Allen	8	4	4	20
Benny McKaig	0	2	1	2
Kevin Wood	6	5	3	17
Gary Miller	1	2	0	4
Mike Willford	2	0	3	4
Mark Basher	0	0	1	0
Paul Bunting	1	2	0	4
TOTALS	29	24	19	82

### CONSOLATION FINAL Springfield, Mass. March 19, 1977

#### NORTH ALABAMA 93

Player	FG	FT	PF	TP
Richard Harry	6	0	0	12
Freddie Copeland	9	2	3	20
Gerald Lavender	8	0	4	16
Otis Boddie	10	2	1	22
Jimmy Armstrong	3	3	3	9
Timmy Morgan	1	0	1	2
Connie Vaughn	0	4	0	4
Larry Vinson	0	0	0	0
Garry Moore	3	2	2	8
Billy Hill	0	0	1	0
Steve Sanders	0	0	0	0
TOTALS	40	13	15	93

#### SACRED HEART 77

Player	FG	FT	PF	TP
Carl Wintree	6	3	2	15
Tony Trimboli	5	2	1	12
Tony Olivencia	7	2	3	16
Chris Ogiste	5	1	3	11
Andre Means	5	0	4	10
Julian Tindall	0	1	0	1
Greg Pritchett	3	0	2	6
Joe Depasqua	1	0	1	2
Bob Jenkins	2	0	4	4
TOTALS	34	9	20	77

## 1978-79

### SOUTH REGION Lakeland, Florida OPENING ROUND March 1, 1979

#### NORTH ALABAMA 75

Player	FG	FT	RB	PF	TP
Timmy Morgan	0	0	1	0	0
Albert Owens	0	0	3	1	0
Bobby Montgomery	3	3	5	4	9
Perry Oden	10	3	2	2	23
Otis Boddie	8	5	4	3	21
Garry Moore	0	1	0	1	1
Ron Darby	3	3	5	4	9
Gerald Lavender	3	2	16	4	8
Pat Lewallen	2	0	2	0	4
TOTALS	29	17	38	19	75

#### FLORIDA SOUTHERN 67

Player	FG	FT	RB	PF	TP
Kurt Alston	6	2	3	4	14
Drew Tucker	2	5	3	4	9
Brian Radon	2	1	1	3	5
Lester Wright	8	4	9	5	20
John Ebeling	8	3	11	5	19
Cesar Odio	0	0	0	1	0
Warren Butler	0	0	0	1	0
TOTALS	26	15	27	23	67

### CHAMPIONSHIP Lakeland, Fla. March 2, 1979

#### NORTH ALABAMA 110

Player	FG	FT	RB	PF	TP
Timmy Morgan	0	0	1	0	0
Albert Owens	3	0	6	1	6
Bobby Montgomery	2	0	2	2	4
Tim McCormick	0	0	0	0	0
Perry Oden	8	7	5	2	23
Otis Boddie	7	19	3	1	33
Garry Moore	3	0	2	0	6
Billy Hill	0	0	0	0	0
Ron Darby	11	6	7	2	28
Gerald Lavender	4	2	7	2	10
Pat Lewallen	0	0	0	0	0
TOTALS	38	34	32	11	110

#### VALDOSTA STATE 101

Player	FG	FT	RB	PF	TP
Steve Cronin	3	2	4	5	9
Eddie Brown	15	3	8	4	33
Guy Stotts	1	0	0	2	2
Mike Slayton	0	0	1	1	0
Dozzie Pierce	9	2	8	4	20
Robbie Bracey	12	1	5	3	25
Mark Embry	2	0	5	1	4
Tony Rayer	3	3	7	5	9
TOTALS	45	11	38	25	101

### NCAA QUARTERFINALS Thibodaux, Louisiana March 10, 1979

#### NORTH ALABAMA 103

Player	FG	FT	RB	PF	TP
Jimmy Morgan	0	6	0	0	6
Albert Owens	0	0	2	1	0
Bobby Montgomery	5	8	4	3	18
Perry Oden	8	8	1	4	24
Otis Boddie	13	12	5	3	38
Garry Moore	0	1	1	1	1
Ron Darby	4	2	9	5	10
Gerald Lavender	2	2	8	5	6
Hebert Hooks	0	0	2	0	0
TOTALS	32	39	40	22	103

#### NICHOLLS STATE 97

Player	FG	FT	RB	PF	TP
Sonny Charpentier	4	0	1	5	8
Blake Ingraham	5	0	2	4	10
Chris Jennings	1	0	1	5	2
Barry Barocco	0	0	0	3	0
Rogers Washington	9	2	11	3	20
Larry Wilson	12	6	11	4	30
Curtis McNulty	0	0	0	1	0
Johnny Hall	9	9	6	4	27
Joel Hron	0	0	0	0	0
TOTALS	40	17	33	29	97

### NCAA FINAL FOUR Springfield, Missouri SEMIFINAL March 16, 1979

#### NORTH ALABAMA 85

Player	FG	FT	RB	PF	TP
Timmy Morgan	0	0	0	0	0
Albert Owens	3	0	2	2	6
Bobby Montgomery	5	0	7	2	10
Perry Oden	8	5	3	0	21
Otis Boddie	6	3	4	1	15
Garry Moore	3	1	4	1	7
Ron Darby	6	0	10	3	12
Gerald Lavender	6	2	13	3	14
TOTALS	37	11	45	12	85

#### BRIDGEPORT 82

Player	FG	FT	RB	PF	TP
Jerry Steuerer	7	5	2	4	19
Allan Bakunas	9	0	17	3	18
Carlton Hurdie	10	2	8	4	22
Gary Churchill	6	0	1	5	12
Kevin O'Neill	4	3	3	4	11
Steve Markoski	0	0	0	0	0
Brian Moriarty	0	0	0	0	0
Greg Bayard	0	0	0	0	0
TOTALS	36	10	36	21	82

### NATIONAL CHAMPIONSHIP GAME Springfield, Missouri March 17, 1979

#### NORTH ALABAMA 64

Player	FG	FT	RB	PF	TP
Timmy Morgan	0	7	3	0	7
Albert Owens	0	0	4	0	0
Bobby Montgomery	3	0	6	1	6
Perry Oden	3	9	2	1	15
Otis Boddie	5	3	3	0	13
Garry Moore	0	0	0	0	0
Ron Darby	6	5	10	2	17
Gerald Lavender	1	4	8	2	6
Pat Lewallen	0	0	1	0	0
Tim McCormick	0	0	0	0	0
Herbert Hooks	0	0	0	0	0
Billy Hill	0	0	0	0	0
TOTALS	18	28	41	6	64

#### WISCONSIN-GREEN BAY 50

Player	FG	FT	RB	PF	TP
Charlie Lorenzi	2	0	5	2	4
Joe Maul	0	2	2	1	2
Ron Ripley	7	1	8	5	15
Paul Anderson	3	0	1	2	6
Rory Lindgren	6	0	2	5	12
Dave Hanson	2	0	1	3	4
Casey Zakowski	0	0	3	3	0
Jim Zeil	3	0	3	2	6
Mike Hanrahan	0	1	1	2	1
TOTALS	23	4	29	25	50

## 1979-80

### SOUTH CENTRAL REGION Warrensburg, Missouri OPENING ROUND February 29, 1980

#### NORTH ALABAMA 98 (OT)

Player	FG	FT	RB	PF	TP
Albert Owens	4	1	4	5	9
Mark Smith	0	0	0	0	0
Tim McCormick	1	5	0	2	7
James Graham	0	0	0	0	0
Otis Boddie	9	13	7	1	31
Garry Moore	1	6	2	2	8
Gary Mitchell	1	0	1	1	2
Gerald Lavender	8	6	16	5	22



# UNA in NCAA Tournaments

Blake Ingraham	5	0	2	3	10
Chris Jennings	4	0	0	4	8
Barry Barocco	2	0	0	4	4
Jeff Haistey	0	0	0	0	0
David Falgout	2	0	6	4	4
TOTALS	28	12	35	25	68

## NCAA QUARTERFINALS Florence, Alabama March 8, 1980

### NORTH ALABAMA 76

Player	FG	FT	RB	PF	TP
Robert Taylor	3	5	6	2	11
Johnny Buckmon	5	2	6	4	12
Gerald Lavender	5	3	22	3	13
Albert Owens	2	3	1	4	7
Otis Boddie	3	11	4	3	17
Mark Smith	0	1	0	1	1
Tim McCormick	2	2	0	2	6
James Graham	0	0	0	0	0
Garry Golden	0	0	0	0	0
Garry Moore	3	3	3	0	9
Gary Mitchell	0	0	0	0	0
Lawrence Collier	0	0	0	0	0
TOTALS	23	30	43	19	76

### CALIFORNIA-RIVERSIDE 69

Player	FG	FT	RB	PF	TP
Mike McWilliams	4	0	5	5	8
Eric Childs	2	1	1	2	5
Brian Keith	1	2	1	2	4
Gary Pickens	9	7	6	4	25
Theron Laundermill	4	0	4	5	8
Mark Harski	0	0	0	1	0
Ralph Howe	2	0	1	2	4
George Jimerson	2	0	3	5	4
Teddy Morning	2	0	2	4	4
Howard Fine	2	3	2	1	7
TOTALS	28	13	26	31	69

## NCAA FINAL FOUR Springfield, Mass. SEMIFINAL March 14, 1980

### NORTH ALABAMA 66

Player	FG	FT	RB	PF	TP
Robert Taylor	1	0	1	2	2
Johnny Buckmon	6	4	6	5	16
Gerald Lavender	2	2	9	5	6
Albert Owens	7	0	0	4	14
Otis Boddie	4	3	2	3	11
Tim McCormick	3	0	2	4	6
Garry Moore	3	5	7	3	11
Gary Mitchell	0	0	0	0	0
Lawrence Collier	0	0	1	0	0
TOTALS	26	14	31	26	66

### NEW YORK TECH 72

Player	FG	FT	RB	PF	TP
Kelvin Hicks	2	3	9	4	7
Larry McCarden	6	2	11	2	14
Mike Truvillion	2	0	8	4	4
Peter Edwards	5	2	2	3	12
Curtis Sumpter	3	1	3	1	7
Joe Thompson	0	4	1	2	4
Bobby Jones	9	6	4	1	24
TOTALS	27	18	42	17	72

## CONSOLATION ROUND March 15, 1980

### NORTH ALABAMA 67

Player	FG	FT	RB	PF	TP
Garry Moore	1	0	3	0	2
Johnny Buckmon	7	2	6	5	16
Gerald Lavender	0	3	4	5	3
Albert Owens	2	1	3	3	5
Tim McCormick	2	1	1	2	5
Mark Smith	1	0	2	0	2
Otis Boddie	5	0	7	1	10
Gary Mitchell	0	0	0	0	0
Robert Taylor	5	0	7	4	10
Lawrence Collier	6	2	5	4	14
TOTALS	29	9	43	24	67

### FLORIDA SOUTHERN 68

Player	FG	FT	RB	PF	TP
Mike Hayes	8	3	10	5	19
Felix Tertulien	4	2	3	5	10
John Ebeling	10	7	12	2	27

Kurt Alston	2	0	1	3	4
Brian Radon	2	0	3	5	4
Clide Robertson	1	0	0	1	2
Moses Johnson	0	0	0	0	0
Cesar Odio	0	2	1	1	2
Warren Butler	0	0	0	0	0
Mark King	0	0	0	0	0
TOTALS	27	14	33	22	68

## 1980-81

### SOUTH CENTRAL REGION Florence, Alabama OPENING ROUND

### NORTH ALABAMA 67

Player	FG	FT	RB	PF	TP
Robert Taylor	4	4	2	2	12
Johnny Buckmon	9	3	12	3	21
Gary Tibbetts	2	2	12	2	6
Albert Owens	5	0	2	2	10
James Graham	2	0	4	2	4
Tim McCormick	0	0	0	0	0
Greg Jarmon	1	0	0	1	2
Anthony Thornton	0	3	0	0	3
Gary Mitchell	0	7	3	1	7
Greg Tyson	0	2	0	0	2
TOTALS	23	21	43	13	67

### LINCOLN (Mo.) 53

Player	FG	FT	RB	PF	TP
Kenny Lewis	3	1	14	3	7
Floyd Cobbs	2	1	3	5	5
Robert Woodland	7	3	6	4	17
Butch Jennings	3	0	0	2	6
Darrell Thomas	3	0	2	1	6
Mike Grissett	0	0	1	5	0
Danny Street	0	0	0	1	0
Leon Surles	5	2	2	2	12
Vernon Bracy	0	0	0	1	0
TOTALS	23	7	33	24	53

## CHAMPIONSHIP Florence, Alabama

### NORTH ALABAMA 63

Player	FG	FT	RB	PF	TP
Robert Taylor	7	5	8	1	19
Johnny Buckmon	9	5	7	3	23
Gary Tibbetts	1	0	2	1	2
Albert Owens	2	2	2	4	6
James Graham	0	0	4	1	0
Anthony Thornton	0	0	0	0	0
Gary Mitchell	0	3	0	1	3
Greg Tyson	4	2	2	0	10
TOTALS	23	17	26	11	63

### N.E. MISSOURI STATE 59

Player	FG	FT	RB	PF	TP
Johnnie Wesley	6	0	6	3	12
Kent Hackmack	0	0	4	4	0
David Winslow	9	0	6	5	18
Gary Bussard	3	0	1	3	6
Leroy Carter	6	3	4	3	15
Mark Campbell	1	0	1	1	2
Pat Burke	0	0	0	1	0
Chris Carlson	3	0	2	1	6
TOTALS	28	3	24	21	59

## NCAA QUARTERFINALS Green Bay, Wisconsin

### NORTH ALABAMA 39

Player	FG	FT	RB	PF	TP
Tony Smith	0	0	0	0	0
Albert Owens	0	1	4	3	1
Tim McCormick	0	0	0	0	0
James Graham	0	0	2	2	0
Greg Jarmon	0	0	1	3	0
Anthony Thornton	0	0	0	1	0
Reginald Garner	0	0	1	0	0
Gary Mitchell	2	7	2	2	11
Gary Tibbetts	2	0	3	5	4
Robert Taylor	2	1	6	4	5
Greg Tyson	2	2	5	4	6
Johnny Buckmon	6	0	4	4	12
TOTALS	14	11	30	28	39

## WISCONSIN-GREEN BAY 65

Player	FG	FT	RB	PF	TP
Victor Moore	0	0	1	1	0
Tom Diener	2	2	2	2	6
Dan Theys	0	0	0	0	0
Casey Zakowski	4	0	0	1	8
Kirk Etten	0	2	1	1	2
Nathan Barnes	7	7	12	2	21
Jim Horn	2	5	8	3	9
Paul Anderson	0	0	5	1	0
Joe Mauel	4	3	3	3	11
Ron Voelker	2	0	2	2	4
Rob Olson	0	0	1	0	0
Bob Hamm	1	2	5	2	4
TOTALS	22	21	44	18	65

## CHAMPIONSHIP Florence, Alabama March 9, 1984

### NORTH ALABAMA 66

Player	FG	FT	RB	PF	TP
Mitch Gholston	1	2	3	2	4
Robert Harris	3	8	6	2	14
Horace Warren	4	0	2	2	8
Stanley Blue	2	0	1	2	6
Greg Jarmon	1	1	1	2	3
Jim Romkey	1	4	2	0	6
Art Mankin	0	0	2	2	0
Tommy Minor	4	0	4	2	8
Maurice Stafford	7	1	6	1	15
Greg Tyson	0	2	2	1	2
TOTALS	24	18	34	16	66

### WEST GEORGIA 65

Player	FG	FT	RB	PF	TP
Derek Jones	6	6	4	4	18
Lonnie Jones	11	2	1	3	24
Rusty Ellis	0	0	1	2	0
Warren Beaulah	0	0	0	0	0
Eric Pryor	0	0	0	2	0
Darrell Smith	4	2	5	4	10
Tim Criswell	3	2	3	1	8
Derrick Clark	0	1	4	5	1
Greg Rabideaux	2	0	1	2	4
TOTALS	26	13	23	23	65

## NCAA QUARTERFINALS Florence, Alabama March 17, 1984

### NORTH ALABAMA 76

Player	FG	FT	RB	PF	TP
Mitch Gholston	1	0	1	1	2
Robert Harris	3	7	2	3	13
Horace Warren	2	2	3	1	6
Stanley Blue	5	2	5	1	12
Greg Jarmon	2	2	2	1	6
Jim Romkey	1	0	0	1	2
Art Mankin	0	0	0	0	0
Tommy Minor	5	5	4	2	15
Maurice Stafford	5	2	12	3	12
Greg Tyson	3	2	2	2	8
TOTALS	27	22	40	15	76

### SAN FRANCISCO STATE 68

Player	FG	FT	RB	PF	TP
Patrick Sandle	8	0	6	1	16
Steve Lavin	0	0	0	0	0
Keith Hazell	6	2	3	4	14
Andre Sparks	6	0	1	2	12
John Corbin	0	0	0	0	0
Tony Welch	8	2	5	4	18
Alex Lopez	3	0	2	3	6
Everett Johnson	1	0	5	5	2
Mike McNairy	0	0	0	0	0
Lloyd Johnson	0	0	1	0	0
TOTALS	32	4	30	19	68

## NCAA FINAL FOUR Springfield, Mass. SEMIFINAL March 23, 1984

### NORTH ALABAMA 85

Player	FG	FT	RB	PF	TP
Greg Jarmon	2	0	3	2	4
Maurice Stafford	8	2	6	2	18
Tommy Minor	5	1	9	2	11
Robert Harris	13	7	3	2	33
Art Mankin	1	3	0	5	5
Horace Warren	0	0	1	0	0
Mitch Gholston	1	0	2	5	2
Stanley Blue	4	0	1	0	8
Greg Tyson	2	0	2	1	4
Jim Romkey	0	0	0	0	0
TOTALS	36	13	34	19	85

### CENTRAL MISSOURI STATE 89

Player	FG	FT	RB	PF	TP
Tyrone Lee	3	2	6	3	8
Mark Lolar	0	2	1	3	2
Rance Gasper	0	0	9	4	0
Brian Pesko	9	12	1	4	30
Ron Nunnally	13	7	8	2	33
Rudy Horton	6	4	8	4	16
Tim Eaton	0	0	0	0	0
TOTALS	31	27	39	20	89



## 1983-84

### SOUTH REGION Florence, Alabama OPENING ROUND March 8, 1984

### NORTH ALABAMA 86

Player	FG	FT	RB	PF	TP
Mitch Gholston	2	0	4	2	4
Robert Harris	4	4	2	3	12
Horace Warren	8	0	3		



# UNA In NCAA Tournaments

## 1987-88

**SOUTH REGION**  
Lakeland, Florida  
**OPENING ROUND**  
March 11, 1988

### NORTH ALABAMA 76

Player	FG	FT	RB	PF	TP
Anthony Reid	2	1	4	1	5
Greg Armstead	0	0	1	5	0
Louis Newsome	11	1	7	3	23
Luther Tiggs	4	0	3	5	8
Darryl Hardy	0	0	2	1	0
Buck Williams	9	2	6	1	28
James Spencer	1	0	3	5	2
Mark Jenl	0	2	3	1	2
Rod Gilmore	1	4	5	1	6
Todd Markham	1	0	3	1	2
S. Wyckoff	0	0	0	0	0
TOTALS	29	9	42	24	76

### FLORIDA SOUTHERN 99

Player	FG	FT	RB	PF	TP
Donolly Tyrell	6	2	7	1	14
Jason Shinn	4	2	2	5	10
Kris Kearney	6	3	11	2	15
Jerry Johnson	7	3	2	2	17
Michael Bradley	6	2	2	1	18
Joe Dawson	0	4	0	0	4
John Buckley	2	7	2	2	12
Bill Buckley	1	0	2	0	2
Derek Flowers	0	1	0	0	1
Mike O'Rourke	2	2	4	5	6
TOTALS	34	26	33	18	99

**CONSOLATION**  
Lakeland, Florida  
March 12, 1988

### NORTH ALABAMA 87

Player	FG	FT	RB	PF	TP
Anthony Reid	4	1	4	2	13
Greg Armstead	5	0	4	1	10
Louis Newsome	8	7	8	4	23
Luther Tiggs	2	6	2	1	10
Buck Williams	8	1	7	1	18
Darryl Hardy	0	0	0	1	0
Rod Gilmore	0	0	0	0	0
S. Wyckoff	6	1	4	2	13
TOTALS	33	16	31	12	87

### NORFOLK STATE 76

Player	FG	FT	RB	PF	TP
James Walker	4	0	1	4	11
Jerome Coles	8	2	4	3	18
Lee Johnson	4	0	5	2	8
Antonio Smith	6	0	2	2	12
Carlos Thomas	5	1	3	4	12
Eustace Jules	0	0	1	2	0
Guy Fauntleroy	4	1	3	1	13
Anthony Reid	0	0	0	0	0
Larry Brown	0	0	0	0	0
Clinton Wright	0	0	2	2	0
Eric Williams	1	0	1	0	2
Harold Wylie	0	0	0	2	0
TOTALS	32	4	27	22	76



Some of the highlights of North Alabama's six NCAA tournament appearances are: Gerald Lavender cutting the nets after the 1979 national championship (top left), playing at Wisconsin-Green Bay in 1981 (top), visiting the Basketball Hall of Fame in Springfield, Mass., in 1984 (left), downing Norfolk State in Florida in 1988 (bottom left) and whipping California-Riverside in the 1980 quarterfinals (below)



**NCAA**



# Composite GSC Schedule

## November 16

West Georgia at Coca-Cola Classic  
Tennessee-Martin at Alaska-Anchorage

## November 17

West Georgia at Coca-Cola Classic  
Tennessee-Martin at Alaska-Anchorage  
North Alabama hosts First Federal-Pepsi  
Tip-Off Tournament

## November 18

North Alabama host First Federal-Pepsi  
Tipoff Tournament

## November 19

Lincoln Memorial at Jacksonville State  
Tennessee-Martin at Alaska-Fairbanks

## November 20

Shaw at Valdosta State  
Tennessee-Martin at Alaska-Fairbanks

## November 23

Mississippi College at Fort Hays Classic  
Troy State at Southeast Missouri Tour-  
nament  
North Alabama at Virginia Union Thanks-  
giving Tournament

## November 24

Mississippi College at Fort Hays Classic  
Alabama A&M at Jacksonville State  
Rhodes at Tennessee-Martin  
Selma University at Troy State  
North Alabama at Virginia Union Thanks-  
giving Tournament

## November 26

West Georgia at Wofford  
Baptist Christian at Mississippi College

## November 27

Mississippi College at Arkansas  
Tampa at Valdosta State  
Christian Brothers at Tennessee-Martin  
Livingston at Alabama-Huntsville

## November 28

Livingston University at Alabama A&M

## November 29

North Alabama at Athens State

## November 30

West Georgia at Catawba Invitational  
Jacksonville State hosts Tom Roberson  
Tournament  
Valdosta State at Georgia-Florida Double-  
header  
Livingston at Selma University

## December 1

West Georgia at Catawba Invitational  
Alcorn State at Mississippi College  
Jacksonville State hosts Tom Roberson  
Tournament  
Valdosta State at Georgia-Florida Double-  
header

Tennessee-Martin at Southeast Missouri  
Miles College at Troy State  
Livingston at William Carey  
Belhaven at North Alabama

## December 3

Mississippi College at Denominational  
Tournament

## December 4

Mississippi College at Denominational  
Tournament  
Athens State at Jacksonville State  
Livingston at Montevallo

## December 6

Lambuth at Tennessee-Martin  
Voorhees College (S.C) at Troy State  
Spring Hill at Livingston

## December 8

Valdosta State at West Georgia  
Troy State at Jacksonville State  
Livingston at Spring Hill  
Shorter at North Alabama

## December 10

Troy State at West Georgia  
Mississippi College at Belhaven  
Valdosta State at Jacksonville State  
Rust at Tennessee-Martin

## December 14

Valdosta State hosts VSC Invitational  
Troy State at Auburn-Montgomery Tour-  
nament

## December 15

DeVry at West Georgia  
Mississippi College at William Carey  
Valdosta State hosts VSC Invitational  
Troy State at Auburn-Montgomery Tour-  
nament

Athens State at North Alabama

## December 20

North Alabama at Mississippi College  
Tennessee-Martin at Delta State

## December 22

Tennessee-Martin at Mississippi College

## December 28

West Georgia hosts Kiwanis-Ramada Inn  
Classic

## December 29

West Georgia hosts Kiwanis-Ramada Inn  
Classic



## January 2

Armstrong State at West Georgia  
Berry at Jacksonville State  
North Alabama at Murray State

## January 3

Clark College at Troy State  
Montevallo at Livingston  
DeVry Institute at North Alabama

## January 4

Jacksonville State at Rollins Tournament

## January 5

West Georgia at Livingston  
Mississippi College at Valdosta State  
Jacksonville State at Rollins Tournament  
St. Louis Christian at Tennessee-Martin  
Delta State at Troy State

## January 7

Mississippi College at Troy State  
Jacksonville State at Livingston  
Delta State at Valdosta State  
Tennessee-Martin at North Alabama

## January 10

West Georgia at Albany State  
William Carey at Mississippi College  
Jacksonville State at Lincoln Memorial  
Lane at Tennessee-Martin  
Alabama-Huntsville at Livingston

## January 12

Livingston at Mississippi College  
Valdosta State at North Alabama  
Troy State at Tennessee-Martin

## January 14

Jacksonville State at West Georgia  
Valdosta State at Tennessee-Martin  
Troy State at North Alabama  
Livingston at Delta State

## January 16

Jacksonville State at Athens State

## January 17

Albany State at Valdosta State  
Selma University at Livingston  
North Alabama at Alabama-Huntsville

## January 19

Mississippi College at West Georgia  
Delta State at Jacksonville State  
Troy State at Valdosta State  
North Alabama at Livingston

## January 21

Delta State at West Georgia  
Mississippi College at Jacksonville State  
Troy State at Valdosta State  
Tennessee-Martin at Livingston

## January 23

Armstrong State at Valdosta State

## January 24

North Alabama at Delta State

## January 25

Troy State at Clark College

## January 26

West Georgia at North Alabama  
Jacksonville State at Tennessee-Martin  
Livingston at Valdosta State

## January 28

West Georgia at Tennessee-Martin  
Delta State at Mississippi College  
Jacksonville State at North Alabama  
Valdosta State at Albany State  
Livingston at Troy State

## February 2

Valdosta State at Mississippi College  
Livingston at Jacksonville State  
Troy State at Delta State  
Morehouse University at North Alabama

## February 4

Livingston at West Georgia  
Troy State at Mississippi College  
Valdosta State at Delta State  
North Alabama at Tennessee-Martin

## February 7

Alabama Huntsville at Jacksonville State  
Valdosta State at Armstrong State  
William Carey at Livingston

## February 9

North Alabama at Valdosta State  
Tennessee-Martin at Troy State  
Delta State at Livingston

## February 11

West Georgia at Jacksonville State  
Mississippi College at Livingston  
Tennessee-Martin at Valdosta State  
North Alabama at Troy State

## February 13

Albany State at West Georgia



# Lions On The Road

## NCAA®



### 1991 DIVISION II MEN'S BASKETBALL CHAMPIONSHIP

#### February 14

Belhaven College at Mississippi College  
Columbus College at Troy State

#### February 15

Florida Atlantic at Valdosta State  
DeVry Institute at Troy State

#### February 16

West Georgia at Mississippi College  
Jacksonville State at Delta State  
Livingston University at Tennessee-Martin

#### February 18

West Georgia at Delta State  
Jacksonville at Mississippi College  
Valdosta State at Troy State  
Livingston at North Alabama

#### February 23

North Alabama at West Georgia  
Tennessee-Martin at Jacksonville State  
DeVry Institute at Valdosta State  
Troy State at Livingston

#### February 24

Valdosta State at Livingston

#### February 25

Tennessee-Martin at West Georgia  
Mississippi College at Delta State  
North Alabama at Jacksonville State  
Valdosta State at Livingston

#### February 28

West Georgia at Valdosta State  
Mississippi College at North Alabama  
Jacksonville State at Troy State  
Delta State at Tennessee-Martin

#### March 2

West Georgia at Troy State  
Mississippi College at Tennessee-Martin  
Jacksonville State at Valdosta State  
Mississippi College at Tennessee-Martin  
Delta State at North Alabama

## NCAA®



### 1991 DIVISION II MEN'S BASKETBALL CHAMPIONSHIP

### LION ROAD HEADQUARTERS

#### Nov. 23-24 Virginia Union Thanksgiving Tournament

Howard Johnson, 3207 North Blvd., Richmond, Virginia  
(804) 359-9441

#### December 20 - Mississippi College

Sheraton Inn North, I-55 N, 4641 Briarwood, Jackson, Mississippi  
(601) 982-1044

#### January 2 - Murray State University

Holiday Inn, Hwy. S. 12th Street, Murray, Kentucky  
(502) 753-5986

#### January 19 - Livingston

Best Western, Hwy 641 South at I-65, Livingston, Alabama  
(205) 652-9751

#### January 24 - Delta State

Cleveland Inn, US 61 South, Cleveland, Mississippi  
(601) 846-1411

#### February 9-10 - Valdosta State College

Ramada Inn, Valdosta, Georgia  
(912) 242-1225

#### February 11 - Troy State University

Holiday Inn, Hwy. 231 S., Troy, Alabama  
(205) 566-1150

#### February 23 - West Georgia College

Day's Inn, 180 Centennial Road, Carrollton, Ga.  
(404) 830-1000

#### February 25 - Jacksonville State University

Holiday Inn, 601 Cleveland Ave., Attalla, Alabama  
(205) 538-7861





# Lions At Home

## DIRECTIONS TO FLOWERS HALL:



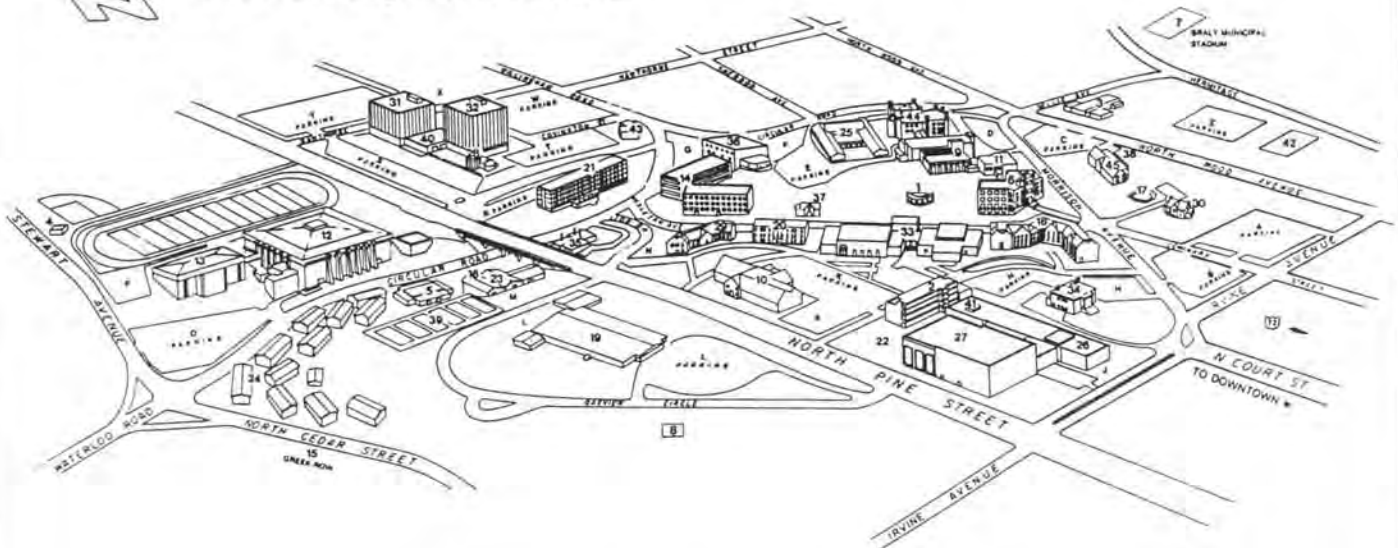
**From Huntsville:** Enter Florence on Hwy. 72 and it will become Florence Blvd. Go through seven lights and the road will bend to the right. Stay in the right lane for downtown Florence and it becomes Tennessee Street. Stay on Tennessee until you get to Pine Street. There will be a parking deck on the right and the police department on the left. Turn right and Flowers Hall is a mile on the left.

**From Memphis:** Follow Hwy. 72 E. into Tusculmbia. Turn left at Hardee's where 72 intersects Hwy. 43. Go through four lights and turn right just past Ramada Inn, crossing O'Neal Bridge into Florence. Stay straight on Court Street until the road ends in front of Rogers Hall. Turn left and take the next right onto Pine Street. Flowers Hall is a half mile on the left.

**From Birmingham:** Get off Interstate 65 onto Hwy. 157 - the University of North Alabama Hwy. Go 65 miles until you come into Tusculmbia. There will be a Hardee's at the light on the right. Turn right and follow signs for 157 North. Go through four lights and turn right just past Ramada Inn, crossing O'Neal Bridge into Florence. Stay straight on Court Street until the road ends in front of Rogers Hall. Turn left and take the next right onto Pine Street. Flowers Hall is a half mile on the left.



## UNIVERSITY OF NORTH ALABAMA Florence, Alabama



- |                                    |   |   |  |
|------------------------------------|---|---|--|
| 1. Amphitheatre                    | 14. Floyd Hall (Science Building)       | 27. Norton Auditorium                   | 40. Towers Complex Dining Hall           |
| 2. Art Building                    | 15. Greek Row                           | 28. Planetarium                         | 41. University Art Gallery (Visual Arts) |
| 3. Baptist Student Center          | 16. Greenhouse                          | 29. Powers Hall                         | 42. Varsity Tennis Courts                |
| 4. Baseball Press Box              | 17. Home of "Leo" the Lion              | 30. President's Home                    | 43. Wesleyan Foundation                  |
| 5. Bennett Infirmary               | 18. Keller Hall                         | 31. Rice Hall                           | 44. Wesleyan Hall and Annex              |
| 6. Bibb Graves Hall                | 19. Kilby School                        | 32. Rivers Hall                         | 45. Willingham Hall                      |
| 7. Braly Municipal Stadium         | 20. Lafayette Hall                      | 33. Robert M. Guillot University Center |  |
| 8. Church of Christ Student Center | 21. LaGrange Hall                       | 34. Rogers Hall                         |  |
| 9. Collier Library                 | 22. Lurleen B. Wallace Fine Arts Center | 35. Steam Plant                         |  |
| 10. Communications Building        | 23. Maintenance Building                | 36. Stevens Hall                        |  |
| 11. Computer Center                | 24. Married Student Housing             | 37. Student Lodge                       |  |
| 12. Flowers Hall                   | 25. Mathematics Building                | 38. Toxicology Lab                      |  |
| 13. Flowers Hall Annex             | 26. Music Building                      | 39. Tennis Courts                       |  |





# 1990-91 Basketball Schedule

## EXHIBITION GAME

**Tuesday, November 13 Moscow All-Stars, Soviet Basketball Team**  
**7:00 p.m. in Flowers Hall**

Day	Date	Opponent	Site	Time	UNA	Opp
Saturday	Nov. 17	First Federal/Pepsi Tipoff Tournament	Home			
		Texas A&I vs. Sacramento St	Home	6:00	—	—
		UNA vs. J.C. Smith	Home	8:00	—	—
Sunday	Nov. 18	First Federal/Pepsi Tipoff Tournament	Home			
		Consolation Game	Home	2:00	—	—
		Championship Game	Home	4:00	—	—
Friday	Nov. 23	Virginia Union Thanksgiving Tournament	Away			
		UNA vs. Florida Tech	Away	6:30	—	—
		Virginia Union vs. Kutztown	Away	8:30	—	—
Saturday	Nov. 24	Consolation Game	Away	6:30	—	—
		Championship Game	Away	8:30	—	—
Thursday	Nov. 29	Athens State College	Away	7:30	—	—
Saturday	Dec. 1	Belhaven College	Home	7:30	—	—
Saturday	Dec. 8	Shorter College	Home	7:30	—	—
Saturday	Dec. 15	Athens State College	Home	7:30	—	—
Thursday	Dec. 20	*Mississippi College	Away	7:30	—	—
Wednesday	Jan. 2	Murray State University	Away	7:30	—	—
Thursday	Jan. 3	DeVry Institute	Home	7:30	—	—
Monday	Jan. 7	*University of Tennessee-Martin	Home	7:30	—	—
Saturday	Jan. 12	*Valdosta State College	Home	7:30	—	—
Monday	Jan. 14	*Troy State University	Home	7:30	—	—
Thursday	Jan. 17	University of Alabama-Huntsville	Away	7:30	—	—
Saturday	Jan. 19	*Livingston University	Away	7:30	—	—
Thursday	Jan. 24	*Delta State University	Away	7:30	—	—
Saturday	Jan. 26	*West Georgia College	Home	7:30	—	—
Monday	Jan. 28	*Jacksonville State University	Home	7:30	—	—
Saturday	Feb. 2	Morehouse University	Home	7:30	—	—
Monday	Feb. 4	*University of Tennessee-Martin	Away	7:30	—	—
Saturday	Feb. 9	*Valdosta State College	Away	7:00	—	—
Monday	Feb. 11	*Troy State University	Away	7:30	—	—
Monday	Feb. 18	*Livingston University	Home	7:30	—	—
Saturday	Feb. 23	*West Georgia College	Away	6:30	—	—
Monday	Feb. 25	*Jacksonville State University	Away	7:30	—	—
Thursday	Feb. 28	*Mississippi College	Home	7:30	—	—
Saturday	Mar. 2	*Delta State University	Home	7:30	—	—

\* - Gulf South Conference Games  
 (All-times Central)

DESTINATION	YEAR
NCAA	1977
NCAA	1979
NCAA	1980
NCAA	1981
NCAA	1984
NCAA	1987
<b>NCAA</b>	<b>1991</b>

