University of North Alabama

1987 LION FOOTBALL

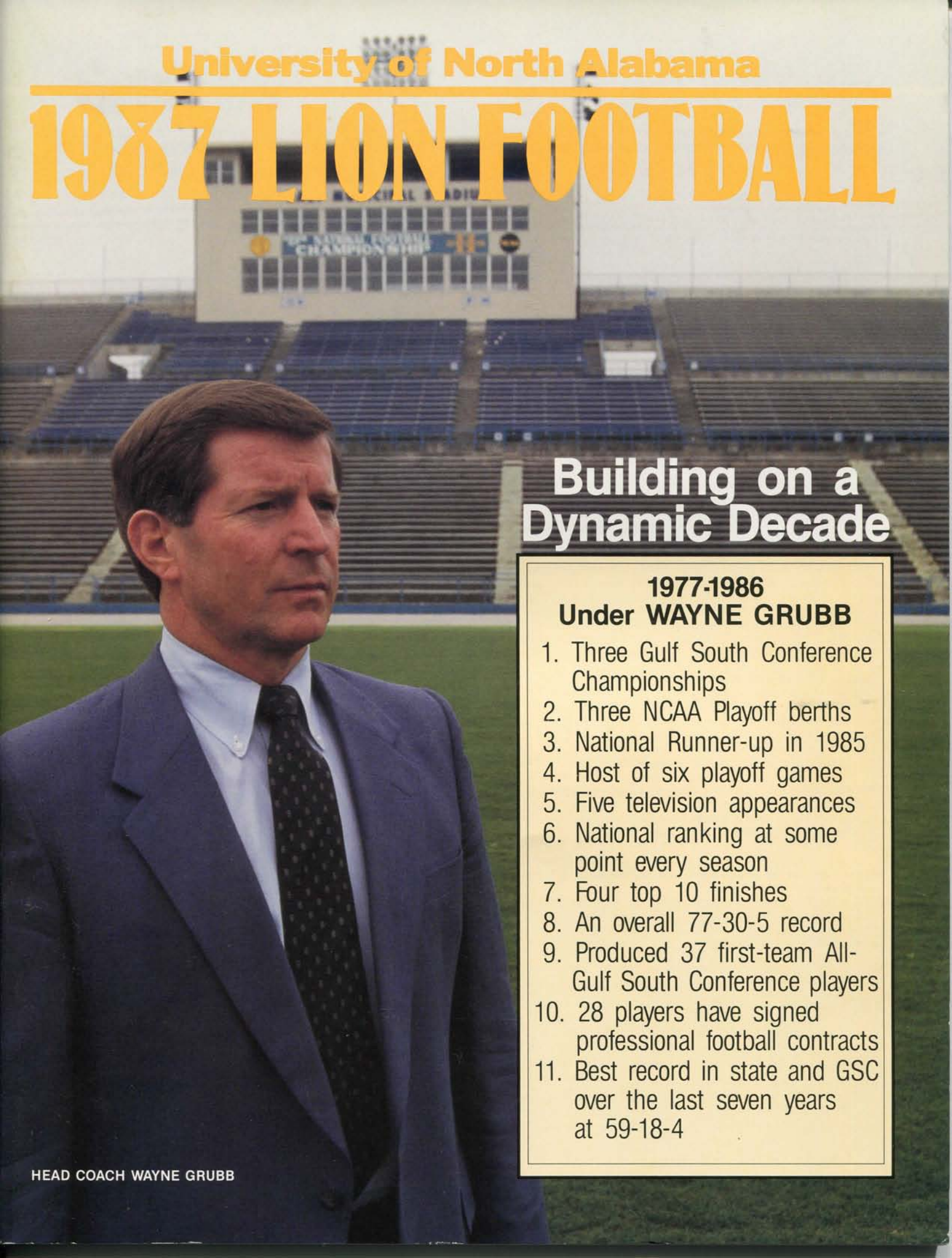

HEAD COACH WAYNE GRUBB

Building on a Dynamic Decade

1977-1986 Under WAYNE GRUBB

1. Three Gulf South Conference Championships
2. Three NCAA Playoff berths
3. National Runner-up in 1985
4. Host of six playoff games
5. Five television appearances
6. National ranking at some point every season
7. Four top 10 finishes
8. An overall 77-30-5 record
9. Produced 37 first-team All-Gulf South Conference players
10. 28 players have signed professional football contracts
11. Best record in state and GSC over the last seven years at 59-18-4

TO THE MEDIA:

CREDENTIALS: All requests for press, photo and broadcasting credentials for North Alabama's home football games should be made in advance (not on game day) by contacting the UNA Sports Information Office at (205) 760-4595. Passes will be mailed in advance if time permits, otherwise they will be left at gate B at Braly Municipal Stadium on the day of the game. Press parking credentials are also available upon request.

PRESS BOX: The Braly Municipal Stadium press box is a modern facility providing comfortable viewing space for all areas of the media. The press box is to be occupied by certified working press, coaches, scouts, photographers, statisticians, support personnel, Gulf South Conference and University of North Alabama personnel working in an official capacity.

Working press is defined as official representatives of daily or weekly newspapers which publish on a regular basis, official representatives of licensed television and radio stations which broadcast to the general public on a regular schedule and official representatives of magazines or periodicals who are covering the game for inclusion in a published article. Members of the working press are those persons described above who are on assignment to cover the game in whole or in part.

Press credentials must be shown before anyone will gain admittance to the press box elevator.

Braly Municipal Stadium press box phone numbers are 764-3600 and 764-6170.

GAME SERVICES: Media representatives covering a University of North Alabama home football game will receive game programs, media guides, pre-game notes and complete half-time and final statistics. A complete play-by-play of each game will also be distributed. Refreshments will be provided beginning approximately one hour prior to kickoff. Three telephones are available in the press box for media on a first-come, first-served basis.

RADIO BROADCASTS: Live play-by-play broadcasts of University of North Alabama football games, home and away, will originate over WVNA-FM, Tuscumbia. The 100,000 watt outlet will be UNA's flagship station for the 16th consecutive year. A radio broadcast booth on the second floor of the Braly Municipal Stadium press box will be provided for visiting radio crews. A courtesy line will be provided for all Gulf South Conference games.

INTERVIEWS: Requests for interviews with University of North Alabama players and coaches during the week should be made through the UNA Sports Information Director by calling 760-4595. The best time to contact Coach Wayne Grubb is 9-11 a.m. and 1-2 p.m.

Please call on me if you have any questions or if I can be of assistance.

Jeff Hodges
UNA Information Services
760-4595, (Home) 766-7572

CITATION FOR EXCELLENCE

The 1986 University of North Alabama football media guide was chosen Fourth in the Nation in Division B by the College Sports Information Directors of America. Division B includes all NCAA Division II and NAIA Division I schools. The UNA football media guide also received a Third in the Nation award from CoSIDA in 1984. The 1986 UNA football program was also cited by CoSIDA as Second in the Nation. The UNA Sports Information Office has received seven awards from CoSIDA in the last two years for its publications, including three Best in the Nation awards.

THE "CLASS" OF THE '80s

From 1980 through the 1986 season, the University of North Alabama has emerged as the winningest college football team in the state of Alabama and the Gulf South Conference with a winning percentage of 75.31

During those seven seasons, the Lions, under Wayne Grubb, have posted a 59-18-4 record, won three Gulf South Conference championships, reached the NCAA Division II playoffs three times, made five television appearances on CBS, ABC and ESPN and proven that UNA football is the "Class" of the 1980s.

Alabama College and Universities

School	Won	Lost	Tied	Pct.
North Alabama	59	18	4	75.31
Alabama	58	23	2	71.08
Auburn	57	26	0	68.67
Troy State	48	28	0	63.16
Jacksonville State	44	28	3	60.67
Alabama A&M	40	28	7	58.00
Livingston	37	34	0	52.11
Tuskegee	31	35	1	47.01
Alabama State	24	48	2	39.19
Miles College	15	45	5	26.92
Samford	6	21	0	22.22

Gulf South Conference Schools

School	Won	Lost	Tied	Pct.
North Alabama	59	18	4	75.31
Mississippi College	46	23	2	66.19
Troy State	48	28	0	63.16
Jacksonville State	44	28	3	60.67
Valdosta State	29	25	0	53.64
Livingston	37	34	0	52.11
Delta State	34	37	3	47.97
West Georgia	16	26	0	38.09
Tennessee-Martin	23	53	1	30.52

CREDITS:

This brochure was compiled and edited by University of North Alabama Sports Information Director Jeff Hodges, student assistant Belle Blankenship and the UNA Information Services and Publications staffs. The cover photo is by UNA student photographer Stephen Anderson. Other contributing photographers are Mike Clay, Bob Crisp, Brett Davis, Jim Hannon, Karen Hodges, Pat Hood, Mike Kittrell, Rob Lawler, Matt McKean, Wade Myhan, Lee Puckett, Eric Ross and Edward Thomas. Special thanks to photographer Mollie McCutchen. Cover design is by Mary Beth Eck, UNA Director of Publications. Typesetting was done by Jeff Hodges and paste-ups by Karen Hodges and Jessica Broach. This brochure was printed by the Tennessee Valley Press in Decatur, Alabama.

ON THE COVER:

With the close of the 1986 football season, the University of North Alabama completed its 10th season under head coach Wayne Grubb — a period that proved to be the most successful in UNA football history. During the period from 1977-86, UNA went from a position as an also-ran in the Gulf South Conference to a position of prominence. UNA has won three GSC titles under Grubb and made three NCAA playoff appearances, playing before television cameras five times and advancing to the 1985 NCAA Division II National Championship Game. In addition, UNA has seen 37 players chosen for first-team All-GSC honors during that time, 28 signed contracts with professional football clubs and the Lions have posted an overall 77-30-5 record.

Now as UNA begins its 11th season under Grubb, the Lions will be looking to build on that "Dynamic Decade," equalling and surpassing the marks established over the last 10 years. (Photo by Stephen Anderson).

Contents

GENERAL INFORMATION
Media Information and The "Class of the '80s" Ins. Front
Quick Facts and Schedule 1
SCHOOL INFORMATION
University Profile 2
UNA Personnel, Board of Trustees and Press Box Crew 3
THE TEAM, COACHES AND STAFF
Head Coach Wayne Grubb 4-5
Offensive Assistant Coaches 6
Defensive Assistant Coaches 7
Football Player Profiles 8-15
Freshmen Signees 16-17
Tentative Depth Chart 18
Alphabetical Roster 19
Managers and Trainers and Leo's Ladies 20
MASCOTS
Leo I and Leo II 17
1986 REVIEW
1986 General Review 21
Regular-Season Game-by-Game Review 22-25
Final Team Statistics 26
Final Individual Statistics 27
Game-by-Game Stats 28
POLLS
UNA in Final NCAA Polls 49
FACILITIES
Braly Municipal Stadium 30
1987 PREVIEW
General Outlook 31
OPPONENTS
Miles College 32
Virginia State and Miss. College 33
Delta State and Alabama A&M 34
Tenn.-Martin and Jacksonville State 35
Troy State and Livingston 36
West Georgia and Valdosta State 37
RECORDS
UNA Individual Records 38
UNA Team Records 39
Long Plays, Milestone Wins 40
Series Records, Homecoming and Season-Opening Game Records 41
Records, Coaches and Captains and TV Games . . 42
100-yard Rushers 43
UNA's Top 10 44-45
All-Time Scores 46-47
All-Time Stat Trends and UNA in GSC stats 48
Year-by-Year Stat Leaders 49
UNA in NCAA Playoffs 53
HONORS
The Harlon Hill Trophy 29
UNA All-Americans 50-51
Other Honors and Lions in the Pros 51
ALL-TIME PLAYERS
Lettermen's List, 1949-Present 54-57
THE GULF SOUTH CONFERENCE
GSC History and Annual League Awards 58
1986 GSC Statistics 59
1986 All-GSC and UNA's All-GSC 60

Quick Facts

Location . . . . . Florence, Alabama
Founded 1872
Enrollment 5,000
President . . . . . Dr. Robert M. Guillot
Conference . . . . . Gulf South
National Affiliation . . . . . NCAA Division II
Nickname . . . . . Lions
Colors . . . . . Purple and Gold
Stadium . . . . . Braly Municipal
Capacity 14,500
Press Box Phones . . . (205) 764-3600, 764-6170
Field . . . . . Natural Grass
Head Football Coach . . . . . Wayne Grubb
Alma Mater . . . . . Tennessee (1961)
Record at UNA . . . . . 77-30-5 (10 Years)
GSC Record . . . . . 44-24-4 (10 Years)
Career Collegiate Record . . 102-50-8 (15 Years)
Office Phone . . . . . (205) 760-4397
Best Time to Call . . . . . Mornings and 1-2 p.m.
Assistant Football Coaches . . . . Steve Carter, 760-4614
. . . . . Bill Hyde, 760-4566
. . . . . Mike McGowan, 760-4613
. . . . . Greg McMahon, 760-4562
. . . . . Randy Mouser, 760-4565
. . . . . Steve Wherry, 760-4564
Sports Information Director . . . . . Jeff Hodges
Office Phone . . . . . (205) 760-4595
Home Phone . . . . . (205) 766-7572
Athletic Ticket Manager . . . . . Guy Holcomb
Office Phone . . . . . (205) 760-4206
Athletic Trainer . . . . . Johnny Long
Office Phone . . . . . (205) 760-4563
1986 Record 4-7
Conference Record/Finish . . . . . 1-7 (Ninth)
Lettermen Returning . . . . . 29 (15 off., 14 def.)
Lettermen Lost . . . . . 27 (11 off., 16 def.)
Starters Returning . . . . . 15 (7 off., 8 def.)
All-Time Record 212-156-14
GSC Champions 1980, 1983, 1985
All-GSC Players (1st Team) . . . . . 48 (Since 1971)
All-Americans 15

1987 FOOTBALL SCHEDULE

Sept. 5	Miles College	Home	7:00 PM
Sept. 12	Virginia State	Home	7:00 PM
Sept. 19	*Mississippi College	Away	7:00 PM
Oct. 3	*Delta State	Home	7:00 PM
Oct. 10	Alabama A&M	Away	7:30 PM
Oct. 17	*Tennessee-Martin	Away	2:00 PM
Oct. 24	*Jacksonville State	Home	7:00 PM
Oct. 31	*Troy State	Away	2:00 PM
Nov. 7	*Livingston (HC)	Home	2:00 PM
Nov. 14	*West Georgia	Away	2:30 PM
Nov. 21	*Valdosta State	Home	1:30 PM

*-Gulf South Conference Game

The University of North Alabama

UNA TODAY

Since its inception, the University of North Alabama has been a leader in education. With that tradition as a foundation, UNA continues to grow with an ever-present eye on the future. While it sets the pace for the tri-state region of north Alabama, northeast Mississippi and south central Tennessee, UNA is meeting the challenge for the remainder of the Eighties by developing a solid transition to the approaching twenty-first century. While establishing national recognition in academics, athletics and extracurricular activities, UNA has become known as one of the nation's finest regional universities.

While the university's academic officials, administration and trustees are mindful of the technological demands of the Eighties, which UNA addresses, they remain steadfast in their adherence to the traditional role of a university that distinguishes it from a technological or vocational school. Therefore, they continue to place primary emphasis on the arts, letters, humanities and sciences.

The University of North Alabama will continue to maintain a high-level core program in the liberal arts, a high quality teacher-training program to supply expert teachers for the state's elementary and secondary schools and strong preprofessional programs so that UNA's students will be motivated to continue their formal education and will process the basic tools of learning necessary to perform well in professional and graduate college-level work.

The university shares the broad purpose of all institutions of higher learning and seeks to provide for the general, professional, preprofessional and technical preparation of students. Academic programs are organized under schools: Arts and sciences, business, education and nursing. Over 5,000 students are enrolled and the university employs a faculty and staff of more than 450 persons.

In the Eighties and beyond, providing degree programs based on the concept of the totally educated person is the primary goal of the University of North Alabama.

UNA HISTORY AND TRADITIONS

Since the University of North Alabama began its modern day intercollegiate football program in 1949, the school has gone by four different names — Florence State Teachers College, Florence State College, Florence State University and UNA.

But UNA traces its origins much futher back, all the way to 1830 when LaGrange College became the first college chartered in Alabama.

In 1872, the school was established as a state normal school, the first of its kind in the south. Two years later it became one of the first coeducational colleges in the nation.

In 1929, the institution became a state teachers college with a four-year curriculum in elementary education and was renamed Florence State Teachers College.

In 1957 the name changed to Florence State College and in 1967 the school was removed from the jurisdiction of the state Board of Trustees. One of their first acts was to recommend that the college be given university status and in 1968 the name was changed to Florence State University.

In 1974, another significant change occurred when FSU became the University of North Alabama, reflecting the institution's continued growth.

And as the university has developed, so has the school's athletic program, which traces its origins to the turn of the century.

No doubt the school had some type of athletic competition years before, but the first recorded score of an organized event available reveals that Florence State Normal School fielded a football team 74 years ago. It challenged only one school in that 1912 season and lost that contest 101-0 to Sewanee.

Over the next 16 years, Florence State Normal suffered similar fates and dropped its football program after losing twice to Marion Institute 86-0 and 85-0 in 1928.

For the next 20 years football was a game Florence State followers had to go elsewhere to see. But on March 30, 1949, Dr. E.B. Norton called for a student assembly to announce that football would be renewed and that the Lions would jump headlong into collegiate competition that fall.

Since that day in 1949, UNA football teams have posted a combined 212-156-14 record.

Football at the University of North Alabama dates back to this 1912 squad which lost its only game 101-0 to Sewanee.

UNA Board of Trustees

Billy Don Anderson
Sheffield

Charles Beard
Sheffield


John T. Bulls, Jr.
Florence

Charlie Maner
Huntsville

Richard Moss
Florence

E.A. Nelson, Jr.
Florence

Mary Ella Potts
Birmingham

Jesse Rush
Albertville

Gene Sanderson
Hamilton

Becky Narimore
SGA President

UNA Personnel


Dr. Robert Guillot
President

Dr. Roy Stevens
Executive Vice President

Bill Jones
Assoc. Athletic Director
Basketball Coach

Wayne Grubb
Assoc. Athletic Director
Football Coach

Bill Jarnigan
Director Info. Services

Press Box Crew


Jeff Hodges
Sports Info. Director

Belle Blankenship
Statistics

Larry Thompson
Press Box Assistant

Steve Harrison
Public Address Announcer

Joe Grant
Stadium Manager

Head Coach Wayne Grubb

Wayne Grubb has been a consistent winner on every level of coaching, and he begins his 11th season at the University of North Alabama on the heels of a "Dynamic Decade."

During the 10-year period from 1977-86, Grubb has led UNA to a 77-30-5 record and into a position of national prominence, with three Gulf South Conference championships and three NCAA playoff berths.

Thirty-seven UNA players have been named first-team All-GSC under Grubb and 28 players have signed contracts with professional clubs.

And in a state known for its football tradition, no one has won more games during the 1980s than the UNA Lions have under Grubb, with a 59-18-4 record over the last seven seasons.

In 1985, the Lions enjoyed the best season in school history, posting a 12-2 record that included an 11-game winning streak, and advanced all the way to the NCAA Division II championship game at the Palm Bowl in McAllen, Tex.

Grubb was named GSC Coach of the Year and NCAA Division II National Coach of the Year by the Football News .

Those figures are testimony to the type football program Grubb has established at UNA since taking over in 1976.

When Grubb came to UNA 10 years ago he faced a major rebuilding task, with his primary objective to restore a winning tradition and earn a position of respect for the Lions in the tough Gulf South Conference. Over that 10-year period, the UNA program has shown steady improvement, set numerous records and assumed a position of prominence on the national level in the small college football world. Among the Lions' accomplishments under Grubb are the first three GSC championships in school history, the first three NCAA playoff appearances by a UNA football team, the three winningest seasons in school history, five television appearances and an impressive 44-15-3 record on its home field at Braly Municipal Stadium.

UNA has had only one losing season under Grubb and had posted nine consecutive winning seasons prior to last year's 4-7 mark. That winning record has included a national ranking at some point in every season, with the Lions finishing in the Top 10 four times.

Three times Grubb was named GSC Coach of the Year and once NCAA District 4 Coach of the Year, in addition to the National Coach of the Year award in 1985

The UNA football facilities have also kept pace with a major expansion of Braly Municipal Stadium and a new annex to Flowers Hall that provides additional space for the athletic program as the two most prominent additions.

The revitalization of the UNA program is a continuation of the success Grubb has enjoyed since he began coaching football.

A native of Athens, Tenn., Grubb starred at the University of Tennessee where he earned academic All-America honors as a lineman.

His first coaching assignment came at Cordova (Ala.) High School where, in five seasons, his team posted a 38-8-4 record and won the 1963 Class 2A State Championship. Grubb continued his winning ways in the collegiate ranks when he joined the coaching staff at Samford University in 1966, serving as defensive line coach for three years. In 1969 he was named head coach at Samford and quickly put the Bulldog football program on the map. After 2-6-1 and 5-5 seasons, Samford went 9-1 in 1971 and won the NCAA Division II National Championship with a 20-10 win over Ohio Wesleyan in the Amos Alonzo Stagg Bowl in Phenix City, Ala. When Samford decided to drop its football program for financial reasons two years later, Grubb moved on to the professional ranks with the Birmingham Americans of the World Football League.

As an offensive line coach, he helped lead the team to the first and only World Bowl crown in 1974. Midway through the next season, with Birmingham in first place in its division, the WFL folded and Grubb became public relations and sales director for the Birmingham Bulls of the World Hockey Association.

Then, in December of 1976, Grubb became the fourth head football coach in UNA history and led the Lions to a 5-5 record in his initial season. A 7-2-1 record the following season got the attention of football fans across the state as the Lions' posted their best record in 17 years. A 6-5 mark followed in 1979, but the best was yet to come.



In 1980, in only his fourth season at the school, Grubb led UNA to its first 10-win season and a spot in the national playoffs. After a 17-8 win over Virginia Union in the opening round, UNA appeared before ABC television cameras in a semifinal bout with Eastern Illinois.

The following season the Lions were back on ABC, defeating Troy State 24-13. In 1983, Grubb took the Lions farther still, finishing the regular season with a 10-0-1 mark, defeating Virginia Union in the NCAA playoffs, then coming within three points of advancing to the national championship game in a 27-24 loss to Central State of Ohio on ABC-TV.

In 1985, UNA finished the regular season ranked No. 2 nationally and defeated Fort Valley State and Bloomsburg in the NCAA playoffs to advance to the championship game.

Over the past few years, Grubb has also become one of the area's most sought after speakers. It's not unusual to find him at a salesman's meeting in the morning and a quarterback club that evening. As a result of his highly visible manner, Grubb has been able to keep the attention of the public on UNA and the school's athletic programs. He also serves as the school's Associate Athletic Director.

Grubb has molded one of the most respected coaching staffs in college football into a solid unit noted for its closeness and dedication to a winning program. He also credits the school's football success to an administration which firmly believes in the value of a winning athletic program.

He has two children, Christina, 21, and Rob, 19, who is a receiver for the Lions.

THE WAYNE GRUBB RECORD

Year	College	Won	Lost	Tied	Pct.
1969	Samford	2	6	1	.278
1970	Samford	5	5	0	.500
1971	Samford	9	1	0	.900
1972	Samford	5	3	2	.600
1973	Samford	4	5	0	.444
1977	North Alabama	5	5	0	.500
1978	North Alabama	7	2	1	.750
1979	North Alabama	6	5	0	.545
1980	North Alabama	10	2	0	.833
1981	North Alabama	8	2	0	.800
1982	North Alabama	7	3	0	.700
1983	North Alabama	11	1	1	.885
1984	North Alabama	7	1	3	.773
1985	North Alabama	12	2	0	.857
1986	North Alabama	4	7	0	.364
	CAREER TOTALS	102	50	8	.663

WAYNE GRUBB BIO:

BORN: September 13, 1938
HIGH SCHOOL: McMinn County High School, Athens, Tennessee.
COLLEGE: 1961 graduate of the University of Tennessee with a B.S. degree in Geography and Physical Education. Received M.S. degree in Administration and Supervision from Samford University in 1968.
PLAYING EXPERIENCE: Played football at McMinn County High School where he was All-Conference, All-East Tennessee and All-Tri State (Alabama, Georgia & Tennessee) in 1955 and was All-Conference, All-East Tennessee, All-Tri State, All-State, All-American and team captain in 1956. Was a lineman at the University of Tennessee and earned three varsity letters from 1958-60. Chosen for the All-Southeastern Conference Sophomore Team and received the Knoxville Journal Scholastic Trophy in 1960 for having the highest scholastic average on the Volunteers football team. Was Academic All-SEC and Academic All-American.
COACHING EXPERIENCE: Head Coach at Cordova (Ala.) High School from 1961-65. Had a 38-8-4 record for five seasons as team won conference championships in 1962, 1963 and 1964 and won the Alabama Class 2A State Championship in 1963. Was named state Coach of the Year in 1962 and 1963.

Assistant Coach and Defensive Coordinator at Samford University from 1966-68 as team posted 6-3-1, 9-1-1 and 5-5-0 records and played in the 1967 Space Bowl.

Head Coach at Samford University from 1969-73 with a 26-20-3 record. Team won the 1971 NCAA Division II National Championship with a 20-10 win over Ohio Wesleyan in the Amos Alonzo Stagg Bowl in Phenix City, Ala.

Offensive Line Coach for the Birmingham Americans of the World Football League in 1974 as team went 17-5-0 and won the World Bowl Championship.

Offensive Line Coach for the Birmingham Vulcans of the World Football League in 1975 as team went 12-3-0 and led the league at the time of its suspension.

Head Coach and Associate Athletic Director at the University of North Alabama since 1977 with a 77-30-5 record. Named Gulf South Conference Coach of the Year in 1980, 1983 and 1985 and NCAA Division II Coach of the Year by the Football News in 1985.
PERSONAL: Has one daughter, Christina, 21, and one son, Rob, 19.

UNA'S ACCOMPLISHMENTS UNDER GRUBB

1. Three Gulf South Conference championships.
2. Three NCAA playoff berths and seven total playoff games.
3. National runner-up in 1985 Palm Bowl.
4. Host of six NCAA playoff games.
5. Five television appearances.
6. Three winningest seasons in school history.
7. National ranking at some point every season.
8. Finished in the nation's Top 10 four times.
9. Eight consecutive winning seasons (1978-85).
10. An overall 77-30-5 record in 10 seasons.
11. A 45-26-4 Gulf South Conference record.
12. A 7-2-1 Homecoming record.
13. Never lost a season-opening game.
14. Produced 36 All-Gulf South Conference players.
15. Four first-team All-Americans.
16. 28 players have signed professional football contracts.
17. First two players in Blue-Gray Classic and Senior Bowl.
18. Best record in the state and GSC for last seven years (59-18-4).

GRUBB'S RECORD VS. ALL OPPONENTS

OPPONENT	GAMES	WON	LOST	TIED
Alabama A&M	10	7	2	1
Austin Peay	2	1	1	0
Bloomsburg	1	1	0	0
Carson-Newman	1	1	0	0
Central Florida	2	2	0	0
Central State (Ohio)	1	0	1	0
Delta State	10	8	1	1
East Tennessee St.	2	1	1	0
Eastern Illinois	1	0	1	0
Fort Valley State	1	1	0	0
Jacksonville State	10	5	5	0
Lane College	1	1	0	0
Langston	2	2	0	0
Livingston	11	8	3	0
Middle Tennessee	2	2	0	0
Miles College	5	5	0	0
Mississippi College	10	4	5	1
North Dakota State	1	0	1	0
Savannah State	2	2	0	0
Southeastern Louisiana	2	1	0	1
Southwest Missouri	2	2	0	0
Tennessee-Martin	10	6	3	1
Troy State	10	6	4	0
Tuskegee Institute	2	2	0	0
Valdosta State	5	4	1	0
Virginia Union	2	2	0	0
West Georgia	4	3	1	0
OVERALL RECORD	112	77	30	5

GRUBB'S HOMECOMING RECORD AT UNA

(7-2-1)

1977 Austin Peay 6-13
1978 Tennessee-Martin 38-17
1979 Delta State 30-7
1980 Tennessee-Martin 26-17
1981 Mississippi College 37-23
1982 Tennessee-Martin 33-10
1983 Mississippi College 28-0
1984 Tennessee-Martin 10-10
1985 Livingston 17-0
1986 Tennessee-Martin 3-7

GRUBB'S RECORD IN SEASON OPENERS AT UNA

(10-0-0)

1977 East Tennessee State 37-21
1978 Carson-Newman 34-17
1979 Langston 28-7
1980 Middle Tennessee State 36-0
1981 Lane College 41-0
1982 Southwest Missouri 17-3
1983 Miles College 38-0
1984 Miles College 28-0
1985 Miles College 35-0
1986 Miles College 48-20







Greg McMahon

Receivers



Coach McMahon joined the UNA staff in the spring of 1985 and has guided the Lions' receivers the last two seasons.

With only one senior and one junior receiver returning, McMahon coached the youngest group on the UNA squad in 1985 and developed them into a solid unit that should benefit the Lions for years to come.

McMahon was one of three new offensive coaches on the UNA staff in 1985, joining offensive coordinator Mike Turner and backfield coach Steve Wherry.

Prior to coming to UNA, McMahon worked two years as a graduate assistant coach at the University of Minnesota under Joe Salem in 1983 and Lou Holtz in 1984.

A native of Rantoul, Ill., McMahon played at Rantoul High School before attending Eastern Illinois University in Charleston, Ill.

The EIU Panthers captured the NCAA Division II National Championship in McMahon's freshman season of 1978.

Although he walked on at EIU, McMahon earned varsity letters in 1980 and 1981 and played defensive back for the Panthers in 1980 as they defeated UNA 56-31 in the semifinals of the NCAA Division II playoffs. Eastern Illinois later lost in the national championship game to California Polytechnic University-San Luis Obispo, 21-13.

Upon his graduation from EIU in 1982, McMahon worked one year as a graduate assistant coach for the Panthers before going to the University of Minnesota.

McMahon holds a B.S. degree in Psychology and Physical Education from Eastern Illinois.

Born on January 2, 1960, McMahon is married to the former Linda Sue Baylies of Tampa, Fla., and they have one son, Drew.

Steve Wherry

Offensive Backfield

Coach Wherry is in his third year as the Lions' quarterback and runningback coach and recruiting coordinator, after joining the UNA staff in June of 1985.

Last season he coached record-breaking runner Marvin Marsh, who shattered all UNA single-season rushing marks. In 1985, UNA finished 13th nationally in rushing offense, averaging over 211 yards per game.

Runningback Clarence Johnson was an Honorable Mention All-America pick by the Associated Press and became the all-time leading rusher in UNA history in 1985 as well.

Prior to coming to UNA, Wherry worked one year as an assistant coach at Carson-Newman College in Jefferson City, Tenn., as the Eagles won the NAIA Division I National Championship.

A native of Memphis, Tenn., Wherry graduated from Overton High School in 1969 and received his B.A. in Political Science from Memphis State University in 1974. He has also done graduate work at Lynchburg (Va.) College.

Wherry coached seven years as an assistant at high schools in the Memphis area, including Collierville, Saint Michaels and Briarcrest. He assumed his first head coaching position in 1979 at Toombs Christian High School in Lyons, Georgia.

In 1980 Wherry worked as an offensive assistant coach at Memphis State and then spent three years as a backfield coach at Liberty University in Lynchburg, Va., from 1981-83.

Wherry coached receivers at Carson-Newman in 1984 as the Eagles went 10-2 and won their second straight NAIA National Championship.

Bill Hyde

Defensive Coordinator

Coach Hyde joined the UNA staff in December of 1976 and currently serves the Lions as defensive coordinator, linebacker coach and assistant head coach.

Hyde's defensive units at UNA have annually ranked among the best in the NCAA Division II and have been instrumental in the school's football success over the last decade.

Under Hyde, UNA led the Gulf South Conference in scoring defense for five consecutive seasons and led the league in all four defensive categories in 1985, as well as finishing second nationally in pass defense and scoring defense and fourth in total defense.

UNA allowed only 8.9 points per game in 1985, which was the lowest total at the school since 1953, and the 207.3 yards of total defense allowed was the best since 1954.

In his 10 seasons at UNA, Hyde has placed UNA first in the GSC in total defense five times, first in scoring defense five times and first in rushing and passing defense twice each.

After coaching receivers, defensive ends, linebackers and serving as defensive coordinator at Samford University in Birmingham from 1962-72, Hyde went to Delta State University in Cleveland, Miss., in 1973 after Samford dropped its football program. Hyde worked under current UNA head coach Wayne Grubb at Samford and led the defensive unit that helped take the Bulldogs to the NCAA Division II National Championship in 1971.

Hyde served as defensive coordinator and linebacker coach at Delta State from 1973-76, before being reunited with Grubb at UNA.

An outstanding quarterback during his playing days at Haleyville High School, Hyde played two years of college football at Itawamba Junior College in Fulton, Miss.

Hyde holds a B.S. and M.S. degree in Education from Samford University.

Born on October 7, 1939, Hyde is married to the former Yvonne Lowery of Phil Campbell, Ala.

Steve Carter

Defensive Line

Coach Carter is in his seventh year as a defensive coach for the University of North Alabama after graduating from UNA in 1980.

A standout on the defensive line for the Lions during his playing days, Carter has coached the UNA defensive fronts that have been recognized as being among the best in the nation over the last six years.

A native of Savannah, Tenn., Carter played runningback and defensive back for three years at Savannah Central High School.

After spending one year on the football team at the University of Tennessee, Carter came to UNA where he lettered three times from 1978-80.

During his senior season, Carter earned All-GSC recognition as a defensive tackle after helping lead UNA to a 10-2 record and the first GSC championship in school history. UNA went on to defeat Virginia Union 17-8 in the opening round of the NCAA Division II playoffs before falling in the semifinals to Eastern Illinois 56-31.

Carter, who was fifth on the team in tackles with 66 and had six quarterback sacks as a senior, was also named as a permanent team captain for 1980.

In 1981-83, Carter worked as a graduate assistant coach with the defensive ends and has coached the ends and tackles the last two seasons.

In Carter's five seasons as a coach with the Lions, UNA has posted a combined 49-16-4 record, won GSC championships in 1983 and 1985 and played in five NCAA playoff games — finishing third nationally in 1983 and second in 1985.

Over that six-year period, UNA led the GSC in scoring defense five consecutive seasons from 1981-85, finished first in total defense four times and has been first or second in rushing defense five years.

Carter holds a B.S. degree in Health, Physical Education and Recreation from UNA.

Born on October 20, 1957, Carter is married to the former Myra Burney of Muscle Shoals.

Mike McGowan

Defensive Backs

Coach McGowan joined the UNA staff in February of 1979 as a wide receiver coach and assumed duties as offensive coordinator as well in 1983 and 1984. McGowan is now in his third season as defensive backfield coach.

In 1985, McGowan coached perhaps the top group of defensive backs in school history as the Lions finished second nationally in pass defense. The group was led by cornerback Bruce Jones, who was a consensus All-America pick, and cornerback Lewis Billups, who played in both the Blue-Gray All-Star Classic and the Senior Bowl and now plays with the Cincinnati Bengals in the NFL.

During his term as offensive coordinator, McGowan led the most powerful offensive squad in Gulf South Conference history to shatter 48 school and conference records.

McGowan has been on the coaching staff of all three of UNA's GSC championship teams in 1980, 1983 and 1985.

Prior to coming to UNA, McGowan served as an assistant coach at Leon High School in Tallahassee, Fla., for five years and was head coach and athletic director at Escambia High School in Pensacola, Fla., from 1977-79.

A four-year letterman at Granby High School in Norfolk, Va., McGowan spent one year at Frederick Military Academy in Portsmouth, Va., where he was the team's MVP. After spending two years competing in football and track at Ferrum Junior College in Ferrum, Va., he completed his career at Florida State University.

McGowan holds a B.S. degree in Physical Education from Florida State University and a master's degree in Administration and Supervision from Florida A&M University.

Born on November 6, 1948, McGowan is married to the former Nancy Bivins of Richmond, Va. They have a son, Matthew, and a daughter, Lindsay.

Anderson


Bailey

Barnett

Baxter

Bell

Bohanon

Brown

Buchanan

GREG ANDERSON
Wide Receiver

Freshman...5-9...160...Muscle Shoals, Ala...Finished spring drills as a back-up at flanker...Played at Muscle Shoals High School under Coach Mark Rice...Played wide receiver and cornerback for the Trojans...Also lettered in basketball two years...Born on March 30, 1967...Majoring in CIS and Finance.

KENNY BAILEY
Defensive Tackle

Junior...5-10...220...Cullman, Ala...Finished spring drills as a back-up at nose tackle...Made three tackles last season in limited playing time...Had two tackles behind the line for 20 yards in losses...Had one quarterback sack...Made four tackles in 1985...Played at Cullman High School...Born on April 1, 1966...Majoring in Physical Education.

SEDRIC BARNETT
Cornerback

Sophomore...5-11...185...Florence, Ala...Claimed a starting role at strong safety late last season and finished with 36 tackles, including 10 solos...Recovered a fumble and broke-up one pass...Returned a blocked punt 35 yards for a touchdown against Livingston...Moved to cornerback in the spring and finished as the starter at the right corner...A red-shirt in 1985 after stellar career at Central High School...Played under Coach Allen Wilson as the Wildcats went 8-4 during his senior season and reached the state playoffs...Played tailback and defensive back in high school...Was All-Lauderdale County two years, All-Area two years and a two-time team Most Valuable Player...Also lettered in basketball twice and baseball four times...Runs a 4.52 in the 40...Born on Jan. 8, 1967...Major is undecided.

CAREER STATS

YEAR	UT	AT	TT
1986	10	26	36
Total	10	26	36

FELIX BAXTER
Linebacker

Sophomore...6-2...220...Dothan, Ala...Saw starting action as a freshman a year ago and finished the season with 39 total stops, including 13 solos...Broke-up one pass and had one tackle behind the line for a three-yard loss...Finished spring drills as the starter at the left inside linebacker slot...Played at Dothan High School under Coach Jim Golden...Helped lead the Tigers to a 9-2 record in 1985 and into the state Class 6A playoffs...Chosen All-Area and team captain as a senior...Also played one year of baseball and two years of basketball...Born on August 31, 1968...Major is undecided.

CAREER STATS

YEAR	UT	AT	TT
1986	13	26	39
Total	13	26	39

RICHARD BELL
Defensive Tackle

Freshman...6-2...240...Lake City, Ga...Finished spring as a back-up at nose tackle...Played at Lincoln High School in Tallahassee, Fla., under Coach Steve Hardin...Played offensive guard and defensive end...Received leadership awards as a junior and senior, was second-team All-State as a junior and first-team as a senior...Also lettered in wrestling and track...Born on March 24, 1967...Major is undecided.

JOEL BOHANON
Wide Receiver

Senior...6-3...185...Russellville, Ala...Missed entire 1986 season with injuries...Saw some starting action in 1984 and 1985...Caught three passes for 36 yards and a 12.0 average in 1985...Played wide receiver and quarterback in 1984, catching two passes for 61 yards, including a 54-yard TD reception against Savannah State...Played under Coach Don Cox at Russellville High School as a quarterback and defensive back...Was All-State in baseball and was picked Area Most Valuable Player three times...Has good hands and instincts but lacks straight ahead speed...Majoring in Accounting.

CAREER STATS

YEAR	REC.	YDS	TD
1984	2	61	1
1985	3	36	0
Totals	5	97	1

JOHNNY BROWN
Fullback

Freshman...6-2...200...Theodore, Ala...Finished spring as a back-up at fullback...Was a red-shirt last season...Played at Theodore High School under Coach Curt Douglas...Chosen All-County in Mobile and was on the "Super 22" list in Mobile while playing for the Bobcats...Also played basketball at Theodore...Born on May 28, 1967...Major is undecided.

KERRY BUCHANAN
Tight End

Sophomore...6-1...195...Columbia, Tenn...Finished spring drills as a back-up at tight end...Made move from quarterback to receiver slot last season...Completed one pass for 12 yards...Didn't have a reception last season...Was red-shirted in 1985...Played at Central High School in Columbia under Coach Bob Yancey...Quarterbacked the Lions to the Tennessee Walking Horse Bowl championship in 1983 and the runner-up spot in the Pioneer Bowl in 1984...Was Most Valuable Player in the Walking Horse Bowl...Also chosen team Offensive Player of the Year, All-Midstate and Honorable Mention All-State in Class 3A in 1984 as team went 7-4...Lettered in basketball as a junior and senior...Should see action in a backup role for UNA this season...Has strong arm and was most improved quarterback on squad in spring...Needs college experience but should compete for starting job...Born on Nov. 20, 1966.

Campbell

D. Carter

J. Carter

Clay


Coffey

Compton


Corum

Culliver

WILLIE CAMPBELL
Runningback

Sophomore...5-6...165...Columbia, Tenn...Rushed for 34 yards on five carries last season...Returned 10 punts for 215 yards and a 21.5 average per return...Finished spring as a back-up at tailback...Played at Central High School under Coach Bob Yancey...Played tailback for the Lions as team won the Walking Horse Bowl in 1983...Was a high school teammate of UNA tight end Kerry Buchanan...Born on August 3, 1966...Major is undecided.

DERRON CARTER
Offensive Guard

Senior...6-2...265...Markham, Ill...Moved into a starting spot on the offensive line in 1986 but was injured much of the year...Missed spring practice with a foot injury...Should contend for a starting spot again in the fall...A transfer from Triton Junior College in River Grove, Ill...Trojans were conference champions under Coach Ed Yonkers last season...Played at Thornwood High School in Markham where the Thunderbirds went 7-2 and won the conference championship his senior season...Played under Coach Robert Jackson as a defensive tackle and offensive lineman...Also lettered two years in track...Has great potential...Born on July 28, 1966...Majoring in Radio and Television Broadcasting.

JEFF CARTER
Cornerback

Freshman...5-8...170...Sylacauga, Ala...Finished spring as a back-up at right corner...Played at Sylacauga High School under Coach Steve Calabro...Played runningback and defensive back for the Aggies...Was a four-year letterman and received Rookie of the Year and the Head-Hunter awards during his career...His father Bob played professional football with the Orlando franchise of the old American Football League...Born on April 20, 1968...Majoring in Business.

BUBBA CLAY
Cornerback

Sophomore...5-8...165...Town Creek, Ala...Made one tackle last season in limited playing time on defense...Finished spring as back-up to Jeff Smith at the left corner...Should see more playing time this season...Had a strong spring...Played at Mount Hope High School under Coach Wade Palmer...Team went 6-4 his senior season as Clay played tailback and cornerback...Was All-County, All-Area and All-State as a senior, All-County, All-Area and Honorable Mention All-State as a junior, All-County and All-Area as a sophomore and Honorable Mention All-County as a freshman...Also lettered in basketball and baseball...He is a distant relative of former Olympic star Jessie Owens...Born on September 18, 1966.

DERRICK COFFEY
Flanker

Sophomore...6-2...175...Pulaski, Tenn...Caught 10 passes last season for 136 yards and one touchdown...Averaged 13.6 yards per reception...Caught two passes for 33 yards in UNA's spring game...Finished spring as a back-up to Stevie Hobbs at flanker...Should see considerable playing time and could challenge for a starting spot...A red-shirt in 1985...Had knee surgery in 1985 but came back strong the following spring...Played at Giles County High School under Coach Jackie Smith...Played tailback for the Bobcats and helped lead the team into the 1982 state playoffs...Was an all-district defensive back as a senior in 1984...Also played baseball...Born on Jan. 23, 1966...Major is undecided.

TOMMY COMPTON
Quarterback

Sophomore...5-11...175...Mobile, Ala...Finished spring as No. 2 quarterback behind Lonnie Mister...A strong runner with great mobility in the backfield...Completed four of 14 passes in spring game for 77 yards and a touchdown...Rushed for 77 yards on 11 carries...A transfer from the University of Southern Mississippi where he lettered in 1984 under Coach Jim Carmody...Played at Vigor High School in Mobile under Coach Marold Clark...As a senior he was chosen Most Valuable Player in the state in Class 6A in 1983...Was team Most Valuable Player three years...Chosen All-County in 1981, 82 and 83...Also lettered two years in baseball...Born on November 7, 1964...Majoring in Physical Education.

TERRY CORUM
Center

Senior...5-11...245...Cleveland, Tenn...Started all 11 games at center for UNA last season...Held starting spot through the spring and should be a leader for the Lions...Saw considerable action in 1985 in a backup role...One of the strongest players on the team...Has the tools to take charge of the position...Shown tremendous improvement in each of the last three seasons...Played at Bradley Central High School under David Cawood...Born on Feb. 22, 1964...Majoring in History.

SEAN CULLIVER
Free Safety

Freshman...6-0...190...Pensacola, Fla...A red-shirt last season...Finished spring as a back-up at free safety...Played at Escambia High School in Pensacola under Coach Dwight Thomas...Gators were District, Region, Section and State Champions in 1984 and 1985 and had a 13-1 record his senior season...Chosen All-Area (Escambia County) and All-District and team's Most Valuable Defensive Back in 1983...In 1984 he was picked for the All-Area and All-District teams and was an Honorable Mention All-State selection, as well as the team's Most Valuable Defensive Back...Was also District and Region track champion in the 440-yard dash...Was All-Area, All-District, second-team All-State and was on the Florida Super 24 list in 1985...Lettered four years in track and two years in weightlifting...Born on Dec. 5, 1966...Major is undecided.

Davis

DeMott

Douglass

Drummond

Earnest


Eger

Files

Fleming

JAMES DAVIS
Linebacker

Freshman...6-0...192...Clanton, Ala...Finished spring as back-up at an inside linebacker slot and should push for a starting spot in the fall...A red-shirt last season...Played at Chilton County High School in Clanton under Coach Don Hand...Tigers went 8-2 in 1985 and played in the Class 5A state playoffs...Also made playoff appearance in 1984...Chosen All-Chilton County and All-Area as a junior and senior and was Honorable Mention All-State as a senior...Played basketball four years and baseball as a senior...Was All-Chilton County and team Most Valuable Player in basketball as a senior...Senior Class President at Chilton County High School...Born on Sept. 13, 1968...Majoring in Marketing and Physical Education.

SCOTT DEMOTT
Punter

Senior...6-4...210...Eudora, Ks...An Honorable Mention All-America pick by the Football News last season and a second-team All-Gulf South Conference selection...Punted 72 times for 2,949 yards and a 40.9 average...Had two kicks blocked...His long punt of the season was 55 yards against Mississippi College...Transferred from Coffeyville Junior College in Coffeyville, Ks...Ravens went 10-2 in 1984 and won the conference championship...Also went 10-2 in 1985 and were region playoff champions...Was a first-team All-League punter and was Honorable Mention All-American...Played at Oskaloosa High School in Eudora, Ks., under Coach Ron Traul...Was a quarterback, defensive end and punter as the team was runner-up in the sub-state in 1983...Chosen All-Delaware Valley League punter...Also played basketball four years...Averaged 34.5 yards on 11 kicks in UNA's spring game...Born on Sept. 7, 1965...Majoring in Health and Physical Education.

CAREER STATS

YEAR	Punts	Yds	Avg
1986	72	2949	40.9
Total	72	2949	40.9

JOHN DOUGLASS
Offensive Tackle

Junior...6-3...225...Alabaster, Ala...Earned a starting spot last season but missed several games with injuries...Listed as starter at right tackle at conclusion of spring...Injured much of the 1985 season as well, but saw action in a back-up role...Made great strides in spring practice and has the physical tools to make things happen...Must continue to improve to hold starting spot in the fall...Chosen as Team Captain as a senior at Thompson High School under Coach Doug Wheeler...Was All-County, All-Mid State and All-Metro and Honorable Mention All-State...Born on Sept. 13, 1966...Majoring in Business.

PHIL DRUMMOND
Strong Safety

Sophomore...6-0...185...Jasper, Ala...Saw action late in 1986 season in the secondary...Made 38 tackles, including 14 solos...Broke-up three passes and two tackles for losses...Finished spring as starting strong safety...An extremely hard worker with great attitude...Was red-shirted in 1985...Played at Walker County High School under Coach David Campbell as a tail-back and outside linebacker...Chosen All-Walker County in 1983 and 1984 and was Team Captain as a senior...Also selected as team's Most Valuable Offensive Back and Most Valuable Linebacker...Honorable Mention All-State...Lettered in baseball in 1983 and track in 1984 and 1985...Was a member of the Beta Club and the National Honor Society and was chosen for Who's Who Among American High School Students...Was red-shirted last season...Born on May 18, 1967...Majoring in Accounting.

TODD EARNEST
Linebacker

Junior...6-3...220...Mt. Carmel, Ill...Finished spring as a back-up at an outside linebacker slot...A transfer from Triton Junior College where he played for the Trojans under Coach Ed Yonkers...The team went 7-3 in his freshman season and 9-2 his sophomore year, winning the conference championship...He was chosen All-Conference as a defensive end in 1985...Played at Mt. Carmel High School under Coach Larry Lockhart...The Golden Aces went 8-2 his senior season and won the conference championship...Mt. Carmel won the state title in his sophomore season of 1981...Chosen first-team All-Conference at defensive end in 1983 and second-team All-Conference at tight end...Was a first-team All-Southern Illinois pick at defensive end and was second-team All-Decatur Area in 1983...Lettered four years in basketball, two years in baseball and one year in track...Born on February 12, 1966...Majoring in Physical Education.

STEVE EGER
Defensive Tackle

Senior...6-1...255...Louisville, Ky...Moved into a starting role in 1986 and made 25 tackles, including five solos...Was in on one sack and had a pass break-up...Was solid in the spring and claimed the starting left tackle slot...Transferred from Lee's McRae Junior College in Banner Elk, N.C...Played for the Bobcats under Coach Clyde "Soupy" Campbell...Was second-team All-American, Honorable Mention Gridwire All-American and was first-team All-Coastal Conference and team's Defensive Most Valuable Player...Played at Oldham County High School in Louisville, Ky...Played both offensive and defensive tackle for the Colonels under Coach Terry Bean...Was team captain as squad reached the state playoffs in 1983...Born on November 14, 1965...Majoring in Business Management.

ERIC FILES
Linebacker

Senior...6-2...235...Queens, N.Y...Finished spring as a back-up to Ambria Fleming at left outside linebacker...Saw some starting action in 1986 at defensive end...Finished fifth on the team in tackles with 50 total stops, including 16 solos...Had eight tackles behind the line for losses of 48 yards...Led team with five quarterback sacks...Had one interception...A transfer from Westchester Community College...Played for the Vikings under Coach Ed Hendrix...Team won the Central Atlantic Coast championship and ranked 13th in the nation in 1985...Was an All-Conference pick...Played at Beach Channel High School under Coach John Tutino...Played slot-back and linebacker for the Dolphins...Was an All-City selection in New York City...Also lettered in baseball...His father Ronald played football at Morgan State University and later played professionally with the New York Giants...His uncle Bobby Files played football at Oklahoma University and his uncle Brian Files played at Cornell University...Majoring in Physical Education.

AMBRIA FLEMING
Linebacker

Sophomore...6-4...200...Enterprise, Ala...Saw limited action last year defensively, making three tackles...Finished spring as the starter at the left outside linebacker slot...Played at Enterprise High School under Coach Bill Bacon...Wildcats went 6-3 in 1985 and Fleming was named first-team All-Conference, team captain and Most Valuable Player...Born on August 5, 1967...Major is undecided.

Garner

Gorsky

Greene

Greene

Grubb

Henry

Higginbotham

Hobbs

TIM GARNER
Quarterback

Junior...6-1...180...Gordo, Ala...Started the first three games of the 1986 season against Miles, Miss. College and Livingston...Completed 20 of 47 passes for 226 yards...Threw one interception...Had a negative 46 yards rushing on 20 attempts...Will be fighting for starting spot this season with Lonnie Mister and Tommy Compton...Started 10 games at quarterback for UNA as a freshman and led the Lions to a 9-1 record...Suffered ankle injury in game at West Georgia College that limited his playing time the remainder of the season...Led UNA's lone touchdown drive in NCAA Division II Championship Game at the Palm Bowl...Rushed for 37 yards on 91 carries and completed 55-of-128 passes for 629 yards and two touchdowns...Also threw five interceptions during the season but had only one after seven games...Threw 59 consecutive passes without an interception from last pass of Mississippi College game until first pass of Troy State game...Completed 42.9 percent of his passes in 1985 and 42.6 percent last season...Passed for 98 yards (6-for-13) against Savannah State and had a high eight completions in opener against Miles College in 1985...Top game in 1986 was a 6-for-19 showing against Miss. College for 89 yards...High rushing game of his career was 26 yards on 14 carries against Savannah State in 1985...Played at Gordo High School under Coach Waldon Tucker and helped lead the team to the Class 2A state playoffs as a junior...Played senior season at Tuscaloosa Academy where he broke virtually every school passing record...Attended Tennessee Military Institute before coming to UNA...Born on Aug. 17, 1965...A Pre-Med Major.

CAREER STATS

YEAR	ATT	CMP	INT	YDS	PCT	TD
1985	128	55	6	629	42.9	2
1986	47	20	1	226	42.6	0
Total	175	75	7	845	42.9	2

KEVIN GORSKY
Offensive Guard

Junior...6-2...245...Chicago, Ill...A transfer from Moraine Valley Junior College in Chicago...Played for the Mustangs under Coach Dennis Wierzal...Finished spring drills at UNA as a back-up at right guard behind Kenny Nicholls...Played offensive tackle at Brother Rice High School under Coach Tom Mitchell...The Crusaders competed in the 6A classification...Son of Ed and Alyce Gorsky...Born on April 14, 1967...Majoring in Business.

HARRY GREENE
Defensive Tackle

Senior...6-0...245...Adamsville, Ala...Moved into a starting role at defensive tackle in the spring...Made good adjustment from offense to defense...Was a red-shirt at UNA in 1983 as a tight end...Saw limited action because of injuries in 1985...Did not play in 1986...Played tight end and linebacker under Coach Berry Holiday at Minor High School in Birmingham...Was a first-team All-Area pick as a senior...Also a three-year letterman in basketball...Twin brother of UNA teammate Harold Greene...Born on August 15, 1965...Majoring in Social Work.

HAROLD GREENE
Defensive Tackle

Senior...6-1...236...Adamsville, Ala...Out of school in 1986...Saw starting action for UNA in 1983, 84 and 85...Finished sixth on team in tackles in 1985 with 58 stops...Had tackles for losses of 50 yards and recovered four fumbles...High games in 1985 were nine tackles against Mississippi College and Delta State...Recovered two fumbles in 6-3 win over Alabama A&M...Had 31 tackles for 30 yards in losses in 1983 and 45 for 19 yards in losses in 1983...Also had an interception and blocked a punt in 1984...Member of Gulf South Conference championship teams in 1983 and 1985 and has seen action in five NCAA playoff games...Has great quickness and agility...Has All-Gulf South Conference potential...Was All-State, All-Metro and Honorable Mention All-South under Berry Holiday at Minor High School...Born on Aug. 15, 1965...Majoring in Social Work.

CAREER STATS

YEAR	UT	AT	TT	SAK	YDS	FR
1983	22	9	31	2.5	30	0
1984	25	20	45	2	19	0
1985	22	36	58	3.5	50	4
Total	69	65	134	8	99	4

ROB GRUBB
Wide Receiver

Sophomore...5-9...170...Florence, Ala...Finished spring as a back-up at flanker...Caught three passes for 39 yards and one touchdown in spring game...Has made good transition to receiver slot and should push for playing time...Saw limited action in 1986 as a back-up quarterback...Completed one of two passes for 16 yards...Gained four yards rushing on four attempts...A red-shirt in 1985...Played at Bradshaw High School under Coach Jim Blair...Led Bruins to an 8-3 record as quarterback his senior season...Bruins advanced to the Class 6A state playoffs...Chosen Most Valuable Back and team captain...Was area's fourth leading passer in 1983...An All-Area pick in 1984....Chosen Most Outstanding Athlete of the Year in 1984-85 by the Florence Jaycees...A good all-around athlete, he lettered in basketball in 1982 and baseball in 1983-85...Was a four-year football letterman...Son of UNA head football coach Wayne Grubb...Born on October 20, 1966...Major is undecided.

GARY HENRY
Linebacker

Junior...6-2...208...Byromville, Ga...Listed as a back-up to Terrence Humphrey at right outside linebacker at the end of spring drills...A transfer from Marion Military Institute...Played cornerback at Dooly County High School under Coach John Ward...The Bobcats advanced to the Class 2A state playoffs in 1983 and 1984, winning the region championship in 1983...Also lettered in basketball...Born on January 26, 1965...Majoring in Drafting.

KEN HIGGINBOTHAM
Fullback

Junior...5-11...210...Okaloosa, Ks...Finished spring as a back-up at fullback...Should push for playing time in the fall...Gained 10 yards on three carries and caught a pass for two yards in the spring game...A transfer from Pratt Junior College in Pratt, Ks...Played for the Beavers under Coach Roger Tiesing...Played tailback and linebacker at Okaloosa High School under Coach Ron Traal...Was Honorable Mention All-State at runningback, chosen All-League and was District runner-up in rushing...Also lettered in track, wrestling and cross country...Born on October 13, 1966...Majoring in Business.

STEVIE HOBBS
Flanker

Senior...6-0...190...Mendenhall, Miss...UNA's top receiver last season...Made 29 catches for 462 yards and three touchdowns, averaging 15.9 yards per reception...Caught seven passes for 84 yards against Tennessee-Martin and had five catches for 105 yards at Jacksonville State, including a 69-yard touchdown...Caught three for 87 yards against Troy State...Held starting spot through spring drills...Should be a leader at receiver...Has all-conference potential...Transfered to UNA from Copiah-Lincoln Junior College in Wesson, Miss...Wolves went 7-3 in 1983 under Coach James Sloan and finished 8-2 in 1985...Chosen All-State as a freshman and was team's Most Valuable Offensive Player...Made All-State, All-Region 23 and was Honorable Mention All-American as a sophomore...Played in the Junior College All-Star Game and was Team Captain in 1984...Helped Mendenhall High School to an 8-3 record as a senior under Coach Tommy Lucas...Tigers went 10-1 and reached the state playoffs in his junior season and played in the Jaycee Bowl during his senior campaign...Played quarterback as a senior and receiver as a sophomore and junior...Chosen Mr. Tiger as a senior and was an All-District offensive back and defensive back...Was All-District in basketball and Honorable Mention All-State as a senior...Also All-District in baseball and won the state championship in the triple jump in track as a senior...Born on Nov. 14, 1965...Majoring in Management.

CAREER STATS

YEAR	REC	YDS	TD	AVG
1986	29	462	3	15.9
Total	29	462	3	15.9

M. Humphrey

T. Humphrey

Jackson

Jarmon

Jennings

C. Jones

R. Jones

Keller

MARK HUMPHREY
Tailback

Junior...5-11...205...Florence, Ala....Gained 84 yards on eight carries in the UNA spring game and scored on a six-yard TD run...Finished spring drills as a back-up to Marvin Marsh at tailback after transferring from Auburn University...Tigers played in the Cotton Bowl during his freshman season...Played at Central High School under Coach Alan Wilson...Was an All-County pick three times at quarterback..Was All-Area twice and All-State in 1985...Also lettered in baseball...Majoring in Physical Education.

TERRENCE HUMPHREY
Linebacker

Junior...6-6...230...Huntsville, Ala...Finished spring as a starter at outside right linebacker...Played at Johnson High School in Huntsville under Coach Paul Parvin...Jaguars were runner-up in the state Class 6A playoffs one season and won three city championships in a row...Was All-City All-State and All-American in 1985...Played at Itawamba Junior College under Coach Mike Eaton...Indians won two divisional titles in a row...Was chosen All-State and All-Region...Brother of Auburn University and Green Bay Packers' star Donnie Humphrey...Born on May 14, 1967...Majoring in Social Work and Physical Education.

STEVE JACKSON
Linebacker

Junior...5-10...220...Dothan, Ala...Finished spring as a back-up at left inside linebacker...A transfer from Marion Military Institute where he played under Coach Steve Bowman...Played at Northview High School in Dothan under Coach H.W. Parrish...Played linebacker as Northview won the city championship...Born on April 24, 1967...Major is undecided.

PERRY JARMON
Defensive Tackle

Junior...6-3...235...Decatur, Ala...Made 16 tackles last season in a back-up role at tackle...Finished spring drills as a back-up at the right defensive tackle slot...Saw considerable action as a freshman in 1985...Made 16 tackles in 1985 for 17 yards in losses and had two quarterback sacks...Had one fumble recovery...Has made tremendous improvement since being red-shirted in 1984...Played under Coach Tom Calvin at Austin High School in Decatur...Chosen first-team All-Tennessee Valley Conference and was team's Most Improved Player as a senior...His cousin Greg Jarmon played basketball at UNA...Born on March 23, 1966... Majoring in Speech Communication.

CAREER STATS

Year	UT	AT	TT	FR	SAK
1985	4	11	15	1	2
1986	2	14	16	0	2
Tot.	6	25	31	1	4

BENNIE JENNINGS
Tight End

Sophomore...6-4...190...Fayetteville, Tenn...A red-shirt in 1985, Jennings rejoined the Lions in the spring after missing the 1986 season...Caught three passes for 61 yards and two touchdowns in spring game...Claimed starting tight end spot in the spring...Has good size for position...Played on three consecutive state playoff teams at Lincoln County High School in Fayetteville under Coach John Meadows...Falcons won the 1982 state championship...Team went 10-1 his senior season as he played both split end and defensive end...Was All-District in football and basketball in 1983 and 1984 and was All-State in both as a senior...Played in the Tennessee High School All-Star Game...Lettered in football, baseball and basketball...Born on July 18, 1967...Majoring is Marketing.

CHUCK JONES
Center

Freshman...6-1...230...Mobile, Ala...Finished spring as a back-up at center...A red-shirt in 1986...Played at David High School in Mobile under Coach Tate Marsh...Warriors went 8-3 in 1985 and won the region championship en route to the state playoffs...Chosen All-State...Born on Dec. 13, 1967...Majoring in Radio, Television and Film.

RODNEY JONES
Split End

Sophomore...5-8...150...Chickamauga, Ga...Missed the 1986 season...Finished spring as a back-up at split end behind Tony Morrow...Caught three passes for 46 yards in UNA's spring game...Set a UNA school record with 43 punt returns in 1985...Gained 207 yards for a 4.8 average on punt returns...Had a long return of 31 yards...Caught two passes for 51 yards and a 25.5 yard average...An explosive player with good hands and quickness...Very consistent...Should be among the top punt returners in the Gulf South Conference...Played at Chattanooga Valley High School under Coach Bill Sandberg...Eagles went 7-4 during his senior season as he played both receiver and cornerback...Selected All-North Georgia three consecutive years and was All-State as a senior...Also lettered in basketball and track...His cousin Mark Jones played wide receiver at Mars Hill College in South Carolina...Born on Jan. 17, 1967...Major is undecided.

BOBBY KELLER
Defensive End

Sophomore...6-2...210...Madison, Ala...Has had an injury plagued career...Saw limited action in 1985 after being red-shirted in 1984...Listed as a back-up at left outside linebacker at the end of the spring...A very strong player who makes up for size at end with strength...Dedicated to the weights...Needs to improve quickness...Played at Bob Jones High School under Coach Alan Paseur...Chosen Team Captain and Most Valuable Defensive Player as a senior for the Patriots...Was All-Madison County and was Defensive MVP in the county...His uncle Ron Christensen played football at Bradley University in Illinois and his cousin Sarah Christensen played basketball at Bradley...Born on May 11, 1966...Majoring in Math.

SHAWN LEE
Defensive Tackle

Senior...6-3...265...Brooklyn, N.Y....Made 10 tackles and had one quarterback sack last season...Saw limited starting duty...Finished spring as a back-up at nose tackle...A transfer from West Chester Community College in Uahalla, N.Y...Played for the Vikings under Coach Edward Hendrix...Was an All-Conference linebacker...Played at Erasmus Hall High School in Brooklyn under Coach Roberto Fennel...Played middle linebacker for the Dutchmen and was All-Conference and the team's Defensive Most Valuable Player...Born on October 24, 1966...Majoring in Communications.

CAREER STATS

Year	UT	AT	TT	FR	SAK
1986	5	5	10	0	1
Tot.	5	5	10	0	1

Lee

Ma. Marsh

Mike Marsh

Martin

Mister

Morrow

MARVIN MARSH
Runningback

Senior...5-11...190...Gadsden, Ala...Led Gulf South Conference in rushing in 1986 with 1,106 yards...The fifth highest season rushing total ever in the GSC...Averaged 100 yards per game...Became only the third player in UNA history to rush for over 1,000 yards in a season, joining Robert Douthit and Wendell Taylor...Was the first to do so in 26 years...Led team with 10 touchdowns...Named first-team All-Gulf South Conference...Didn't move into a starting role until the fourth game of the season, after starter Charles Johnson was lost for the year with a knee injury...Rushed for over 100 yards in a game six times in 1986 for a school record...Gained 114 yards after coming off the bench against Livingston and scored on a 78-yard touchdown run on the first play from scrimmage in the second half...Gained 172 yards against Delta State and scored three TDs... Had 118 yards against Alabama A&M, 101 against Jacksonville State, 181 against NCAA semifinalist Troy State and 105 against West Georgia...Reached the 1,000-yard plateau in fewer carries than anyone in school history (187)...Led team in scoring with 60 points, averaging 5.5 points per game...Returned five kickoffs for an 18.4 average per return...Caught four passes for 52 yards...Named as a permanent team captain for 1986 season, making him the first junior to receive that honor at UNA since 1962...Nominated for the Harlon Hill Trophy as one of the outstanding players in NCAA Division II college football...Transfer from Itawamba Junior College in Fulton, Miss...Held onto starting tailback spot through spring...Hits the line quick and has good speed...Played under Coach Mike Eaton at Itawamba...Team won the Northern Division with an 8-3 record last season...Chosen Best Back of the North, All-State, All-Region and played in the Junior College All-Star Game...Played at Litchfield High School under Coach Charles Hearn...Squad went 9-2 as a senior before losing in state playoffs...Also lettered in basketball, track and baseball...Chosen All-Etowah County, All-Region and All-State...Cousin of UNA receiver Rodney Jones...Born on Oct. 20, 1963...Majoring in Social Work.

GAME-BY-GAME IN 1986

Opponent	Att	Yds	TD
Miles College	2	20	0
Miss. College	3	39	0
Livingston	11	114	1
Delta State	23	172	3
Alabama A&M	22	118	1
Tenn.-Martin	24	94	0
Jacksonville St.	21	101	1
Troy State	18	181	1
Livingston	25	82	1
West Georgia	21	105	2
Valdosta State	17	80	0
Totals	187	1106	10

MIKE MARSH
Tight End

Senior...6-3...205...Manhattan, Ks...Started three games at quarterback last season against Delta State, Alabama A&M and Tennessee-Martin...Completed 22 of 43 passes for 266 yards and one touchdown...Threw one interception...Rushed 15 times for a negative 16 yards and one touchdown...Made move to tight end near end of 1986 season and made good progress in the spring...Caught two passes for 13 yards in UNA's spring game...Should be a back-up at the position in the fall...A transfer from Coffeyville Junior College in Coffeyville, Ks...Has good size and agility to play tigh end...Led the Coffeyville Red Ravens to a 10-2 record and the Jayhawk Conference championship in 1985 under Coach Dick Foster...Team won the Jayhawk Bowl and ranked No. 7 nationally...Chosen Team Captain and was squad's Most Valuable Offensive Player in the Jayhawk Bowl...Was Honorable Mention All-League and received the school's Presidential Award...Played at Manhattan High School under Coach Lew Lane...Indians went 9-1 his senior season and reached the state playoffs...Marsh was a three-year starter at quarterback and was All-League I-70 as a senior, All-State in Class 6A and started in the Shriners' All-Star Game...Also lettered two years in basketball and played two years of American Legion baseball...His father Marvin Marsh was a center for Northwestern Oklahoma...Born on Aug. 5, 1964...Majoring in Management.

DAVID MARTIN
Offensive Guard

Junior...6-2...245...Wetumpka, Ala...A transfer from Marion Military Institute...Played for the Tigers under Coach Steve Bowman...Also played baseball...Listed as a back-up for UNA at left guard at the conslusion of spring drills...Played at Holtville High School under Coach Steve McCord...Played center and guard on the Bulldogs offensive line and end and linebacker on defense...Team went to the state playoffs in 1981, 1982 and 1983...Chosen All-Metro center in Montgomery in 1982, All-Metro guard and linebacker in 1983, and All-Elmore County and team captain in 1983...Also lettered in basketball, was the team's top rebounder three seasons and team captain in 1983...Played on two Class 2A state championship baseball teams in 1982 and 1983, leading the team in RBI and homers in 1983...Was team captain in 1984...Graduated fourth in his class with a 3.81 GPA...Son of Troy and Frances Martin...Has four brothers and two sisters...One brother played baseball at Huntingdon College...Born on March 2, 1966...Majoring in History.

LONNIE MISTER
Quarterback

Senior...6-1...200...Morehead City, N.C...Took over as the Lions' starting quarterback in the last five games of the 1986 season...Completed 71 of 156 passes for 958 yards and six touchdowns... Threw eight interceptions...Maintained starting spot throughout spring drills...Has mental toughness...Had a good spring and a solid spring game...Completed 13 of 28 passes for 218 yards against Jacksonville State and hit on 13 of 27 for 127 yards against Valdosta State...Rushed 60 times for 29 yards and one TD last season...Transferred from Chowan Junior College in Murfreesboro, N.C., where he played under Coach Garrison...Braves were Regional champions in 1984 and Mister was chosen team's Best Offensive Back in 1985...Led South to a 17-10 win the state All-Star Game and was chosen Most Valuable Player...Played at West Carteret High School under Coach Viereck...Patriots went 7-3 his senior season, reaching the state playoffs in 1982 and 1983...Chosen All-Conference and All-East in 1983 and was team's Best Offensive Back in 1982 and 1983...Also lettered four years in baseball...Born on Oct. 20, 1964...Majoring in Health, Physical Education and Recreation.

CAREER STATS

Year	Att	Comp	Int	Yds	TD
1986	156	71	8	958	6
Totals	156	71	8	958	6

TONY MORROW
Split End

Junior...5-8...160...Decatur, Ala...Caught 14 passes for 238 yards and one touchdown last season...Came on to earn starting spot in 1985 and shared starting duty last season...Listed as a starter at the conclusion of spring drills...Big games in 1986 included four catches for 64 yards against Jacksonville State and three catches for 55 yards against Miles College...Caught 15 passes for 376 yards and four touchdowns, averaging 25.1 yards per catch in 1985...Ran five reverses for 15 yards and one touchdown...Had top game with three catches for 97 yards, including a 76-yard touchdown pass from Dallas Metcalf against Miles College...Caught a 23-yard TD pass against Tennessee-Martin, a 35-yard TD pass against Valdosta State and a 54-yard TD pass against Bloomsburg in the NCAA Divsion II Playoffs...Has tremendous speed and should be a great one for UNA...Needs to improve consistency...Also scored on a 21-yard run against Savannah State...Broke wrist in 1984 during the first day of spring practice as a runningback and missed entire season...Played under Coach Tom Calvin at Austin High School...Was All-Area, All-Tennessee Valley Conference, All-Morgan County and All-State as team finished as state Class 4A runner-up...Was an All-County selection in basketball and All-State in track...Was All-TVC and All-Area in baseball as team was 4A state runner-up...Born on Oct. 31, 1965...Major is undecided.

CAREER STATS

YEAR	REC	YDS	TD	AVG	A-YD	TD
1985	15	376	25.1	5-15	1	
1986	14	238	17.0	0-0	0	
Total	29	614	21.2	5-15	1	

Neal

Nicholls


Phillips

Schell

Self

J. Smith


W. Smith

Thomas

RILEY NEAL
Defensive Tackle

Junior...6-4...255...Enterprise, Ala...has seen starting action for UNA each of the last two seasons on the defensive line and concluded the spring as a back-up at left tackle...Made 36 tackles last season, including 11 unassisted stops...Had five tackles behind the lines for losses of 23 yards and was in on two quarterback sacks...Started in three NCAA playoff games in 1985...Made 51 tackles, including two quarterback sacks for 15 yards in losses...Broke-up one pass...Should be battling with Steve Eger for the starting spot this season...Played under Coach Bill Bacon at Enterprise High School...Wildcats went 8-2 during his senior season...Born on April 23, 1966...Major is undecided.

CAREER STATS

YEAR	UT	AT	TT	SAK	FR	BP
1985	17	34	51	2	0	1
1986	11	25	36	1.5	0	0
Total	28	59	87	3.5	0	1

KENNY NICHOLLS
Offensive Guard

Senior...6-2...245...Baltimore, Md...Saw considerable action for UNA last season on the offensive line...Finished spring as a starter at right guard...A transfer from Hartford Community College in Hartford, Md. where he was a teammate of former UNA runningback Charles Johnson...Played on the offensive line for the Owls under Coach Dick Fordgee...A very hard worker in the weight room...Has shown progress over last year...Played at Calvert Hall College High School in Baltimore under Coach Augie Miceli and helped the Cardinals to a 9-1 record as a senior...Team won Conference championship...Chosen for the Maryland Big 33 team and was first-team Greater Baltimore...Second All-Metro...Also lettered in basketball...Born on Jan. 19, 1967...Majoring in Business.

WENDELL PHILLIPS
Free Safety

Senior...6-0...220...Leighton, Ala...Starter for UNA in the secondary the last three seasons...Finished second on the team in tackles in 1986 with 89 stops, including 32 solos...Led team with five interceptions for 86 yards and had six pass break-ups...Was a second-team All-Gulf South Conference pick last season and has All-GSC and All-America potential...UNA's leading returning tackler...Had a solid junior season with three interceptions, six pass break-ups and one fumble recovery...Finished fifth on UNA's defensive unit in tackles with 60 in 1985...Had 25 solos...Made 33 tackles, recovered two fumbles, broke-up six passes and had two interceptions as a freshman...A great athlete who is one of the hardest hitters on the squad...Put three receivers out of practice in 1985 spring drills...Should be a big-play man for UNA in 1987...Could become one of the best ever at UNA...Was first-team All-State under Don Creasy at Colbert County High School...Received team's Most Outstanding Athlete Award and was Most Valuable Defensive Back as a senior...Was also Most Valuable Offensive Player and Most Valuable Defensive Player on the Indians basketball team...A three-year letterman in basketball and football...Cousin of Cleveland Browns All-Pro receiver Ozzie Newsome...Born on April 3, 1966...Majoring in Management.

CAREER STATS

YEAR	UT	AT	TT	INT	BRP	FR
1984	19	14	33	2	6	2
1985	25	35	60	3	6	1
1986	32	57	89	5	6	1
Total	76	106	182	10	18	4

WADE SCHELL
Offensive Tackle

Freshman...6-5...270...Merritt Island, Fla...A red-shirt last season for the Lions...Listed as a back-up at right tackle at the conclusion of spring drills...Played on both the offensive and defensive line at Merritt Island High School under Coach Gerald Odom...Mustangs were semifinalists in the Class 5A state playoffs in 1984...Chosen All-Cade Cove, All-Space Coast, All-Central Florida and third-team All-State...Played offensive tackle at Fork Union Military Academy under Red Pulliam in 1985...Born on June 19, 1967...Major is undecided.

MIKE SELF
Center

Sophomore...6-2...255...Birmingham, Ala...Saw action as a back-up last season at center for UNA...Also served as long-snapper on kicks...Listed as a back-up this season to center Terry Corum...Played at Vestavia High School under Coach Buddy Anderson...Rebels were Area Co-Champions in 1983 and claimed Area 11 crowns in 1984 and 1985 en route to the state playoffs...Team went 10-3 in 1985...Was Honorable Mention All-Over the Mountain in Birmingham in 1984 and 1985 and was second-team All-Metro Birmingham...Born on Feb. 24, 1968...His father played basketball at the University of Arkansas and his grandfather played football at North Texas State University...Major is undecided.

JEFF SMITH
Cornerback

Junior...5-9...170...Nashville, Tenn...Moved into a starting role last season in the secondary before suffering from a broke-arm...Finished spring as starter at the left corner...Made 40 tackles last season, including 20 solos...Recovered one fumble, broke-up three passes and blocked a punt as well in 1986...Saw limited action defensively in 1985 but was a standout on special teams...Made nine tackles, recovered one fumble and broke-up one pass last season...Has great potential...An aggressive player...Earned three varsity football letters under Jerry Pigue at Stratford High School...Also lettered four years in baseball...Team Most Valuable Player in football as a senior...Born on Feb. 25, 1966...Majoring in Business.

CAREER STATS

YEAR	UT	AT	TT	INT	BRP	FR
1985	4	5	9	0	1	1
1986	20	20	40	0	3	1
Total	24	25	49	0	4	2

WILLIE SMITH
Cornerback

Freshman...5-9...168...Pensacola, Fla...A red-shirt last season...Finished spring as back-up at right corner behind Sedric Barnett...Played at Pensacola High School under Coach Leo Carvalis...Tigers reached the 1984 District Playoffs...Smith was chosen All-Area in 1985 and was team's Most Valuable Defensive Player...Also lettered in track three years...His cousin Tom Powell plays football at Auburn University...Born on April 27, 1967...Major is undecided.

Thompson

D. Turner

M. Turner

Wiggins

Woodall

Woods

Wyatt

Yarbrough

HENRY THOMAS
Nose Tackle

Sophomore...6-1...265...Columbus, Ga...Saw considerable playing time last season as a freshman and saw some starting action...Made 16 tackles and two quarterback sacks...Finished spring as starting nose tackle...Played both offensive and defensive tackle at Hardaway High School in Columbus, Ga., under Coach Bob Drew...Bulls finished 5-5 in 1985 but reached the Class 4A state playoffs during his sophomore and junior seasons...Selected as team's Best Lineman and was an All-City pick...Lettered three years in track and helped team to state playoffs as a senior...Also made it to the state tournament in wrestling as a senior...Born on April 6, 1968...Major is undecided.

JEFF THOMPSON
Offensive Guard

Freshman...6-3...245...Hartselle, Ala...Finished spring as a back-up to David Wyatt at left guard...Should push for playing time...A red-shirt last season...Played offensive guard and defensive tackle at Hartselle High School under Coach Don Woods...Tigers went 9-2 and reached the semifinals of the Class 5A state playoffs in 1985...Chosen All-Area and All-Tennessee Valley Conference as a senior...His father Lynn Thompson played linebacker on the UNA football team from 1965-68 and his uncle Jerry Thompson played fullback for the Lions from 1967-69...Born on May 13, 1968...Major is undecided.

DARYL TURNER
Fullback

Sophomore...6-0...225...Greenville, Ala...Finished spring fighting for starting fullback slot...Gained 12 yards on six carries in the UNA spring game...Played at Greenville High School under Coach Wayne Woodam...Major is undecided.

MIKE TURNER
Kicker

Freshman...5-10...160...Florence, Ala...Came on strong in spring and should fight for top place-kicker spot in the fall...Was four-for-four on extra-point attempts and kicked a 48-yard field goal in UNA's spring game...Played at Coffee High School in Florence under Coach Jim Hartley...The Yellow Jackets advanced to the Class 6A state playoffs in his junior and senior seasons...Was All-Tennessee Valley Conference, All-Area and Honorable Mention All-State pick as place-kicker...Also lettered in soccer...Born on June 11, 1968...Major is undecided.

WILLIE WIGGINS
Free Safety

Junior...5-9...170...Mobile, Ala...Finished spring as a back-up to Wendell Phillips at free safety...A transfer from Hinds Junior College in Raymond, Miss...Played under Coach Billy Buckner and was a second-team All-State pick...Also lettered in track...Played at Vigor High School in Mobile under Coach Harold Clark...Played free safety, strong safety and corner-back...Was chosen team's Outstanding Defensive Back in 1984...Also ran track in high school...Born on April 29, 1967...Majoring in Criminal Justice.

JAMES WOODALL
Linebacker

Freshman...5-10...210...Auburn, Ala...Finished spring as a back-up at left inside linebacker...A red-shirt last season...Played defensive end and linebacker at Auburn High School under former UNA assistant Randy Nicholls...Tigers went 8-2 in 1985...Chosen All-Area and team captain as a senior...Had 88 solo tackles and eight quarterback sacks...Also excelled academically as a member of the National Honor Society...Born on July 18, 1968...Major is undecided.

FREEDOM WOODS
Split End

Sophomore...5-10...155...Birmingham, Ala...Finished spring as a back-up at split end...Played at Parker High School under Coach Cecil Leonard...Played wide receiver for the Thundering Herd as the teams advanced to the Class 6A state playoffs in 1984 and 1985...Also lettered in track...Born on September 28, 1967..Majoring in Business Management.



DAVID WYATT
Offensive Guard

Junior...6-4...265...Radcliff, Ky...Shared starting duty last season with Derron Carter...Finished spring as starter at left guard...A letterman in 1985 and 1986...Has made steady improvement...Played under Coach Charlie Lynch at North Hardin High School in Elizabethtown, Ky...Trojans went 7-4 his senior season...Team won two District championships and one Region title during his career...Chosen first-team All-Area as a defensive tackle and second-team All-Area as an offensive tackle...Was a third-team All-State offensive tackle...Born on Oct. 10, 1967...Major is undecided.

KEN YARBROUGH
Kicker

Freshman...5-8...155...Centre, Ala....Finished spring drills in a battle with Mike Turner for starting place-kicking duties...Made three extra-points and kicked a 36-yard field goal in UNA's spring game...Played at Centre High School...Major is undecided.

1987 Signees

NAME	POS.	HT	WT	HOMETOWN	HIGH SCHOOL
Timmy Barnett	DB	6-0	175	Ripley, Mississippi	Northeast Miss. JUCO
Brad Bishop	LB	6-0	195	Muscle Shoals, Alabama	Muscle Shoals
Todd Bowers	DT	6-2	250	Pensacola, Florida	Tate
Bill Chadwick	OL	6-3	235	Memphis, Tennessee	Kirby
Ronnie Claiborne	LB	6-2	210	Hartsville, Tennessee	Trousdale County
Lyle Cohen	OT-DT	6-7	255	Aurora, Illinois	West Aurora
Stacey Cooper	DB	5-9	180	Columbia, Tennessee	Columbia
Todd Daggs	RB	5-11	205	Bristol, Tennessee	Lee's McRae JUCO
James Galloway	DB	5-11	175	Anderson, South Carolina	Lee's McRae JUCO
Ronald Garrett	WR	5-9	175	Birmingham, Alabama	Parker
Doug Godwin	DB	5-11	167	Mobile, Alabama	Shaw
Todd Gordon	OL	6-1	225	Athens, Alabama	Clements
Richard Grant	WR-CB	5-11	180	Mission Viejo, California	Capistrano Valley
David Halcomb	WR	5-11	160	Dothan, Alabama	Dothan
James Harris	OT-DT	6-3	280	Memphis, Tennessee	Kirby
Jerry Harris	RB	5-10	185	Memphis, Tennessee	Kirby
Lewis Harris	RB	5-11	190	Memphis, Tennessee	Kirby
Harold Hoskins	LB	6-2	210	Nocatee, Florida	Marion Institute
Michael Jackson	DB	5-11	180	Russellville, Alabama	Russellville
Warren Jones	DB	5-10	185	Jackson, Mississippi	Hinds JUCO
Tracey Jordan	LB	6-1	210	Muscle Shoals, Alabama	Muscle Shoals
Craig Kelley	OL-TE-PK	6-3	223	Fairhope, Alabama	Fairhope
Eric Kolb	NG-LB	6-0	225	Birmingham, Alabama	Berry
Clint Legg	OL	6-2	240	Athens, Alabama	Clements
Donnie Maner	LB	6-0	210	Huntsville, Alabama	Huntsville
Christopher Phelan	TB-CB	5-9	150	Mobile, Alabama	Mary Montgomery
Greg Polson	QB	6-2	190	Killen, Alabama	Brooks
Jeff Reed	QB	5-10	170	Ossian, Indiana	Norwell
Tim Reynolds	DB	6-1	175	Dothan, Alabama	Northview
Chris Rivers	QB-DB	5-11	175	Birmingham, Alabama	Minor
Tom Ryder	TE	6-4	240	Vernon, Alabama	Vernon
Isaac Salter	DB	5-10	180	Dothan, Alabama	Northview
Jon Spencer	QB-DB	6-1	195	Montgomery, Alabama	Robert E. Lee
Michael Staggs	OT-DT	6-2	240	Huntsville, Alabama	Lee
Tony Trimble	WR	5-11	185	Topeka, Kansas	Pratt JUCO
Chris Wallace	DB	5-11	180	Mobile, Alabama	Marion Institute
Shane Wallace	DB	5-10	160	Albertville, Alabama	Albertville
Darrell Williams	FB	5-10	185	Fairhope, Alabama	Fairhope
Derrick Wilson	LB-SS-RB	5-10	192	Town Creek, Alabama	Hazlewood
Dennis Wright	OT-DT	6-4	255	Albertville, Alabama	Albertville

THE 1987 UNA FOOTBALL CHEERLEADERS

Leading cheers for the University of North Alabama football team in 1987 are, front from left, KayRon Henderson, Missy Robbins, Sherri Lankford, LEO II, Beth Patterson and Cassandra Robinson. Back from left, Tim Causey, Jeff Sutton, Rodney Andujar, Chris Jacobs and Chris Linberg. Alternates are Kelly Odum and Sherri Causey. (Photo by Wade Myhan)

UNA MASCOTS – LEO I AND LEO II

The Lion has been the official mascot of athletic teams fielded by the University of North Alabama for more than 38 years, but it wasn't until 1974 that a live lion mascot came to the UNA campus.

Leo, a 35-pound cub at the time, was acquired by UNA President Dr. Robert Guillot on July 22 of that year and has spent the last 13 years "roaring" UNA on to victory.

Now a 540-pound supporter of the university, Leo lives in the center of the UNA campus and is a majestic symbol of a proud university.

Leo was born on April 14, 1973 in Knoxville, Tenn. His mother, Daisy, has had the distinction of having many of her cubs grow up to perform for millions as part of Wolfgang Holtzmeier's team of lions in Ringling Brothers, Barnum and Bailey Circus. But Leo was destined to become a different kind of celebrity.

Leo rarely misses a UNA football game, traveling in his luxurious WIN-a-bago, and his annual birthday party draws large crowds to the UNA campus.

UNA's other mascot, Leo II, a student who dons a lion costume to cheer the Lions and entertain the crowd, also represents the school at athletic games and other university functions. Tryouts are held each year and the identity of the student is kept secret for as long as possible.

Tentative Depth Chart

OFFENSE

Quarterback

Lonnie Mister	6-1	200	SR	Morehead City, N.C.
Tommy Compton	5-11	175	SO	Mobile, Ala.
Tim Garner	6-1	180	JR	Gordo, Ala.

Fullback

Daryl Turner	6-0	225	SO	Greenville, Ala.
Ken Higginbotham	5-11	210	JR	Okaloosa, Ks.
Johnny Brown	6-2	200	FR	Theodore, Ala.
Auronda Murry	5-8	170	JR	Theodore, Ala.

Tailback

Marvin Marsh	5-11	190	SR	Gadsden, Ala.
Mark Humphrey	5-11	205	JR	Florence, Ala.
Willie Campbell	5-6	165	SO	Columbia, Tenn.
Danny Walls	5-10	175	JR	Danville, Ill.

Split End

Tony Morrow	5-8	160	JR	Decatur, Ala.
Rodney Jones	5-8	150	SO	Chickamauga, Ga.
Freedom Woods	5-10	150	SO	Birmingham, Ala.

Left Tackle

David Martin	6-2	245	JR	Wetumpka, Ala.
Derron Carter	6-2	265	SR	Markham, Ill.

Left Guard

David Wyatt	6-4	265	JR	Radcliff, Ky.
Jeff Thompson	6-3	245	FR	Hartselle, Ala.
Drew Hash	6-2	225	FR	Birmingham, Ala.

Center

Terry Corum	5-11	245	SR	Cleveland, Tenn.
Mike Self	6-2	255	SO	Birmingham, Ala.
Chuck Jones	6-1	230	FR	Mobile, Ala.

Right Guard

Kenny Nicholls	6-2	245	SR	Baltimore, Md.
Kevin Gorsky	6-2	245	JR	Chicago, Ill.

Right Tackle

John Douglass	6-3	225	JR	Alabaster, Ala.
Wade Schell	6-5	270	FR	Merritt Island, Fla.
Wayne Lettson	6-1	250	FR	Moulton, Ala.

Tight End

Bennie Jennings	6-4	190	SO	Fayetteville, Tenn.
Mike Marsh	6-3	205	SR	Manhattan, Ks.
Kerry Buchanan	6-1	195	SO	Columbia, Tenn.
Jeff Platz	6-5	205	JR	Lawrence, Ks.

Flanker

Stevie Hobbs	**6-0**	**190**	**SR**	**Mendenhall, Miss.**
Derrick Coffey	**6-2**	**175**	**SO**	**Pulaski, Tenn.**
Joel Bohanon	**6-3**	**185**	**SR**	**Russellville, Ala.**
Rob Grubb	**5-9**	**170**	**SO**	**Florence, Ala.**
Greg Anderson	**5-9**	**160**	**SO**	**Muscle Shoals, Ala.**

Kicker

Mike Turner	5-10	160	FR	Florence, Ala.
Ken Yarbrough	5-8	155	FR	Centre, Ala.

DEFENSE

LEFT OUTSIDE LINEBACKER

Ambria Fleming	6-4	200	SO	Enterprise, Ala.
Eric Files	6-2	235	SR	Queens, N.Y.
Bobby Keller	6-2	210	SO	Madison, Ala.

LEFT TACKLE

Steve Eger	6-1	255	SR	Louisville, Ky.
Riley Neal	6-4	255	JR	Enterprise, Ala.
Jerry Sharpe	6-0	270	FR	Hohenwald, Tenn.
James Fields	6-1	295	FR	Birmingham, Ala.

LEFT INSIDE LINEBACKER

Felix Baxter	6-2	220	SO	Dothan, Ala.
Steve Jackson	5-10	220	JR	Dothan, Ala.
James Woodall	5-10	210	FR	Auburn, Ala.
Tracey Jordan	6-2	205	FR	Birmingham, Ala.
Lonnie Orr	6-0	195	SO	Courtland, Ala.

NOSE GUARD

Henry Thomas	6-1	165	SO	Columbus, Ga.
Shawn Lee	6-3	265	SR	Brooklyn, N.Y.
Kenny Bailey	5-10	220	JR	Cullman, Ala.
Richard Bell	6-2	240	FR	Lake City, Ga.

RIGHT INSIDE LINEBACKER

James Davis	6-0	192	FR	Clanton, Ala.
Willie Watts	6-0	207	JR	Montgomery, Ala.
John Robinson	6-1	205	JR	Baltimore, Md.

RIGHT TACKLE

Harry Greene	6-0	245	SR	Adamsville, Ala.
Perry Jarmon	6-3	235	JR	Decatur, Ala.

RIGHT OUTSIDE LINEBACKER

Terrence Humphrey	6-6	230	JR	Huntsville, Ala.
Gary Henry	6-2	208	JR	Byromville, Ga.
Todd Earnest	6-3	220	JR	Mt. Carmel, Ill.
Michael Griffin	6-2	215	FR	Tallahassee, Fla.

LEFT CORNERBACK

Jeff Smith	5-9	170	JR	Nashville, Tenn.
Bubba Clay	5-8	165	SO	Town Creek, Ala.
Chris Wallace	6-0	175	JR	Mobile, Ala.

STRONG SAFETY

Phil Drummond	6-0	185	SO	Jasper, Ala.
Shane Wallace	5-10	160	FR	Albertville, Ala.
Dave Mayberry	5-8	175	FR	Columbia, Tenn.
Stan Patterson	5-10	180	SO	Titusville, Fla.

FREE SAFETY

Wendell Phillips	6-0	220	SR	Leighton, Ala.
Willie Wiggins	5-9	170	JR	Mobile, Ala.
Sean Culliver	6-0	190	FR	Pensacola, Fla.

RIGHT CORNERBACK

Sedric Barnett	5-11	185	SO	Florence, Ala.
Willie Smith	5-9	168	FR	Pensacola, Fla.
Jeff Carter	5-8	170	FR	Sylacauga, Ala.

PUNTER

Scott DeMott	6-4	210	SR	Eudora, Ks.

Alphabetical Roster

Alphabetical Roster at the conclusion of 1987 Spring Drills

NAME	POS.	HT	WT	CLASS	HOMETOWN	HIGH SCHOOL
Greg Anderson	WR	5-9	160	SO	Muscle Shoals, Ala.	Muscle Shoals
Kenny Bailey	NG	5-10	220	JR	Cullman, Ala.	Cullman
Sedric Barnett	CB	5-11	185	SO	Florence, Ala.	Central
Felix Baxter	ILB	6-2	220	SO	Dothan, Ala.	Dothan
Richard Bell	NG	6-2	240	FR	Lake City, Ga.	Lake City
Joel Bohanon	WR	6-3	185	SR	Russellville, Ala.	Russellville
Johnny Brown	FB	6-2	200	FR	Theodore, Ala.	Theodore
Kerry Buchanan	TE	6-1	195	SO	Columbia, Tenn.	Columbia Central
Willie Campbell	TB	5-6	165	SO	Columbia, Tenn.	Central
Derron Carter	OT	6-2	265	SR	Markham, Ill.	Thornwood
Jeff Carter	CB	5-8	170	FR	Sylacauga, Ala.	Sylacauga
Bubba Clay	CB	5-8	165	SO	Town Creek, Ala.	Mount Hope
Derrick Coffey	WR	6-2	175	SO	Pulaski, Tenn.	Giles County
Tommy Compton	QB	5-11	175	SO	Mobile, Ala.	Vigor
Terry Corum	C	5-11	245	SR	Cleveland, Tenn.	Bradley Central
Sean Culliver	FS	6-0	190	FR	Pensacola, Fla.	Escambia
James Davis	ILB	6-0	192	FR	Clanton, Ala.	Chilton County
Scott DeMott	P	6-4	210	SR	Eudora, Ks.	Okalossa
John Douglass	OT	6-3	225	JR	Alabaster, Ala.	Thompson
Phillip Drummond	SS	6-0	185	SO	Jasper, Ala.	Walker County
Todd Earnest	OLB	6-3	220	JR	Mt. Carmel, Ill.	Mt. Carmel
Steve Eger	DT	6-1	255	SR	Louisville, Ky.	Oldham County
James Fields	DT	6-1	295	FR	Birmingham, Ala.	Jackson Olin
Eric Files	OLB	6-2	235	SR	Queens, N.Y.	Beach Channel
Ambria Fleming	OLB	6-4	200	SO	Enterprise, Ala.	Enterprise
Tim Garner	QB	6-1	180	JR	Gordo, Ala.	Gordo
Kevin Gorsky	OG	6-2	245	JR	Chicago, Ill.	Brother Rice
Harold Greene	DT	6-1	236	SR	Adamsville, Ala.	Minor
Harry Greene	DT	6-0	245	SR	Adamsville, Ala.	Minor
Michael Griffin	OLB	6-2	215	FR	Tallahassee, Fla.	Lincoln County
Rob Grubb	WR	5-9	170	SO	Florence, Ala.	Bradshaw
Drew Hash	OG	6-2	225	FR	Birmingham, Ala.	Shades Valley
Ken Higginbotham	FB	5-11	210	JR	Okaloosa, Ks.	Okaloosa
Gary Henry	SS	6-2	208	JR	Byromville, Ga.	Dooly County
Stevie Hobbs	WR	6-0	190	SR	Mendenhall, Miss.	Mendenhall
Mark Humphrey	TB	5-11	205	JR	Florence, Ala.	Central
Terrence Humphrey	OLB	6-6	230	JR	Huntsville, Ala.	Johnson
Steve Jackson	OLB	5-10	220	JR	Dothan, Ala.	Northview
Perry Jarmon	DT	6-3	235	JR	Decatur, Ala.	Austin
Bennie Jennings	TE	6-4	190	SO	Fayetteville, Tenn.	Lincoln County
Chuck Jones	C	6-1	230	FR	Mobile, Ala.	Davidson
Rodney Jones	WR	5-8	150	SO	Chickamauga, Ga.	Chattanooga Valley
Tracey Jordan	ILB	6-2	205	FR	Birmingham, Ala.	Huffman
Bobby Keller	OLB	6-2	210	SO	Madison, Ala.	Bob Jones
Shawn Lee	NG	6-3	265	SR	Brooklyn, N.Y.	Erasmus
Wayne Lettson	OT	6-1	250	FR	Moulton, Ala.	Lawrence County
Marvin Marsh	RB	5-11	190	SR	Gadsden, Ala.	Litchfield
Mike Marsh	WR	6-3	205	SR	Manhattan, Ks.	Manhattan
David Martin	OG	6-2	245	JR	Wetumpka, Ala.	Holtville
Dave Mayberry	SS	5-8	175	FR	Columbia, Tn.	Central
Lonnie Mister	QB	6-1	200	SR	Morehead City, N.C.	West Carteret
Tony Morrow	SE	5-8	160	JR	Decatur, Ala.	Austin
Auronda Murry	FB	5-8	170	JR	Theodore, Ala.	Theodore
Riley Neal	DT	6-4	255	JR	Enterprise, Ala.	Enterprise
Kenny Nicholls	OG	6-2	245	SR	Baltimore, Md.	Calvert Hall
Lonnie Orr	ILB	6-0	195	SO	Courtland, Ala.	Courtland
Stan Patterson	SS	5-10	180	SO	Titusville, Fla.	Titusville
Wendell Phillips	FS	6-0	220	SR	Leighton, Ala.	Colbert County
Jeff Platz	TE	6-5	205	JR	Lawrence, Ks.	Lawrence
John Robinson	ILB	6-1	205	JR	Baltimore, Md.	Loyola
Wade Schell	OT	6-5	270	FR	Merritt Island, Fla.	Merritt Island
Mike Self	C	6-2	255	SO	Birmingham, Ala.	Vestavia
Jerry Sharpe	DT	6-0	270	FR	Hohenwald, Tn.	Lewis County
Jeff Smith	CB	5-9	170	JR	Nashville, Tenn.	Stratford
Willie Smith	CB	5-9	168	FR	Pensacola, Fla.	Pensacola
Henry Thomas	NG	6-1	165	SO	Columbus, Ga.	Hardaway
Jeff Thompson	OG	6-3	245	FR	Hartselle, Ala.	Hartselle
Daryl Turner	FB	6-0	225	SO	Greenville, Ala.	Greenville
Mike Turner	PK	5-10	160	FR	Florence, Ala.	Coffee
Chris Wallace	CB	6-0	175	JR	Mobile, Ala.	Marion Inst.
Shane Wallace	SS	5-10	160	FR	Albertville, Ala.	Albertville
Danny Walls	TB	5-10	175	JR	Danville, Ill.	Danville
Willie Watts	ILB	6-0	207	JR	Montgomery, Ala.	Jeff Davis
Willie Wiggins	CB	5-9	170	JR	Mobile, Ala.	Vigor
James Woodall	LB	5-10	210	FR	Auburn, Ala.	Auburn
Freedom Woods	WR	5-10	150	SO	Birmingham, Ala.	Parker
David Wyatt	OG	6-4	265	JR	Radcliff, Ky.	North Hardin
Ken Yarbrough	P	5-8	155	FR	Centre, Ala.	Centre

RANDY MOUSER
Graduate Asst. Coach

A native of Corryton, Tenn., Coach Mouser will serve as a graduate assistant coach for the Lions again in 1987, working primarily with the offensive line.

Mouser came to UNA from Samford University where he worked as a defensive line coach in 1984 and a secondary coach in 1985. He also has two years of coaching experience from Lee's McRae Junior College in North Carolina.

A graduate of Gibbs High School, Mouser played three years in the secondary at Carson-Newman College in Tenn., where he received his B.S. degree in Physical Education.

Born on Sept. 3, 1959, Mouser is now working toward his Masters' degree in HPER.



JEFF HODGES
Sports Info. Director

Your host at all University of North Alabama athletic events is Jeff Hodges.

In his fifth year as Sports Information Director at UNA, Hodges is involved in the daily activities of publicizing and promoting the school's various athletic programs.

A 1982 graduate of UNA with a B.S. degree in Journalism and History, Hodges worked as a sportswriter for the Florence Times-Daily before returning to his alma mater in 1983.

A native of Decatur, Ala., Hodges attended Austin High School and Calhoun Community College before coming to UNA. Hodges was a member of UNA's 1981 Gulf South Conference championship tennis team.

Hodges also serves as media coordinator for the NCAA Division II National Championship Football game.



JOHNNY LONG
Athletic Trainer

Johnny Long is in his 17th year as the University of North Alabama's first and only full-time trainer, and his behind the scenes work has helped keep the UNA athletic program running smoothly.

Long has also been on the staff of the annual Blue-Gray Football Classic for the last five years.

Long was a student trainer at UNA before accepting a full-time position in 1971. He graduated in 1972 and received his Masters' degree in Physical Education in 1974. He is married to the former Jane Cox of Huntsville and they have one son, Ty.

With the addition of the Flowers Hall Annex, Long and his staff now have some of the best training facilities in the country with a walk-in whirlpool, sauna, increased storage space and a much larger examination and rehabilitation room.

Serving as hostesses for the athletic department at the University of North Alabama for 1987-88 are: left to right, Amanda Linville (No. 21), Paula Webb (No. 20), Jackie Mangrum (No. 18), Paula Morrison (No. 34), Angela Tippett (No. 36), Mickee Barnett (No. 44), Susan Kirkland (No. 8) and Telete Lard (No. 31). Not pictured are Anne Clem, Cynthia Tippett and Kimberly Wilson.

1987 Athletic Trainers and Managers

Head Trainer Johnny Long
Asst. Trainer Phillip Cross
Todd Berry - Trainer
Keith Cagle - Manager
Bruce Cole - Trainer
Paul Crawford - Trainer
Thomas Dodson - Manager
Terry Garrett - Manager
Stacy Harrison - Trainer
Kevin McDaniel - Trainer
Brad Montgomery - Trainer
Keith Strom - Manager
Lyndel Rhodes - Manager
Woodrow Riggs - Trainer
David Tubbs - Manager

1986 In Review

No season in University of North Alabama football history began with such great expectations, only to end in disaster.

The Lions, coming off a Gulf South Conference championship in 1985 and a spot in the NCAA Division II National Championship Game at the Palm Bowl in McAllen, Tex., were picked by the "Football News" and "Sports Illustrated" to finish in the nation's Top 10 again in 1986.

The Gulf South Conference football coaches agreed and picked UNA to repeat as GSC champions.

The NCAA moved its Division II National Championship Game to Florence's Braly Municipal Stadium after a group of Shoals area businessmen submitted a strong proposal during the summer.

That would mean the Lions would have a chance to play for the 1986 title in their own home stadium.

But no such lofty goals were in store for the 1986 UNA Lions.

UNA would instead suffer through its first losing season in a decade and finish at 4-7 overall and last in the GSC.

A combination of key injuries and bad breaks left UNA wondering what could happen next.

The Lions opened the season easily enough with a 48-20 rout of Miles College.

The win kept UNA head coach Wayne Grubb's record perfect in season-openers at UNA at 10-0.

Mississippi College handed UNA a solid 21-6 defeat the following week in the Lions' GSC opener and would have snapped UNA's streak of having score in 85 consecutive games, had not David Smith returned a block punt for a touchdown in the closing seconds.

UNA's 24-game regular-season unbeaten streak at Braly Municipal Stadium came to a sudden halt but the Lions remained positive.

After all, UNA began the 1985 season in similar fashion, losing its GSC opener to Mississippi College only to rebound and the league championship.

Week three marked UNA's first meeting of the season with Livingston in a non-GSC battle that was played in hamilton, Ala.

Neither school had any success scheduling an 11th opponent so the two agreed to meet twice in 1986, with the second meeting, the regularly scheduled game, counting toward the GSC standings.

Livingston dominated the game from start to finish, and lost 14-3.

UNA scored just before the half on a blocked punt that was returned for a TD, then Marvin Marsh ran for a touchdown on the first play from scrimmage in the second half to give the Lions all the points they needed.

The win put UNA at 2-1 heading into a road game at Delta State.

A Jamie Greer field goal with 12 seconds left in the game completed a Statesman comeback that handed UNA a 27-24 loss and put the Lions at 0-2 in the GSC.

The win was Delta State's first win over Wayne Grubb and the UNA Lions in 10 years.

Back at home the next weekend, UNA put on one of its finest displays in years with a solid 26-0 thrashing of a good Alabama A&M squad.

A frustrating 7-3 Homecoming loss to Tennessee-Martin the following week marked perhaps UNA's lowest point in the season, and that was followed by a 29-26 loss at Jacksonville State and a 38-9 rout by Troy State before UNA got back on the winning side.

A blocked punts just before the half accounted for nine quick points for Jax State and eventually carried the Gamecocks to victory. But UNA blocked a punt late and returned it for a TD for one final shot.

Against Troy State, the UNA offense rolled but so did Troy's and the Trojans beat UNA for the first time in seven years.

Troy State went on to win the GSC championship and advanced to the semifinals of the NCAA Division II playoffs before losing to South Dakota.

A 21-17 win at Livingston gave UNA a 4-5 record and kept the hopes alive of salvaging a winning season. But instead it would mark UNA's only GSC win of the season.

A bizarre 37-35 loss to West Georgia and a 24-7 loss at Valdosta State closed the season at 4-7 and left UNA to try and put the pieces back together in 1987.

UNA had suffered physically in 1986 with standouts Charles Johnson, Michael Ricks and David Smith lost for the season within the first three games. Others like Roland Wilson were injured later in the year and would miss several games.

UNA was forced to play numerous freshmen in the late going but gained valuable experience for the years to come.

Individually, junior Marvin Marsh of Gadsden shattered the school single-season rushing mark, gaining 1,106 yards on 187 carries to lead the Gulf South Conference in rushing. He became only the third UNA runner ever to gain 1,000 yards in a season and the first to do so in 26 years.

Marsh received first-team selection to the All-GSC team for his efforts and was nominated for the first Harlon Hill Trophy as the top player in the NCAA Division II.

1986 UNA RESULTS

Miles College 48-20
Miss. College 6-21
Livingston (at Hamilton) ...14-3
at Delta State 24-27
Alabama A&M 26-0
Tennessee-Martin 3-7
at Jacksonville St. 26-29
Troy State 9-38
at Livingston 21-17
West Georgia 35-37
at Valdosta State 7-24

1986 PRE-SEASON POLLS

Sports Illustrated

1. North Dakota State
2. California-Davis
3. South Dakota
4. West Texas State
5. North Alabama
6. Central State of Ohio
7. Troy State
8. Texas A&I
9. Towson State
10. Nebraska-Omaha

Football News

1. North Dakota State
2. West Texas State
3. Texas A&I
4. California-Davis
5. Indiana-Pennsylvania
6. Central State of Ohio
7. North Alabama
8. South Dakota
9. Angelo State
10. Fort Valley State
11. Northern Michigan
12. Abilene Christian
13. North Carolina Central
14. Troy State
15. Cal Poly-San Luis Obispo
16. Virginia Union
17. Northeast Missouri State
18. Sacramento State
19. Mississippi College
20. Hampton University

NORTH ALABAMA 48 MILES COLLEGE 20

FLORENCE - Senior Charles Johnson rushed for a Gulf South Conference record four touchdowns in the UNA's season-opener to pace the Lions to a 48-20 romp of Miles College. It marked the 10th consecutive season-opening win for UNA head coach Wayne Grubb. UNA jumped on top 28-0 at the end of the first quarter as Johnson scored three TDs in the opening period. The Lions stretched that lead to 41-6 at the half before allowing two late scores by the Golden Bears. The win marked UNA's 24th consecutive regular season game at Braly Municipal Stadium without a defeat. Twelve different players had at least one carry for UNA in the game as the Lions finished with 268 yards rushing to only 22 for Miles College. A crowd of 6,000 was on hand for the opener.



Scoring Summary

UNA: Charles Johnson 18-yd. run (Veal PAT), 9:30 1st Quarter
UNA: Charles Johnson 27-yd. run (Veal PAT), 5:26 1st Quarter
UNA: Charles Johnson 3-yd. run (Veal PAT), 3:26 1st Quarter
UNA: Glenn Ivy 1-yd. run (Veal PAT), 0:16 1st Quarter
UNA: Jay Veal 42-yd. field goal, 12:13 2nd Quarter
MC: Ryan Moultrie 14-yd. run (Hobson kick failed), 7:08 2nd Quarter
UNA: Larry Webb 60-yd. run (Veal PAT), 6:09 2nd Quarter
UNA: Jay Veal 43-yd. field goal, 0:00 2nd Quarter
UNA: Charles Johnson 1-yd. run (Veal PAT), 8:34 3rd Quarter
MC: Reginald Stephens 64-yd. pass from Jimmy Hardy (Moultrie runs for two), 3:25 3rd Quarter
MC: Ryan Moultrie 8-yd. pass from Jimmy Hardy (try for two failed), 8:20 4th Quarter

	UNA	MC
1st Downs	20	14
Yds Rush	268	22
Yds Pass	158	256
Passes	29-11-1	37-14-3
Punts	4-35.0	7-21.8
Penalties	7-46	8-53
Fumbles/Lost	3-0	2-1

RUSHING: UNA - Webb 6-99, Johnson 7-96, Turrell 7-48; MC - Moultrie 14-66, McCain 4-15. **PASSING:** UNA - Garner 11-5-0, 65, Mister 11-3-1, 40, Mike Marsh 5-2-0, 41; MC - Hardy 30-14-1, 256, Artis 6-0-2, 0. **RECEIVING:** UNA - Coffey 3-46, Morrow 3-55; MC - Stephens 3-120; Moultrie 3-32.

MISSISSIPPI COLLEGE 21 NORTH ALABAMA 6

FLORENCE - Mississippi College snapped UNA's 24-game regular season unbeaten streak in Braly Municipal Stadium with a sound 21-6 thrashing of the Lions in the Gulf South Conference opener for both schools. Both teams sustained long drives throughout the first half, but UNA's drives continually fell short of the end zone and the Lions trailed 14-0 at the half. UNA failed to convert an MC turnover into points early in the third quarter and the Choctaws extended their lead to 21-0 early in the final period. After Jay Veal missed on a 25-yard field goal attempt with 4:37 left in the game, it appeared UNA was going to be shutout for the first time in 86 games. But the UNA defense kept the scoring streak alive with a blocked punt that David Smith returned for a touchdown with 41 seconds left. Smith was lost for the season after the game with a broken wrist. The game was attended by 7,500.



Scoring Summary

MC: Prentiss Baker 2-yd. run (Chuck May PAT), 9:20 1st Quarter
MC: Tony Eddins 59-yd. pass from Wally Henry (May PAT), 8:24 2nd Quarter
MC: Curtis Potter 1-yd. run (May PAT), 14:04 4th Quarter
UNA: David Smith recovers blocked punt in end zone (Veal kick failed), 0:41 4th Quarter

	UNA	MC
1st Downs	19	19
Yds Rush	129	204
Yds Pass	208	199
Passes	37-17-0	22-16-1
Punts	6-40.0	4-30.3
Penalties	9-90	9-62
Fumbles/Lost	0-0	3-2

RUSHING: UNA - Johnson 17-87, Marvin Marsh 3-39; MC - Baker 18-78, Potter 9-57. **PASSING:** UNA - Garner 19-6-0, 89, Mister 18-11-0, 119; MC - Henry 21-16-0, 199. **RECEIVING:** UNA - Ricks 4-58, Marvin Marsh 3-38; MC - Eddins 8-97, Potter 3-49.

NORTH ALABAMA 14
LIVINGSTON 3

HAMILTON, Ala. - Livingston dominated the game but North Alabama used two big plays to post a 14-3 win over the Tigers in the Buttahatchie Classic, played at Sargent Stadium in Hamilton. The game was scheduled when UNA and Livingston couldn't find an 11th opponent and the two schools agreed to play twice during the 1986 season, with the first meeting not counting toward the Gulf South Conference standings. UNA had no first downs and only seven total yards at halftime to 122 for Livingston but the Lions led 7-3 with the TD coming on a blocked punt by Jeff Edwards that Sedric Barnett returned 35 yards. On the opening play from scrimmage of the second half, UNA's Marvin Marsh went 78 yards for a TD that would prove to be the game's final score. Charles Johnson was lost for the season with a knee injury.



Scoring Summary

LU: Andy Lomax 33-yd. field goal, 14:23 2nd Quarter
UNA: Sedric Barnett returns blocked punt 35-yds for touchdown (Veal PAT), 11:25 2nd Quarter
UNA: Marvin Marsh 78-yd. run (Veal PAT), 14:42 3rd Quarter

	UNA	LU
1st Downs	5	20
Yds Rush	130	116
Yds Pass	4	185
Passes	6-2-0	37-17-1
Punts	9-44.2	6-22.3
Penalties	7-55	8-69
Fumbles/Lost	1-1	0-0

RUSHING: UNA - Marvin Marsh 11-114; LU - Graham 16-74, Williams 10-50, Cromer 8-30. **PASSING:** UNA - Garner 4-2-0, 0, Mister 2-0-0, 0; LU - Riley 37-17-1, 185. **RECEIVING:** UNA - Ricks 1-7, Johnson 1-(-3); LU - Graham 5-33, Williams 4-42, Turner 2-45.

DELTA STATE 27
NORTH ALABAMA 24

CLEVELAND - A Jamie Greer field goal with 12 seconds left in the fourth quarter gave Delta State its first win ever over UNA head coach Wayne Grubb and dropped UNA to 0-2 in the Gulf South Conference. UNA's Marvin Marsh scored three touchdowns and helped stake the Lions to a 24-16 lead in the fourth. But Todd Moultrie scored on a 14-yard pass from Keith Williams and Gwaine Matthews ran for the two-point conversion to tie the game with 2:53 left. The Statesmen went 70 yards in 10 plays on the drive. Delta went from its own 27 to the UNA 12 in the closing seconds before calling on Greer for the game-winner. The loss snapped UNA's 10-year unbeaten streak against Delta State and gave Grubb an 8-1-1 record against the Statesmen.



Scoring Summary

UNA: Marvin Marsh 28-yd. run (Veal PAT), 4:43 1st Quarter
DSU: Jottie Dancer 2-yd. run (kick failed), 14:33 2nd Quarter
UNA: Marvin Marsh 2-yd. run (Veal PAT), 3:02 2nd Quarter
DSU: Jamie Greer 35-yd. field goal, 12:56 Third Quarter
UNA: Marvin Marsh 50-yd. run (Veal PAT), 11:18 Third Quarter
DSU: Gwaine Matthews 4-yd. run (Greer PAT), 4:50 Third Quarter
UNA: Jay Veal 24-yd. field goal, 9:31 Fourth Quarter
DSU: Todd Moultrie 14-yd. pass from Keith Williams (Matthews run), 2:53 Fourth Quarter
DSU: Jamie Greer 29-yd. field goal, 0:12 Fourth Quarter

	UNA	DSU
1st Downs	14	27
Yds Rush	196	217
Yds Pass	97	184
Passes	19-11-0	41-21-1
Punts	6-40.0	5-39.0
Penalties	6-55	6-50
Fumbles/Lost	1-1	2-1

Rushing: UNA - Marvin Marsh 23-171, Ivy 8-37; DSU - Bankston 19-138. **Passing:** UNA - Mike Marsh 19-11-0, 98; DSU - Williams 40-21-1, 184. **Receiving:** UNA - Banks 4-42, Coffey 3-28; DSU Moultrie 7-69, James 4-56.

NORTH ALABAMA 26
ALABAMA A&M 0

FLORENCE - North Alabama's defense dominated the game and recorded its only shutout of the season in the 26-0 victory. UNA led only 7-0 at the half, but running-back Marvin Marsh and quarterback Mike Marsh ignited the UNA offense for three scores in the third period to put the game out of reach. Marvin Marsh gained 118 yards on 22 carries for his third 100-plus performance in four weeks. The UNA defense, which had allowed over 400 yards a week earlier against Delta State, held A&M in check with just 31 yards rushing and 75 passing for 106 total yards. The defense also came up with two interceptions and recovered a fumble that helped the UNA cause. Mike Marsh was 8-of-15 passing for 104 yards in his second start of the season. A crowd of 8,500 saw the win at Braly Municipal Stadium.



Scoring Summary

UNA: Marvin Marsh 4-yd. run (Veal PAT), 11:53 2nd Quarter.
UNA: Jay Veal 23-yd. field goal, 10:46 3rd Quarter.
UNA: Mike Marsh 5-yd. run (Veal PAT), 7:24 3rd Quarter.
UNA: Derrick Coffey 29-yd. pass from Mike Marsh (Veal PAT), 4:17 Third Quarter.
UNA: Rodney Davis trips in end zone for safety, 13:05 Fourth Quarter

	UNA	A&M
1st Downs	22	10
Yds Rush	232	31
Yds Pass	158	75
Passes	25-13-0	34-10-2
Punts	8-38.1	10-38.9
Penalties	10-103	10-78
Fumbles/Lost	2-1	1-1

Rushing: UNA - Marvin Marsh 22-118, Ivy 7-43; A&M - Austin 12-44. **Passing:** UNA - Mike Marsh 15-8-0, 104; Mister 6-2-0, 29; A&M - Brown 22-6-2, 52, Leonard 9-3-0, 23. **Receiving:** UNA - Parker 3-45, Ivy 3-27, Banks 3-26; A&M - Austin 4-30, Wagner 2-26.

TENNESSEE-MARTIN 7
NORTH ALABAMA 3

FLORENCE - It was one of the most frustrating losses in North Alabama football history. Playing before a Homecoming crowd, the Lions struggled all day against the Pacers before finally falling 7-3. Neither team could establish an offensive attack in the first half but the Pacers finally got on the scoreboard with 1:45 left on a one-yard TD run by Austin Thompson. That lead held up, with UNA's only score coming on a 21-yard field goal by Jay Veal with 8:44 left in the third quarter. The score helped UNA avoid being shutout for the first time in 90 games overall and 51 consecutive home games. Penalties and turnovers stopped UNA all day. The Lions ended the game on UTM's 28 yard-line.

Scoring Summary

UTM: Austin Thompson 1-yd. run (Ki Tok Chu PAT), 1:45 2nd Quarter
UNA: Jay Veal 21-yd. field goal, 8:44 3rd Quarter.

	UNA	UTM
1st Downs	18	14
Yds Rush	113	50
Yds Pass	179	141
Passes	31-15-2	31-12-1
Punts	6-39.0	8-41.4
Penalties	8-72	7-91
Fumbles/Lost	1-1	0-0

Rushing: UNA - Marvin Marsh 24-94, Ivy 8-29; UTM - Sikes 11-30. **Passing:** UNA - Mister 19-11-0, 116; Garner 8-3-1, 39; Mike Marsh 4-1-1, 24; UTM - Sikes 26-12-1, 141; Bradner 5-0-0, 0. **Receiving:** UNA - Hobbs 7-84, Banks 3-50; UTM - Morris 5-76, Allen 3-37, Warren 3-14.

JACKSONVILLE STATE 29
NORTH ALABAMA 26

JACKSONVILLE, Ala. - Jacksonville State blocked a punt for a safety, then took the free-kick and drove for a touchdown just before the half to take the momentum and an eventual 29-26 win over North Alabama. It was JSU's first win over the Lions in four years. With UNA clinging to a 14-13 lead, JSU blocked a Scott DeMott punt out of the end zone to take a one-point lead with 2:42 left in the half. Following UNA's kick, the Gamecocks drove quickly for a touchdown with Pat White going in from two yards out with 1:06 left. In the second half, Jax State appeared to put the game away with another TD with 5:29 left in the game that made it 29-20. But with just 1:01 left, UNA's Jeff Edwards came through to block a JSU punt that freshman Kevin Pearson recovered in the end zone for a TD. The extra-point attempt was wide but UNA had closed the gap to 29-26. The Lions' final hope was gone when they failed to recover an on-side kick. Marvin Marsh gained 101 yards rushing for his fourth 100-plus performance of the season.



Scoring Summary

UNA: Marvin Marsh 1-yd. run (Veal PAT), 5:35 1st Quarter
JSU: Ashley Kay 24-yd. field goal, 2:26 1st Quarter
UNA: Stevie Hobbs 69-yd. pass from Lonnie Mister (Veal PAT), 1:37 1st Quarter
JSU: Terry Thomas 2-yd. run (Kay PAT), 14:59 2nd Quarter
JSU: Ashley Kay 36-yd. field goal, 9:50 2nd Quarter
JSU: Tracy Allen blocks UNA punt out of end zone for safety, 2:42 2nd Quarter
JSU: Pat White 2-yd. run (Kay PAT), 1:06 2nd Quarter
UNA: Barry Banks 9-yd. pass from Lonnie Mister (pass for two failed), 2:04 3rd Quarter
JSU: Terry Thomas 1-yd. run (Kay PAT), 5:29 4th Quarter
UNA: Kevin Pearson recovers blocked punt in end zone (kick failed), 1:01 4th Quarter

	UNA	JSU
1st Downs	17	17
Yds Rush	145	216
Yds Pass	218	149
Passes	28-13-1	18-8-0
Punts	8-36.0	8-33.6
Penalties	7-71	5-45
Fumbles/Lost	1-0	1-1

Rushing: UNA - Marvin Marsh 21-101, Ivy 6-30; JSU - White 9-81, Thomas 15-55. **Passing:** UNA - Mister 28-13-1, 218; JSU - Coffey 18-8-0, 149. **Receiving:** UNA - Hobbs 5-105, Morrow 4-64; JSU - Rivers 3-27, McKeller 2-50.

TROY STATE 38
NORTH ALABAMA 9

FLORENCE - The No. 5 ranked Trojans dominated the game offensively and took advantage of five UNA turnovers to blast the Lions 38-9. It was UNA's first loss to Troy State since 1979. The Trojans moved at will in the first half and led 28-3 at intermission, but the TSU defense couldn't stop UNA either. UNA had 188 yards of offense at the half but UNA killed almost every scoring opportunity with a turnover. UNA slowed Troy's scoring machine down in the second half but still couldn't produce points of its own. Marvin Marsh gained a career-high 181 yards on 18 carries for his fifth 100-yard game of the year. The loss left UNA 0-5 in the Gulf South Conference and 3-5 overall. Troy State went on to the semifinals of the NCAA Division II playoffs.

Scoring Summary

TSU: Mitch Lewis 7-yd. run (Clem PAT), 10:57 1st Quarter
UNA: Jay Veal 22-yd. field goal, 8:41 1st Quarter
TSU: Mike Turk 6-yd. run (pass for two failed), 13:45 2nd Quarter
TSU: Mark Olds 1-yd. run (Turk runs for two), 9:45 2nd Quarter
TSU: Brent Roe 6-yd. pass from Mike Turk (Clem PAT), 0:03 2nd Quarter
TSU: Johnny Butts 1-yd. run (Clem PAT), 4:03 3rd Quarter
UNA: Marvin Marsh 62-yd. run (kick failed), 2:07 3rd Quarter
TSU: Ted Clem 50-yd. field goal, 10:48 4th Quarter

	UNA	TSU
1st Downs	11	20
Yds Rush	155	242
Yds Pass	115	128
Passes	16-7-1	17-11-0
Punts	6-35.0	5-35.0
Penalties	4-27	4-26
Fumbles/Lost	4-4	2-2

Rushing: Marvin Marsh 18-181; TSU - Dugosh 7-67, Turk 8-44, Brundidge 17-44. **Passing:** UNA - Mister 14-5-1, 95; TSU - Turk 16-11-0, 128. **Receiving:** UNA - Hobbs 3-87; TSU - Harris 4-69.

NORTH ALABAMA 21
LIVINGSTON 17

LIVINGSTON, Ala. - A pair of Lonnie Mister touchdown passes proved to be the difference as UNA beat Livingston for the second time during the 1987 season. The win marked UNA's only Gulf South Conference victory of the season. A 46-yard TD pass to Tony Morrow just before the half gave UNA a 14-11 halftime lead. The Lions stretched the lead to 21-11 before allowing a late LU score. Marvin Marsh was held to 82 yards rushing as Livingston again dominated the game statistically with 361 total yards to 214 for UNA. The Tigers attempted 42 passes in the game. The win gave UNA a 4-5 record and kept the Lions from assuring themselves of their first losing season in a decade.



Scoring Summary

LU: Andy Lomax 48-yd. field goal, 4:06 1st Quarter.
UNA: Marvin Marsh 8-yd. run (Veal PAT) 0:30 1st Quarter.
LU: Pat Drummond 8-yd. pass from Kenneth Jones (Jones pass to Cromer), 5:00 2nd Quarter.
UNA: Tony Morrow 46-yd. pass from Lonnie Mister (Veal PAT)m 1:47 2nd Quarter.
UNA: Stevie Hobbs 37-yd. pass from Lonnie Mister (Veal PAT), 9:39 3rd Quarter.
LU: Bobby Williams 3-yd. pass from Kenneth Jones (pass failed), 2:07 4th Quarter.

	UNA	LU
1st Downs	11	21
Yds Rush	109	137
Yds Pass	105	224
Passes	16-5-1	42-20-4
Punts	9-42.5	6-34.8
Penalties	10-69	5-59
Fumbles/Lost	1-0	2-0

Rushing: UNA - Marsh 25-82, Turrell 9-28; LU - Cromer 16-79. **Passing:** UNA - Mister 16-5-1, 105; LU - Jones 41-19-3, 224. **Receiving:** UNA - Morrow 2-61, Hobbs 2-44; LU - Williams 7-131, Graham 3-12.

WEST GEORGIA 37
NORTH ALABAMA 35

FLORENCE - North Alabama's offense ran wide-open all day, but the defense and special teams couldn't keep West Georgia out of the end zone either as the Braves recorded their first football victory ever over UNA. The 35 points scored by the Lions marked the most points ever scored by a UNA football team in defeat. The Lions built a 28-14 lead in the third quarter and continued to lead until West Georgia quarterback Cater Pierce came on to kick a 26-yard field goal with 10:02 left to make it 30-28. UNA freshman Morris Turrell, who rushed for 201 yards in the game, was racing for a go-ahead touchdown when WGC's Kendall Simmons took the ball away from him and went 74 yards the other way for a clinching TD. UNA scored late but couldn't get another score.

Scoring Summary

WGC: Nick Neal 88-yd. kickoff return on reverse (Head PAT), 14:45 1st Quarter.
WGC: Larry Adams 1-yd. run (Head PAT), 6:20 2nd Quarter.
UNA: Morris Turrell 36-yd. run (Veal PAT) 4:18 2nd Quarter.
UNA: Lonnie Mister 2-yd. run (Veal PAT), 11:33 3rd Quarter.
UNA: Marvin Marsh 3-yd. run (Veal PAT), 8:28 3rd Quarter.
UNA: Marvin Marsh 1-yd. run (Veal PAT), 7:08 3rd Quarter.
WGC: John Strickland 14-yd. pass from Cater Pierce (PAT failed), 1:31 3rd Quarter.
WGC: Hal Lamb 25-yd. pass from Cater Pierce (Head PAT), 12:41 4th Quarter.
WGC: Cater Pierce 26-yd. field goal, 10:02 4th Quarter.
WGC: Kendall Simmons takes ball from UNA' Morris Turrell and returns 74 yds for TD (Pierce PAT), 5:44 4th Quarter.
UNA: Barry Banks 24-yd. pass from Lonnie Mister (Veal PAT), 2:39 4th Quarter.

	UNA	WGC
1st Downs	20	20
Yds Rush	349	174
Yds Pass	109	232
Passes	15-8-1	33-15-0
Punts	7-43.0	6-34.6
Penalties	7-82	7-67
Fumbles/Lost	4-3	4-3

Rushing: UNA - Turrell 17-201, Marsh 21-105, Mister 14-32; WGC - Young 16-71, Benton 10-54. **Passing:** UNA - Mister 15-8-1, 109; WGC - Pierce 33-15-0, 232. **Receiving:** UNA - Banks 5-59; WGC - Lamb 8-105, Strickland 3-56.

VALDOSTA STATE 24
NORTH ALABAMA 7

VALDOSTA, Ga. - Fighting to stay in position for a possible NCAA Division II playoff berth, Valdosta State handed UNA a 24-7 defeat that marked the Blazers' first win over the Lions on the gridiron. VSC held only a slim 10-0 lead at the half but pushed it to 17-0 in the third period. A UNA TD pass from Lonnie Mister to Stevie Hobbs made it 17-7 but UNA could get no closer. The TD assured UNA of scoring in its 95th consecutive game. Valdosta State finished with its first winning season in six years of football at the school, but the Blazers were left out of the NCAA playoffs with a 9-2 record. UNA finished the season at 4-7, but Marvin Marsh finished with the fifth highest single-season rushing total in GSC history.



Scoring Summary

VSC: Randy Fisher 68-yd. pass from Mark Dace (Moore PAT), 7:32 1st Quarter
VSC: Keith Moore 46-yd. field goal, 10:54 2nd Quarter
VSC: Max Vickers 1-yd. run (Moore PAT), 10:39 3rd Quarter
UNA: Stevie Hobbs 10-yd. pass from Lonnie Mister (Veal PAT), 4:06 3rd Quarter
VSC: Randy Fisher 8-yd. pass from Mark Dace (Moore PAT), 3:58 4th Quarter

	UNA	VSC
1st Downs	14	14
Yds Rush	127	166
Yds Pass	127	156
Passes	27-13-3	15-6-0
Punts	5-43.8	4-49.5
Penalties	7-64	2-15
Fumbles/Lost	1-1	0-0

RUSHING: UNA - Marsh 17-80, Turrell 8-21; VSC - Clark 12-69, Vickers 16-49. **PASSING:** UNA - Mister 27-13-3, 127; VSC - Dace 13-6-0, 156. **RECEIVING:** UNA - Hobbs 6-55, Turrell 3-35; VSC - Fisher 4-136.

1986 Final Statistics

Overall Record: 4-7, GSC Record: 1-7, Home: 2-4, Road: 1-3, Neutral: 1-0

TEAM STATS	UNA	OPP
TOTAL FIRST DOWNS	**171**	**197**
By Rushing	91	95
By Passing	69	86
By Penalty	11	16
RUSHING ATTEMPTS	**465**	**461**
Yards Gained	2378	1933
Yards Lost	425	358
NET YARDS RUSHING	**1953**	**1575**
Avg. Per Game	177.5	143.2
Avg. Per Carry	4.2	3.4
PASSING ATTEMPTS	**249**	**327**
Passes Completed	115	150
Had Intercepted	10	13
NET YARDS PASSING	**1478**	**1920**
Avg. Per Game	134.4	174.5
Avg. Per Comp.	12.8	12.8
OFFENSIVE PLAYS	**714**	**788**
Total Offense	3431	3495
Avg. Per Game	311.9	317.7
Avg. Per Play	4.8	4.4
NUMBER OF PUNTS	**74**	**69**
Yards Punted	2949	2391
Avg. Per Punt	39.8	34.6
Had Blocked	2	5
KICKOFF RETURNS	**36**	**43**
Yards Returned	637	858
Avg. Per Return	17.7	19.9
PUNT RETURNS	**22**	**36**
Yards Returned	246	276
Avg. Per Return	11.2	7.7
PENALTIES	**82**	**71**
Yards Penalized	724	615
FUMBLES	**19**	**20**
Fumbles Lost	12	13
TOUCHDOWNS SCORED	**29**	**28**
By Rushing	19	15
By Passing	7	11
Other	3	2
SAFETIES FOR	**1**	**1**
EXTRA POINTS	**25-28**	**18-21**
TRY-FOR-TWO	**0-1**	**4-7**
FIELD GOAL ATTEMPTS	**6-13**	**8-12**
TOTAL POINTS	**219**	**223**
Avg. Per Game	19.9	20.3
TIME OF POSSESSION	**337:08**	**322:52**
THIRD DOWN CONVERSION	**45-154**	**68-179**

SCORE BY QUARTERS

	1	2	3	4
NORTH ALABAMA	59	48	88	24
OPPONENTS	34	87	38	64

1986 RESULTS AND ATTENDANCE

MILES COLLEGE	48-20 (6,000)
MISSISSIPPI COLLEGE	6-21 (7,500)
Livingston at Hamilton	14-3 (3,000)
at Delta State	24-27 (2,000)
ALABAMA A&M	26-0 (8,500)
TENNESSEE-MARTIN	3-7 (4,000)
at Jacksonville State	26-29 (5,000)
TROY STATE	9-38 (2,500)
at Livingston	21-17 (2,000)
WEST GEORGIA	35-37 (1,000)
at Valdosta State	7-24 (4,000)

INDIVIDUAL SCORING

PLAYER	TD	PAT	2-PT	FG-FGA	TP	AVG
Marvin Marsh	10				60	5.5
Jay Veal	0	25-28		6-13	40	3.6
Charles Johnson	4				24	8.0
Stevie Hobbs	3				18	1.6
Barry Banks	2				12	1.2
Larry Webb	1				6	1.2
Glenn Ivy	1				6	0.5
David Smith	1				6	3.0
Sedric Barnett	1				6	0.5
Mike Marsh	1				6	1.5
Derrick Coffey	1				6	0.6
Tony Morrow	1				6	0.5
Lonnie Mister	1				6	0.6
Morris Turrell	1				6	0.5

INDIVIDUAL KICKOFFS

PLAYER	NO	YDS	AVG	RET YDS	AVG
Jay Veal	40	2167	54.2	756	18.9
Kelvin Washington	4	225	56.3	63	15.8

INDIVIDUAL KICKOFF RETURNS

PLAYER	NO	YDS	AVG	LP	TD
Morris Turrell	18	313	17.4	27	0
Willie Campbell	10	215	21.5	30	0
Marvin Marsh	5	92	18.4	21	0
Larry Webb	2	44	22.0	30	0
Charles Johnson	1	18	18.0	18	0
Tony Morow	1	10	10.0	10	0

INDIVIDUAL PUNTING

PLAYER	NO	YDS	AVG	LP
Scott DeMott	72	2949	40.9	55
Team	2	0	00.0	0

INDIVIDUAL PUNT RETURNS

PLAYER	NO	YDS	AVG	LP	TD
Morris Turrell	11	64	5.8	23	0
Michael Ricks	2	11	5.5	7	0
Anthony Simpson	2	2	2.0	2	0
Sedric Barnett	1	13	13.0	13	0

BLOCKED PUNT RETURNS

PLAYER	NO	YDS	LP	TD
Sedric Barnett	1	35	35.0	1
David Smith	1	38	38.0	1
Kevin Pearson	1	18	18.0	1
Phil Drummond	1	20	20.0	0

INDIVIDUAL INTERCEPTIONS

PLAYER	NO	YDS	LP	TD
Wendell Phillips	5	86	46	0
Chris Evans	3	70	35	0
Jeff Edwards	3	29	17	0
Eric Files	1	12	12	0
Anthony Simpson	1	0	0	0

FUMBLE RECOVERIES

PLAYER	NO	YDS	LP	TD
Chris Evans	3	0	0	0
Roland Wilson	2	0	0	0
Jay Broadfoot	2	0	0	0
Wendell Phillips	1	8	8	0
Jeff Smith	1	0	0	0
Jeff Edwards	1	0	0	0
Spencer Williams	1	0	0	0
Sedric Barnett	1	0	0	0

1986 Individual Statistics

INDIVIDUAL RUSHING

PLAYER	ATT	YDg	YDl	NET	AVG	LP	TD	PER GAME
Marvin Mársh	187	1165	59	1106	5.9	78	10	100.5
Morris Turrell	50	332	3	329	6.6	36	1	29.9
Glenn Ivy	52	226	6	220	4.2	13	0	20.0
Charles Johnson	27	191	1	190	7.0	33	4	63.3
Larry Webb	38	163	30	133	3.5	60	1	26.6
Willie Campbell	5	37	3	34	6.8	32	0	6.8
Lonnie Mister	60	181	152	29	0.4	14	1	2.9
Rob Grubb	4	16	12	4	1.0	8	0	0.8
Mike Machen	1	1	0	1	1.0	1	0	1.0
Stevie Hobbs	1	0	6	-6	-6.0	-6	0	-3.0
Mike Marsh	15	27	43	-16	-1.1	4	1	-4.0
Kerry Buchanan	4	4	21	-17	-4.3	3	0	-17.0
Tim Garner	20	33	79	-46	-2.3	10	0	-7.7
TEAM	1	0	17	-17	-17.0	-17	0	-17.0

INDIVIDUAL PASSING

PLAYER	ATT	COMP	INT	YDS	PCT	LP	TD
Lonnie Mister	156	71	8	958	45.5	69	6
Mike Marsh	43	22	1	266	51.2	29	1
Tim Garner	47	20	1	226	42.6	25	0
Kerry Buchanan	1	1	0	12	100.0	12	0
Rob Grubb	2	1	0	16	50.0	16	0

INDIVIDUAL RECEIVING

PLAYER	NO	YDS	AVG	LP	TD
Stevie Hobbs	29	462	15.9	69	3
Barry Banks	25	255	10.2	24	2
Tony Morrow	14	238	17.0	46	1
Glenn Ivy	11	92	8.4	15	0
Derrick Coffey	10	136	13.6	21	1
Michael Ricks	7	91	13.0	25	0
Morris Turrell	6	65	10.8	19	0
Marvin Marsh	4	52	13.0	23	0
Andy Dewitt	3	19	6.3	12	0
Reginald Parker	3	45	15.0	17	0
Charles Johnson	1	-3	-3.0	-3	0
Larry Webb	1	7	7.0	7	0
Rob Grubb	1	11	11.0	11	0

TEAM TIME OF POSSESSION

TEAM	1st Quarter	2nd Quarter	3rd Quarter	4th Quarter	1st Half	2nd Half	TOTAL
North Alabama	84:03	78:48	90:21	82:45	162:51	173:07	335:58
Opponents	80:57	86:12	74:39	82:15	167:09	156:53	324:02

UNA DEFENSIVE STATS

PLAYER	UT	AT	TOTAL	FOR LOSS	F-R	INT	BRUP	SACK	KICK BLOCK
Kirk Ethridge	32	81	113	10-73	0	0	4	4	0
Wendell Phillips	32	57	89	1-6	1	5	6	0	0
Chris Evans	35	44	79	2-4	3	3	13	0	1
Roland Wilson	16	55	71	6-33	2	0	3	3	0
Eric Files	16	34	50	8-48	0	1	0	4.5	0
Chris Shaw	12	31	43	5-46	0	0	0	2.5	0
Jeff Smith	20	20	40	1-2	1	0	3	0	1
Felix Baxter	13	26	39	1-3	0	0	1	0	0
Phil Drummond	14	24	38	2-7	0	0	3	0	0
Sedric Barnett	10	26	36	0-0	1	0	1	0	0
Riley Neal	11	25	36	5-23	0	0	0	1.5	0
Anthony Simpson	17	12	29	2-9	0	1	5	1	0
Kelvin Washington	11	16	27	1-14	0	0	2	0.5	1
Jeff Edwards	13	12	25	0-0	1	3	8	0	2
Steve Eger	5	20	25	1-5	0	0	1	0.5	0
Jay Broadfoot	7	18	25	3-21	2	0	0	1.5	0
Henry Thomas	3	13	16	2-11	0	0	0	2	0
Perry Jarmon	2	14	16	0-0	0	0	0	0	0
Eric Goodman	1	14	15	0-0	0	0	0	0	0
Gynera Scott	8	6	14	0-0	1	0	0	0	0
John Moore	8	5	13	0-0	0	0	1	0	0
David Smith	6	6	12	1-5	0	0	1	0	0
Lee Brown	2	8	10	1-17	0	0	0	1	0
Shawn Lee	5	5	10	1-6	0	0	0	1	0
Jerome Martin	2	2	4	0-0	0	0	0	0	0
Spencer Williams	0	4	4	0-0	1	0	0	0	0
Kevin Pearson	3	1	4	0-0	0	0	0	0	0
Sean Culliver	0	3	3	0-0	0	0	0	0	0
Charles Holt	2	1	3	0-0	0	0	0	0	0
Kenny Bailey	0	3	3	2-20	0	0	0	1	0
Ambria Fleming	1	2	3	0-0	0	0	0	0	0
Lonnie Orr	0	2	2	0-0	0	0	0	0	0
James Woodall	0	1	1	0-0	0	0	0	0	0
Bubba Clay	0	1	1	0-0	0	0	0	0	0
Willie Smith	1	0	1	0-0	0	0	0	0	0
Mike Self	0	1	1	0-0	0	0	0	0	0

Game-by-Game Statistics

	First Downs	Rush Att	Rush Yds	Rush TD	Passes	Passing Yds	Pass TD	Total Offense	Fum.	Pen.	Pts	Poss. Time	3rd Conv.
North Alabama	20	43	268	6	29-11-1	158	0	72-426	3-0	7-46	48	29:46	4-14
Miles College	14	30	22	1	37-14-3	256	2	67-278	2-1	8-53	20	30:14	2-14
North Alabama	19	37	129	0	37-17-0	208	0	74-337	0-0	9-90	6	33:22	5-16
Miss. College	19	41	204	2	22-16-1	199	1	63-403	3-2	9-62	21	26:38	9-13
North Alabama	5	37	130	1	6-2-0	4	0	43-134	1-1	7-55	14	24:38	1-12
Livingston	20	46	116	0	37-17-1	185	0	83-301	0-0	8-69	3	35:22	7-17
North Alabama	14	38	196	3	19-11-0	97	0	57-293	1-1	6-55	24	28:04	4-11
Delta State	27	47	217	2	41-21-1	184	1	88-401	2-1	6-50	27	31:56	9-19
North Alabama	22	56	232	2	25-13-0	158	1	81-390	2-1	10-103	26	39:47	6-18
Alabama A&M	10	22	31	0	34-10-2	75	0	56-106	1-1	10-78	0	20:13	1-15
North Alabama	18	43	113	0	31-15-2	179	0	74-292	1-1	8-72	3	34:17	4-15
Tennessee-Martin	14	29	50	1	31-12-1	141	0	60-191	0-0	7-91	7	25:43	3-15
North Alabama	17	39	145	1	28-13-1	218	2	67-363	1-0	7-71	27	29:34	5-15
Jacksonville State	17	54	216	3	18-8-0	149	0	72-365	1-1	5-45	29	30:26	4-16
North Alabama	11	34	155	1	16-7-1	115	0	50-270	4-4	4-27	9	24:35	2-11
Troy State	20	64	242	4	17-11-0	128	1	81-370	2-2	4-26	38	35:25	13-21
North Alabama	11	43	109	1	16-5-1	105	1	59-214	1-0	10-69	21	30:15	4-15
Livingston	21	35	137	0	42-20-4	224	2	77-361	2-0	5-59	17	29:45	4-16
North Alabama	20	55	349	4	15-8-1	109	1	70-458	4-3	7-82	35	32:23*	3-12
West Georgia	20	40	174	1	33-15-0	232	2	73-406	4-3	7-67	37	27:37	10-18
North Alabama	14	40	127	0	27-13-3	127	1	67-254	1-1	7-64	7	30:27	7-15
Valdosta State	14	53	166	1	15-6-0	156	2	68-322	0-0	2-15	24	29:33	6-15

UNA GAME CAPTAINS:
vs. Miles College: Tony Shirley, Roland Wilson, Kirk Ethridge, Charles Johnson
vs. Mississippi College: Chris Evans, Glenn Ivy, Eric Conner, Chris Shaw
vs. Livingston: Tony Shirley, Roland Wilson, Charles Johnson, Kirk Ethridge
vs. Delta State: Chris Evans, Eric Conner, Kirk Ethridge, Glenn Ivy
vs. Alabama A&M: Steve Eger, Scott DeMott, Marvin Marsh
vs. Tennessee-Martin: Tony Shirley, Kirk Ethridge, Kelvin Washington, Roland Wilson, Jay Broadfoot, Chris Evans, Barry Banks, Chris Shaw, Glenn Ivy, Eric Conner, David Smith
vs. Jacksonville State: Jay Broadfoot, Jeff Edwards, Barry Banks, Marvin Marsh
vs. Troy State: Eric Files, Wendell Phillips, Stevie Hobbs, Terry Corum
vs. Livingston: Felix Baxter, Stevie Hobbs, Eric Conner, Kirk Ethridge
vs. West Georgia: Stevie Hobbs, Chris Shaw, Marvin Marsh, Anthony Simpson
vs. Valdosta State: Kirk Ethridge, Eric Conner, Tony Shirley, Chris Shaw, Jay Broadfoot, Chris Evans, Barry Banks, Glenn Ivy

Harlon Hill Trophy

HONORING THE TOP COLLEGE FOOTBALL PLAYER IN THE NCAA DIVISION II

Creation of the Trophy:

The top player in college football each season has long been honored with the presentation of the Heisman Trophy.

An award symbolic of the best.

But while that award may have recognized the top player in the NCAA, no one playing at a school below the Division I level had ever received recognition for their accomplishments in the voting.

Players like Walter Payton, Neil Lomax, Ken O'Brien, John Stallworth and others played in the NCAA Division II, but would have never achieved recognition, had they not gone on to outstanding careers in professional football.

That began to change last year, however, when a group of Shoals area residents, with the sponsorship of Coca-Cola and Herff-Jones, Inc., worked to establish the Harlon Hill Trophy — to be presented each year to the top player in the NCAA Division II.

The originators of the award didn't feel that accomplishments in professional football should have to be the measuring stick for talent in Division II. So the award was created to honor players whose achievements have placed them among the top players to ever play the game.

The Harlon Hill Trophy is an award that will be given annually to the player selected as the "best" in Division II by the sports information directors at the 112 Division II schools which play football and will be presented during the week of the NCAA Division II Football Championship Game here in the Shoals.

Harlon Hill

A native of Killen, Ala., Harlon Hill is a prime example of the unknown small college player with tremendous talents, who went on to greatness in the National Football League — competing with the top players in the game.

A small college All-American receiver at Florence State Teachers College (now the University of North Alabama), Hill was drafted in the 15th round of the NFL draft by the Chicago Bears — a team willing to take a chance on a player that scout Clark Shaughnessy only heard about from a man in the press box at the annual Blue-Gray Classic in Montgomery.

The Bears didn't have to wait long for the skinny boy from Florence State to make their gamble pay off, however.

In 1954, Hill caught 45 passes for 1,124 yards and 12 touchdowns and was named National Football League Rookie of the Year. The following year he caught 42 passes for 789 yards and nine touchdowns and was the first recipient of the Jim Thorpe Trophy as the NFL Most Valuable Player.

In nine years in the NFL, Hill caught 233 passes for 4,717 yards and 40 touchdowns and is still regarded as one of the greatest receivers to ever play the game.

The 52-year-old Hill now serves as principal at Brooks High School in Killen, only a few miles from Florence.

Harlon Hill during his days at UNA (left) and later as an All-Pro with the Chicago Bears.

The Harlon Hill Trophy, created by Herff-Jones Inc., is 30 inches tall and weighs 63 pounds. The football is a life-size replica of a real football and sits on a solid walnut base.

NDSU quarterback Jeff Bentrim led the Bison to three national titles in four years and walked off with the first Harlon Hill Trophy at the Division II Championship Banquet held at UNA.

1986 Nominees

A total of 26 players were nominated nationwide for the first Harlon Hill Trophy voting with the top two vote-getters in each of four NCAA regions advancing to the final ballot.

In the East, only two players were nominated — California-Pennsylvania defensive back Robert McDonough and Kutztown runningback Paul Magistro.

In the South, there were seven nominees, including Tuskegee quarterback Tony Carroll, North Alabama runningback Marvin Marsh, Troy State quarterback Mike Turk, Livingston defensive lineman Kenny Littles, North Carolina Central quarterback Earl Harvey, Fort Valley State linebacker Greg Lloyd and Central Florida receiver Teddy Wilson.

Midwest Region nominees included Texas A&I runningback Johnny Bailey, quarterback Ned Cox of Angelo State, split end Russell Evans of Northeast Missouri State, wide receiver Cedric Gordon of Ferris State, quarterback Rex Lamberti of Abilene Christian, quarterback Tod Mayfield of West Texas State, punter-kicker Vince Mazza of Ashland, runningback Terry Morrow of Central State of Ohio and quarterback Dave Walter of Michigan Tech.

In the West, nominees were linebacker Keith Coleman of Nebraska-Omaha, quarterback Jeff Bentrim of North Dakota State, quarterback Scott Jones of South Dakota, runningback Mike Kane of California State-Northridge, quarterback Chris Petersen of California-Davis, wide receiver Jeff Tiefenthaler of South Dakota State, runningback Corey Veech of Minnesota-Duluth and quarterback Craig Wallis of California State-Chico.

That group was narrowed to eight finalists — Bentrim and Tiefenthaler from the West, Turk and Harvey from the South, Magistro and McDonough from the East and Walter and Bailey from the Midwest.

Bemtrim takes award

A senior from Andover, Minn. North Dakota State quarterback Jeff Bentrim claimed the first Harlon Hill Trophy with 133 total points and 32 first-place votes.

During his career, Bentrim quarterback NDSU to a 39-4 record as a starter and three Division II National Championships.

He broke Walter Payton's Division II career touchdown mark with 64, led Division II in scoring three consecutive years, finished as the school's all-time leading rusher and scorer and led the Bison into the Division II title game four consecutive years.

Vote Totals

Pts	Player	1st
133	Jeff Bentrim, NDSU	32
109	Johnny Bailey, Tex. A&I	20
70	Jeff Tiefenthaler, SDSU	4
41	Dave Walter, Mich. Tech	4
32	Earl Harvey, NCCU	5
26	Mike Turk, Troy State	4
22	Paul Magistro, Kutztown	4
11	Robert McDonough, Cal-Pa	1

Braly Municipal Stadium

Braly Municipal Stadium is recognized across the nation as one of the top college football facilities in the NCAA Division II.

The 14,500 seat stadium has been the site of numerous University of North Alabama football victories and has served as host for six NCAA playoff games. In every NCAA playoff game that UNA has participated in except one, the Lions, and Braly Municipal Stadium, have been chosen as the host. The only playoff game UNA didn't host was at a pre-determined site — the 1985 Division II Championship Game in McAllen, Tex.

But last season, Braly Municipal Stadium began hosting the NCAA Division II Championship Game as well, and will host it for at least the next two years.

The UNA Lions have a 44-14-3 record in Braly Municipal Stadium under Wayne Grubb and have a 23-3-2 record in regular-season games at home over the last five years.

Renovated in 1980, the stadium now seats 14,500 and has a playing surface to rival any in the country. It's foundation is comprised of sand which enables the field to withstand six inches of rain at one time without altering the footing.

In addition, Braly Municipal Stadium features two ultra-modern dressing rooms, concession stands, restrooms and a three-level press box. The first level can hold up to 30 sports writers in the press room, and there is a VIP Suite where UNA President Dr. Robert Guillot can entertain guests. The second level houses coaching staffs from both schools, the public address announcer, the clock operator and both home and visiting radio crews. The third floor is used by television and film crews.

Another of the UNA football facilities is the Flowers Hall Annex, which provides almost 18,000 square feet of space for the Lions' football program, with coaches' offices, equipment rooms, film rooms and indoor practice facility, a modern weight room and a racquetball court all open for use.

Spacious dressing rooms, a sauna, walk-in whirlpool and an expanded training room and other extras give UNA plenty of room to supervise the care of its student athletes.

The UNA athletic facilities have kept pace with the Lions' athletic program as UNA continues to prove it has one of the premiere programs in the country.



1987
NCAA Division II
Championship
Dec. 12
Braly Municipal
Stadium

BRALY MUNICIPAL STADIUM RECORDS

WIDEST MARGIN OF VICTORY: 52, UNA 52, Livingston 0, 1955

WIDEST MARGIN OF DEFEAT: 41, UNA 0, Troy State 41, 1968

MOST POINTS SCORED BY UNA: 63 vs. Southeast Missouri (13), 1956

MOST POINTS SCORED BY OPPONENT: 56 by Eastern Illinois (UNA 31), 1980 NCAA Division II playoff semifinal

MOST POINTS SCORED BY BOTH TEAMS: 87, UNA 31, Eastern Illinois 56, 1980

MOST INDIVIDUAL YARDS RUSHING, UNA: 201 by Morris Turrell vs. West Georgia, 1986

MOST INDIVIDUAL YARDS PASSING, UNA: 287 by Rusty Towery vs. Delta State, 1983

LONGEST RUN FROM SCRIMMAGE, UNA: 94 by Brub Hamilton vs. Henderson State, 1955

LONGEST PASS PLAY, UNA: 87 from Randy Elmore to Bobby Joe Pride vs. Arkansas Tech, 1971

LONGEST FIELD GOAL, UNA: 51 by James Knowles vs. Livingston, 1985

MOST HOME WINS IN A SEASON: 8, 1985 season (8-0-0)

LONGEST STADIUM WIN STREAK: 15 games, 1952-1955

LONGEST REGULAR SEASON STADIUM UNBEATEN STREAK: 24 games, 1982-1986

LAST TIME UNA LOST AT HOME: Nov. 15, 1986, 37-35 to West Georgia College

LAST TIME UNA WAS SHUTOUT AT HOME: Oct. 21, 1978, 17-0 to Troy State. UNA has scored in its last 52 consecutive games at Braly Municipal Stadium

ALL-TIME FOOTBALL RESULTS AT HOME AND ON THE ROAD

Year	Overall	Home	Road
1949	4-5-0	3-3-0	1-2-0
1950	5-4-0	4-1-0	1-3-0
1951	6-3-0	4-1-0	2-2-0
1952	8-1-0	3-1-0	5-0-0
1953	6-1-1	4-0-0	2-1-1
1954	8-2-0	5-0-0	3-2-0
1955	7-3-0	4-0-0	3-3-0
1956	6-3-0	4-2-0	2-1-0
1957	6-4-0	4-2-0	2-2-0
1958	4-5-0	3-3-0	1-2-0
1959	5-4-1	2-2-0	3-2-1
1960	7-3-0	4-1-0	3-2-0
1961	7-3-0	4-2-0	3-1-0
1962	5-4-1	3-1-0	2-3-1
1963	3-5-2	2-1-2	1-4-0
1964	2-6-1	2-2-0	0-4-1
1965	4-6-0	1-4-0	3-2-0
1966	4-4-1	2-2-1	2-2-0
1967	2-6-1	2-3-0	0-3-1
1968	5-5-0	3-3-0	2-2-0
1969	5-4-0	3-1-0	2-3-0
1970	5-5-0	3-2-0	2-3-0
1971	1-10-0	1-3-0	0-7-0
1972	2-9-0	1-4-0	1-5-0
1973	4-6-0	3-2-0	1-4-0
1974	4-6-0	2-2-0	2-4-0
1975	6-4-0	3-2-0	3-2-0
1976	4-5-1	2-2-1	2-3-0
1977	5-5-0	2-3-0	3-2-0
1978	7-2-1	2-1-1	5-1-0
1979	6-5-0	4-2-0	2-3-0
1980	10-2-0	6-2-0	4-0-0
1981	8-2-0	4-2-0	4-0-0
1982	7-3-0	5-0-0	2-3-0
1983	11-1-1	7-1-0	4-0-1
1984	7-1-3	4-0-2	3-1-1
1985	12-2-0	8-0-0	4-2-0
1986	4-7-0	2-4-0	2-3-0

TOTALS: Overall 212-156-14
At Home 125-67-7
On the Road 87-89-7

1987 Preview

For the first time in more than a decade, the University of North Alabama will approach a football season on the heels of a losing campaign.

But the thoughts of a 4-7 record in 1986 began to fade in the spring as the Lions went through an enthusiastic spring training and emerged ready to take on a new challenge — to regain a position of prominence in the Gulf South Conference and the NCAA Division II.

Coming off a 12-2 record in 1985 and a runner-up spot in the Division II playoffs, UNA was desimated by injuries early in the 1986 season and was forced to play numerous freshmen and other inexperienced players.

But those players give UNA an experienced lineup for 1987 that could put the Lions back in contention for league honors.

"There's no doubt that a certain amount of complacency set in last year after the kind of year we had in 1985," said UNA head coach Wayne Grubb. "You know that will happen sometimes and there's no sure-fire way of preventing it. The bad thing was to realize you had people with talent who can do it, but didn't.

"Every year is a new challenge and we needed a change of attitude from last year. We're looking to start all over, and our players showed they were ready with the tremendous enthusiasm and attitude they demonstrated in the spring."

UNA has posted the winningest record of any college football team in the Gulf South Conference and the state of Alabama during the 1980s and the Lions hope to maintain that success in 1987.

UNA returns 29 lettermen, including 15 starters from 1986, but no job is certain, according to Grubb.

"After the year we had last year, the players have been hungry because they know what is at stake," he said. "Last year humbled us a little. Now the players know success doesn't come at the snap of a finger and they have worked hard to get us back on top."

OFFENSE

Lettermen Returning: 15
Lettermen Lost: 11
Starters Returning: 7

On offense, the Lions are pretty well intact with the skill people returning, including starting quarterback Lonnie Mister, leading rusher Marvin Marsh and top receiver Stevie Hobbs.

Mister, a senior from Morehead City, N.C., came on to gain a starting role in UNA's final five games of the 1986 season and held that starting position in the spring, despite strong challenges from sophomore transfer Tommy Compton from Southern Mississippi and junior Tim Garner of Gordo.

Garner was UNA's starting quarterback in 1985 and started the first three games of the 1986 season.

Marsh, a senior from Gadsden, became UNA's first 1,000-yard rusher in 26 years and only the third in school history when he gained 1,106 yards last year to lead the GSC. He also led UNA in scoring with 10 touchdowns.

He held his starting spot through the spring but was pushed hard by transfer Mark Humphrey. A former quarterback, Humphrey transferred from Auburn University and had a strong spring, rushing for a game-high 84 yards on eight carries in UNA's intra-squad game.

Hobbs, a senior from Mendenhall, Miss., led the Lions with 29 catches for 462 yards and three touchdowns last year and heads an experienced group of receivers that includes Tony Morrow, who had 14 catches for 238 yards, and Derrick Coffey, who had 10 for 136.

At tight end, UNA is inexperienced but has plenty of talented players in contention for the starting spot.

Sophomore Bennie Jennings finished spring drills on top and had a strong spring game. But Mike Marsh and Kerry Buchanan, who both made the switch from quarterback, should also push for playing time.

Fullback will be a question mark entering the season because all four players listed at fullback are newcomers.

Daryl Turner finished spring drills fighting for the top spot with Derrick Collier, who later became ineligible.

That leaves Turner to battle Ken Higginbotham, Johnny Brown and Auronda Murry for the starting tailback duties.

On the line, center Terry Corum, tackle John Douglass and guard David Wyatt are returning starters. Derron Carter also has starting experience but missed spring drills with an injury.

Help will be needed early on the line but the Lions should have the personnel to handle it.

DEFENSE

Lettermen Returning: 14
Lettermen Lost: 16
Starters Returning: 8

Over the last five years the UNA defense has been among the most productive in Division II and has helped key the Lions' successes in the 1980s.

But the Lions are leaving the 4-3 scheme that has been so successful to return to a five-man approach.

"We've had a lot of success with the 4-3 but it's in our best interest to change to the 50-defense," said Grubb. "The strength of our defense is better suited to a five-man front. We've got more experience there than at any other area on defense."

With the restructuring of the defense and the return of a couple of players who missed the 1986 season, several of UNA's returning starters lost their starting spots in the spring.

Steve Eger retained his starting tackle spot from last season, but other 1986 starters Riley Neal, Shawn Lee and Eric Files finished spring drills as back-ups.

Harry Greene, who missed the 1986 season, earned a starting tackle spot after switching from tight end, and his twin brother Harold, who started in 1983-85, should be back for his senior season in the fall to strengthen the attack.

Sophomore Henry Thomas took over at nose tackle, with Lee as the back-up.

Other returning defensive starters include sophomore Felix Baxter at linebacker, senior Wendell Phillips at strong safety and sophomore Sedric Barnett and junior Jeff Smith at the cornerbacks.

Sophomore Phil Drummond finished as the top strong safety to round out the secondary.

Baxter finished with 39 tackles a year ago after claiming a starting spot as a freshman and leads a young group of linebackers that includes sophomore Ambria Fleming, junior Terrence Humphrey and freshman James Davis at the other starting positions.

Phillips has all-conference and All-America potential and finished as UNA's second leading tackler last season with 89 total stops. He also led the team with five interceptions.

Barnett and Smith gained valuable experience last season and finished strong.

KICKING

UNA returns punter Scott DeMott, who earned second-team All-Gulf South Conference and Honorable Mention All-American honors last season.

DeMott punted 72 times for 2,167 yards and a 40.9 average per kick. He had two punts blocked.

Freshmen Mike Turner and Ken Yarbrough finished the spring fighting for the starting place-kicking duties.

Each finished strong, with Turner kicking four extra points and a 48-yard field goal in UNA's spring game, while Yarbrough made three PATs and hit on a 36-yard field goal.

Lion Opponents

Miles College

James Owen

Jimmy Hardy

SEPTEMBER 5
Braly Municipal Stadium
Florence, Ala. 7:00 PM

Location: Birmingham, Alabama
Enrollment: 850
President: Leroy Johnson
Athletic Director: Zachariah Humphrey
Colors: Purple and Gold
Nickname: Golden Bears
Conference: Southern Intercollegiate Athletic Association
Affiliation: NCAA III
Stadium: Fair Park (7,000)
Head Coach: James Owen
Alma Mater: Auburn
Record at MC: 0-11-0 (1 year)
Overall Record: 0-11-0 (1 year)
Last Year's Record: 0-11-0
Conference Record: 0-5-0 (Third)
Coach's Office Phone: (205) 923-2771
Best Time to Call: Mornings
Assistant Coaches: Defensive Coordinator Willie Ford, Defensive Backs Tom Trek, Offensive Backs Jonathan Stokes, Offensive Coordinator Anthony Carvey, Offensive Line Reese McCall
Sports Info. Director: Reginald McDaniel
SID Office Phone: (205) 923-2771
Lettermen Returning: 15
Lettermen Lost: 7
Starters Returning: 13 (6 offense, 7 defense)
Offensive System: Pro I
Defensive System: 5-2
Series vs. UNA: 0-5-0

1987 SCHEDULE

Sept. 5 at North Alabama
Sept. 12 at Lane College
Sept. 19 Albany State
Sept. 26 Arkansas-Monticello
Oct. 3 at Livingston
Oct. 17 at Kentucky State
Oct. 24 Knoxville College
Oct. 31 at Arkansas-Pine Bluff
Nov. 7 at Tuskegee
Nov. 14 at Knoxville College

1986 RESULTS

at Middle Tenn. St. 0-47
at North Alabama 20-48
Lane College 3-7
at Albany State 7-42
at Bishop.....13-41
Knoxville College.....12-49
Clark College 0-15
at Lane College 6-20
at Knoxville College 3-7
at Morehouse 30-36
at Tuskegee 6-35

SERIES HISTORY
(UNA Leads Series 5-0-0)

Year	UNA	MC	Year	UNA	MC
1982	45	6	1985	40	0
1983	38	0	1986	48	20
1984	28	0			

Virginia State University

George Moody

SEPTEMBER 12
Braly Municipal Stadium
Florence, Ala. 7:00 PM

Location: Petersburg, Virginia
Enrollment: 3,800
President: Dr. Wilbert Greenfield
Athletic Director: Dr. Leon Wright Bey
Colors: Orange and Blue
Nickname: Trojans
Conference: Central Intercollegiate Athletic Association
Affiliation: NCAA II
Stadium: Rogers (13,500)
Head Coach: George Moody
Alma Mater: Virginia State (1960)
Record at VSU: 25-34-1 (6 years)
Overall Record: 25-34-1 (6 years)
Last Year's Record: 6-4-0
Conference Record: 5-2-0 (2nd in North)
Coach's Office Phone: (804) 520-6251
Best Time to Call: Mornings
Assistant Coaches: Offensive Line Ben Eaton, Receivers Barry Brown, Backs Arrington Jones, Defensive Backs Mark Robinson, Defensive Line Kevin Patterson
Sports Info. Director: Wallace Dooley
SID Office Phone: (804) 520-6100
SID Home Phone: (804) 862-9512
Lettermen Returning: 35
Lettermen Lost: 9
Starters Returning: 15 (6 offense, 9 defense)
Returning Statistical Leaders: Dan Boyton (RB), 553 yds on 92 att, 5 TDs; Rudy Elliott (QB), 54-103-5, 818 yds, 5 TDs; Mike Davis (WR), 30 catches, 603 yds, 4 TDs; Kent Grant (LB), 111 tackles, Virnest Beale (DB), 89 tackles, 7 int.
Offensive System: Wing-T
Defensive System: Multiple
Series vs. UNA: First Meeting

1987 SCHEDULE	1986 RESULTS
Sept. 5 W.V. State	at Winston-Salem St. 7-44
Sept. 12 at North Alabama	at Cheyney 20-0
Sept. 19 at Johnson C. Smith	at Fayetteville St.....50-13
Sept. 26 at St. Paul's	St. Paul's.....21-7
Oct. 3 Livingstone	at Elizabeth City St. 38-7
Oct. 10 Elizabeth City St.	Johnson C. Smith 7-13
Oct. 17 at Howard	Howard University 13-28
Oct. 24 District of Columbia	at Virginia Union 30-34
Oct. 31 Virginia Union	Norfolk State 23-14
Nov. 7 at Norfolk State	Hampton 41-14
Nov. 14 at Hampton	

SERIES HISTORY
(First Meeting)

Mississippi College

John Williams

Allen Hickman

SEPTEMBER 19
Robinson-Hale Stadium
Clinton, Miss. 7:00 PM

Location: Clinton, Mississippi
Enrollment: 3,600
President: Dr. Lewis Nobles
Athletic Director: John Williams
Colors: Navy Blue and Old Gold
Nickname: Choctaws
Conference: Gulf South
Affiliation: NCAA II
Stadium: Robinson-Hale (8,000)
Head Coach: John Williams
Alma Mater: Mississippi College (1957)
Record at MC: 87-65-4 (16 years)
Overall Record: 87-65-4 (16 years)
Last Year's Record: 7-4-0
Conference Record: 5-3-0 (Third)
Coach's Office Phone: (601) 925-3341
Best Time to Call: Mornings
Assistant Coaches: Offensive Coordinator Terry McMillan, Defensive Coordinator Ricky Herzog, Defensive Coach Charlie Coles, Defensive Line Hap Hudson, Receivers Tom Gladney
Sports Info. Director: Norman Gough
SID Office Phone: (601) 925-3255
SID Home Phone: (601) 924-5115
Lettermen Returning: 31
Lettermen Lost: 21
Starters Returning: 13 (6 offense, 7 defense)
Returning Statistical Leaders: Wally Henry (QB), 159-266-12, 1,746 yds, 8 TDs; Curtis Potter (RB), 723 yds on 143 att, 6 TDs; Prentiss Baker (RB), 483 yds on 121 att, 8 TD; Darrell Hopkins (LB), 94 tackles; Terry Fleming (NG), 75 tackles
Offensive System: Multiple
Defensive System: Multiple
Series vs. UNA: 10-9-2

1987 SCHEDULE	1986 RESULTS
Sept. 12 at Arkansas State	Southeast Missouri 27-30
Sept. 19 North Alabama	at North Alabama 21-6
Sept. 26 West Texas State	Arkansas-Monticello 42-7
Oct. 3 at UT-Martin	at West Texas St. 34-24
Oct. 10 Jacksonville St.	Tennessee-Martin 28-3
Oct. 17 at Troy State	at Jacksonville St. 28-14
Oct. 24 Livingston	Troy State 0-10
Oct. 31 at West Georgia	at Livingston.....16-14
Nov. 7 Valdosta State	West Georgia 30-14
Nov. 14 at S.E. Missouri	at Valdosta State 10-21
Nov. 21 at Delta State	Delta State 10-21

SERIES HISTORY
(MC Leads Series 10-9-2)

Year	UNA	MC	Year	UNA	MC
1963	0	0	1976	34	20
1964	0	3	1977	0	28
1965	7	21	1978	30	0
1966	14	7	1979	10	17
1967	22	28	1980	28	22
1968	35	14	1981	37	23
1972	6	14	1982	20	28
1973	7	26	1983	28	0
1974	30	23	1984	24	24
1975	41	14	1985	14	17
			1986	6	21

Delta State University

Jim Parker

Gwaine Matthews

OCTOBER 3
Braly Municipal Stadium
Florence, Ala. 7:00 PM

Location: Cleveland, Mississippi
Enrollment: 3,600
President: Dr. Kent Wyatt
Athletic Director: Dr. Brad Hovious
Colors: Green and White
Nickname: Statesmen
Conference: Gulf South
Affiliation: NCAA II
Stadium: Parker Field (8,000)
Head Coach: Jim "Red" Parker
Alma Mater: Arkansas A&M (1953)
Record at DSU: 28-22-3 (5 years)
Overall Record: 121-103-7 (22 years)
Last Year's Record: 6-4-1
Conference Record: 4-3-1 (Tie Fourth)
Coach's Office Phone: (601) 846-4292
Best Time to Call: Mornings
Assistant Coaches: Defensive Coordinator Don Skelton, Offensive Line Joe Wickline, Defensive Line Rufus Williams, Tight Ends Todd Knight, Receivers Britt Stender, Strength Chuck Okey
Sports Info. Director: Jody Correro
SID Office Phone: (601) 846-4677
SID Home Phone: (601) 846-4133
Lettermen Returning: 34
Lettermen Lost: 19
Starters Returning: 19 (8 offense, 11 defense)
Returning Statistical Leaders: Londale Bankston (RB), 791 yds on 148 att, 3 TDs; Rodney Hughes (WR), 16 catches, 279 yds, 1 TD; Willie Greene (DT), 58 tackles; Jamey Dye (DT), 53 tackles, 3 int.
Offensive System: Veer
Defensive System: Multiple
Series vs. UNA: 13-13-1

1987 SCHEDULE	1986 RESULTS
Sept. 5 at SIU-Carbondale	Southern Arkansas 28-13
Sept. 12 at Southern Arkansas	at N.W. Louisiana 10-29
Sept. 26 S.E. Missouri State	at S.E. Missouri 28-21
Oct. 3 at North Alabama	North Alabama 27-24
Oct. 10 Tennessee-Martin	at Tennessee-Martin 38-19
Oct. 17 at Jacksonville St.	Jacksonville State 14-14
Oct. 24 Troy State	at Troy State 13-31
Oct. 31 at Livingston	Livingston 15-27
Nov. 7 West Georgia	at West Georgia 42-27
Nov. 14 at Valdosta State	Valdosta State 8-31
Nov. 21 Mississippi College	at Miss. College 21-10

SERIES HISTORY
(Series is Even 13-13-1)

Year	UNA	DSU	Year	UNA	DSU
1960	0	12	1973	21	18
1961	9	6	1974	10	26
1962	14	26	1975	9	21
1963	20	17	1976	20	17
1964	14	34	1977	28	21
1965	7	16	1978	17	7
1966	21	32	1979	30	7
1967	18	28	1980	45	7
1968	16	24	1981	41	7
1969	10	16	1982	27	19
1970	13	26	1983	53	33
1971	10	17	1984	7	7
1972	17	7	1985	12	3
			1986	24	27

Alabama A&M University

Ray Greene

Terrance Brown

OCTOBER 10
Joe Davis Stadium
Huntsville, Ala. 7:30 PM

Location: Normal, Alabama
Enrollment: 4,200
President: Dr. Douglas Covington
Athletic Director: Gene Bright and Ray Greene
Colors: Maroon and White
Nickname: Bulldogs
Conference: Southern Intercollegiate Athletic Association
Affiliation: NCAA II
Stadium: Joe W. Davis (10,200)
Head Coach: Ray Greene
Alma Mater: Akron (1962)
Record at A&M: 38-21-4 (6 years)
Overall Record: 41-29-4 (7 years)
Last Year's Record: 5-4-2
Conference Record: 2-3-2 (Sixth)
Coach's Office Phone: (205) 859-7362
Best Time to Call: Mornings
Assistant Coaches: Offensive Backs Eddie Sherrod, Receivers Walter Tullis, Tight Ends Dwight Scales, Offensive Line Andrew Lee, Defensive Line Freddie Jones, Linebackers William Gray, Secondary Brawnski Towns
Sports Info. Director: Wallace Jackson
SID Office Phone: (205) 859-7486
SID Home Phone: (205) 830-06848
Lettermen Returning: 41
Lettermen Lost: 14
Starters Returning: 17 (9 offense, 8 defense)
Returning Statistical Leaders: Terrance Brown (QB), 68-161-11, 806 yds, 8 TDs; Rodney Davis (RB), 393 yds on 113 att., Allen Moore (SE), 24 catches, 361 yds
Offensive System: Multiple
Defensive System: Multiple
Series vs. UNA: 2-9-1

1987 SCHEDULE	1986 RESULTS
Sept. 5 Miss. Valley St.	at Miss. Valley 21-42
Sept. 12 at Jacksonville St.	Jacksonville St. 14-7
Sept. 19 Savannah State	at Savannah St. 7-3
Sept. 26 at Albany State	Albany State 7-21
Oct. 10 North Alabama	at North Alabama 0-26
Oct. 17 Ft. Valley St.	at Ft. Valley St. 28-12
Oct. 24 at Morris Brown	Morris Brown 13-13
Oct. 31 Alabama State	Alabama State 20-17
Nov. 7 at Clark College	Central St. (Ohio) 10-10
Nov. 14 Tuskegee	at Tuskegee 8-23
Nov. 21 Tennessee State	at Tennessee St. 7-6

SERIES HISTORY
(UNA Leads Series 9-2-1)

Year	UNA	A&M	Year	UNA	A&M
1975	48	29	1981	32	20
1976	47	21	1982	38	17
1977	28	7	1983	20	20
1978	40	16	1984	26	12
1979	3	6	1985	6	3
1980	28	32	1986	26	0

University of Tennessee-Martin

Don McLeary

Paul Randolph

OCTOBER 17
Pacer Stadium
Martin, Tenn. 2:00 PM

Location: Martin, Tennessee
Enrollment: 5,000
Chancellor: Dr. Margaret N. Perry
Athletic Director: Ray Mears
Colors: Blue, Orange and White
Nickname: Pacers
Conference: Gulf South
Affiliation: NCAA II
Stadium: Pacer (7,500)
Head Coach: Don McLeary
Alma Mater: Tennessee (1970)
Record at UTM: 3-8-0 (1 year)
Overall Record: 13-16-0 (3 years)
Last Year's Record: 3-8-0
Conference Record: 2-6-0 (Tie Sixth)
Coach's Office Phone: (901) 587-7670
Best Time to Call: 10 a.m.-Noon
Assistant Coaches: Offensive Coordinator, Backs and Receivers Todd Berry, Linebackers Jeremiah Davis, Offensive Line Denver Johnson, Defensive Coordinator and Line Larry Shanks
Sports Info. Director: Lee Wilmot
SID Office Phone: (901) 587-7630
SID Home Phone: (901) 587-9811
Lettermen Returning: 38
Lettermen Lost: 14
Starters Returning: 14 (10 offense, 4 defense)
Returning Statistical Leaders: Trey Sikes (QB), 136-231-9, 1,554 yds, 10 TDs; William Mackall (WR), 63 catches, 655 yds, 4 TDs; John Burch (RB), 571 yds on 101 att, 5 TDs; Paul Randolph (DT), 124 tackles; Orlando Miles (LB), 98 tackles
Offensive System: "Run and Shoot"
Defensive System: 4-3
Series vs. UNA: 11-16-1

1987 SCHEDULE	1986 RESULTS
Sept. 5 at Murray State	Lane College 52-11
Sept. 12 Austin Peay	at Austin Peay 0-36
Sept. 19 at S.E. Missouri	S.E. Missouri 29-37
Sept. 26 at Valdosta State	Valdosta State 24-49
Oct. 3 Miss. College	at Miss. College.....3-28
Oct. 10 at Delta State	Delta State 19-38
Oct. 17 North Alabama	at North Alabama 7-3
Oct. 31 at Jacksonville St.	Jacksonville St. 20-30
Nov. 7 Troy State	at Troy State.....30-50
Nov. 14 at Livingston	Livingston 48-25
Nov. 21 West Georgia	at West Georgia.....33-39

SERIES HISTORY
(UNA Leads Series 16-11-1)

Year	UNA	UTM	Year	UNA	UTM
1949	53	0	1973	16	17
1960	21	20	1974	42	10
1961	17	14	1975	30	20
1962	31	8	1976	7	31
1963	2	27	1977	13	31
1964	8	0	1978	38	17
1965	17	14	1979	9	10
1966	18	24	1980	26	17
1967	0	22	1981	37	10
1968	37	17	1982	33	10
1969	51	7	1983	35	7
1970	7	35	1984	10	10
1971	7	20	1985	38	7
1972	16	21	1986	3	7

Jacksonville State University

Bill Burgess

Pat White

OCTOBER 24
Braly Municipal Stadium
Florence, Ala. 7:00 PM

Location: Jacksonville, Alabama
Enrollment: 7,000
President: Dr. Harold McGee
Athletic Director: Jerry Cole
Colors: Red and White
Nickname: Gamecocks
Conference: Gulf South
Affiliation: NCAA II
Stadium: Paul Snow (15,000)
Head Coach: Bill Burgess
Alma Mater: Auburn (1963)
Record at JSU: 8-10-2 (2 years)
Overall Record: 8-10-2 (2 years)
Last Year's Record: 5-4-1
Conference Record: 4-3-1 (Fourth)
Coach's Office Phone: (205) 231-5365
Best Time to Call: Mornings
Assistant Coaches: Offensive Coordinator Charlie Maniscalco, Offensive Line Roland Houston, Offensive Backs Mark Fleetwood, Receivers Jeff Bullen, Defensive Coordinator Eddie Garfinkle, Defensive Backs David Saunders, Linebackers Richard Koehler
Sports Info. Director: Mike Galloway
SID Office Phone: (205) 231-5377
SID Home Phone: (205) 435-1143
Lettermen Returning: 42
Lettermen Lost: 6
Starters Returning: 12 (7 offense, 5 defense)
Returning Statistical Leaders: Terry Thomas (RB), 610 yds, 133 att, 8 TDs; Pat White (QB), 394 yds rushing, 9 TDs, 6-12-2, 40 yds
Offensive System: Wishbone
Defensive System: Eight-Man Front
Series vs. UNA: 16-17-2

1987 SCHEDULE	1986 RESULTS
Sept. 5 at Newberry College	Newberry College 27-21
Sept. 12 Alabama A&M	at Alabama A&M 7-14
Sept. 26 at West Georgia	West Georgia 52-34
Oct. 3 Valdosta State	at Valdosta State 25-29
Oct. 10 at Miss. College	Mississippi College.....14-28
Oct. 17 Delta State	at Delta State 14-14
Oct. 24 at North Alabama	North Alabama 29-26
Oct. 31 Tennessee-Martin	at Tennessee-Martin 30-20
Nov. 14 Troy State	Troy State 43-45
Nov. 21 Livingston	at Livingston.....38-33

SERIES HISTORY
(UNA Leads Series 17-16-2)

Year	UNA	JSU	Year	UNA	JSU
1949	7	12	1969	23	18
1950	6	0	1970	28	55
1951	6	13	1971	7	60
1952	41	14	1972	20	39
1953	26	0	1973	12	42
1954	21	0	1974	28	24
1955	21	7	1975	21	14
1956	27	14	1976	7	28
1960	14	7	1977	20	24
1961	17	0	1978	14	19
1962	7	7	1979	28	14
1963	0	0	1980	35	28
1964	0	28	1981	14	21
1965	0	6	1982	10	28
1966	0	20	1983	24	21
1967	14	23	1984	34	13
1968	38	10	1985	23	10
			1986	26	29

Troy State University

Rick Rhoades

Mike Turk

OCTOBER 31
Memorial Stadium
Troy, Ala. 2:00 PM

Location: Troy, Alabama
Enrollment: 4,000
Chancellor: Dr. Ralph Wyatt Adams
Athletic Director: Robert Earl Stewart
Colors: Gray, Black and White
Nickname: Trojans
Conference: Gulf South
Affiliation: NCAA II
Stadium: Memorial (10,000)
Head Coach: Rick Rhoades
Alma Mater: Central Missouri (1970)
Record at TSU: 16-6-0 (2 years)
Overall Record: 16-6-0 (2 years)
Last Year's Record: 10-2-0
Conference Record: 8-0-0 (1st in GSC)
Coach's Office Phone: (205) 566-3000
Best Time to Call: Mornings
Assistant Coaches: Offensive Backfield Willie Slater, Offensive Line Chris Yeager, Defensive Line Johnny Williams, Linebackers Jeff McInerney, Secondary and Defensive Coordinator Robert Maddox
Sports Info. Director: Tom Ensey
SID Office Phone: (205) 566-3000
SID Home Phone: (205) 566-2038
Lettermen Returning: 38
Lettermen Lost: 15
Starters Returning: 17 (8 offense, 9 defense)
Returning Statistical Leaders: Mike Turk (QB), 56-95-2, 865 yds, 8 TD, 612 yds rushing on 119 att, 6 TD; Greg Harris (WR), 33 catches for 572 yds, 3 TD;
Offensive System: Wishbone
Defensive System: 52
Series vs. UNA: 16-22-0

1987 SCHEDULE	1986 RESULTS
Sept. 12 at Nicholls State	at West Texas St. 38-32
Sept. 19 West Texas St.	Nicholls State 25-26
Sept. 26 Livingston	Livingston 28-6
Oct. 3 West Georgia	at West Georgia.....34-21
Oct. 10 at Valdosta State	Valdosta State 45-10
Oct. 17 Mississippi College	at Miss. College.....10-0
Oct. 24 at Delta State	Delta State 31-13
Oct. 31 North Alabama	at North Alabama 38-9
Nov. 7 at Tennessee-Martin	Tennessee-Martin 50-30
Nov. 14 Jacksonville State	at Jacksonville St.....45-43
	NCAA Division II Playoffs
	Virginia Union 31-7
	at South Dakota.....28-42

SERIES HISTORY
(UNA Leads Series 22-16-0)

Year	UNA	TSU	Year	UNA	TSU
1949	6	19	1968	0	41
1950	0	19	1969	10	31
1951	31	6	1970	23	28
1952	29	6	1971	14	21
1953	26	6	1972	0	33
1954	28	6	1973	7	36
1955	30	7	1974	29	36
1956	27	6	1975	49	26
1957	41	14	1976	3	17
1958	20	14	1977	27	34
1959	34	14	1978	0	17
1960	38	0	1979	14	27
1961	14	8	1980	31	22
1962	27	6	1981	31	22
1963	8	7	1982	38	6
1964	7	21	1983	42	21
1965	35	16	1984	13	10
1966	35	34	1985	9	7
1967	19	21	1986	9	38

Livingston University

Sam McCorkle

Lorenzo Graham

NOVEMBER 7
Braly Municipal Stadium
Florence, Ala. 2:00 PM

Location: Livingston, Alabama
Enrollment: 1,500
President: Dr. Asa Green
Athletic Director: Dr. Jim Pate
Colors: Red and White
Nickname: Tigers
Conference: Gulf South
Affiliation: NCAA II
Stadium: Tiger Stadium (8,500)
Head Coach: Sam McCorkle
Alma Mater: Livingston (1973)
Record at LU: 9-13-0 (2 years)
Overall Record: 9-13-0 (2 years)
Last Year's Record: 3-8-0
Conference Record: 2-6-0 (Tie 6th)
Coach's Office Phone: (205) 652-9661
Best Time to Call: Mornings
Assistant Coaches: Defensive Coordinator Bill Patterson, Defensive Line Tim Moore, Linebackers Calvin Clark, Offensive Coordinator Ricky Seale, Offensive Line Kenny Jones, Receivers Chuck Fields
Sports Info. Director: Dee Outlaw
SID Office Phone: (205) 652-9661
SID Home Phone: (205) 652-2221
Lettermen Returning: 37
Lettermen Lost: 16
Starters Returning: 13 (6 offense, 7 defense)
Returning Statistical Leaders: Lorenzo Graham (RB), 595 yds, 135 att, 6 TDs; Kenneth Jones (QB), 88-178-11, 982 yds, 5 TDs; Bobby Williams (WR), 41 catches for 544 yds, 2 TDs; Steve Hyche (LB), 71 tackles
Offensive System: Multiple
Defensive System: 4-4
Series vs. UNA: 11-27-1

1987 SCHEDULE	1986 RESULTS
Sept. 3 at East Texas State	at East Texas State 2-9
Sept. 19 Valdosta State	at Western Kentucky....23-21
Sept. 26 Troy State	North Alabama (N).....3-14
Oct. 3 Miles College (N)	at Troy State.....6-28
Oct. 10 at West Georgia	West Georgia 28-17
Oct. 17 at Western Kentucky	at Valdosta State 12-17
Oct. 24 at Miss. College	Mississippi College.....14-16
Oct. 31 Delta State	at Delta State 27-15
Nov. 7 at North Alabama	North Alabama 17-21
Nov. 14 Tennessee-Martin	at Tennessee-Martin 25-48
Nov. 21 at Jacksonville St.	Jacksonville State 33-38

SERIES HISTORY
(UNA Leads Series 27-11-1)

Year	UNA	LU	Year	UNA	LU
1949	13	14	1968	28	7
1950	0	19	1969	17	13
1951	12	9	1970	21	14
1952	21	18	1971	0	31
1953	40	6	1972	6	17
1954	32	0	1973	13	12
1955	52	0	1974	16	28
1956	32	6	1975	7	14
1957	47	7	1976	24	27
1958	32	14	1977	42	9
1959	19	0	1978	19	7
1960	23	6	1979	6	0
1961	49	0	1980	20	3
1962	27	7	1981	9	19
1963	35	7	1982	3	14
1964	6	6	1983	15	12
1965	42	28	1984	28	35
1966	10	0	1985	17	0
1967	28	7	1986	14	3
			1986	21	17

West Georgia College

Frank Vohun


Stevie Young

NOVEMBER 14
Grisham Stadium
Carrollton, Ga. 2:30 PM (EST)

Location: Carrollton, Georgia
Enrollment: 6,100
President: Dr. Maurice Townsend
Athletic Director: Roger Kaiser
Colors: Red and Blue
Nickname: Braves
Conference: Gulf South
Affiliation: NCAA II
Stadium: Grisham (6,500)
Head Coach: Frank Vohun
Alma Mater: Florida State (1970)
Record at WGC: 9-12-0 (2 years)
Overall Record: 9-12-0 (2 years)
Last Year's Record: 4-7-0
Conference Record: 2-6-0 (Tie 6th)
Coach's Office Phone: (404) 834-1473
Best Time to Call: 1:30-3 p.m.
Assistant Coaches: Offensive Coordinator Don Jacobs, Defensive Coordinator Mike Bugar, Secondary Mike Pack, Offensive Line Bubba May, Defensive Line Ted Watson, Defensive Ends Pete Peterson, Offensive Backs Archie Donalson
Sports Info. Director: Dan Minish
SID Office Phone: (404) 834-1465
SID Home Phone: (404) 834-4375
Lettermen Returning: 40
Lettermen Lost: 17
Starters Returning: 14 (8 offense, 6 defense)
Returning Statistical Leaders: Stevie Young (RB), 678 yds, 179 att, 4 TD; John Strickland (WR), 26 catches for 379 yds, 9 TD; Trent Hattaway (LB), 151 tackles; Neal Gooch (LB), 149 tackles
Offensive System: Multiple
Defensive System: 40
Series vs. UNA: 1-3-0

1987 SCHEDULE

Sept. 12 at Georgia S.W.
Sept. 19 Clark College
Sept. 26 Jacksonville St.
Oct. 3 at Troy State
Oct. 10 Livingston
Oct. 17 at Central Florida
Oct. 24 at Valdosta State
Oct. 31 Miss. College
Nov. 7 at Delta State
Nov. 14 North Alabama
Nov. 21 at Tennessee-Martin

1986 RESULTS

Liberty	21-17
at Central Florida	21-34
Clark College	10-7
at Jacksonville St.	34-52
Troy State	21-34
at Livingston	17-28
Valdosta State	26-41
at Mississippi College	14-30
Delta State	27-42
at North Alabama	37-35
Tennessee-Martin	39-33

SERIES HISTORY
(UNA Leads Series 3-1-0)

Year	UNA	WGC	Year	UNA	WGC
1983	49	7	1985	19	14
1984	24	3	1986	35	37

Valdosta State College

Mike Cavan

Mark Dace

NOVEMBER 21
Braly Municipal Stadium
Florence, Ala. 1:30 PM

Location: Valdosta, Georgia
Enrollment: 6,700
President: Dr. Hugh C. Bailey
Athletic Director: Mike Cavan and Tommy Thomas
Colors: Red and Black
Nickname: Blazers
Conference: Gulf South
Affiliation: NCAA II
Stadium: Cleveland Field (11,738)
Head Coach: Mike Cavan
Alma Mater: Georgia (1972)
Record at VSC: 9-2-0 (1 year)
Overall Record: 9-2-0 (1 year)
Last Year's Record: 9-2-0
Conference Record: 7-1-0 (Second)
Coach's Office Phone: (912) 333-5844
Best Time to Call: Mornings
Assistant Coaches: Offensive Coordinator David McKnight, Defensive Coordinator Rusty Russell, Offensive Line George Collins, Secondary Jack Brinkley, Quarterbacks and Receivers Buck Belue, Defensive Line David Napert, Offensive Backs Willie McClendon; Linebackers Jim Lindsey
Sports Info. Director: Steve Roberts
SID Office Phone: (912) 333-5890
SID Home Phone: (912) 244-6560
Lettermen Returning: 25
Lettermen Lost: 27
Starters Returning: 12 (9 offense, 3 defense)
Returning Statistical Leaders: Erick Clark (RB), 565 yds, 118 att; Mark Dace (QB), 104-186-11, 1,435 yds, 16 TDs; Randy Fisher (WR), 46 catches for 753 yds, 10 TDs
Offensive System: Multiple
Defensive System: Multiple
Series vs. UNA: 1-4-0

1987 SCHEDULE

Sept. 11 Ft. Valley State
Sept. 19 at Livingston
Sept. 26 Tennessee-Martin
Oct. 3 at Jacksonville St.
Oct. 10 Troy State
Oct. 24 West Georgia
Oct. 31 at Savannah State
Nov. 7 at Miss. College
Nov. 14 Delta State
Nov. 21 at North Alabama

1986 RESULTS

at Ft. Valley State	17-0
at Central Florida	7-10
at Tennessee-Martin	49-24
Jacksonville St.	29-25
at Troy State	10-45
Livingston	17-12
at West Georgia	41-26
Savannah State	21-7
Mississippi College	21-10
at Delta State	31-8
North Alabama	24-7

SERIES HISTORY
(UNA Leads Series 4-1-0)

Year	UNA	VSC	Year	UNA	VSC
1982	53	7	1985	45	0
1983	27	0	1986	7	24
1984	35	24			

UNA Team Records

RUSHING

Most Net Yards Rushing
Game: 545 vs. Valdosta State (Away), 1982
Season: 2,861 in 13 games, 1983
Touchdowns Rushing
Season: 39 in 13 games, 1983

PASSING

Most Yards Gained
Game: 322 vs. Delta State (Home), 1983
Season: 2,087 in 13 games, 1983
Most Passes Attempted
Game: 46 vs. Henderson State (Away), 1969
Season: 273 in 13 games, 1983
Most Passes Completed
Game: 23 vs. Mississippi College (Home), 1973
Season: 143 in 13 games, 1983
Most Passes Had Intercepted
Game: 6 vs. Henderson State (Away), 1969
Season: 22 in 11 games, 1972
Highest Completion Percentage
Season: 59.3 in 10 games, 1981 (118 of 199)
Most Touchdown Passes
Game: 4 vs. Jacksonville State (Away), 1974 and vs. Southwest Missouri (Away), 1981
Season: 14 in 13 games, 1983

TOTAL OFFENSE

Most Yards Gained
Game: 641 vs. Valdosta State (Away), 1982
Season: 4,948 in 13 games, 1983
Most First Downs
Game: 30 vs. Delta State (Home), 1983
Season: 272 in 13 games, 1983
Most Yards Penalized
Season: 1,030 in 13 games, 1983
Fewest Yards Penalized
Season: 204 in nine games, 1958

SCORING

Most Points Scored
Game: 63 vs. Southeast Missouri (Home), 1956
Season: 418 in 13 games, 1983
Quarter: 28 vs. Louisiana College (Home), 1968 and vs. Valdosta State (Away), 1982
Most Touchdowns
Game: 9 vs. Southeast Missouri (Home), 1956
Season: 55 in 13 games, 1983

PUNTING

Most Punts
Game: 13 vs. Troy State (Away), 1969
Season: 90 in 14 games, 1985
Fewest Punts
Season: 30 in nine games, 1958
Most Yards Punted
Game: 515 vs. Troy State (Away), 1969
Season: 3,574 in 14 games, 1985
Highest Punting Average
Game: (Minimum of 5 punts) 50.6 vs. Tennessee-Martin (Home), 1978

PUNT RETURNS

Most Returns
Season: 44 in 14 games, 1985
Most Yards Returned Punts
Season: 299 in 10 games, 1968
Highest Average Per Return
Season: 11.2 in 11 games, 1986

INTERCEPTION RETURNS

Most Passes Intercepted
Game: 8 vs. Tennessee-Martin (Home), 1968
Season: 28 in 13 games, 1983
Most Yards Returned Interceptions
Game: 118 vs. Tennessee-Martin (Home), 1978
Season: 260 in 12 games, 1980 and in 13 games, 1983

TEAM DEFENSE

Fewest Points Yielded
Season: 59 in eight games, 1953
Fewest Yards Rushing in Regular Season
Season: 856 in 11 games, 1983
Fewest Yards Rushing in Entire Season
Season: 935 in 10 games, 1969
Lowest Average Yards Rushing in Regular Season
Season: 77.8 in 11 games, 1983
Lowest Average Yards Rushing in Entire Season
Season: 93.6 in 10 games, 1969
Lowest Average Passing Yards Per Game
Season: 47.1 in eight games, 1953

MISCELLANEOUS RECORDS

Most Wins in Regular Season: 10 in 1983 (10-0-1) and 1985 (10-1-0)
Most Losses in Regular Season: 10 in 1971 (1-10-0)
Best Regular Season Record: 10-0-1 in 1983
Most Ties in a Season: 3 in 1984 (7-1-3)
Most Wins in a Season: 12 in 1985 (12-2-0)
Best Overall Record: 11-1-1 in 1983
Most Consecutive Games Without a Loss: 12 in 1983
Most Consecutive Wins: 11 in 1985
Most Consecutive Losses: 12 in 1971-72
Most Consecutive Games Scored in: 95 from 1978 to present
Most Consecutive Games Scored in by Foes: 28, 1969-71
Most Games Held Foes Scoreless: 4 in 1950 and 1985
Most Consecutive Games Held Foes Scoreless: 2 in 1950, 1964 and 1983
Most Consecutive Games Held Scoreless: 2 in 1950
Widest Margin of Victory: 53 vs. Tennessee-Martin (Home), 1949 (53-0)
Widest Margin of Defeat: 53 vs. Applachian State (Away), 1971 (59-6) and vs. Jacksonville State (Birmingham), 1971 (60-7)
Most Points Scored in Victory: 63 vs. Southeast Missouri (Home), 1956 (63-13)
Most Points Scored in Defeat: 35 vs. West Georgia (Home), 1986 (35-37)
Most Points Scored by Opponent in Victory: 60 by Jacksonville State (Birmingham), 1971 (7-60)
Most Points Scored by Opponent in Defeat: 34 by Austin Peay (Away), 1960 (35-34) and by Troy State (Home), 1966 (34-35)

INDIVIDUAL

RUSHING

Most Carries
Game: 33, Leonard Thomas vs. Tennessee-Martin in 1969
Season: 205, Clarence Johnson in 1983
Career: 586, Clarence Johnson, 1980-85
Most Yards Gained
Game: 225, Leonard Thomas vs. Tennessee-Martin in 1969
Season: 1,106, Marvin Marsh in 1986
Career: 3,158, Clarence Johnson, 1980-85
Best Rushing Average
Game: 21.3, Clarence Johnson vs. Valdosta State in 1982 (6 for 128 yds)
Season: 7.0, Clarence Johnson in 1982 (741 yards on 107 carries)
Career: 5.4, Wendell Taylor, 1953-55 (1,985 yards on 362 carries)
Most Touchdowns
Game: 5, Don Cornelius vs. Livingston, 1965
Season: 16, Clarence Johnson in 1983
Career: 34, Clarence Johnson, 1980-85
Most 100-Yard Games
Season: 6, Marvin Marsh in 1986
Career: 16, Clarence Johnson, 1980-85

PASSING

Most Yards Gained
Game: 287, Rusty Towery vs. Delta State in 1983
Season: 1,686, Don Cornelius, 1966
Career: 4,309, Don Cornelius, 1964-67
Most Attempts
Game: 39, Don Cornelius vs. Tennessee-Martin in 1966 and Troy State, 1967
Season: 250, Don Cornelius in 1967
Career: 637, Don Cornelius, 1964-67
Most Completions
Game: 21, Don Cornelius vs. Delta State in 1966 and Troy State in 1967; Randy Elmore vs. Jacksonville State in 1970
Season: 134, Don Cornelius in 1967
Career: 332, Don Cornelius, 1964-67
Most Interceptions
Game: 6, Phil Logan vs. Henderson State in 1969
Season: 21, Randy Elmore in 1970
Career: 42, Don Cornelius, 1964-67

UNA Records

Best Completion Percentage
Season: (Minimum 50 attempts) 56.5, Fred Riley in 1981 (87 of 154)
Career: (Minimum 150 attempts) 54.3, Fred Riley, 1980-81 (140 of 258)
Most Touchdown Passes
Game: 4, Steve Clark vs. Jacksonville State in 1974; Fred Riley vs. Southwest Missouri in 1981
Season: 12, Joe Elmore in 1953; Don Cornelius in 1966
Career: 33, Joe Elmore, 1950-53

PASS RECEIVING

Most Receptions
Game: 10, Ernest Breland vs. Jacksonville State in 1955; Ricky Lindsey vs. Troy State in 1966
Season: 52, Ricky Lindsey in 1966
Career: 149, Ricky Lindsey, 1966-68
Most Yards Gained
Game: 187, Jerry Hill vs. Jacksonville State in 1980
Season: 767, Roger Ralph in 1975
Career: 1,932, Roger Ralph, 1973-75
Most Touchdown Receptions
Game: 4, Roger Ralph in 1974
Season: 7, Harlon Hill in 1952; Roger Ralph in 1974; Melvin Brown in 1981
Career: 19, Harlon Hill, 1950-53

TOTAL OFFENSE

Most Yards
Game: 345, Rusty Towery vs. Delta State in 1983 (287 pass, 58 rush)
Season: 1,952, Rusty Towery in 1983 (1,562 pass, 390 rush)
Career: 5,226, Don Cornelius, 1964-67
Most Touchdowns Responsible For
Game: 5, Don Cornelius vs. Livingston in 1965 and Troy State in 1966
Season: 22, Don Cornelius in 1966 (12 passing, 10 rushing)
Career: 55, Don Cornelius, 1964-67 (33 rushing, 22 passing)

PUNTING

Most Punts
Game: 13, Sparky Box vs. Troy State in 1969
Season: 89, Harlow Fikes in 1985
Career: 275, Harlow Fikes, 1982-85
Most Yards Punted
Game: 515, Sparky Box vs. Troy State in 1969
Season: 3,573, Harlow Fikes in 1985
Career: 10,925, Harlow Fikes, 1982-85
Highest Punting Average
Game: 50.6, Guy Cox vs. Tennessee-Martin in 1978
Season: (Minimum of 20 punts) 41.3, Dale Mathis in 1971
Career: (Minimum of 70 punts) 39.7, Harlow Fikes, 1982-85
Most Punts Over 50 Yards
Career: 29, Harlow Fikes, 1982-85

PUNT RETURNS

Most Punts Returned
Season: 43, Rodney Jones in 1985
Career: 86, Clayton Lundy, 1973-76
Most Yards Returned Punts
Season: 268, Clayton Lundy in 1974
Career: 728, Clayton Lundy, 1973-76
Highest Average Per Return
Season: (Minimum of 10 returns) 14.9, Leonard Thomas in 1969 (15 for 224)
Career: (Minimum of 25 returns) 11.4, Leonard Thomas, 1968-71 (44 for 500)

KICKOFF RETURNS

Most Kickoffs Returned
Game: 7, Jim Witt vs. Jacksonville State in 1971
Season: 25, Emmanuel Young in 1981
Career: 62, Burnis Rose, 1974-76
Most Yards Returned Kicks
Game: 196, Burnis Rose in 1974
Season: 630, Burnis Rose in 1975
Career: 1,681, Burnis Rose, 1974-76
Highest Average Per Return
Season: (Minimum of 10 returns) 34.5, Bobby Joe Pride in 1970 (18 for 623)
Career: (Minimum of 20 returns) 27.1, Burnis Rose, 1974-76 (62 for 1,681)

INTERCEPTIONS

Most Interceptions
Game: 3, Joe Thigpen vs. Mississippi College in 1966; Don Richard vs. Tennessee-Martin in 1968; Palmer Byrd (three times) vs. Delta State in 1968, vs. Northwestern La. in 1970 and vs. Arkansas Tech in 1970; Rod Brooks vs. Tennessee-Martin in 1982
Season: 8, Rod Brooks in 1983; Robbie Hudson in 1973
Career: 17, Rod Brooks, 1980-83

SCORING

Most Touchdowns
Game: 5, Don Cornelius vs. Livingston in 1965
Season: 17, Clarence Johnson in 1983
Career: 37, Clarence Johnson, 1980-85
Extra Points Made
Game: 7, Bob Jackson vs. Austin Peay in 1960; James Knowles vs. Valdosta State in 1982 and vs. West Georgia in 1983
Season: 46, James Knowles in 1983
Career: 139, James Knowles, 1982-85
Extra Points Attempted
Game: 7, Bob Jackson vs. Austin Peay in 1960; James Knowles vs. Valdosta State in 1982 and West Georgia in 1983
Season: 50, James Knowles in 1983
Career: 149, James Knowles, 1982-85
Field Goals Made
Game: 5, David Hogan vs. Tennessee-Martin in 1969
Season: 18, James Knowles in 1985
Career: 51, James Knowles, 1982-85
Field Goals Attempted
Game: 5, David Hogan vs. Tennessee-Martin in 1969; James Knowles vs. Alabama A&M in 1985
Season: 26, James Knowles in 1984 (made 11) and 1985 (made 18)
Career: 83, James Knowles, 1982-85
Most Points Scored
Game: 30, Don Cornelius vs. Livingston in 1965
Season: 102, Clarence Johnson in 1983
Career: 292, James Knowles, 1982-85
Most Points by Kicking
Game: 19, David Hogan vs. Tennessee-Martin in 1969
Season: 86, James Knowles in 1985
Career: 292, James Knowles, 1982-85

DEFENSIVE RECORDS

Fumble Recoveries
Game: 2, by several players, most recent Billy Witt vs. North Dakota State in 1985
Season: 7, Spry Mitchell in 1972
Blocked Punts
Season: 5, Bruce Jones in 1985
Career: 6, Bruce Jones, 1982-85
Most Total Blocked Kicks
Season: 6, Bruce Jones in 1985
Career: 8, Daryl Smith, 1981-85 (5 P, 1 FG, 2 PAT)
Unassisted Tackles
Season: 57, Clifford Mason in 1982
Assisted Tackles
Season: 84, Steve Rogers in 1985
Total Tackles
Season: 131, Steve Rogers in 1985
Pass Break-ups
Season: 14, Emmanuel Young in 1980
Quarterback Sacks
Season: 10, Richard Porter in 1982

Milestones and Long Plays

UNA'S BIGGEST WINS

53-0	Tennessee-Martin	1949	Home
52-0	Livingston	1955	Home
63-13	Southeast Missouri	1956	Home
49-0	Livingston	1961	Home
48-0	St. Bernard	1950	Home
53-7	Valdosta State	1982	Away
45-0	Valdosta State	1985	Home
51-7	Union University	1952	Away
51-7	Tennessee-Martin	1969	Away
44-0	Union University	1951	Home
49-7	West Georgia	1983	Away
41-0	Lane College	1981	Home
40-0	Morningside	1957	Home
40-0	Miles College	1985	Home
47-7	Livingston	1957	Home

UNA'S WORST DEFEATS

60-7	Jacksonville State	1971	Birmingham
59-6	Appalachian State	1971	Away
41-0	Troy State	1968	Home
54-16	Middle Tenn. State	1949	Home
42-7	Vanderbilt	1959	Away
40-7	Southeast Louisiana	1958	Away
33-0	Troy State	1972	Home
33-2	Middle Tenn. State	1962	Away
31-0	Livingston	1971	Home
42-12	Jacksonville State	1973	Home
44-14	Middle Tenn. State	1965	Home
38-9	Troy State	1986	Home
36-7	Troy State	1973	Away
41-13	Middle Tenn. State	1963	Home
35-7	North Dakota State	1985	Neutral

UNA'S MILESTONE WINS IN FOOTBALL

WIN	OPPONENT	SCORE	YEAR	SITE
1	Howard College	28-7	1949	Home
10	Union University	44-0	1951	Home
20	Troy State	29-6	1952	Home
30	Tennessee Tech	20-7	1954	Home
40	Arkansas State	12-7	1955	Away
50	Southeast Missouri	63-13	1956	Home
60	Austin Peay	20-13	1958	Away
70	Jacksonville State	14-7	1960	Away
80	Northwestern La.	21-14	1962	Home
90	Livingston	42-28	1965	Home
100	Mississippi College	35-14	1968	Away
110	State Col. of Ark.	28-17	1970	Home
120	Nicholls State	27-11	1973	Away
130	Tennessee-Martin	30-20	1975	Away
140	Alabama A&M	28-7	1977	Away
150	Livingston	6-0	1979	Home
160	Tennessee-Martin	26-17	1980	Home
170	Southwest Missouri	28-21	1981	Away
180	Livingston	15-12	1983	Home
190	Miles College	28-0	1984	Home
200	Alabama A&M	6-3	1985	Away
210	Livingston	14-3	1986	Neutral

LONGEST SINGLE PLAYS

RUN FROM SCRIMMAGE

94	"Brub" Hamilton vs. Henderson State	1955

PASS PLAY

87	Randy Elmore-Bobby Joe Pride vs. Ark. Tech	1971
83	Fred Riley-Jerry Hill vs. Jacksonville State	1980
80	Steve Clark-Myles Smith vs. Troy State	1975
78	Allen Elkins-Roger Mathis vs. St. Col. of Ark.	1968
76	Dallas Metcalf-Tony Morrow vs. Miles College	1985
76	Randy Elmore-Danny Kimble vs. Troy State	1970
71	Rusty Towery-Melvin Brown vs. Alabama A&M	1982
69	Lonnie Mister-Stevie Hobbs vs. Jacksonville State	1986
68	Steve Clark-Roger Ralph vs. Jacksonville St.	1974
65	Don Cornelius-George Perkins vs. Delta St.	1967
64	Rusty Towery-Mike Gilley vs. Troy State	1983
60	Jeff Davis-Robert Steele vs. Alabama A&M	1976

PUNT

73	Guy Cox vs. Virginia Union	1980

FIELD GOAL

51	James Knowles vs. Livingston	1985
49	James Knowles vs. Alabama A&M	1985
49	James Knowles vs. Valdosta State	1982
49	Nelson McMurrain vs. Middle Tenn. State	1980
48	Creig Bell vs. Alabama A&M	1976
47	Nelson McMurrain vs. Eastern Illinois	1980
47	Nelson McMurrain vs. Alabama A&M	1978
47	Nelson McMurrain vs. Delta State	1980
47	James Knowles vs. Virginia Union	1983
46	James Knowles vs. Valdosta State	1985
46	James Knowles vs. Alabama A&M	1984
46	William McCormick vs. Livingston	1972
44	Nelson McMurrain vs. Livingston	1978
44	Robert O'Kelley vs. Livingston	1968
44	David Hogan vs. Tennessee-Martin	1969
44	William McCormick vs. Middle Tenn. St.	1972
44	James Knowles vs. Troy State	1985
43	James Knowles vs. West Georgia	1985
43	Jay Veal vs. Miles College	1986
43	David Hogan vs. Northwestern Louisiana	1969
43	William McCormick vs. Troy State	1971
43	Nelson McMurrain vs. Livingston	1980
42	Nelson McMurrain vs. Delta State	1978
42	James Knowles vs. Jacksonville State	1985
42	James Knowles vs. Tennessee-Martin	1982
42	Jay Veal vs. Miles College	1986
41	Nelson McMurrain vs. Tennessee-Martin	1980
41	James Knowles vs. Tennessee-Martin	1984
41	James Knowles vs. Alabama A&M	1983
40	David Hogan vs. Livingston	1969
40	James Knowles vs. Alabama A&M	1985
40	James Knowles vs. Troy State	1984

PUNT RETURN

85	"Brub" Hamilton vs. Henderson State (TD)	1952
85	Leonard Thomas vs. Jacksonville State (TD)	1969

KICKOFF RETURN

100	Bobby Joe Pride vs. Tennessee-Martin (TD)	1970

INTERCEPTION RETURN

90	Lyle Underwood vs. Middle Tenn. St. (TD)	1959
65	Harlon Hill vs. Troy State	1951
65	Jim Grant vs. Troy State	1965
64	Kevin Logan vs. Tennessee-Martin	1978

Series Records

UNA vs All Opponents

OPPONENTS	G	UNA WON	UNA LOST	TIED	FIRST GAME	LAST GAME
Alabama A&M	12	9	2	1	1975	1986
Appalachian St.	3	1	2	0	1971	1973
Arkansas St.	16	4	11	1	1951	1966
Arkansas Tech	2	1	1	0	1970	1971
Austiin Peay	19	13	6	0	1949	1978
Bethel College	2	2	0	0	1949	1950
Bloomsburg	1	1	0	0	1985	1985
Carson-Newman	1	1	0	0	1978	1978
Central Florida	2	2	0	0	1980	1983
Cen. State of Ohio	1	0	1	0	1983	1983
College of Ozarks	1	1	0	0	1950	1950
Delta State	27	13	13	1	1960	1986
East Tenn. State	6	5	1	0	1954	1979
Eastern Illinois	1	0	1	0	1980	1980
Fort Valley State	1	1	0	0	1985	1985
Gordon Military	1	1	0	0	1967	1967
Henderson State	10	6	4	0	1952	1972
Jacksonville State	35	17	16	2	1949	1986
Lane College	1	1	0	0	1981	1981
Langston College	2	2	0	0	1979	1981
Livingston	39	27	11	1	1949	1986
Louisiana College	3	2	1	0	1964	1968
McNeese State	2	0	2	0	1958	1959
Middle Tenn. State	20	6	14	0	1949	1980
Miles College	5	5	0	0	1982	1986
Miss. College	21	9	10	2	1963	1986
Morningside	1	1	0	0	1957	1957
Murray State	8	5	3	0	1954	1961
Nicholls State	4	3	1	0	1973	1976
North Dakota St.	1	0	1	0	1985	1985
N.W. Louisiana	6	2	4	0	1962	1973
Pensacola NAS	1	0	1	0	1954	1954
St. Bernard	2	2	0	0	1949	1950
St. Col. of Ark.	6	4	2	0	1951	1971
Samford (Howard)	11	6	3	2	1949	1972
Savannah State	2	2	0	0	1984	1985
S.E. Missouri	1	1	0	0	1956	1956
S.E. Louisiana	12	1	9	2	1957	1978
S.W. Missouri	2	2	0	0	1981	1982
Tenn.-Chattanooga	1	0	1	0	1963	1963
Tenn.-Martin	28	16	11	1	1949	1986
Tenn. Tech	7	2	4	1	1953	1959
Troy State	38	22	16	0	1949	1986
Tuskegee Inst.	2	2	0	0	1979	1980
Union Univ.	2	2	0	0	1951	1952
Valdosta State	5	4	1	0	1982	1986
Vanderbilt	1	0	1	0	1959	1959
Virginia Union	2	2	0	0	1980	1983
West Georgia	4	3	1	0	1983	1986
Western Carolina	1	0	1	0	1974	1974
OVERALL RECORD	382	212	156	14	1949	1986

ALL-TIME HOMECOMING RECORD
(Record 25-12-1)

1949	UT-Martin	53-0
1950	Troy State	0-19
1951	Livingston	12-9
1952	Troy State	29-6
1953	Livingston	40-6
1954	Murray State	20-13
1955	Austin Peay	13-7
1956	Troy State	27-6
1957	East Tennessee State	19-13
1958	Troy State	20-14
1959	Middle Tenn. State	26-34
1960	Troy State	38-0
1961	Jacksonville State	17-0
1962	Troy State	27-6
1963	Delta State	20-17
1964	Troy State	7-21
1965	Miss. College	7-21
1966	Troy State	35-34
1967	Miss. College	22-28
1968	Henderson State	10-21
1969	Livingston	17-13
1970	Samford	24-10
1971	Arkansas Tech	30-31
1972	Henderson State	21-0
1973	Miss. College	7-26
1974	Troy State	29-36
1975	Delta State	9-21
1976	Nicholls State	37-7
1977	Austin Peay	6-13
1978	UT-Martin	38-17
1979	Delta State	30-7
1980	UT-Martin	26-17
1981	Miss. College	37-23
1982	UT-Martin	33-10
1983	Miss. College	28-0
1984	UT-Martin	10-10
1985	Livingston	17-0
1986	UT-Martin	3-7

ALL-TIME RESULTS IN SEASON OPENERS
(Record 17-17-4)

1949	Jacksonville State	7-12
1950	College of the Ozarks	2-0
1951	Union University	44-0
1952	Union University	51-7
1953	Tennessee Tech	7-14
1954	Tennessee Tech	20-7
1955	Tennessee Tech	7-26
1956	Tennessee Tech	6-20
1957	Middle Tennessee State	0-26
1958	Murray State	6-20
1959	Tennessee Tech	14-14
1960	Delta State	0-12
1961	Delta State	9-6
1962	Jacksonville State	7-7
1963	Jacksonville State	0-0
1964	Middle Tennessee State	3-21
1965	Middle Tennessee State	14-44
1966	Jacksonville State	0-20
1967	Jacksonville State	14-23
1968	College of the Ozarks	12-14
1969	Northwestern State (La.)	27-3
1970	Northwestern State (La.)	21-42
1971	Middle Tennessee State	24-14
1972	Middle Tennessee State	10-31
1973	Southeast Louisiana	0-26
1974	Southeast Louisiana	17-21
1975	Southeast Louisiana	15-28
1976	Southeast Louisiana	28-28
1977	East Tennessee State	37-21
1978	Carson-Newman	34-17
1979	Langston University	28-7
1980	Middle Tennessee State	36-0
1981	Lane College	41-0
1982	Southwest Missouri	17-3
1983	Miles College	38-0
1984	Miles College	28-0
1985	Miles College	40-0
1986	Miles College	48-20

Records, Coaches and Captains

YEAR	RECORD	COACH	CAPTAINS
1949	4-5-0	Hal Self	C - Brooks Jones, LH - Carl Boley
1950	5-4-0	Hal Self	C - Brooks Jones
1951	6-3-0	Hal Self	RH - L.L. Whitten, T - Sam Hyde, G - Durell Mock
1952	8-1-0	Hal Self	E - Harlon Hill, LH - Joe Elmore
1953	6-1-1	Hal Self	E - Harlon Hill, LH - Joe Elmore
1954	8-2-0	Hal Self	QB - Joe Brewer, C - Paul Dyar
1955	7-3-0	Hal Self	FB - Wendell Taylor, C - Paul Dyar
1956	6-3-0	Hal Self	QB - Don Pickens, E - Jim Prater
1957	6-4-0	Hal Self	WB - Bill Godsey, T - Hal Sisson
1958	4-5-0	Hal Self	FB - Carroll Daniel, E - L.C. Fowler
1959	5-4-1	Hal Self	LE - Carl Hannah, T - David Martin
1960	7-3-0	Hal Self	C - Gerald Hudson, FB - Larry Yancey
1961	7-3-0	Hal Self	G - Billy Don Anderson, C - John Willis
1962	5-4-1	Hal Self	T - R.C. Sanderson, E - John Willis
1963	3-5-2	Hal Self	
1964	2-6-1	Hal Self	QB - Doyle Hill, C - Tommy Wyatt
1965	4-6-0	Hal Self	E - Lester Dawson, E - Ray Hester
1966	4-4-1	Hal Self	FB - Dave Kirk, E - Mike Dennis
1967	2-6-1	Hal Self	
1968	5-5-0	Hal Self	E - Robert O'Kelley, T - Larry Marshall
1969	5-4-0	Hal Self	
1970	5-5-0	Durell Mock	
1971	1-10-0	Durell Mock	DB - Palmer Byrd, RB - Leonard Thomas
1972	2-9-0	Durell Mock	
1973	4-6-0	Mickey Andrews	
1974	4-6-0	Mickey Andrews	
1975	6-4-0	Mickey Andrews	WR - Roger Ralph, RB - Jerry Mizell, DL - Barry Koehn
1976	4-5-1	Mickey Andrews	
1977	5-5-0	Wayne Grubb	QB - Gerald Goodman, C - John Byrd
1978	7-2-1	Wayne Grubb	DT - Brad Hendrix, LB - Kevin Logan
1979	6-5-0	Wayne Grubb	OL - Obie Childers, DB - Stan Walker
1980	10-2-0	Wayne Grubb	WR - Jerry Hill, DT - Steve Carter
1981	8-2-0	Wayne Grubb	OL - Hamp Moore, RB - Lawson Fletcher, LB - Sam Prater, QB - Fred Riley
1982	7-3-0	Wayne Grubb	LB - Frank Condon, OL - Don Smith
1983	11-1-1	Wayne Grubb	OT - Dexter Rutherford, DB - Rod Brooks
1984	7-1-3	Wayne Grubb	DB - Daryl Smith, QB - Bobby Duncan, DT - Dean Sanders
1985	12-2-0	Wayne Grubb	DB - Bruce Jones, LB - Steve Rogers, OL - Jack Gipson
1986	4-7-0	Wayne Grubb	LB - Kirk Ethridge, OT - Tony Shirley, RB - Marvin Marsh

LIONS ON TELEVISION

1980 - **(ABC)** UNA vs. Eastern Illinois, NCAA Division II Semifinals at Florence, Ala. (EIU - 56, UNA - 31)
1981 - **(ABC)** UNA vs. Troy State at Troy, Ala. (UNA - 24, TSU - 13)
1983 - **(CBS)** UNA vs. Troy State at Troy, Ala. (UNA - 42, TSU - 21)
1983 - **(ABC)** UNA vs. Central State of Ohio in NCAA Division II Semifinals at Florence, Ala. (CSU - 27, UNA - 24)
1985 - **(ESPN)** UNA vs. North Dakota State in NCAA Championship Game - the Palm Bowl at McAllen, Texas (NDSU 35, UNA 7)

UNA ON ABC: Won 1, Lost 2
UNA ON CBS: Won 1, Lost 0
UNA ON ESPN: Won 0, Lost 1



Century Club

Curtis Sirmones

Maurice Brawley

Jerry Mizell

Leonard Thomas

Lawson Fletcher

225-Leonard Thomas on 33 carries vs. Tenn.-Martin (A), 1969
211-Wendell Taylor on 34 carries vs. East Tenn. St. (A), 1954
208-Lawson Fletcher on 28 carries vs. Middle Tennessee (A), 1979
203-Monk Romine vs. Conway State (H), 1951
201-Morris Turrell on 17 carries vs. West Georgia (H), 1986
192-Jack Redwine vs. Livingston (H), 1957
189-Burnis Rose on 15 carries vs. Nicholls State (A), 1975
181-Marvin Marsh on 18 carries vs. Troy State (H), 1986
180-Jack Redwine on 10 carries vs. Jacksonville St. (H), 1956
175-Clarence Johnson on 17 carries vs. Alabama A&M (H), 1982
172-Marvin Marsh on 23 carries vs. Delta State (A), 1986
172-George Perkins vs. Troy State (A), 1965
167-Lawson Fletcher on 14 carries vs. Delta State (A), 1980
165-Burnis Rose on 12 carries vs. Alabama A&M (H), 1976
163-Larry Webb on 29 carries vs. West Georgia (A), 1985
163-Charles Johnson on 12 carries vs. Valdosta State (H), 1985
162-Lawson Fletcher on 25 carries vs. Jacksonville St. (H), 1979
155-Brub Hamilton on 14 carries vs. Henderson State (H), 1955
153-Chris Holt on 18 carries vs. Livingston (H), 1979
152-Curtis Sirmones on 15 carries vs. Livingston (A), 1978
150-Glenn Ivy on 20 carries vs. Jacksonville St. (H), 1985
148-Wendell Taylor on 19 carries vs. Troy State (H), 1954
148-Curtis Sirmones on 13 carries vs. East Tenn. St. (A), 1977
148-Jack Redwine on 10 carries vs. Morningside (H), 1957
148-Benny Burns vs. Gordon Military (H), 1967
146-Carrel Daniel on 14 carries vs. Austin Peay (A), 1958
145-Clarence Johnson on 15 carries vs. Jacksonville St. (H), 1983
143-Curtis Sirmones on 21 carries vs. Troy State (A), 1977
139-Terry Stookesberry on 7 carries vs. Alabama A&M (A), 1977
139-Thomas Calhoun on 14 carries vs. Delta State (H), 1981
138-Marc Merritt on 27 carries vs. Troy State (H), 1974
138-Clarence Johnson on 19 carries vs. Tenn.-Martin (H), 1982
138-Monk Romine vs. Arkansas State (A), 1953
137-Robert Douthit on 25 carries vs. Murray State (A), 1959
137-Joe Elmore vs. Conway State (H), 1952
137-Wendell Taylor on 22 carries vs. Livingston (H), 1955
136-Marc Merritt on 14 carries vs. Austin Peay (A), 1974
136-Joe Elmore vs. Union (A), 1952
136-Clarence Johnson on 19 carries vs. Savannah St. (H), 1985
134-Wendell Taylor on 22 carries vs. Troy State (A), 1955
133-Curtis Sirmones on 20 carries vs. Delta State (A), 1978
133-Clarence Johnson on 27 carries vs. Jacksonville St. (H), 1985
131-Clarence Johnson on 16 carries vs. Central Florida (A), 1983
131-Clarence Johnson on 18 carries vs. Delta State (H), 1983
131-Gary Newsome on 18 carries vs. Valdosta State (A), 1982
130-Curtis Sirmones on 15 carries vs. Carson-Newman (A), 1978
130-Lawson Fletcher on 18 carries vs. Virginia Union (H), 1980
129-Leonard Thomas on 11 carries vs. Jacksonville St. (A), 1970
128-Clarence Johnson on 7 carries vs. Valdosta State (A), 1982
127-Marc Merritt on 18 carries vs. S.E. Louisiana (A), 1975
127-Clarence Johnson on 19 carries vs. Delta State (A), 1982
125-Curtis Sirmones on 27 carries vs. S.E. Louisiana (H), 1978
125-Lawson Fletcher on 28 carries vs. Livingston (H), 1979
122-Clarence Johnson on 16 carries vs. West Georgia (A), 1983
122-Mike Wilburn on 19 carries vs. Arkansas Tech (H), 1971
121-Clarence Johnson on 29 carries vs. Delta State (H), 1985
121-Joe Elmore on 15 carries vs. Middle Tennessee (H), 1952
119-Stanley Gill on 15 carries vs. Virginia Union (H), 1983
119-Jerry Mizell on 16 carries vs. N.W. Louisiana (A), 1973
118-Marvin Marsh on 22 carries vs. Alabama A&M (H), 1986
118-Jack Redwine vs. Arkansas State (H), 1957
116-Mike Wilburn on 27 carries vs. Henderson State (A), 1971
115-Wesley Scott on 28 carries vs. UT-Martin (H), 1984
114-Marvin Marsh on 11 carries vs. Livingston (N), 1986
113-Reger Curry on 14 carries vs. Langston (H), 1981
112-Marc Merritt on 25 carries vs. Nicholls State (A), 1975
111-Charles Johnson on 29 carries vs. N.D. State (N), 1985
111-Clarence Johnson on 8 carries vs. Virginia Union (H), 1980
111-Marc Merritt on 22 carries vs. Appalachian State (H), 1973
110-Wendell Taylor on 11 carries vs. Arkansas State (H), 1954
109-Maurice Brawley on 17 carries vs. East Tenn. St. (A), 1977
109-Clarence Johnson on 18 carries vs. Livingston (H), 1985
109-James Tanniehill on 17 carries vs. Jacksonville St. (A), 1978
109-Rusty Towery on 11 carries vs. Troy State (A), 1983
108-Marc Merritt on 12 carries vs. Nicholls State (A), 1973
108-Don Parker on 6 carries vs. Bethel (A), 1949
108-Lawson Fletcher on 19 carries vs. Miss. College (H), 1981
108-Milton Taylor on 16 carries vs. Langston (H), 1979
107-Carl Boley on 13 carries vs. Howard (H), 1949
107-Blake Boyd on 14 carries vs. Carson-Newman (A), 1978
106-Carl McCulley on 21 carries vs. Delta State (A), 1970
106-Wendell Taylor on 21 carries vs. Tennessee Tech (A), 1955
106-Johnny Grubb on 21 carries vs. Delta State (A), 1978
105-Marvin Marsh on 21 carries vs. West Georgia (H), 1986
104-Carl McCulley on 26 carries vs. Troy State (H), 1970
103-Lawson Fletcher on 21 carries vs. Livingston (A), 1980
103-Clarence Johnson on 11 carries vs. Tuskegee (H), 1980
102-Clarence Johnson on 26 carries vs. Miss. College (A), 1985
102-Brub Hamilton vs. Troy State (A), 1955
101-Marvin Marsh on 21 carries vs. Jacksonville St. (A), 1986
101-Clarence Johnson on 14 carries vs. Livingston (A), 1980
101-Wendell Taylor on 14 carries vs. Jacksonville St. (H), 1954
101-Don Cornelius vs. Henderson State (H), 1966
101-Marc Merritt on 19 carries vs. Delta State (A), 1974

****Records are incomplete for some years**

Rusty Towery

Clarence Johnson

Stanley Gill

Larry Webb

Marvin Marsh

UNA's Top 10

PASSING YARDS

Season Yds	Player	Year	Att	Comp
1686	Don Cornelius	1966	218	121
1608	Don Cornelius	1967	250	134
1562	Rusty Towery	1983	220	108
1527	Randy Elmore	1971	217	105
1441	Bobby Duncan	1984	209	110
1412	Fred Riley	1981	154	87
1318	Randy Elmore	1970	205	91
986	Steve Clark	1974	134	73
982	Raymond Weaver	1972	198	71
960	Fred Riley	1980	104	53

Career Yds	Player	Years	Att	Comp
4309	Don Cornelius	1964-67	637	332
3287	Rusty Towery	1979-83	486	253
2903	Randy Elmore	1969-72	444	201
2587	Bobby Duncan	1981-84	356	204
2372	Fred Riley	1980-81	258	140
1963	Joe Elmore*	1951-53	243	104
1867	Steve Clark	1974-75	251	131
1512	Raymond Weaver	1972-73	262	103
1306	Phil Logan	1968-69	227	91
1213	Johnny Grubb	1977-79	170	82

RECEIVING YARDS

Season Yds	Player	Year	No.	TD
767	Roger Ralph	1975	48	4
700	Roger Ralph	1974	46	7
667	Ricky Lindsey	1968	50	6
655	Danny Kimble	1973	39	5
603	Jerry Hill	1980	31	2
577	Germaine Young	1983	33	3
566	Robert Steele	1976	30	5
552	Germaine Young	1984	37	6
543	Melvin Brown	1981	30	7
532	Ricky Lindsey	1966	52	6

Career Yds	Player	Years	No.	TD
1932	Roger Ralph	1973-75	126	14
1693	Danny Kimble	1970-73	100	10
1611	Ricky Lindsey	1966-68	149	12
1205	Germaine Young	1982-84	75	10
1138	Jerry Hill	1977-80	61	7
1090	James Trimble	1969-72	75	4
1069	Mike Gilley	1980-83	71	12
1049	Robert Steele	1974-77	63	6
1020	Harlon Hill	1950-53	54	19
950	Melvin Brown	1979-82	51	14

RUSHING YARDS

Season Yds	Player	Year	Att	TD
1106	Marvin Marsh	1986	187	10
1023	Robert Douthit	1960	199	9
1021	Wendell Taylor	1955	196	8
982	Lawson Fletcher	1979	187	5
974	Clarence Johnson	1983	205	16
964	Wendell Taylor	1954	166	13
921	Lawson Fletcher	1980	185	13
897	Clarence Johnson	1985	193	7
859	Marc Merritt	1974	153	3
820	Mike Wilburn	1971	195	2

Career Yds	Player	Years	Att	TD
3158	Clarence Johnson	1980-85	586	34
2431	Lawson Fletcher	1978-81	490	22
2271	Leonard Thomas	1968-71	463	21
2096	Marc Merritt	1973-76	436	21
1985	Wendell Taylor	1952-55	362	21
1744	Stanley Gill	1981-84	408	13
1701	Larry Yancey	1957-60	357	9
1576	Carl McCulley	1967-70	422	13
1554	Alton Romine*	1951-53		19
1520	Robert Douthit	1958-60	309	15

TOTAL YARDS

Season Yds	Player	Year	Rush	Pass
1952	Rusty Towery	1983	390	1562
1915	Don Cornelius	1966	229	1686
1896	Don Cornelius	1967	288	1608
1756	Randy Elmore	1970	438	1318
1726	Randy Elmore	1971	199	1527
1523	Fred Riley	1981	111	1412
1501	Bobby Duncan	1984	60	1441
1168	Steve Clark	1974	182	986
1119	Raymond Weaver	1972	137	982
1106	Marvin Marsh	1986	1106	--

Career Yds	Player	Years	Rush	Pass
5226	Don Cornelius	1964-67	917	4309
3877	Rusty Towery	1979-83	590	3287
3560	Randy Elmore	1969-72	657	2903
3158	Clarence Johnson	1980-85	3158	--
3051	Joe Elmore*	1951-53	1088	1963
2657	Bobby Duncan	1981-84	70	2587
2610	Fred Riley	1980-81	238	2372
2431	Lawson Fletcher	1978-81	2431	--
2271	Leonard Thomas	1968-71	2271	--
2096	Marc Merritt	1973-76	2096	--

UNA's Top 10

TOUCHDOWNS SCORED

Career TDs	Player	Years
37	Clarence Johnson	1980-85
33	Don Cornelius	1964-67
25	Leonard Thomas	1968-71
24	Lawson Fletcher	1978-81
21	Marc Merritt	1973-76
21	Wendell Taylor	1952-55
19	Harlon Hill	1950-53
19	Alton Romine*	1951-53
17	Maurice Brawley	1974-77
15	Robert Douthit	1958-60

RUSHING TOUCHDOWNS

Season No.	Player	Year
16	Clarence Johnson	1983
13	Wendell Taylor	1954
13	Lawson Fletcher	1980
11	Don Cornelius	1967
10	Don Cornelius	1966
10	Don Cornelius	1965
10	Jack Redwine	1957
10	Marvin Marsh	1986
9	Robert Douthit	1960
8	Wendell Taylor	1955

Career No.	Player	Years
34	Clarence Johnson	1980-85
33	Don Cornelius	1964-67
22	Lawson Fletcher	1978-81
21	Leonard Thomas	1968-71
21	Marc Merritt	1973-76
21	Wendell Taylor	1952-55
19	Alton Romine	1951-53
17	Thomas Calhoun	1981-84
15	Robert Douthit	1958-60
15	Maurice Brawley	1974-77

TOUCHDOWN PASSES

Season TDs	Player	Year
12	Joe Elmore	1953
12	Don Cornelius	1966
11	Joe Elmore	1952
10	Bobby Duncan	1984
9	Fred Riley	1981
8	Rusty Towery	1983
8	Fred Riley	1980
8	Randy Elmore	1970
8	Phil Logan	1968
7	Steve Clark	1974
7	Rusty Towery	1982

Career TDs	Player	Years
33	Joe Elmore	1950-53
23	Rusty Towery	1979-83
22	Don Cornelius	1964-67
20	Bobby Duncan	1980-84
17	Fred Riley	1980-81
12	Phil Logan	1967-69
11	Randy Elmore	1969-72
10	Steve Clark	1974-75
10	Jack Redwine	1956-58
10	Jeff Davis	1976-78

TOUCHDOWNS RESPONSIBLE FOR

Career TDs	Player	Years
55	Don Cornelius	1964-67
38	Joe Elmore*	1950-53
37	Clarence Johnson	1980-85
31	Rusty Towery	1979-83
28	Bobby Duncan	1980-84
27	Fred Riley	1980-81
25	Leonard Thomas	1968-71
24	Lawson Fletcher	1978-81
21	Marc Merritt	1973-76
21	Wendell Taylor	1952-55

PASSES CAUGHT

Season No.	Player	Year
52	Ricky Lindsey	1966
50	Ricky Lindsey	1968
48	Roger Ralph	1975
47	Ricky Lindsey	1967
46	Roger Ralph	1974
39	Danny Kimble	1973
37	Germaine Young	1984
34	James Trimble	1972
33	Germaine Young	1983
31	Jerry Hill	1980
31	Glenn Ivy	1985

Career No.	Player	Years
149	Ricky Lindsey	1966-68
126	Roger Ralph	1973-75
100	Danny Kimble	1970-73
75	Germaine Young	1982-84
75	James Trimble	1969-72
71	Mike Gilley	1980-83
63	Robert Steele	1974-77
61	Jerry Hill	1977-80
58	Barry Banks	1983-86
51	Melvin Brown	1980-82

TD RECEPTIONS

Season No.	Player	Year
7	Harlon Hill	1952
7	Roger Ralph	1974
7	Melvin Brown	1981
6	Ricky Lindsey	1966
6	Ricky Lindsey	1968
6	Germaine Young	1984
5	Harlon Hill	1951
5	Bill Lumpkin	1957
5	Danny Kimble	1973
5	Robert Steele	1976

Career No.	Player	Year
19	Harlon Hill	1950-53
14	Melvin Brown	1979-82
14	Roger Ralph	1973-75
12	Ricky Lindsey	1966-68
12	Mike Gilley	1980-83
10	Danny Kimble	1970-73
10	Germaine Young	1982-84
7	Jerry Hill	1977-80
6	Robert Steele	1974-77
5	Barry Banks	1983-86
5	Tony Morrow	1985-Act.
5	Bill Lumpkin	1957

RUSHING ATTEMPTS

Season No.	Player	Year
205	Clarence Johnson	1983
199	Robert Douthit	1960
196	Wendell Taylor	1955
195	Mike Wilburn	1971
193	Clarence Johnson	1985
187	Lawson Fletcher	1979
187	Marvin Marsh	1986
185	Lawson Fletcher	1980
168	Brub Hamilton	1955
166	Wendell Taylor	1954

Career No.	Player	Years
586	Clarence Johnson	1980-85
528	Don Cornelius	1964-67
490	Lawson Fletcher	1978-81
463	Leonard Thomas	1968-71
436	Marc Merritt	1973-76
422	Carl McCulley	1967-70
409	Stanley Gill	1981-84
383	Jerry Mizell	1972-75
362	Wendell Taylor	1954-55
357	Larry Yancey	1957-60

PASSES ATTEMPTED

Season No.	Player	Year
250	Don Cornelius	1967
220	Rusty Towery	1983
218	Don Cornelius	1966
217	Randy Elmore	1971
209	Bobby Duncan	1984
205	Randy Elmore	1970
198	Raymond Weaver	1972
156	Lonnie Mister	1986
154	Fred Riley	1981
134	Steve Clark	1974

Career No.	Player	Years
637	Don Cornelius	1964-67
486	Rusty Towery	1979-83
444	Randy Elmore	1969-72
356	Bobby Duncan	1981-84
262	Raymond Weaver	1972-73
258	Fred Riley	1980-81
251	Steve Clark	1974-75
243	Joe Elmore*	1951-53
227	Phil Logan	1968-69
170	Johnny Grubb	1977-79

PASSES COMPLETED

Season No.	Player	Year
134	Don Cornelius	1967
121	Don Cornelius	1966
110	Bobby Duncan	1984
108	Rusty Towery	1983
105	Randy Elmore	1971
91	Randy Elmore	1970
87	Fred Riley	1981
73	Steve Clark	1974
72	Roger Ferrell	1973
71	Raymond Weaver	1972
71	Lonnie Mister	1986

Career No.	Player	Years
332	Don Cornelius	1964-67
253	Rusty Towery	1979-83
204	Bobby Duncan	1981-84
201	Randy Elmore	1969-72
140	Fred Riley	1980-81
131	Steve Clark	1974-75
104	Joe Elmore*	1951-53
103	Raymond Weaver	1972-73
91	Phil Logan	1968-69
82	Johnny Grubb	1977-79
82	Roger Ferrell	1973-74

INTERCEPTIONS THROWN

Season No.	Player	Year
21	Randy Elmore	1970
19	Raymond Weaver	1972
17	Randy Elmore	1971
17	Don Cornelius	1967
16	Phil Logan	1969
15	Don Cornelius	1966
11	Robert Douthit	1960
10	Steve Clark	1975
10	Steve Clark	1974
10	Don Cornelius	1965
10	Brub Hamilton	1955
10	Joe Brewer	1954
10	Joe Elmore	1952

PASSING EFFICIENCY

Season Rating	Player	Year
146.64	Jack Redwine	1957
137.2	Fred Riley	1981
134.2	Joe Elmore	1953
131.9	Joe Elmore	1951
131.9	Joe Elmore	1952
129.8	Rusty Towery	1982
126.4	Max Burleson	1959
124.8	Don Cornelius	1966
123.0	Johnny Grubb	1979
120.6	Bobby Duncan	1984

All-Time Scores

1949 (4-5-0) Hal Self
at Jacksonville State 7-12
Howard College 28-7
St. Bernard Jr. College 28-0
Livingston State 13-14
at Troy State 6-19
Middle Tenn. St. 16-54
Univ. of Tenn. Jr. College .. 53-0
Austin Peay 6-27
at Bethel College 32-0
TOTALS 179-133

1950 (5-4-0) Hal Self
College of Ozarks 2-0
at Austin Peay 0-6
Howard College (N) 7-0
St. Bernard Jr. College 48-0
at Livingston 0-19
Troy State 0-19
at Middle Tenn. St. 14-26
Bethel College 39-2
Jacksonville State 6-0
TOTALS 116-72

1951 (6-3-0) Hal Self
Union Univ. 44-0
Austin Peay 27-7
Howard College (N) 30-6
at Arkansas State 13-35
Livingston 12-9
at Troy State 31-6
Middle Tenn. St. 0-21
St. College of Ark. 32-20
at Jacksonville State 6-13
TOTALS 195-117

1952 (8-1-0) Hal Self
at Union Univ. 51-7
at Austin Peay 9-0
Henderson State 47-21
Arkansas State 7-28
at Livingston 32-6
Troy State 29-6
Middle Tenn. St. 34-18
Conway State 28-6
Jacksonville State 41-14
TOTALS 278-106

1953 (6-1-1) Hal Self
at Tennessee Tech 7-14
Austin Peay 14-13
at Arkansas State 13-13
Livingston 40-6
Howard College 40-7
Middle Tenn. St. 14-7
at Troy State 26-6
at Jacksonville State 26-0
TOTALS 180-59

1954 (8-2-0) Hal Self
Tennessee Tech 20-7
at Pensacola Navy 0-21
at Austin Peay 13-7
Arkansas State 26-7
at Livingston 32-0
Murray State 20-13
at Middle Tenn. St. 26-27
Troy State 28-6
Jacksonville State 21-0
at East Tennessee 27-14
TOTALS 213-102

1955 (7-3-0) Hal Self
at Tennessee Tech 7-26
Henderson State 33-7
Austin Peay 13-7
at Arkansas State 12-7
Livingston 52-0
at Murray State 7-14
at Middle Tenn. St. 21-25
at Troy State 30-7
at Jacksonville State 21-7
East Tennessee 13-12
TOTALS 209-112

1956 (6-3-0) Hal Self
Tennessee Tech 6-20
Murray State 19-18
at Austin Peay 6-19
Arkansas State 13-39
at Livingston 21-18
Troy State 27-6
at East Tennessee 21-7
Jacksonville State 27-14
Southeast Missouri 63-13
TOTALS 203-160

1957 (6-4-0) Hal Self
Middle Tenn. St. 0-26
at Tennessee Tech 20-0
at Murray State 0-7
at Arkansas State 13-15
Southeast Louisiana 19-21
East Tennessee 19-13
at Troy State 41-14
Morningside 40-0
Austin Peay 40-13
Livingston 47-7
TOTALS 239-116

1958 (4-5-0) Hal Self
Murray State 6-20
Arkansas State 19-0
Livingston 32-14
at Southeast Louisiana 7-40
Troy State 20-14
at Middle Tenn. St. 6-36
McNeese State 0-20
Tennessee Tech 14-20
at Austin Peay 20-13
TOTALS 124-175

1959 (5-4-1) Hal Self
at Tennessee Tech 14-41
at Murray State 13-6
at Arkansas State 16-14
Livingston 19-0
Southeast Louisiana 21-28
at Troy State 34-14
Middle Tenn. St. 26-34
at McNeese State 7-28
Austin Peay 22-8
at Vanderbilt 7-42
TOTALS 179-188

1960 (7-3-0) Hal Self
at Delta State 0-12
Murray State 20-15
Arkansas State 0-19
Livingston 23-6
at Southeast Louisiana 6-32
Troy State 38-0
at Middle Tenn. St. 7-6
at Jacksonville State 14-7
at Austin Peay 35-34
Tennessee-Martin 21-20
TOTALS 164-151

1961 (7-3-0) Hal Self
Delta State 9-6
at Murray State 9-6
at Arkansas State 6-14
Livingston 49-0
Southeast Louisiana 6-33
at Troy State 14-8
Middle Tenn. St. 3-13
Jacksonville State 17-0
Austin Peay 14-8
at Tennessee-Martin 17-14
TOTALS 144-102

1962 (5-4-1) Hal Self
at Jacksonville State 7-7
Northwest Louisiana 21-14
Arkansas State 14-23
at Livingston 27-7
at Southeast Louisiana 7-25
Troy State 27-6
at Middle Tenn. St. 2-33
at Delta State 14-26
at Austin Peay 17-0
Tennessee-Martin 31-8
TOTALS 167-149

1963 (3-5-2) Hal Self
Jacksonville State 0-0
Middle Tenn. St. 13-41
at Arkansas State 12-14
Livingston 35-7
Mississippi College 0-0
at Troy State 8-7
at Northwest Louisiana ... 14-33
Delta State 20-17
at Tennessee-Chattanooga .. 6-25
at Tennessee-Martin 2-27
TOTALS 110-171

1964 (2-6-1) Hal Self
at Middle Tenn. St. 3-21
Arkansas State 3-10
at Livingston 6-6
at Mississippi College 0-3
Troy State 7-21
at Delta State 14-34
Louisiana College 16-7
Tennessee-Martin 8-0
at Jacksonville State 0-28
TOTALS 57-130

1965 (4-6-0) Hal Self
Middle Tenn. St. 14-44
at Arkansas State 12-33
Livingston 42-28
Mississippi College 7-21
at Henderson State 16-15
at Troy State 35-16
Delta State 7-16
at Louisiana College 0-13
at Tennessee-Martin 17-14
Jacksonville State 0-6
TOTALS 150-206

1966 (4-4-1) Hal Self
at Jacksonville State 0-20
Arkansas State 7-27
at Livingston 10-0
at Mississippi College 14-7
Henderson State 28-20
Troy State 35-34
at Delta State 21-32
Tennessee-Martin 18-24
Samford (Howard) 31-31
TOTALS 164-195

1967 (2-6-1) Hal Self
Jacksonville State 14-23
Gordon Military 52-14
Livingston 28-7
Mississippi College 22-28
at Henderson State 21-27
at Troy State 19-31
Delta State 18-28
at Tennessee-Martin 0-22
Samford (Howard) (N) 14-14
TOTALS 188-194

1968 (5-5-0) Hal Self
St. College of Ark. 12-14
at Delta State 16-24
at Livingston 23-27
at Mississippi College 35-14
Henderson State 10-21
Troy State 0-41
Samford (Howard) 36-10
Louisiana College 37-0
Tennessee-Martin 37-17
at Jacksonville State 38-10
TOTALS 244-178

1969 (5-4-0) Hal Self
Northwest Louisiana 27-3
at St. College of Ark. 28-0
Delta State 10-16
Livingston 17-13
at Henderson State 7-8
at Troy State 10-31
at Samford (Howard) 15-24
at Tennessee-Martin 51-7
Jacksonville State 23-18
TOTALS 186-120

1970 (5-5-0) Durell Mock
at Northwest Louisiana . 21-42
St. College of Ark. 28-17
at Delta State 13-26
at Livingston 21-14
at Arkansas Tech 28-26
Henderson State 30-20
Troy State 23-28
Samford (Howard) 24-10
Tennessee-Martin 7-35
at Jacksonville State 28-55
TOTALS 223-273

1971 (1-10-0) Durell Mock
Middle Tenn. St. 24-14
at St. College of Ark. . . . 13-14
Delta State 10-17
at Samford (Howard) 7-28
Arkansas Tech 30-31
at Henderson State 7-21
at Troy State 14-21
Livingston 0-31
at Appalachian St. 6-59
at Tennessee-Martin 7-20
Jacksonville State (N) 7-60
TOTALS 125-316

1972 (2-9-0) Durell Mock
at Middle Tenn. St. 10-31
Samford (Howard) 10-24
at Delta State 17-7
at Livingston 6-17
at Mississippi College . . . 6-14
Northwest Louisiana 7-14
Troy State 0-33
Henderson State 21-0
at Appalachian St. 3-17
Tennessee-Martin 16-21
at Jacksonville State 20-39
TOTALS 116-217

1973 (4-6-0) Mickey Andrews
at Southeast Louisiana . . . 0-26
Delta State 21-18
Livingston 13-12
Mississippi College 7-26
at Northwest Louisiana . 14-27
at Troy State 7-36
at Nicholls State 27-11
Appalachian St. 21-7
at Tennessee-Martin 16-17
Jacksonville State 12-42
TOTALS 138-222

1974 (4-6-0) Mickey Andrews
Southeast Louisiana 17-21
at Livingston 16-28
at Delta State 10-26
at Western Carolina 7-32
at Austin Peay 14-20
Troy State 29-36
at Mississippi College . . 30-23
Nicholls State 17-8
Tennessee-Martin 42-10
at Jacksonville State 28-24
TOTALS 210-228

1975 (6-4-0) Mickey Andrews
at Southeast Louisiana . . 15-28
Livingston 7-14
Delta State 9-21
at Alabama A&M 48-29
Austin Peay 23-6
at Troy State 49-26
Mississippi College 41-14
at Nicholls State 27-28
at Tennessee-Martin 30-20
Jacksonville State 21-14
TOTALS 270-200

1976 (4-5-1) Mickey Andrews
Southeast Louisiana 28-28
at Livingston 24-27
at Delta State 20-17
Alabama A&M 47-21
at Austin Peay 14-21
Troy State 3-17
Tennessee-Martin 7-31
Nicholls State 37-7
at Mississippi College . . 34-20
at Jacksonville State 7-28
TOTALS 221-217

1977 (5-5-0) Wayne Grubb
at East Tennessee 37-21
Livingston 42-9
at Southeast Louisiana . . . 29-7
Delta State 28-21
at Alabama A&M 28-7
Austin Peay 6-13
at Troy State 27-34
at Tennessee-Martin 13-31
Mississippi College 0-28
Jacksonville State 20-24
TOTALS 230-195

1978 (7-2-1) Wayne Grubb
at Carson-Newman 34-17
at Livingston 19-7
Southeast Louisiana 7-7
at Delta State 17-7
Alabama A&M 40-16
at Austin Peay 10-6
Troy State 0-17
Tennessee-Martin 38-17
at Mississippi College . . . 30-0
at Jacksonville State 14-19
TOTALS 209-113

1979 (6-5-0) Wayne Grubb
Langston University 28-7
at Middle Tenn. St. 20-17
Livingston 6-0
at Tuskegee Institute 26-7
Delta State 30-7
at Alabama A&M 3-6
at Troy State 14-27
at Tennessee-Martin 9-10
East Tennessee 7-27
Mississippi College 10-17
Jacksonville State 28-14
TOTALS 181-139

1980 (10-2-0) Wayne Grubb
Middle Tenn. St. 36-0
at Livingston 20-3
Tuskegee Institute 25-13
at Delta State 45-7
Alabama A&M 28-32
Central Florida 28-3
Troy State 31-22
Tennessee-Martin 26-17
at Mississippi College . . 28-22
at Jacksonville State 35-28
(NCAA DIVISION II PLAYOFFS)
Virginia Union 17-8
Eastern Illinois 31-56
TOTALS 350-211

1981 (8-2-0) Wayne Grubb
Lane College 41-0
Livingston 9-19
Delta State 41-7
at Alabama A&M 32-20
Langston 36-6
at Troy State 24-13
at Tennessee-Martin 37-10
at Southwest Missouri . . 28-21
Mississippi College 37-23
Jacksonville State 14-21
TOTALS 299-140

1982 (7-3-0) Wayne Grubb
Southwest Missouri 17-3
Miles College 45-6
at Livingston 3-14
at Delta State 27-19
Alabama A&M 38-17
Tennessee-Martin 33-10
Troy State 38-6
at Valdosta State 53-7
at Mississippi College . . 20-28
at Jacksonville State 10-28
TOTALS 284-138

1983 (11-1-1) Wayne Grubb
Miles College 38-0
Livingston 15-12
at Central Florida 47-20
Delta State 53-33
at Alabama A&M 20-20
at Tennessee-Martin 35-7
at Troy State 42-21
Valdosta State 27-0
Mississippi College 28-0
at West Georgia 49-7
Jacksonville State 24-21
(NCAA DIVISION II PLAYOFFS)
Virginia Union 16-14
Central State of Ohio . . . 24-27
TOTALS 418-182

1984 (7-1-3) Wayne Grubb
Miles College 28-0
Mississippi College 24-24
at Savannah State 37-3
at Delta State 7-7
Alabama A&M 26-12
Tennessee-Martin 10-10
at Jacksonville State 34-13
Troy State 13-10
at Livingston 28-35
West Georgia 24-3
at Valdosta State 35-24
TOTALS 266-141

1985 (12-2-0) Wayne Grubb
Miles College 40-0
at Miss. College 13-17
Savannah State 43-22
Delta State 12-3
at Alabama A&M 6-3
at Tennessee-Martin 38-7
Jacksonville State 23-10
at Troy State 9-7
Livingston 17-0
at West Georgia 19-14
Valdosta State 45-0
(NCAA DIVISION II PLAYOFFS)
Fort Valley State 14-7
Bloomsburg 34-0
(PALM BOWL, McAllen, Texas)
North Dakota State 7-35
TOTALS 320-125

1986 (4-7-0) Wayne Grubb
Miles College 48-20
Mississippi College 6-21
Livingston (N) 14-3
at Delta State 24-27
Alabama A&M 26-0
Tennessee-Martin 3-7
at Jacksonville State 26-29
Troy State 9-38
at Livingston 21-17
West Georgia 35-37
at Valdosta State 7-24
TOTALS 219-223


Rich Cunningham

Barry Banks

Chuck McCurley


Harlow Fikes

Bobby Duncan

Statistical Trends

ALL-TIME UNA STATISTICS 1949-1986

YR	REC.	G	TTL OFF. Yds PG	RUSHING Yds PG	PASSING Yds PG	SCORING Pts PG	TTL DEF. Yds PG	RUSHING Yds PG	PASSING Yds PG	SCORING Pts PG
1949	4-5-0	9	278.1	232.2	45.9	19.9	223.8	156.3	67.5	14.8
1950	5-4-0	9				12.9				8.0
1951	6-3-0	9				21.7				13.0
1952	8-1-0	9				30.9				11.8
1953	6-1-1	8				22.5				7.4
1954	8-2-0	10	252.5	183.0	69.5	21.3	202.5	129.4	73.1	10.2
1955	7-3-0	10	311.4	247.4	64.0	20.9	262.0	211.6	50.4	11.2
1956	6-3-0	9				22.6				17.8
1957	6-4-0	10	326.2	238.7	87.5	23.9	219.5	148.9	70.6	11.6
1958	4-5-0	9	254.0	205.3	48.7	13.8	264.2	192.1	72.1	19.4
1959	5-4-1	10	266.9	200.9	66.0	17.9	292.7	227.4	65.3	18.8
1960	7-3-0	10	268.8	220.2	48.6	16.4	228.2	132.8	75.4	15.1
1961	7-3-0	10				14.4				10.2
1962	5-4-1	10				16.7				14.9
1963	3-5-2	10				11.0				17.1
1964	2-6-1	9				6.3				14.4
1965	4-6-0	10				15.0				20.6
1966	4-4-1	9	296.3	109.0	187.3	18.2	326.5	189.1	137.4	21.7
1967	2-6-1	9	309.0	125.9	183.1	20.9	287.8	157.2	130.6	21.6
1968	5-5-0	10	329.7	181.4	148.3	24.4	314.8	158.5	156.3	17.8
1969	5-4-0	9	255.8	169.8	86.0	20.7	254.6	103.9	150.7	13.3
1970	5-5-0	10	316.2	182.5	133.7	22.3	388.2	268.9	119.3	27.3
1971	1-10-0	11	300.4	157.5	142.9	11.4	361.0	253.4	107.6	28.7
1972	2-9-0	11	219.0	125.7	93.3	10.5	318.7	195.6	123.1	19.7
1973	4-6-0	10	307.3	159.2	148.1	13.8	349.4	237.5	111.9	22.2
1974	4-6-0	10	310.9	195.0	115.9	21.0	339.0	223.5	115.5	22.8
1975	6-4-0	10	350.2	215.1	135.1	27.0	295.2	172.3	122.9	20.0
1976	4-5-1	10	308.4	192.5	115.9	22.1	313.0	201.3	111.7	21.7
1977	5-5-0	10	352.8	266.4	86.4	23.0	329.7	189.3	140.4	19.5
1978	7-2-1	10	295.2	214.5	80.7	20.9	276.5	144.1	132.4	11.3
1979	6-5-0	11	321.7	208.4	113.3	16.5	247.1	126.0	121.1	12.6
1980	10-2-0	12	354.6	237.5	117.1	29.2	303.4	120.1	183.3	12.6
1981	8-2-0	10	375.4	198.4	177.0	29.9	246.9	103.1	143.8	14.0
1982	7-3-0	10	347.3	222.9	124.4	28.4	264.1	107.7	156.4	13.8
1983	11-1-1	13	380.6	220.1	160.5	32.2	232.3	88.5	143.8	14.0
1984	7-1-3	11	297.2	143.2	154.0	24.2	242.7	79.2	163.5	12.8
1985	12-2-0	14	293.8	194.1	99.7	22.8	207.3	107.2	100.1	8.9
1986	4-7-0	11	311.9	177.5	134.4	19.9	317.7	143.2	174.5	20.3

UNA's Statistical Rankings in the Gulf South Conference 1972-1986

YR	REC.	G	TOTAL OFF	RUSHING OFF	PASSING OFF	SCORING OFF	TOTAL DEF	RUSHING DEF	PASSING DEF	SCORING DEF
1972	1-10-0	11	7th	6th	6th	8th	8th	7th	6th	8th
1973	4-6-0	10	6th	8th	3rd	7th	10th	10th	5th	9th
1974	4-6-0	10	6th	6th	5th	5th	9th	8th	7th	9th
1975	6-4-0	10	2nd	3rd	4th	**1st**	8th	8th	5th	8th
1976	4-5-1	10	4th	4th	2nd	2nd	9th	9th	4th	9th
1977	5-5-0	10	2nd	2nd	7th	2nd	8th	7th	9th	8th
1978	7-2-1	10	4th	4th	6th	3rd	4th	3rd	9th	2nd
1979	6-5-0	11	3rd	2nd	4th	4th	**1st**	2nd	4th	2nd
1980	10-2-0	12	2nd	**1st**	4th	**1st**	4th	**1st**	7th	3rd
1981	8-2-0	10	**1st**	3rd	4th	2nd	**1st**	2nd	**1st**	**1st**
1982	7-3-0	10	4th	5th	2nd	2nd	2nd	2nd	6th	**1st**
1983	11-1-1	13	2nd	**1st**	3rd	**1st**	**1st**	**1st**	5th	**1st**
1984	7-1-3	11	6th	5th	5th	4th	**1st**	2nd	7th	**1st**
1985	12-2-0	14	8th	3rd	9th	3rd	**1st**	**1st**	**1st**	**1st**
1986	**4-7-0**	**11**	**8th**	**4th**	**9th**	**8th**	**4th**	**5th**	**4th**	**4th**

Year-by-Year Leaders

RUSHING

		TC	YDS	AVG
1949	Carl Boley	109	414	3.8
1950				
1951	Monk Romine	142	727	5.1
1952	Joe Elmore	153	764	4.9
1953	Monk Romine	111	529	4.8
1954	Wendell Taylor	166	964	5.8
1955	Wendell Taylor	196	1021	5.2
1956				
1957	Jack Redwine	122	808	6.6
1958	Carrell Daniel	128	639	4.9
1959	Robert Douthit	110	497	4.5
1960	Robert Douthit	199	1023	5.1
1961				
1962				
1963				
1964				
1965	George Perkins	156	699	4.5
1966	George Perkins	92	319	3.5
1967	Benny Burns	56	309	5.5
1968	Leonard Thomas	130	659	5.1
1969	Leonard Thomas	141	657	4.7
1970	Carl McCulley	140	591	4.2
1971	Mike Wilburn	195	820	4.2
1972	Mike Wilburn	92	339	3.7
1973	Jerry Mizell	111	490	4.4
1974	Marc Merritt	153	859	5.6
1975	Marc Merritt	157	678	4.3
1976	Burnis Rose	99	456	4.6
1977	Curtis Sirmones	132	759	5.8
1978	Curtis Sirmones	102	649	6.4
1979	Lawson Fletcher	187	982	5.3
1980	Lawson Fletcher	185	921	5.0
1981	Lawson Fletcher	101	461	4.6
1982	Clarence Johnson	107	741	6.9
1983	Clarence Johnson	205	974	4.8
1984	Wesley Scott	119	463	3.9
1985	Clarence Johnson	193	897	4.6
1986	Marvin Marsh	187	1106	5.9

RECEIVING

		PC	YDS	TD
1949				
1950				
1951	Harlon Hill	22	372	5
1952	Harlon Hill	18	379	7
1953	Harlon Hill	12	246	4
1954	John Holliday	8	111	
1955	Wilburn Thomas	11	117	
1956				
1957	Bill Lumpkin	21	459	5
1958	Carl Hannah	15	237	2
1959	Henry Prater	16	196	0
1960	Bobby West	8	114	2
1961				
1962				
1963				
1964				
1965	Earnest Breland	21	275	0
1966	Ricky Lindsey	52	532	6
1967	Ricky Lindsey	47	412	0
1968	Ricky Lindesy	50	667	6
1969	Jody Gamble	11	130	0
1970	Danny Kimble	25	470	3
1971	Danny Kimble	26	407	1
1972	James Trimble	34	467	1
1973	Danny Kimble	39	655	5
1974	Roger Ralph	46	700	7
1975	Roger Ralph	48	767	4
1976	Robert Steele	30	566	5
1977	Robert Steele	24	386	1
1978	Jerry Hill	11	189	3
	Ken Irons	11	161	1
1979	Lawson Fletcher	28	219	1
1980	Jerry Hill	31	603	2
1981	Melvin Brown	30	543	7
1982	Mike Hearon	19	252	0
1983	Germaine Young	33	577	3
1984	Germaine Young	37	552	6
1985	Glenn Ivy	31	292	2
1986	Stevie Hobbs	29	462	3

PASSING

		ATT	CMP	YDS
1949	Carl Boley			188
1950				
1951	Joe Elmore	73	37	565
1952	Joe Elmore	86	37	717
1953	Joe Elmore	84	30	681
1954	Joe Brewer	81	30	629
1955	Brub Hamilton	105	47	608
1956				
1957	Jack Redwine	68	33	630
1958	Jack Redwine	65	26	369
1959	Max Burleson	70	40	563
1960	Robert Douthit	66	18	294
1961				
1962				
1963				
1964				
1965	Don Cornelius	129	52	723
1966	Don Cornelius	218	121	1686
1967	Don Cornelius	250	134	1608
1968	Phil Logan	120	59	835
1969	Phil Logan	107	32	471
1970	Randy Elmore	205	91	1318
1971	Randy Elmore	217	105	1527
1972	Raymond Weaver	198	71	982
1973	Roger Ferrell	133	72	951
1974	Steve Clark	134	73	986
1975	Steve Clark	117	58	881
1976	Garner Ezell	81	37	497
1977	Gerald Goodman	67	33	517
1978	Johnny Grubb	67	24	407
	Jeff Davis	83	30	351
1979	Rusty Towery	96	53	606
1980	Fred Riley	104	53	960
1981	Fred Riley	154	81	1412
1982	Rusty Towery	105	58	729
1983	Rusty Towery	220	108	1562
1984	Bobby Duncan	209	110	1441
1985	Tim Garner	128	55	629
	Dallas Metcalf	123	47	723
1986	Lonnie Mister	156	71	958

UNA IN THE DIVISION II NATIONAL RANKINGS
(Final poll for each season)

1980

1. Eastern Illinois
2. Northern Michigan
3. **North Alabama**
4. Cal Poly-SLO
5. Virginia Union
6. Jacksonville State
7. Santa Clara
8. Northern Colorado
9. Minnesota-Duluth
10. Missouri-Rolla

1981

1. Northern Michigan
2. Virginia Union
3. Puget Sound
4. SW Texas State
5. Jacksonville State
6. North Dakota State
7. Elizabeth City State
8. Shippensburg State
9. Grand Valley State
10. **North Alabama**

1983

1. California-Davis
2. SW Texas State
3. **North Alabama**
4. Towson State
5. North Dakota State
6. Virginia Union
7. Central State of Ohio
8. Butler
9. Fort Valley State
10. Nebraska-Omaha

1985

1. California-Davis
2. **North Alabama**
3. Bloomsburg
4. South Dakota
5. Central State of Ohio
6. Fort Valley State
7. North Dakota State
8. Hampton Institute
9. Indiana-Pennsylvania
10. Towson State

UNA All-Americans


Hill


Hamilton


Taylor

Burleson

Sisson

1953
HARLON HILL

HARLON HILL became UNA's first All-American in 1953 when he was chosen for the NAIA All-America squad...caught 12 passes for 246 yards and 4 TDs as senior...was National Football League Rookie of the Year in 1954 for the Chicago Bears...was first recipient of the Jim Thorpe Trophy as NFL Most Valuable Player in 1955...an All-Pro selection in 1954,55 and 56 and a Pro-Bowl participant in 1955, 56 and 57...Captained West squad in 1956 Pro-Bowl...held Chicago career marks for passes caught (226) and yardage gained (4,616)...also shared club record for touchdowns in a single game with four...caught 40 career TD passes...voted into the NAIA-Helms Foundation Hall of Fame in 1956 and into the Alabama Sports Hall of Fame in 1976...

1955
"BRUB" HAMILTON

BRUB HAMILTON was named to the Associated Press All-America team after he ranked third in the nation in total offense as senior...Rushed 168 times for 761 yards and completed 47 of 105 passes for 608 yards...also handled the punting chores, kicking 35 times for a 37.2 average per kick...had longest run from scrimmage in school history (94 yards) and the longest punt return (85 yards)...a native of Athens, Ala., Hamilton lettered four years for the Lions...

1955
PAUL WENDELL TAYLOR

WENDELL TAYLOR was named to the NAIA-Helms Foundation All-America team after rushing for 1,021 yards on 196 carries to become school's first 1,000 yard rusher in a single season...rushed for 13 TDs...ranks seventh on career scoring list with 21 TDs and fifth on career rushing list with 1,985 yards...remained UNA's career rushing leader until 1971...had single-season rushing mark of 964 yards on 166 carries and scored 13 TDs in 1954 before breaking his own marks the next season...a native of Bridgeport, Ala., Taylor was nicknamed "Whirlaway"...

1956
MAX BURLESON

MAX BURLESON earned NAIA All-America honors as a sophomore in 1956...an accomplished passer who played both quarterback and halfback for UNA...rushed for 296 yards in 1957 on 66 carries and passed for 168 yards...later played professional baseball...was one of the most successful high school football and baseball coaches in the state of Alabama at Johnson and Lee High Schools in Huntsville...a native of Hackleburg, Ala., Burleson died in 1984...

1956
HAL SISSON

HAL SISSON was chosen for All-America honors after three seasons in which he played end guard and tackle for the Lions...Sisson blocked for four All-American backs at UNA...a native of Haleyville, Sisson lettered in 1954, 1955 and 1956...and was the first offensive lineman ever chosen for All-America acclaim at the school...

1957
JACK REDWINE

JACK REDWINE was an Associated Press Little All-American as a junior in 1957...led team with 1,438 yards of total offense...Ranks ninth on seasonal rushing yardage list with 808 yards in 1957 and ninth on career TDs scored list with 14...Passed for 10 TDs...a 6-feet-2, 173-pound native of Cherokee, Ala., Redwine's 1,438 yard total was only six yards shy of leading all of college football, finishing second to Washington State's Bon Newman with 1,444 yards...

1967
DON CORNELIUS

DON CORNELIUS was Little All-American after fabulous career as UNA quarterback...still holds several school records including most career passing yards at 4,309 and most yards passing in a season at 1,686...had 5,226 yards of total offense, rushed for 33 touchdowns and passed for 22 TDs...was responsible for all 22 TDs scored by squad in 1966, passing for 12 and rushing for 10...Cornelius came to play for the Lions after a stellar career at Lee High School in Huntsville, Ala...broke into the starting lineup in 1964 as a freshman and held the spot for four years...

1968
RICKY LINDSEY

RICKY LINDSEY was chosen for Little All-America honors after snagging 149 career passes for 1,611 yards during his career...caught 12 TD passes and had 10 receptions in a single game...caught 52 passes in one season which still stands as the school record...a native of Sheffield, Ala., Lindsey signed with the Cincinnati Bengals of the NFL...he teamed with Don Cornelius for one of the top passing combinations in school history...started at flanker from 1966-68 and was coached by former UNA great Harlon Hill...

1975
ROGER RALPH

ROGER RALPH was named to All-America squads after a tremendous senior season...was GSC's leading receiver with 48 for 767 yards...was GSC Offensive Player of the Year...a native of Arab, Ala., Ralph caught 4 TDs in one game for school record and had 1,932 career receiving yards for record...had 122 career catches...767 yards in 1975 was single-season mark...

Redwine

Cornelius

Lindsey

Ralph

Don Smith

Daryl Smith

Jones


Knowles

1982
DON SMITH

DON SMITH was voted first team Kodak All-American and second team Associated Press Little All-American after a stellar senior season as UNA's center...played all three offensive line positions during his career and was long-snapper...also an Academic All-America selection...played on UNA's first Gulf South Conference championship team in 1980 as team went 10-2...a native of Huntsville, Ala., Smith played on UNA squads with a combined 31-12 record from 1979-82...only the second UNA offensive lineman ever chosen for All-America honors...

1984
DARYL SMITH

DARYL SMITH was chosen first team All-American by the American Football Coaches Association and Kodak, the Associated Press and the Football News as a senior and was the first UNA player selected for the annual Blue-Gray Football Classic All-Star game and the Senior Bowl...had 43 tackles, three interceptions, eight pass breakups and two blocked kicks as senior...had nine career interceptions and 132 tackles...broke-up 27 passes...had eight blocked kicks, including five punts, two extra points and one field goal...had blocked punts in consecutive NCAA Division II playoff games against Virginia Union and Central State in 1983...a native of Opelika, Ala., Smith was one of the best cornerbacks ever to play in Division II...



1985
BRUCE JONES

BRUCE JONES was UNA's second consensus All-America pick at cornerback in two years when he was named to the first-team All-America squad by the American Football Coaches Association and Kodak, the Associated Press and the Football News...a native of Courtland, Ala., Jones blocked six kicks, including five punts in 1985 to help lead UNA to a 12-2 record and a runner-up spot in the NCAA Division II...scored five touchdowns during his career in the UNA secondary and made 164 tackles...also had 10 interceptions which he returned for 172 yards...team finished second nationally in pass defense, allowing 96.6 yards per game, second in scoring defense, allowing 7.5 points per game and fourth in total defense, allowing 198.7 yards per game...

1985
JAMES KNOWLES

JAMES KNOWLES was chosen as a first-team All-America kicker by the Football News after he converted on 32-of-35 extra point attempts and 18-of-16 field goal attempts in 1985 and led UNA in scoring with 86 points...a native of Montevallo, Ala., Knowles was UNA's starting place-kicker for four seasons and established an NCAA Division II record for points scored by kicking in a career (regular-season) with 263...set 12 school, nine Gulf South Conference and one NCAA record during his career...ranks fourth in Division II history for career field goals with 45 (regular-season)...school and GSC records include career points scored (292), career points by a kicker (292), most field goals made and attempted in a career (51-83), most extra points made and attempted in a career (139-149), most points by kicking in a season (86 in 1985), most field goals made in a season (18 in 1985) and most field goals attempted in a season (26 in 1984 and 1985)...also holds school mark for consecutive PATs made (62), most extra points made in a season (46), most extra points made in a game (7 vs. Valdosta State in 1982 and West Georgia in 1983) and longest field goal made (51 yards vs. Livingston in 1985)...UNA compiled a 37-7-4 record during Knowles four years as kicker...

HONORABLE MENTION ALL-AMERICANS

1981 - PK Nelson McMurrain
1982 - DB Rod Brooks
1982 - LB Frank Condon
1982 - LB John Harris
1982 - TE Mike Gilley
1983 - RB Clarence Johnson
1984 - OL Scott Shirley
1984 - DT Dean Sanders
1984 - DB Lewis Billups
1985 - RB Clarence Johnson
1985 - LB Steve Rogers

COSIDA ACADEMIC ALL-AMERICA

Offensive lineman Don Smith of Huntsville, Ala., was named to the first-team of the College Sports Information Directors of America Academic All-America team in 1982. Smith maintained a 2.3 grade point average (3.0 scale) in Marketing and was also named to the Kodak and Associated Press All-America teams the same year.

Harlon Hill

George Lindsey

ALABAMA SPORTS HALL OF FAME

Perhaps the two most prominent figures to ever play football for the Lions also hold membership in the Alabama Sports Hall of Fame. Harlon Hill, a letterman from 1950-53 who was an NAIA All-American and was later named Rookie of the Year and Most Valuable Player in the National Football League while playing with the Chicago Bears, was the school's first inductee when he was chosen for membership in 1976. Then, in 1983, George "Goober" Lindsey, a football letterman in 1950 and 1951 who went on to television fame on the **Andy Griffith** and **Hee Haw** shows, was selected for membership.

UNA Honors

POST-SEASON ALL-STAR GAMES

Defensive back **Daryl Smith** was a consensus All-America pick in 1984 and became the first athlete in school history to play in post-season all-star competition at the Blue-Gray Classic in Montgomery, Ala., and the Senior Bowl in Mobile, Ala.

Another UNA defensive back, **Lewis Billups** of Ft. Walton Beach, Fla., was selected for post-season competition last season. Billups was selected for the Blue-Gray Classic and the Senior Bowl and was a starter in the secondary for the South squad in both games.

ASWA SMALL COLLEGE ATHLETE OF THE YEAR

University of North Alabama defensive back Daryl Smith was named Alabama Small College Athlete of the Year in 1984 by the Alabama Sportswriters Association. Smith was named to the Kodak, Associated Press and Football News All-America teams and was also the first athlete in school history to play in the Blue-Gray Classic and Senior Bowl All-Star games.

CHEVROLET SCHOLARSHIPS



Excellence on the football field has benefited UNA off the field as well as quarterbacks Rusty Towery (left) and Bobby Duncan (right) each had $1,000 scholarships donated in their names to the university by Chevrolet. Towery was selected Most Valuable Player by Chevrolet in UNA's 42-21 win over Troy State in 1983 in a game that was televised by CBS. Dunacn was named MVP in UNA's 27-24 loss to Central State of Ohio in the NCAA playoffs later that season in a game televised by ABC. In 1980 and 1981, UNA also received $1,000 scholarships in the name of quarterback Fred Riley who earned MVP acclaim in televised games against Eastern Illinois and Troy State.

LIONS IN THE PROS

UNA players who have signed contracts with professional football teams

FREE AGENTS

YEAR	PLAYER	POS	TEAM
1953	Alton "Monk" Romine	FB	Green Bay Packers
1958	Bill Lumpkin	END	New York Giants
1962	Henry Prater	END	Denver Broncos
1967	Ricky Lindsey	WR	Cincinnati Bengals
1973	Danny Kimble	WR	Chicago Bears
1977	Robert Steele	WR	Dallas Cowboys
1978	Brad Hendrix	DT	Dallas Cowboys
1979	Howard Ross	LB	Oakland Raiders
1979	Marcene Emmett	CB	New York Jets
1981	Lawson Fletcher	RB	Seattle Seahawks
1981	Sam Prater	LB	Denver Broncos
1981	Emmanuel Young	FS	Denver Broncos
1981	BoBo Lowe	LB	Memphis Showboats
1981	Steve Harris	DB	Denver Broncos
1982	Don Smith	OL	Birmingham Stallions
1982	Melvin Brown	WR	Minnesota Vikings
1983	Gary Davis	DB	Dallas Cowboys
1983	Richard Porter	LB	Saskatchewan Roughriders
1983	Mike Gilley	WR	Saskatchewan Roughriders
1984	Germaine Young	WR	Montreal Concords
1984	Dean Sanders	DT	New England Patriots
1984	Bobby Duncan	QB	Denver Broncos
1985	Harlow Fikes	P	Birmingham Stallions
1986	Chris Evans	SS	New York Jets

DRAFT CHOICES

YEAR	PLAYER	POS	TEAM
1953	Harlon Hill	WR	Chicago Bears
1960	Sammy Smith	HB	Denver Broncos
1979	Curtis Sirmones	RB	San Diego Chargers
1979	William Bowens	LB	Oakland Raiders
1980	Jerry Hill	WR	Washington Redskins
1983	Rusty Towery	QB	Jacksonville Bulls
1983	Chuck McCurley	TE	Jacksonville Bulls
1983	Rod Brooks	DB	Michigan Panthers
1984	Daryl Smith	DB	Denver Broncos
1985	Lewis Billups	DB	Cincinnati Bengals
1985	Bruce Jones	DB	Chicago Bears
1985	Billy Witt	DE	Buffalo Bills

The NFL Picks: H. Hill (15th round); S. Smith (27th round); Sirmones (8th round, 219th overall pick); Bowens (5th round, 128th overall pick); J. Hill (11th round, 284th overall pick); D. Smith (9th round, 250th overall pick); Billups (2nd round, 38th overall pick); Jones (7th round, 194th overall pick); Witt (11th round, 282nd overall pick)
The USFL Picks: Towery (7th round, 127th overall pick); McCurley (5th round, 126th overall pick); Brooks (16th round, 325th overall pick); D. Smith (2nd round, 22nd overall by Portland Breakers); Billups, Jones and Witt were drafted in the 1986 USFL Territorial Draft by the Birmingham Stallions.

CURRENT NFL PLAYERS



Billy Witt
Buffalo Bills

Lewis Billups
Cincinnati Bengals

UNA In Playoffs

1980
(Quarterfinal)
North Alabama 17
Virginia Union 8

Florence

Scoring Summary:
UNA — Clarence Johnson 66-yard run (McMurrain kick) 14:06 2nd
UNA — Nelson McMurrain 33-yard field goal, 12:31 2nd
VUU — Marlon Cowles 2-yard run (PAT no good) 6:26 3rd
UNA — Lawson Fletcher 1-yard run (McMurrain kick) 14:56 4th
VUU — UNA punter Guy Cox runs out of end zone for safety, 0:18 4th

Team Stats	UNA	VUU
First Downs	15	14
Rushing Attempts	51	40
Rushing Yards	232	115
Passes	4-9-1	12-26-0
Passing Yards	77	132
Total Offense	309	246
Fumbles/Lost	3-3	3-1
Penalties/Yards	5-68	7-39
Punts/Avg.	5-35.2	8-31.8

1980
(Semifinal)
Eastern Illinois 56
North Alabama 31

Florence

Scoring Summary:
UNA — Fred Riley 63-yard run (McMurrain kick) 14:13 1st
EIU — Kevin Staple 7-yard run (DeLong kick) 11:10 1st
UNA — Nelson McMurrain 47-yard field goal, 5:52 1st
UNA — Lawson Fletcher 6-yard run (McMurrain kick) 14:48 2nd
EIU — Kevin Staple 3-yard run (DeLong kick) 13:03 2nd
UNA — Melvin Brown 17-yard pass from Fred Riley (McMurrain kick) 6:34 2nd
EIU — Scott McGhee 22-yard pass from Chuck Wright (Staple run) 1:48 2nd
EIU — Mike Trepanier recovered blocked punt in end zone (DeLong kick) 0:03 2nd
EIU — Scott McGhee 37-yard pass from Chuck Wright (DeLong kick) 6:19 3rd
EIU — Keith Wojnowski 16-yard fumble return (DeLong kick) 5:34 3rd
EIU — Otis Grant 8-yard pass from Chuck Wright (DeLong kick) 6:08 4th
UNA — Fred Riley 3-yard run (McMurrain kick) 4:58 4th
EIU — Jeff Christiansen 3-yard run (DeLong kick) 0:12 4th

Team Stats	UNA	EIU
First Downs	8	24
Rushing Yards	134	231
Passes	5-12-1	21-34-3
Passing Yards	92	258
Total Offense	226	489
Fumbles/Lost	2-2	1-0
Penalties/Yards	4-50	8-60
Punts/Avg.	7-32.4	5-34.8

1983
(Quarterfinal)
North Alabama 16
Virginia Union 14

Florence

Scoring Summary:
UNA — James Knowles 25-yard field goal, 8:24 2nd
VUU — John Johnson 1-yard run (Copeland kick) 5:11 2nd
UNA — Stanley Gill 26-yard run (Knowles kick) 3:34 2nd
VUU — Carl Bland 10-yard pass from Johnson (Copeland kick) 0:13 2nd
UNA — James Knowles 22-yard field goal, 11:19 3rd
UNA — James Knowles 47-yard field goal, 8:53 4th

Team Stats	UNA	VUU
First Downs	11	17
Rushing Attempts	42	51
Rushing Yards	91	193
Passes	6-14-0	9-28-2
Passing Yards	70	82
Total Offense	161	275
Fumbles/Lost	1-0	1-0
Penalties/Yards	6-50	4-20
Punts/Avg.	7-40	10-24.8

1983
(Semifinal)
Central State (Ohio) 27
North Alabama 24

Florence

Scoring Summary:
CSU — Darrell Smith 11-yard pass from James Woody (Joseph kick) 14:25 2nd
UNA — James Knowles 32-yard field goal, 7:24 2nd
CSU — Darrell Grymes 62-yard pass from James Woody (Joseph kick) 5:47 2nd
CSU — George Scott 2-yard pass from James Woody (Joseph kick) 1:04 2nd
UNA — Brian Patterson 16-yard pass from Bobby Duncan (Knowles kick) 0:19 2nd
CSU — Clarence Joseph 49-yard field goal, 0:01 2nd
CSU — Clarence Joseph 34-yard field goal, 4:22 3rd
UNA — Clarence Johnson 33-yard run (Knowles kick) 14:53 4th
UNA — Brian Patterson 2-yard pass from Bobby Duncan (Knowles kick) 3:39 4th

Team Stats	UNA	CSU
First Downs	17	14
Rushing Attempts	45	49
Rushing Yards	117	101
Passes	10-22-3	8-18-2
Passing Yards	154	188
Total Offense	271	289
Fumbles/Lost	3-2	3-1
Penalties/Yards	5-45	7-59
Punts/Avg.	3-39.3	7-22.4

1985
(Quarterfinal)
North Alabama 14
Fort Valley State 7

Florence

Scoring Summary:
FVS — Dale Casey 13-yard pass from Chris Hill (Marcus kick) 3:40 1st
UNA — Michael Ricks 13-yard pass from Dallas Metcalf (Knowles kick) 8:42 4th
UNA — Charles Johnson 3-yard run (Knowles kick) 2:36 4th

Team Stats	UNA	FVS
First Downs	4	10
Rushing Attempts	35	46
Rushing Yards	24	97
Passes	4-23-3	12-30-4
Passing Yards	40	124
Total Offense	64	211
Fumbles/Lost	7-0	1-0
Penalties/Yards	4-25	8-59
Punts/Avg.	10-33.3	9-27.6

1985
(Semifinal)
North Alabama 34
Bloomsburg 0

Florence

Scoring Summary:
UNA — Lewis Billups recovers blocked punt in end zone (Knowles kick) 14:04 1st
UNA — Charles Johnson 1-yard run (Knowles kick) 14:58 2nd
UNA — Tony Morrow 54-yard pass from Dallas Metcalf (Knowles kick) 11:54 2nd
UNA — James Knowles 29-yard field goal, 0:00 2nd
UNA — James Knowles 34-yard field goal, 6:56 3rd
UNA — Glenn Ivy 9-yard pass from Dallas Metcalf (Knowles kick) 2:15 3rd

Team Stats	UNA	BU
First Downs	25	14
Rushing Attempts	59	28
Rushing Yards	218	49
Passes	11-16-1	10-33-1
Passing Yards	213	135
Total Offense	431	184
Fumbles/Lost	2-0	1-1
Penalties/Yards	4-32	6-29
Punts/Avg.	2-40.0	7-27.5

1985
(Championship)
North Dakota State 35
North Alabama 7

Palm Bowl, McAllen, Texas

Scoring Summary:
NDSU — Jeff Bentrim 4-yard run (Kubisz kick) 12:26 1st
NDSU — James Molstre 3-yard run (Kubisz kick) 2:45 1st
NDSU — Chad Stark 18-yard run (Kubisz kick) 12:17 3rd
NDSU — Jeff Bentrim 1-yard run (Kubisz kick) 4:23 3rd
NDSU — Len Kretchman 10-yard pass from Jeff Bentrim (Kubisz kick) 2:05 3rd
UNA — Charles Johnson 1-yard run (Knowles kick) 10:51 4th

Team Stats	UNA	NDSU
First Downs	13	14
Rushing Attempts	49	60
Rushing Yards	155	232
Passes	7-18-3	4-5-0
Passing Yards	83	79
Total Offense	238	311
Fumbles/Lost	5-3	6-3
Penalties/Yards	3-27	6-36
Punts/Avg.	8-36.0	5-35.0

Lion Lettermen

A

ADKINS, David 75
(Guin, Ala; Marion County)
ALEXANDER, Blake 77, 78, 79
(Memphis, Tenn; Columbia Military)
ALEXANDER, Kirk 61, 62
(Clanton, Ala; Lamar County)
ALLISON, Don 62, 63, 64, 65
(Stevenson, Ala)
ALLISON, Grayland 81
ALLISON, Mike 74, 75, 76
(Birmingham, Ala; Woodlawn)
ALSTON, Wade 73
(Huntsville, Ala)
ANDERSON, Billy Don 59, 60, 61
(Athens, Ala; Athens)
ANDERSON, Brezofski 77
(Rockford, Ala; Coosa County)
ARNOLD, Bill 66
(Muscle Shoals, Ala)

B

BAILEY, Alvin 78, 79
(Leesburg, Fla)
BAILEY, Johnny 63, 64, 65
(Ardmore, Ala)
BAILEY, Kenny 85
(Cullman, Ala; Cullman)
BAKER, Leroy 69, 70, 71
(Huntsville, Ala; Butler)
BALL, Eddie 72
BALLEW, Ralph 62
BANKS, Barry 83, 84, 85, 86
(Atlanta, Ga; Lithonia)
BANKS, Charles 61
BARNES, Van 70, 71
(Huntsville, Ala; Butler)
BARNETT, Jon 77, 78
(Hartselle, Ala; Morgan County)
BARNETT, Sedric 86
(Florence, Ala; Central)
BARNWELL, Ken 52
(Florence, Ala; Coffee)
BARRETT, Bill 56, 57, 59
(Greensboro, Ala; Greensboro)
BARTON, Carl 61, 62
(Haleyville, Ala; Haleyville)
BAXTER, Felix 86
(Dothan, Ala; Dothan)
BEARD, Charles Leonard 49, 50
(Sheffield, Ala; Sheffield)
BEARD, Joe 59, 60, 61
(Hueytown, Ala; Hueytown)
BEAVER, Clyde 60, 61, 62, 63
(Rossville, Ga; Rossville)
BEDDINGFIELD, Don 61
BELL, Creig 74, 76
(Addison, Ala; Addison)
BELL, Mickey 60, 61
(Scottsboro, Ala; Scottsboro)
BENDALL, James 59
BENTON, John 49
(Florence, Ala)
BEVIS, David 57
BIGONEY, Randy 82, 83, 84
(Huntsville, Ala; Huntsville)
BILLUPS, Lewis 82, 84, 85
(Ft. Walton Beach, Fla; Niceville)
BIVENS, Luther 77, 78, 79
(Birmingham, Ala; Minor)
BIVENS, Rodney 74, 75, 76
(Birmingham, Ala; Minor)
BLAIR, James 61, 62, 63, 64
(Florence, Ala; Coffee)
BLALOCK, David 58, 59, 60
(Cullman, Ala; Cullman)
BOBO, Max 66, 67, 68, 69
(Fayette, Ala; Fayette)
BOHANON, Joel 84, 85
(Russellville, Ala; Russellville)
BOLEY, Carl M. 49, 52
(Decatur, Ala; Decatur)
BOLLING, Frank 79
(Huntsville, Ala; Johnson)
BOLTON, Fred 60
(Russellville, Ala; Russellville)
BORDEN, Gilbert 59
(Cherokee, Ala; Cherokee Vocational)
BOSTICK, John 53, 54, 55
(Winfield, Ala)
BOWENS, William 76, 77, 78, 79
(Killen, Ala; Brooks)
BOX, Sparky 66, 67, 68, 69
(Sheffield, Ala; Sheffield)
BRADLEY, Karl W. 49
(Sheffield, Ala; Sheffield)
BRANDY, David 76
BRANNON, Gilmore 63
(Albertville, Ala)
BRASWELL, John O. 49, 50, 51
(Decatur, Ala; Decatur)
BRAWLEY, Maurice 74, 75, 76
(Leighton, Ala; Colbert County)
BRELAND, Earnest 62, 63, 64, 65
(Tuscumbia, Ala; Deshler)
BREWER, David 76
(Florence, Ala; Bradshaw)
BREWER, Joe F. 49, 52, 53, 54
(Decatur, Ala; Decatur)
BREWER, Ronnie 67, 68
(Florence, Ala)
BRIDGES, Steve 75
(Atlanta, Ga; Lakeside)
BROADFOOT, Howard 85, 86
(Florence, Ala; Coffee)
BROADFOOT, Jay 84, 85, 86
(Florence, Ala; Central)
BROM, Larry 70, 71, 72
(Jasper, Ala; Walker County)
BROOKS, Rod 80, 81, 82, 83
(Huntsville, Ala; Lee)
BROWN, Larry 71, 72, 73
(Huntsville, Ala; Butler)
BROWN, Melvin 79, 80, 81, 82
(Miami, Fla; South Dade)
BROWNLOW, Jimmy 58, 60
(Carrollton, Miss; Carrollton)
BRYANT, Vincent 82
(Birmingham, Ala; Hueytown)
BUCHANAN, Kerry 86
(Columbia, Tn; Central)
BURCHAM, Bobby 70, 71, 72
(Russellville, Ala: Russellville)
BURDINE, Greg 78, 79
(Florence, Ala; Coffee)
BURLESON, Max 56, 57, 58
(Hackleburg, Ala)
BURNS, Benny 66, 67, 68, 69
(Florence, Ala; Central)
BURNS, Eddy 74
(Birmingham, Ala; Huffman)
BURROWS, Edward 49, 51
(Fort Payne, Ala)
BYARS, Howard 67, 68, 69, 70
(Fayette, Ala; Fayette)
BYRD, John 75, 76
(Lawrenceville, Ga; Peachtree)
BYRD, Palmer 68, 69, 70
(Birmingham, Ala; Banks)
BYROM, Billy 66
(Huntsville, Ala)
BYRON, John 65

C

CALHOUN, Thomas 81, 82, 83, 84
(Alpine, Ala; Winterboro)
CAMPBELL, Tony 83
(Leighton, Ala; Colbert County)
CAMPBELL, Willie 86
(Columbia, Tenn; Central)
CARMICHAEL, Mack 60, 61, 62
(Panama City, Fla; Bay County)
CARRINGER, Jim 63, 64
(Florence, Ala)
CARTER, Derron 86
(Markham, Ill; Thornwood)
CARTER, Edward 58, 59
(Macon, Miss; Macon)
CARTER, Steve 78, 79, 80
(Savannah, Tenn; Central)
CHILDS, Bruce 75
(Birmingham, Ala; Huffman)
CHILDS, Buddy 73, 74
(Kathleen, Ga)
CHILDERS, Obie 77, 78, 79
(New Hope, Ala; New Hope)
CITRANO, John 55, 56
(Huntsville, Ala)
CLARK, Steve 74, 75
(Birmingham, Ala; Shades Valley)
CLAUNCH, Jeff 82, 83
(Sheffield, Ala; Sheffield)
CLEM, Marvin 52, 53
(Athens, Ala; Athens)
CLEMONS, Robert Ray 68, 69, 70
(Greenhill, Ala; Rogers)
CLEMONS, Tommy 65, 66, 67, 68
(Greenhill, Ala; Rogers)
CLEVELAND, Gilbert 58, 61, 62
(Tuscumbia, Ala; Deshler)
COBLIN, Billy Joe 56, 57
COCHRAN, John 76
(Huntsville, Ala; Grissom)
COFFEY, Derrick 86
(Pulaski, Tenn; Giles County)
COLLINS, Rodney 71, 72
CONDON, Frank 79, 80, 81, 82
(Mobile, Ala; Murphy)
CONNELL, John 74, 75
(Dunwoody, Ga; North Springs)
CONNER, Eric 86
(Gulfport, Miss; Harrison Central)
COOPER, James 63, 65
COOPER, Paul 62, 64
(Phil Campbell, Ala; Phil Campbell)
CORNELIUS, Don 64, 65, 66, 67
(Huntsville, Ala; Lee)
CORUM, Terry 84, 85, 86
(Cleveland, Tenn; Bradley County)
COTTON, Tom 56, 57
(Brilliant, Ala; Brilliant)
COUNTS, Gary 66, 68, 69, 70
(Tuscumbia, Ala; Deshler)
COX, Guy 77, 78, 79, 80
(Russellville, Ala; Russellville)
CRAWFORD, James 74, 75
(Columbus, Ga; Columbus)
CREASY, Don 62, 63, 64, 65
(Leighton, Ala; Colbert County)
CRUMP, John 55, 57
(Jasper, Ala)
CUNNINGHAM, Richard 82, 83, 84, 85
(Vero Beach, Fla; Vero Beach)
CURRY, Reger 81, 83, 85
(Birmingham, Ala; Wenonah)

D

DANIEL, Carrel 57, 58
(Athens, Ala; Athens)
DANIEL, Frank 63
DANIEL, Terry 61
(Athens, Ala; Athens)
DANIELS, Ken 60, 61, 62
(Huntsville, Ala; Butler)
DARRELL, John 61
DAUGHERTY, Dan 66, 67, 68, 69
(Florence, Ala; Central)
DAVIS, Gary 80, 81, 82, 83
(Huntsville, Ala; Johnson)
DAVIS, Jeff 76, 77, 78
(Glencoe, Ala; Glencoe)
DAVIS, Louie 74
(Huntsville, Ala; Butler)
DAVIS, Ronnie 63, 64
(Gordo, Ala; Gordo)
DAWSON, Lester 63, 64, 65
(Courtland, Ala)
DELIZ, Frank 73, 74, 75, 76
(Birmingham, Ala; Banks)
DEMOTT, Scott 86
(Eudora, Ks; Okaloosa)
DENNIS, Mike 64, 65, 66
(Guin, Ala)
DEWITT, Andy 86
(Midfield, Ala; Midfield)
DICKINSON, Bill 57, 58, 59
(Brilliant, Ala; Brilliant)
DIXON, Curtis 73, 74, 75, 76
(Birmingham, Ala; Woodlawn)
DONAHUE, Tim 85
(Tuscaloosa, Ala; Hillcrest)
DOUGLASS, John 85, 86
(Alabaster, Ala; Thompson)
DOUTHITT, Robert 58, 59, 60
(Florence, Ala; Coffee)
DRIVER, Judd 73, 74
(Birmingham, Ala; West End)
DRUMMOND, Phillip 86
(Jasper, Ala; Walker County)
DUKES, Roger 84
(Pontotoc, Miss; Pontotoc)
DUNCAN, Bobby 81, 82, 83, 84
(Lake City, Fla; Columbia)
DURDEN, Jim 73
(Milledgeville, Ga; Baldwin)
DUVALL, Bob 70
(Chubuta, Miss; Cumberland County)
DYAR, James 65
DYAR, Paul 52, 53, 54, 55
(Hamilton, Ala; Hamilton)
DYAR, Sam 53
(Guin, Ala)
DYER, Lewis 63
(LaFayette, Ga)

E

EDWARDS, Jeff 85, 86
(Opelika, Ala; Opelika)
EDWARDS, Tommy 77, 78, 79
(Starke, Fla; Bradford County)
EGER, Steve 86
(Louisville, Ky; Oldham County)
ELKINS, Allen 68
(Decatur, Ala; Decatur)
ELLIOTT, Chris 85
(Homewood, Ala; Homewood)
ELLISON, Ronald 63
(Decatur, Ala; Decatur)
ELMORE, David 71, 72
(Bessemer, Ala; Oak Grove)
ELMORE, Joe 50, 51, 52, 53
(Reform, Ala)
ELMORE, George 56
(Reform, Ala)
ELMORE, Randy 68, 69
(Florence, Ala; Bradshaw)
ELROD, Robert 68, 69
(Arab, Ala; Arab)
EMMETT, Marcene, 76, 77, 78, 79
(Mobile, Ala; McGill-Toolen)
ETHRIDGE, Kirk 83, 84, 85, 86
(Birmingham, Ala; Woodlawn)
EVANS, Chris 83, 84, 85, 86
(Atlanta, Ga; Frederick Douglas)
EZELL, Garner 75, 76
(Leoma, Tenn; Loretto)
EZELL, Petty 58
(Rogersville, Ala; Rogersville)

F

FARRIS, Bill 51, 52
(Corinth, Miss)
FERRELL, Roger 72, 73, 74
(Decatur, Ala; Decatur)

FIKES, Harlow 82, 83, 84, 85
(Athens, Ala; Athens)
FILES, Eric 86
(Queens, N.Y.; Beach Channel)
FLETCHER, Lawson 78, 79, 80, 81
(Moulton, Ala; Lawrence County)
FLURRY, Bill 55, 56
(Sheffield, Ala)
FOWLER, L.C. 57, 59
FOWLER, Steve 80
(Tuscaloosa, Ala; Holt)
FRANKLIN, Tony 80
(Mobile, Ala; Murphy)
FRANKS, Ed 67, 68, 69, 70
(Brilliant, Ala; Brilliant)
FREDERICKS, Mike 81, 82, 83, 84
(Tallahassee, Fla; Leon)
FREE, Aubrey Allen 49
(Decatur, Ala; Decatur)
FRY, Guy 72
(Sheffield, Ala; Sheffield)
FULLER, Bernard 50
FULLER, Wil 72, 75
(Jasper, Ala; Walker County)
FUSON, Bimbo 75
(Middlesboro, Ky; Middlesboro)

G

GALEN, Clark 76
(Miami, Fla; Palmetto)
GAMBLE, Jody 67, 68, 69, 70
(Scottsboro, Ala; Scottsboro)
GARGIS, David 72
(Leighton, Ala; Colbert County)
GARNER, Tim 85, 86
(Gordo, Ala; Gordo)
GARRAD, Gus 61, 62
(Haleyville, Ala; Haleyville)
GARRISON, Carl 51, 52, 53, 54
GIBBONS, Mike 72
GIBSON, Bubba 76
(Dadeville, Ala; Dadeville)
GILL, James 78, 79, 80, 81
(Athens, Ala; Athens)
GILL, Stanley 81, 82, 83, 84
(Hartselle, Ala; Hartselle)
GILLEY, Mike 80, 81, 82, 83
(Phil Campbell, Ala; Phil Campbell)
GIPSON, Jack 82, 83, 84, 85
(Fyffe, Ala; Fyffe)
GLASS, Charlie 81, 82, 83, 84
(Sweetwater, Ala; Sweetwater)
GLASS, James 51, 52
(Bear Creek, Ala)
GODSEY, Bill 55, 56, 57
(Haleyville, Ala; Haleyville)
GODSEY, R.L. 53
(Haleyville, Ala; Haleyville)
GOODE, Chris 82
(Town Creek, Ala; Hazlewood)
GOODMAN, Eric 86
(Columbia, Tn; Central)
GOODMAN, Gerald 76, 77
(Blountstown, Fla; Blountstown)
GRAHAM, Glenn W. 49, 50
(Florence, Ala)
GRAHAM, Harold 58, 59, 60
(Tuscumbia, Ala; Deshler)
GRANT, James 65, 66, 67, 68
(Florence, Ala)
GRAY, Michael 65
(Fairhope, Ala)
GREENE, Harold 83, 84, 85
(Adamsville, Ala; Adamsville)
GREEN, Otis 76, 77, 78, 79
(Hanceville, Ala; Hanceville)
GREENHAW, Tom 58, 59
(Athens, Ala; Athens)
GRISHAM, Earl 54, 56, 57
(Rogersville, Ala; Lauderdale County)
GRUBB, Johnny 77, 78, 79
(Athens, Tenn; McMinn County)
GRUBB, Rob 86
(Florence, Ala; Bradshaw)
GUNTER, Ken 58, 59
(Haleyville, Ala; Haleyville)

H

HAGEDORN, Lee 60, 61
(Cullman, Ala; Cullman)
HALL, John B. 49, 50
(Tuscumbia, Ala; Deshler)
HAMILTON, Bill 52, 53, 54, 55
(Athens, Ala; Athens)
HAMILTON, Dale 49
(Kewanee, Ill)
HAMER, Jim 52
HAMMOCK, Frankie 74, 75, 76
(Dublin, Ga; East Laurens)
HAMNER, Troy 53
(Lexington, Ala)
HANCOCK, Bill 53
HANCOCK, Dale 67, 68, 69, 70
(Cullman, Ala; Cullman)
HANNAH, Carl 58, 59
(LaFayette, Ga)
HANSON, Marty 77, 78, 79
(Addison, Ala; Addison)
HARBIN, David 71, 72
(Huntsville, Ala; Butler)
HARDEN, Tim 74, 75, 76
(Enterprise, Ala; Enterprise)
HARGETT, Teddy 55, 57
(Sheffield, Ala; Sheffield)
HARGROVE, Billy 71, 72, 73
(Athens, Ala; Athens)
HARGROVE, Dudley 49
(Florence, Ala)
HARRIS, Benn 52, 53, 54
(Leighton, Ala)
HARRIS, John 82, 83, 84
(Pensacola, Fla; Escambia)
HARRIS, Robert 74
(Springville, Ala; Springville)
HARRIS, Ron 80, 81, 82
(Nashville, Tenn; Maplewood)
HARRIS, Steve 80, 81
(Cordova, Ala; Cordova)
HARRISON, Hugh 53, 56, 57
(Vernon, Ala)
HARVEY, Len 76
(Tallahassee, Fla; Leon)
HASTING, Jack 70
HATHORN, Wendell 70, 71, 72, 73
(Altoona, Ala; Susan Moore)
HAWKS, Ben 74, 75, 76
(Gainesville, Ga; Gainesville)
HAYES, Danny 78, 79, 80
(Leeds, Ala; Leeds)
HAYNES, Aubrey 73, 74, 75, 76
(Haleyville, Ala; Haleyville)
HEARON, Mike 81, 82
(Birmingham, Ala; Banks)
HENDRIX, Brad 75, 76, 77, 78
(Birmingham, Ala; Woodlawn)
HENNESSEY, James 51
(Atlanta, Ga)
HERBERT, E. 60
HESTER, Ray 62, 63, 64, 65
(Phil Campbell, Ala; Phil Campbell)
HICKEY, Pat 85
(Baltimore, Md)
HIGGINBOTHAM, Frank 76
(Birmingham, Ala; Hewitt-Trussville)
HILL, Doyle 63, 64
(Rogersville, Ala; Lauderdale County)
HILL, Eddie 71
(Cullman, Ala; Cullman)
HILL, Harlon 50, 51, 52, 53
(Killen, Ala; Lauderdale County)
HILL, Lane 85
(Altoona, Ala; West End)
HILL, Jerry 77, 78, 79, 80
(Killen, Ala; Brooks)
HINES, David 71
(Florence, Ala; Rogers)
HITTINGER, Jeff 76
(Tallahassee, Fla; Leon)
HOBBS, Stevie 86
(Mendenhall, Miss; Mendenhall)
HODGES, James 50, 51
(Fairfield, Ala)
HODGES, James 52, 53, 54
HODGES, Richard 66
(Columbus, Ga)
HOGAN, David 68, 69
(Athens, Ala; Athens)
HOLDERFIELD, Dennis 66, 67, 68
(Courtland, Ala)
HOLLAND, Guin 58, 60, 61
(Decatur, Ala; Decatur)
HOLIDAY, John 54, 55, 56
(Sulligent, Ala; Sulligent)
HOLLINGSWORTH, Caldwell 49, 50, 51, 52
(Fayette, Ala)
HOLLIS, Baker 49
(Vernon, Ala)
HOLT, Chris 79, 80
(Erwin, Tenn; Erwin)
HOLT, Tim 82
(Tuscumbia, Ala; Deshler)
HORN, Tommy 80, 81
(Birmingham, Ala; Erwin)
HORTON, Pete 72
HOUTS, Greg 76
HUBBERT, Charles 59
(Birmingham, Ala; Ensley)
HUDSON, Gerald 58, 59, 60
(Tuscumbia, Ala; Deshler)
HUDSON, Robbie 72, 73, 74, 75
(Lincoln, Ala; Lincoln)
HUNT, Dexter 83, 84, 85
(Jackson, Ala; Jackson)
HUNT, Neil 58, 59, 60
(Arab, Ala; Arab)
HURST, Bobby 60, 61, 62
(Sheffield, Ala; Sheffield)
HYCHE, Tarrie 62
(Double Springs, Ala)
HYDE, Orlon J. 49, 50
(Nauvoo, Ala)
HYDE, Sam 51
(Nauvoo, Ala)

I

IRONS, Ken 77, 78, 79, 80
(Florence, Ala; Coffee)
ISBELL, Jimmy 69, 70
(Leighton, Ala; Colbert County)
IVY, Glenn 83, 85, 86
(Shannon, Miss; Okolona)

J

JACKSON, Billy 68
(Russellville, Ala; Russellville)
JACKSON, Bobby 59, 60, 61, 62
(Sheffield, Ala; Sheffield)
JACKSON, Jerry 61
JACKSON, Marvin 80
(Starkville, Miss; New Hope)
JACOBS, John 85
(Loretto, Tenn; Loretto)
JACOBS, Rocky 74
(Northport, Ala; Tuscaloosa County)
JAMES, Mark 81, 82
(Grandview, Mo; Grandview)
JAGGERS, Richard 70
(Sulligent, Ala; Sulligent)
JARMON, Perry 85, 86
(Decatur, Ala; Austin)
JEFFREYS, Larry 71, 72, 73, 74
(Florence, Ala; Central)
JEFFRIES, Jerome 73
(Tuscaloosa, Ala; Tuscaloosa)
JOHNSON, Barry 72, 73, 74, 75
(Hamilton, Ala; Hamilton)
JOHNSON, Billy Joe 66, 67, 68, 69
(Tuscumbia, Ala; Deshler)
JOHNSON, Charles 85, 86
(Hartford, Md; Joppatown)
JOHNSON, Clarence 80, 82, 83, 85
(Huntsville, Ala; Johnson)
JOHNSON, Dennis 67
(Ringgold, Ga)
JOHNSON, Don 65
JOHNSON, Johnny 81
(Athens, Ala; Clements)
JOHNSON, Larry 61
JOHNSON, Marvin 73
(Gardendale, Ala)
JOHNSON, Phillip 82
(Columbus, Miss; Lee)
JONES, Anthony 79
(Birmingham, Ala; Ensley)
JONES, Barry 63, 64
(Lyons, Ga)
JONES, Belton 50
(Florence, Ala)
JONES, Brooks C. 49, 50
(Vernon, Ala)
JONES, Bruce 82, 83, 84, 85
(Courtland, Ala; Courtland)
JONES, Herbie 80, 81
(Sheffield, Ala; Sheffield)
JONES, Joseph 63
JONES, Rodney 85
(Chickamauga, Ga; Chattanooga Valley)
JONES, Tony 84
(Hampton, Va; Hampton)
JORDAN, Davis 81, 82
(Bessemer, Ala; McAdory)
JORDAN, Walter 67
(Smyrna, Tenn)

K

KENNEDY, Charles 73, 74
(Decatur, Ala; Decatur)
KIMBLE, Danny 70, 71, 72, 73
(Gadsden, Ala; Emma Sansom)
KING, Jack 50
(Kingston Springs, Tenn)
KING, Scotty 72, 73
(Pampa, Tex; Pampa)
KIRK, David 63, 64, 65, 66
(Columbus, Ga)
KIRKPATRICK, Wade 78, 79
(Homewood, Ala; Homewood)
KNIGHT, Elmer 61, 62, 63
(Meridian, Miss)
KNIGHT, Mike 72, 73
(Sulligent, Ala; Sulligent)
KNOWLES, 82, 83, 84, 85
(Montevallo, Ala; Shelby Academy)
KOEHN, Barry 72, 73, 74, 75
(Huntsville, Ala; Butler)

L

LANE, Chuck 78, 79
(Decatur, Ala; Decatur)
LATIMORE, James 76
(Columbus, Ga; Columbus)
LAW, Greg 83
(Jacksonville, Ala; Jacksonville)
LAWLER, Glenn 56, 57
(Russellville, Ala; Russellville)
LAWRENCE, Kenneth 54, 55, 56
(Hackleburg, Ala; Hackleburg)
LAWSON, George 61
LEE, Shawn 86
(Brooklyn, N.Y.; Erasmus Hall)
LENTZ, Gene 50
(Decatur, Ala)
LEWEY, Ronnie 78, 79, 80
(Florence, Ala; Coffee)
LEWIS, Jack 76, 77, 78, 79
(Huntsville, Ala; Huntsville)
LINDSEY, George 50, 51
(Jasper, Ala; Walker County)

LINDSEY, Ricky 66, 67, 68
(Sheffield, Ala; Sheffield)
LOGAN, Kevin 78
(Delray Beach, Fla; Atlantic)
LOGAN, Phil 67, 68, 69
(Haleyville, Ala; Haleyville)
LOGAN, Steve 60, 61, 62, 63
(Haleyville, Ala; Haleyville)
LONG, Steve 60, 61, 62, 63
LONG, Johnny 69, 70
LOWE, Herbert 79, 80, 81
(Spanish Fort, Ala; Fairhope)
LUMPKIN, Billy 57
LUNDY, Clayton 73, 74, 75, 76
(Rome, Ga; West Rome)

Mc

McBRAYER, Max 49
(Marietta, Ga)
McCABE, Neal 53
McCANTS, Lonzie 79, 80, 81, 82
(Monroeville, Ala; Monroeville)
McCOMBS, Mike 74, 75, 76
(Hueytown, Ala; Hueytown)
McCORMACK, William 69, 70, 71
(Leighton, Ala; Colbert County)
McCRARY, Dan 71, 72
McCULLEY, Carl 67, 68, 69
(Huntsville, Ala; Lee)
McCURLEY, Chuck 80, 81, 82, 83
(Pensacola, Fla; Escambia)
McGEE, Bill 61
(Athens, Ala; Athens)
McGEE, Johnny 66, 67, 68, 69
(Lawrenceburg, Tenn; Lawrence County)
McGEE, Ollie 78, 79, 80, 81
(Athens, Ala; Athens)
McKINLEY, Danny 80, 81, 84, 85
(Tuscaloosa, Ala; Holt)
McKINNEY, Ronnie 70
(Booneville, Miss)
McMINN, Tony 71, 72, 73
(Muscle Shoals, Ala; Muscle Shoals)
McMURRAIN, Nelson 78, 79, 80, 81
(Delray Beach, Fla; Atlantic)

M

MAERTENS, Pat 86
(Radcliff, Ky; North Hardin)
MARKS, Mike 82, 83, 84
(Florence, Ala; Coffee)
MARSH, Marvin 86
(Gadsden, Ala; Litchfield)
MARSH, Mike 86
(Manhattan, Ks; Manhattan)
MASON, Clifford 81, 82, 83, 84
(Courtland, Ala; Courtland)
MATHIS, Dale 71, 72, 73
(Decatur, Ala; Decatur)
MATHIS, Roger 68, 69, 70
(Decatur, Ala; Decatur)
MARSHALL, Larry 66, 67, 68
(Florence, Ala)
MARTIN, Bob 74
(Birmingham, Ala; Banks)
MARTIN, David 56, 57, 58, 59
(Athens, Ala; Athens)
MEEKS, Ronald 55, 56, 57
(Sheffield, Ala; Sheffield)
MERRITT, Marc 73, 74, 75, 76
(Birmingham, Ala; Shades Valley)
METCALF, Dallas 82, 84, 85
(Odessa, Tex; Odessa)
MICHAEL, Randy 77, 78
(Lyons, Ga)
MILLER, Bobby 58
MILLER, Greg 73
(Mobile, Ala; Murphy)
MILLER, Spry 72
(Florence, Ala; Coffee)
MISTER, Lonnie 86
(Morehead City, N.C.; West Carteret)

MIZELL, Jerry 72, 73, 74, 75
(Decatur, Ala; Decatur)
MOCK, Durell 49, 50, 51, 52
(Talladega, Ala; Talladega)
MOORE, Buddy 51, 52, 53, 54
(Sheffield, Ala; Sheffield)
MOORE, Charles 50
(Florence, Ala; Coffee)
MOORE, Hamp 78, 79, 80, 81
(Albertville, Ala; Albertville)
MOORE, John 86
(Clements, Ala; Clements)
MOORE, Robert 80, 81, 82, 83
(Hartselle, Ala; Hartselle)
MOORE, Sam 80
(Florence, Ala; Central)
MORGAN, Hezzie 70, 71, 72
(Jasper, Ala; Walker County)
MORROW, Joe 60, 61
(Cordova, Ala; Cordova)
MORROW, Tony 85, 86
(Decatur, Ala; Austin)
MORRIS, Andy 73, 74, 75
(Huntsville, Ala; Butler)
MORSE, Jeff 76
(Trafford, Ala; Locust Fork)
MOSELEY, Joe 57, 58, 59
(Sulligent, Ala; Sulligent)
MURRAY, Mike 73, 74
(Gainesville, Ga; Gainesville)
MURRELL, Royal 85
(Lexington, N.C.; Lexington)
MUSICK, John 74, 75
(Midland City, Ala; Dale County)

N

NAUMAN, Kevin 82, 83, 84, 85
(Enterprise, Ala; Enterprise)
NAVE, Mike 71, 72
(Athens, Ala; Clements)
NEAL, Danny 76
(Birmingham, Ala; Banks)
NEAL, Riley 85, 86
(Enterprise, Ala; Enterprise)
NICHOLLS, Kenny 86
(Baltimore, Md; Calvert Hall)
NIXON, H.T. 78
(Tarpon Springs, Fla; Tarpon Springs)
NORTHAN, Benny 67, 68
(Vernon, Ala)
NORRIS, Tim 68, 69
(Russellville, Ala; Russellville)

O

O'KELLEY, Robert 65, 66, 67, 68
(Rossville, Ga; Rossville)
OWENS, Wayne 69, 70
(Cherokee, Ala; Cherokee Vocational)

P

PARKER, Richard 49
PARKER, William Don 49, 50, 51
(Hillsboro, Ala)
PARKS, Marvin 70
(Muscle Shoals, Ala; Muscle Shoals)
PARRISH, Bennie 86
(Winfield, Ala; Winfield)
PARVIN, Paul 71, 72, 73, 74
(Huntsville, Ala; Lee)
PATTERSON, Brad 84
(Dalton, Ga; Dalton)
PATTERSON, Brian 82, 83, 84
(Dalton, Ga; Dalton)
PATTERSON, Chuck 76, 77, 78, 79
(Opp, Ala; Opp)
PATTERSON, Frankie 69, 70, 71, 72
(Florence, Ala; Bradshaw)
PATTERSON, Jeff 78, 79, 80, 81
(Florence, Ala; Central)
PEARSON, Donald 74, 75, 76
(Birmingham, Ala; West End)

PEARSON, Kevin 86
(Florence, Ala; Coffee)
PECK, Larry 76, 77
(Tuscumbia, Ala; Deshler)
PERKINS, George 64, 65, 66, 67
(Florence, Ala; Central)
PHILLIPS, Clarence 56, 57, 58
(Birmingham, Ala)
PHILLIPS, Wendell 84, 85, 86
(Leighton, Ala; Colbert County)
PICKENS, Don 54, 55, 56
(Sheffield, Ala; Sheffield)
PIKE, Bill 62, 63, 64, 65
PLAISANCE, Lionel 79
(Tampa, Fla; Plantation)
POINTER, Ben 78, 79, 80, 81
(Birmingham, Ala; Huffman)
POINTER, Melvin 76
(Moulton, Ala; Lawrence County)
POOL, Kelly 74
(Lanette, Ala; Lanette)
POOLE, Bimol 49, 51, 53
(Florence, Ala)
PORTER, Richard 81, 82, 83
(Pensacola, Fla; Pensacola Catholic)
POUNDERS, Terry 68, 69
(Russellville, Ala; Russellville)
POWELL, Hoyt 54
PRATER, Henry 58, 59, 60, 61
(Florence, Ala; Coffee)
PRATER, Jim 54, 55, 56
(Florence, Ala)
PRATER, Sam 80, 81
(Florence, Ala; Coffee)
PRESSLEY, Paul 77, 78, 79, 80
(Birmingham, Ala; West End)
PRIDE, Bobby Joe 68, 69, 70
(Decatur, Ala; Decatur)

Q

QUINN, Rayburn 63, 64
(Ardmore, Ala; Ardmore)

R

RALPH, Roger 73, 74, 75
(Arab, Ala; Arab)
RANKIN, Thomas 83
(Mobile, Ala; Murphy)
RAY, Wayne 61
RAYFIELD, Don 54, 55
(Lawrenceburg, Tenn; Lawrence County)
RAYFIELD, Rex 57, 58
(Lawrenceburg, Tenn; Lawrence County)
REDWINE, Jack 56, 57, 58
(Cherokee, Ala; Cherokee Vocational)
REESE, Brent 83
(Leeds, Ala; Leeds)
RICHARDSON, Travis 52, 53, 54
RICHARD, Don 68, 69
(Cullman, Ala; Cullman)
RICHARD, Ivan 72, 73, 74, 75
(Cullman, Ala; Cullman)
RICKMAN, Mark 61, 62
RICKS, Michael 85, 86
(Leighton, Ala; Colbert County)
RIDLEY, Neal 83, 84
(Piedmont, Ala; Piedmont)
RILEY, Fred 80, 81
(Birmingham, Ala; Minor)
RITCH, R.W. 53
(Hamilton, Ala; Hamilton)
ROBERTS, Jim 64, 65
(Haleyville, Ala; Haleyville)
ROBINSON, H.S. 61, 62
(Vernon, Ala)
ROBINSON, James 81
(Bessemer, Ala; Jess Lanier)
ROGERS, Steve 82, 83, 84, 85
(Cumming, Ga; Forsythe County)
ROLLINS, Mike 80, 81, 82, 83
(Lithonia, Ga; Lithonia)

ROLLINS, Mitch 81
(Atlanta, Ga; Northeast)
ROMINE, Alton 51, 52, 53
(Rogersville, Ala; Lauderdale County)
ROMINE, Richard 66
(Florence, Ala)
ROSE, Burnis 74, 75, 76
(Leeds, Ala; Leeds)
ROSS, Howard 75, 76, 77, 78
(Birmingham, Ala; Woodlawn)
RUSSELL, Bobby 65, 66, 67
(Florence, Ala)
RUTLAND, Kenneth 63
(Leighton, Ala)
RUTHERFORD, Dexter 82, 83
(Hatton, Ala; Hatton)
RYLANT, Keith 73
(Decatur, Ala; Austin)

S

SANDERS, Dean 81, 82, 83, 84
(Huntsville, Ala; Butler)
SANDERSON, Gene 55, 56, 57
(Hamilton, Ala; Hamilton)
SANDERSON, R.C. 60, 61, 62
(Hamilton, Ala; Hamilton)
SANDERSON, Wayne 59, 60
(Hamilton, Ala; Hamilton)
SANFORD, Herbert 49, 50, 51
(Manchester, Ala)
SATTERFIELD, Clint 80, 81, 82
(Hartsville, Tenn; Trousdale County)
SAVAGE, Jim 54
SCHMITT, David 79, 80, 81, 82
(Huntsville, Ala; Lee)
SCHULTZ, Jerry 64, 65, 66, 67
(Huntsville, Ala)
SCOTT, Gynera 86
(Florence, Ala; Central)
SCOTT, Scotty 80, 81
(Birmingham, Ala; Minor)
SCOTT, Wesley 83, 84, 85
(Lucedale, Miss; George County)
SELF, Mike 86
(Birmingham, Ala; Vestavia)
SEXTON, Tobin 73, 74, 75, 76
(Chamblee, Ga; Lakeside)
SHAVER, Fred 55
(Garden City, Ala)
SHAW, Chris 84, 85, 86
(Birmingham, Ala; Homewood)
SHERRILL, Nolen 51, 52
(Phil Campbell, Ala; Phil Campbell)
SHIPP, Mike 76
(Arab, Ala; Arab)
SHIRLEY, Scott 83, 84
(Gordo, Ala; Gordo)
SHIRLEY, Tony 84, 85, 86
(Gordo, Ala; Gordo)
SHOULDERS, Keith 81
(Tanner, Ala; Tanner)
SIMPSON, Anthony 86
(Leighton, Ala; Colbert County)
SIMS, Jeff 81, 82, 83, 84
(Pensacola, Fla; Escambia)
SIMS, Norman 74, 75, 76
(Phenix City, Ala; Pacelli)
SIRMONES, Curtis 77, 78
(Lake Butler, Fla; Union County)
SISSON, Harold 55, 56, 57
(Haleyville, Ala; Haleyville)
SMALL, Bill 56
(Arab, Ala; Arab)
SMITH, Daryl 81, 82, 83, 84
(Opelika, Ala; Opelika)
SMITH, David 66
(Huntsville, Ala)
SMITH, David S. 83, 84, 85
(Opelika, Ala; Opelika)
SMITH, Don 79, 80, 81, 82
(Huntsville, Ala; Lee)
SMITH, Ganum 67, 68, 69, 70
(Florence, Ala; Coffee)

SMITH, Jeff 85, 86
(Nashville, Tenn; Strattford)
SMITH, Jerome 80
(Americus, Ga; Americus)
SMITH, John D. 53, 54, 55
(Harvest, Ala)
SMITH, Myles 74, 75, 76
(Birmingham, Ala; West End)
SMITH, Paul 79, 80
(Columbus, Miss)
SMITH, Ricky 75
(College Park, Ga; North Clayton)
SMITH, Sammy 59, 60
(Talladega, Ala; Talladega)
SMITH, Sherrill 57
(Athens, Ala; Athens)
SMITH, William 49, 50
(Florence, Ala)
STAPLER, Gary 68, 69
(Huntsville, Ala; Butler)
STEELE, Charles 85
(Leighton, Ala; Colbert County)
STEELE, Doyce 71
(Huntsville, Ala; Buckhorn)
STEELE, Robert 75, 76
(Columbus, Ga; Hardaway)
STEPHENS, Lawrence 73
(Phenix City, Ala; Central)
STEWART, Steve 74, 75
(Decatur, Ala; Austin)
STOOKSBERRY, Terry 76, 77, 78
(Florence, Ala; Bradshaw)
STRAIN, Bill 71, 72, 73
(Athens, Ala; Athens)
STRAUGHTER, Bobby 79
(Aberdeen, Miss)
STRAWN, Tommy 61
(Carrollton, Ala; Carrollton)
STRICKLAND, Frank 73
(Gainesville, Ga; Gainesville)
STROZIER, Gene 56
(Clay, La)
SULLINS, S.E. 61
(Hackleburg, Ala; Hackleburg)
SULLINS, Tommy 52
(Hamilton, Ala; Hamilton)

T

TANNIEHILL, James 77, 78
(Alabaster, Ala; Thompson)
TAYLOR, Marvin 50
(Decatur, Ala; Decatur)
TAYLOR, Milton 79, 80, 81, 82
(Tampa, Fla; Thomas Jefferson)
TAYLOR, Wendell 52, 53, 54, 55
(Bridgeport, Ala)
TAYLOR, Willie 74
(Birmingham, Ala; Ensley)
TERRELL, Shepard 83
(Atlanta, Ga; Douglas)
THIGPEN, Joe 66
(Florence, Ala)
THOMAS, Bobby 70
(Dorsey, Miss)
THOMAS, David 61, 62, 63
(Huntsville, Ala; Butler)
THOMAS, D.J. 80, 81
(Tallahassee, Fla; Leon)
THOMAS, Henry 86
(Columbus, Ga; Hardaway)
THOMAS, Leonard 68, 69, 70, 71
(Huntsville, Ala; Butler)
THOMAS, Wilburn 53, 54
(Thomasville, Ala)
THOMPSON, Jerry 53, 54
(Hartselle, Ala; Hartselle)
THOMPSON, Lynn 64, 65, 66
(Hartselle, Ala; Hartselle)
THORN, Perry 65
THORN, Wayne 64
(Athens, Ala)
TIMBERLAKE, Mike 77, 78, 79
(Fackler, Ala; Scottsboro)
TONER, Charles 61, 62, 63
(Bessemer, Ala; Bessemer)
TOWERY, Rusty 79, 80, 82, 83
(Pensacola, Fla; Tate)
TOWNLEY, Kenneth 62, 63, 64
(Carbon Hill, Ala; Carbon Hill)
TOWNLEY, William 65
THRASHER, Joe 59
THROWER, Fred 53, 54
TRIMBLE, James 69, 70, 71, 72
(Florence, Ala; Bradshaw)
TROTTER, John 72
(Oakland, Tenn; Fayette County)
TURRELL, Morris 86
(Tallahassee, Fla; Godby)

U

UNDERWOOD, Alan 83, 84, 85
(Tuscumbia, Ala; Deshler)
UNDERWOOD, Lyle 58, 59
(Foley, Ala; Foley)

V

VEAL, Jay 86
(Lake City, Fla; Columbia)

W

WADE, Bobby Neal 49, 50, 51, 54
(Sheffield, Ala; Sheffield)
WAKEFIELD, Jim 52
WALKER, Albert 75, 76, 77, 78
(Decatur, Ala; Decatur)
WALKER, Manuel 76, 77, 78
(Hueytown, Ala; Hueytown)
WALLACE, Charles 50, 51
(Jasper, Ala; Walker County)
WALLACE, Ray 51, 52, 53, 54
(Cordova, Ala; Cordova)
WALSH, Gary 77, 78, 79
(Huntsville, Ala; Johnson)
WARD, Carl 79, 80
(Huntsville, Ala; Sparkman)
WARHURST, Tommy 69, 70
(Cherokee, Ala; Cherokee Vocational)
WASHINGTON, James 84, 85
(Gordo, Ala; Gordo)
WASHINGTON, Karl 77, 78, 79
(Huntsville, Ala; Johnson)
WASHINGTON, Kelvin 85, 86
(Gordo, Ala; Gordo)
WATKINS, David 83
(Holt, Ala; Holt)
WATTS, Ed 52
(Fairfield, Ala)
WEAR, Flavil (Butch) 61, 62, 63, 64
(Bridgeport, Ala)
WEAVER, Dan 61
(Florence, Ala; Coffee)
WEAVER, Jack 69, 70
(Milledgeville, Ga)
WEAVER, Jack 49
WEAVER, Raymond 72, 73
(Guntersville, Ala; Marshall County)
WEBB, Larry 85, 86
(Opelika, Ala; Opelika)
WEST, Bobby 59, 60
(Haleyville, Ala; Haleyville)
WEST, Don 55, 56
(Haleyville, Ala; Haleyville)
WEST, Merle 52
(Haleyville, Ala; Haleyville)
WHITSETT, Bearl 56, 57, 59
(Rogersville, Ala; Lauderdale County)
WHITTEN, L.L. 49, 50, 51, 52
(Florence, Ala; Coffee)
WILBURN, Mike 70, 71, 72
(Athens, Ala; Athens)
WILLIAMS, Dewayne 79, 80, 81, 82
(Jacksonville, Ala; Jacksonville)
WILLIAMS, Frankie 72
(Decatur, Ala; Decatur)
WILLIAMS, Johnny 75, 76, 77, 78
(Holt, Ala; Holt)
WILLIAMS, Leroy 84
(Litchfield, Ala; Litchfield)
WILLIAMS, Spencer 86
(Gadsden, Ala; Gadsden)
WILLIAMSON, Ronnie 67, 68, 69, 70
(Sheffield, Ala; Sheffield)
WILLIAMSON, Wilson 51, 52
WILLIS, John 60, 61, 62
(Thomasville, Ala; Thomasville)
WILSON, Roland 83, 84, 85, 86
(Decatur, Ga; Southwest Dekalb)
WISE, Bill 61, 62
(Fayetteville, Tenn; Central)
WITHERSPOON, Terry 74, 75, 76
(Fairfield, Ala; Fairfield)
WITT, Billy 82, 83, 84, 85
(Russellville, Ala; Russellville)
WITT, Jim 71, 72
(Ardmore, Ala; Ardmore)
WYATT, David 85, 86
(Radcliff, Ky; North Hardin)
WYATT, Tommy 61, 62, 63, 64
(Phil Campbell, Ala; Phil Campbell)

Y

YANCEY, Larry 57, 58, 59, 60
(Hackleburg, Ala; Hackleburg)
YARBROUGH, Dave 52
YEAGER, Chris 80, 81, 82
(West Point, Ala; Fairview)
YEAGER, Craig 85
(West Point, Ala; Fairview)
YOUNG, Emmanuel 78, 79, 80, 81
(Tuscumbia, Ala; Deshler)
YOUNG, Germaine 82, 83, 84
(Bessemer, Ala; Jess Lanier)

ALL-TIME UNA ASSISTANT COACHES

Under Hal Self

Harlon Hill 1967-68
Joe Elmore 1968-69
Durell Mock 1967-69
George Weeks 1949-69
Bill Wise 1967
Henry Prater 1969

Under Durell Mock

Dan Daugherty 1971
Joe Elmore 1970
William "Brub" Hamilton 1970-71
Billy Hill 1970-72
Bobby Johns 1972
David Kirk 1970
Larry Marshall 1970-71
Carl McCulley 1971
Henry Prater 1970-71
Ganum Smith 1971

Under Mickey Andrews

Jim Blair 1975-76
Wally Burnham 1972-76
Mike Dean 1973-75
Ray Emanuel 1976
Richie Gaskell 1973-76
Jim Goodman 1976
Bob Herring 1973
Tommy Jones 1975-76

Under Wayne Grubb

George Anderson 1980
Bill Baker 1977-78
David Bibee 1980
Steve Carter 1981-A
Jack Crowe 1979-80
Steve Davis 1980-84
Gerald Goodman 1983-84
Jim Goodman 1977-78
Mike Hand 1978-82
Bill Hyde 1977-A
Jim Keith 1983
Kendall Keith 1984
P.J. Larsen 1977
Jim Marshall 1977
Mike McGowan 1979-A
Greg McMahon 1985-A
Randy Nicholls 1979-81
Rick Reprish 1978
Rick Rhoades 1981-82
David Sessions 1977
Mike Turner 1985-A
Steve Wherry 1985-A
Johnny Williams 1979-81, 83
Sparky Woods 1978

UNA HEAD COACHES

Hal Self
Athens, Ala.
1949-69

Durell Mock
Talladega, Ala.
1970-72

Mickey Andrews
Ozark, Ala.
1973-76

Wayne Grubb
Athens, Tenn.
1977-Present

The Gulf South Conference

The Gulf South Conference is recognized as one of the premier Division II conferences in the nation, boasting 16 national champions in eight sports since 1970 and annually placing teams in the championship tournaments of virtually every sport in NCAA competition.

The GSC was born in the summer of 1970 when representatives from six institutions - Delta State University, Florence State University (Now North Alabama), Jacksonville State University, Livingston University, the University of Tennessee at Martin and Troy State University - convened in Birmingham, Ala., to form the Mid-South Conference, the forerunner of today's GSC.

Scheduling problems in the first year permitted competition only in football with Jacksonville State winning the league's first championship.

In 1971, Southeastern Louisiana and Nicholls State joined the conference, bringing the membership to eight. The league also changed its name to the Gulf South Conference.

The following year, Mississippi College and Northwestern Louisiana were admitted to the conference. Northwestern withdrew two years later, followed by Southeastern Louisiana and Nicholls State in 1979.

The conference continued with seven teams until 1981 when the league's presidents voted to admit Valdosta State College. The ninth, and newest member, West Georgia College, joined in June of 1983.

The GSC sponsors championships in football, basketball, baseball, track, golf, tennis, cross-country and rifle. In addition, women's teams compete in basketball volleyball, softball, tennis and cross-country. Banner seasons have become common for the GSC. Numerous student athletes continue to be honored on All-America and Academic All-America teams.

Several former GSC athletes are on rosters with professional football teams and others have participated on the United States team in the Olympics.

Football gained the majority of the attention for the Gulf South Conference in its early years, but the league has excelled in other sports as well.

Previous national champions from the GSC include Delta State in women's basketball (1974-75, 1975-76, 1976-77); Livingston (1970) and Troy State (1984) in football; Troy State in baseball (1986); North Alabama (1979) and Jacksonville State (1985) in basketball; Troy State in golf (1976, 1977 & 1984) and women's golf (1984 & 1986); Jacksonville State in women's gymnastics (1984 & 1985); and former member Southeastern Louisiana in track (1975). In addition, GSC school Troy State serves as the host for the Division II baseball World Series in Montgomery and North Alabama will host the Division II National Championship Game in football beginning in 1986.

GSC Players-of-the-Year

YEAR	PLAYER	SCHOOL
1971	Offense-Clemit Spruiell, QB	Livingston
	Defense-Greg Wright, LB	Troy State
1972	Offense-Donald Johnson, RB	Northwestern St.
	Defense-Ken Hutcherson, LB	Livingston
1973	Offense-David Bradberry, QB	Delta State
	Defense-Adrian Gant,DE	Livingston
1974	Offense-Perry Griggs, SE	Troy State
	Defense-Alan Klein, DG	SE Louisiana
1975	**Offense-Roger Ralph, WR**	**North Alabama**
	Defense-Stanley King, DB	Livingston
1976	Offense-Don Griffin, QB	SE Louisiana
	Defense-Danny Watkins, LB	UT-Martin
1977	Offense-Alvin Smalls, QB	UT-Martin
	Defense-Rusty Rebowe, LB	Nicholls State
1978	Offense-Bobby Ray Green, QB	Jacksonville State
	Defense-Tim Tucker, LB	Troy State
1979	Offense-Calvin Howard, TB	Mississippi College
	Defense-Greg Robinson, LB	Jacksonville State
	Defense-Ralph Ashley,LB	Mississippi College
1980	Offense-Willie Tullis, QB	Troy State
	Defense-Sherman Wilkinson, DB	Troy State
	Defense-Willie Cameron, NG	Livingston
1981	Offense-Ed Lett, QB	Jacksonville State
	Defense-Alvin Wright, NG	Jacksonville State
1982	Offense-Ed Lett, QB	Jacksonville State
	Defense-Charles Martin, DT	Livingston
1983	Offense-Scott Butler, QB	Delta State
	Defense-Leonard Jackson, NG	Livingston
1984	Offense-Scott Butler, QB	Delta State
	Defense-Earl Conway, DT	Mississippi College
1985	**Offense-Clarence Johnson**	**North Alabama**
	Defense-Earl Conway, DT	Mississippi College
1986	Offense-Mike Turk, QB	Troy State
	Defense-Jessie Tuggle, LB	Valdosta State

UNA in the GSC

Year	GSC	Overall	GSC Finish
1971	0-6-0	1-10-0	Sixth
1972	1-5-0	2-9-0	Ninth
1973	3-6-0	4-6-0	Eighth
1974	4-4-0	4-6-0	Sixth
1975	4-4-0	6-4-0	Sixth
1976	3-4-1	4-5-1	Sixth
1977	3-5-0	5-5-0	Sixth
1978	4-2-1	7-2-1	Fifth
1979	3-3-0	6-5-0	Fourth
1980	**6-0-0**	**10-2-0**	**First**
1981	4-2-0	8-2-0	Second
1982	4-3-0	7-3-0	Third
1983	**8-0-0**	**11-1-1**	**First**
1984	4-1-3	7-1-3	Second
1985	**7-1-0**	**12-2-0**	**First**
1986	1-7-0	4-7-0	Ninth

GSC FOOTBALL CHAMPIONS

1971	Livingston, Troy State	5-1
1972	Northwestern Louisiana	6-0
1973	Troy State	6-1
1974	Jacksonville State	7-1
1975	Nicholls State	7-2
1976	Troy State	7-1
1977	Jacksonville State	7-1
1978	Jacksonville State	6-1
1979	Mississippi College	5-1
1980	**North Alabama**	**6-0**
1981	Jacksonville State	6-0
1982	Jacksonville State	7-0
1983	**North Alabama**	**8-0**
1984	Troy State	7-1
1985	**North Alabama**	**7-1**
1986	Troy State	8-0

1986 Gulf South Conference Stats

GULF SOUTH CONFERENCE STANDINGS

Team	W-L-T	Pct.	PF	PA	Overall	Pct.	PF	PA
Troy State	8-0-0	1.000	281	132	10-2-0	.833	404	236
Valdosta State	7-1-0	.875	222	157	9-2-0	.818	267	174
Mississippi College	5-3-0	.625	143	103	7-4-0	.636	246	164
Delta State	4-3-1	.563	178	183	6-4-1	.591	244	246
Jacksonville State	4-3-1	.563	245	229	5-4-1	.550	279	264
Livingston	2-6-0	.250	162	200	3-8-0	.273	190	244
Tennessee-Martin	2-6-0	.250	184	262	3-8-0	.273	270	346
West Georgia	2-6-0	.250	215	295	4-7-0	.364	267	353
North Alabama	1-7-0	.125	131	200	4-7-0	.364	219	223

SCORING OFFENSE

Team	G	Pts	Avg
TSU	12	404	33.7
JSU	10	279	27.9
UTM	11	270	24.5
VSC	11	267	24.3
WGC	11	267	24.3
MC	11	246	22.4
DSU	11	244	22.2
UNA	11	219	19.9
LU	11	190	17.3

TOTAL OFFENSE

Team	G	Plays	Yds	Avg
TSU	12	863	5429	452.4
JSU	10	758	4027	402.7
DSU	11	842	4086	371.4
UTM	11	734	3771	342.8
MC	11	748	3750	340.9
WGC	11	750	3602	327.5
VSC	11	720	3471	315.5
UNA	11	714	3431	311.9
LU	11	824	3263	296.6

PASSING OFFENSE

Team	Att	Com	Int	Yds	TD	Avg
UTM	447	251	24	2856	16	259.6
WGC	379	197	18	2516	24	228.7
DSU	333	185	12	2205	9	200.4
JSU	294	156	9	1977	9	197.7
MC	280	166	12	1844	8	167.6
LU	346	173	16	1823	6	165.7
TSU	184	103	5	1702	15	141.8
VSC	200	107	11	1513	17	137.5
UNA	249	115	10	1478	7	134.4

RUSHING OFFENSE

Team	Att	Gain	Loss	Net	TD	Avg
TSU	680	3959	218	3741	34	329.9
JSU	484	2250	190	2060	28	106.0
VSC	520	2274	316	1958	17	178.0
UNA	465	2378	425	1953	19	177.5
MC	477	2077	171	1906	18	173.3
DSU	509	2239	358	1881	24	171.0
LU	478	1851	441	1440	16	130.9
WGC	371	1376	330	1046	9	95.1
UTM	287	1289	374	915	16	83.2

SCORING DEFENSE

Team	G	Pts	Avg
MC	11	164	14.9
VSC	11	174	15.8
TSU	12	236	19.7
UNA	11	223	20.3
LU	11	244	22.2
DSU	11	246	22.4
JSU	10	264	26.4
UTM	10	346	31.5
WGC	11	353	32.1

TOTAL DEFENSE

Team	G	Plays	Yds	Avg
MC	11	736	3147	286.1
LU	11	706	3190	290.0
VSC	11	787	3350	304.5
UNA	11	788	3495	317.7
DSU	11	747	3579	325.4
TSU	12	814	4021	335.1
JSU	10	676	3875	387.5
WGC	11	831	4881	443.7
UTM	11	859	4931	448.2

PASSING DEFENSE

Team	Att	Com	Int	Yds	TD	Avg
LU	267	139	9	1699	12	154.5
WGC	261	146	13	1816	13	165.1
DSU	273	147	16	1830	13	166.4
UNA	327	150	13	1920	11	174.5
MC	329	167	17	1971	8	179.2
VSC	358	194	32	2122	13	192.9
TSU	360	214	17	2448	13	204.0
UTM	332	170	19	2384	23	216.7
JSU	276	164	10	2230	15	223.0

RUSHING DEFENSE

Team	Att	Gain	Loss	Net	TD	Avg
MC	407	1542	366	1176	13	107.2
VSC	429	1567	339	1228	8	111.6
TSU	454	1879	408	1471	18	122.6
LU	439	1814	333	1491	14	135.5
UNA	461	1933	358	1575	15	143.2
DSU	474	2031	292	1739	19	158.0
JSU	400	1873	248	1645	19	164.5
UTM	526	2806	259	2547	19	231.5
WGC	570	3258	193	3065	31	278.6

INDIVIDUAL LEADERS

Passing: Trey Sikes (UTM) 136-231-9, 1,554 yds., 10 TD, 17.0 completions per game.
Rushing: Marvin Marsh (UNA) 187 att, 1106 yds, 10 TD, 100.5 yards per game.
Receiving: William Mackall (UTM) 63 catches for 655 yds, 4 TD, 5.7 catches per game.
Scoring: Prentiss Baker (MC) 9 TD, 54 Total Points, 6.0 average per game.
Total Offense: Trey Sikes (UTM) 293 plays, 137 yards rushing, 1,554 yards passing, 1,691 total yards, 211.4 yards per game.
Punting: Glen Klava (TSU) 38 punts for 1,560 yards, 41.1 average per punt.
Punt Returns: Greg Harris (TSU) 12 returns for 141 yards, 11.8 average per return.
Kickoff Returns: Derwin Whatley (VSC) 22 returns for 572 yards, 25.3 average per return.
Interceptions: Dallis Smith (VSC) 9 interceptions for 53 yards.

All-Gulf South Conference

1986 All-Gulf South Conference
FIRST TEAM

OFFENSE
QB: Mike Turk, Troy State
RB: Marvin Marsh, North Alabama
RB: Stevie Young, West Georgia
WR: Randy Fisher, Valdosta State
WR: Tony Eddins, Miss. College
TE: Keith McKeller, Jacksonville State
OT: Jeff Richards, Livingston
OT: Greg Shepherd, West Georgia
OG: Marty Gilley, Troy State
OG: Cooper Pope, Miss. College
C: Tripp Higginbotham, Miss. College
PK: Ted Clem, Troy State

DEFENSE
DL: Karl Balls, Delta State
DL: Terry Fleming, Miss. College
DL: Kenny Littles, Livingston
LB: Darryl Hopkins, Miss. College
LB: Jessie Tuggle, Valdosta State
LB: Derrick Pimienta, Troy State
LB: Steve Hyche, Livingston
DB: David Darden, Miss. College
DB: Freddie Thomas, Troy State
DB: Kenneth Watson, Livingston
DB: Dallis Smith, Valdosta State
P: Terry Mallory, Valdosta State

SECOND TEAM

OFFENSE: QB: Keith Williams, DSU; RB: Eddie Brundidge, TSU and Shawn Massey, JSU; WR: Hal Lamb, WGC and William Mackall, UTM; TE: Sam Ford, MC; OL: Tony Burton, UTM; R.D. Swain, VSC; Joe Billingsley, JSU; Eris Conner, UNA and Wayne Williams, LU; PK: Ki Tok Chu, UTM.

DEFENSE: DL: James Gibson, VSC; Rusty Grimmett, JSU and Keith Reddings, VSC; LB: Kirk Ethridge, UNA; Orlando Miles, UTM; Paul Randolph, UTM and Troy Smith, JSU; DB: Monte Dickerson, DSU; Chris Evans, UNA; Wendell Phillips, UNA and Bernard Willis, WGC; P: Scott DeMott, UNA

UNA'S FIRST-TEAM ALL-GSC SELECTIONS

1971	DB	Palmer Byrd
1971	DG	Frankie Patterson
1971	PK	William McCormack
1973	OT	Barry Johnson
1973	OE	Danny Kimble
1973	DB	Robbie Hudson
1973	DT	Larry Brown
1974	WR	Roger Ralph
1975	OG	Terence Witherspoon
1975	WR	Roger Ralph
1976	OG	Terence Witherspoon
1976	P	Aubrey Haynes
1977	RB	Curtis Sirmones
1977	OG	Terence Witherspoon
1977	WR	Robert Steele
1978	OG	Obie Childers
1978	PK	Nelson McMurrain
1979	RB	Lawson Fletcher
1979	OG	Obie Childers
1979	DB	Manuel Walker
1980	RB	Lawson Fletcher
1980	OG	Hamp Moore
1980	DT	Steve Carter
1981	OG	Hamp Moore
1981	PK	Nelson McMurrain
1981	DB	Emmanuel Young
1982	C	Don Smith
1982	OG	Mike Rollins
1982	TE	Mike Gilley
1982	DB	Rod Brooks
1982	LB	Frank Condon
1982	DE	Ron Harris
1983	RB	Clarence Johnson
1983	OG	Mike Rollins
1983	OT	Dexter Rutherford
1983	DB	Rod Brooks
1983	DT	Dean Sanders
1984	DB	Daryl Smith
1984	DB	Lewis Billups
1984	OT	Scott Shirley
1985	DB	Lewis Billups
1985	DB	Bruce Jones
1985	LB	Steve Rogers
1985	DE	Billy Witt
1985	RB	Clarence Johnson
1985	OT	Tony Shirley
1985	PK	James Knowles
1986	RB	Marvin Marsh


Nelson McMurrain


Ron Harris


Rod Brooks


Scott Shirley

NCAA DIVISION II FOOTBALL NATIONAL CHAMPIONSHIP (December 12 - Braly Municipal Stadium)

For the second consecutive year, the Shoals area will host the NCAA Division II National Championship Football Game on Dec. 12, at Braly Municipal Stadium in Florence.

Last year a crowd of 11,506 braved bitter cold temperatures to watch North Dakota State University win its third national championship in four years with a 27-7 win over the University of South Dakota in a meeting of two North Central Conference teams.

An additional audience watched on ESPN as the game was carried on nationwide television by the sports network.

The championship game moved to the Shoals last season after five years in McAllen, Tex., where it was known as the Palm Bowl.

With the move to the Shoals, the game was renamed simply the NCAA Division II National Championship Game, emphasizing that the game is more than a bowl game — it is a national championship contest.

The NCAA has had 14 Division II football championships, beginning with the Camelia Bowl in Sacramento, Ca., in 1973. Since then, the game has been played in six locations under five different names.

Previous national championships include Louisiana Tech in 1973, Central Michigan in 1974, Northern Michigan in 1975, Montana State in 1976, Lehigh in 1977, Eastern Illinois in 1978, Delaware in 1979, California Polytechnic at San Luis Obispo in 1980, Southwest Texas State in 1981 and 1982, North Dakota State in 1983, Troy State in 1984 and North Dakota State again in 1985 and 1986.

A crowd of 11,506 (top) watched the 1986 Division II Championship Game at Braly Municipal Stadium as North Dakota State defeated South Dakota 27-7. NDSU quarterback Jeff Bentrim (bottom left) directed the Bison win and later celebrated the victroy (bottom right) with NDSU head coach Earle Solomonson and teammate Jim Dick. (Photos by Wade Myhan)

CHAMPIONSHIP GAME CONTACTS

Media:

All requests for press credentials should be made through University of North Alabama Sports Information Director Jeff Hodges, who will serve as media coordinator for the game. Call (205) 760-4595 (office) or (205) 766-7572 (home), or write to Media Coordinator, NCAA Championship Game, UNA Box 5222, Florence, Ala., 35632-0001.

Information:

Additional information on the NCAA Division II Championship Game, activities surrounding the game, or information on the Shoals area may be obtained through the Chamber of Commerce of the Shoals by calling (205) 764-4661, or writing to NCAA Football Championship, 104 S. Pine St., Florence, Ala., 35630.

Tickets:

Tickets to the NCAA Division II Championship Game may be ordered by writing to the NCAA Football Championship, 104 S. Pine St., Florence, Ala., 35630. For a ticket application, call the Chamber of Commerce of the Shoals at (205) 764-4661.

NONDISCRIMINATION POLICIES

It is the policy of the University of North Alabama to afford equal opportunities in education and in employment to qualified persons regardless of age, color, handicap, national origin, race, religion, or sex, in accord with applicable parts of the Age Discrimination in Employment Act of 1967, Title VI of the Civil Rights Act of 1964, Title IX of the Education Amendments of 1972, and Section 504 of the Rehabilitation Act of 1973, as amended. The coordinators for nondiscrimination policies are: for students, the Dean of Student Affairs, Bibb Graves Hall or telephone 205-760-4235; for employees, the Director of Personnel Services, Bibb Graves Hall or telephone 205-760-4291.

1987-88 UNA Basketball

Nov. 23 Alabama-Huntsville
Nov. 27-28 at River City Classic (UNA, Southeast Missouri, Southern Indiana, West Georgia)
Dec. 2 Athens State
Dec. 5 Arkansas-Monticello
Dec. 8 Miles College
Dec. 16 at Athens State
Dec. 18-19 at Huntsville Basketball Classic (UNA, Alabama-Huntsville, Missouri-St. Louis, and a team TBA)
Jan. 2 Jacksonville State
Jan. 4 West Georgia
Jan. 9 at Delta State
Jan. 11 at Livingston
Jan. 14 Tennessee-Martin
Jan. 18 Mississippi College
Jan. 23 at Troy State
Jan. 25 at Valdosta State
Jan. 30 at Jacksonville State
Feb. 1 at West Georgia
Feb. 6 Delta State
Feb. 8 Livingston
Feb. 11 at Alabama-Huntsville
Feb. 15 at Mississippi College
Feb. 20 Troy State
Feb. 22 Valdosta State
Feb. 25 at Tennessee-Martin
Feb. 28 Central State of Ohio
Mar. 3-5 GSC Tournament

1987 Gulf South Conference
COMPOSITE FOOTBALL SCHEDULE

DATE OF GAME	Delta State University	Jacksonville State University	Livingston University	Mississippi College	Troy State University	University of North Alabama	Tennessee-Martin	Valdosta State	West Georgia
Sept. 5	Southern Illinois Carbondale Away - 1:30	Newberry College Away - 1:00	Sept. 3 East Texas State Away - 7:30	OPEN	OPEN	Miles College Home - 7:00	Murray State Away 7:30	OPEN	OPEN
Sept. 12	Southern Arkansas Away - 7:00	Alabama A & M Home - 2:00	OPEN	Arkansas State Away - 7:00	Nicholls State University Away - 7:00	Virginia State State Home - 7:00	Austin Peay Home - 7:00	Sept. 11 Fort Valley State Home - 6:00	Georgia Southwestern Away - 6:00
Sept. 19	OPEN	OPEN	Valdosta State Home - 1:00	North Alabama Home 7:00	West Texas State Home - 7:00	Mississippi College Away - 7:00	Southeast Missouri Away - 7:00	Livingston University Away - 1:00	Clark College Home - 6:00
Sept. 26	Southeast Missouri State Home - 7:00	West Georgia Away - 6:00	Troy State Home - 7:00	West Texas State Home - 7:00	Livingston University Away - 7:00	OPEN	Valdosta State Away - 1:00	Tennessee-Martin Home - 1:00	Jacksonville State Home - 6:00
Oct. 3	North Alabama Away - 7:00	Valdosta State Home - 2:00	Miles College Away - 7:00	Tennessee-Martin Away - 7:00	West Georgia Home - 7:00	Delta State Home - 7:00	Mississippi College Home - 7:00	Jacksonville State Away - 2:00	Troy State Away - 7:00
Oct. 10	Tennessee-Martin Home - 2:00	Mississippi College Away - 7:00	West Georgia Away - 6:00	Jacksonville State Home - 7:00	Valdosta State Away - 1:00	Alabama A & M Away - 7:30	Delta State Away - 2:00	Troy State Home - 1:00	Livingston University Home - 6:00
Oct. 17	Jacksonville State Away - 7:00	Delta State Home - 7:00	Western Kentucky Away - 1:00	Troy State Away - 7:00	Mississippi College Home - 7:00	Tennessee-Martin Away - 2:00	North Alabama Home - 2:00	OPEN	Central Florida Away - 6:00
Oct. 24	Troy State Home - 2:00	North Alabama Away - 7:00	Mississippi College Away - 5:00	Livingston University Home - 5:00	Delta State Away - 2:00	Jacksonville State Home - 7:00	OPEN	West Georgia Home - 1:00	Valdosta State Away - 1:00
Oct. 31	Livingston University Away - 3:00	Tennessee-Martin Home - 2:00	Delta State Home - 3:00	West Georgia Away - 1:30	North Alabama Home - 2:00	Troy State Away - 2:00	Jacksonville State Away - 2:00	Savannah State Away - 1:30	Mississippi College Home - 1:30
Nov. 7	West Georgia Home - 2:00	OPEN	North Alabama Away - 2:00	Valdosta State Home - 5:00	Tennessee-Martin Away - 2:00	Livingston University Home - 2:00	Troy State Home - 2:00	Mississippi College Away - 5:00	Delta State Away - 2:00
Nov. 14	Valdosta State Away - 1:00	Troy State Away - 7:00	Tennessee-Martin Home - 1:00	Southeast Missouri Away - 1:30	Jacksonville State Home - 7:00	West Georgia Away - 1:30	Livingston University Away - 1:00	Delta State Home - 1:00	North Alabama Home - 1:30
Nov. 21	Mississippi College Home - 1:30	Livingston University Home - 2:00	Jacksonville State Away - 2:00	Delta State Away - 1:30	OPEN	Valdosta State Home - 1:30	West Georgia Home - 1:00	North Alabama Away - 1:30	Tennessee-Martin Away - 1:00

All times listed are Central Standard.