


UNIVERSITY OF NORTH ALABAMA
BASKETBALL GUIDE 1978-79







UNA

UNIVERSITY OF NORTH ALABAMA BASKETBALL GUIDE

1978-79

Contents

General Information	2	Gulf South Evaluation	44
Dr. Robert M. Guillot.	3	Gulf South Statistics	45
The Coaches.	5	Lions Record Book	49
1978-79 Outlook	10	Top Single Season Scoring	53
Meet the Lions	13	Top Single Game Scoring	54
UNA Historical Statement	27	Results vs. All Opponents	56
1977-78 Statistics	29	Lion Lettermen 1949-77	57
1977-78 Game by Game Scoring	30	Lion Record By the Season	59
1978-79 Roster	31	History of Gulf South Conference	63
The Opponents	35	Media Outlets	64

Compiled and Edited by Mike Galloway

The Cover: The cover features junior guard Otis Boddie, who has led North Alabama in scoring the past two seasons. Boddie was a Second Team All-Gulf South performer last season for UNA.

GENERAL INFORMATION

Quick Facts

Location	Florence, Ala.
Founded	1872
Enrollment	5,500
President	Dr. Robert M. Guillot
National Affiliation	NCAA
Conference	Gulf South
Colors	Purple and Gold
Nickname	Lions
Mascot	"Leo"
Stadium	Braly Memorial (7,500)
Fieldhouse	Flowers Hall (4,500)
Band	"Pride of Dixie"

Athletic Staff

Athletic Department Offices - Flowers Hall (205) 766-4100, Ext. 396, 97, 98

Bill Jones	Associate Athletic Director, Head Basketball Coach
Wayne Grubb	Associate Athletic Director, Head Football Coach
Tommy Suitts	Assistant Basketball Coach
Bill Baker	Offensive Football Coordinator
Bill Hyde	Defensive Football Coordinator
Sparky Woods	Secondary Football Coach
Rick Reiprish	Offensive Line Football Coach
Jim Goodman	Receiver Coach
Mike Hand	Defensive Line Coach
Johnny Long	Trainer
Sharron Perkins	Coordinator of Women's Athletics, Volleyball, Tennis Coach
Gary Elliott	Women's Basketball Coach, Varsity Baseball Coach
Lana Roberts	Athletic Department Secretary
Joleen Neal	Athletic Department Secretary
Mike Galloway	Sports Information Director

Athletic Committee

Dr. Gerald Crawford, Chairman; Mrs. Karen Goldstein; Mr. Arthur Graves; Mr. Ronald D. Hooten; Mr. Jack Kent; Dr. John L. Locker; Mr. Henry H. Self; Mr. Robert M. Wakefield.

Dr. Robert M. Guillot

President

The No. 1 fan of University of North Alabama athletics is its president, Dr. Robert M. Guillot. This is evidenced by the fact that since arriving at UNA as the school's tenth chief executive on April 1, 1972, he has worked diligently to develop an athletic program that will rate second to none among Gulf South Conference member institutions, and one that will be strong enough to make waves on the national scene.

He saw that happen two years ago when the Lion basketball team captured the GSC championship, won the South Central Regional Tournament, defeated the Western champ, Cal Poly, in the quarterfinals of the NCAA Division II tourney, and went on to finish third in the nation at Springfield, Mass., by defeating Sacred Heart.



Women's sports at UNA are also on the threshold of blossoming into a highly competitive program, along with both men's and women's spring sports.

Dr. Guillot is currently serving the Gulf South Conference as its president and in the brief period he has held the gavel he has introduced sweeping changes that should give the league more impetus and make it a more workable organization. A new commissioner is being sought to replace the retiring Stan Galloway, and Guillot has committees looking for a new and more centrally located conference headquarters, and schools desiring to enter and expand the GSC.

A versatile and progressive background enables him to lead the University in a business-like manner, and his personality and devotion to duty have created a pleasant atmosphere for students, faculty, staff and visitors to the campus.

A boundless energy allows him to give direct attention to detailed planning and execution of virtually every phase of UNA's various programs, regardless how minute some of the work may appear on the surface.

He brought a fresh, new approach to the responsibilities of his office six years ago and the University is still reaping the benefits of that influence. Since Dr. Guillot's arrival, the enrollment has increased by almost 3,000 students and is expected to top 7,500 by the early 1980's. The Greek system has been implemented, new buildings constructed and old ones renovated, parking lots developed, and a campus beautification program carried out.

A native of Headland, Alabama, Dr. Guillot graduated from Dothan High School and attended Livingston University. He received the B.S. degree from Auburn University, his Juris Doctor degree from the University of Alabama, and his Chartered Life Underwriters degree from the American College of Life Underwriters.

A Mason and Shriner, he is past president of the Alabama League of Municipalities and the Association of Life Insurance Companies. He served three terms as mayor of Vestavia Hills.

Married to the former Patty Shirley of Reform, they are the parents of two daughters and a son.

UNA Board of Trustees



GEORGE C. WALLACE
Governor Of Alabama



DR. WAYNE TEAGUE
State Supt. Of Education



MRS. R.L. POTTS
Gardendale



LANEY WEST
Russellville



DOYLE YOUNG
Florence



H.B. LARKINS
Decatur



JESSE RUSH
Guntersville



H. GRADY JACOBS
Bridgeport



LEONARD BEARD
Sheffield



J.T. BULLS, JR.
Florence, Chairman



JAMES L. HUNT
Tusculumbia

A black and white photograph capturing a moment of intense communication on a sports field. In the center, a man with light-colored hair, likely a coach, is shown in profile, shouting with his mouth wide open. He is wearing a dark jacket and has his right hand raised to his face, with his index finger pointing upwards. To his left, another man in a white and dark striped shirt is leaning forward, also appearing to be part of the conversation. The background is filled with the blurred figures of other people, suggesting a crowded stadium or practice field. In the upper right corner, a white circular graphic contains the text "THE COACHES" in a bold, sans-serif font.

**THE
COACHES**

BILL JONES

Head Coach

Although the University of North Alabama posted an impressive 17-9 record during the 1977-78 basketball campaign, it really wasn't up to head coach Bill Jones' standards.

Jones, who begins his fifth year at the helm of the Lions cage program, is accustomed to winning more and losing less, which UNA has done ever since the Lexington, Ala., native was named to his position in July of 1974.

In four previous seasons at UNA, Jones has directed his team to an overall record of 72-34, a winning percentage of .679. Twelve of those 34 losses came in Jones' initial season when the Lions were rebuilding from the ground up.

Already in his short career at North Alabama, Jones has taken the Lions to one Gulf South Conference championship, an NCAA Quarterfinals Championship and a third place finish in the 1977 NCAA Division II national tournament.

Jones' first Lions club posted a 12-12 mark, and established a winning tradition at home with a 10-1 slate. His 1975-76 team went on to chalk up the best won-loss record in the school's history, 19-6, before the 1976-77 team came along and shattered numerous records by going 24-7, winning the GSC and finishing third in the nation.

One who led his Lexington High School team in scoring his senior year, Jones was considered an all-around athlete in high school, but it was his ability on the basketball court that earned him a scholarship to UNA, which was then Florence State Teachers College. Although hampered by injuries throughout his collegiate career, Jones was a solid performer for the Lions.

After his playing days were completed, Jones got into coaching by accepting the head basketball position at Yuma (Colo.) High School where he guided his team to an 18-3 record and a Lone Star Conference championship. Jones was also elected the conference's outstanding coach that same season.

Wanting to return to his home state, Jones left his high school coaching position in Colorado and returned to Lauderdale County to serve at Rogersville as head coach and assistant principal. After three seasons at Rogersville, Jones accepted a similar position at Opelika, where he guided his 1962-63 club to a third place finish in the Class 4-A state playoffs.

Two years later, Jones got his first taste of coaching in the collegiate ranks when he accepted the head coaching position at Marion Institute, a junior college that offered only five scholarships for each of the four seasons Jones was there. Determined to build a winner, Jones took over a program that had won only five games in the season prior to his arrival and turned it into a contender. Marion came within one game in two of Jones' four seasons of qualifying for the National Junior College Tournament, losing in the regional finals both times.

Jones' first coaching job at a four-year institution was at the University of Montevallo, and again Jones was faced with the task of taking a program that was at a low-ebb and rebuilding. After one season as a Montevallo assistant, Jones took over the head coaching job in 1969-70 and directed the Falcons to their first winning season in years, 13-12. Jones' next four teams posted 18-8, 19-9, 18-11 and 17-12, each year finishing no lower than third in the Southern States Conference. Two times, Jones' Montevallo team won the conference championship and qualified for the NAIA district playoffs once. Jones' career record at Montevallo was 85-52, and in 1972-73 he was named the conference coach of the year.

Then, in July of 1974, Jones returned to his alma mater as head basketball coach and associate athletic director.

In the past three seasons, North Alabama has the best overall record of any team in the Gulf South Conference. The Lions also have the best conference record, are the only team that has not lost 10 or more games in a single season, are the only team that has not suffered a losing season, and has finished in the first division in each of the three seasons.

With seasons like that, it's not too hard to understand why Jones has an overall record of 306-203, including his six seasons as a high school coach. His collegiate slate, including the four years at Marion Institute, is 217-138, while his record at four-year institutions only is 157-86.

Jones, who begins his 21st season as a basketball coach, is married to the former Joan Smith of Lexington, and they are the parents of three children; Kim, 17; Rex, 15; and Pam, 11.

THE BILL JONES RECORD

1958-59	Yuma High	Yuma, Col.	18-3	1969-70	U. of Montevallo	Montevallo, AL	13-12
1959-60	Lauderdale Co. H.	Rogersville, AL	13-12	1970-71	U. of Montevallo	Montevallo, AL	18-8
1960-61	Lauderdale Co. H.	Rogersville, AL	10-17	1971-72	U. of Montevallo	Montevallo, AL	19-9
1961-62	Lauderdale Co. H.	Rogersville, AL	13-12	1972-73	U. of Montevallo	Montevallo, AL	18-11
1962-63	Opelika High	Opelika, AL	23-7	1973-74	U. of Montevallo	Montevallo, AL	17-12
1963-64	Opelika High	Opelika, AL	12-14	1974-75	UNA	Florence, AL	12-12
1964-65	Marion Institute	Marion, AL	14-11	1975-76	UNA	Florence, AL	19-6
1965-66	Marion Institute	Marion, AL	12-15	1976-77	UNA	Florence, AL	24-7
1966-67	Marion Institute	Marion, AL	17-12	1977-78	UNA	Florence, AL	17-9
1967-68	Marion Institute	Marion, AL	17-14				



TOMMY SUITTS

Unless the University of North Alabama basketball team is engaged in a practice session or competing in an intercollegiate game, you probably won't find Tommy Suitts around the UNA campus.

Since arriving on the Lions basketball scene in June, 1975, Suitts has put countless numbers of miles between him and the road, taking care of his position as chief recruiter. And UNA's 60-22 won-loss record since Suitts became North Alabama's assistant coach tells you what kind of recruiter he is.



Prior to accepting his position with the Lions, Suitts was a high school basketball coach for three seasons and directed the Alabama Junior Varsity team to a 14-3 record during the 1974-75 season.

Suitts, an All-State performer at Coffee High School in Florence, accepted a cage scholarship to Marion Institute, where he was coached by Bill Jones, who now heads up the UNA program. At Marion, Suitts was voted the team's Most Valuable Player and was also elected captain of the Cadets. Honors he received during his junior college career include All-Dixie, All-Region, and Junior College All-America, in addition to serving Marion as co-valedictorian of his graduating class.

After completing his junior college career, Suitts so impressed University of Alabama basketball coach C.M. Newton that the Crimson Tide offered the little playmaker a scholarship. During his two-year career at the Capstone, Suitts led the team in field goal percentage, was named the team's best defensive player and made the All-Southeastern Conference Academic Team with a 2.82 average in mathematics.

Suitts later received his B.S. Degree in math at Alabama, and his M.A. in secondary education in 1974. He wound up at Alabama by completing requirements for his AA certificate while maintaining a 3.0 average.

He went on to become the head basketball coach at his alma mater, Coffee, where he spent two seasons, then he wound up his high school coaching career with a one-year stint at Winfield, prior to returning to the University for graduate studies.



JOHNNY LONG
Trainer



STEVE SANDERS
Student Coach



LARRY VINSON
Student Coach



JERRY CROWELL
Manager



BUTCH JONES
Manager



MIKE GALLOWAY
Publicist

THE OUTLOOK

With the return of four starters -- and a sophomore guard who was used as a spot starter last season -- The University of North Alabama basketball team hopes to return to the form that carried them to the 1977 Gulf South Conference championship and a third-place finish in the NCAA Division II national tournament this season.

Head coach Bill Jones, who saw his young team chalk up a 17-9 record and a fourth-place finish in the GSC last season, lost guard Jimmy Armstrong to graduation, but will have second team all-conference guard Otis Boddie, forwards Garry Moore and Ronald Darby, and center Gerald Lavender back in the fold for another campaign.



Perry Oden, a sophomore who started the final three games for the Lions last season, is expected to fill Armstrong's vacated spot.

"I'm excited about the season," said Jones, who is entering his fifth year at UNA, "mainly because we have so many people returning. We will still have a fairly young club, made up mostly of juniors, but most of our players have been around for a couple of years and they should know what it takes to compete in the Gulf South Conference."

Boddie, a 6-2, 170-pound junior, heads the list of returning Lions. Termed by Jones as a complete player, Boddie has led UNA in scoring the past two seasons, last year with a 14.8 average.

"He's the type player that when the whistle blows, you want him on your side," Jones said. "He's very strong and quick, and he has the ability to play hurt, which he did all of last season."

Darby, who transferred to UNA from Northwest Alabama State Junior College last season, was the Lion's second leading scorer, averaging 13.6 points per outing. The 6-6, 215-pound muscleman was also the second leading rebounder on the squad with an 8.1 average.

Lavender, like Boddie, has started since his freshman season, and pulled down an average of 10.2 rebounds per game last year to lead the team in that category. An accurate shooter, the 6-7, 195-pound Lavender connected on 50 percent of his attempts last season.

At 6-4, Garry Moore is one of the smallest forwards in the Gulf South Conference, but the junior sharpshooter makes up for it with his quickness. Moore was third in





scoring and third in rebounding for the Lions a year ago.

Oden "has probably the quickest hands on the team," Jones said. "If he keeps improving, he can be a tremendous guard for us."

As UNA's "sixth" man last season, Oden came off the bench to average 7.6 points each game, and also dished out 77 assists.

Other returning lettermen Jones is counting on for depth this season include Tim Morgan, a junior guard who handed out 74 assists in spot play last year; Tim McCormick, Herbert Hooks, Billy Hill, Bobby Montgomery, and Pat Lewallen.

Jones was only able to sign two freshmen this season, but the UNA coach feels like he recruited two quality players in Albert Owens, a 6-4 forward from Birmingham, and Mark Smith, a 6-4 guard-forward from Muncie, Ind.

"We plan to play a lot of people this year," Jones said, "and I'm counting on our two freshmen to help out right off the bat. Both of these players have an outstanding basketball background and we feel like they can step right into college ball and make a definite contribution."


As far as UNA's schedule is concerned, Jones is convinced it's one of the toughest in history, mainly because of the overall improvement of teams in the Gulf South Conference.

"We've progressively gotten stronger as a basketball conference," Jones said, "and I believe this year will be the strongest yet. The Gulf South used to be known as a football conference, but I believe we're one of the better basketball conferences in the country right now."

A black and white photograph capturing a dynamic moment in a basketball game. Three players from the 'LIONS' team are the central focus, all wearing white jerseys with dark trim and dark shorts. The player on the left is in mid-air, holding a basketball with both hands, ready to shoot. The player in the center is also jumping, looking upwards. The player on the right is jumping high, with his arms extended towards the basket. The basketball hoop and net are visible at the top of the frame. In the background, spectators are seated in bleachers, and the gymnasium's structure is partially visible. A white circular graphic in the upper right corner contains the text 'MEET THE LIONS'.

**MEET
THE
LIONS**

Otis Boddie




2nd team All-Gulf South Conference selection last year after he paced team in scoring with 14.8 points per game average...Voted Most Valuable Player on 1977-78 club...Has led team in scoring in each of his two seasons...Termed by Jones as a complete player, Boddie usually draws assignment of guarding opponents top scoring threat...Came to UNA after brilliant high school career in which he was named MVP of Class 4A State Tournament after leading Bradshaw to state championship.

Otis Boddie
Junior - 6-2
170 - Guard
Business Major
Hometown: Florence, Ala.

Year	G	FG-FGA	Pct.	FT-FTA	Pct.	RBS.	AVG.	Fouls	Pts.	Avg.
1976-77	31	201-416	.483	83-114	.728	163	5.3	73	485	15.6
1977-78	26	145-341	.425	92-131	.702	141	5.4	60	384	14.8

Ronald Darby


Transferred to UNA in 1977 from Northwest Alabama State Junior College...Was second leading scorer with 13.6 points per game average and second leading rebounder last season...Very physical player who has keen eye for basket...Must improve rebounding ability due to lack of team size in middle...Hit on 53 percent of his shots from the field in '77...



Ronald Darby
Senior - 6-6
215 - Forward
Physical Education Major
Hometown: Sheffield, Ala.

Year	G	FG-FGA	Pct.	FT-FTA	Pct.	RBS.	AVG.	Fouls	Pts.	Avg.
1977-78	26	155-289	.536	41-60	.683	210	8.1	88	353	13.6

Garry Moore




Excellent jumper who makes up for his lack of size with tremendous quickness...A superb passer, Moore could develop into one of finest small forwards in GSC...Needs to improve shooting from free-throw line...Holds Lee High School record for most points (39) in single game...Third leading scorer for Lions last year.

Garry Moore
Junior - 6-4
185 - Forward
Social Work Major
Hometown: Huntsville, Ala.

Year	G	FG-FGA	Pct.	FT-FTA	Pct.	RBS	AVG.	Fouls	Pts.	Avg.
1976-77	29	68-160	.425	35-66	.530	96	3.3	47	172	6.0
1977-78	26	110-220	.500	56-101	.554	150	5.8	47	276	10.6

Gerald Lavender


Leading rebounder with 10.2 per game average in '78...Great shooter for his size, Lavender shot better than 50 percent from floor as sophomore...Makes up for size with outstanding quickness...Must improve endurance to become total player...One of smallest centers in GSC...Attended Tuscaloosa County High School where he earned three varsity letters...Was All-City, All-State and Regional MVP.



Gerald Lavender
Junior - 6-7
195 - Center
Social Work Major
Hometown: Tuscaloosa, Ala.

Year	G	FG-FGA	Pct.	FT-FTA	Pct.	RBS.	AVG.	Fouls	Pts.	Avg.
1976-77	30	99-234	.423	29-44	.659	187	6.2	90	227	7.6
1977-78	26	109-217	.502	34-60	.567	265	10.2	74	252	9.7

Perry Oden




Used primarily as the Lion's "sixth" man last year, Oden came off the bench to average 7.6 points per game and dished out 77 assists...Blessed with great hands, Oden is probably best ballhandler on team...Needs defensive improvement to become complete player...High School All-America, Oden paced Thompson to successive Class 3A state championships in 1976 and '77...

Perry Oden
Sophomore - 6-1
170 - Guard
Physical Education Major
Hometown: Alabaster, Ala.

Year	G	FG-FGA	Pct.	FT-FTA	Pct.	RBS.	AVG.	Fouls	Pts.	Avg.
1977-78	25	69-153	.451	53-70	.757	49	2.0	53	189	7.6

Tim Morgan


Regarded as purest shooter on team...Needs to work on defensive play...Smallest man but hardest worker on team...Played in all 26 games last season, where he averaged 3.5 points per outing...Was All-State performer at Danville High School.



Tim Morgan
Junior - 5-10
165 - Guard
Physical Education Major
Hometown: Danville, Ala.

Year	G	FG-FGA	Pct.	FT-FTA	Pct.	RBS.	AVG.	Fouls	Pts.	Avg.
1976-77	22	13-30	.433	17-26	.653	22	1.0	22	43	2.0
1977-78	26	34-72	.472	25-27	.926	38	1.5	23	91	3.5

Billy Hill




Moves extremely well without basketball...Has knack for getting open...Excellent shooter, but needs improvement defensively...As a senior at West End High in Birmingham, once scored 35 points against rugged Ensley club...

Billy Hill
Junior - 6-4
190 - Forward
Social Work Major
Hometown: Birmingham, Ala.

Year	G	FG-FGA	Pct.	FT-FTA	Pct.	RBS.	AVG.	Fouls	Pts.	Avg.
1976-77	16	12-26	.461	7-11	.636	14	0.9	19	31	1.9
1977-78	15	15-40	.375	6-9	.667	18	1.2	14	36	2.4

Bobby Montgomery

Expected to be one of most improved players on squad...Very physical player who has improved overall skills since transferring from Northwest Alabama State Junior College in 1976...Played high school ball at nearby Colbert Heights, where he helped team to Class 2A runner-up finish in state playoffs.



Bobby Montgomery
Senior - 6-2
175 - Guard
Physical Education Major
Hometown: Tuscumbia, Ala.

Year	G	FG-FGA	Pct.	FT-FTA	Pct.	RBS.	AVG.	Fouls	Pts.	Avg.
1977-78	14	14-26	.538	2-5	.400	19	1.4	14	30	2.1

Tim McCormick




Outstanding shooter who came off bench last season to win several games...Needs physical strength to push for starting job...Has improved defensively since graduating from Central of Florence High School, where he was named to 3A All-State team...Was also National Honor Society member...

Tim McCormick
Sophomore - 6-2
155 - Guard
Accounting Major
Hometown: Florence, Ala.

Year	G	FG-FGA	Pct.	FT-FTA	Pct.	RBS.	AVG.	Fouls	Pts.	Avg.
1977-78	12	11-25	.440	0-1	.000	9	.08	2	22	1.7

Pat Lewallen


Could be answer to UNA's size problem if he continues to develop...Fine touch around basket for big man...Needs to improve strength and aggressivness...Connected on 60 percent of attempts from floor in '77...Earned three varsity letters in basketball at Butler High School, where he was named MVP his senior season...



Pat Lewallen
Sophomore - 6-8
185 - Center
Mathematics Major
Hometown: Huntsville, Ala.

Year	G	FG-FGA	Pct.	FT-FTA	Pct.	RBS.	AVG.	Fouls	Pts.	Avg.
1977-78	7	6-10	.600	0-6	.000	13	1.9	4	12	1.7

Herbert Hooks




Good rebounder who needs to improve offensive performance around basket...Will see great deal of playing time this season...Excellent defensive performer...Transferred to UNA from Northeast Junior College in Sterling, Col., last season, where he lettered two years...Played high school basketball at Bradshaw.

Herbert Hooks
Senior - 6-7
198 Center
Social Work Major
Hometown: Florence, Ala.

Year	G	FG-FGA	Pct.	FT-FTA	Pct.	RBS.	AVG.	Fouls	Pts.	Avg.
1977-78	12	4-9	.444	4-9	.444	9	0.8	6	12	1.0

Paul Musser

Walk-on who truly loves the game...Accurate shooter...Played high school basketball Chamidande High School in Hollywood, Fla., ...Earned academic scholarship, but decided to attend UNA...



Paul Musser
Junior - 5-11
170 - Guard
Mathematics and Psychology Major
Hometown: Hollywood, Fla.

HOME SWEET HOME

You may be hard-pressed to find a basketball team that has a home court record comparable to the one the University of North Alabama has established in the four short years Bill Jones has been the Lions' head coach.

Kentucky may have its Rupp Arena, UCLA the Pauley Pavilion, but UNA has "Flowers Power," a 4,500-seat facility that very seldom sees the young men clad in purple and gold wind up on the short end of the scoreboard.


Jones began his UNA career in 1974-75 by directing the Lions to an impressive 10-1 record in their "den," and came back the next season to chalk up a 12-2 mark. But that's nothing compared to the home record of the 1976-77 UNA club.

While winning the Gulf South Conference championship and the NCAA South Regional championship, Jones' Lions streaked to a perfect 16-0 record in front of the home folks.


And last season, with a young, inexperienced team, North Alabama posted a 9-4 mark in Flowers Hall, which left the Lions with a four-year home record of 47-7, a winning percentage of .870.

Now you can see why the UNA fans came up with the cheer, "Flowers Power."


NEW SIGNEES



MARK SMITH
Guard
Muncie, Ind.



ALBERT OWENS
Forward
Hueytown, Al.



Wesleyan Hall - 1855

Historical Statement

A state-owned institution operated under the direction of a Board of Trustees composed of the Governor, the State Superintendent of Education, and nine members appointed by the Governor with the advice and consent of the State Senate, the University of North Alabama is coeducational, offering both bachelor's and master's degrees.

Major purposes include the preprofessional and professional preparation of students in a variety of fields in the arts and sciences, business, education, social work, and nursing and allied health sciences.

Recognizing its responsibility to the individual as well as to society, UNA endeavors to provide an academic and social environment calculated to develop maximum individuality on the part of the students as well as those characteristics which will render them productive members of a democratic society.

Nestled in the picturesque Tennessee River

Valley, UNA is the oldest existing state-supported teacher educating institution south of the Ohio. It occupies a beautiful campus of 80 acres in a residential section of Florence. With a population of almost 40,000 the city is located just north of the Tennessee and is the largest in a four-city area that includes Tusculmbia, Sheffield, and Muscle Shoals, all located south of the river.

UNA traces its origins to LaGrange College, established in 1830 at LaGrange, Ala., by the Methodist Church on the first college charter to be issued by the new State of Alabama.

In 1872, the school at Florence was established as a State Normal School; it became State Teachers College in 1929, Florence State College in 1957, Florence State University in 1968 and the University of North Alabama on Aug. 15, 1974.

Dr. Robert M. Guillot became the University's 10th president on April 1, 1972.



UNA CHEERLEADERS — Gals - left to right, Julie Bass, Lisa Patterson, Jenny Tanner, Teresa White, Caroline Johnson
Guys - left to right, Clay Myze, Dudley Culver, Steve McCulley, Steve Haskins, Buba Godsey

Final 1977-78 University of North Alabama Basketball Statistics

	Gms	FGM-FGA	Pct.	FTM-FTA	Pct.	RBS	Avg.	A	T0	Fouls	Points	Avg.
Otis Boddie	26	145-341	.425	92-131	.702	141	5.4	98	72	60	384	14.8
Ron Darby	26	155-289	.536	41-60	.683	210	8.1	34	58	88	353	13.6
Garry Moore	26	110-220	.500	56-101	.554	150	5.8	56	69	47	276	10.6
Gerald Lavender	26	109-217	.502	34-60	.567	265	10.2	27	41	74	252	9.7
Jimmy Armstrong	26	88-208	.423	43-55	.782	45	1.7	111	48	58	219	8.4
Perry Oden	25	69-153	.451	53-70	.757	49	2.0	77	63	53	189	7.6
Tim Morgan	26	34-72	.472	25-27	.926	38	1.5	74	32	23	91	3.5
Billy Hill	15	15-40	.375	6-9	.667	18	1.2	4	4	14	36	2.4
Bobby Montgomery	14	14-26	.538	2-5	.400	19	1.4	9	14	14	30	2.1
Larry Vinson	20	18-34	.529	8-12	.667	35	1.8	3	12	25	40	2.0
Tim McCormick	12	11-25	.440	0-1	.000	9	0.8	9	8	2	20	1.7
Pat Lewallen	7	6-10	.600	0-6	.000	13	1.9	0	7	4	12	1.7
Steve Sanders	9	5-14	.357	0-0	.000	7	0.8	4	6	2	10	1.1
Herbert Hooks	12	4-9	.444	4-9	.444	9	0.8	0	5	6	12	1.0
Lawrence Davis	3	0-2	.000	0-0	.000	0	0.0	0	0	2	0	0.0
UNA TOTALS	26	783-1665	.470	364-546	.667	1084	41.7	508	417	473	1930	74.2
Opponents	26	756-1653	.457	305-433	.704	914	35.2	356	347	522	1817	69.9

1977-78 Results

UNA 87,	Arkansas-Monticello	*UNA 67,	Jacksonville State	72
UNA 84,	Kentucky State	*UNA 53,	Troy State	49
UNA 67,	Iona College	*UNA 50,	Tennessee-Martin	51
UNA 92,	Flagler College	*UNA 57,	Tennessee-Martin	55
UNA 108,	Lambuth College	*UNA 52,	Southeastern La.	51
UNA 92,	Alabama A&M	*UNA 85,	Nicholls State	77
*UNA 84,	Nicholls State	UNA 66,	Tennessee State	54
*UNA 48,	Southeastern La.	*UNA 92,	Delta State	91 (OT)
UNA 88,	Lambuth College	*UNA 75,	Livingston	86
*UNA 90,	Delta State	*UNA 53,	Mississippi College	56
*UNA 69,	Livingston	UNA 82,	Alabama A&M	81 (OT)
UNA 58,	Tennessee State	*UNA 82,	Jacksonville State	92
*UNA 80,	Mississippi College	*UNA 70,	Troy State	68

* - Gulf South Conference Game Overall Record: 17-9 Gulf South: 8-8

1978 Game By Game Scoring

	Boddie	Lavender	Armstrong	Darby	Moore	Oden	Morgan	McCormick	Hooks	Lewallen	Montgomery	Vinson	Hill	Sanders	Davis
Arkansas-Monticello	10	18	12	12	8	12	7	2	4	0	0	0	2	0	0
Kentucky State	19	14	2	12	17	6	6	0	0	0	0	8	0	0	0
Iona College	12	7	2	11	18	2	6	0	2	0	0	4	2	0	0
Flagler College	16	17	2	17	2	8	6	4	1	2	0	8	9	0	0
Lambuth College	18	16	4	16	15	17	6	0	3	2	6	3	0	2	0
Alabama A&M	24	14	12	15	11	11	0	0	0	0	0	5	0	0	0
Nicholls State	13	10	2	21	12	13	2	0	2	0	2	5	2	0	0
Southeastern La.	2	8	8	18	4	2	4	0	0	0	2	0	0	0	0
Lambuth College	1	7	17	29	9	9	12	0	0	0	0	2	0	2	0
Delta State	35	6	9	15	11	12	2	0	0	0	0	0	0	0	0
Livingston	18	12	7	14	8	8	0	2	0	0	0	0	0	0	0
Tennessee St.	16	8	9	6	11	0	6	0	0	0	0	0	0	2	0
Mississippi College	16	13	16	0	21	6	2	0	0	0	2	0	4	0	0
Jacksonville State	8	2	5	5	28	9	2	0	0	0	0	0	8	0	0
Troy State	8	10	12	9	6	0	6	2	0	0	0	0	0	0	0
Tennessee-Martin	15	2	14	10	5	2	2	0	0	0	0	0	0	0	0
Tennessee-Martin	7	10	8	12	10	8	0	0	0	0	2	0	0	0	0
Southeastern La.	6	10	0	24	2	0	0	8	0	0	2	0	0	0	0
Nicholls State	14	20	10	21	11	2	1	2	0	0	4	0	0	0	0
Tennessee State	10	8	10	6	12	8	6	2	0	0	0	2	0	0	2
Delta State	26	8	18	9	10	4	13	0	0	0	0	2	2	0	0
Livingston	20	10	7	19	5	10	0	0	0	0	4	0	0	0	0
Mississippi College	18	5	6	4	10	8	0	0	0	0	2	0	0	0	0
Alabama A&M	27	9	0	16	9	6	0	0	0	8	4	0	2	0	0
Jacksonville State	16	2	16	18	7	16	0	0	0	0	0	1	2	4	0
Troy State	5	6	15	14	16	8	2	0	0	0	0	4	0	0	0

UNIVERSITY OF NORTH ALABAMA 1978-79 BASKETBALL ROSTER

NAME	POSITION	HT.	WT.	CLASS	HOMETOWN	HIGH SCHOOL
MORGAN, Timmy	Guard	5'10"	165	Jr.	Danville, Al.	Danville
MONTGOMERY, Bobby	Guard	6'2"	175	Sr.	Tuscumbia, Al.	Colbert Heights
McCORMICK, Tim	Guard	6'2"	155	So.	Florence, Al.	Central
ODEN, Perry	Guard	6'1"	170	So.	Siluria, Al.	Thompson
BODDIE, Otis	Guard	6'2"	170	Jr.	Florence, Al.	Bradshaw
MOORE, Garry	Forward	6'4"	185	Jr.	Huntsville, Al.	Lee
HILL, Billy	Forward	6'4"	190	Jr.	Birmingham, Al.	West End
DARBY, Ronald	Forward	6'6"	215	Sr.	Sheffield, Al.	Sheffield
LAVENDER, Gerald	Center	6'7"	195	Jr.	Tuscaloosa, Al.	Tuscaloosa Co.
HOOKS, Herbert	Center	6'7"	198	Sr.	Florence, Al.	Bradshaw
LEWALLEN, Pat	Forward	6'8"	185	So.	Huntsville, Al.	Butler
OWENS, Albert	Forward	6'4"	180	Fr.	Hueytown, Al.	Hueytown
SMITH, Mark	Forward	6'4"	185	Fr.	Muncie, Ind.	Northside
MUSSER, Paul	Guard	5'11"	170	Jr.	Hollywood, Fla.	Chamdande

Gulf South Conference Career Basketball Records (1971-1978)

CAREER RECORDS

Total Career Points	1839	Larry Wilson, Nicholls State	1975-A
Highest Career Scoring Average	25.2	Larry Wilson, Nicholls State	1975-A
Total Career Rebounds	1318	Marvin Sales, Troy State	1974-78
Highest Career Rebounding Average	13.3	Coleman Crawford, North Alabama	1973-75
Most Career Field Goals Attempted	1713	Carl Hollis, Troy State	1973-77
Most Career Field Goals Made	789	Carl Hollis, Troy State	1973-77
Highest Career Field Goal Percentage (Minimum of 400 field goals attempted)	.591	Mike Patterson, Tenn.-Martin (263 of 443)	1976-78
Most Career Free Throws Attempted	485	Marvin Sales, Troy State	1974-78
Most Career Free Throws Made	345	Larry Wilson, Nicholls State	1975-A
Highest Career Free Throw Percentage (Minimum of 200 free throws attempted)	.821	Larry Wilson, Nicholls State (345 of 420)	1975-A
Most Career Assists	625	David Felix, Troy State	1973-77
Highest Career Assist Average	8.5	Rodney McKeever, Livingston	1977-78

A - Still Active

All-Time GSC Career Scoring Leaders (Ranked on Total Points)

Player, School	Years	Games	FG	FT	TP	Avg.
1. Larry Wilson, Nicholls State	1975-A	73	747	345	1839	25.2
2. Carl Hollis, Troy State	1973-77	105	789	169	1747	16.6
3. Marvin Sales, Troy State	1974-78	105	729	246	1704	16.2
4. Ron Money, Jacksonville State	1971-75	105	653	236	1569	14.9
5. Richard Polk, Nicholls State	1972-76	98	646	237	1529	15.6
6. Ralph Moore, Delta State	1973-77	97	634	220	1488	15.3
7. David Felix, Troy State	1973-77	106	612	245	1469	13.8
8. Shelby Hypolite, Nicholls	1972-76	97	531	282	1344	13.9
9. Darryl Dunn, Jacksonville	1971-75	97	442	241	1119	11.5
10. Tyler Thompson, Miss. College	1976-78	56	485	141	1111	19.8

All-Time GSC Career Rebounding Leaders (Ranked on Total Rebounds)

Player, School	Years	Games	Rebounds	Avg.
1. Marvin Sales, Troy State	1974-78	105	1318	12.5
2. Richard Polk, Nicholls State	1972-76	98	1161	11.8
3. Carl Hollis, Troy State	1973-77	105	1124	10.7
4. Ron Money, Jacksonville State	1971-75	105	1050	10.0
5. Ralph Moore, Delta State	1972-76	97	969	10.0
6. Robert Clements, Jacksonville State	1975-A	75	868	11.5
7. Freddie Lucas, Southeastern La.	1971-75	101	821	8.1
8. Shelby Hypolite, Nicholls State	1972-76	97	784	8.1
9. Larry Wilson, Nicholls State	1975-A	73	723	9.9
10. Tyler Thompson, Miss. College	1976-78	56	687	12.3

All-Time GSC Career Field Goal Percentage Leaders (Ranked on Percentage)
(Minimum of 400 field goal attempts)

Player, School	Years	Games	FGA	FGM	Pct.
1. Mike Patterson, Tenn.-Martin	1976-78	54	443	263	.591
2. Marvin Sales, Troy State	1974-78	105	1259	729	.579
3. Robert Clements, Jacksonville State	1975-A	75	723	407	.578
4. Freddie Copeland, North Alabama	1975-77	66	486	280	.576
5. David Thomas, Jacksonville State	1976-78	45	416	231	.555
6. Walter Scrubbs, Delta State	1971-73	52	503	278	.553
7. Larry Carter, Tenn.-Martin	1975-77	53	840	464	.550
8. Tyler Thompson, Miss. College	1976-78	56	914	485	.531
9. Herman Brown, Jacksonville State	1975-77	51	620	327	.527
10. Perry Smith, Livingston	1976-A	52	453	238	.525
11. Rusty Willis, Southeastern La.	1973-77	78	640	330	.516
12. Don Elliot, Tenn.-Martin	1974-76	45	491	253	.515

(Two extra leaders included to account for two active players in the top ten)

All-Time GSC Career Free Throw Percentage Leaders (Ranked on Percentage)
(Minimum of 200 Free Throw Attempts)

Player, School	Years	Games	FTA	FTM	Pct.
1. Larry Wilson, Nicholls State	1975-A	73	420	345	.821
2. Eddie Butler, Jacksonville State	1974-76	51	213	167	.784
3. Joe Boddie, Tenn.-Martin	1974-78	87	207	164	.784
4. Jimmy Jones, North Alabama	1971-72	44	276	211	.764
5. Jeff Tyson, Southeastern La.	1976-78	52	240	183	.763
6. Larry Ginn, Jacksonville State	1971-73	48	256	190	.742
7. David Felix, Troy State	1973-77	106	331	245	.740
8. Carl Hollis, Troy State	1973-77	105	233	169	.725
9. Darryl Dinn, Jacksonville State	1971-75	97	333	241	.723
10. Johnny Hall, Nicholls State	1976-A	49	219	158	.721
11. Richard Polk, Nicholls State	1972-76	98	337	237	.703
12. Larry Carter, Tenn.-Martin	1975-77	53	214	150	.690

All-Time GSC Career Assists Leaders (Ranked on total assists)

Player, School	Years	Games	Assists	Avg.
1. David Felix, Troy State	1973-77	106	625	5.9
2. Sonny Charpentier, Nicholls State	1975-A	56	462	8.3
3. Leo McClure, Southeastern La.	1973-77	78	423	5.4
4. Connie Vaughn, North Alabama	1975-77	61	409	6.7
5. Ricky McCollough, Livingston	1972-74	49	340	6.9
6. Arthur Boykin, UTM	1972-75	70	339	4.8
7. Terry Percy, UTM	1974-78	90	328	3.6
8. Larry Scott, Miss. College	1976-78	56	304	5.4
9. Chuck Taylor, Nicholls State	1971-73	51	284	5.6
10. Jay Carlin, Nicholls State	1973-75	47	277	5.9



BASKETBALL COACH OF THE YEAR SELECTIONS

Year	Coach	School
1971-72	Jack Powell	Livingston University
1972-73	E. W. Foy	Southeastern Louisiana
1973-74	Tynes Hilderbrand	Northwestern Louisiana
1974-75	Wes Bizilia	Troy State University
1975-76	Don Landry	Nicholls State University
1976-77	Doug Hines	Mississippi College
1977-78	Doug Hines	Mississippi College

BASKETBALL PLAYER OF THE YEAR SELECTIONS

Year	Player	School
1971-72	Butch Stafford	Livingston University
1972-73	Charles Jones	Southeastern Louisiana
1973-74	Coleman Crawford	North Alabama
1974-75	Marvin Sales	Troy State University
1975-76	Shelby Hypolite	Nicholls State University
1976-77	Larry Wilson	Nicholls State University
1977-78	Tyler Thompson	Mississippi College



**The
Opponents**

Columbus Tour.

Columbus

Nov.
24-25

Location Columbus, Ga.
Enrollment 5,000
President Dr. Thomas Whitley
Athletic Dir. Frank "Sonny" Clements
Head Coach. Frank "Sonny" Clements
Last year's record. 19-8
Conference South Atlantic
Nat. Affiliation NAIA
Colors Red, White and Blue
Nickname. Cougars
Gym Woodruff Gym (1,700)
Sports Info. Dir. Elwood Moyer
SID's Home Phone. (404) 561-2802
Athl. Dept. Phone (404) 568-2046



RETURNING STARTERS: Charlie Hall, guard.

PROMISING NEWCOMERS: Dan Witter, forward; Bill Sexton, guard; Tim Swihart, center.

Nov. 24-25	Cecil Darby Columbus College 2nd Annual Ths 'giving Tour., So. Tech, Shorter Col., UNA
Dec. 2	Southern Tech Marietta
Dec. 4	Lagrange Columbus
Dec. 8-9	Tip-Off Tour. Columbus Lagrange, Berry, Ft. Valley State
Dec. 12	Southern Tech Columbus
Dec. 15-16	Christmas Tour Columbus Auburn Univ., (Mont.), Mars Hill, Cumberland College
Dec. 18	L 'ston University . L 'ston, Al.
Jan. 2-3	B 'ham Tour B 'ham, Al. Montevallo, B 'ham-Southern, Daniel Payne
Jan. 5	UAH H 'ville, Al.
Jan. 10	Dominican College . Columbus
Jan. 16	West Georgia Columbus
Jan. 22	Armstrong Savannah
Jan. 25	Augusta Columbus
Jan. 29	Lagrange Lagrange
Feb. 1	Valdosta Columbus
Feb. 3	Augusta Augusta
Feb. 5	UAH Columbus
Feb. 7	Livingston Univ. . . Columbus
Feb. 10	Armstrong Columbus
Feb. 14	Valdosta Valdosta
Feb. 17	West Georgia West Georgia
Feb. 23-24	*SAC Tournament* TBA

Columbus Tour.

Shorter College

Nov.
24-25

Location Rome, Ga.
Founded 1873
Enrollment 850
President Dr. Randall H. Minor
Athletic Director Hamp Alexander
Head Coach. Hamp Alexander
Last Year's Record 13-15
Conference GIAC
National Affiliation NAIA
Colors Blue & Gold
Nickname Hawks
Gym Memorial Gym (2,500)
Sports Inf. Director Dwight Duvall
SID's Phone. (404) 291-2121 Ext. 67



RETURNING STARTERS: Will Jones, guard; Elmo Alexander, center; Mike Dudley, forward; Wayne Anderson, forward.

PROMISING NEWCOMERS: Frank Moore, forward; Kirk Alford, guard.

Nov. 16-17	Tenn. Temp. Tour. Chattanooga
Nov. 24-25	Columbus Col. Columbus
Nov. 30	Tenn. Temple Rome
Dec. 2	Jacksonville St. Jacksonville
Dec. 4	West Georgia. Rome
Dec. 12	Tenn. Temple Chattanooga
Jan. 8	Jacksonville St. Rome
Jan. 13	Oglethorpe Atlanta*
Jan. 15	LaGrange Rome*
Jan. 17	Georgia Col. Milledgeville*
Jan. 20	Southern Tech. Rome*
Jan. 22	Piedmont Rome*
Jan. 24	North Georgia Rome*
Jan. 27	Georgia SW Americus*
Jan. 29	Berry. Mt. Berry*
Feb. 3	Oglethorpe Rome*
Feb. 5	LaGrange LaGrange*
Feb. 7	Georgia Col. Rome*
Feb. 10	Southern Tech. Marietta*
Feb. 12	West Georgia Carrollton
Feb. 14	North Georgia Dahlonega*
Feb. 17	Georgia SW Rome*
Feb. 20	Piedmont Demorest*
Feb. 24	Berry Rome**

*Denotes GIAC Games

**Denotes Homecoming Game

**Columbus
Tour.**

Southern Tech

**Nov.
24-25**

Location Marietta, Ga.
 Founded 1948
 Enrollment 2,100
 President Walter Carlson
 Colors Green & White
 Nickname Hornets
 Gym Hornets Nest (2,500)
 Athletic Director George Perides
 Head Coach George Perides
 Last Year's Record 29-6
 Conference GIAC
 National Affiliation NAIA
 Sports Inf. Dir. Ray Morgan
 SID's Phone (404) 424-7349



RETURNING STARTERS: Sinclair Keith, forward; Doug Raynor, forward; Karl Cruer, center; Craig Stephens, guard; Rodney Montgomery, guard.

Nov. 17	Highpoint	Home
Nov. 18	Paine College	Home
Nov. 20	Daniel Payne	Home
Nov.		
24 - 25	Columbus Tour	Away
Nov. 28	Piedmont	Home
Dec. 1	Lynchburg College	Home
Dec. 2	Columbus College	Home
Dec. 9	Paine College	Away
Dec. 12	Columbus College	Away
Jan. 3	Dominican College	Home
Jan. 5-6	Cobb County Classic	Home
Jan. 10	John Wesley Col.	Home
Jan. 13	North Georgia	Home
Jan. 15	Georgia SW	Away
Jan. 17	Berry College	Home
Jan. 20	Shorter College	Away
Jan. 22	Oglethorpe	Home
Jan. 24	LaGrange	Away
Jan. 27	Georgia College	Home
Jan. 31	Piedmont	Away
Feb. 3	North Georgia	Away
Feb. 7	Berry	Away
Feb. 10	Shorter College	Home
Feb. 12	Oglethorpe	Away
Feb. 14	LaGrange	Home
Feb. 17	Georgia College	Away
Feb. 20	Georgia SW	Home

**Nov. 30
Home**

Nicholls State

**Feb. 5
Away**

Location Thibodaux, La.
 Founded 1948
 Enrollment 6,317
 President Dr. Vernon F. Galliano
 Athletic Director Don Landry
 Head Coach Don Landry
 Last year's record 17-8
 Conference Gulf South
 Nat. Affiliation NCAA
 Colors Grey and Cardinal
 Nickname Colonels
 Gym D.R. Stopher Gymnasium (3,400)
 Sports Info. Dir. Al Suffrin
 SID's Home Phone (504) 447-5843
 Athl. Dept. Phone (504) 446-8111



DON LANDRY



LARRY WILSON

RETURNING STARTERS: Larry Wilson, forward (All-American); Johnny Hall, forward; Sonny Charpentier, guard; Larry Oney, guard; Rogers Washington, center.

PROMISING NEWCOMERS: Curtis McNulty, forward; Barry Baroocco, guard; Jeff Haisley, forward; Chris Jenning, guard.

Nov. 27	Northeast La. University Monroe	
Nov. 30	U. of N. Alabama Florence, Ala.	
Dec. 2	U. of Tenn.-Martin	Martin, Tn.
Dec. 9	Louisiana College	Thibodaux
Dec.		
15-16	Regents'	Wichita Falls, Ks. Classic
		(Southwest Texas, Nicholls State, Northeastern State (Oklahoma), Midwestern State
Dec. 20	NW State Univ.	Natchitoches
Dec. 29	U. of Ark.-Monticello	Thibodaux
Dec. 30	Indiana Tech	Thibodaux
Jan. 2	U. of Wis.-W'water.	Thibodaux
Jan. 5	SE La. University	Thibodaux
Jan. 13	Livingston University	Thibodaux
Jan. 15	Delta State University	Thibodaux
Jan. 20	Mississippi College	Clinton, Ms.
Jan. 26	J'ville St. Univ.	Thibodaux
Jan. 27	Troy State University	Thibodaux
Jan. 30	Louisiana College	Pineville
Feb. 3	U. of Tenn.-Martin	Thibodaux
Feb. 5	U. of N. Alabama	Thibodaux
Feb. 8	Mississippi College	Thibodaux
Feb. 10	Troy State University	Troy, Ala.
Feb. 12	J'ville St. Univ.	J'ville, Ala.
Feb. 17	L'ston Univ	Livingston, Ala.

**Dec. 2
Home**

Southeastern

**Feb. 3
Away**

Location Hammond, La.
 Founded 1925
 Enrollment 7,200
 President Dr. Clea Parker
 Athletic Director Leo Jones
 Head Coach Ken Fortenberry
 Last Year's Record 12-13
 Conference Gulf South
 Nat. Affiliation NCAA
 Colors Green & Gold
 Nickname Lions
 Gym Cefalu Coliseum (3,000)
 Sports Info. Dir. Larry Hymel
 SID's Home Phone (504) 345-6442
 Athl. Dept. Phone (504) 549-2253



KEN FORTENBERRY



RICK BANTA

RETURNING STARTERS: Rick Banta, forward; Rick Minton, guard.

PROMISING NEWCOMERS: Johnny James, center; Bobby Nard, forward; David Williams, forward.

Nov. 8 Australian N'al Team Hammond
 Nov. 27 Louisiana College . . . Hammond
 Dec. 1 U. of Tenn.-Mar. * . . Martin, TN
 Dec. 2 U. of N. Ala. * Florence, AL
 Dec. 14 McNeese St. Univ. Lake Charles
 Dec. 16 Louisiana College . . . Pineville
 Dec. 29 Indiana Tech Hammond
 Jan. 3 NW La. Univ. Natchitoches
 Jan. 5 Nicholls State Univ. * Thibodaux
 Jan. 11 McNeese State Univ. . Hammond
 Jan. 13 Delta State Univ. * . . Hammond
 Jan. 15 Livingston Univ. * . . Hammond
 Jan. 20 Centenary College . . . Shreveport
 Jan. 22 Mississippi College * Clinton, MS
 Jan. 25 Univ. of San Diego * Hammond
 Jan. 27 J'ville St. Univ. * . . . Hammond
 Jan. 29 Troy State Univ. * . . . Hammond
 Feb. 2 U. of Tenn.-Martin * Hammond
 Feb. 3 U. of N. Alabama * . Hammond
 Feb. 5 Northeast La. University Monroe
 Feb. 8 Troy State University * Troy, AL
 Feb. 10 J'ville St. Univ. * . . . J'ville, AL
 Feb. 13 Northeast La. Univ. . Hammond
 Feb. 17 Delta St. Univ. * . Cleveland, MS
 Feb. 19 Livingston Univ. * . . L'ston, AL
 Feb. 22 Nicholls State Univ. * Hammond
 Feb. 24 Mississippi College * Hammond
 * -- GSC Games

**Dec. 4
Home**

Lambuth College

**Jan. 3
Away**

Location Jackson, Tenn.
 Founded 1843
 Enrollment 807
 President Dr. James Wilder, Jr.
 Athletic Dir. Roscoe Williams
 Head Coach Dr. Charles Bray
 Last year's record 13-16
 Conference VSAC
 Nat. Affiliation NAIA
 Colors Blue and White
 Nickname Eagles
 Gym Athletic Center (2,500)
 Telephone (901) 427-6743
 Sports Information Dir Jack Church

RETURNING STARTERS: David Delk, guard; Adrain Nathaniel, forward; Terry Martin, guard; Lalcom McKinney, forward.

PROMISING NEWCOMERS: Ronald Johnson, guard; Tony Dawson, guard; David Gholston, forward.



Nov. 13 Blue-White Game H
 Nov. 18 Arkansas College H
 Nov. 27-28 Bicentennial Exchange Tour.
 Lambuth, Union, Lane,
 Freed Hardeman
 Dec. 2 Arkansas College T
 Dec. 4 Univ. of North Alabama . . . T
 Dec. 7 Rust H
 Dec. 9 CBC T*
 Jan. 3 Univ. of North Alabama . . . H
 Jan. 6 Bethel H*
 Jan. 9 Trevecca H*
 Jan. 11 LeMoyne Owen T*
 Jan. 13 Rust T
 Jan. 15 Southwestern T
 Jan. 18 David Lipscomb H
 Jan. 20 Belmont T*
 Jan. 22 Union H*
 Jan. 25 LeMoyne Owen H*
 Jan. 27 Freed Hardeman H*
 Jan. 29 Lipscomb T
 Feb. 1 Trevecca T*
 Feb. 5 CBC H*
 Feb. 8 Bethel T*
 Feb. 10 Belmont (Homecoming) . . . H*
 Feb. 12 Union T*
 Feb. 17 Freed Hardeman T*
 * Denotes VSAC Conference Games

**Dec. 9
Home**

Alabama A & M

**Jan. 29
Away**

Location Normal, Ala.
 Founded 1875
 Enrollment 5,000
 President Dr. R.D. Morrison
 Colors Maroon & White
 Nickname Bulldogs
 Gym T.M. Moore Gym (6,700)
 Athletic Director Joseph Henderson
 Head Coach Clarence Blackmon
 Last Year's record 13-13
 Conference SIAC
 National Affiliation NCAA
 Sports Inf. Director Wallace Dooley
 SID's Phone (205) 859-7404



Nov. 27 Tenn. State Home
 Nov. 29 Miles Col. Home
 Dec. 4 Athens Col. Home
 Dec. 5 Stillman Col. Away
 Dec. 7 Livingston Col. Away
 Dec. 9 North Alabama. Away
 Dec. 12 Livingston Col. Home
 Jan. 3 Miles Col. Away
 Jan. 6 Florida A&M. Home
 Jan. 10 Bethune-Cookman Col. Home
 Jan. 13 Albany State Home
 Jan. 16 Florida A&M. Away
 Jan. 19 Benedict College. Home
 Jan. 22 Alabama State Away
 Jan. 26 Benedict Col. Away
 Jan. 27 Morris Brown Col. Away
 Jan. 29 North Alabama Home
 Jan. 31 Tuskegee Home
 Feb. 1 Athens Col. Away
 Feb. 3 Morris Brown Col. Home
 Feb. 5 Albany State Away
 Feb. 8 Tenn. State Away
 Feb. 10 Stillman Col. Home
 Feb. 12 Alabama State Home
 Feb. 15 Bethune-Cookman Col. Away
 Feb. 17 Tuskegee Away
 Feb. 23 SIAC Tournament

RETURNING STARTERS: Cornelius Hill, forward; Ken Harris, forward; James Arrington, center-forward.

**Dec. 16
Away**

Alabama State

**Jan. 15
Home**

Location Montgomery, Ala.
 Founded 1874
 President Dr. Levi Watkins
 Athletic Director Dr. Tommy Frederick
 Head Coach James Oliver
 Last Year's record Disbanded after 1 game
 Conference Independent
 National Affiliation NCAA, NAIA
 Colors Gold & Black
 Nickname Hornets
 Gym C.J. Dunn Arena (3,500)
 Sports Inf. Dir. Charles Smith
 SID's Home Phone (205) 277-6175



JAMES V. OLIVER

Nov. 25 Black & Gold Game Home
 Nov. 28 Daniel Payne College Home
 Dec. 2 Stillman College Home
 Dec. 5 Miles College. Away
 Dec. 8 Miles College Home
 Dec. 16 Univ. North Alabama Home
 Dec. 29 Tri-State Classic Away*
 Dec. 30 Ala. State, Alcorn State, Jackson State & Kentucky State
 Jan. 6 Univ. Texas-El Paso. Away
 Jan. 10 Dillard Univ. Home
 Jan. 13 Stillman College Away
 Jan. 15 Univ. North Alabama Away
 Jan. 18 Huntington College Home
 Jan. 20 Talladega College Home
 Jan. 22 Alabama A&M Univ. Home
 Jan. 27 Daniel Payne College. Away
 Jan. 29 Auburn U.-Montgomery Away
 Feb. 1 Edward Waters Home
 Feb. 3 Talladega College Away
 Feb. 12 Alabama A&M Univ. Away
 Feb. 14 Huntington College Away
 Feb. 17 Xavier Univ. Away
 Feb. 19 Dillard Univ. Away
 Feb. 24 Tennessee State Univ. Away
 Feb. 27 Auburn U.-Montgomery Home
 Mar. 2 Xavier University Home
 Mar. 5-7 NAIA District 27 Playoffs
 * Jackson Miss. Coliseum

RETURNING STARTERS: Clayton Harris, guard; Carl Fortson, forward; Greg Owes, guard.

PROMISING NEWCOMERS: Johnny Mitchell, guard; Kevin Loder, forward; Melvin Crayton, center; James Smith, center.

**Dec. 18
Home**

Otterbein College

Location Westerville, Ohio
 Founded 1847
 Enrollment 1,200
 President Thomas J. Kerr, IV
 Athletic Director Elmer "Bud" Yoest
 Head Coach Dick Reynolds
 Last Year's Record 20-9
 Conference Ohio Athletic
 Nat. Affiliation NCAA
 Colors Tan & Cardinal
 Nickname Cardinals
 Gym Rike Physical Educ. Center (2,400)
 Sports Info. Dir. Bill Stewart
 SID's Home Phone. (614) 263-7302



DICK REYNOLDS



JEFF BENSON

RETURNING STARTERS: Don Brough, forward; Jeff Benson, forward; John Phillips, guard; Doug Petty, guard; Mike Wehlhete, guard.

PROMISING NEWCOMERS: Jeff Kessler, guard; Dino Guanciale, guard.

Nov. 25	Xavier	T
Dec. 2	DePauw	T
Dec. 7	Steuensville	H
Dec. 9	Urbana	T
Dec. 14	Rio Grande	H
Dec. 16	Wright State	T
Dec. 18	North Alabama	T
Dec. 20	Birmingham Southern	T
Dec.		
27-28	Colonial City Classic	T
Jan. 6	Wittenberg	H*
Jan. 10	Marietta	H*
Jan. 13	Wooster	T*
Jan. 17	Baldwin-Wallace	T*
Jan. 20	Mount Union	H*
Jan. 24	Ohio Northern	H*
Jan. 27	Capital	T*
Jan. 31	Heidelberg	H*
Feb. 3	Ohio Wesleyan	T*
Feb. 7	Kenyon	H*
Feb. 10	Denison	T*
Feb. 14	Muskingum	T*
Feb. 17	Oberlin	H*
Feb. 20	OAC Tournament (Home Site)	
Feb. 23	OAC South Semi-Finals at Otterbein	
Feb. 24	OAC South Finals at Otterbein	
Feb. 26	OAC Championship at Otterbein, *Ohio Athletic Conference Games	

**Jan. 6
Away**

Delta State

**Feb. 10
Home**

Location Cleveland, Miss.
 Founded 1925
 Enrollment 3,200
 President Dr. Kent Wyatt
 Athletic Dir Dr. Brad Hovious
 Head Coach Mel Hankinson
 Last year's record 12-13
 Conference Gulf South
 Nat. Affiliation NCAA (Division II)
 Colors Green & White
 Nickname Statesmen
 Gym Walter Sillers Coliseum (4,000)
 Sports Info. Dir Langston Rogers
 SID's Home Phone. (601) 843-9665
 Ath. Dept. Phone (601) 843-2640



MEL HANKINSON



MARION COLE

RETURNING STARTERS: John Coles, forward; Milton Griffin, guard; Lee Bland, forward; Marion Cole, forward-guard.

PROMISING NEWCOMERS: Charles Cole, guard; Darwin Jones, guard; Doug Shultz, forward; Wendell Weathers, guard; Steve Simpson, forward; Keith Houston, guard.

Nov. 24	Arkansas College	Home
Nov. 27	East Tenn. State Univ.	Away
Nov. 29	Milligan (Tenn.) College	Away
Dec. 1-2	Bobcat Classic	Frostburg, MD
Dec. 8-9	Spartan Classic	St. Louis, MO
Dec. 11	Troy State Univ.	Away*
Dec.		
28-29	Choo-Choo Classic C'nooga, TN	
Jan. 3	Christian Brothers College.	Away
Jan. 6	Univ. of North Alabama.	Home*
Jan. 8	U. of Tenn.-Martin	Home*
Jan. 13	Southeastern La. Univ.	Away*
Jan. 15	Nicholls State Univ.	Away*
Jan. 17	Jacksonville State Univ.	Home*
Jan. 20	Livingston University.	Away*
Jan. 25	Mississippi College	Away*
Jan. 27	Arkansas-Monticello	Away
Feb. 3	Troy State University.	Home*
Feb. 5	Jacksonville State Univ.	Away*
Feb. 9	U. of Tenn.-Martin	Away*
Feb. 10	Univ. of North Alabama.	Away*
Feb. 17	SE La. University	Home*
Feb. 19	Nicholls State University.	Home*
Feb. 22	Mississippi College	Home*
Feb. 24	Livingston University	Home*
	* - Gulf South Conference Game	

**Jan. 8
Away**

Livingston

**Feb. 12
Home**

Location Livingston
 Founded 1835
 Enrollment 1,600
 President Dr. Asa N. Green
 Athletic Director Ed Murphy
 Head Coach Ed Murphy
 Last Year's Record 18-8
 Conference Gulf South
 Nat. Affiliation NCAA
 Colors Red & White
 Nickname Tigers
 Gymnasium Pruitt Hall (1,500)
 Sports Info. Dir. Dee Outlaw
 SID's Home Phone. (205) 652-7282



ED MURPHY



CHEYENNE JONES

RETURNING STARTERS: Cheyenne Jones, center; Tony Marshall, forward; Pery Smith, forward; Mark Snider, guard.

PROMISING NEWCOMERS: Bobby Lewis, guard; Marvin Wesley, forward; Tony Andre, center; Ricky Jenkins, guard.

Dec. 1-2 Miss. Col. Tour . . . Clinton, Ms. (Mississippi College, Christian Brothers, Louisiana College)
 Dec. 7 Alabama A&M Livingston
 Dec. 9 Troy State Troy, Al.*
 Dec. 11 Alabama Huntsville, Al. (Huntsville)
 Dec. 12 Alabama A&M . . . Huntsville, Al.
 Dec. 18 Columbus Col. Selma, Al.
 Dec. 20 Alabama Livingston (Huntsville)
 Dec. Spring Hill Tour . . . Mobile, Al. (Spring Hill, Lane, Dillard)
 29-30 Tenn.-Martin Livingston*
 Jan. 6 N. Alabama Livingston*
 Jan. 8 Nicholls St. Thibodaux, La.*
 Jan. 13 SE Louisiana . . . Hammond, La.*
 Jan. 15 Mississippi Col. . . . Livingston*
 Jan. 18 Delta State Livingston*
 Jan. 20 Miss. Col. Clinton, Ms.*
 Jan. 27 Jacksonville St. . . . Livingston*
 Feb. 3 Troy State Livingston*
 Feb. 5 Columbus Col. . . . Columbus, Ga.
 Feb. 7 Tenn.-Martin Martin, Tn.*
 Feb. 10 N. Alabama Florence, Al.*
 Feb. 12 Nicholls St. Livingston*
 Feb. 17 SE Louisiana Livingston*
 Feb. 19 Jacksonville St. . . . J'ville, Al.*
 Feb. 21 Delta State Cleveland, Ms.*
 Feb. 24 *Gulf South Conference Games

**Jan. 11
Home**

Tennessee State

**Jan. 31
Away**

Location Nashville, Tenn.
 Enrollment 5,400
 President Dr. Frederick S. Humphries
 Athletic Director Samuel R. Whitmon
 Head Coach Edward Martin
 Last Year's Record 13-12
 Conference Independent
 Nat. Affiliation NCAA
 Colors Blue & White
 Nickname Tigers
 Gym Keans Little Garden (5,500)
 Sports Info. Dir. Kindell Stephens
 SID's Phone (615) 320-3596



ED MARTIN



FOO BELFIELD

RETURNING STARTERS: Monti Davis, forward; Foo Belfield, guard; James Tucker, forward.

PROMISING NEWCOMERS: Sam Johnson, center; Keith Dean, center; Kenneth Offutt, guard; Rodger Hayes, forward.

Nov. 27 Alabama A&M Univ Away
 Dec. 2 N. C. Central Univ Home
 Dec. 7 Belmont College Home
 Dec. 9 UT-Chattanooga Away
 Dec. 11 Middle Tenn. State Univ Away
 Dec. 22 LeMoyn-Owens College Away
 Dec. 28 Quincy Tournament Away (Cumberland, Drury, Henderson State, Malone, Miss. Valley, Southwest, Texas State)
 Jan. 3 UT-Martin Univ Away
 Jan. 6 Kentucky State Univ Home
 Jan. 9 Alabama State Univ Away
 Jan. 11 North Alabama Univ Away
 Jan. 13 LeMoyn-Owens College Home
 Jan. 15 UT-Martin Univ Home
 Jan. 20 Indiana State at Evansville Away
 Jan. 22 Kentucky Wesleyan Col. Home
 Jan. 25 Belmont College Away
 Jan. 27 Kentucky State Univ Away
 Jan. 31 North Alabama Univ Home
 Feb. 3 North Kentucky Univ Home
 Feb. 5 Benedict College Away
 Feb. 8 Alabama A&M Univ Home
 Feb. 12 N. C. Central Univ Away
 Feb. 17 Kentucky Wesleyan Col. Away
 Feb. 19 UT-Chattanooga Home
 Feb. 22 Alabama State Univ Home

**Jan. 13
Home**

Mississippi College

**Feb. 19
Away**

Location Clinton, Miss.
 Founded 1826
 Enrollment 3,500
 President Dr. Lewis Nobles
 Athl. Director John Williams
 Head Coach Dr. Doug Hines
 Last Year's Record 22-7
 Conference Gulf South
 National Affiliation NCAA
 Colors Navy Blue & Old Gold
 Nickname Choctaws
 Gymnasium A.E. Wood Coliseum (3,500)
 Sports Inf. Dir. Norman Gough
 SID's Home Phone (601) 924-5115



DR. DOUG HINES



DR. LEWIS NOBLES

RETURNING STARTERS: Robert Felder, forward; Matthew Evans, guard.

PROMISING NEWCOMERS: Hilton Harrel, forward; Sam Lee, forward; Ricky Garrison, guard.

Nov. 27-28 Denominational Tour . . . Millsaps
 Belhaven vs William Carey, MC vs Millsaps
 Dec. 1-2 MC Invitational Home
 Livingston vs La. College, MC vs Christian Brothers
 Dec. 4 West. Ky. . . Bowling Green, Ky.
 Dec. 5 Murray State Murray, Ky.
 Dec. 12 William Carey . . Hattiesburg, Ms.
 Dec. 16 Belhaven Home
 Jan. 9 Millsaps Jackson
 Jan. 11 Tenn.-Martin Martin, Tenn.
 Jan. 13 North Alabama Florence, Ala.
 Jan. 15 Jacksonville State Home
 Jan. 18 Livingston State Livingston, Ala.
 Jan. 20 Nicholls State Home
 Jan. 22 Southeastern Home
 Jan. 25 Delta State Home
 Jan. 27 Livingston State Home
 Jan. 29 Jacksonville State J'ville, Ala.
 Feb. 1 Troy State Troy, Ala.
 Feb. 8 Nicholls State Thibodaux, La.
 Feb. 13 Belhaven Jackson
 Feb. 17 Tennessee-Martin Home
 Feb. 19 North Alabama Home
 Feb. 20 Troy State Home
 Feb. 22 Delta State Cleveland
 Feb. 24 Southeastern Hammond, La.
 Feb. 26 Williams Carey Home

**Jan. 20
Away**

Jacksonville State

**Feb. 24
Home**

Location Jacksonville, Ala.
 Founded 1883
 Enrollment 7,100
 President Dr. Ernest Stone
 Athl. Director Jerry Cole
 Head Coach Bill Jones
 Last year's record 12-12
 Conference Gulf South
 Nat. Affiliation NCAA, NAIA
 Colors Red & White
 Nickname Gamecocks
 Gym. Pete Mathews Coliseum
 Sports Info. Dir. Rudy Abbott
 SID's Home Phone (205) 820-1650
 Athl. Dept. Phone (205) 435-9820
 Ext. 206, 340



BILL JONES



ROBERT CLEMENTS

RETURNING STARTERS: Robert Clements, center; Al Lankford, forward; Toddy Smyly, guard.

PROMISING NEWCOMERS: Tommy Keith, forward; Ronald Towns, guard; Tommy Bonds, guard.

Nov. 24-25 Cystic Fibrosis Valdosta, Ga. Classic
 Nov. 27 West. Ky. U. . . B'ling Green, Ky.
 Dec. 2 Shorter College Home
 Jan. 8 Shorter College Rome, GA.
 Jan. 11 Troy State Univ Home
 Jan. 13 W. Ga. College Carrollton, Ga.
 Jan. 15 Mississippi College Clinton, Ms.
 Jan. 17 Delta State Univ Cleveland, Ms.
 Jan. 20 Univ. of North Alabama Home
 Jan. 22 U. of Tenn.-Martin Home
 Jan. 26 Nicholls St. U. Thibodaux, La.
 Jan. 27 SE La. Univ Hammond, La.
 Jan. 29 Mississippi College Home
 Jan. 31 West Georgia College Home
 Feb. 3 Livingston University Livingston
 Feb. 5 Delta State Univ Home
 Feb. 10 SE Louisiana Univ Home
 Feb. 12 Nicholls State Univ Home
 Feb. 15 Troy State Univ Troy
 Feb. 21 Livingston Univ Home
 Feb. 23 UTM Martin, Tenn.
 Feb. 24 U. of N. Ala Florence, Al.

**Jan. 22
Away**

Troy State

**Feb. 23
Home**

Location Troy, Ala.
 Founded 1887
 Enrollment 12,000
 President Dr. Ralph Adams
 Athletic Dir Robert Stewart
 Head Coach Wes Bizilia
 Last Year's Record 1-23
 Conference Gulf South
 National Affiliation NCAA
 Colors Cardinal & Silver
 Nickname Trojans
 Gym Sartain Hall (3,500)
 Sports Info. Dir. Gary Stogner
 SID's Home Phone (205) 566-5033
 Athl. Dept. Phone (205) 566-3000



WES BIZILIA



PAUL BUSSMAN

RETURNING STARTERS: Paul Bussman, guard; Louis Faison, center; Jim Means, center; Bryan Cruce, guard.

PROMISING NEWCOMERS: Tim Anderson, guard; Jerry Richards, forward; Walter Myers, forward.

Nov. 27 David Lipscomb C. . . N'ville, TN
 Nov. 29 U. Ala. H'ville . . Huntsville, AL
 Dec. 6 LaGrange College LaGrange, GA
 Dec. 9 *Livingston Univ. Troy
 Dec. 11 *Delta State Univ Troy
 Dec. 14 Athens State College Athens, AL
 Jan. 4 Athens State College Troy
 Jan. 6 LaGrange College Troy
 Jan. 11 *J'ville State Univ . . J'ville, AL
 Jan. 13 Georgia Tech. Atlanta, GA
 Jan. 16 Univ. Alabama Huntsville . Troy
 Jan. 20 *Univ. Tennessee-Martin . Troy
 Jan. 22 *Univ. North Alabama . . . Troy
 Jan. 24 Huntingdon College Troy
 Jan. 27 *Nicholls St. U . Thibodaux, LA
 Jan. 29 *SE La. Univ. Hammond, LA
 Feb. 1 *Mississippi College Troy
 Feb. 3 *Delta St. U Cleveland, MS
 Feb. 5 *L'ston Univ. Livingston, AL
 Feb. 7 Huntingdon Col. M'gomery, AL
 Feb. 8 *SE Louisiana Univ Troy
 Feb. 10 *Nicholls State Univ Troy
 Feb. 15 *Jacksonville State Univ . . Troy
 Feb. 20 *Mississippi College Clinton, MS
 Feb. 23 *U. of N. Ala. Florence, AL
 Feb. 24 *U. Tenn.-Martin Martin, TN
 *Gulf South Conference Games

**Jan. 25
Home**

UT-Martin

**Feb. 15
Away**

Location Martin, Tenn.
 Founded 1900
 Enrollment 5,100
 President Dr. Larry T. McGehee
 Athl. Director Bob Paynter
 Head Coach Bob Paynter
 Last Year's Record 12-14
 Conference Gulf South
 Nat. Affiliation NCAA
 Colors Orange, Royal Blue & White
 Nickname Pacers
 Gymnasium Pacer Arena (7,000)
 Sports Info. Director Bob Carroll
 SID's Home Phone (901) 587-9683



BOB PAYNTER



BILL HAMPTON

RETURNING STARTERS: John Carr, forward; Billy Ray Hampton, forward.

PROMISING NEWCOMERS: Jerry Robertson, forward; Edward Littleton, guard; Don Hubbard, forward; Barry Tidwell, guard.

Nov. 25 Indiana-Purdue U. . . Ind'polis, In.
 Nov. 27 Westminster Col. Martin
 Dec. 1 SE La. Univ. Martin
 Dec. 2 Nicholls St. Univ. Martin
 Dec. 7 N. Dakota St. Univ. Martin
 Dec. 13 Murray St. Univ. Murray, Ky.
 Dec. 15-22 Foreign Trip TBA
 Jan. 3 Tenn. St. Univ. Martin
 Jan. 6 Livingston Univ. L'ston, Al.
 Jan. 8 Delta St. Univ. Cleveland, Ms.
 Jan. 11 Miss. College Martin
 Jan. 15 Tenn. St. Univ. Nashville, Tn.
 Jan. 18 Fort Campbell Martin
 Jan. 20 Troy St. Univ. Troy, Al.
 Jan. 22 Jacksonville St. U. J'ville, Al.
 Jan. 25 U. of N. Alabama Florence, Al.
 Jan. 30 Kentucky Wesleyan Col. . . Martin
 Feb. 2 SE La. Univ. Hammond, La.
 Feb. 3 Nicholls St. U. Thibodaux, La.
 Feb. 9 Delta St. Univ. Martin
 Feb. 10 Livingston Univ. Martin
 Feb. 13 SE Mo. Cape Girardeau, Mo.
 State University
 Feb. 15 U. of N. Alabama Martin
 Feb. 17 Miss. Col. Clinton, Ms.
 Feb. 19 Columbia Col. Martin
 Feb. 23 Jacksonville St. Univ. Martin
 Feb. 24 Troy St. Univ. Martin

Gulf South Conference Evaluation

1975-76, 1976-77, 1977-78, (3 yrs.)

	Overall Record	Conference Record	Conference Finish	Best Record	Worst Record
North Alabama	60-22	28-17	1,3,4	24-7	17-9
Nicholls State	50-27	27-18	1,3,8	22-4	11-15
Mississippi College	47-34	25-20	1,3,8	21-6	7-20
Jacksonville State	41-34	24-21	2,5,6	16-8	13-14
Southeastern La.	40-35	24-21	3,4,6	16-11	12-13
Tennessee Martin	38-31	19-26	5,6,8	15-8	10-14
Livingston	34-42	19-25	2,5,9	17-7	7-19
Troy State	31-48	19-24	1,4,9	15-11	1-23
Delta State	26-50	16-39	5,6,9	12-13	8-19

Gulf South Conference Records

1975-76, 1976-77, 1977-78 (3 yrs.)

1975-76

	Overall Record	Conference Record
Nicholls State	22-4	11-2
Jacksonville St.	16-8	10-3
North Alabama	19-6	9-4
Troy	15-11	7-6
Southeastern	12-11	7-6
UT-Martin	15-8	5-8
Delta	6-18	5-8
Mississippi Col.	7-20	2-11
Livingston	7-19	1-12

GULF SOUTH CO-CHAMPIONS 3rd IN THE NATION - NCAA DIVISION II

1976-77		
North Alabama	24-7	11-5
Troy	15-14	11-5
Mississippi Col.	19-8	10-6
Southeastern	16-11	10-6
UT-Martin	13-9	7-9
Jacksonville	13-14	7-9
Livingston	10-16	7-9
Nicholls	11-15	6-10
Delta	8-19	3-13

1977-78

Mississippi Col.	21-6	13-3
Livingston	17	11-4
Nicholls	17-8	10-6
North Alabama	17-9	8-8
Delta	12-13	7-8
Jacksonville	12-12	7-9
Southeastern	12-13	7-9
UT-Martin	10-14	5-9
Troy	1-23	1-13

Gulf South Conference

Final Basketball Statistics

SCORING

	G	FG	FT	Pts	Avg.
Larry Wilson, Nicholls St.	23	252	143	647*	28.1*
David Thomas, Jacksonville	24	187	95	469	19.5
Tyler Thompson, Ms. Col.	29	246	73	565	19.5
Jeff Tyson, SE La.	25	179	103	461	18.4
Marvin Sales, Troy State	24	182	61	425	17.7
Joe Boddie, UT-Martin	24	167	90	424	17.7
Rodney McKeever, Lv 'ston	26	173	108	454	17.5
Johnny Hall, Nicholls St.	24	168	63	399	16.6
Tony Marshall, Lv 'ston	27	151	92	394	15.2
Otis Boddie, N. Ala.	27	146	92	384	14.8
John Coles, Delta St.	25	141	76	354	14.2
Billy Ray Hampton, UTM	24	135	66	336	14.0
Ron Darby, N. Ala.	26	155	42	351	13.5
Cheyenne Jones, Lv 'ston	26	146	57	349	13.4
Greg Davis, Jacksonville	24	136	41	323	13.4

FIELD GOAL PERCENTAGE

	FG	FGA	Pct.
Robert Felder, Ms. College	137	222	.622
Mike Patterson, UT-Martin	120	195	.615
Marvin Sales, Troy State	182	306	.595
Lee Bland, Delta State	112	194	.577
Rodney McKeever, L 'ston	173	315	.549
David Thomas, J 'ville	187	344	.543
Tyler Thompson, Ms. Coll.	246	458	.537
Cheyenne Jones, L 'ston	146	273	.535
Robert Clements, J 'ville	125	236	.529

FREE THROW PERCENTAGE

	FT	FTA	Pct.
Larry Wilson, Nicholls	143	162	.883*
Rick Minton, Southeastern	66	82	.805
Joe Boddie, UT-Martin	90	113	.796
Marion Cole, Delta State	70	89	.787
Jimmy Armstrong, N. Ala.	43	55	.782
Perry Oden, N. Ala.	53	70	.757
Lee Bland, Delta State	61	81	.753
Jeff Tyson, Southeastern	103	138	.746

REBOUNDING

	G	Rbs	Avg.
Marvin Sales, Troy State	24	290	12.2
Tyler Thompson, Ms. Coll.	29	341	11.8
Rogers Washington, Nicholls	25	285	11.4
Larry Wilson, Nicholls	23	259	11.3
Robert Clements, J 'ville	24	270	11.2
Cheyenne Jones, L 'ston	26	283	10.9
Gerald Lavender, N. Ala.	26	265	10.2
Mike Patterson, UT-Martin	24	221	9.2
John Coles, Delta State	25	220	8.8
Tony Marshall, L 'ston	26	228	8.8

ASSISTS

	G	Ast	Avg.
Sonny Charpentier, Nicholls	25	255*	10.2*
Rodney McKeever, L 'ston	26	221	8.5
Larry Scott, Ms. Col.	29	170	5.5
Terry Percy, UT-Martin	24	129	5.3
Benny Bundrage, Delta St.	24	113	4.7
Jimmy Armstrong, N. Ala.	26	111	4.3
Otis Boddie, N. Ala.	26	98	3.8
Rick Minton, Southeastern	25	91	3.6

TEAM STATISTICS

OFFENSE	G	Pts	Avg.	DEFENSE	G	Pts	Avg.
Nicholls State	25	2126	85.0	Southeastern La.	25	1588	63.5*
Delta State	25	2052	82.1	Mississippi College	29	1999	68.9
Livingston Univ.	26	2069	79.5	Tennessee-Martin	24	1670	69.6
Jacksonville State	24	1843	76.7	North Alabama	26	1817	69.9
North Alabama	26	1930	74.2	Livingston Univ.	26	1914	73.6
Mississippi College	29	2167	74.7	Troy State	24	1788	74.5
Troy State	24	1672	69.6	Jacksonville State	24	1939	80.7
Tennessee-Martin	24	1622	67.5	Nicholls State	25	2018	80.7
Southeastern La.	25	1587	63.5	Delta State	25	2124	84.9

FIELD GOAL PERCENTAGE---Mississippi College (904-1751) .516; Livingston University (822-1658) .496; Jacksonville State (736-1486) .495.

FREE THROW PERCENTAGE---Nicholls State (404-550) .735; Southeastern Louisiana (319-436) .732; Jacksonville State (373-540) .690.

REBOUNDING---Delta State (25-1134) 45.4; Jacksonville State (24-1032) 43.0; Nicholls State (25-1065) 42.6.

FINAL TEAM STANDINGS

	W	L	Pct.	W	L	Pct.
Mississippi College	13	3	.813	22	7	.759
Livingston Univ.	11	4	.733	18	8	.708
Nicholls State	10	6	.625	17	8	.680
North Alabama	8	8	.500	17	9	.654
Delta State	7	8	.467	12	13	.480
Jacksonville State	7	9	.438	12	12	.500
Southeastern La.	7	9	.438	12	13	.480
Tennessee-Martin	5	9	.357	10	14	.417
Troy State	1	13	.071	1	23*	.042

*GSC Records



1977-78 All-Gulf South Conference BASKETBALL TEAM

FIRST TEAM

Name	School	Ht.	Class	Hometown
Tyler Thompson	Mississippi College	6'7	Senior	Gloster, Ms.
Larry Wilson	Nicholls State	6'5	Junior	Raceland, La.
Marvin Sales	Troy State	6'4	Senior	Decatur, Ala.
Rodney McKeever	Livingston University	6'0	Senior	Charleston, S.C.
Jeff Tyson	Southeastern Louisiana	6'1	Senior	Saginaw, Mich.

SECOND TEAM

David Thomas	Jacksonville State	6'5	Senior	Evergreen, Ala.
Otis Boddie	North Alabama	6'2	Soph.	Florence, Ala.
Joe Boddie	Tennessee-Martin	6'5	Senior	Memphis, Tenn.
Cheyenne Jones	Livingston University	6'8	Junior	Danville, Va.
Larry Bibb	Mississippi College	5'9	Senior	Louisville, Ky.

Gulf South Conference Basketball Records

TEAM-SINGLE GAME

	No.	GSC School	Opponent	Year
Total Points (two teams)	224	Troy State	Dillard	1974-75
		Jacksonville	Livingston	1971-72
		Livingston	Troy State	1971-72
Field Goals Attempted	108	Miss. College	Le Tourneau	1976-77
Field Goals Made	58	Miss. College	Millsaps	1974-75
Field Goal Percentage	.706	Troy State	Jacksonville	1975-76
Free Throws Attempted	52	Delta State	Southern Tech	1971-72
Free Throws Made	41	N. Alabama	Jacksonville	1971-72
Free Throw Percentage (13-14)	92.9	Southeastern	Northeast	1973-74
Most Rebounds	85	Northwestern	S.W. Texas	1974-75
Most Points Scored	143	Miss. College	Millsaps	1974-75
Fewest Points Allowed	35	Miss. College	Belhaven	1974-75
Most Points Allowed	134	Troy State	Livingston	1971-72
Assists	35	Livingston	U. Ala.-Birmingham	1972-73
Fewest Points Scored	40	Livingston	Troy State	1974-75

TEAM-SINGLE SEASON

	No.	GSC School	Year
Offensive Average (per game)	87.4	Livingston State	1971-72
Defensive Average (per game)	63.5	Southeastern	1977-78
Rebound Average (per game)	52.7	Troy State	1972-73

Field Goal Percentage	51.8	North Alabama	1972-73
Free Throw Percentage	75.3	Miss. College	1975-76
Most Games Won (playoff games included)	24	North Alabama	1976-77
Most Games Lost (playoff games included)	23	Troy State	1977-78
Best Won-Lost Percentage (playoff games included)	.846	Nicholls State	1975-76
Most Consecutive Games Won	16	Nicholls State	1975-76
Most Consecutive Games Lost	15	Delta State	1973-74
Most Assists	545	Livingston State	1973-74
Assists Average	20.9	Livingston State	1973-74


INDIVIDUAL-SINGLE GAME

	No.	Player, School	Year
Total Points	46	Butch Stafford, Livingston	1971-72
Total Rebounds	41	Learnest Martin, Troy State	1971-72
Field Goals Attempted	36	Charles Jacison, Livingston	1972-73
Field Goals Scored	18	Danny Williams, Miss. Coll.	1973-74
	18	Larry Carter, UT-Martin	1975-76
Field Goal Percentage (min. 10 atts.) (12-13)	.923	Jay Carlin, Nicholls St.	1973-74
Free Throws Attempted	19	Butch Stafford, Livingston	1971-72
	19	Jimmy Jones, North Alabama	1971-72
Free Throw Percentage (min. 10 atts.) (11-11)	100	Larry Wilson, Nicholls	1976-77
Most Assists	17	Randy Clemens, Miss. Coll.	1973-74
Consecutive Free Throws	14	Larry Wilson, Nicholls	1976-77

INDIVIDUAL-SINGLE SEASON

	No.	Player, School	Year
Total Points	647	Larry Wilson, Nicholls	1977-78
Scoring Average	28.1	Larry Wilson, Nicholls	1977-78
Total Rebounds	471	Learnest Martin, Troy State	1971-72
Rebound Average	16.2	Learnest Martin, Troy State	1971-72
Field Goals Attempted	563	Charles Jackson, Livingston	1973-74
Field Goals Made	265	Larry Wilson, Nicholls	1976-77
Field Goal Percentage (min. 150 atts) (149-239)	.623	Freddie Copeland, N. Alabama	1976-77
Free Throws Attempted	196	Butch Stafford, Livingston	1971-72
Free Throws Made	143	Butch Stafford, Livingston	1971-72
Free Throw Percentage (min. 75 atts.) (143-162)	.883	Larry Wilson, Nicholls	1977-78
Most Consecutive Free Throws Made	25	Larry Wilson, Nicholls	1977-78
Assists Average	10.2	Ross Barker, Livingston	1975-76
Assists	255	Sonny Charpentier, Nicholls	1977-78
	143	Sonny Charpentier, Nicholls	1977-78

**LIONS
RECORD
BOOK**



UNA BASKETBALL RECORDS

Single Game - Team

- Most Points - 123 vs. Troy (103), March 5, 1962, at Eufaula, Ala.
Most Points, Both Teams - 226 (UNA 107, Jacksonville 119, Jan. 10, 1967) at Jacksonville; (UNA 123, Troy 103, UNA March 5, 1962) at Eufaula, Ala.
Most Points Home - 121 vs. St. Bernard (92) Feb. 3, 1971
Most Points Away - 122 vs. St. Bernard (86) Dec. 9, 1970
Most Points, Half - 68, 1st, vs. Livingston (Jan. 18, 1965) and vs. St. Bernard, 2nd (Feb. 3, 1971)
Most Points, Neutral Floor - 123 vs. Troy (103) March 5, 1962, at Eufaula, Ala.
Fewest Points - 32 vs. Howard (69) Feb. 25, 1949, at Birmingham and vs. Troy (50) 1954.
Biggest Victory Margin - 47 (UNA 97, Lambuth 50) Feb. 27, 1950, at Florence and (UNA 98, Union University 51) Dec. 12, 1950, at Sheffield
Worst Defeat - 46 (UNA 47, Alabama 93), Jan. 19, 1952, at Tuscaloosa
Most Points Allowed - 119 (Jacksonville, Jan. 10, 1967, at Jacksonville)
Most Field Goals Attempted - 100 vs. St. Bernard (made 30 for .300 percent, Feb. 7, 1966 at Florence)
Most Field Goals Made - 53 vs. St. Bernard (Dec. 9, 1970, at Cullman, attempted 88 for .602 percent)
Best Field Goal Percentage, Half - .820 vs. Birmingham-Southern (Jan. 30, 1971, at Birmingham, attempted 18, made 12)
Best Field Goal Percentage, Game - 65.0 vs. Birmingham-Southern (Jan. 30, 1971, at Birmingham, attempted 26, made 17)
Most Free Throws Attempted - 51 vs. Athens (Jan. 23, 1971, at Athens, made 37 for .725 percent)
Most Free Throws Made - 42 vs. Athens (Feb. 20, 1971, at Montgomery, ACC Tournament attempted 49 for 85.7 percent)
Most Rebounds - 66 vs. St. Bernard (Dec. 9, 1970, at Cullman)
Most Personal Fouls - 33 vs. Birmingham-Southern (Jan. 30, 1971, at Birmingham)
Fewest Personal Fouls - 8 vs. Lambuth (Jan. 25, 1949, at Florence) and vs. Troy (Jan. 13, 1967, at Florence)
Most Personal Fouls Opponent - 36 (Union, Dec. 8, 1973, at Florence)
Fewest Personal Fouls Opponent - 8 (St. Bernard, Dec. 15, 1948, at Florence)
Most Fouls, Both Teams - 63 (UNA 27, Union 36, Dec. 8, 1973, at Florence)

Season - Team

- Most Games Played - 31 (1977, Won 24, Lost 7)
Most Victories - 24 (1977, Lost 7)
Most Defeats - 18 (1956, Won 6)
Fewest Games Played - 20 (1955 Won 8, Lost 12)
Fewest Defeats - 6 (1976, Won 19)
Most ACC Victories, Regular Season - 9 (1971, Lost 5)
Most ACC Victories, Including Tournament - 11 (1971, Lost 6)
Fewest ACC Victories, Overall - 3 (1965, Lost 9)
Most GSC Victories - 11 (1973, Lost 3) and (1977, lost 5)
Longest Win Streak - 12 Straight (1977, Nov. 29, 1976 to Jan. 22, 1977)
Longest Losing Streak - 9 Straight (1965, Dec. 7, 1964 to Jan. 16, 1965)
Most Points - 2,457 (1977, 31 games, 79.3 average)
Fewest Points - 1,367 (1955, 20 games, 68.4 average)

Highest Scoring Average - 92.0 (1971, 24 games)
Lowest Scoring Average - 59.8 (1949, 25 games)
Highest Winning Percentage - .774 (1977, Won 24, Lost 7)
Lowest Winning Percentage - .250 (1956, Won 6, Lost 18)
Most Field Goal Attempts - 2,117 (1977, 31 games, made 1,001, .472 percentage)
Most Field Goals Made - 1,001 (1977, 31 games, attempted 2,117, .472 percentage)
Highest Field Goal Percentage - .513 (1973, made 691 of 1,345, 21 games)
Most Free Throws Attempted - 748 (1971, 24 games, made 527, .704 percentage)
Most Free Throws Made - 527 (1971, 24 games, attempted 748)
Highest Free Throw Percentage - .740 (1964, attempted 550, made 407)
Most Rebounds - 1,337 (1977, 31 games)
Best Rebound Average - 47.9 (1972, 23 games)
Most Personal Fouls - 585 (1971, 24 games)
Fewest Personal Fouls - 385 (1973, 21 games)
Most Points Allowed Opponents - 2,231 (1977, 31 games, 72.0 average)
Fewest Points Allowed Opponents - 1,325 (1949, 25 games, 53.0 average)
Most Games Scoring 100 or More Points - 9 (1971)
Opponents Lowest Average - 43.0 (1949, 25 games, 1,325 points)
Opponents Highest Average - 87.3 (1967, 2,088 points, 23 games)
Most Home Wins - 16 (1976-77)
Fewest Home Losses - 0 (1976-77)

Single Game - Individual

Most Points - 55 by Larry Smith vs. St. Bernard, Feb. 3, 1971 (20 FG, 15 FT) (H)
Most Points, Half - 37 by Larry Smith vs. St. Bernard, Feb. 3, 1971 (H)
Most Field Goals Attempted - 26 by Larry Smith vs. St. Bernard, Feb. 3, 1971 (H)
Most Field Goals Made - 20 by Dabbs Earnest vs. Troy, March 5, 1962 (Eufaula, Ala.,) and
by Larry Smith vs. St. Bernard, Feb. 3, 1971 (H)
Most Free Throws Attempted - 23 by Otis Boddie vs. Delta State, Jan 7, 1978 (H) (made 18)
Most Free Throws Made - 19 by Otis Boddie vs. Delta State, Jan. 7, 1978 (H) (attempted 19)
Most Rebounds - 23 by Charles Cunningham vs. Lambuth, 1971, (H) and St. Bernard, (H);
Coleman Crawford vs. Livingston, 1973, (H) and Lambuth, 1974 (A)
Best Field Goal Percentage - 91.5 by Tommy Ledbetter vs. Huntingdon, Feb. 18, 1971 (ACC
Tournament at Montgomery) (Made 11 of 12)

Season - Individual

Most Points - 625 by Dabbs Earnest in 26 games, 1961-62
Highest Scoring Average - 24.03 by Dabbs Earnest, 1961-62, 625 points in 26 games
Most Rebounds - 363 by Dabbs Earnest, 1960-61 in 28 games
Best Rebound Average 15.2 by Coleman Crawford, 1973-74, total 349 in 23 games
Most Field Goal Attempts - 497 by Dabbs Earnest, 1961-62 (Made 243 in 26 games)
Most Field Goals Made - 243 by Dabbs Earnest, 1961-62
Highest Field Goal Percentage - .623 by Freddie Copeland 1976-77 (149-239)
Most Free Throws Attempted - 202 by Dabbs Earnest, 1959-60 (Made 150 in 25 games)
Most Free Throws Made - 150 by Dabbs Earnest, 1959-60
Highest Free Throw Percentage - .884 by Doug Key, 1964-65 (107 of 121)
Most Personal Fouls - 105 by Don Faint, 1970-71, in 24 games
Most Times To Foul Out - 15 by Don Faint, 1970-71 in 24 games

Career - Individual

- Most Games Played - 104 by Dabbs Earnest, 1959-62
 Most Points - 1,840 by Dabbs Earnest in 104 games, 1959-62
 Highest Scoring Average - 18.1 by Coleman Crawford, 1973-75 (855 points in 47 games)
 Most Field Goals Attempted - 1,367 by Dabbs Earnest, 1959-62, 104 games
 Most Field Goals Made - 672 by Dabbs Earnest, 1959-62, 104 games
 Highest Field Goal Percentage - .515 by Tommy Ledbetter, 1969-71, 69 games (459 of 892)
 Most Free Throws Attempted - 652 by Dabbs Earnest, 1959-62, 104 games
 Most Free Throws Made - 496 by Dabbs Earnest, 1959-62, 104 games
 Highest Free Throw Percentage - .846 by Don Heidorn, 1958-60 (177 of 209) and .843 by
 Doug Key, 1962-65 (258 of 306)
 Most Rebounds - 908 by Don Faint, 1968-71, in 91 games
 Best Rebound Average - 13.2 by Coleman Crawford, 1973-75, 625 in 47 games
 Most Personal Fouls - 370 by Don Faint 1968-71, in 91 games
 Most Times To Foul Out - 41 by Don Faint, 1968-71, in 91 games
 Most Consecutive Games Started - 91 by Don Faint, 1968-71
 Longest String of Consecutive Double-Figure Games - 46 by Dabbs Earnest, Feb. 7, 1959, to
 Feb. 4, 1961
 Most Times To Score in Double Figures - 91 by Dabbs Earnest, 1959-62, in 104 games

Scoring Leaders By Season

Year	Player	Points	Games	Average
1949	"Bugs" Johnson	359	25	14.3
1950	Sam Hardy	403	25	16.1
1951	Sam Hardy	347	22	15.7
1952	Sam Hardy	388	22	17.6
1953	George Calich	287	21	13.6
1954	Joe Shaw	282	22	12.8
1955	Don Shotts	302	20	15.1
1956	Don Shotts	489	24	20.3
1957	Tommy Tomlinson	372	25	14.8
1958	Winfrey Sanderson	403	22	18.3
1959	Ross Feltman	354	25	14.1
1960	Dabbs Earnest	438	25	17.5
1961	Dabbs Earnest	508	28	18.1
1962	Dabbs Earnest	625	26	24.0
1963	Jim Ledbetter	344	22	15.6
1964	Doug Key	544	24	22.6
1965	Doug Key	441	23	19.1
1966	Tommy Barnes	294	21	14.0
1967	Tommy Barnes	402	23	17.5
1968	Larry Smith	335	22	15.0
1969	Don Faint	325	21	15.4
1970	Tommy Ledbetter	454	24	18.9
1971	Tommy Ledbetter	444	24	18.5
1972	Jimmy Jones	460	23	20.0
1973	Jimmy Jones	351	21	16.7
1974	Coleman Crawford	389	23	16.9
1975	Coleman Crawford	466	24	19.4
1976	Richard Harry	375	25	15.0
1977	Otis Boddie	485	31	15.6
1978	Otis Boddie	384	26	14.8

Top Single Season Scoring

PLAYER	600 CLUB	GAMES	TO. PTS.	AVG.
	YEAR			
Dabbs Earnest	1962	26	625	24.0
500 CLUB				
Doug Key	1964	24	544	22.6
Dabbs Earnest	1961	28	508	18.1
400 CLUB				
Don Shotts	1956	24	489	20.3
Otis Boddie	1977	31	485	15.6
Joe Edwards	1961	28	474	16.9
Coleman Crawford	1975	24	466	19.4
Jimmy Jones	1972	23	460	20.0
Tommy Ledbetter	1970	24	454	18.9
Tommy Ledbetter	1971	24	444	18.5
Doug Key	1965	23	441	22.6
Dabbs Earnest	1960	25	438	17.5
Richard Hartry	1977	30	432	14.4
Larry Smith	1971	24	429	17.9
Winfrey Sanderson	1958	22	403	18.3
Sam Hardy	1950	25	403	16.1
Tommy Barnes	1967	23	402	17.5
300 CLUB				
Jimmy Armstrong	1977	31	396	12.8
Larry Smith	1970	24	389	16.2
Coleman Crawford	1974	23	389	16.9
Sam Hardy	1952	22	388	17.6
Steve Thrasher	1961	28	388	12.0
Otis Boddie	1978	26	384	14.8
Freddie Copeland	1977	31	384	12.4
Scott Herbert	1971	24	381	15.9
Andy Bolding	1967	23	377	16.4
Richard Hartry	1976	25	375	15.0
"Bugs" Johnson	1950	25	372	14.8
Tommy Tomlinson	1957	25	372	14.8
Bugs Johnson	1949	25	359	14.3
Connie Vaughn	1975	24	358	14.9
Ross Feltman	1959	25	354	14.1
Ron Darby	1978	26	353	13.6
Fred Thomas	1957	24	349	14.5
Don Faint	1971	24	348	14.5
Sam Hardy	1951	22	347	15.7
Ray Collins	1949	24	346	14.4
Jim Ledbetter	1963	22	344	15.6
John Bostick	1956	24	343	14.2
Winford Smith	1950	25	342	13.6
Tom Rains	1964	24	337	14.0
Larry Smith	1968	22	335	15.0
Charles Cunningham	1972	23	335	14.6
Ronald Estes	1951	22	334	15.1
Scott Herbert	1970	24	333	13.9
Hoyt Staggs	1961	28	329	11.7
Don Faint	1969	21	325	15.4
Larry Smith	1969	19	324	17.0
Gene Crocker	1964	24	320	13.3
Louis Conner	1972	23	318	13.8
Freddie Copeland	1976	25	312	12.4
Eddie Frost	1961	28	310	11.0
Ronnie Romine	1959	25	308	12.3
Don Shotts	1955	20	302	15.1
Donell Brundidge	1974	23	302	13.1
Connie Vaughn	1976	25	302	12.0

Top Single Game Individual Scoring

POINTS	PLAYER	OPPONENT	SEASON
55	Larry Smith	vs. St. Bernard	1971
46	Dabbs Earnest	vs. Troy	1962
40	Tommy Ledbetter	vs. Alabama A & M	1970
38	Dabbs Earnest	vs. Troy	1962
37	Doug Key	vs. Lambuth	1965
36	Dabbs Earnest	vs. Austin Peay	1962
36	Tommy Barnes	vs. Chattanooga	1966
35	Sam Hardy	vs. Lambuth	1952
35	Doug Key	vs. UTM	1964
35	Jimmy Jones	vs. Livingston	1972
35	Otis Boddie	vs. Delta St.	1978
34	Sam Hardy	vs. Union	1952
34	Joe Edwards	vs. David Lipscomb	1962
34	Dabbs Earnest	vs. Livingston	1962
34	Doug Key	vs. Livingston	1964
34	Doug Key	vs. Middle Tennessee	1965
34	Don Faint	vs. Huntingdon	1971
34	Scott Herbert	vs. Jacksonville	1971
34	Jimmy Jones	vs. Troy	1972
34	Larry Kowalski	vs. Union	1974
33	Ray Collins	vs. UTM	1949
33	Doug Key	vs. UTM	1964
33	Connie Vaughn	vs. Troy	1975
32	Joe Shaw	vs. Livingston	1954
32	John Bostick	vs. Jacksonville	1955
32	Dabbs Earnest	vs. Troy	1961
32	Tommy Dodd	vs. Livingston	1965
32	Doug Key	vs. Jacksonville	1965
32	Tommy Barnes	vs. Livingston	1966
32	Jimmy Jones	vs. St. Bernard	1972
32	Willie West	vs. Lambuth	1974
31	Joe Shaw	vs. Livingston	1954
31	Winfrey Sanderson	vs. Jacksonville	1958
31	Don Heidorn	vs. Christian Brothers College	1958
31	Dabbs Earnest	vs. Bethel	1961
31	Dabbs Earnest	vs. Livingston	1962
31	Dabbs Earnest	vs. Belmont	1962
31	Jim Ledbetter	vs. Lambuth	1963
31	Scott Herbert	vs. Troy	1971
31	Tommy Ledbetter	vs. Belmont	1971
31	Louis Conner	vs. Jacksonville	1973
31	Donell Brundidge	vs. Jacksonville	1974
31	Otis Boddie	vs. Lambuth	1977
30	Ray Collins	vs. YMHA	1949
30	George Calich	vs. Samford (Howard)	1953
30	Don Shotts	vs. Christian Brothers College	1956
30	Fred Thomas	vs. Athens	1957
30	Winfrey Sanderson	vs. Belmont	1958
30	Ross Feltman	vs. Belmont	1959
30	Joe Edwards	vs. David Lipscomb	1961
30	Dabbs Earnest	vs. Chattanooga	1962
30	Doug Key	vs. Union	1964
30	Doug Key	vs. Montevallo (Ala. College)	1965
30	Andy Bolding	vs. Troy	1966
30	Tommy Barnes	vs. Livingston	1967
30	Tommy Barnes	vs. St. Bernard	1967
30	Don Faint	vs. David Lipscomb	1969
30	Tommy Ledbetter	vs. Athens	1971
30	Jimmy Jones	vs. Livingston	1972
30	Coleman Crawford	vs. Tennessee-Martin	1975

CAREER 1,000 POINT CLUB

PLAYER	YEARS	G	FG	FT	TP	AVG.
Dabbs Earnest	1959-62	104	672	496	1,840	17.6
Larry Smith	1968-71	89	572	333	1,477	16.6
Sam Hardy	1950-53	90	545	235	1,325	14.7
Doug Key	1962-65	82	498	258	1,254	15.2
Don Faint	1968-71	91	455	302	1,212	13.4
Don Shotts	1953-56	87	466	278	1,210	13.9
Tommy Ledbetter	1969-71	69	459	261	1,179	17.0
Winfrey Sanderson	1957-59	72	423	230	1,076	14.9
Don Heidom	1958-60	72	431	177	1,039	14.4
Joe Edwards	1960-63	84	367	300	1,034	12.3



RESULTS VS. ALL OPPONENTS

Opponent	Games	UNA Won	UNA Lost	UNA's Points	OPP's Points	First Game	Last Game
Alabama	3	0	3	151	255	1950	1952
Alabama A & M	10	8	2	674	621	1970	1977
Alcorn A & M	1	0	1	72	103	1973	1973
Arkansas State	2	0	2	130	154	1954	1954
Athens	29	11	18	2224	2373	1955	1973
Auburn	3	0	3	197	275	1959	1961
Auburn-Montgomery	1	1	0	98	72	1976	1976
Austin Peay	26	5	21	1736	1938	1949	1963
Belmont	21	12	9	1660	1592	1954	1977
Bethel	23	14	9	1719	1671	1949	1969
Birmingham-Southern	12	6	6	843	881	1952	1971
Cal Poly	1	1	0	67	64	1977	1977
Carson-Newman	2	0	2	154	183	1957	1968
Chattanooga	24	7	17	1842	1997	1953	1970
Christian Brothers	11	2	9	726	829	1955	1964
David Lipscomb	42	17	25	3050	3165	1949	1977
Delta State	23	7	16	1392	1465	1950	1977
Evangel College	1	1	0	63	60	1970	1970
Freed-Hardeman	1	1	0	61	54	1976	1976
Georgia Teachers	1	1	0	72	66	1952	1952
Hamline	1	0	1	83	88	1960	1960
Howard (Samford)	26	12	14	1772	1809	1949	1975
Huntingdon	15	7	8	1221	1222	1960	1971
Illinois Wesleyan	1	1	0	76	73	1951	1951
Jacksonville	56	25	31	4226	4319	1950	1977
King College	1	0	1	65	72	1964	1964
Knoxville	1	0	1	79	80	1951	1951
Lambuth	61	34	27	4613	4425	1949	1977
Livingston	56	38	18	4237	4041	1949	1977
Magnolia A & M	1	1	0	70	57	1950	1950
McNeese State	1	0	1	58	50	1960	1960
Memphis State	2	0	2	121	166	1954	1954
Middle Tennessee	15	5	10	1152	1221	1950	1972
Mississippi	4	0	4	274	341	1953	1962
Mississippi College	9	4	5	498	449	1950	1977
South Alabama	1	0	1	78	96	1975	1975
Southern Mississippi	3	0	3	193	245	1952	1974
Montevallo	18	12	6	1421	1346	1965	1972
Nicholls State	9	7	2	579	541	1973	1977
NE Miss. Jr. College	1	0	1	63	67	1949	1949
Northwestern La.	3	1	2	228	249	1974	1976
Randolph-Macon	1	0	1	67	82	1977	1977
Sacred Heart	1	1	0	93	77	1977	1977
Sewanee	8	5	3	548	540	1957	1974
Shorter College	4	3	1	323	308	1974	1975
Southeastern La.	10	6	4	580	584	1972	1977
Southwestern Memphis	4	3	1	290	241	1949	1977
Southwest Missouri	1	0	1	62	96	1953	1953
St. Bernard	30	15	15	2464	2463	1949	1973
St. Cloud	1	0	1	54	86	1962	1962
Tampa	1	0	1	70	80	1960	1960
Tennessee State	4	2	2	252	253	1976	1977
Tennessee Tech	2	1	1	111	119	1951	1951
Tennessee Wesleyan	1	0	1	60	66	1968	1968
Troy	50	23	27	3541	3414	1949	1977
U. Tenn.-Martin	24	17	7	1683	1580	1949	1977
Union University	32	12	20	2281	2423	1949	1976
William Carey	2	1	1	163	168	1956	1956
YMHA	2	2	0	224	91	1949	1949
Xavier	2	1	1	176	160	1975	1975
Ark.-Monticello	1	1	0	87	60	1978	1978
Kentucky St.	1	1	0	84	79	1978	1978
Iona College	1	0	1	67	69	1978	1978
Flagler College	1	1	0	92	65	1978	1978

Lion Lettermen

1949-78

A

Fred Aldridge 50, 51
Tommy Allen 54
Don Allison 65
Arthur Andrew 67, 68, 69
Jimmy Armstrong 77, 78
Raymond Armstrong 50

B

Mike Bacon 67, 70, 71
Tommy Barnes 66, 67
Bob Billingham 69, 72
Ken Blackstock 68
Otis Boddie 77, 78
Andy Bolding 65, 66, 67
Dan Boling 59
John Bostick 53, 54, 55, 56
Carlton Bowling 65
Jerry Bragwell 57
Jarvis Brewer 50
Joel Brewer 49, 50, 51
Pat Brewer 49, 50, 51, 56
Bobby Broadfoot 53
Donell Brundidge 74, 75
H.L. Burcham 49
Tom Burcham 57
Max Burleson 56, 57
Johnny Bush 55, 56, 57

C

George Calich 51, 52, 53, 54
Royal Carpenter 68
Wilton Chism 55, 56
Jerry Clayton 59, 60
Hulan Cockrell 49
Louis Conner 72, 73
Danny Cook 53
Jimmy Cooper 71, 72
Freddie Copeland 76, 77
Coleman Crawford 74, 75
Gene Crocker 63, 64
Ricky Croker 67
Jack Crowe 59
Charles Cunningham 72, 73
Doug Curry 70, 71, 72, 73

D

Jerry Daily 65
Earl Darby 51
Jerry Davis 66
Ronald Darby, 78
Jimmy Davis 53
Tommy Dodd 64, 65, 66

E

Dabbs Earnest 59, 60, 61, 62
Max Earwood 59, 60, 61, 62
Lowell Edmonds 66, 69
Joe Edwards 60, 61, 62, 63
Ronald Estes 51
Philip Eubanks 75, 76
Carl Evans 51, 52
Max Ezell 49, 50

F

Don Faint 68, 69, 70, 71
Ross Feltman 58, 59
Price Ferguson 54
Bobby Forsythe 53
Paul Fowler 64, 65, 66
Charley Frederick 57, 58
Eddie Frost 57, 58, 60, 61

G

Lanny Gamble 57
Larry Gautney 64
Terry Gladney 64
James Glass 52
Larry Grissom 65, 66, 67
James Grooms 53
Richard Gurley 66, 67

H

Benny Hale 69
David Hall 55
Eddie Hammonds 56
Charles Hardy 57
Sam Hardy 50, 51, 52, 53
Richard Hartry 75, 76, 77
Don Heidom 58, 59, 60
Scott Herbert 68, 69, 70, 71
Joe Herrin 55
Billy Hill 77, 78
Harlon Hill 51
Neil Hodge 66
Richard Hodges 65
Kyle Holladay 59
Ronnie Holland 62
Cliff Holloday 54
Randy Hooganboom 68
Harold Humphrey 75, 76
Joe Hyche 61
Herbert Hooks 78

J
Euel James 54
Kenneth Jackson 54
Mike Jemison 76
Harold Jenins 59
Jack Johnson 73, 74, 75
James Johnson 49, 50
Bill Jones 55, 56, 57
Jimmy Jones 70, 71, 72, 73
Rick Jones 66, 67, 68, 69

K
Carlton Kelly 57
Doug Key 62, 63, 64, 65
Randy Key 64, 65
David King 72, 73, 74
John Kitchens 56
Larry Kowalski 72, 73, 74, 75

L
Robert Land 59, 60
Scotty Lankford 59, 60
Gerald Lavender 77, 78
Jim Ledbetter 63
Tommy Ledbetter 69, 70, 71
Mike Linville 69, 70
Pat Lewallen 78

Mc
Roy McBee 57, 58
Mickey McCaleb 61
Duren McCleskey 49, 50
Mike McCulloch 72, 73
Danny McDaniel 61, 62
Tim McGee 65
Lawrence McGregor 52, 53, 54
Bobby McKenzie 59, 60

M
John Marsh 64
Roger Mathis 70
Ronnie Meeks 67
George Miller 57, 58
Dan Moore 66, 67
Garry Moore 77, 78
Mike Morgan 74
Tim Morgan 77, 78
Herman Myers 49
Bobby Montgomery 78
Tim McCormick 78

N
Paul Nelson 49
Larry Nevels 62, 64

O
Perry Oden 78

P
Jim Parker 64
Ralph Parmer 53, 54
Bill Pilgrim 49
Hoyt Powell 54
Jack Price 57, 58

Q
Charles Quillen 55

R
Tom Rains 61, 62, 63, 64
Rex Rayfield 57, 58
Jack Redwine 57
Larry Rockhill 68, 69
Alton Romine 52, 53, 54, 55
Ronnie Romine 57, 58, 59, 60
Cecil Ruth 67, 68, 69
Gene Rutledge 56

S
Steve Sanders 77, 78
Wally Sanders 57, 58, 59
Winfrey Sanderson 57, 58, 59
Joe Shaw 51, 53, 54, 55
Jimmy Sibley 53
Don Shotts 53, 54, 55, 56
Wayne Simms 55, 56
Bill Smith 55
John Smith 52
Larry Smith 68, 69, 70, 71
Wayne Smith 60
Winford Smith 49, 50, 51
Hoyt Staggs 60, 61
Butch Stampfill 68, 69
Pat Stanley 74, 75, 76
Ronnie Stapler 69
Mike Stafford 74
Don Stafford 60
Jay Stejskal 70, 71, 72, 73
Steve Streeter 72
Roy Strickland 56

T
Bobby Tate 68, 69
Donnie Taylor 61
Larry Terry 64, 65, 66
Morris Tharp 63, 64
Fred Thomas 51, 52, 57
Steve Thrasher 60, 61, 62, 63
Lamar Tillery 59
Tommy Tomlinson 57
Hills Tucker 51, 52

V
Junior Vernon 52
Connie Vaughn 74, 75, 76, 77
Louis Vaughn 66, 67
Larry Vinson 77, 78

W
Perry Warren 62, 63
Earl Webb 51, 52
Byron West 62, 63
Willie West 73, 74, 75, 76
Mike Whitaker 74
George White 58, 59, 60, 61
Dewey Whitfield 68
Troy Whisenant 68
Tom Willis 70
Billy Woodall 54

LION RECORD BY THE SEASON

1948-49 (15-10)

42	David Lipscomb	44
47	Troy	28
66	St. Bernard	44
59	St. Bernard	51
74	UT Jr. College	44
45	Union Jr. College	49
44	Livingston	56
57	David Lipscomb	56
59	Bethel	41
57	Howard	54
37	Lambuth	44
83	YMHA	56
58	Troy	60
58	Austin Peay	78
66	Bethel	62
52	Southwestern	47
71	UT Jr. College	50
141	YMHA	35
58	Lambuth	45
46	Southeastern	73
44	Union Jr. College	61
32	Howard	69
78	Union Jr. College	57
58	Bethel	55
63	NE Miss. Jr. College	67

1949-50 (18-7)

47	Alabama	87
49	Delta State	61
70	Magnolia A & M.	57
84	Miss. College	60
71	Bethel	43
51	David Lipscomb	62
70	Middle Tennessee	67
53	Troy	46
58	St. Bernard	52
84	Lambuth	63
56	Bethel	62
67	Jacksonville	56
46	David Lipscomb	50
52	Howard	49
65	Troy	54
75	Austin Peay	59
67	Jacksonville	75
64	St. Bernard	57
47	Union	60
68	Middle Tennessee	45
58	Austin Peay	53
69	Union	59
57	Howard	55
63	Miss. College	58
97	Lambuth	50

1950-51 (10-12)

57	Tennessee Tech	56
80	Middle Tennessee	64
57	Alabama	75
98	Union	51
76	Illinois Wesleyan	73
67	Delta State	77
67	Union	63
76	Troy	38
86	Lambuth	69
54	Tennessee Tech	63
68	Austin Peay	70
69	Howard	61
58	David Lipscomb	69
57	Jacksonville	70
69	Austin Peay	74
54	Howard	58
77	Jacksonville	63
68	Middle Tennessee	69
69	David Lipscomb	73
89	Lambuth	58
79	Reliable Motor Co.	80

Knoxville (NAAU Tournament)

75	Lambuth	78
	(NAAU Tournament)	

1951-52 (10-12)

79	Lambuth	65
72	Jacksonville	67
77	Howard	76
47	Austin Peay	53
75	Lambuth	92
60	Union	74
59	Jacksonville	68
61	Livingston	55
51	Miss. Southern	76
47	Alabama	93
49	Delta State	50
72	David Lipscomb	80
80	Livingston	46
72	Georgia Teachers	66
66	David Lipscomb	80
82	Howard	52
70	Birmingham-Southern	68
66	Austin Peay	77
60	Birmingham-Southern	59
60	Union	75
85	Howard	55
65	Miss. Southern	83

1952-53 (9-12)

62	SW Missouri State	96
81	Union	65
50	Howard	77
50	Troy	64
92	Ole Miss	111
83	Lambuth	93
83	Union	86
58	Jackson	54
102	Howard	100
82	Livingston	77
78	Jacksonville	75
72	Livingston	56
56	Delta State	66
54	Troy	53
48	Ole Miss	82
62	Austin Peay	78
89	Chattanooga	86
72	Austin Peay	97
69	Delta State	76
85	Chattanooga	82
68	Lambuth	94

1953-54 (8-14)

75	David Lipscomb	54
71	Union	62
59	Belmont	65
66	Howard	71
71	Livingston	60
49	Troy	66
62	Arkansas State	71
64	Union	96
60	Memphis State	68
52	Delta State	74
69	David Lipscomb	67
58	Lambuth	76
89	Jacksonville	80
79	Belmont	82
65	Delta State	77
75	Jacksonville	67
69	Lambuth	70
75	Howard	59
32	Troy	59
68	Arkansas State	83
61	Memphis State	98
87	Livingston	71

1954-55 (8-12)

65	Athens	59
69	Union	85
79	Lambuth	84
61	Belmont	66
68	Livingston	51
69	David Lipscomb	63
83	Belmont	72
79	Union	86
76	Christian Bros. Col.	65
59	Howard	94
79	Jacksonville	74
75	Athens	71
56	Howard	74
55	Bethel	73
54	David Lipscomb	60
70	Jacksonville	84
60	Livingston	64
71	Bethel	70
87	Lambuth	94
52	Christian Bros. Col.	65

1955-56 (6-18)

74	Birmingham Southern	92
76	Howard	67
71	Troy	74
69	Lambuth	75
49	Austin Peay	91
70	Belmont	101
91	Christian Bros. Col.	71
68	Christian Bros. Col.	78
72	Livingston	66
71	Athens	55
91	Jacksonville	76
80	David Lipscomb	96
64	Livingston	85
84	William Carey	98
57	Troy	69
93	Lambuth	100
80	Belmont	95
79	William Carey	70
75	Jacksonville	99
80	David Lipscomb	90
79	Howard	65
78	Austin Peay	80
70	Howard	77
77	Birmingham Southern	102

1956-57 (9-16)

72	Livingston	65
66	Lambuth	38
58	Christian Bros. Col.	75
72	Lambuth	82
74	Jacksonville	70
78	Howard	71
70	Belmont	85
77	Birmingham Southern	70
68	David Lipscomb	70
65	Union University	37
73	Carson Newman	85
58	Austin Peay	92
69	Bethel	91
71	Athens	71
53	Sewanee	53
60	Christian Bros. Col.	60
64	Jacksonville	56
79	Athens	52
71	Birmingham Southern	99
59	Livingston	66
75	Howard	79
59	Sewanee	67
76	Austin Peay	78
58	Bethel	66
86	Belmont	82

1957-58 (9-13)

79	Howard	83
81	Bethel	95
62	Lambuth	87
73	Christian Bros. Col.	94
77	Union University	93
85	Birmingham-Southern	88
67	Austin Peay	86
97	Jacksonville	72
79	Union University	71
61	Howard	53
78	Christian Bros. Col.	79
63	Lambuth	72
82	Bethel	66
56	Sewanee	84
60	Jacksonville	61
71	Belmont	82
71	Austin Peay	72
67	Belmont	50
82	Livingston	59
64	Birmingham-Southern	60
72	Sewanee	62
72	Livingston	60

1958-59 (10-15)

75	Chattanooga	74
96	Sewanee	58
63	Livingston	74
64	Jacksonville	77
84	Lambuth	66
81	Union University	84
63	Sewanee	65
78	Auburn	104
95	Bethel	80
62	Austin Peay	67
65	Union University	80
56	Christian Bros. Col.	70
67	Chattanooga	90
68	Birmingham-Southern	59
78	David Lipscomb	89
57	Lambuth	79
60	Bethel	58
62	Birmingham-Southern	68
78	Belmont	89
77	David Lipscomb	87
66	Austin Peay	74
52	Christian Bros. Col.	78
83	Jacksonville	72
72	Livingston	66
74	Belmont	69

1959-60 (14-11)

69	Auburn	95
58	Huntingdon	67
94	Bethel	78
70	Belmont	60
48	McNeese State	50
70	Tampa	80
75	Jacksonville	58
104	Bethel	79
71	Austin Peay	72
89	Huntingdon	68
72	Chattanooga	88
71	Jacksonville	65
62	St. Bernard	75
78	Lambuth	74
86	Livingston	64
64	Howard	70
70	St. Bernard	67
82	Lambuth	90
81	Austin Peay	88
96	Belmont	74
82	Howard	64
85	Chattanooga	77
74	Troy	61
91	St. Bernard	70
83	Hamline	88

1960-61 (15-13)

69	Huntingdon	59
77	Austin Peay	85
68	Belmont	86

58	Chattanooga	63
80	Livingston	73
73	Jacksonville	89
50	Auburn	76
66	Chattanooga	70
80	Lambuth	59
74	St. Bernard	66
109	Bethel	77
79	Austin Peay	84
73	Troy	88
79	Huntingdon	65
77	Troy	83
72	UTM	69
76	UTM	86
65	Bethel	64
76	Lambuth	61
91	Jacksonville	51
68	St. Bernard	86
76	Livingston	68
109	Belmont	72
90	Livingston	77
99	Troy	91
60	Jacksonville	80
83	Austin Peay	79
68	David Lipscomb	73

1961-62 (17-9)

78	David Lipscomb	75
76	Athens	68
77	St. Bernard	82
67	Jacksonville	59
88	Austin Peay	85
73	Lambuth	49
64	Ole Miss	68
66	Chattanooga	68
79	UTM	77
89	Belmont	59
66	David Lipscomb	85
70	Austin Peay	77
98	Livingston	82
116	Troy	85
77	Troy	80
70	Ole Miss	80
90	Athens	88
89	UTM	82
114	St. Bernard	99
58	Jacksonville	62
100	Lambuth	91
107	Belmont	86
107	Livingston	86
97	Chattanooga	82
123	Troy	103
54	Saint Cloud	86

1962-63 (9-13)

91	Huntingdon	78
77	Middle Tennessee	86
85	Athens	98
75	David Lipscomb	60
73	St. Bernard	98
76	Troy	92
98	Austin Peay	95
76	Delta State	80
75	Delta State	80
97	St. Bernard	84
69	UTM	86
67	Middle Tennessee	64
85	Austin Peay	89
88	Troy	86
84	Huntingdon	93
66	Lambuth	81
73	Livingston	77
78	Athens	88
97	Lambuth	87
62	David Lipscomb	77
109	Livingston	68
95	UTM	78

1963-64 (8-16)

73	Huntingdon	104
55	David Lipscomb	53
87	Middle Tennessee	99
73	UTM	65

82	Christian Bros. Col.	94
65	King College	72
75	Delta State	76
81	Athens	80
88	Bethel	80
58	Union University	89
64	Athens	68
79	Delta State	87
92	Lambuth	95
70	Huntingdon	81
63	Bethel	92
76	UTM	79
68	David Lipscomb	67
119	Livingston	79
97	Middle Tennessee	98
75	Chattanooga	82
89	Livingston	107
93	Chattanooga	84
118	Lambuth	90
83	Union University	84

1964-65 (6-17)

79	Lambuth	70
77	Middle Tennessee	95
80	Athens	96
70	David Lipscomb	74
84	Jacksonville	92
81	Chattanooga	92
64	David Lipscomb	75
82	Livingston	84
72	Huntingdon	93
73	Troy	96
120	Livingston	106
77	Athens	90
68	Howard	81
71	Alabama College	55
62	Jacksonville	76
83	Lambuth	73
92	Alabama College	73
62	Chattanooga	67
87	Middle Tennessee	81
65	Howard	69
79	Huntingdon	97
74	Troy	79
79	Jacksonville	90

1965-66 (7-16)

49	Lambuth	48
72	Middle Tennessee	88
69	Jacksonville	83
67	Troy	79
68	Chattanooga	69
72	David Lipscomb	99
101	Jacksonville	109
81	Alabama College	73
69	Athens	84
82	Lambuth	65
71	Union University	98
77	David Lipscomb	86
78	Middle Tennessee	86
76	St. Bernard	83
92	Troy	88
88	St. Bernard	112
109	Livingston	89
79	Alabama College	82
108	Livingston	93
86	Chattanooga	101
72	Union University	70
70	Alabama College	96
80	Troy	84

1966-67 (6-17)

79	Middle Tennessee	111
95	Jacksonville	113
67	David Lipscomb	73
99	Athens	78
70	Chattanooga	68
107	Jacksonville	119
67	Troy	59
68	Lambuth	72
76	Livingston	85
73	Middle Tennessee	78
65	Union University	105

83	David Lipscomb	106
82	Chattanooga	105
105	Livingston	91
80	Troy	92
63	Alabama College	74
77	St. Bernard	96
78	Alabama College	69
70	Athens	81
82	St. Bernard	83
72	Union University	78
70	Lambuth	65
83	St. Bernard	107

1967-68 (7-15)

63	Lambuth	64
81	Carson-Newman	98
60	Tennessee Wesleyan	66
80	Bethel	74
66	Union University	68
85	Chattanooga	104
74	Chattanooga	98
94	Athens	91
91	Athens	89
76	Bethel	95
62	Lambuth	64
88	Jacksonville	105
61	Troy	73
73	Union University	108
92	St. Bernard	109
58	Troy	62
88	Alabama College	81
86	Livingston	84
72	Alabama College	67
65	Jacksonville	91
98	St. Bernard	89
60	Athens	78

1968-69 (8-13)

80	Lambuth	87
82	Athens	80
72	Bethel	82
74	Chattanooga	90
90	Jacksonville	110
76	St. Bernard	84
80	Jacksonville	91
85	Chattanooga	101
87	Bethel	88
78	St. Bernard	72
80	Livingston	100
90	Troy	65
68	David Lipscomb	87
95	David Lipscomb	85
81	Troy	65
83	Alabama College	71
84	Livingston	82
99	Alabama College	86
74	Athens	87
84	Lambuth	98
79	Alabama College	81

1969-70 (12-12)

79	Huntingdon	78
90	Athens	94
92	Jacksonville	115
87	Troy	76
63	Evangel College	60
78	Jacksonville	98
70	Chattanooga	78
80	David Lipscomb	71
77	Chattanooga	78
108	Alabama A & M	84
89	Montevallo	80
79	Lambuth	67
82	Livingston	111
99	Troy	64
96	St. Bernard	87
59	David Lipscomb	88
96	Montevallo	81
78	Lambuth	62
87	St. Bernard	96
79	Livingston	96
84	Athens	91
109	Alabama A & M	97

84	Huntingdon	95
74	Livingston	75

1970-71 (17-7)

55	Montevallo	60
65	Huntingdon	70
85	Troy	75
85	Lambuth (OT)	82
122	St. Bernard	86
87	David Lipscomb	81
71	Montevallo	69
112	Belmont	94
90	Athens	80
89	Birmingham-Southern	61
118	Jacksonville	90
83	Lambuth	76
105	Athens	86
82	Livingston	97
95	Troy	78
46	Birmingham-Southern	55
121	St. Bernard	92
79	Jacksonville (OT)	83
106	David Lipscomb (OT)	104
80	Livingston	87
118	Huntingdon	87
111	Huntingdon	87
120	Athens	89
84	Livingston	97

1971-72 (11-12)

110	David Lipscomb	78
99	Lambuth College	81
87	Troy State (OT)	88
97	Livingston	95
72	St. Bernard	83
82	Tennessee-Martin	83
70	Montevallo	83
113	Lambuth College	98
72	Middle Tennessee	90
84	Athens College	86
90	David Lipscomb	110
80	Troy State	69
95	Jacksonville State	110
85	Montevallo	65
82	St. Bernard (OT)	80
77	Athens College	98
88	Tennessee-Martin	75
70	Delta State	83
101	Jacksonville State	91
90	Livingston State	95
62	Delta State	59
92	Southeastern La.	83
71	Delta State	81

1972-73 (13-9)

91	St. Bernard	100
78	Lambuth College	74
79	Troy State (OT)	78
111	Jacksonville State	94
67	Lambuth College	69
75	Athens College	76
97	Nicholls State	85
76	Southeastern La.	53
91	Tennessee-Martin	81
83	Delta State	67
75	Livingston State	59
94	David Lipscomb	70
84	Nicholls State	75
75	Southeastern La.	89
78	Jacksonville State	74
70	Athens College	99
70	St. Bernard	73
66	Delta State	67
87	Livingston State	83
68	Tennessee-Martin	84
2	Troy State (forfeit)	0
72	Alcorn A & M	103

1973-74 (15-8)

91	David Lipscomb	67
91	Lambuth College	83
101	Union University	90

85	Sewanee	74
87	Nicholls State	78
84	Livingston State	68
88	Shorter College	82
76	Jacksonville State	85
70	Troy State	68
77	Southern Miss.	86
80	Sewanee	77
83	Lambuth College	102
85	Union University	75
83	Tennessee-Martin	80
89	Shorter College	84
77	Southeastern La.	89
81	Tennessee-Martin	80
79	Livingston State	75
73	Miss. College	82
86	Troy State	95
61	Jacksonville State	67
82	Delta State	69
71	Northwestern La.	78

1974-75 (12-12)

83	Shorter College	63
62	Lambuth College	66
81	Alabama A & M	90
78	South Alabama	96
53	Livingston State	52
66	Miss. College	73
84	David Lipscomb	70
59	Jacksonville State	58
82	Troy State	67
72	Tenn.-Martin (OT)	73
63	Shorter College	79
95	Lambuth College	79
71	Samford University	83
61	Nicholls State	76
70	Southeastern La.	83
78	Xavier	84
74	Tennessee-Martin	58
76	Livingston State	58
65	Alabama A & M	61
66	Troy State	74
77	Jacksonville State	93
98	Xavier	76
83	Delta State	68
79	Northwestern La.	69

1975-76 (19-6)

74	David Lipscomb	62
59	Tennessee State	73
82	Livingston	61
70	Lambuth	61
53	Belmont	50
79	Alabama A&M	65
67	Union	55
92	Lambuth	90 (2 OT)
62	UT-Martin	59
86	Union	59
79	Troy State	70
66	Jacksonville State	68
53	Tennessee State	61
69	Mississippi College	43
74	Livingston	52
69	Alabama A&M	67
61	Freed-Hardeman	54
98	Auburn-Montgomery	72
51	Southeastern La	47
72	Nicholls State	69 (OT)
74	Delta State	79
78	Northwestern La	102
76	Jacksonville State	69
83	Troy State	84 (OT)
58	Tennessee-Martin	56

1976-77 (24-7)

99	Southwestern Memphis	72
59	Livingston	58
83	Lambuth	68
89	Alabama A&M	75
78	Belmont	73
83	David Lipscomb	69
93	Southwestern Memphis	49

103	Lambuth (OT)	100
80	Southeastern La.	78
84	Nicholls State (OT)	81
79	Tennessee State	68
68	UT-Martin	62
64	Troy State	67
78	Jacksonville State	90
80	Mississippi College	68
70	Livingston	62
61	Tennessee State	51
74	Alabama A&M	82
83	Delta State	77
94	Nicholls State	77
59	Southeastern La.	62
82	UT-Martin	73
68	Delta State	70
90	Jacksonville State	75
84	Troy State	78
63	Mississippi College	65
105	Southern University	88*

77	Troy State	70*
67	Cal Poly (OT)	64**
67	Randolph-Macon	82***
93	Sacred Heart	77****

- *NCAA South Central Regional Tournament
- **NCAA Quarterfinals
- ***NCAA Semifinals
- ****NCAA Consolation Game

1977-78 (17-9)

87	Arkansas-Monticello	60
84	Kentucky State	79
67	Iona College	69
92	Flagler College	65
108	Lambuth College	68
92	Alabama A&M	74

84	Nicholls State	98
48	Southeastern La.	43
88	Lambuth College	83
90	Delta State	85
69	Livingston	72
58	Tennessee State	55
80	Mississippi College	84
67	Jacksonville State	72
53	Troy State	49
50	Tennessee-Martin	51
57	Tennessee-Martin	55
52	Southeastern La.	51
85	Nicholls State	77
66	Tennessee State	54
92	Delta State (OT)	91
75	Livingston	86
53	Mississippi College	56
82	Alabama A&M (OT)	81
82	Jacksonville State	92
70	Troy State	68



HISTORY OF THE GULF SOUTH CONFERENCE

Only in its eighth year of existence, the Gulf South Conference has earned the reputation as having the strongest NCAA Division II athletic league in the United States.

Last year was another banner season for the GSC which had numerous student-athletes receive All-America recognition. Several of those athletes signed professional contracts and played in various All-Star competition.

Football gained the majority of attention for the Gulf South Conference during the early stages, especially since its first grid champion, Livingston University, won the 1971 NAIA national football title. According to the leading football boards, most GSC football teams have a higher power rating than many so-called "major" schools.

Although football has been in the limelight for the GSC, the league has excelled on the national level in other sports. The league was represented in NCAA post-season competition in all seven sports sponsored last season, which has been the case almost every year.

Jacksonville State played second in the 1977 NCAA Division II football playoffs, Delta State finished second in the 1978 baseball World Series, and Troy State ranked second in the 1978 golf championships. Nicholls State also finished fourth in the tennis championship and several GSC athletes won individual national crowns in track. Two years ago Troy State, Southeastern Louisiana and Delta State won national championships and the league had three of its athletes in the 1976 Olympic Games — Larry Myricks of Mississippi College, Lusia Harris of Delta State and Pat Head of Tennessee-Martin. Miss Harris scored the first points in Women's Olympic basketball history and led the team in scoring and rebounding.

The league was born in the summer of 1970 when representatives from six institutions convened in Birmingham, Ala., to form the Mid-South Athletic Conference, a forerunner of today's GSC.

Tennessee-Martin, Delta State (Miss.), and Alabama institutions Jacksonville State, Florence State (now North Alabama), Troy State, and Livingston University comprised the charter membership of the infant athletic organization. Scheduling problems in that first year permitted only competition for a football championship which was won by Jacksonville State with a 10-0 record, including an Orange Blossom Classic bowl victory.

Growing pains necessitated expansion in 1971. With the collapse of the old Gulf States Conference — which left seven schools without conference ties — Southeastern Louisiana and Nicholls State joined the ranks of the one-year old Mid-South and the league's official name was changed to Gulf South Conference which combined elements in the names of both conferences. Dr. Vernon F. Galliano of Nicholls State was elected as the first president of the new GSC.

Following the first year under the new setup, GSC officials voted to expand further, admitting Northwestern Louisiana and Mississippi College in 1972, thereby upping membership to 10 institutions. Northwestern Louisiana, however, withdrew from the conference last year in order to move into the NCAA Division I classification. Dr. Aubrey K. Lucas of Delta State was chosen president of the GSC for its second year of operation and has been followed by Dr. Larry McGehee of Tennessee-Martin, Dr. Ernest Stone of Jacksonville State, Dr. Clea Parker of Southeastern, Dr. Ralph Adams of Troy State, Dr. Lewis Nobles of Mississippi College, and Dr. Robert Guillot of the University of North Alabama.

Southeastern Louisiana won the league's first All-Sports Trophy in 1972-73. Other winners of the prestigious award include Northwestern Louisiana in 1973-74, Troy State in 1974-75 and 1976-77 and Nicholls State in 1975-76 and Southeastern again last year. Another honor of note is the annual presentation of the Commissioner's Trophy, which goes to the top student-athlete in the GSC. Mark King of Troy State won the initial award in 1975. Billy Hood of Delta State and Anthony Saway of Mississippi College shared the trophy in 1976, Bryan Rodgers of Delta State won the honor in 1977, and Andy Whitener of Troy State was the 1978 winner.



Publicity Outlets

LOCAL NEWSPAPERS--

Florence Times-Tri-Cities Daily, Florence Herald, Shoals Tribune (Florence), Colbert County Reporter (Tuscumbia), Franklin County Times (Russellville), East Lauderdale News (Rogersville).

AREA NEWSPAPERS--

Birmingham News, Birmingham Post-Herald, Huntsville Times, Huntsville News, Decatur Daily, Daily Mountain Eagle (Jasper), Cullman Times, Cullman Tribune, Northwest Alabamian (Haleyville), Athens News-Courier, Democrat-Union (Lawrenceburg, Tenn.), The Corinthian (Corinth, Miss.), Savannah Courier (Savannah, Tenn.), Marion County Star (Hamilton), Moulton Advertiser, Tishomingo County News (Iuka), The Red Bay News.

LOCAL RADIO AND TELEVISION--

WBCF Radio and WOWL-TV (Florence), WXOR (Florence), TPT Channel 3, (Florence), WLAY (Muscle Shoals), WRCK (Tuscumbia), WSHF (Sheffield), WVNA (Tuscumbia), WWWR (Russellville), WZZA (Tuscumbia).

AREA RADIO AND TELEVISION--

WHNT-TV (Huntsville), WAAY-TV (Huntsville), WYUR (Huntsville-Decatur), WBRC-TV (Birmingham), WAPI-TV (Birmingham), WKAC (Athens), WJMW (Athens), WCMA (Corinth, Miss.), WAJF (Decatur), WHOS (Decatur), WMSL (Decatur), WKUL (Cullman), WFIX (Huntsville), WAAY (Huntsville), WBHP (Huntsville), WVOM (Iuka, Miss.), WJBB (Haleyville), WERH (Hamilton), WLCB (Moulton), WORM (Savannah, Tenn.), WDXE (Lawrenceburg, Tenn.), WYDE (Birmingham).

It is the policy of the University of North Alabama to afford equal opportunities in education and in employment to qualified persons regardless of race, color, national origin, sex, or handicap, in accord with applicable parts of Title VI of the Civil Rights Act of 1964, Title IX of the Education Amendments of 1972, and Section 504 of the Rehabilitation Act of 1973, as amended. The coordinator for nondiscrimination policies is Roy S. Stevens, Executive Vice President, Room 103, Bibb Graves Hall or telephone 205-766-4100 Ext. 233.



1978-79 UNA Basketball Team

1978-79 UNA BASKETBALL SCHEDULE

GAME TIME - 7:30 p.m.

***CONFERENCE GAMES**

DATE	OPPONENT	SITE
Nov. 24-25 (Fri-Sat)	Columbus Tournament	Away
Nov. 30 (Thurs)	*Nicholls State University	HOME
Dec. 2 (Sat)	*Southeastern University	HOME
Dec. 4 (Mon)	Lambuth College	HOME
Dec. 9 (Sat)	Alabama A&M University	HOME
Dec. 16 (Sat)	Alabama State University	Away
Dec. 18 (Mon)	Otterbein College	HOME
Jan. 3 (Wed)	Lambuth College	Away
Jan. 6 (Sat)	*Delta State University	Away
Jan. 8 (Mon)	*Livingston University	Away
Jan. 11 (Thurs)	Tennessee State University	HOME
Jan. 13 (Sat)	*Mississippi College	HOME
Jan. 15 (Mon)	Alabama State University	HOME
Jan. 20 (Sat)	*Jacksonville State University	Away
Jan. 22 (Mon)	*Troy State University	Away
Jan. 25 (Thurs)	*University of Tennessee-Martin	HOME
Jan. 29 (Mon)	Alabama A&M University	Away
Jan. 31 (Wed)	Tennessee State University	Away
Feb. 3 (Sat)	*Southeastern University	Away
Feb. 5 (Mon)	*Nicholls State University	Away
Feb. 10 (Sat)	*Delta State University	HOME
Feb. 12 (Mon)	*Livingston University	HOME
Feb. 15 (Thurs)	*University of Tennessee-Martin	Away
Feb. 19 (Mon)	*Mississippi College	Away
Feb. 23 (Fri)	*Troy State University	HOME
Feb. 24 (Sat)	*Jacksonville State University	HOME