

# University of North Alabama

## Football Notes

### November 21, 2020 at #8 BYU

### LaVell Edwards Stadium • Provo, Utah

### 2:00 PM Kickoff (Central)

#### LIONS FIRST MEETING WITH BYU

• This will be North Alabama's first football contest ever against BYU, and the first athletic event in any sport where the Lions have faced the Cougars.

#### NORTH ALABAMA IN THIRD SEASON IN FCS

• A charter member of the Gulf South Conference and the NCAA Division II, North Alabama is in its third season of a four-year transition to the NCAA Division I Football Championship Subdivision (FCS).



\* UNA produced one of the most successful football programs in the history of the GSC and Division II, advancing to the Division II Playoffs 12 times in its final 15 seasons in the division and making 21 total playoff appearances, winning 35 post-season games and three national championships. The 21 post-season trips and 35 playoff wins rank second in DII history.

\* The Lions officially moved to Division I status on July 1, 2018.

\* UNA went 7-3 in 2018 and then 4-7 last season for an 11-13 FCS record in its third season.

#### TWO UNA OPPONENTS IN TOP 25

• Two of North Alabama's 2020 opponents are ranked in the latest Associated Press Top 25 poll with BYU at No. 8 and Liberty ranked 22nd.

\* Liberty was not ranked when it hosted North Alabama on October 3, so this game at BYU will be UNA's first game ever against a nationally ranked FBS opponent.

#### UNA VS. RANKED OPPONENTS

\*This will be North Alabama's first game ever against a nationally ranked FBS opponent in No. 8 BYU.

\* Last season, UNA faced four nationally ranked FCS opponents, all on the road, and went 0-4.

\* All-time UNA is 0-7 against ranked FCS opponents, with all seven games on the road.

\* UNA has played 110 games against nationally ranked opponents since 1992. The Lions are 61-48-1 in those 110 meetings with ranked opponents over the last 27 seasons.

\* UNA has played 58 of those 109 games against teams ranked in the Top 10. The Lions are 31-27 in those previous 58 games.

\* UNA played six nationally ranked teams in 2017, three in 2018 and four in 2019.

#### \* UNA vs. nationally ranked FCS opponents:

1994	at #3 Youngstown State	L	14-17
2016	at #3 Jacksonville State	L	12-31
2018	at #1 North Dakota State	L	7-38
2019	at #23 Montana	L	17-61
2019	at #13 Jacksonville State	L	12-30
2019	at #4 Kennesaw State	L	17-41
2019	at #20 Monmouth	L	38-49



#### NORTH ALABAMA 2020 SCHEDULE

Oct. 3	at Liberty	7-28
Oct. 17	JACKSONVILLE STATE	17-24
Nov. 7	at Southern Mississippi	13-24
Nov. 14	OPEN	
Nov. 21	at Brigham Young	

\* The four-game fall schedule will be the smallest number of games ever played by a Lion football team.

#### BRIGHAM YOUNG 2020 SCHEDULE

Sept. 7	at Navy	55-3
Sept. 26	TROY	48-7
Oct. 2	LOUISIANA TECH	45-14
Oct. 10	UTSA	27-20
Oct. 16	at Houston	43-26
Oct. 24	TEXAS STATE	52-14
Oct. 31	WESTERN KENTUCKY	41-10
Nov. 6	at Boise State	51-17
Nov. 21	NORTH ALABAMA	
Dec. 12	SAN DIEGO STATE	



## Following the Lions

UNA's football broadcast will be carried over WBCF 97.1 FM. Benjamin Ray will handle play-by-play duties for the Lions', with Bryan Neece providing color commentary. Audio streaming of the broadcasts will be available at [www.wbcf.com](http://www.wbcf.com).

You can also download the WBCF App to your android or iphone to listen to the Lions wherever you are.

The UNA vs. USM game will also be broadcast on ESPN3 .

# 2020 North Alabama Notes

## LIONS AND COUGARS HAD TIME TO PREPARE

\* North Alabama has had at least one week off between each of its 2020 football games. UNA's last game was on November 7 at Southern Mississippi.

\* BYU also had an open date leading into this contest with North Alabama.

## NORTH ALABAMA'S SECOND GAME IN UTAH

\* This will be North Alabama's second football game played in the state of Utah.

\* North Alabama's debut as an FCS football program was played in Utah as the Lions went on the road and defeated defending Big Sky Conference Champions Southern Utah 34-30 in Cedar City, Utah on Sept. 1, 2018.

\* UNA scored first and then there were six lead changes before the Lions scored the winning touchdown with 12 seconds left on a one-yard pass from Christian Lopez to Dexter Boykin. Lopez, in his first game at UNA, threw for 350 yards and a touchdown and rushed for 105 yards and one TD. Lopez led the Lions on fourth quarter TD drives of 97 and 75 yards, overcoming deficits both times. Boykin had eight catches for 135 yards and two scores.

## LONG DISTANCE UNA GAMES

\* UNA will travel almost 1,700 miles to face BYU, marking the sixth farthest distance that any Lion team has travelled for an away football game.

Longest UNA football trips

Distance		Year	
2,454	Western Oregon at Monmouth, Ore.	2015	L
2,393	Portland State at Portland, Ore.	1993	W
2,329	Central Washington at Ellensburg, Wash.	2017	L
1,967	Montana at Missoula, Mont.	2019	L
1,705	Southern Utah at Cedar City, Utah	2018	W
<b>1,681</b>	<b>BYU at Provo, Utah</b>	<b>2020</b>	
1,335	North Dakota at Grand Forks, N.D.	2003	L
1,149	North Dakota State at Fargo, N.D.	2018	L

## LIONS HELD SECOND HALF LEADS IN THE LAST TWO CONTESTS

\* Despite entering this game with an 0-3 record, the Lions trailed unbeaten Liberty just 7-0 at the half and held fourth quarter leads in eventual losses to Jacksonville State and Southern Miss.

\* At Liberty, UNA missed two field goals and threw an interception in the end zone to trail the Flames 7-0 at the half. LU then outscored the Lions 21-7 in the second half.

\* Against Jacksonville State, UNA led 17-14 with just four seconds left in the third quarter before the Gamecocks scored the final 10 points of the game for a 24-17 win.

\* In the Lions last outing at Southern Mississippi, UNA led 13-7 with 12:08 left in the game. The Golden Eagles had two touchdowns and a field goal in the final period for the 24-13 win.

## LIONS HAVE NOT ALLOWED A FIRST QUARTER SCORE

\* North Alabama has not allowed any of its opponents to score in the first quarter of a game this season. The Lions have outscored their opponents 10-0 in the opening period so far this season.

\* UNA has only been outscored 21-20 in the first half through the first three games combined.

\* The Lions have been outscored 55-17 in the second half.

## NORTH ALABAMA VS. FBS SCHOOLS

\* This will be just the seventh time that a North Alabama football team has faced an FBS opponent, and will be the first time that the Lions have faced a ranked FBS school.

\* UNA has a 2-4 all-time record against FBS schools.

\* This season marks the first time that North Alabama has played three FBS schools in the same season.

1959	Vanderbilt 42, North Alabama 7
1972	Appalachian State 17, North Alabama 3
1973	North Alabama 21, Appalachian State 7
1997	North Alabama 48, Louisiana-Lafayette 42 (4 OT)
2020	Liberty 28, North Alabama 7
2020	Southern Miss. 24, North Alabama 13

## LIONS IN 72nd SEASON OF FOOTBALL

\* North Alabama is in its 72nd season of football, following the reviving of the sport at the school in 1949. UNA has an overall 476-279-16 record. The school's .615 winning percentage during its years in Division II ranked 12th best in the Division's history.

## ONLY 17 FCS TEAMS PLAYING THIS FALL

\* North Alabama is one of just 17 FCS schools competing in football this fall. Only nine of those teams, including UNA, are playing four games or more.

\* The 17 schools are playing a combined 57 games. Just 15 of those are FCS vs. FCS matchups.

\* Seven of the 57 matchups are FCS vs. Division II or NAIA.

\* The remaining 35 games are FCS vs. FBS. The FCS schools are 1-29 so far vs. the FBS in 2020. The lone FCS win was Jacksonville State defeating FIU.

## UNA'S LAST OUTING WAS NOVEMBER 7

\* In North Alabama's last outing, the Lions dropped a 24-13 loss at Southern Miss., after holding a 13-7 lead in the fourth quarter. UNA caused four turnovers but could only put 13 points on the board. USM's Kevin Perkins scored three touchdowns on the day, two in the fourth quarter, as the Golden Eagles pulled away for the win. UNA allowed 245 rushing but just 100 yards passing. The Lions were held to just 23 rushing yards but Blake Dever was 21-of-28 for 153 yards and a touchdown.

## UNA HAS LOST JUST TWO TURNOVERS IN LAST TWO GAMES

\* North Alabama has only turned the ball over once in each of its last two games, both times on interceptions on desperation passes late in the fourth quarter. For the season, UNA has thrown four interceptions and lost one fumble, while picking off three passes and recovering two fumbles.

## WILLIS IN 19TH SEASON AT UNA, FOURTH AS HEAD COACH

\* After helping lead the University of North Alabama to 12 playoff appearances and seven conference championships in his 15 seasons on the coaching staff, Chris Willis was named as the 10th head football coach in UNA history on December 22, 2016.

\* An assistant coach at North Alabama under Mark Hudspeth, Terry Bowden and Bobby Wallace, Willis served the Lions as defensive coordinator for the last five seasons and directed defensive efforts that helped UNA become the first school in Gulf South Conference history to win four straight league championships.

\* 2017 was his first head coaching position in his 19 seasons as a collegiate coach and he led the Lions to a 5-5 record. The Lions were then 7-3 in 2018 and 4-7 in 2019.

\* Willis now has a 16-18 overall record as a head coach.

# 2020 North Alabama Notes

## 2020 UNA SCHEDULE IS TOUGHEST YET

\* North Alabama has traditionally faced rugged schedules that include numerous nationally ranked opponents, but 2020 will prove to be the toughest schedule ever faced by a UNA football team.

\* Although the Lions are only playing four games this fall, three are on the road against FBS opponents Liberty, Southern Mississippi and Brigham Young. The other is against longtime rival and perennial FCS power Jacksonville State.

\* UNA's 2020 opponents have a combined 20-6 overall record.

Liberty	7-0	ranked No. 22 in latest AP poll
Jacksonville St.	3-1	have only FCS win over FBS in 2020
USM	2-5	
BYU	8-0	ranked No. 8 in latest AP poll

## NORTH ALABAMA HAS SECOND WINNINGEST COLLEGIATE FOOTBALL PROGRAM IN ALABAMA SINCE 1990

\* The University of North Alabama ranks second only behind the University of Alabama for football success by a school from the State of Alabama since 1990. Over the last 30 seasons, North Alabama has a combined 249-107-1 record in football for a 70.3 winning percentage.

\* Over the same period of time, Alabama has a 274-99 record for a 73.4 winning percentage. Tuskegee is third at 232-100-1 (69.8) and Auburn is fourth at 238-117-3 (66.9).

## LARGEST FACILITIES THE LIONS HAVE PLAYED IN

\* BYU's LaVell Edwards Stadium seats 63,470 and will rank as the third largest stadium that the Lions have played in behind only Cowboys Stadium and Legion Field.

80,000.....	Cowboys Stadium, Arlington, Texas (2011)
.....	defeated Abilene Christian 23-17
75,808.....	Legion Field, Birmingham, Ala. (1989)
.....	defeated Alabama A&M 19-7
71,594.....	Legion Field, Birmingham, Ala. (2012 & 2015)
.....	defeated Miles 31-30 (2012)
.....	defeated Miles 34-17 (2015)
68,821.....	Legion Field, Birmingham, Ala. (1971)
.....	lost to Jacksonville State 60-7
<b>63,470.....</b>	<b>LaVell Edwards Stadium, Provo, Utah</b>
60,492.....	Memorial Stadium, Jackson, Miss. (2018)
.....	defeated Jackson State 24-7
52,000.....	Citrus Bowl, Orlando, Fla. (1983)
.....	defeated Central Florida 47-20
52,000.....	Citrus Bowl, Orlando, Fla. (1988)
.....	lost to Central Florida 35-33

## LIONS LAST ROAD WIN IN 2019 SEASON-FINALE

\* North Alabama got its last road win on November 16, 2019 in the season-finale at Gardner-Webb, 34-30. The Lions finished the season 1-5 on the road against a rugged schedule that included games at nationally ranked Montana, Jacksonville State, Kennesaw State and Monmouth. The Lions other road loss was a six-point setback at Hampton.

## LIONS FINALLY KILLED GRASS STREAK

\* With a 24-7 win at Jackson State in 2018, UNA finally ended a streak of having not won a game on a natural grass field since 2013. The Lions lost seven straight games on grass, beginning with a 42-39 playoff loss at Lenoir-Rhyne in 2013. The previous week UNA had defeated UNC-Pembroke 37-13 on grass for the Lions last win before the streak started.

## TOUGH SCHEDULES CONTINUED FOR LIONS

\* North Alabama played four nationally ranked FCS opponents in 2019 - and all four were on the road -

Opponent	Rank when played
Kennesaw State	4th
Montana	23rd
Jacksonville State	13th
Monmouth	20th

\* In 2017 North Alabama faced the toughest regular-season schedule in the NCAA Division II, taking on six playoff teams in its 10-game schedule, including eventual national champion Texas A&M-Commerce and eventual national runner-up West Florida.

\* In 2018 the Lions opened at Southern Utah, a 2017 FCS playoff team and Big Sky Champions, followed by playing at the No. 1 ranked team in the FCS and eventual national champion, North Dakota State, in week three. The Lions then hosted the 24th ranked team in Division II in Azusa Pacific in week four and then faced its third ranked opponent of the season in West Florida in week six.

## UNA HAS SEVEN NATIONAL TITLES

\* North Alabama has won seven total NCAA Division II National Championships.

\* UNA won men's basketball national titles in 1979 and 1991, football in 1993, 1994 and 1995, women's volleyball in 2003 and women's softball in 2016.

\* UNA is one of just four schools in NCAA history on all levels to have won at least two National Championships in football and men's basketball. The others are Florida, Michigan State and Wisconsin-Whitewater. UNA was the first school to do it and is still the only Division II school to accomplish it.

## LIONS IN BIG SOUTH CONFERENCE IN 2020

\* Although North Alabama is now a member of the Big South Conference in football, the Lions are not eligible to compete for the Big South Conference Championship until 2022 as part of the transition to Division I. The Lions' games against Big South Conference opponents do not count in the conference standings.

\* UNA was an FCS independent in 2018 and competed in the Big South Conference in 2019, going 3-4 against conference foes.

\* North Alabama, along with Campbell and Hampton, has opted out of the Big South's spring 2021 football schedule.

## LIONS LED BIG SOUTH IN ATTENDANCE IN 2019

\* The Lions ranked 27th out of 126 FCS schools in football attendance with an average of 9,548. UNA led the Big South Conference in attendance, with Hampton a distant second at 44th at 7,939 per home game and Kennesaw State 71st at 6,261.

## 2019 WAS FIRST UNA LOSING SEASON SINCE 2002

\* At 4-7 in 2019, North Alabama suffered its first losing season in football since 2002. That broke a streak of 16 straight seasons with a .500 record or better.

\* Since 2003, UNA has had 12 seasons with nine or more wins and just three years with a .500 record.

\* The last losing season at UNA, prior to 2019, was a 4-7 record in 2002 in Mark Hudspeth's first season at the school. He would finish his seven-year run with the Lions with a 66-21 record that included two conference championships and five NCAA Playoff appearances.

# 2020 North Alabama Notes

## THREE 2019 LOSSES BY SEVEN POINTS OR LESS

\* Three of North Alabama's 2019 losses were by a touchdown or less. The Lions lost to Alabama A&M 31-24, Hampton 40-34 and Charleston Southern 25-20.

\* UNA's four losses by more than seven points were all to nationally ranked teams on the road.

## JUST SIX FCS HOME OPPONENTS SINCE 1992

\* Jacksonville State was just the sixth FCS opponent to play at Braly Stadium since 1992, and UNA has gone 3-3 in those games.

\* Before hosting Western Illinois in the 2019 season-opener, North Alabama had played its last 11 straight games against FCS opponents on the road, dating back to a 1992 game at Braly Stadium against Troy.

\* Prior to the 26-17 win over Western Illinois, UNA's last win over an FCS opponent in Florence was a 17-3 win over Missouri State (then known as Southwest Missouri State), in 1982.

\* Overall North Alabama is 13-16 against FCS schools since 1978 and two of those 16 losses were in double-overtime.

## UNA All-time vs. FCS Opponents

1978	at Austin Peay	Won	10-6
1979	at Middle Tennessee State	Won	20-17
1979	EAST TENNESSEE	Lost	7-27
1980	MIDDLE TENNESSEE STATE	Won	36-0
1981	at Missouri State	Won	28-21
1982	MISSOURI STATE	Won	17-3
1992	TROY	Lost	10-24
1993	at #3 Youngstown State	Lost	14-17
1999	at Elon	Lost	15-35
2002	at Samford (2 OT)	Lost	21-24
2003	at Jacksonville State	Won	28-16
2013	at Jacksonville State (2 OT)	Lost	21-24
2016	at #3 Jacksonville State	Lost	12-31
2018	at Southern Utah	Won	34-30
2018	at Alabama A&M	Won	25-20
2018	at North Dakota State	Lost	7-38
2018	at Campbell	Lost	7-30
2018	at Jackson State	Won	24-7
2019	WESTERN ILLINOIS	Won	26-17
2019	at #22 Montana	Lost	17-61
2019	ALABAMA A&M	Lost	24-31
2019	at #13 Jacksonville State	Lost	12-30
2019	PRESBYTERIAN	Won	41-21
2019	at Hampton	Lost	34-40
2019	CHARLESTON SOUTHERN	Lost	20-25
2019	at #4 Kennesaw State	Lost	17-41
2019	CAMPBELL	Won	25-24
2019	at #20 Monmouth	Lost	38-49
2019	at Gardner-Webb	Won	34-30
2020	JACKSONVILLE STATE	Lost	17-24

## LIONS VS. FCS CONFERENCES

\* North Alabama has a 7-10 record against FCS opponents since making the move to Division I.

### UNA vs. Division I FCS Conferences (2018-19)

SWAC	2-1
Big Sky	1-1
Missouri Valley Football	1-1
Big South	3-5
Ohio Valley	0-2

## LIONS AT BRALY

\* This will be UNA's first home game of a shortened 2020 season. The Lions were 3-2 at home in 2019 and have an all-time 272-119-8 record at Braly Stadium.

\* The Lions are 8-6 at home under Chris Willis.

## LARGEST CROWDS TO SEE UNA PLAY

\* The 24,033 fans that attended UNA's game at Montana was the second largest crowd to watch a North Alabama football game.

\* The 21,976 at Jacksonville State ranks sixth.

\* The Lions have now played nine all-time games in front of crowds in excess of 20,000 fans.

The and it has been expanded three times ...

Crowd	Opponent(Year)	Stadium
24,837	vs. Abilene Christian (2011)	Cowboys Stadium
<b>24,033</b>	<b>at Montana (2019)</b>	
22,268	at Miles (2012)	Legion Field
22,136	at Potland State (1993)	
22,116	at Jacksonville State (2016)	
<b>21,976</b>	<b>at Jacksonville State (2019)</b>	
21,834	at Miles (2015)	Legion Field
21,682	at Central Florida (1988)	Citrus Bowl
20,834	at Jacksonville State (2013)	

## LIONS 42-26-4 IN ALL-TIME SEASON OPENERS

\* North Alabama has an all-time 42-26-4 record in its 72 season openers.

\* The Lions won 13 straight openers from 2003-15 before losing their 2016 and 2017 openers.

\* UNA is 2-1 in season openers on the FCS level, defeating Southern Utah (34-30) in 2018 and Western Illinois (26-17) in 2019, before losing at Liberty, 28-7, in 2020.

## LIONS HAVE PLAYED FOUR GAMES INDOORS

\* North Alabama played its first game at an indoor stadium in 1977 at East Tennessee State. The Lions won that game 37-21. UNA then lost 29-22 at the Alerus Center at North Dakota in 2003 and defeated Abilene Christian in a regular season at Cowboys Stadium in Arlington, Texas in 2011, 23-17. North Alabama lost 38-7 at the Fargo Dome against North Dakota State on Sept. 15.

### UNA in Indoor Facilities

1977	at East Tennessee State	W	37-21
2003	at North Dakota	L	22-29
2011	vs. Abilene Christian (Cowboys Stadium, Arlington, Texas)	W	23-17
2018	at North Dakota State	L	7-38

## UNA VS. NO. 1 RANKED TEAMS

\* North Alabama has faced a No. 1 ranked team nine times and is 1-8 in those games. The first eight were against the top ranked team in Division II. The last was against a top ranked FCS team. The Lions are 1-8 all-time against No. 1 ranked teams, with that win coming against top ranked Valdosta State in 2003, 17-10.

### UNA vs. No. 1 ranked team

1972	West Alabama	L	17-6
1980	Eastern Illinois	L	56-31
1990	Mississippi College	L	21-10
1997	at Carson-Newman	L	21-7
2001	Delta State	L	21-3
2001	at Valdosta State	L	54-7
2003	at Valdosta State	W	17-10
2016	vs. Northwest Missouri State	L	3-29
2018	at North Dakota State	L	7-38

# 2020 North Alabama Notes

## DEVER AND FILES IN QUARTERBACK RACE

\* Senior Blake Dever and red-shirt sophomore Rett Files battled for the starting quarterback job in pre-season practice, with both missing extended periods this season due to COVID-19 related issues. Dever drew the start against Liberty - his third career start at UNA - only to be knocked out of the game in the first quarter after a blow to the head on a targeting penalty against Liberty. Files then entered the game, having attempted just four passes in his previous two seasons at UNA. He went 15-of-24 for 156 yards. He threw two interceptions and was sacked six times. He led UNA to the Red Zone three times where the Lions did not come away with points - with two missed field goal attempts and an interception thrown in the end zone. Dever was 3-for-3 for 28 yards and rushed for 15 yards before leaving the game.

\* Dever was back to start against Jacksonville State and went 22-of-34 for 202 yards and rushed for 23 yards on 10 carries. Files came off the bench when Dever was briefly injured and threw an 11-yard touchdown pass to Jakobi Byrd on his second play in the game.

\* Files did not make the trip to USM for COVID related issues, while Dever was 21-of-28 for 153 yards and a touchdown.

## RECEIVING CORP CONTINUES TO SHINE

\* North Alabama's group of four red-shirt junior receivers are again leading the way for the UNA offense in 2020. Over the last two years-plus, Dexter Boykin, Cortez Hall, Jakobi Byrd and Andre Little have combined for 333 catches for 4,633 yards and 31 receiving TDs.

\* As redshirt freshmen in 2018, they combined on a 145 catches for 1,861 yards and 14 touchdowns.

\* As sophomores in 2019 they had a combined 153 catches for 2,475 yards and 15 touchdowns.

\* The group has combined for nine 100-yard receiving games over the last two seasons and all four have at least two 100-yard games: Hall 3, Boykin 2, Byrd 2, Little 2.

\* All four receivers average better than 10 yards per catch for their careers.

\* Dexter Boykin has caught at least one pass in all 24 games that he has played for the Lions.

\* Jakobi Byrd became the first in the group to reach 100 career catches with three against Jacksonville State.

\* Andre Little is 23 yards away from reaching 1,000 career yards to join the other three.

Career	No.	Yds.	Avg	TD	Long
Dexter Boykin	83	1293	15.6	11	67
Cortez Hall	76	1227	16.1	7	75
Jakobi Byrd	102	1136	11.1	8	64
Andre Little	72	977	13.6	5	61

## CURRENT UNA PLAYERS WITH CAREER 100-YARD PERFORMANCES . . .

### 100-Yards Receiving

Dexter Boykin	8 catches for 135 yards, 2 TDs	at Southern Utah	2018
Cortez Hall	7 catches for 107 yards, 1 TD	vs. Shorter	2018
Cortez Hall	6 catches for 115 yards, 0TD	vs. North Greenville	2018
Cortez Hall	2 catches for 113 yards, 0 TD	vs. Western Illinois	2019
Jakobi Byrd	6 catches for 103 yards, 1 TD	at Montana	2019
Andre Little	6 catches for 118 yards, 0 TD	vs. Campbell	2019
Jakobi Byrd	5 catches for 117 yards, 0 TD	at Monmouth	2019
Andre Little	9 catches for 183 yards, 1 TD	at Gardner-Webb	2019
Dexter Boykin	9 catches for 125 yards, 2 TD	at Gardner-Webb	2019

## ANDRE LITTLE BROKE RETURN SLUMP FOR LIONS IN 2019

\* Andre Little's 94-yard kickoff return for a touchdown against Campbell in 2019 revived North Alabama's return game. Prior to that return, UNA had just 463 total return yards through eight games or just 57.8 per game for the season.

\* Little's return for a touchdown was the first (kickoff or punt) for a Lion during the FCS era.

\* It was also UNA's first kickoff return for a touchdown since November 4, 2017 by Delvon Carpenter vs. West Florida.

\* Little led UNA in all-purpose yards in 2019 with 1,126 or 102.4 yards per game. He had 650 yards receiving and 475 on kickoff returns.

\* He led UNA with 75 all-purpose yards in the 2020 opener at Liberty with 75 yards (47 receiving and 28 on kickoff returns).

## JOE GURLEY ENJOYED STRONG 2019 SEASON; EXPECTED TO SHARE DUTIES IN 2020

\* UNA senior kicker/punter Joe Gurley had one of the best seasons of any kicker in the FCS in 2019 as he handled the Lions kickoff, kicking and punting duties. He is expected to be the Lions' starting punter for the fourth straight year but will share kicking duties with Sam Contorno and Grayson Easterling this fall.

\* Although UNA was not eligible to be ranked in the NCAA statistics due to the school's transitional period in 2019, Gurley would have ranked among the FCS leaders in field goal percentage (85.7 - 14-16), field goals made per game (1.4) and punting (43.0 avg). He also led UNA in scoring with 60 points.

\* He earned three Big South Conference Special Teams Player of the Year awards in 2019.

\* Gurley earned his third Big South Conference Special Teams Player of the Week award in 2019.

# 2020 North Alabama Player Notes

## **OFFENSIVE LINE HAS EXPERIENCE, AND TRANSFERS**

\* North Alabama returns eight lettermen who have game experience on the offensive line, but also has a group of transfers that have taken six of the top 10 spots on the depth chart.

\* UNA's group of returning offensive linemen are led by senior right guard Noah Stern, who has played in 24 games with 11 starts. Senior Jake Whitehead has played in 19 games with 17 starts. Stern and red-shirt freshman Nathan Brown are the only returnees expected to start. Brown played in two games in his redshirt season in 2019.

\* Newcomers expected to start are left tackle Connor Robbins, a transfer from Georgia State, left guard Cam Watson, a transfer from Northwest Mississippi Community College and center A.J. Vang, who transferred from Butler (Kan.) Community College.

## **DEFENSIVE LINE IS A STRENGTH**

\* North Alabama returns eight defensive starters, including three of the four starters from the 2019 defensive line in Wallace Cowins, Jr., Devonte Toles and Brodrick Martin. Seven total lettermen are back on the defensive front and the Lions have added depth with the addition of transfers Terrell Townsend (San Jose State), Mike Boykin (Tennessee State) and Dakari Bickham (UTEP).

## **UNA GROUND GAME WAS LACKING IN 2019**

\* North Alabama averaged just 84.8 rushing yards per game in 2019 for the lowest average rushing by any UNA team in school history. The previous low average was 98.5 yards per game in 1987. The Lions averaged 149.8 yards per game in 2018 in their first season in the FCS.

\* Jaxton Carson was slated to be the Lions' lead runner entering 2020 but was lost for the season due to a pre-season injury.

\* Ja'Won Howell, who had just 18 carries for 102 yards in 2019 is now UNA's starting running back.

\* UNA rushed for 63 yards in 2020 opener, led by Parker Driggers with seven carries for 55 yards.

\* The Lions also rushed for just 63 yards against Jacksonville State.

\* UNA was held to just 23 yards rushing at Southern Miss.

## **THE GRADUATES**

\* Two current UNA players are competing as graduate students. K.J. Smith and Terrell Townsend.

## **ALL IN THE UNA FAMILY**

\* There are numerous connections on the 2020 UNA football team to family members with UNA ties.

\* Redshirt senior safety **Lyndon Harris** of Jasper, Ala., is the younger brother of UNA secondary coach Blake Farris. Harris has been a part of the Lions program since 2016 and has been coached by his brother. Blake played at UNA from 2002-05 and has been on the UNA coaching staff since 2007. Farris is also a member of the UNA Athletic Hall of Fame. His older brother, Demetrea Shelton, played for the Lions in 1993, 1995 and 1996 and was a member of two national championship teams with the Lions.

\* Redshirt freshman receiver **Avery Moates** of Florence, Ala., is the younger brother of UNA's Manager of Athletic Operations & Facilities, Alexa Moates.

\* UNA offensive linemen **Dawson** and **Eli Cazola** of Gardendale, Ala., are brothers. Dawson is a redshirt junior at UNA, while Eli is a redshirt sophomore.

## **KEDONIS HASLAM'S DAD IN NBA FINALS**

\* UNA junior offensive lineman Kedonis Haslam is the son of 17-year NBA veteran Udonis Haslam, who is a member of 2020 NBA Finals team - the Miami Heat.

# 2020 Statistical Comparison

## NORTH ALABAMA

### TEAM STATISTICS

Rushing Offense	49.7
Passing Offense	183.0
Total Offense	232.7
Scoring Offense	12.3

Rushing Defense	213.3
Passing Defense	150.3
Total Defense	363.7
Scoring Defense	25.3

### INDIVIDUAL LEADERS

#### Passing

Blake Dever	46-65-2, 383 yards, 1 TD
Rett Files	16-25-2, 167 yards, 1 TD

Rushing	Att	Yds	TD
Parker Driggers	14	74	2
Ron Thompson	21	47	0
Ja'Won Howell	18	36	0
Blake Dever	20	32	0

Receiving	No.	Yds	TD
Cortez Hall	11	87	0
Dexter Boykin	10	93	0
Parker Driggers	8	78	0
Jakobi Byrd	8	47	1
Ja'Won Howell	8	42	0
Corson Swan	6	75	0
Andre Little	6	70	1

Punting	No.	Avg	Long
Joe Gurley	14	43.9	60

Defense	UT	AT	TT	
Wallace Cowins	12	11	23	2.5 TFL
Christon Taylor	11	12	23	4.5 TFL
Will Evans	9	10	19	2 TFL
K.J. Smith	11	6	17	1 INT
Alonzo Craighton	6	7	13	

## NORTH ALABAMA

Oct. 3	at Liberty	7-28
Oct. 17	JACKSONVILLE STATE	17-24
Oct. 24	OPEN	
Oct. 31	OPEN	
Nov. 7	at Southern Mississippi	13-24
Nov. 14	OPEN	
Nov. 21	at Brigham Young	

## BYU

### TEAM STATISTICS

Rushing Offense	192.9
Passing Offense	340.5
Total Offense	533.4
Scoring Offense	45.2

Rushing Defense	92.3
Passing Defense	191.6
Total Defense	284.9
Scoring Defense	13.8

### INDIVIDUAL LEADERS

#### Passing

Zach Wilson	166-221-2, 2,512 yards, 22 TD
Baylor Romney	16-25-1, 196 yards, 0 TD

Rushing	Att	Yds	TD
Tyler Allgeier	105	710	9
Lopini Katoa	61	329	5
Zach Wilson	50	158	8
Dax Milne	10	60	0

Receiving	No.	Yds	TD
Dax Milne	45	805	6
Gunner Romney	32	648	2
Neil Pau'u	27	324	2
Isaac Rex	21	251	6
Lopini Katoa	15	156	3
Tyler Allgeier	10	102	0
Masen Wake	8	114	1

Punting	No.	Avg	Long
Ryan Rehkow	18	45.4	61

Defense	UT	AT	TT	
Isaiah Kaufusi	31	24	55	3.0 Sacks
Keenan Pili	22	19	41	1.5 TFL
Bracken El-Bakri	13	21	34	5.0 TFL
Payton Wilgar	16	17	33	4.0 TFL
Max Tooley	11	15	26	2.5 TFL

## BYU

Sept. 7	..... at Navy	55-3
Sept. 26	..... TROY	48-7
Oct. 2	..... LOUISIANA TECH	45-14
Oct. 10	..... UTSA	27-20
Oct. 16	..... at Houston	43-26
Oct. 24	..... TEXAS STATE	52-14
Oct. 31	..... WESTERN KENTUCKY	41-10
Nov. 6	..... at Boise State	51-17
Nov. 21	..... NORTH ALABAMA	
Dec. 12	..... SAN DIEGO STATE	

# Career Highs

## 3 - Jack Peavey, WR

Receptions	3 vs. North Greenville	11-10-18
Receiving yards	55 vs. North Greenville	11-10-18
Receiving TDs	0	
Long reception	39 vs. North Greenville	11-10-18

## 7 - Blake Dever, QB

Completions	23 at Kennesaw State	10-26-19
Attempts	34 vs. Jacksonville State	10-17-20
Passing TDs:	1, twice/last at Southern Miss	11-7-20
Passing yards	261 at Kennesaw State	10-26-19
Long completion	37 vs. Campbell	11-2-19
Rush attempts	10 twice - last vs. JSU	10-17-20
Rush yards	23 vs. Jacksonville State	10-17-20
Rush TDs	0	
Long rush	11vs. Jacksonville State	10-17-20

## 8 - Cortez Hall, WR

Receptions	8 vs. West Florida	10-6-18
Receiving yards	115 vs. North Greenville	11-10-18
Receiving TDs	1, 7 times, last at Monmouth	11-9-19
Long reception	75 twice, last at Montana	9-7-19

## 9 - Jakobi Byrd, WR

Receptions	8, twice, last at Jacksonville State	9-21-19
Receiving yards	117 at Monmouth	11-9-19
Receiving TDs	2 at Alabama A&M	9-4-18
Long reception	64 at Montana	9-7-19

## 11 - Andre Little, WR, RS

Receptions	9 at Gardner-Webb	11-16-19
Receiving yards	183 at Gardner-Webb	11-16-19
Receiving TDs	1, 5 times, last at USM	11-7-20
Long reception	61 at Gardner-Webb	11-16-19
Long kickoff return	94 vs. Campbell	11-2-19
Kickoff Return TD	1 vs. Campbell (94 yards)	11-2-19

## 15 - Dexter Boykin, WR

Receptions	9 at Gardner-Webb,	11-16-19
Receiving yards	135 at Southern Utah	9-1-18
Receiving TDs	2, 3 times, last at Gardner-Webb	11-16-19
Long reception	67 vs. Alabama A&M,	9-14-19

## 17 - Joe Gurley, P/K

Long Punt	61 twice, last vs. Presbyterian	9-28-19
Long Field Goal	48 vs. Western Illinois	8-29-19
All-time Field Goals	15-21	
11-19 Yards	0-0	
20-29 Yards	7-8	
30-39 Yards	4-6	
40-49 Yards	4-5	
50 + Yards	0-2	

## 18 - Rett Files, QB

Completions	15 at Liberty	10-3-20
Attempts	24 at Liberty	10-3-20
Passing TDs:	1 vs. Jacksonville State	10-17-20
Passing yards	156 at Liberty	10-3-20
Long completion	47 at Liberty	10-3-20
Rush attempts	7 at Liberty	10-3-20
Rush yards	-37 at Liberty	10-3-20
Rush TDs	0	
Long rush	1 at Liberty	10-3-20

## 24 - Ja'Won Howell, RB

Rushes	8 vs. Jacksonville State	10-17-20
Rushing yards	42 vs. Presbyterian	9-28-19
Rushing TDs	0	
Long Run	32 vs. Presbyterian	9-28-19
Pass Receptions	4 vs. Southern Miss.	11-7-20
Receiving Yards	31 at Kennesaw State	10-26-19
Receiving TDs	0	

## 87 - Corson Swan, TE

Receptions	4 vs. Jacksonville State	10-17-20
Receiving yards	63 at Hampton	10-5-19
Receiving TDs	1 at Hampton	10-5-19
Long reception	33 at Gardner-Webb	11-10-19

# 2020 North Alabama Awards

## **UNA WEEKLY TEAM AWARDS**

### **vs. Liberty**

Offense	Cortez Hall
Defense	Wallace Cowins, Jr. K.J. Smith
Specialty	Brett Burton
Blocking	Cam Watson
Big Play	K.J. Smith Interception
Big Hit	Alonzo Craighton Wallace Cowins, Jr.
Scout Team Offense	Maurice Hicks
Scout Team Defense	Zakobe Shoulders

### **vs. Jacksonville State**

Offense	Blake Dever
Defense	Will Evans
Specialty	Sam Contorno
Blocking	none
Big Play	Rett Files TD pass off the bench
Big Hit	none
Scout Team Offense	Kobe Warden
Scout Team Defense	Roman McDonald

### **vs. Southern Mississippi**

Offense	Dexter Boykin
Defense	Mike Boykin
Specialty	Joe Gurley
Blocking	A.J. Vang
Big Play	Darrell Sims/Caleb Dawson fumble
Big Hit	Jakob Cummings
Scout Team Offense	Mack McCluskey
Scout Team Defense	Phil McDuff

### **vs. BYU**

Offense	
Defense	
Specialty	
Blocking	
Big Play	
Big Hit	
Scout Team Offense	
Scout Team Defense	

## **UNA GAME CAPTAINS**

Liberty	K.J. Smith Jakobi Byrd Cortez Hall Wallace Cowins, Jr.
Jacksonville State	K.J. Smith Jakobi Byrd Cortez Hall Wallace Cowins, Jr.
Southern Mississippi	K.J. Smith Jakobi Byrd Cortez Hall Wallace Cowins, Jr.

# Tentative North Alabama vs. BYU Depth Chart

## NORTH ALABAMA OFFENSE

QB	7	Blake Dever	6-3, 257, R-SR	Palm Beach, Fla.
	18	Rett Files	6-4, 235, R-SO	Gulf Shores, Ala.
RB	24	Ja'Won Howell	6-1, 200, R-SO	Lanett, Ala.
	22	Tyler Price	5-9, 211, R-SO	Montgomery, Ala.
	2	Ron Thompson	5-6, 193, SR	Bassfield, Miss.
LT	60	Jacob Gentle	6-4, 277, R-SO	Florence, Ala.
	54	Kedonis Haslam	6-3, 300, JR	Miami, Fla.
LG	72	Cam Watson	6-1, 315, JR	Madison, Miss.
	78	Christian Barnes	6-4, 300, JR	Ocean Springs, Miss.
C	59	A.J. Vang	6-3, 275, JR	Goddard, Kan.
	55	Dawson Cazola	6-2, 292, R-JR	Gardendale, Ala.
RG	74	Noah Stern	6-1, 295, R-SR	Huntsville, Ala.
	58	Jake Whitehead	6-2, 307, SR	Pisgah, Ala.
RT	76	Joe Maxwell	6-6, 303, R-JR	Florence, Ala.
	70	Nathan Brown	6-4, 254, R-FR	Spanish Fort, Ala.
ZWR	11	Andre Little	5-11, 174, R-JR	Anchorage, Ak.
	8	Cortez Hall	6-1, 214, R-JR	Hoover, Ala.
TE	87	Corson Swan	6-3, 223, JR	Spanish Fort, Ala.
	35	Jakob Terry	5-10, 236, R-SR	Moulton, Ala.
HWR	9	Jakobi Byrd	5-8, 190, R-JR	Florence, Ala.
	3	Jack Peavey	5-8, 189, SR	Oxford, Ala.
XWR	15	Dexter Boykin	6-3, 188, R-JR	Fairfield, Ala.
	81	Parker Driggers	6-0, 191, R-FR	Brantley, Ala.
	5	Pat McKaufman	6-6, 200, SR	Oklahoma City, Okla.

## NORTH ALABAMA DEFENSE

DE	39	Devonte Toles	6-1, 238, JR	Pass Christian, Miss.
	34	Terrell Townsend	6-4, 268, GR	Pittsburg, Calif.
DT	95	Jbril Glaze	6-3, 311, JR	Tampa, Fla.
	91	Mike Boykin	6-6, 290, SR	Carrollton, Ga.
DT	99	Brodrick Martin	6-5, 329, R-JR	Tuscaloosa, Ala.
	97	Ryan Taylor	6-2, 303, R-SO	Loganville, Ga.
DE	10	Wallace Cowins, Jr.	6-4, 240, SR	Conyers, Ga.
	92	Charlie Ryan	6-4, 261, JR	Montgomery, Ala.
	90	Dakari Bickham	6-3, 250, JR	Grand Rapids, Mich.
SLB	36	Jakob Cummings	6-0, 221, R-SO	Auburn, Ala.
	32	Nate Reed	5-11, 208, R-SO	Florence, Ala.
MLB	44	Will Evans	6-2, 234, SR	Haleyville, Ala.
	52	Jacorien Barnes	6-1, 235, JR	Port Arthur, Texas
	30	Caleb Dawson	6-1, 218, R-FR	Goshen, Ala.
WLB	25	Christon Taylor	6-0, 226, JR	Hoover, Ala.
	21	Darrell Sims	6-2, 220, JR	Bassfield, Miss.
CB	12	K.J. Smith	5-11, 187, GR	Perry, Ga.
	28	Gerrell Green	5-10, 166, R-SO	Birmingham, Ala.
FS	14	Alonzo Craighton	6-2, 205, SR	Prairieville, La.
	27	Isaiah Todd	6-1, 204, JR	Decatur, Ga.
	33	Riely Evans	6-1, 170, R-FR	Courtland, Ala.
SS	1	Kyree Fields	6-1, 200, JR	Columbus, Miss.
	31	Lyndon Harris	5-10, 184, R-SR	Jasper, Ala.
CB	23	Camryn Feagins	5-11, 177, R-FR	Phenix City, Ala.
	4	Will Singleton	5-10, 171, R-JR	Hoover, Ala.

## NORTH ALABAMA SPECIALTY

PK	37	Sam Contorno	5-10, 175, R-FR	Tuscaloosa, Ala.
KO	37	Sam Contorno	5-10, 175, R-FR	Tuscaloosa, Ala.
P	17	Joe Gurley	6-2, 216, SR	Killen, Ala.
LS	49	Brett Burton	6-0, 195, JR	Ocean Springs, Miss.
H	3	Jack Peavey	5-8, 189, SR	Oxford, Ala.
	81	Parker Driggers	6-0, 191, R-FR	Brantley, Ala.
KOR	12	K.J. Smith	5-11, 187, GR	Perry, Ga.
	11	Andre Little	5-11, 174, R-JR	Anchorage, Ak.
PR	23	Camryn Feagins	5-11, 171, R-FR	Phenix City, Ala.

## BYU DEFENSE

DE	99	Zac Dawe	6-4 271 R-Sr.
	98	Gabe Summers	6-2 275 R-So.
N	95	Khyiris Tonga	6-4 321 Sr.
	73	Caden Haws	6-2 315 R-Fr.
T	93	Bracken El-Bakri	6-3 286 R-Sr.
	91	Earl Tuoti-Mariner	6-4 290 R-Jr.
OE	57	Alden Tofa	6-4 260 R-Jr.
-or-	58	Uriah Leiataua	6-4 265 R-Sr.
JACK	31	Max Tooley	6-2 215 R-So.
	47	Pepe Tanuvasa	6-1 230 R-Jr.
MIKE	41	Keenan Pili	6-3 233 R-So.
	52	Josh Wilson	6-0 215 Fr.
ROVER	53	Isaiah Kaufusi	6-2 220 R-Sr.
	46	Drew Jensen	6-2 215 R-So.
FLASH	49	Payton Wilgar	6-3 245 R-So.
	38	Jackson Kaufusi	6-2 226 R-So.
CINCO	7	George Udo	6-1 210 So.
	15	Caleb Christensen	5-9 193 Fr.
NICK	34	Kavika Fonua	6-0 205 R-Sr.
	29	Shamon Willis	5-10 180 Jr.
SS	4	Troy Warner	6-1 200 R-Sr.
	17	Matt Criddle	6-1 205 R-Jr.
FS	23	Zayne Anderson	6-2 210 R-Sr.
	43	Jared Kapisi	6-0 195 R-Sr.
LC	32	Chris Wilcox	6-2 195 R-Sr.
	16	D'Angelo Mandell	6-2 181 R-Jr.
RC	2	Keenan Ellis	6-0 181 R-Jr.
-or-	1	Micah Harper	5-10 185 Fr.

## BYU OFFENSE

QB	1	Zach Wilson	6-3 210 Jr.
	16	Baylor Romney	6-2 193 R-So.
	3	Jaren Hall	6-1 205 R-So.
RB	4	Lopini Katoa	6-1 210 R-Jr.
-or-	25	Tyler Allgeier	5-11 220 R-So.
FB	13	Masen Wake	6-1 250 So.
	42	Kyle Griffiths	6-3 245 R-Sr.
WR	18	Gunner Romney	6-3 195 Jr.
	86	Keanu Hill	6-4 210 R-Fr.
WR	2	Neil Pau'u	6-4 215 R-Jr.
	0	Kody Epps	5-11 190 Fr.
WR	5	Dax Milne	6-1 189 Jr.
	82	Chris Jackson	5-10 184 Jr.
TE	83	Isaac Rex	6-6 247 R-Fr.
	96	Carter Wheat	6-4 236 R-Fr.
LT	67	Brady Christensen	6-6 300 R-Jr.
	61	Keanu Saleapaga	6-6 310 R-Jr.
LG	56	Clark Barrington	6-5 302 R-So.
-or-	74	Kieffer Longson	6-7 315 R-Sr.
C	66	James Empey	6-4 303 R-Jr.
	63	Joe Tukuafu	6-4 301 R-Jr.
RG	69	Tristen Hoge	6-5 310 R-Sr.
-or-	77	Chandon Herring	6-7 302 R-Sr.
RT	71	Blake Freeland	6-8 300 So.
-or-	76	Harris LaChance	6-8 310 R-So.

## BYU SPECIALTY

PK	39	Jake Oldroyd	6-1 195 R-So.
	97	Justen Smith	6-2 190 Fr.
H	24	Ryan Rehkow	6-5 240 Fr.
LS	87	Britton Hogan	6-3 200 R-So.
P	24	Ryan Rehkow	6-5 240 Fr.
	39	Jake Oldroyd	6-1 195 R-So.
KRET	15	Caleb Christensen	5-9 193 Fr.
	19	Miles Davis	6-1 202 Fr.
PRET	26	Hobbs Nyberg	5-11 195 So.

# 2020 UNA Alphabetical Roster

No.	Name	Pos	Ht	Wt	Cl	Hometown	High School / Previous School
41	Tyler Antkowiak	DE	6-5	226	R-FR	Trussville, Ala.	Hewitt-Trussville
	Bryce Austin	DB	5-11	168	R-FR	Columbus, Ga.	Columbus
78	Christian Barnes	OL	6-4	300	JR	Ocean Springs, Miss.	Ocean Springs/Jones College
52	Jacorien Barnes	LB	6-1	235	JR	Port Arthur, Texas	Port Arthur Memorial/Kilgore College
29	Jeffery Battle	S	5-10	186	R-SO	Birmingham, Ala.	Ramsay
94	Drew Beddingfield	DL	6-2	248	R-SO	Elkmont, Ala.	West Limestone
	Adrian Berry	LB	6-0	202	JR	Lawrenceburg, Tenn.	Lawrence County
90	Dakari Bickham	DE	6-3	250	JR	Grand Rapids, Mich.	East Grand Rapids/Arizona Western/Univ. of Texas El Paso
	Mason Boswell	RB	6-0	191	R-FR	Adairsville, Ga.	Adairsville
15	Dexter Boykin	WR	6-3	188	R-JR	Fairfield, Ala.	Fairfield
91	Mike Boykin	DE	6-6	290	SR	Carrollton, Ga.	Carrollton/Mississippi Gulf Coast CC/Louisville/Tennessee State
93	Khamari Brown	DL	6-1	299	R-SO	Hoover, Ala.	Hoover
70	Nathan Brown	OL	6-4	254	R-FR	Spanish Fort, Ala.	Spanish Fort
6	Hayden Bryant	QB	6-0	188	SO	Brilliant, Ala.	Brilliant
49	Brett Burton	LS	6-0	195	JR	Ocean Springs, Miss.	Ocean Springs/East Mississippi Community College
9	Jakobi Byrd	WR	5-8	190	R-JR	Florence, Ala.	Florence
	Montrell Campbell	DB	6-0	172	SO	Madison, Ala.	Madison Academy/Olivet Nazarene University
	Jaxton Carson	RB	5-8	221	JR	Phenix City, Ala.	Central
55	Dawson Cazola	OL	6-2	292	R-JR	Gardendale, Ala.	Gardendale
88	Eli Cazola	TE	6-3	243	R-SO	Gardendale, Ala.	Gardendale
37	Sam Contorno	K	5-10	175	R-FR	Tuscaloosa, Ala.	Holy Spirit Catholic
10	Wallace Cowins, Jr.	DE	6-4	240	SR	Conyers, Ga.	Heritage / Coastal Carolina University
14	Alonzo Craighton	DB	6-2	205	SR	Prairieville, La.	Dutchtown/Univ. of Minnesota/Nicholls State University
36	Jakob Cummings	LB	6-0	221	R-SO	Auburn, Ala.	Auburn
	Zapheth Cunningham	LB	6-1	208	JR	Pinson, Ala.	Pinson Valley/Union College
30	Caleb Dawson	LB	6-1	218	R-FR	Goshen, Ala.	Goshen
	Jacob Dendy	RB	5-11	205	R-FR	Albertville, Ala.	Albertville / Harding University
7	Blake Dever	QB	6-3	257	R-SR	Palm Beach, Fla.	Wellington / Savannah State Univ. / Arkansas State Univ. / Iowa Central Community College
	Thomas Dowis	K	6-0	180	FR	Bogart, Ga.	North Oconee
81	Parker Driggers	WR	6-0	191	R-FR	Brantley, Ala.	Brantley
47	Grayson Easterling	K	6-0	161	R-FR	West Point, Miss.	Oak Hill Academy
33	Riely Evans	DB	6-1	170	R-FR	Courtand, Ala.	R.A. Hubbard
44	Will Evans	LB	6-2	234	SR	Haleyville, Ala.	Haleyville
	Jake Farris	DB	5-10	170	FR	Winfield, Ala.	Winfield
23	Camryn Feagins	DB	5-11	177	R-FR	Phenix City, Ala.	Central
1	Kyree Fields	DB	6-1	200	JR	Columbus, Miss.	New Hope/Hinds Community College
18	Rett Files	QB	6-4	235	R-SO	Gulf Shores, Ala.	Gulf Shores
60	Jacob Gentle	OL	6-4	277	R-SO	Florence, Ala.	Florence
95	Jbril Glaze	DL	6-3	311	JR	Tampa, Fla.	Jefferson / Hinds (Miss.) Community College
28	Gerell Green	DB	5-10	166	R-SO	Birmingham, Ala.	Huffman
61	Russ Green	OL	6-3	260	R-FR	Jasper, Ala.	Jasper
17	Joe Gurley	K/P	6-2	216	SR	Killen, Ala.	Brooks
8	Cortez Hall	WR	6-1	214	R-JR	Hoover, Ala.	Hoover
31	Lyndon Harris	S	5-10	184	R-SR	Jasper, Ala.	Walker
	Devin Harvey	WR	6-0	165	SO	Meridianville, Ala.	Hazel Green
54	Kedonis Haslem	OL	6-3	300	JR	Miami, Fla.	St. Thomas Aquinas/University of Toledo
	Nate Hayden	QB	6-1	205	R-FR	Dallas, Texas	Dallas Christian / Ouachita Baptist University
19	Kendric Haynes	LB	6-1	215	JR	Mobile, Ala.	Murphy / Holmes Community College
	Maurice Hicks	RB	5-11	220	SO	Enterprise, Ala.	Enterprise / University of the Columbians
24	Ja'Won Howell	RB	6-1	200	R-SO	Lanett, Ala.	Lanett
	Tyler Jagielski	DL	6-4	240	FR	Madison, Ala.	James Clemens
	Jonathan Jordan	CB	5-10	180	JR	Leland, Miss.	Hinds Community College
	Grayson Kelley	OL	6-6	325	FR	Homewood, Ala.	Homewood
80	Takairee Kenebrew	WR	6-3	185	R-SO	Childersburg, Ala.	Childersburg
	Ty Kirchharr	LS	5-11	240	FR	Florence, Ala.	Mars Hill Bible School
98	Colby Knoblock	DL	5-11	241	SR	Red Bay, Ala.	Red Bay
11	Andre Little	WR	5-11	174	R-JR	Anchorage, Alaska	West End

# 2020 UNA Alphabetical Roster

38	Giancarlo Margarejo	CB	6-0	175	FR	Clearwater, Fla.	Clearwater Central Catholic
99	Brodrick Martin	DE	6-5	329	R-JR	Tuscaloosa, Ala.	Northridge
76	Joe Maxwell	OL	6-6	303	R-JR	Florence, Ala.	Florence/Bowling Green State University
64	Mack McCluskey	OL	6-4	290	FR	Florence, Ala.	Mars Hill Bible School
	Roman McDonald	DL	5-11	265	FR	Birmingham, Ala.	Minor
	Phil McDuff	LB	6-1	195	FR	Tuscaloosa, Ala.	Tuscaloosa Academy
	Logan McInnish	OL	6-5	315	FR	Muscle Shoals, Ala.	Mars Hill Bible
5	Patrick McKaufman	WR	6-6	200	SR	Oklahoma City, Okla.	Douglass/Oklahoma State University
	Cameron Mitchell	OL	6-2	297	FR	Douglas, Ala.	Douglas
26	Avery Moates	WR	6-1	160	R-SO	Florence, Ala.	Wilson
	Keldan Moore	DL	5-10	235	FR	Gallatin, Tenn.	Station Camp
16	Luke Nail	QB	6-3	200	FR	Hartselle, Ala.	Danville
62	DeVaris Nalls	OL	6-2	317	SR	Fayette, Ala.	Fayette County / Murray State University
3	Jack Peavey	WR	5-8	189	SR	Oxford, Ala.	Oxford
20	Amir Postley	LB	6-2	225	SR	Philadelphia, Pa.	West Philadelphia Catholic / Los Angeles Valley Comm. College
22	Tyler Price	RB	5-9	211	R-SO	Montgomery, Ala.	Montgomery Catholic
89	Kenny Rawls	TE	6-4	233	R-FR	Franklin, Tenn.	Battle Ground Academy
32	Nate Reed	DB	5-11	208	R-SO	Florence, Ala.	Florence
79	Connor Robbins	OL	6-9	310	JR	St. Augustine, Fla.	Menendez/Georgia State University
82	E.J. Rogers	WR	6-1	173	R-FR	Wetumpka, Ala.	Wetumpka
	Slate Rucker	WR	6-0	160	FR	Madison, Ala.	Madison Academy
92	Charlie Ryan	DL	6-4	261	JR	Montgomery, Ala.	Montgomery Catholic / Georgia Military College
	Zakobe Shoulders	DL	5-10	230	R-FR	Tanner, Ala.	Tanner / Olivert Nazarene University
21	Darrell Sims	LB	6-2	220	JR	Bassfield, Miss.	Bassfield/Pearl River Community College
4	Will Singleton	CB	5-10	171	R-JR	Hoover, Ala.	Hoover
12	K.J. Smith	DB	5-11	187	GR	Perry, Ga.	Perry/Georgia
74	Noah Stern	OL	6-1	295	R-SR	Huntsville, Ala.	Huntsville
87	Corson Swan	TE	6-3	223	JR	Spanish Fort, Ala.	Spanish Fort
25	Christon Taylor	LB	6-0	226	JR	Hoover, Ala.	Hoover
97	Ryan Taylor	DL	6-2	303	R-SO	Loganville, Ga.	Grayson / Arkansas State University
35	Jakob Terry	FB	5-10	236	R-SR	Moulton, Ala.	Lawrence County
63	Nate Thompson	OL	6-2	322	R-SO	Alpharetta, Ga.	Milton
2	Ron Thompson	RB	5-6	193	SR	Bassfield, Miss.	Jefferson Davis / Pear River Community College
27	Isaiah Todd	DB	6-1	204	JR	Decatur, Ga.	Carrollton / Hutchinson (Kan.) Community College
39	Devonte Toles	DE	6-1	238	JR	Pass Christian, Miss.	Pass Christian / Jones (Miss.) Community College
34	Terrell Townsend	DE	6-4	268	SR	Pittsburg, Calif.	South San Francisco / San Jose State University
13	Cameron Turner	WR	6-0	212	R-JR	Conyers, Ga.	Rockdale County
59	A.J. Vang	OL	6-3	275	JR	Goddard, Kan.	Goddard/Butler Community College
	John Martin Wagner	TE	6-3	240	R-SO	Brookwood, Ala.	Brookwood
83	Kobe Warden	WR	5-11	160	FR	Killen, Ala.	Brooks
72	Cameron Watson	OL	6-1	315	JR	Madison, Miss.	Madison-St. Joseph's/Northwest Mississippi Community College
	Devin Weathers	DB	5-11	170	FR	Lacey's Spring, Ala.	Brewer
58	Jake Whitehead	OL	6-2	307	SR	Pisgah, Ala.	Pisgah/Dodge City (Kan.) Community College

# 2020 UNA Numerical Roster

No.	Name	Pos	Ht	Wt	Cl	Hometown	High School / Previous School
1	Kyree Fields	DB	6-1	200	JR	Columbus, Miss.	New Hope/Hinds Community College
2	Ron Thompson	RB	5-6	193	SR	Bassfield, Miss.	Jefferson Davis / Pear River Community College
3	Jack Peavey	WR	5-8	189	SR	Oxford, Ala.	Oxford
4	Will Singleton	CB	5-10	171	R-JR	Hoover, Ala.	Hoover
5	Patrick McKaufman	WR	6-6	200	SR	Oklahoma City, Okla.	Douglass/Oklahoma State University
7	Blake Dever	QB	6-3	257	R-SR	Palm Beach, Fla.	Wellington / Savannah State Univ. / Arkansas State Univ. /
6	Hayden Bryant	QB	6-0	188	SO	Brilliant, Ala.	Brilliant
8	Cortez Hall	WR	6-1	214	R-JR	Hoover, Ala.	Hoover
9	Jakobi Byrd	WR	5-8	190	R-JR	Florence, Ala.	Florence
10	Wallace Cowins, Jr.	DE	6-4	240	SR	Conyers, Ga.	Heritage / Coastal Carolina University
11	Andre Little	WR	5-11	174	R-JR	Anchorage, Alaska	West End
12	K.J. Smith	DB	5-11	187	GR	Perry, Ga.	Perry/Georgia
13	Cameron Turner	WR	6-0	212	R-JR	Conyers, Ga.	Rockdale County
14	Alonzo Craighton	DB	6-2	205	SR	Prairieville, La.	Dutchtown/Univ. of Minnesota/Nicholls State University
15	Dexter Boykin	WR	6-3	188	R-JR	Fairfield, Ala.	Fairfield
16	Luke Nail	QB	6-3	200	FR	Hartselle, Ala.	Danville
17	Joe Gurley	K/P	6-2	216	SR	Killen, Ala.	Brooks
18	Rett Files	QB	6-4	235	R-SO	Gulf Shores, Ala.	Gulf Shores
19	Kendric Haynes	LB	6-1	215	JR	Mobile, Ala.	Murphy / Holmes Community College
20	Amir Postley	LB	6-2	225	SR	Philadelphia, Pa.	West Philadelphia Catholic / Los Angeles Valley Comm. College
21	Darrell Sims	LB	6-2	220	JR	Bassfield, Miss.	Bassfield/Pearl River Community College
22	Tyler Price	RB	5-9	211	R-SO	Montgomery, Ala.	Montgomery Catholic
23	Camryn Feagins	DB	5-11	177	R-FR	Phenix City, Ala.	Central
24	Ja'Won Howell	RB	6-1	200	R-SO	Lanett, Ala.	Lanett
25	Christon Taylor	LB	6-0	226	JR	Hoover, Ala.	Hoover
26	Avery Moates	WR	6-1	160	R-SO	Florence, Ala.	Wilson
27	Isaiah Todd	DB	6-1	204	JR	Decatur, Ga.	Carrollton / Hutchinson (Kan.) Community College
28	Gerell Green	DB	5-10	166	R-SO	Birmingham, Ala.	Huffman
29	Jeffery Battle	S	5-10	186	R-SO	Birmingham, Ala.	Ramsay
30	Caleb Dawson	LB	6-1	218	R-FR	Goshen, Ala.	Goshen
31	Lyndon Harris	S	5-10	184	R-SR	Jasper, Ala.	Walker
32	Nate Reed	DB	5-11	208	R-SO	Florence, Ala.	Florence
33	Riely Evans	DB	6-1	170	R-FR	Courtland, Ala.	R.A. Hubbard
34	Terrell Townsend	DE	6-4	268	SR	Pittsburg, Calif.	South San Francisco / San Jose State University
35	Jakob Terry	FB	5-10	236	R-SR	Moulton, Ala.	Lawrence County
36	Jakob Cummings	LB	6-0	221	R-SO	Auburn, Ala.	Auburn
37	Sam Contorno	K	5-10	175	R-FR	Tuscaloosa, Ala.	Holy Spirit Catholic
38	Giancarlo Margarejo	CB	6-0	175	FR	Clearwater, Fla.	Clearwater Central Catholic
39	Devonte Toles	DE	6-1	238	JR	Pass Christian, Miss.	Pass Christian / Jones (Miss.)Community College
41	Tyler Antkowiak	DE	6-5	226	R-FR	Trussville, Ala.	Hewitt-Trussville
44	Will Evans	LB	6-2	234	SR	Haleyville, Ala.	Haleyville
47	Grayson Easterling	K	6-0	161	R-FR	West Point, Miss.	Oak Hill Academy
49	Brett Burton	LS	6-0	195	JR	Ocean Springs, Miss.	Ocean Springs/East Mississippi Community College
52	Jacorien Barnes	LB	6-1	235	JR	Port Arthur, Texas	Port Arthur Memorial/Kilgore College
54	Kedonis Haslem	OL	6-3	300	JR	Miami, Fla.	St. Thomas Aquinas/University of Toledo
55	Dawson Cazola	OL	6-2	292	R-JR	Gardendale, Ala.	Gardendale
58	Jake Whitehead	OL	6-2	307	SR	Pisgah, Ala.	Pisgah/Dodge City (Kan.) Community College
59	A.J. Vang	OL	6-3	275	JR	Goddard, Kan.	Goddard/Butler Community College
60	Jacob Gentle	OL	6-4	277	R-SO	Florence, Ala.	Florence
61	Russ Green	OL	6-3	260	R-FR	Jasper, Ala.	Jasper
62	DeVaris Nalls	OL	6-2	317	SR	Fayette, Ala.	Fayette County / Murray State University
63	Nate Thompson	OL	6-2	322	R-SO	Alpharetta, Ga.	Milton
64	Mack McCluskey	OL	6-4	290	FR	Florence, Ala.	Mars Hill Bible School
70	Nathan Brown	OL	6-4	254	R-FR	Spanish Fort, Ala.	Spanish Fort
72	Cameron Watson	OL	6-1	315	JR	Madison, Miss.	Madison-St. Joseph's/Northwest Mississippi Community College
74	Noah Stern	OL	6-1	295	R-SR	Huntsville, Ala.	Huntsville
76	Joe Maxwell	OL	6-6	303	R-JR	Florence, Ala.	Florence/Bowling Green State University
78	Christian Barnes	OL	6-4	300	JR	Ocean Springs, Miss.	Ocean Springs/Jones College
79	Connor Robbins	OL	6-9	310	JR	St. Augustine, Fla.	Menendez/Georgia State University

## 2020 UNA Numerical Roster

80	Takairee Kenebrew	WR	6-3	185	R-SO	Childersburg, Ala.	Childersburg
81	Parker Driggers	WR	6-0	191	R-FR	Brantley, Ala.	Brantley
82	E.J. Rogers	WR	6-1	173	R-FR	Wetumpka, Ala.	Wetumpka
83	Kobe Warden	WR	5-11	160	FR	Killen, Ala.	Brooks
87	Corson Swan	TE	6-3	223	JR	Spanish Fort, Ala.	Spanish Fort
88	Eli Cazola	TE	6-3	243	R-SO	Gardendale, Ala.	Gardendale
89	Kenny Rawls	TE	6-4	233	R-FR	Franklin, Tenn.	Battle Ground Academy
90	Dakari Bickham	DE	6-3	250	JR	Grand Rapids, Mich.	East Grand Rapids/Arizona Western/Univ. of Texas El Paso
91	Mike Boykin	DE	6-6	290	SR	Carrollton, Ga.	Carrollton/Mississippi Gulf Coast CC/Louisville/Tennessee State
92	Charlie Ryan	DL	6-4	261	JR	Montgomery, Ala.	Montgomery Catholic / Georgia Military College
93	Khamari Brown	DL	6-1	299	R-SO	Hoover, Ala.	Hoover
94	Drew Beddingfield	DL	6-2	248	R-SO	Elkmont, Ala.	West Limestone
95	Jbril Glaze	DL	6-3	311	JR	Tampa, Fla.	Jefferson / Hinds (Miss.) Community College
97	Ryan Taylor	DL	6-2	303	R-SO	Loganville, Ga.	Grayson / Arkansas State University
98	Colby Knoblock	DL	5-11	241	SR	Red Bay, Ala.	Red Bay
99	Brodrick Martin	DE	6-5	329	R-JR	Tuscaloosa, Ala.	Northridge
	Bryce Austin	DB	5-11	168	R-FR	Columbus, Ga.	Columbus
	Adrian Berry	LB	6-0	202	JR	Lawrenceburg, Tenn.	Lawrence County
	Mason Boswell	RB	6-0	191	R-FR	Adairsville, Ga.	Adairsville
	Montrell Campbell	DB	6-0	172	SO	Madison, Ala.	Madison Academy/Olivet Nazarene University
	Jaxton Carson	RB	5-8	221	JR	Phenix City, Ala.	Central
	Zapheth Cunningham	LB	6-1	208	JR	Pinson, Ala.	Pinson Valley/Union College
	Jacob Dendy	RB	5-11	205	R-FR	Albertville, Ala.	Albertville / Harding University
	Thomas Dowis	K	6-0	180	FR	Bogart, Ga.	North Oconee
	Jake Farris	DB	5-10	170	FR	Winfield, Ala.	Winfield
	Devin Harvey	WR	6-0	165	SO	Meridianville, Ala.	Hazel Green
	Nate Hayden	QB	6-1	205	R-FR	Dallas, Texas	Dallas Christian / Ouachita Baptist University
	Maurice Hicks	RB	5-11	220	SO	Enterprise, Ala.	Enterprise / University of the Cumberlands
	Tyler Jagielski	DL	6-4	240	FR	Madison, Ala.	James Clemens
	Jonathan Jordan	CB	5-10	180	JR	Leland, Miss.	Hinds Community College
	Grayson Kelley	OL	6-6	325	FR	Homewood, Ala.	Homewood
	Ty Kirchharr	LS	5-11	240	FR	Florence, Ala.	Mars Hill Bible School
	Roman McDonald	DL	5-11	265	FR	Birmingham, Ala.	Minor
	Phil McDuff	LB	6-1	195	FR	Tuscaloosa, Ala.	Tuscaloosa Academy
	Logan McInnish	OL	6-5	315	FR	Muscle Shoals, Ala.	Mars Hill Bible
	Cameron Mitchell	OL	6-2	297	FR	Douglas, Ala.	Douglas
	Keldan Moore	DL	5-10	235	FR	Gallatin, Tenn.	Station Camp
	Slate Rucker	WR	6-0	160	FR	Madison, Ala.	Madison Academy
	Zakobe Shoulders	DL	5-10	230	R-FR	Tanner, Ala.	Tanner / Olivert Nazarene University
	John Martin Wagner	TE	6-3	240	R-SO	Brookwood, Ala.	Brookwood
	Devin Weathers	DB	5-11	170	FR	Lacey's Spring, Ala.	Brewer

# UNA Player Pronunciation Guide

## Pronunciations

- 1 Ky-REE Fields
- 5 Patrick Mac-cough-man
- 7 Blake DE-ver (like beaver)
- 13 a-meer Postley
- 20 Avery Mow-ts
- 23 Ka-my-in Fay-gins
- 24 Ja-won Howell
- 37 Sam Con-tor-no
- 39 De-von-tay Tolls
- 41 Tyler Ant-co-we-ack
- 54 Key-Donis Has-lum
- 55 Dawson Ka-Zol-a
- 59 A.J. Vang (like fang)
- 62 De-var-is Nawlls
- 80 Ta-ky-ree Ken-a-brew
- 88 Eli Ka-Zol-a
- 90 Da-car-E Bick-um
- 93 Ka-mar-E Brown
- 95 Ja-bril Glaze
- 98 Colby Nob-Lock
- 99 Brod-rick Martin

# 2020 North Alabama Quick Facts

## GENERAL

NAME OF SCHOOL: University of North Alabama  
 CITY/ZIP: Florence, Alabama 35632  
 FOUNDED: 1830  
 ENROLLMENT: 8,000  
 NICKNAME: Lions  
 SCHOOL COLORS: Purple and Gold  
 FACILITY: Braly Municipal Stadium  
     capacity: 14,215  
 AFFILIATION: Football Championship Subdivision (FCS)  
 CONFERENCE: Big South  
 PRESIDENT: Dr. Ken Kitts  
 ATHLETIC DIRECTOR: Mark Linder  
     alma mater: Wayne State (Neb.)  
     office phone: (256) 765-4397  
 FACULTY ATHLETIC REPRESENTATIVE: Dr. Jeffery Ray  
     office phone: (256) 765-4933  
 TICKET MANAGER: Janae Lyde  
     ticket office: (256) 765-5466  
 FOOTBALL TRAINER: Josh Penny  
     office phone: (256) 765-4563  
 ATHLETIC DEPT. FAX: (256) 765-4685

## HISTORY

ALL-TIME RECORD: 476-279-16  
 CONFERENCE CHAMPIONSHIPS: 1960, 1961, 1962, 1963, 1980, 1983, 1985, 1993, 1994, 1995, 2003, 2006, 2009, 2013, 2014, 2015, 2016  
 NCAA PLAYOFFS: 1980, 1983, 1985, 1990, 1992, 1993, 1994, 1995, 1997, 2003, 2005, 2006, 2007, 2008, 2009, 2010, 2011, 2013, 2014, 2015, 2016  
 NCAA DIVISION II NATIONAL CHAMPIONSHIPS: 1993, 1994, 1995

## SPORTS INFORMATION

SPORTS INFO. DIRECTOR: Jeff Hodges  
     office phone: (256) 765-4595  
     home phone: (256) 766-7572  
     email: sportsinformation@una.edu  
 ASST. SID: Shane Herrmann  
     office: (256) 765-4895  
     email: msherrmann@una.edu  
 SPORTS INFO. FAX: (256) 765-4659  
 WEB SITE: www.roarlions.com  
 SID MAILING ADDRESS: UNA Box 5038  
     Florence AL 35632-0001  
 OVERNIGHT MAIL: University of North Alabama  
     One Champions Way  
     Self Field House 221  
     Florence AL 35632-0001

## COACHING STAFF

HEAD COACH: Chris Willis  
     alma mater: Delta State (1998)  
     record at UNA: 16-18 (4th Year)  
     collegiate record: 16-18 (4th Year)  
     office phone: (256) 765-4634  
     best time to call: mornings

### ASSISTANT COACHES:

Co-Offensive Coordinator/Pass Game Coordinator/Quarterbacks: Tyler Rice (Murray State, 2016)  
 Co-Offensive Coordinator/Run Game Coordinator/Offensive Line: Zach Lisko (Arkansas State, 2012)  
 Receivers/Recruiting Coordinator: Colby Ellis (Oklahoma State 2013)

### Assistant Head Coach/Defensive Coordinator/:

Steadman Campbell (Arkansas, 2002)  
 Defensive Backs/Equipment: Blake Farris (North Alabama, 2007)  
 Linebackers/Camp Coordinator: Gabe Poe (West Alabama, 2012)  
 Defensive Line: Cordell Upshaw (Southern Arkansas, 2009)

Head Strength Coach: Steve Herring (North Alabama 1985)

### GRADUATE ASSISTANT COACHES:

Running Backs: Zach Crisler (Arkansas State, 2017)  
 Linebackers: Elijah Haggard (Tennessee-Martin)  
 Director of Football Operations: Austin Yarbrough

Quarterbacks Student Assistant: Ethan Truitt

Defensive Line Volunteer Assistant: Robert Beacham

Specialist Volunteer: Mike King (West Alabama, 1974)

Head Equipment: Logan Liddie

## TEAM INFORMATION

RECORD LAST YEAR: 4-7  
 CONFERENCE RECORD/FINISH: NA

### OFFENSIVE LETTERMEN

RETURNING 23  
 LOST 11

### DEFENSIVE LETTERMEN

RETURNING 20  
 LOST 10

### SPECIAL TEAMS LETTERMEN

RETURNING 1  
 LOST 1

### TOTAL LETTERMEN

RETURNING 44  
 LOST 22

### OFFENSIVE STARTERS

RETURNING 6  
 LOST 5

### DEFENSIVE STARTERS

RETURNING 7 - includes one from 2018  
 LOST 5

### SPECIALTY STARTERS

RETURNING 1  
 LOST 1

### TOTAL STARTERS

RETURNING 14  
 LOST 11

# 2020 North Alabama Quick Facts

## Entering 2020

- \* **66 Total Lettermen in 2019**
- \* **52 Returning Lettermen** (includes one from 2018)
- \* **15 Lettermen Lost**
- \* **Returning Starters (6 offense, 8 defense, 1 special teams)**

## STARTERS

### OFFENSIVE STARTERS RETURNING- 6

WR Dexter Boykin  
WR Jakobi Byrd  
WR Cortez Hall  
WR Andre Little  
OL Noah Stern  
OL Jake Whitehead

### OFFENSIVE STARTERS LOST - 5

QB Christian Lopez  
RB Terence Humphrey  
OL Zach Davis  
OL Cody Mann  
OL Ethan McMullan

### DEFENSIVE STARTERS RETURNING - 8

DL Devonte Toles  
DL Wallace Cowins, Jr.  
DL Brodrick Martin  
LB Will Evans  
\*LB Christon Taylor (Starter in 2017 & 2018)  
DB Will Singleton  
DB K.J. Smith  
DB Jeffery Battle

### DEFENSIVE STARTERS LOST - 4

DB A.J. Bracey  
DB D'Andre Hart  
LB Jalen Dread  
DL Brady Owensby

### SPECIALTY STARTERS RETURNING - 1

P/PK Joe Gurley

### SPECIALTY STARTERS LOST - 1

LS Austin Underwood

# 2020 North Alabama Quick Facts

## RETURNING STATISTICAL LEADERS FROM 2019

<b>PASSING</b>	<b>Comp-Att-Int</b>	<b>Yards</b>	<b>TD</b>
Blake Dever	35-54-1	429	1

<b>RUSHING</b>	<b>Att</b>	<b>Yards</b>	<b>Avg</b>	<b>TD</b>
Ja'Won Howell	18	102	5.7	0
Ron Thompson	35	76	2.2	1
Jaxton Carson	68	248	3.6	3

- injured, out for season

<b>RECEIVING</b>	<b>No.</b>	<b>Yards</b>	<b>TD</b>
Jakobi Byrd	46	572	2
Andre Little	43	650	4
Dexter Boykin	38	704	6
Cortez Hall	26	549	3
Jaxton Carson	10	112	1
Corson Swan	8	183	1
Ja'Won Howell	6	80	0
Jack Peavey	4	70	0

<b>DEFENSE</b>	<b>UT</b>	<b>AT</b>	<b>TT</b>	<b>TFL-YDS</b>	<b>SACK-YDS</b>	<b>INT/YDS</b>	<b>PD</b>	<b>FR-FF</b>
Christion Taylor	31	31	62	9.5-29	2.5-16	0-0	1	2-2
Wallace Cowins	32	34	66	12.0-36	2.0-10	0-0	4	1-0
Jeffery Battle	34	21	55	1.0-2	0.0-0	1- -2	0	0-0
K.J. Smith	32	22	54	1.5-1	0.0-0	2-10	8	1-0
Will Evans	27	22	49	5.0-28	3.0-21	0-0	1	0-0
Brodrick Martin	21	22	43	4.5-16	2.0-7	0-0	2	0-0
Devonte Toles	19	19	38	4.5-18	2.0-14	0-0	0	1-0
Kendrick Haynes	17	17	34	1.0-1	0.0-0	0-0	0	0-0
Jakob Cummings	15	14	29	0.0-0	0.0-0	0-0	0	0-0
Will Singleton	20	9	29	3.0-13	1.0-5	0-0	3	0-0
Jbril Glaze	9	10	19	1.0-3	0.0-0	0-0	0	0-0
Amir Postley	9	9	18	0.5-0	0.0-0	0-0	0	1-0

# 2020 UNA Players by State

## 104 Total Players

\* **Players from 13 States**

\* **36 Out-of-State Players**

\* **68 Alabama Players**

### ALABAMA

Jacob Dendy                    Albertville  
 Jakob Cummings            Auburn  
 Jeffery Battle                Birmingham  
 Gerell Green                 Birmingham  
 Roman McDonald            Birmingham  
 Goodwin Tidwell            Birmingham  
 Parker Driggers              Brantley  
 Hayden Bryant               Brilliant  
 John Martin Wagner        Brookwood  
 Takairee Kenebrew        Childersberg  
 Riely Evans                    Courtland  
 Cameron Mitchell            Douglas  
 Drew Beddingfield         Elkmont  
 Maurice Hicks                Enterprise  
 Dexter Boykin                 Fairfield  
 DaVaris Nalls                 Fayette  
 Jakobi Byrd                    Florence  
 Jacob Gentle                  Florence  
 Ty Kirchharr                  Florence  
 Joe Maxwell                   Florence  
 Mack McCluskey             Florence  
 Avery Moates                 Florence  
 Nate Reed                      Florence  
 Eli Cazola                     Gardendale  
 Dawson Cazola               Gardendale  
 Caleb Dawson                Goshen  
 Rhett Files                     Gulf Shores  
 Will Evans                     Haleyville  
 Luke Nail                       Hartselle  
 Grayson Kelley              Homewood  
 Khamari Brown               Hoover  
 Cortez Hall                    Hoover  
 Will Singleton                Hoover  
 C.J. Sturdivant               Hoover  
 Christon Taylor               Hoover  
 Noah Stern                    Huntsville  
 Russ Green                    Jasper  
 Lyndon Harris                Jasper  
 Joe Gurley                     Killen  
 Kobe Warden                  Killen  
 Devin Weathers               Lacey's Spring  
 Ja'Won Howell                Lanett  
 Montrell Campbell           Madison  
 Tyler Jagielski                Madison  
 Slate Rucker                  Madison  
 Devin Harvey                 Meridianville  
 Kendric Haynes               Mobile  
 Tyler Price                    Montgomery

Charlie Ryan                    Montgomery  
 Jakob Terry                    Moulton  
 Logan McInnish               Muscle Shoals  
 Jack Peavey                    Oxford  
 Jaxton Carson                 Phenix City  
 Camylen Feagins              Phenix City  
 Zapeth Cunningham         Pinson  
 Jake Whitehead               Pisgah  
 Colby Knoblock               Red Bay  
 Nathan Brown                 Spanish Fort  
 Corson Swan                  Spanish Fort  
 Zakobe Shoulders             Tanner  
 Tyler Antkowiak               Trussville  
 Sam Contorno                 Tuscaloosa  
 Brodrick Martin               Tuscaloosa  
 Phil McDuff                    Tuscaloosa  
 E.J. Rogers                    Wetumpka  
 Jake Farris                     Winfield

### Alaska

Andre Little                    Anchorage

### California

Terrell Townsend              Pittsburg

### Florida

Giancarlo Margarejo        Clearwater  
 Kedonis Haslam               Miami  
 Connor Robbins              St. Augustine  
 Jbril Glaze                    Tampa  
 Blake Dever                    Wellington

### Georgia

Mason Boswell                Adairsville  
 Thomas Dowis                 Bogart  
 Mike Boykin                    Carrollton  
 Bryce Austin                  Columbus  
 Wallace Cowins, Jr.         Conyers  
 Cam Turner                     Conyers  
 Isaiah Todd                    Decatur  
 Ryan Taylor                    Loganville  
 Nate Thompson                Milton  
 K.J. Smith                      Perry

### Kansas

A.J. Vang                        Goddard

### Louisiana

Alonzo Craighton              Prairieville

### Michigan

Dakari Bickham                Grand Rapids

### Mississippi

Darrell Sims                    Bassfield

Ron Thompson                 Bassfield  
 Kyree Fields                    Columbus  
 Jonathan Jordan                Leland  
 Cameron Watson                Madison  
 Christian Barnes                Ocean Springs  
 Brett Burton                    Ocean Springs  
 Devonte Toles                 Pass Christian  
 Grayson Easterling            West Point

### Oklahoma

Patrick McKaufman            Oklahoma City

### Pennsylvania

Amir Postley                    Philadelphia

### Tennessee

Kenny Rawls                    Franklin  
 Keldan Mooer                 Gallatin  
 Adrian Berry                  Lawrenceburg

### Texas

Nate Hayden                    Dallas  
 Jacorien Barnes                Port Arthur

# UNA Head Coach Chris Willis



**CHRIS WILLIS**  
Head Coach

After helping lead the University of North Alabama to 12 playoff appearances and seven conference championships in his 15 seasons on the coaching staff, Chris Willis was named as the 10th head football coach in UNA history on December 22, 2016.

In his first season leading the UNA program, Willis and the Lions faced Division II's toughest schedule and overcame a rash of key injuries to emerge with a 5-5 overall record and a 5-3 Gulf South Conference mark. Despite playing six NCAA playoff teams on its 10-game schedule, UNA boasted one of the nation's premier defensive units in 2017.

In 2018, Willis and the Lions followed with a strong 7-3 record in the team's first season as a member of the Division I Football Championship Subdivision. UNA opened the season with a 34-30 road win at Southern Utah in the Lions' first game as an FCS member and the Lions followed with a 25-20 road win at state rival Alabama A&M. UNA closed the 2018 season with four consecutive wins.

Last season, the Lions again faced a rugged schedule, taking on four nationally ranked teams on the road. UNA lost three games by a touchdown or less on the way to a 4-7 record but the Lions were 3-4 against Big South Conference teams and would have finished fourth in the league if they were eligible to rank.

An assistant coach at North Alabama under Mark Hudspeth, Terry Bowden and Bobby Wallace, Willis served the Lions as defensive coordinator from 2012-16 and directed defensive efforts that helped UNA become the first school in Gulf South Conference history to win four straight league championships. In 2016 the Lions were No. 1 in Division II in passing efficiency defense,

third in scoring defense, fourth in interceptions and 20th in total defense as UNA went 11-2 and reached the national championship game.

A 1998 graduate of Delta State University, Willis initially joined the UNA staff in 2002 under Mark Hudspeth and coached tight ends. He then coached runningbacks in 2003 before moving to the defensive secondary from 2004-11. Wallace elevated Willis to defensive coordinator in 2012 and also assistant head coach. Willis also served as UNA's recruiting coordinator from 2002 to 2005.

As a student-athlete, Willis spent two years at Itawamba Community College on a football/baseball scholarship. He was a pitcher on the baseball team that claimed the


school's first state championship in 1993. He was quarterback at Aberdeen (Miss.) High School where, in 1990, he led his team to the third round of the playoffs as the team posted a school best 12-1 record. In his last two seasons at Aberdeen, he quarterbacked the Bulldogs to a 20-2 record before his graduation in 1992.

Willis received his Bachelor's Degree in Education in 1998 from Delta State and his Master's Degree in Education in 1999 from Delta State. While at DSU, he also taught in the Health, Physical Education and Recreation Department.

Born on February 2, 1974, Willis is married to the former Tara Beausoliel of Greenville, Miss. They have three sons, Beau (12), Cody (10) and Drew (6).

## WILLIS COACHING SUPERLATIVES

- 22nd Season as a Collegiate Coach
- 13 NCAA Playoff Appearances
- Eight Conference Championships
- One National Championship



# UNA Head Coach Chris Willis

## Willis at UNA Year-By-Year

\* In 2002 Willis joined the UNA staff under Mark Hudspeth and served as tight ends coach and recruiting coordinator.

\* In 2003, while helping lead the Lions to a 13-1 record that included a Gulf South Conference title and an NCAA playoff appearance, Willis coached a tandem of All-GSC running backs in Demarcus Blount and Randy Vickers. He also served as director of football operations.

\* In 2004 he moved to defense and coached the outside linebackers. That season he coached All-GSC and Academic All-GSC performer Jay Snipes.

\* North Alabama went 11-3 in 2005 and again reached the semifinals of the Division II playoffs. The Lion defense ranked among the Division II national leaders in every category, including ranking 18th in scoring defense and total defense. The Lions also picked off 21 passes and ranked ninth nationally in turnover margin.

\* In 2006 UNA was 11-1, won a GSC title and advanced to the quarterfinals of the Division II playoffs. On that team, Willis coached All-GSC and All-South Region pick Derrell Ashford.

\* During the 2007 season the Lions were 10-2 and advanced to the quarterfinals of the Division II playoffs and UNA safety Craig Fox was named to numerous Division II All-American teams.

\* In 2008 UNA was 12-2 and reached the semifinals of the Division II playoffs. The Lions' defense led Division II with 32 interceptions and three members of the UNA secondary, David Raymond, Darron Dampier and Bobby Brooks, earned All-GSC honors. Raymond and Dampier were also all-region and Raymond was named to several All-American teams.

\* In 2009 the Lions were 11-2 under head coach Terry Bowden and won a GSC championship and advanced to the quarterfinals of the Division II playoffs with Willis as co-defensive coordinator. UNA was sixth in the nation in pass efficiency defense and 11th in scoring defense. The Lions were also 11th in turnover margin. UNA's secondary also placed four players on the All-GSC team: Quinton Andrews, Jason Tate, J.J. Johnson and Chad Daniel. Tate and Andrews were also all-region picks and Andrews made the D2football.com All-America team.

## Willis Coaching Positions

<i>Yrs</i>	<i>Position</i>	<i>School</i>
1999	Assistant Coach/Secondary/Recruiting Coordinator	Delta State
2000	Assistant Coach/Quarterbacks/Recruiting Coordinator	Delta State
2001	Assistant Coach/Quarterbacks/Recruiting Coordinator	Delta State
2002	Assistant Coach/Tight Ends/ Recruiting Coordinator	North Alabama
2003	Assistant Coach/Running Backs/ Recruiting Coordinator	North Alabama
2004	Assistant Coach/Outside Linebackers/Recruiting Coordinator	North Alabama
2005	Assistant Coach/Defensive Backs/Recruiting Coordinator	North Alabama
2006	Assistant Coach/Defensive Backs	North Alabama
2007	Assistant Coach/Defensive Backs	North Alabama
2008	Assistant Coach/Defensive Backs/Assistant Head Coach	North Alabama
2009	Co-Defensive Coordinator/Defensive Backs/Assistant Head Coach	North Alabama
2010	Co-Defensive Coordinator/Defensive Backs/Assistant Head Coach	North Alabama
2011	Co-Defensive Coordinator/Defensive Backs/Assistant Head Coach	North Alabama
2012	Defensive Coordinator	North Alabama
2013	Defensive Coordinator	North Alabama
2014	Defensive Coordinator	North Alabama
2015	Defensive Coordinator	North Alabama
2016	Defensive Coordinator/Assistant Head Coach	North Alabama
2017	Head Coach	North Alabama
2018	Head Coach	North Alabama
2019	Head Coach	North Alabama
2020	Head Coach	North Alabama

## Willis Year-by-Year Coaching Results

<i>Yrs</i>	<i>Position</i>	<i>School</i>	<i>Conference Titles</i>	<i>Post-Season</i>
1999	Delta State	6-4		
2000	Delta State	14-1	GSC Champions	Division II National Champions
2001	Delta State	7-3		
2002	North Alabama	4-7		
2003	North Alabama	13-1	GSC Champions	Division II Semifinals
2004	North Alabama	5-5		
2005	North Alabama	11-3		Division II Semifinals
2006	North Alabama	11-1	GSC Champions	Division II Second Round
2007	North Alabama	10-2		Division II Second Round
2008	North Alabama	12-2		Division II Semifinals
2009	North Alabama	11-2	GSC Champions	Division II Second Round
2010	North Alabama	9-4		Division II Second Round
2011	North Alabama	9-3		Division II Second Round
2012	North Alabama	5-5		
2013	North Alabama	10-3	GSC co-Champions	Division II Quarterfinals
2014	North Alabama	9-2	GSC co-Champions	Division II First Round
2015	North Alabama	9-3	GSC co-Champions	Division II Second Round
2016	North Alabama	11-2	GSC Champions	Division II Finalist
2017	North Alabama	5-5		
<b>Division I FCS</b>				
2018	North Alabama	7-3		
2019	North Alabama	4-7		
2020	North Alabama	0-3		

# UNA Head Coach Chris Willis

\* In 2010 the Lions went 9-4 and advanced to the second round of the Division II playoffs. Defensive back Chad Daniel earned All-GSC, All-Super Region 2 and All-American honors. In addition, UNA was ranked third nationally in interceptions (22), third in turnovers gained (41) and sixth in scoring defense (14.7) and 10th in passing efficiency defense.

\* Willis coached the secondary in 2011, in addition to serving the team as assistant head coach. North Alabama was 9-3 in 2011 and again reached the second round of the playoffs. UNA defensive backs Rod Woodson and Janoris Jenkins were All-GSC selections and Jenkins also earned all-region and All-American honors.

\* Bobby Wallace returned to UNA as head coach in 2012 and Willis was elevated to defensive coordinator. That 2012 UNA defense produced two All-Americans in linebacker Tavarius Wilson and defensive back Caleb Massey. The Lions also recorded two shutouts and held four teams to two touchdowns or less.

\* In 2013 the UNA defense produced three All-Americans in linebacker Tavarius Wilson, defensive lineman Taylor Carney and defensive back Caleb Massey. Wilson was named Division II National Defensive Player of the Year by Beyond Sports Network and was selected as Super Region 2 Defensive Player of the Year by both Daktronics and Don Hansen.

\* In 2014 the UNA defense produced five All-GSC performers and ranked 18th nationally in scoring defense (19.2) and 13th in passing efficiency defense. The Lions went 9-2, won a share of the GSC crown and advanced to the Division II playoffs. The UNA defense led Division II with 29 interceptions and 39 turnovers gained. The Lions also ranked 18th in pass efficiency defense, 21st in scoring defense and ninth in turnover margin.

\* The 2015 UNA defense had five All-GSC selections and an All-American in safety Floyd Jones. The Lions finished 10th in passing efficiency defense in the nation (101.15) and 13th in red zone defense (74.2). UNA was 9-3 and won a share of a third straight GSC championship and advanced to the second round of the Division II playoffs.

\* In 2016 the Lions went 11-2, won an unprecedented fourth straight Gulf South Conference championship and advanced to the NCAA Division II National Championship Game. UNA ranked first nationally in pass efficiency defense (90.50), third in scoring defense (14.5), fourth in interceptions (23), 12th in turnover margin and 20th in total defense.

\* In his first season leading the UNA program, Willis and the Lions faced Division II's toughest schedule and overcame a rash of key injuries to emerge with a 5-5 overall record and a 5-3 Gulf South Conference mark. Despite playing six NCAA playoff teams on

its 10-game schedule, UNA boasted one of the nation's premier defensive units in 2017.

\* In 2018, Willis led the UNA program into Division I FCS status and the Lions responded with a solid 7-3 record. UNA opened the season with a 34-30 road win over defending Big Sky Conference Champion Southern Utah and followed with a road win over Alabama A&M for back-to-back FCS wins. The 2018 Lions lost just nine total turnovers all season, setting a school single season record. UNA also closed the season with four straight wins.

\* In 2019, the Lions went 4-7 but faced four nationally ranked teams on the road and lost three games by a touchdown or less.

## Willis at Delta State

\* Prior to coming to UNA, Willis served as recruiting coordinator and coached numerous positions at Delta State University for three years. He joined the DSU staff in 1999 under Steve Campbell as a graduate assistant. In 2000 the Statesmen won the NCAA Division II National Championship at Braly Stadium, with Willis working along side former UNA Head Coach Mark Hudspeth with the running backs and quarterbacks. In 2001, he worked with then DSU offensive coordinator Cody Gross.



# UNA Football Coaching History

## All-time UNA Head Football Coaches (1949-2019)

Coach	Years	Record	Winning Pct.	Playoff Appearances
Hal Self	1949-69	109-81-8	57.1	
Durell Mock	1970-72	8-24-0	25.0	
Mickey Andrews	1973-76	18-21-1	46.2	
Wayne Grubb	1977-87	84-33-6	70.7	3
Bobby Wallace	1988-97	82-36-1	69.3	6
Bill Hyde	1998-2001	20-21	48.7	
Mark Hudspeth	2002-08	66-21	75.8	5
Terry Bowden	2009-11	29-9	76.3	3
Bobby Wallace	2012-16	44-15	74.6	4
Chris Willis	2017-	16-18	47.0	

## Winningest Coaches in University of North Alabama History By Wins

Wins	Years	Record	Pct
126 - Bobby Wallace	1988-97, 2012-16	15 years	126-51-1 71.1
109 - Hal Self	1949-69	21 years	109-81-8 57.0
84 - Wayne Grubb	1977-87	11 years	84-33-6 70.7
66 - Mark Huspeth	2002-08	7 years	66-21-0 75.9
29 - Terry Bowden	2009-11	3 years	29-9-0 76.3
20 - Bill Hyde	1998-01	4 years	20-21-0 48.8
18 - Mickey Andrews	1973-76	4 years	18-21-1 46.3
16 - Chris Willis	2017-	4 years	16-18-0 47.0
8 - Durell Mock	1970-72	3 years	8-24-0 25.0

## Winningest Coaches in University of North Alabama History By Percentage

Wins	Years	Record	Pct
29 - Terry Bowden	2009-11	3 years	29-9-0 76.3
66 - Mark Huspeth	2002-08	7 years	66-21-0 75.9
126 - Bobby Wallace	1988-97, 2012-16	15 years	126-51-1 71.1
84 - Wayne Grubb	1977-87	11 years	84-33-6 70.7
109 - Hal Self	1949-69	21 years	109-81-8 57.0
20 - Bill Hyde	1998-01	4 years	20-21-0 48.8
16 - Chris Willis	2017-	4 years	16-18-0 47.0
18 - Mickey Andrews	1973-76	4 years	18-21-1 46.3
8 - Durell Mock	1970-72	3 years	8-24-0 25.0

## Winningest Coaches in Gulf South Conference History

Wins	Years	Record
<b>152 - Bobby Wallace, North Alabama/UWA</b>	<b>1988-97, 2006-10, 2012-16</b>	<b>152-81-1</b>
122 - John Williams, Mississippi College	1972-90	122-78-4
89 - Steve Mullins, Arkansas Tech	1997-10	89-61-0
<b>82 - Wayne Grubb, North Alabama</b>	<b>1977-87</b>	<b>82-35-6</b>
76 - Chris Hatcher, Valdosta State	2000-06	76-12-0

# The Last Time

## NORTH ALABAMA

### Kickoff Return for a Touchdown:

November 2, 2019 -  
Andre Little 94 yards vs. Campbell

### Punt Return for a Touchdown:

October 15, 2016 -  
Philbert Martial 55 yards vs. Shorter

### Interception Return for a

#### Touchdown:

October 19, 2019  
Jalen Dread vs. Charleston Southern (62 yards)

### Fumble Return for a Touchdown:

September 17, 2016  
Eddqueron Harris 28 yards vs. Valdosta State

### UNA Blocked a Punt:

November 16, 2019  
by Jakob Terry vs. Gardner-Webb.  
Terry also blocked a punt on Nov. 9, 2019 at  
Monmouth.

### UNA Blocked a Field Goal:

November 7, 2020  
Mike Boykin at Southern Mississippi

### UNA Blocked an Extra Point:

September 28, 2019  
Brady Owensby vs. Presbyterian

### UNA was Held Scoreless:

October 14, 2010  
5-0 by Valdosta State. Snapped a streak of  
having scored in 107 consecutive games dating  
back to November 3, 2001. The Lions have  
scored in their last 112 consecutive games to  
date. UNA has not been shutout in its 33 FCS  
era games.

### UNA was Held Scoreless at Braly:

October 14, 2010  
5-0 by Valdosta State. Snapped a streak of  
having scored in 75 consecutive home games  
dating back to October 4, 1997. The Lions have  
scored in their last 53 consecutive home games.

### UNA's Last Game Without a Turnover:

November 2, 2019 vs. Campbell

### UNA Recorded a Safety:

November 2, 2019 -  
vs. Campbell

### UNA Recorded Defensive PAT:

October 5, 2019  
A.J. Bracey returned a bad snap on an extra-  
point attempt by Hampton for a defensive PAT

### 300 Yards Rushing:

October 17, 2015 vs. UNC Pembroke - 321

### 400 Yards Rushing:

Nov. 13, 1999 at West Alabama - 402

### 500 Yards Rushing:

Sept. 27, 1997 at Arkansas Tech - 520

### 400 Yards Passing:

November 14, 2015 vs. West Alabama - 452

### 500 Yards Passing:

November 22, 2014 vs. Valdosta State - 511

### 600 Yards Total Offense:

November 8, 2014 vs. Shorter - 620

### 700 Yards Total Offense:

Sept. 25, 2008 vs. Harding - 705

## OPPONENTS

### Kickoff Return for a Touchdown:

November 12, 2011 -  
Matt Pierce of Valdosta State, 96 yards

### Punt Return for a Touchdown:

September 7, 2019 -  
74 yards by Jerry Louis-McGee of Montana

### Interception Return for a Touchdown:

September 22, 2018  
Jabril Cox of North Dakota State, 43 yards off  
Chris Weaver

### Fumble Return for a Touchdown:

September 16, 2017  
Josh Ealy of Valdosta State, returned 38 yards

### Blocked a UNA Punt:

August 29, 2019 by Western Illinois off Joe  
Gurley

### Returned a Blocked UNA Punt for TD:

August 29, 2019 by Western Illinois off Joe  
Gurley

### Blocked a UNA Field Goal:

Chandler Carrera blocked by Central  
Washington, October 21, 2017

### Blocked a UNA Extra Point:

September 16, 2017  
by Valdosta State on Chandler Carrera

### Recorded Defensive PAT against UNA:

October 5, 2019, Hampton returned a two-point  
conversion attempt by UNA for a defensive PAT.

### UNA Held an Opponent Scoreless:

October 15, 2016 - 45-0 vs. Shorter

### Opponent's Last Game Without a Turnover:

September 21, 2019 by Jacksonville State

### UNA Was Victim of a Safety:

September 28, 2019 by Presbyterian

### UNA Defense Allowed 300 Yards

**Rushing:**  
November 22, 2014 - 395 by Valdosta State

### UNA Defense Allowed 400 Yards

**Passing:**  
401 by Azusa Pacific on Sept. 22, 2018. It  
was only the fourth time in school history that  
any team has passed for more than 400 yards  
against UNA.

### UNA Defense Allowed 600 Total Yards:

November 22, 2014 vs. Valdosta State - 629.  
The only other times UNA has ever allowed  
more than 600 yards -  
601 to Jacksonville State in 1971  
648 to Valdosta State on Oct. 28, 2000  
659 by Valdosta State on Oct. 27, 2001  
602 by Delta State on Sept. 21, 2012

## UNA INDIVIDUALS

### PASSING

#### 300 Passing Yards in a Game

November 16, 2019  
Christian Lopez vs. Gardner-Webb (446 yds)

### RUSHING

#### 100 Yards Rushing in a Game

September 14  
Terence Humphrey vs. Alabama A&M  
123 yards on 15 carries

#### 200 Yards Rushing in a Game

October 21, 2000 vs. Harding (A)  
Tyler Peterson 200 yards, 20 att.  
Previous was Oct. 21, 1995 by A.J. Lamar vs.  
Henderson State - 216 yards, 18 att.

#### Two players with 100 Yards Rushing in Same Game

November 25, 2006 vs. Newberry  
A.J. Milwee 112 yards, 19 att.  
Anthony Merritt 103 yards, 6 att.

### RECEIVING

#### 100 Yards Receiving in a Game

November 16, 2019 at Gardner-Webb  
Andre Little, 9 catches for 183 yards  
Dexter Boykin, 9 catches for 125 yards  
**Two Players with 100 yards receiving in same game:**  
November 16, 2019 at Gardner-Webb  
Andre Little, 9 catches for 183 yards  
Dexter Boykin, 9 catches for 125 yards

### RETURNS

#### Two Kick Return TDs in a Game

September 17, 2005  
Anthony Merritt vs. Delta State  
88-yard Punt Return  
82-yard Kickoff Return  
PREVIOUS . . . October 24, 1998 -  
Corey Harris at Henderson State.  
88-yard Kickoff Return  
54-yard Punt Return

#### Two Defensive Return TDs in a Game

September 6, 2003 -  
Terrance Walden vs. Stillman  
27-yard Interception Return  
64-yard Fumble Return

## OPPONENTS

### RUSHING

#### 100 Rushing Yards in a Game

October 19, 2019 by Jamari Dunbar of Charles-  
ton Southern, 123 yards on 28 carries.

#### 200 Rushing Yards in a Game

November 2, 2013 by Javae Swindle of West  
Alabama, 30 carries for 228 yards.

### PASSING

#### 400 Passing Yards in a Game

September 22, 2018 - Azusa Pacific (H)  
Tyrone Williams, Jr. - 401 (22-34-2)

### RECEIVING

#### 200 Receiving Yards in a Game

November 4, 2000 - West Georgia (H)  
Andre Heard 8 for 201

# 2020 North Alabama Notes

## UNA IN SEASON-OPENERS (68 Seasons - 42-26-4)

1949	at Jacksonville State	7-12
1950	College of the Ozarks	2-0
1951	Union University	44-0
1952	at Union University	51-7
1953	at Tennessee Tech	7-14
1954	Tennessee Tech	20-7
1955	at Tennessee Tech	7-26
1956	Tennessee Tech	6-20
1957	Middle Tennessee St.	0-26
1958	Murray State	6-20
1959	at Tennessee Tech	14-14
1960	at Delta State	0-12
1961	Delta State	9-6
1962	at Jacksonville State	7-7
1963	Jacksonville State	0-0
1964	at Middle Tennessee St.	3-21
1965	Middle Tennessee St.	14-44
1966	at Jacksonville State	0-20
1967	Jacksonville State	14-23
1968	College of the Ozarks	12-14
1969	Northwestern St. (La)	27-3
1970	at Northwestern St. (La)	21-42
1971	Middle Tennessee St.	24-14
1972	at Middle Tennessee St.	10-31
1973	at S.E. Louisiana	0-26
1974	S.E. Louisiana	17-21
1975	at S.E. Louisiana	15-28
1976	S.E. Louisiana	28-28
1977	at East Tennessee St.	37-21
1978	at Carson-Newman	34-17
1979	Langston University	28-7
1980	Middle Tennessee St.	36-0
1981	Lane College	41-0
1982	S.W. Missouri	17-3
1983	Miles College	38-0
1984	Miles College	28-0
1985	Miles College	40-0
1986	Miles College	48-20
1987	Miles College	46-7
1988	Alabama A&M	16-17
1989	Alabama A&M (N)	19-7
1990	Alabama A&M	25-0
1991	at Central Missouri	28-7
1992	Central Missouri	17-16
1993	Fort Valley State	36-14
1994	at Fort Valley State	35-0
1995	Albany State	41-13
1996	at Albany State	10-17
1997	at Alabama A&M	49-20
1998	Carson-Newman (N)	27-24
1999	Pittsburg State	21-28
2000	at Pittsburg State (OT)	21-28
2001	Lambuth	37-27
2002	Samford	21-24 (2 OT)
2003	Stillman	68-7
2004	at Tusculum	28-7
2005	Tusculum	33-7

2006	at Tusculum	22-10
2007	Tusculum	43-24
2008	Southern Arkansas	57-14
2009	at Southern Arkansas	41-9
2010	Henderson State	27-10
2011	Central Oklahoma	31-10
2012	at Miles	31-30
2013	Miles	42-7
2014	at Mississippi College	58-0
2015	at Miles	34-17
2016	at Jacksonville State	12-31
2017	Texas A&M-Commerce	7-8
2018	at Southern Utah	34-30
2019	Western Illinois	26-17
2020	at Liberty	7-28

## UNA IN OVERTIME GAMES (14 Total - 6-8)

1994	Valdosta State - NCAA Playoffs (2 Overtimes) .....	27-24
1996	at Valdosta State (3 Overtimes) .....	31-34
1997	at SW Louisiana (4 Overtimes) .....	48-42
1999	Henderson State (1 Overtime) .....	21-14
2000	at Pittsburg State (1 Overtime) .....	21-28
2002	at Samford (2 Overtimes) .....	21-24
2005	at Central Arkansas (2 Overtimes) .....	26-29
2005	at Central Arkansas (1 Overtime) .....	41-38
2006	Valdosta State (1 Overtime) .....	31-24
2009	West Alabama (4 Overtimes) .....	28-31
2009	Ouachita Baptist (1 Overtime) .....	23-24
2011	Delta State (1 Overtime) .....	24-30
2013	at Jacksonville State (2 Overtimes) .....	21-24
2013	West Alabama (1 Overtime) .....	30-27

# 2020 FCS Football Schedule

\* Only 17 FCS schools are playing football this fall and only eight of those teams are playing four games or more.

- 9 - Central Arkansas
- 8 - Abilene Christian
- 9 - Eastern Kentucky
- 7 - Stephen F. Austin
- 4 - Campbell
- 4 - Jacksonville State
- 4 - North Alabama
- 4 - The Citadel
- 3 - Austin Peay
- 4 - Houston Baptist
- 3 - Mercer
- 3 - Missouri State
- 2 - Western Carolina
- 1 - Chattanooga
- 1 - North Dakota State
- 1 - Southern Illinois
- 1 - Southeast Missouri

\* The 17 schools are playing a combined 57 games. Just 15 of those are FCS vs. FCS matchups.

\* Seven of the 57 matchups are FCS vs. Division II or NAIA.

\* The remaining 35 games are FCS vs. FBS. The FCS schools are 1-29 so far vs. the FBS in 2020.

## AUGUST 29

Central Arkansas 24, Austin Peay 17

## SEPTEMBER 3

UAB 45, Central Arkansas 35

## SEPTEMBER 5

North Texas 57, Houston Baptist 31

UTEP 24, Stephen F. Austin 14

Marshall 59, Eastern Kentucky 0

## SEPTEMBER 12

Pittsburgh 55, Austin Peay 0

Texas Tech 35, Houston Baptist 33

Oklahoma 48, Missouri State 0

Georgia Southern 27, Campbell 26

South Florida 27, The Citadel 6

West Virginia 56, Eastern Kentucky 10

## SEPTEMBER 18

Coastal Carolina 43, Campbell 21

## SEPTEMBER 19

Cincinnati 55, Austin Peay 20

Clemson 49, The Citadel 0

UTSA 24, Stephen F. Austin 10

UTEP 17, Abilene Christian 13

## SEPTEMBER 26

Louisiana Tech 66, Houston Baptist 38

Central Arkansas 27, Missouri State 20

Appalachian State 52, Campbell 21

Eastern Kentucky 37, The Citadel 14

SMU 36, Stephen F. Austin 7

## OCTOBER 2

Wake Forest 66, Campbell 14

## OCTOBER 3

Liberty 28, North Alabama 7

North Dakota State 39, Central Arkansas 28

Florida State 41, Jacksonville State 24

Stephen F. Austin 34, West Texas A&M 6

Army 55, Abilene Christian 23

Houston Baptist 33, Eastern Kentucky 30

## OCTOBER 10

Jacksonville State 34, Mercer 28

Army 14, The Citadel 9

Arkansas State 50, Central Arkansas 27

## OCTOBER 17

Jacksonville State 24, North Alabama 17

Central Arkansas 33, Missouri State 24

Troy 31, Eastern Kentucky 29

Stephen F. Austin 31, Angelo State 12

## OCTOBER 23

Jacksonville State 19, FIU 10

## OCTOBER 24

Western Kentucky 13, Chattanooga 10

Army 49, Mercer 3

Stephen F. Austin 35, Abilene Christian 32 OT

## OCTOBER 31

Southern Illinois 20, Southeast Missouri 17

Abilene Christian 20, Mercer 17

Central Arkansas 52, Missouri Western 10

## NOVEMBER 7

Southern Mississippi 24, North Alabama 13

Stephen F. Austin 24, Eastern Kentucky 6

Angelo State 34, Abilene Christian 21

## NOVEMBER 14

Liberty 58, Western Carolina 14

Central Arkansas 37, Eastern Kentucky 25

## NOVEMBER 21

North Alabama at BYU

Western Carolina at Eastern Kentucky ..... 2:00 PM

Abilene Christian at Virginia

Central Arkansas at Louisiana Lafayette



# 2020 Composite Schedule of UNA's Opponents

## **LIBERTY (8-0)**

Sept. 19 - at Western Kentucky..... 30-24  
Sept. 26 - FIU ..... 36-34  
Oct. 3 - NORTH ALABAMA ..... 28-7  
Oct. 10 - LOUISIANA-MONROE ..... 40-7  
Oct. 17 - at Syracuse..... 38-21  
Oct. 24 - SOUTHERN MISS..... 56-35  
Nov. 7 - at Virginia Tech..... 38-35  
Nov. 14 - WESTERN CAROLINA.... 58-14  
Nov. 21 ..... at N.C. State  
Dec. 5 ..... at Coastal Carolina

## **JACKSONVILLE STATE (3-1)**

Oct. 3 - at Florida State ..... 24-41  
Oct. 10 - MERCER ..... 34-28  
Oct. 17 - at North Alabama..... 17-24  
Oct. 23 - at Florida International..... 19-10

## **SOUTHERN MISSISSIPPI (2-6)**

Sept. 3 - SOUTH ALABAMA..... 21-32  
Sept. 19 - LOUISIANA TECH ..... 30-31  
Sept. 26 - TULANE..... 24-66  
Oct. 3 - at North Texas..... 41-31  
Oct. 10 - FLORIDA ATLANTIC ..... PPD  
Oct. 17 - at UTEP ..... PPD  
Oct. 24 - at Liberty ..... 35-56  
Oct. 31 - RICE ..... 6-30  
Nov. 7 - NORTH ALABAMA..... 24-13  
Nov. 14 - at Western Kentucky ..... 7-10  
Nov. 21 ..... UTSA  
Nov. 27 ..... at UAB

## **BYU (8-0)**

Sept. 7 - at Navy..... 55-3  
Sept. 26 - TROY ..... 48-7  
Oct. 2 - LOUISIANA TECH ..... 45-14  
Oct. 10 - UTSA ..... 27-20  
Oct. 16 - at Houston ..... 43-26  
Oct. 24 - TEXAS STATE..... 52-14  
Oct. 31 - WESTERN KENTUCKY .... 41-10  
Nov. 6 - at Boise State..... 51-17  
Nov. 21 ..... NORTH ALABAMA  
Dec. 12 ..... SAN DIEGO STATE

# UNA vs. Non-Conference Schools

## From 1971-2017 in the Gulf South Conference

(114-38-1)

Home: 69-18

Away: 42-18

Neutral: 3-2-1

NCAA Playoffs: 23-10

1972	at Middle Tennessee State .....	10-31	1992	Alabama A&M.....	15-7	2012	Kentucky Christian .....	39-0
1972	Samford.....	10-24	1992	at Fort Valley State .....	41-7	2012	at Texas A&M-Kingsville .....	21-16
1972	at Appalachian State .....	3-17	1992	Troy State.....	10-24	2012	Tarleton State .....	28-38
1973	Appalachian State .....	21-7	<b>1992</b>	<b>*at Hampton .....</b>	<b>33-21</b>	2013	Miles.....	42-7
1974	at Western Carolina.....	7-32	1993	Fort Valley State .....	36-14	2013	at Jacksonville State.....	21-24 (2 OT)
1974	at Austin Peay .....	14-20	1993	at Alabama A&M.....	49-7	2013	Texas A&M-Kingsville .....	49-17
1975	at Alabama A&M.....	48-29	1993	at Portland State.....	44-32	2013	at Tarleton State .....	44-72
1975	Austin Peay .....	23-6	<b>1993</b>	<b>*Carson-Newman.....</b>	<b>38-28</b>	<b>2013</b>	<b>*Tuskegee.....</b>	<b>30-27</b>
1976	Alabama A&M.....	47-21	<b>1993</b>	<b>*Hampton .....</b>	<b>45-20</b>	<b>2013</b>	<b>*at UNC Pembroke.....</b>	<b>37-13</b>
1976	Austin Peay .....	14-21	<b>1993</b>	<b>*Texas A&amp;M-Kingsville.....</b>	<b>27-25</b>	<b>2013</b>	<b>*at Lenoir-Rhyne.....</b>	<b>39-42</b>
1977	at East Tennessee State .....	37-21	<b>1993</b>	<b>*Indiana, Pa.....</b>	<b>41-34</b>	2014	Langston.....	56-7
1977	at Alabama A&M.....	28-7	1994	at Fort Valley State .....	35-0	2014	Western Oregon .....	30-10
1977	Austin Peay .....	6-13	1994	Alabama A&M.....	58-13	2014	at UNC Pembroke .....	27-6
1978	at Carson-Newman .....	34-17	1994	at Youngstown State.....	14-17	2015	at Miles .....	34-17
1978	Alabama A&M.....	40-16	<b>1994</b>	<b>*Carson-Newman.....</b>	<b>17-13</b>	2015	at Western Oregon .....	22-24
1978	at Austin Peay .....	10-6	<b>1994</b>	<b>*North Dakota.....</b>	<b>35-7</b>	2015	UNC Pembroke .....	62-28
1979	Langston.....	28-7	<b>1994</b>	<b>*Texas A&amp;M-Kingsville.....</b>	<b>16-10</b>	<b>2015</b>	<b>*Newberry.....</b>	<b>50-7</b>
1979	at Middle Tennessee State .....	20-17	1995	Albany State.....	41-13	<b>2015</b>	<b>*Tuskegee.....</b>	<b>31-35</b>
1979	at Tuskegee .....	26-7	1995	at Alabama A&M.....	49-0	2016	at Jacksonville State.....	12-31
1979	at Alabama A&M.....	3-6	<b>1995</b>	<b>*Albany State .....</b>	<b>38-28</b>	2016	North Greenville .....	52-21
1979	East Tennessee State .....	7-27	<b>1995</b>	<b>*Carson-Newman.....</b>	<b>28-7</b>	<b>2016</b>	<b>*UNC Pembroke .....</b>	<b>41-17</b>
1980	Middle Tennessee State .....	36-0	<b>1995</b>	<b>*Ferris State .....</b>	<b>45-7</b>	<b>2016</b>	<b>*North Greenville.....</b>	<b>38-0</b>
1980	Tuskegee.....	25-13	<b>1995</b>	<b>*Pittsburg State .....</b>	<b>27-7</b>	<b>2016</b>	<b>*at Shepherd .....</b>	<b>23-13</b>
1980	Alabama A&M.....	28-32	1996	at Albany State .....	10-17	<b>2016</b>	<b>*vs. NW Missouri State .....</b>	<b>3-29</b>
1980	Central Florida.....	28-3	1996	Alabama A&M.....	47-0	2017	Texas A&M-Commerce.....	7-8
<b>1980</b>	<b>*Virginia Union.....</b>	<b>17-8</b>	1996	at Texas A&M-Kingsville .....	24-7	2017	at Central Washington.....	10-17
<b>1980</b>	<b>*Eastern Illinois .....</b>	<b>31-56</b>	1997	at Alabama A&M.....	49-20			
1981	Lane .....	41-0	1997	Texas A&M-Kingsville .....	17-12			
1981	at Alabama A&M.....	32-20	1997	at SW Louisiana .....	48-42 (4 ots)			
1981	Langston.....	36-6	<b>1997</b>	<b>*at Carson-Newman .....</b>	<b>7-21</b>			
1981	at Southwest Missouri State .....	28-21	1998	Carson-Newman (N) .....	27-24			
1982	Southwest Missouri State.....	17-3	1999	Pittsburg State.....	21-28			
1982	Miles.....	45-6	1999	at Elon .....	15-35			
1982	Alabama A&M.....	38-17	2000	at Pittsburg State.....	21-28			
1983	Miles.....	38-0	2001	Lambuth .....	37-27			
1983	at Central Florida.....	47-20	2002	at Samford.....	21-24 (ot)			
1983	Alabama A&M (N).....	20-20	2002	Lambuth .....	24-17			
<b>1983</b>	<b>*Virginia Union.....</b>	<b>16-14</b>	2003	Stillman.....	68-7			
<b>1983</b>	<b>*Central State-Ohio .....</b>	<b>24-27</b>	2003	at Jacksonville State.....	28-16			
1984	Miles.....	28-0	<b>2003</b>	<b>*Carson-Newman.....</b>	<b>41-9</b>			
1984	at Savannah State.....	37-3	<b>2003</b>	<b>*at North Dakota .....</b>	<b>22-29</b>			
1984	Alabama A&M.....	26-12	2004	at Tusculum .....	28-7			
1985	Miles.....	40-0	2005	Tusculum .....	33-7			
1985	Savannah State .....	43-22	<b>2005</b>	<b>*at North Carolina Central .....</b>	<b>24-21</b>			
1985	at Alabama A&M.....	6-3	<b>2005</b>	<b>*NW Missouri State .....</b>	<b>24-25</b>			
<b>1985</b>	<b>*Fort Valley State.....</b>	<b>14-7</b>	2006	at Tusculum .....	22-10			
<b>1985</b>	<b>*Bloomsburg.....</b>	<b>34-0</b>	<b>2006</b>	<b>*Newberry.....</b>	<b>38-20</b>			
<b>1985</b>	<b>*North Dakota State (N).....</b>	<b>7-35</b>	2007	Tusculum .....	43-24			
1986	Miles.....	48-20	2008	at Carson-Newman .....	20-13			
1986	Alabama A&M .....	26-0	2008	at North Greenville .....	52-7			
1987	Miles.....	46-7	<b>2008</b>	<b>*at NW Missouri State .....</b>	<b>7-41</b>			
1987	Virginia State .....	25-13	2009	Carson-Newman .....	31-14			
1987	at Alabama A&M.....	16-14	2009	North Greenville .....	50-3			
1988	Alabama A&M.....	16-17	<b>2009</b>	<b>*Carson-Newman.....</b>	<b>21-24</b>			
1988	at Central Florida.....	33-35	2010	at Glenville State .....	54-10			
1989	Alabama A&M (N).....	19-7	2010	at Lambuth .....	31-0			
1989	Albany State .....	17-3	2011	Central Oklahoma .....	31-10			
1989	Central Florida.....	16-17	2011	Glenville State .....	48-21			
1990	Alabama A&M.....	25-0	2011	vs. Abilene Christian .....	23-17			
1990	at Albany State .....	27-23	2011	Harding.....	28-20			
1991	at Central Missouri State .....	28-7	2011	at Southern Arkansas .....	42-14			
1991	Newberry .....	21-7	2011	at Arkansas Tech .....	44-10			
1991	Fort Valley State.....	23-34	2012	at Miles .....	31-30			
1992	Central Missouri State.....	17-16	2012	Harding.....	10-31			

\* - indicates NCAA playoff game  
N - indicates game played at neutral site

# UNA vs. Nationally Ranked Opponents

North Alabama has played 110 games against nationally ranked opponents since 1992 .

The Lions are 61-48-1 in the 110 previous meetings with ranked opponents over the last 27 seasons.

UNA won 18 straight games against nationally ranked teams at home from 1992-99, dating back to a 14-12 loss to third ranked Jacksonville State in the 1992 playoffs, prior to a 28-21 loss to Pittsburg State in 1999.

UNA has played 58 of those 109 games against teams ranked in the Top 10. The Lions are 31-27 in those previous 57 games.

Date	Opponent	Rank	Score	
<b>1992</b>				
Oct. 17	Jacksonville State	15th	6-10	L
Nov. 14	at Valdosta State	20th	24-24	T
Nov. 21	at Hampton	6th	33-21	W
Nov. 28	Jacksonville State	3rd	12-14	L
<b>1993</b>				
Sept. 4	Fort Valley State	16th	36-14	W
Oct. 2	at Portland State	3rd	44-32	W
Nov. 6	at Valdosta State	18th	31-21	W
Nov. 20	Carson-Newman	14th	38-28	W
Nov. 27	Hampton	3rd	45-20	W
Dec. 4	Texas A&M-Kingsville	19th	27-25	W
Dec. 11	Indiana, Pa.	4th	41-34	W
<b>1994</b>				
Oct. 8	at Youngstown State (FCS)	3rd	14-17	L
Nov. 5	Valdosta State	2nd	38-21	W
Nov. 12	West Georgia	10th	37-25	W
Nov. 19	Carson-Newman	16th	17-13	W
Nov. 26	Valdosta State (2 OT)	6th	27-24	W
Dec. 3	North Dakota	12th	35-7	W
Dec. 10	Texas A&M-Kingsville	2nd	16-10	W
<b>1995</b>				
Sept. 2	Albany State	7th	41-13	W
Nov. 18	Albany State	12th	38-28	W
Nov. 25	Carson-Newman	6th	28-7	W
Dec. 2	Ferris State	3rd	45-7	W
Dec. 9	Pittsburg State	4th	27-7	W
<b>1996</b>				
Aug. 31	at Albany State	13th	10-17	L
Sept. 21	at Texas A&M-Kingsville	9th	24-7	W
Oct. 5	at Valdosta State (3 OT)	4th	31-34	L
Nov. 9	at West Georgia	11th	31-32	L
<b>1997</b>				
Sept. 20	Texas A&M-Kingsville	2nd	17-12	W
Nov. 8	West Georgia	9th	21-18	W
Nov. 22	at Carson-Newman	1st	7-21	L
<b>1998</b>				
Sept. 5	Carson-Newman (N)	3rd	27-24	W
Sept. 12	at Southern Arkansas	10th	14-21	L
<b>1999</b>				
Sept. 4	Pittsburg State	10th	21-28	L
Sept. 11	Southern Arkansas	12th	14-24	L
Oct. 16	at Delta State	16th	7-33	L

<b>2000</b>				
Sept. 2	at Pittsburg State (OT)	6th	21-28	L
Oct. 28	Valdosta State	11th	21-45	L
Nov. 4	West Georgia	4th	28-35	L
<b>2001</b>				
Sept. 1	Lambuth (NAIA)	4th	37-27	W
Sept. 22	Delta State	1st	3-21	L
Sept. 29	Central Arkansas	23rd	21-42	L
Oct. 27	at Valdosta State	1st	7-54	L
Nov. 3	at West Georgia	21st	0-49	L
<b>2002</b>				
Nov. 2	Valdosta State	2nd	28-45	L
<b>2003</b>				
Oct. 4	at Southern Arkansas	15th	21-14	W
Nov. 1	at Valdosta State	1st	17-10	W
Nov. 22	Southern Arkansas	12th	48-24	W
Nov. 29	Carson-Newman	8th	41-9	W
Dec. 6	at North Dakota	7th	22-29	L
<b>2004</b>				
Sept. 4	at Tusculum	12th	28-7	W
Sept. 18	at Delta State	16th	21-28	L
Oct. 2	Central Arkansas	20th	31-3	W
Oct. 23	Valdosta State	5th	20-24	L
<b>2005</b>				
Sept. 17	Delta State	9th	56-21	W
Sept. 24	Harding	24th	35-6	W
Oct. 20	at Valdosta State	3rd	23-26	L
Nov. 12	at Valdosta State	9th	40-13	W
Nov. 19	at North Carolina Central	19th	24-21	W
Nov. 26	at Central Arkansas(OT)	15th	41-38	W
Dec. 3	NW Missouri State	21st	24-25	L
<b>2006</b>				
Oct. 21	at Delta State	15th	17-10	W
Oct. 28	Valdosta State (OT)	12th	31-24	W
Nov. 25	Newberry	12th	38-20	W
Dec. 2	Delta State	11th	10-27	L
<b>2007</b>				
Oct. 18	Delta State	5th	28-17	W
Oct. 27	at Valdosta State	11th	24-27	L
Nov. 24	Delta State	9th	20-17	W
Dec. 1	at Valdosta State	8th	23-37	L
<b>2008</b>				
Sept. 4	at Carson-Newman	4th	20-13	W
Oct. 18	at Delta State	7th	28-34	L
Oct. 25	Valdosta State	9th	41-23	W
Nov. 1	Arkansas-Monticello	23rd	45-14	W
Nov. 22	Valdosta State	13th	37-10	W
Nov. 29	at Delta State	4th	55-34	W
Dec. 6	at NW Missouri State	3rd	7-41	L
<b>2009</b>				
Sept. 5	Carson-Newman	22nd	31-14	W
Nov. 21	Arkansas Tech	21st	41-28	W
Nov. 28	Carson-Newman	10th	21-24	L

# UNA vs. Nationally Ranked Opponents

## 2010

Oct. 14	Valdosta State	19th	0-5	L
Oct. 28	at Delta State	19th	31-7	W
Nov. 20	at Valdosta State	17th	43-20	W

## 2011

Sept. 17	vs. Abilene Christian	3rd	23-17	W
Oct. 13	Delta State (OT)	2nd	24-30	L
Oct. 27	at West Alabama	23rd	26-31	L
Nov. 19	at West Alabama	22nd	43-27	W
Nov. 26	at Delta State	8th	14-42	L

## 2013

Oct. 26	at Valdosta State	11th	57-7	W
Nov. 2	West Alabama (OT)	20th	30-27	W
Nov. 30	at UNC Pembroke	8th	37-13	W
Dec. 7	at Lenoir-Rhyne	13th	39-42	L

## 2014

Sept. 22	Valdosta State	21st	31-29	W
Nov. 1	at Delta State	19th	28-33	L
Nov. 22	Valdosta State	21st	31-33	L

## 2015

Oct. 3	Valdosta State	9th	34-12	W
Oct. 24	at West Georgia	2nd	10-31	L
Nov. 28	Tuskegee	23rd	31-35	L

## 2016

Sept. 1	at Jacksonville State (FCS)	3rd	12-31	L
Sept. 17	Valdosta State	22nd	44-19	W
Oct. 1	West Georgia	3rd	24-23	W
Nov. 26	UNC Pembroke	12th	41-17	W
Dec. 10	at Shepherd	3rd	23-13	W
Dec. 17	Northwest Missouri State	1st	3-29	L

## 2017

Aug. 31	Texas A&M-Commerce	5th	7-8	L
Oct. 21	at Central Washington	9th	10-17	L

## 2018

Sept. 15	at North Dakota State (FCS)	1st	7-38	L
Sept. 22	Azusa Pacific (DII)	24th	37-35	W
Oct. 6	West Florida (DII)	11th	19-24	L

## 2019

Sept. 7	at Montana (FCS)	23rd	17-61	L
Sept. 21	at Jacksonville State (FCS)	13th	12-30	L
Oct. 26	at Kennesaw State (FCS)	4th	17-41	L
Nov. 9	at Monmouth (FCS)	20th	38-49	L

## 2020

Nov. 21	at BYU (FBS)	8th		
---------	--------------	-----	--	--

\* underlined games are playoff contests

## NORTH ALABAMA VS. RANKED

### FCS OPPONENTS

#### 1994

Oct. 8	at Youngstown State	3rd	14-17	L
--------	---------------------	-----	-------	---

#### 2016

Sept. 1	at Jacksonville State	3rd	12-31	L
---------	-----------------------	-----	-------	---

#### 2018

Sept. 15	at North Dakota State	1st	7-38	L
----------	-----------------------	-----	------	---

#### 2019

Sept. 7	at Montana	23rd	17-61	L
Sept. 21	at Jacksonville State	13th	12-30	L
Oct. 26	at Kennesaw State	4th	17-41	L
Nov. 9	at Monmouth	20th	38-49	L

\* In 1994, Youngstown State was the defending FCS National Champion and went on to win another championship that season.

\* In 2016, Jacksonville State won the Ohio Valley Conference Championship and advanced to the FCS Playoffs.

### FBS OPPONENTS

#### 2020

Nov. 21	at BYU	8th		
---------	--------	-----	--	--

### UNA VS. NO. 1 RANKED TEAMS

\* North Alabama has faced a No. 1 ranked team nine times and is 1-8 in those games. The first eight were against the top ranked team in Division II. The last was against a top ranked FCS team. The Lions are 1-8 all-time against No. 1 ranked teams, with that win coming against top ranked Valdosta State in 2003, 17-10.

#### UNA vs. No. 1 ranked team

1972	West Alabama	L	17-6
1980	Eastern Illinois	L	56-31
1990	Mississippi College	L	21-10
1997	at Carson-Newman	L	21-7
2001	Delta State	L	21-3
2001	at Valdosta State	L	54-7
2003	at Valdosta State	W	17-10
2016	vs. Northwest Missouri State	L	3-29
2018	at North Dakota State	L	7-38

# Attendance Records

## All-Time 10,000-Plus Crowds at Braly Stadium

1980.....	10,000 - Middle Tennessee State
1980.....	12,000 - Alabama A&M
1980.....	11,000 - Tennessee-Martin
1981.....	12,000 - Jacksonville State
1982.....	10,000 - Alabama A&M
1990.....	14,683 - Alabama A&M
1992.....	12,898 - Alabama A&M
1993.....	15,631 - Indiana, Pa.
1994.....	14,217 - Alabama A&M
1994.....	10,614 - Central Arkansas
1994.....	13,526 - Texas A&M-Kingsville
1995.....	10,394 - Albany State
1995.....	10,014 - West Georgia
1995.....	15,341 - Pittsburg State
1996.....	13,697 - Alabama A&M
1997.....	10,061 - Texas A&M-Kingsville
1997.....	10,087 - West Georgia
2003.....	10,315 - West Alabama
2005.....	10,013 - West Alabama
2006.....	11,051 - Harding
2006.....	10,174 - Arkansas-Monticello
2006.....	12,347 - Valdosta State
2007.....	10,206 - West Alabama
2008.....	11,024 - Southern Arkansas
2008.....	11,102 - Valdosta State
2008.....	10,082 - Arkansas-Monticello
2009.....	11,543 - Carson-Newman
2009.....	12,054 - Arkansas Tech
2009.....	10,652 - West Alabama
2010.....	10,521 - Henderson State
2010.....	12,644 - Southern Arkansas
2011.....	11,072 - Central Oklahoma
2011.....	11,101 - Delta State
2012.....	10,872 - Harding
2012.....	10,913 - Kentucky Christian
2013.....	12,094 - Miles
2013.....	10,127 - Delta State
2013.....	10,421 - West Georgia
2013.....	12,526 - West Alabama
2014.....	11,103 - Langston
2014.....	10,482 - Valdosta State
2015.....	12,213 - Mississippi College
2015.....	10,023 - West Alabama
2016.....	10,489 - West Florida
2017.....	10,327 - West Alabama
2019.....	10,567 - Western Illinois
2019.....	12,767 - Alabama A&M

\* In 2013, for the first time in school history, UNA had home attendance of more than 10,000 at three consecutive home games.

## ALL-TIME UNA HIGHEST ATTENDANCE GAMES - at Braly

1993.....	15,631 - Indiana, Pa.
1995.....	15,341 - Pittsburg State
1990.....	14,683 - Alabama A&M
1994.....	14,217 - Alabama A&M
1996.....	13,697 - Alabama A&M
1994.....	13,526 - Texas A&M-Kingsville
1992.....	12,898 - Alabama A&M
2019.....	12,767 - Alabama A&M
2010.....	12,644 - Southern Arkansas
2013.....	12,526 - West Alabama
2006.....	12,347 - Valdosta State
2015.....	12,213 - Mississippi College

## UNA's All-Time High Attendance Games

24,837	vs. Abilene Christian	2011.....	Cowboys Stadium
24,033	at Montana	2019	
22,268	at Miles	2012.....	Legion Field
22,136	at Portland State	1993	
22,116	at Jacksonville State	2016	
21,976	at Jacksonville State	2019	
21,834	at Miles	2015.....	Legion Field
21,682	at Central Florida	1988.....	Citrus Bowl Stadium
20,834	at Jacksonville State	2013	
19,750	at Jackson Stadium	2018.....	Veteran's Stadium
19,497	at Alabama A&M	1997	
18,557	at North Dakota State	2018.....	Fargo Dome
17,411	at Youngstown State	1994	
15,631	Indiana, Pa.	1993.....	NCAA Champ Game
15,341	Pittsburg State	1995.....	NCAA Champ Game
15,100	at Alabama A&M	2018	
14,683	Alabama A&M	1990	
14,217	Alabama A&M	1994	
14,000	at Texas A&M-Kingsville	1996	
14,000	at Jacksonville State	1988	
14,000	at Jacksonville State	1990	
13,697	Alabama A&M	1996	
13,683	at SW Louisiana	1997	
13,662	at Jacksonville State	2003	
13,526	Texas A&M-Kingsville	1994.....	NCAA Champ Game
13,300	at Jacksonville State	1980	
12,898	Alabama A&M	1992	
12,767	Alabama A&M	2019	
12,644	Southern Arkansas	2010	
12,526	West Alabama	2013	
12,500	Alabama A&M (B'ham)	1987	
12,347	Valdosta State	2006	
12,213	Mississippi College	2015	
12,094	Miles	2013	
12,054	Arkansas Tech	2009	
12,000	Alabama A&M	1980	
12,000	Jacksonville State	1981	
11,543	Carson-Newman	2009	
11,103	Langston	2014	
11,102	Valdosta State	2008	
11,101	Delta State	2011	
11,072	Central Oklahoma	2011	
11,051	Harding	2006	
11,024	Southern Arkansas	2008	

## ALL-TIME UNA HIGHEST ATTENDANCE GAMES - ON THE ROAD

24,837	vs. Abilene Christian	2011.....	Cowboys Stadium
24,033	at Montana	2019	
22,268	at Miles	2012.....	Legion Field
22,136	at Portland State	1993	
22,116	at Jacksonville State	2016	
21,976	at Jacksonville State	2019	
21,834	at Miles	2015.....	Legion Field
21,682	at Central Florida	1988.....	Citrus Bowl Stadium
20,834	at Jacksonville State	2013	
19,750	at Jackson Stadium	2018.....	Veteran's Stadium
19,497	at Alabama A&M	1997	
18,557	at North Dakota State	2018.....	Fargo Dome
17,411	at Youngstown State	1994	
15,100	at Alabama A&M	2018	
14,000	at Texas A&M-Kingsville	1996	
14,000	at Jacksonville State	1988	
14,000	at Jacksonville State	1990	
13,683	at SW Louisiana	1997	
13,662	at Jacksonville State	2003	
13,300	at Jacksonville State	1980	

# Top Offensive Games

## TEAM RUSHING YARDS

550	Delta State	1993
545	Valdosta State	1982
520	Arkansas Tech	1997
506	Fort Valley State	1993
484	Fort Valley State	1994
472	Hampton	1993
463	Fort Valley State	1992
435	West Georgia	1994
432	Albany State	1995
424	Southern Arkansas	1996
417	West Alabama	1997
413	Tennessee-Martin	1969
408	SW Louisiana	1997
403	Henderson State	1995
402	West Georgia	1993

## TEAM PASSING YARDS

511	Valdosta State	2014
510	@ Glenville State	2010
492	Harding	2008
473	West Alabama	2005
463	Arkansas Tech	2009
452	West Alabama	2015
450	Florida Tech	2015
446	@Arkansas Tech	2011
446	@Gardner-Webb	2019
439	@Valdosta State	2009
401	@Carson-Newman	2008
398	Southern Arkansas	2002
397	@West Alabama	2011
390	@Monmouth	2019
384	North Greenville	2016
384	West Alabama	2010
374	Glenville State	2011
372	Ouachita Baptist	2002
371	Tusculum	2005
367	Southern Arkansas	2008
367	Ouachita Baptist	2006
365	@ Southern Arkansas	2011
362	Henderson State	2009
359	North Greenville	2018
358	Harding	2007
350	West Alabama	2003
350	@Southern Utah	2018
345	Shorter	2014
345	@Montana	2019
341	Arkansas Tech (Playoffs)	2009
338	West Georgia	2002
335	Carson-Newman (Playoffs)	2003
326	Arkansas Tech	2002
324	Central Arkansas	2002
322	Delta State	1983
322	Delta State	2005
322	Southern Arkansas	2009
321	Henderson State	2010
320	@ Mississippi College	2016
320	@West Alabama (Playoffs)	2011
318	West Georgia	2009
316	West Georgia	2014

315	Ouachita Baptist	2003
315	West Georgia	2007
312	Stillman	2003
308	Harding	2011
304	Valdosta State	2013

## TEAM TOTAL YARDS

752	Arkansas Tech	1997
705	Harding	2008
654	West Alabama	2005
653	North Greenville	2016
650	Florida Tech	2015
646	Delta State	1993
641	Valdosta State	1983
624	Southern Arkansas	2008
620	Shorter	2014
616	Delta State	1983
608	Fort Valley State	1994
607	West Georgia	1993
606	Harding	2007
603	West Georgia	1983
601	@Arkansas Tech	2011
592	West Alabama	2015
591	@ Mississippi College	2016
591	@Glenville State	2010
581	Arkansas Tech	2002
570	Hampton	1993
565	West Alabama	1993
565	Stillman	2003
554	@Southen Utah	2018
553	West Alabama	2010
549	Arkansas Tech	2003
548	Ouachita Baptsit	2006
544	Arkansas Tech	1995
542	Central Arkansas	2002
542	West Alabama	2003
542	West Georgia	2007
540	West Alabama	1997
540	Fort Valley State	1993
539	West Alabama	1989
537	Indiana, Pa.	1993
536	@Valdosta State	2013
535	West Georgia	2002
528	West Florida	2016
523	@Valdosta State	2015
523	Fort Valley State	1992
523	Valdosta State	2014
520	Kentucky Christian	2012
518	Valdosta State	2009
516	West Alabama	2011
516	Henderson State	2009
515	Central Florida	1983
509	Arkansas-Monticello	1998
507	Tennessee-Martin	1969
507	Southern Arkansas	2002
506	West Georgia	1994
506	@Shorter	2017
505	UNC Pembroke	2015
504	Harding	2006
503	@ Hampton	1992

503	@ Southwestern La.	1970
503	Southern Arkansas	2004
503	Mississippi College	2015
501	@ Tarleton State	2013

## TEAM POINTS SCORED

76	vs. West Alabama	2005
68	vs. Stillman	2003
65	vs. West Georgia	2007
65	vs. West Alabama	1993
63	vs. Southeast Missouri	1956
62	@ Valdosta State	2009
62	UNC Pembroke	2015
59	vs. Arkansas-Monticello	2004
58	@Mississippi College	2014
58	@ Harding	2007
58	vs. Delta State	1993
58	vs. Alabama A&M	1994
57	@ Valdosta State	2013
57	vs. Southern Arkansas	2008
56	Langston	2014
56	vs. West Alabama	1997
55	Florida Tech	2015
55	@ Florida Tech	2013
55	West Georgia	2009
55	@ Delta State	2008
55	@ Arkansas Tech	2003
54	@ Glenville State	2010
54	@ West Alabama	1990
53	@ West Georgia	2008
53	vs. Tennessee-Martin	1949
53	@ Valdosta State	1982
53	vs. Delta State	1983
52	North Greenville	2016
52	West Alabama	2015
52	vs. Harding	2008
52	@ North Greenville	2008
52	vs. West Alabama	1955
52	@ Arkansas Tech	1995
52	vs. Gordon Military	1967
51	West Florida	2016
51	@ Tennessee-Martin	1969
51	@ Union	1952
51	@ Arkansas-Monticello	1998
51	@ West Alabama	1999
50	North Greenville	2009
50	@ West Alabama	1994

# Top Offensive Games

## INDIVIDUAL SINGLE GAME PASSING YARDS

511	Luke Wingo vs. Valdosta State (2014)
446	Christian Lopez at Gardner-Webb (2019)
450	Luke Wingo vs. West Alabama (2015)
447	Lee Chapple vs. Glenville State (2010)
431	Harrison Beck vs. Arkansas Tech (2009)
401	A.J. Milwee vs. Carson-Newman (2008)
398	Luke Wingo vs. Florida Tech (2015)
398	Will Hall vs. Southern Arkansas (2002)
397	Lee Chapple vs. West Alabama (2011)
384	Lee Chapple vs. West Alabama (2010)
383	Christian Lopez vs. Monmouth (2019)
379	Vinnie Saylor vs. West Alabama (2005)
378	Jacob Tucker vs. North Greenville (2016)
372	Will Hall vs. Ouachita Baptist (2002)
368	A.J. Milwee vs. Ark.-Monticello (2008)
362	Harrison Beck vs. Henderson State (2009)
359	Vinnie Saylor vs. Tusculum (2005)
350	Christian Lopez vs. Southern Utah (2018)
350	Harrison Beck vs. Valdosta State (2009)
341	Harrison Beck vs. Arkansas Tech (2009)
339	Lee Chapple vs. Arkansas Tech (2011)
338	Will Hall vs. West Georgia (2002)
337	Will Hall vs. North Dakota (2003)
335	Will Hall vs. Carson-Newman (2003)
333	A.J. Milwee vs. Harding (2007)
329	A.J. Milwee vs. Southern Arkansas (2008)
326	Will Hall vs. Arkansas Tech (2002)
324	Will Hall vs. Central Arkansas (2002)
322	Vinnie Saylor vs. Delta State (2005)
322	Luke Wingo vs. Newberry (2015)
321	Lee Chapple vs. Henderson State (2010)
321	Lee Chapple vs. Southern Arkansas (2011)
321	Luke Wingo vs. Shorter (2014)
321	Christian Lopez vs. North Greenville (2018)
320	Christian Lopez at Montana (2019)
320	Jacob Tucker vs. Mississippi College (2016)
320	Lee Chapple vs. West Alabama (2011)
318	A.J. Milwee vs. Valdosta State (2007)
317	Lee Chapple vs. Glenville State (2011)
316	Luke Wingo vs. West Georgia (2014)
314	A.J. Milwee vs. Harding (2008)
313	A.J. Milwee vs. Ouachita Baptist (2006)
312	Will Hall vs. Ouachita Baptist (2003)
308	Will Hall vs. West Alabama (2003)
308	Lee Chapple vs. Harding (2011)

### 36 TOTAL

9	Lee Chapple
9	Will Hall
7	A.J. Milwee
6	Luke Wingo
5	Christian Lopez
4	Harrison Beck
3	Vinnie Saylor
2	Jacob Tucker

## UNA'S BIGGEST WINS

76-14	62	West Alabama	2005	Home
68-7	61	Stillman	2003	Home
58-0	58	Mississippi College	2014	Away
53-0	53	West Georgia	2008	Away
53-0	53	Tennessee-Martin	1949	Home
52-0	52	Harding	2008	Home
52-0	52	West Alabama	1955	Home
57-7	50	Valdosta State	2013	Away
65-15	50	West Alabama	1993	Home
63-13	50	Southeast Missouri	1956	Home
56-7	49	Langston	2014	Home
49-0	49	West Alabama	1961	Home
49-0	49	Tennessee-Martin	1990	Home
49-0	49	Alabama A&M	1995	Away
48-0	48	Shorter	2017	Away
51-3	48	West Florida	2016	Home
55-7	48	West Georgia	2009	Home
48-0	48	St. Bernard	1950	Home
65-17	48	West Georgia	2007	Home
50-3	47	North Greenville	2009	Home
47-0	47	Alabama A&M	1996	Home
53-7	46	Valdosta State	1982	Away
55-9	46	Arkansas Tech	2003	Away
45-0	45	Valdosta State	1985	Home
58-13	45	Alabama A&M	1994	Home
52-7	45	North Greenville	2008	Away
54-10	44	Glenville State	2010	Away
54-10	44	West Alabama	1990	Away
51-7	44	Union University	1952	Away
51-7	44	Tennessee-Martin	1969	Away
44-0	44	Union University	1951	Home
50-7	43	West Alabama	1994	Away
57-14	43	Southern Arkansas	2008	Home
50-7	43	Newberry	2015	Home
49-7	42	Alabama A&M	1993	Away
49-7	42	West Georgia	1983	Away
56-14	42	West Alabama	1997	Home
42-0	42	Arkansas-Monticello	2005	Away
45-3	42	West Alabama	2006	Away
48-6	42	Southern Arkansas	2010	Home
41-0	41	Lane College	1981	Home
58-17	41	Delta State	1993	Home
58-17	41	Harding	2007	Away
41-0	41	Shorter	2012	Home
41-0	41	Shorter	2013	Away
40-0	40	Morningside	1957	Home
40-0	40	Miles College	1985	Home
47-7	40	West Alabama	1957	Home
47-7	40	Arkansas-Monticello	2006	Home

# Long Plays

## LONGEST RUNS FROM SCRIMMAGE

97	Brian Satterfield	Fort Valley State	1993
94	"Brub" Hamilton	Henderson State	1955
(since 1970)			
91	Brandenn Pickett	Harding	2007
90	Kenyatta Jones	Texas A&M-Kingsville	1994
90	Cody Gross	Carson-Newman	1995
89	Rico Bruton	Delta State	2017
88	Terence Humphrey	Presbyterian	2019
87	Bennie Burns	Tennessee-Martin	1974
86	Terry Stooksberry	Alabama A&M	1977
85	David McCants	West Georgia	2008
80	Diamond Simmons	Shorter	2012
79	Lamonte Thompson	Delta State	2012
78	Marvin Marsh	West Alabama	1986
78	Kenyatta Jones	West Georgia	1993
77	Greg Manson	Arkansas Tech	1997
76	Diamond Simmons	Kentucky Christian	2012
76	Eric Groom	Alabama A&M	1976
76	Diamond Simmons	Shorter	2014
75	DeMarcus Blount	West Georgia	2002
74	Cody Gross	West Georgia	1993
74	Clarence Johnson	Valdosta State	1982
71	A.J. Lamar	West Georgia	1994
69	Lamonte Thompson	Miles	2013
69	Kyle Rea	Henderson State	1999
69	Antwan Ivey	Central Oklahoma	2011
68	Jarius Hayes	Arkansas Tech	1995
67	Charles Johnson	Valdosta State	1985
67	Cody Gross	West Alabama	1994
67	Damon Cox	Azusa Pacific	2018
66	Clarence Johnson	Virginia Union	1980
66	Jerrold Dennis	Ouachita Baptist	2000
65	Eric Groom	Alabama A&M	1995
64	Marc Merritt	Austin Peay	1974
64	Marc Merritt	Nicholls State	1973
64	Tommy Compton	Delta State	1988
64	Jake Warren	Lambuth	2002
62	Terence Humphrey	Western Illinois	2019

## LONGEST PASS PLAYS

94	Travis Carswell-James Moore (no TD)	Arkansas Tech	1997
93	Luke Wingo-Korey Jones (no TD)	West Alabama	2013
92	A.J. Milwee-Bobby Williams	Arkansas-Monticello	2008
90	A.J. Milwee-Ed Gant	Harding	2008
88	Luke Wingo-Jarret Smith	Valdosta State (Playoff)	2014
87	Randy Elmore -Bobby Joe Pride	Arkansas Tech	1971
85	Vinnie Saylor-Martin Huggins	Arkansas-Monticello	2004
84	Cody Gross-Michael Edwards	Central Arkansas	1994
84	Lee Chapple-Jason Smith	Delta State	2011
83	Fred Riley-Jerry Hill	Jacksonville State	1980
83	A.J. Milwee-Ed Gant	Southern Arkansas	2008
83	A.J. Milwee-Trey Gorman	Ouachita Baptist	2006
80	Steve Clark-Myles Smith	Troy State	1975
78	Allen Elkins-Roger Mathis	Central Arkansas	1968
78	A.J. Milwee-Reggie Hubbard	Ouachita Baptist	2007
78	Dusty Goodwin-Jason Messing	West Georgia	2007
77	Luke Wingo-Delvon Carpenter	Delta State	2014
77	Luke Wingo-Dre Hall	West Alabama	2015
76	Dallas Metcalf-Tony Morrow	Miles College	1985
76	Randy Elmore-Danny Kimble	Troy State	1970
76	Will Hall-Taris Birt	Central Arkansas	2003
75	<b>Christian Lopez-Cortez Hall</b>	<b>Western Illinois</b>	<b>2019</b>
75	<b>Christian Lopez-Cortez Hall</b>	<b>at Montana</b>	<b>2019</b>
75	A.J. Milwee-Joemal Campbell	Tusculum	2007
74	A.J. Milwee-Ed Gant	Ouachita Baptist	2007

74	Tyler Peterson-Isaac Mitchell	Arkansas-Monticello	1998
72	Stacey Stewart-Troy Nelson	Valdosta State	1991
72	Jake Warren- Randy Vickers	Ouachita Baptist	2001
71	Jacob Tucker-Jason Smith	Lenoir-Rhyne	2013
71	Gerald Goodman-Myles Smith	Delta State	1977
71	Rusty Towery-Melvin Brown	Alabama A&M	1982
70	Will Hall-Patrick Wilson	West Alabama	2002
70	Lee Chapple-Tristan Purifoy	Arkansas Tech	2011

## LONGEST PUNTS

80	John Crittenden	Central Missouri	1991
73	Guy Cox	Virginia Union	1980
73	Tony Faggioni	Arkansas Tech	1995
73	Tony Faggioni	Arkansas Tech	1998
72	Scott DeMott	West Alabama	1987

## LONGEST MADE FIELD GOALS

54	Taylor Pontius	Valdosta State	2014
51	Taylor Pontius	Shorter	2014
51	J.D. Lane	West Alabama	1988
51	J.D. Lane	Central Florida	1988
51	James Knowles	West Alabama	1985
50	Kevin Henke	UNC Pembroke	2016
50	Michael Schuster	Kentucky Christian	2012
49	Kevin Henke	Valdosta State	2016
49	Jamie Stoddard	Alabama A&M	1995
49	James Knowles	Alabama A&M	1985
49	James Knowles	Valdosta State	1982
49	Nelson McMurray	Middle Tenn. State	1980
49	J.D. Lane	Jacksonville State	1987
49	Travis Johnston	Arkansas-Monticello	2001
49	Michael Schuster	Jacksonville State	2013
48	Creig Bell	Alabama A&M	1976

## LONGEST PUNT RETURNS

92	Janoris Jenkins	West Alabama	2011
91	Anthony Merritt	West Georgia	2003
89	Janoris Jenkins	Southern Arkansas	2011
88	Anthony Merritt	Delta State	2005
87	Janoris Jenkins	Glenville State	2011
85	"Brub" Hamilton	Henderson State	1952
85	Leonard Thomas	Jacksonville State	1969

## LONGEST KICKOFF RETURNS

100	Bobby Joe Pride	Tennessee-Martin	1970
100	Delvon Carpenter	West Florida	2017
99	Troy Nelson	Tennessee-Martin	1989

## LONGEST INTERCEPTION RETURNS

93	Caleb Massey	Texas A&M-Kingsville	2012
90	Lyle Underwood	Middle Tenn.St.	1959
80	Khyle Jackson	North Greenville	2016
78	Corey Harris	Alabama A&M	1997
77	Michael Johnson	Delta State	2008
75	Troy Nelson	Delta State	1989
72	Dwain Smith	Central Washington	2017
71	Anton Bowen	Southern Arkansas	2008
70	Philbert Martial	Western Oregon	2014

## LONGEST FUMBLE RETURNS

99	Craig Fox	Southern Arkansas	2007
91	Neal Mitchell, Jr.	Ouachita Baptist	2007

# North Alabama's FCS Firsts

## ALL VS. SOUTHERN UTAH, SEPTEMBER 1, 2018

FIRST OFFENSIVE PLAY: Christian Lopez five-yard pass to Jakobi Byrd.

FIRST RUSHING PLAY: Christian Lopez 30-yard run.

FIRST SCORE: Chandler Carrera, 35-yard field goal at 9:53 of the first quarter.

FIRST SCORING DRIVE: Seven plays, 62 yards, 2:22 time of possession. 9:53 of the first quarter.

FIRST TOUCHDOWN: Christian Lopez, two-yard run at 8:28 of the second quarter.

FIRST RUSHING TOUCHDOWN: Christian Lopez, two-yard run at 8:28 of the second quarter.

FIRST TOUCHDOWN DRIVE: Seven plays, 85 yards, 2:40 time of possession. 8:28 of the second quarter.

FIRST TOUCHDOWN PASS: Christian Lopez 39 yards to Jakobi Byrd, 12:39 of the third quarter.

FIRST 100-YARD RUSHER: Christian Lopez, 105 yards on 15 carries, one TD.

FIRST 100-YARD RECEIVER: Dexter Boykin, eight catches for 135 yards, two touchdowns.

FIRST DEFENSIVE PLAY: James Felila 15-yard run for SUU.

FIRST TACKLE: Christon Taylor and DAndre Hart.

FIRST QUARTERBACK SACK: Christon Taylor, on Chris Helbig for seven-yard loss on first possession of the season .

FIRST FIELD GOAL ATTEMPT: Chandler Carrera, 35-yard field goal at 9:53 of the first quarter - GOOD.

FIRST PUNT: Joe Gurley, 44 yards at 9:02 of third quarter.

FIRST KICKOFF RETURN: A.J. Bracey, 10 yards at 11:08 of the second quarter.

FIRST BLOCKED KICK: Marcus Robinson blocked Manny Berz PAT. 00:58 of the second quarter.

\* UNA scored on its first possession of the FCS era with a 62-yard, seven play drive for a field goal.

FIRST PUNT RETURN ALLOWED FOR TD: Jerry Louie-McGee of Montana on September 7, 2019 (74 yards)

FIRST KICKOFF RETURN FOR TD: Andre Little, 94 yards vs. Camobell on Nov. 2, 2019

## LONGEST PLAYS OF UNA'S FCS ERA

**Rush:** 88 by Terence Humphrey vs. Presbyterian (H), Sept. 28, 2019

**Pass:** 75 by Christian Lopez to Cortez Hall vs. Western Illinois (H), Aug. 29, 2019

(from Christian Lopez) and 75 by Cortez Hall (TD) at Montana (A), Sept. 7, 2019 (from Christian Lopez)

**Reception:** 75 by Cortez Hall (TD) vs. Western Illinois (H), Aug. 29, 2019

(from Christian Lopez) and 75 by Cortez Hall (TD) at Montana (A), Sept. 7, 2019 (from Christian Lopez)

**Punt:** 61 by Joe Gurley at Montana (A), and Presbyterian, Sept. 28, 2019 (H)

**Kickoff Return:** 75 by K.J. Smith vs. Mississippi College (H), Oct. 13, 2018

**Punt Return:** 18 by Dwain Smith at Campbell (A), Sept. 29, 2018

**Interception Return:** 52 by A.J. Bracey vs. Shorter (H), Nov. 3, 2018



# THE TRADITION

---

## UNA HAS RICH FOOTBALL TRADITION

### **North Alabama Has Claimed Seven National Championships:**

The University North Alabama athletic program has won seven NCAA Division II National Championships with three in football (1993, 1994, 1995), two in men's basketball (1979, 1991), one in women's volleyball (2003) and one in softball (2016).

### **UNA is One of Just Five Schools With at Least Two Basketball and Two Football Titles:**

North Alabama is one of just five schools in NCAA history on all levels to have won at least two National Championships in football and men's basketball. The others are Florida, Michigan State, Northwest Missouri State and Wisconsin-White-water.

### **Two National Player of the Year Awards Named for Former UNA Athletes:**

The Division II National Player of the Year Awards in two sports are named for former North Alabama student-athletes: The Josh Willingham Award in baseball and the Harlon Hill Trophy in football.

## **FOOTBALL**

### **North Alabama has Second Winningest Collegiate Football Program in Alabama Since 1990:**

The University of North Alabama ranks second only behind the University of Alabama for football success by a school from the State of Alabama since 1990. Over the last 30 seasons, North Alabama has a combined 249-104-1 record in football for a 70.3 winning percentage. Over the same period of time, Alabama has a 273-100 record for a 73.1 winning percentage. Tuskegee is third at 232-100-1 (69.8) and Auburn is fourth at 238-117-3 (66.9).

### **North Alabama was First NCAA Scholarship Football Team to Win Three Straight National Titles:**

With three straight NCAA Division II Football National Championships from 1993-95, North Alabama became the first school in the history of NCAA scholarship football to win three consecutive football national titles. The only other schools to match that feat since have been FCS members Appalachian State (2005-07) and North Dakota State (2011-15, 17-19).

### **UNA was First Collegiate Football Team to Win 40 Games in Three Years:**

North Alabama was the first college football program in NCAA history to win as many as 40 games in just three seasons when the Lions went 41-1 from 1993-95. The only loss during that three-year span was 17-10 on the road at Youngstown State in 1994. Youngstown State went on to win the FCS football national championship that season.

### **North Alabama is Only Division II Football Program to Visit the White House:**

In 1995 North Alabama became the first, and so far only, Division II football team invited to the White House. President Bill Clinton invited the Lions to Washington, D.C. after UNA went 14-0 in 1995, winning its third consecutive NCAA Division II National Championship.

### **Lions Prominent in National Football League:**

The North Alabama football program has had 17 players drafted by National Football League teams, another 55 have signed NFL free-agent contracts and five former UNA Lions have gone on to play in the Super Bowl. Former UNA tight end Harlon Hill earned NFL Rookie of the Year and NFL Most Valuable Player honors with the Chicago Bears.



# THE TRADITION

## UNA HAS RICH FOOTBALL TRADITION

### **Five Former Lions Have Played in the Super Bowl:**

Five former North Alabama Lions went on to play in the Super Bowl during their careers in the National Football League. The first was receiver Robert Steele who played as a backup with the Dallas Cowboys in Super Bowl XIII. A pair of former Lions were in the same secondary in Super Bowl XXIV as Lewis Billups and Daryl Smith were teammates on the Cincinnati Bengals. Wide receiver Stevie Hobbs was a team captain and special teams starter on the Washington Redskins in Super Bowl XXVI and defensive tackle Shawn Lee was a starting defensive lineman for the San Diego Chargers in Super Bowl XXIX. Hobbs is the only former Lion on the winning team in the Super Bowl as Washington defeated the Buffalo Bills 37-24.

### **Lions Reached NCAA Football Playoffs in 12 of Last 15 Seasons:**


The University of North Alabama football program advanced to the NCAA Division II Playoffs in 12 of the Lions' last 15 seasons in Division II (2003, 2005, 2006, 2007, 2008, 2009, 2010, 2011, 2013, 2014, 2015, 2016)

### **UNA's 21 All-time Football Playoff Appearances Rank Second in Division II History:**

The University of North Alabama football program advanced to the NCAA Division II Playoffs 21 times between 1980 and 2016. It is the second most appearances in the history of the Division II playoffs by current or former members. The Lions 35 all-time playoff wins also rank second in DII history.

### **North Alabama's Ronald McKinnon was Inducted into College Football Hall of Fame:**

Former University of North Alabama All-American linebacker Ronald McKinnon (1992-95) was inducted into the College Football Hall of Fame in July of 2008. His class included such notables as Joe Paterno and Doug Flutie. A three-time consensus All-American on three national championship teams, McKinnon is the only defensive player to ever be selected as the Harlon Hill Trophy winner as Division II player of the year. He went on to a 10-year NFL career where he recorded more than 1,000 tackles.



Shawn Lee



Ronald McKinnon



1995 Lions with President Bill Clinton at the White House

# THE TRADITION

## UNA FOOTBALL SUPERLATIVES



**1 - Only Division II Football Program to Visit the White House**

(Invited by President Bill Clinton in 1996)

**3 - Consecutive National Championships**

(Only school in NCAA Division II history to win three straight football titles)

**5 - Former Lions Have Played in the Super Bowl**

(17 NFL draft picks, 58 free agent signees)

**13 - Gulf South Conference Football Titles**

(Most by any program in league history)

**21 - NCAA Division II Playoff Appearances**

(Second most in Division II history)

**22 - Top 25 National Rankings**

(Since 1980, Lions have been ranked in final Top 25 - 22 times)

**35 - NCAA Division II Playoff Wins**

(Second most in Division II history)

**70.3 - Wining Percentage Since 1990**

(Second among all collegiate football programs in the state of Alabama)

# THE TRADITION

## UNA HOME GAME DAYS

### Spirit Hill

Spirit Hill is the location for UNA's pre-game tailgate parties throughout the fall. Thousands of Lion fans cover the hill, adjacent to Braly Stadium, prior to every UNA home football game. Campus organizations, alumni groups and others reserve spots on the hill, and there are also places for children's activities. Two hours prior to kickoff the UNA football players pass through on their Lion Walk into the stadium.




### Lion Walk

Members of the UNA football team walk through the Spirit Hill tailgate area two hours and 15 minutes prior to all Lion home games at Braly Stadium to meet and greet fans and family members.



### Pride Rock

The University of North Alabama's Pride Rock tradition at Braly Stadium began in 1994, with the rock making its first appearance at a Lion football game on Sept. 10 at Braly Stadium against Alabama A&M.



Pride Rock is a 60-pound, engraved granite stone with an actual paw print from Leo, UNA's live lion mascot. The rock is used as a motivational tool for the Lion players. It is placed just behind

the north end zone at all Lion home games and the players file past and touch the rock on their way to the field. It serves as a reminder to the current Lion players of the proud tradition that has been established at the school and of all the former players who have played a part in building that tradition. It also symbolizes the pride and unity of the team and the university.

UNA sports information director Jeff Hodges originated the idea of the Pride Rock after the home of the Pride of Lions in the movie the Lion King.

Leo's former trustee, Joe Wallace, designed the rock, and it was crafted and donated to the university by Richard Beckman of Florence Marble Works.

Webster's Ninth New Collegiate Dictionary defines pride as, 1: The quality or state of being proud; a: delight or elation arising from some act, possession, or relationship; 2: a source of pride: the best in a group or class; 3: a company of lions.

### Victory Flame

The victory flame returned to the UNA campus in 1995 through the efforts of the UNA National Alumni Association. An important University symbol, the Victory Flame burned on the UNA campus from 1962 to 1986 but was extinguished with the building of the Guillot University Center. The new Victory Flame and Victory Garden stand between Bibb Graves Hall and the Memorial Amphitheater, directly across the street from the flame's former site. The flame is lit following every Lion victory or significant event in the life of the University. A miniature replica of the Victory Flame also stands atop the Lion football dressing room at Braly Stadium and is lit on game days.



# THE TRADITION

---

## UNA'S LIVE LION MASCOT

The University of North Alabama boasts the only live Lion mascot in the country living on a college campus. Leo III, born on November 18, 2002, resides on the UNA campus in the 12,764 square-foot George H. Carroll Lion Habitat and carries on a tradition that has covered more than 40 years.

His sister Una, passed away earlier this year after also serving as a mascot at UNA since 2002.

On July 22, 1974, former UNA president Dr. Robert M. Guillot brought a 35-pound lion cub to the campus and Leo spent the next 14 years "roaring" the school to victory. The original Leo died on Jan. 20, 1988, and a great outpouring of support from the Shoals community resulted in Leo II being brought to UNA in July of 1988.

Leo II lived in the compound that once housed the original Leo and grew to a weight of more than 600 pounds at eleven years of age. In 1997, Leo II was selected as the nation's "Second Best Mascot" by Sports Illustrated. He died in February of 2000.

Approaching his 18<sup>th</sup> birthday, Leo III is exhibited seven days a week from approximately 8 a.m. until 5 p.m. (weather conditions permitting).

In 2012 Leo III and UNA were ranked No. 1 of the 25 Best Real Animal Mascots in College Football by totalprosports.com. UNA was the only non-Division I institution to make the list, joining the company of competitive NCAA teams such as the Baylor Bears, LSU Tigers and Texas Longhorns.

All funds associated with the care and feeding of Leo III and UNA, the operation of their habitat, and the conduct of a related educational program are funded exclusively by charitable contributions.

