



LION FOOTBALL RECORD BOOK



KING OF THE JUNGLE

UNA HAS STATE'S WINNINGEST COLLEGE FOOTBALL PROGRAM SINCE 1990



Over the last 25 seasons, since 1990, the University of North Alabama has the winningest college football program in the state of Alabama. During that time frame, the Lions have an overall **213-84-1** record, which represents the most wins by any state school, and a **71.6** winning percentage, which is also the best in the state.

Since 1990 the Lions have made 16 NCAA Division II playoff appearances, won six NCAA Regional Championships, eight Gulf South Conference Championships and three NCAA Division II National Championships !

ALABAMA'S COLLEGE FOOTBALL TEAMS SINCE 1990

(1990-2014)
BY WINS

	1990s	2000s	2010s	Total
North Alabama	87-31-1	84-36	42-17	213-84-1
Alabama	83-39	70-47	58-9	211-95
Tuskegee	59-50-1	95-17	40-16	195-82-1
Auburn	72-40-3	82-33	45-21	198-94-3
Troy	87-32-1	65-49	25-36	178-115-1
Jacksonville State	58-55-1	61-43	43-18	162-117-1
Alabama State	55-51-4	60-50	37-21	152-122-4
Alabama A&M	52-57-1	69-43	26-32	147-131-1
Samford	69-43-2	45-60	32-25	146-128-2
Alabama-Birmingham	51-43-2	46-65	18-42	115-150-2
Miles	25-73-1	43-58	31-23	99-154-1
West Alabama	30-72	31-75	37-21	98-169
South Alabama			20-28	20-28

BY WINNING PCT

	1990s	2000s	2010s	Total
North Alabama	73.5	70.4	71.2	71.6
Tuskegee	54.0	84.8	71.4	70.3
Alabama	68.0	59.8	86.6	68.9
Auburn	68.0	71.3	68.2	67.6
Troy	72.9	57.0	40.9	60.7
Jacksonville State	51.3	58.6	70.4	58.0
Alabama State	51.8	54.5	63.7	55.3
Alabama A&M	47.7	61.6	44.8	52.9
Samford	61.4	42.8	56.1	53.2
Alabama-Birmingham	54.1	41.4	30.0	43.4
South Alabama			41.7	41.7
Miles	25.7	42.5	57.4	39.2
West Alabama	29.4	29.2	63.7	36.7

TABLE OF CONTENTS

RECORDS AND HONORS

Series Records.....	2-5
Homecoming, Season Openers, Overtime Games.....	6
UNA vs. Non-Conference Opponents.....	7
UNA vs. Ranked Teams.....	8-9
UNA as No.1 Ranked Team.....	10
Senior Superlatives.....	11
All-Time Team and Individual Records.....	12-14
Top Offensive Performances.....	15
Long Plays.....	16
Milestones.....	17
Lions on Television.....	18
100-Yard Rushers.....	19-22
Attendance Records.....	23
Annual Statistical Leaders.....	24-28
UNA's Top 10 Statistical Leaders.....	29, 34
Receiving Leaders.....	30-32
All-Purpose Leaders.....	33
Interceptions.....	35
Kick Returns.....	36
Year-by-Year Team Statistics.....	37
Statistical Rankings in the GSC.....	38
Lions in the Polls.....	39-40
Lions in Post-Season Play.....	41-47
All-Time Scores.....	48-53
All-Time Lettermen.....	54-63
All-Time Assistant Coaches.....	63
Records, Coaches and Captains.....	64
All-American Biographies, Listing and Teams.....	65-76
All-Region.....	77-78
UNA Coaching Records.....	78-79
Other Honors and Team Awards.....	80-85
Lions in the NCAA Statistics.....	86-88
50th Anniversary Lion Team.....	89
UNA All-Decade Teams/All-ACC Honorees.....	90-91
UNA Athletic Hall of Fame.....	92
Hall of Fames, National Awards.....	93-97
Harlon Hill and the Hill Trophy.....	98-102
NCAA Division II Team of the Quarter Century.....	103

LIONS IN PROFESSIONAL FOOTBALL

Lions in Professional Football.....	104-117
-------------------------------------	---------

THE GULF SOUTH CONFERENCE

History of the Gulf South Conference.....	118
GSC Honors.....	119-127

UNA'S NATIONAL CHAMPIONSHIPS

Three in a Row, UNA's NCAA Championships in Review.....	128-135
---	---------

LION FOOTBALL TRIVIA

UNA Football Timeline, Important Dates in Lion Football History.....	136-139
Lion Football Glossary.....	140-146



All-Gulf South Conference defensive back and return specialist Philbert Martial is one of 15 returning starters for the Lions in 2015

SERIES RECORDS

Record vs. All Opponents 1949-2014

Opponent	Record	First /Last Meeting	
Abilene Christian (Texas)	1-0-0	2011	2011
Alabama A&M	18-3-1	1975	1997
Albany State (Ga.)	4-1-0	1989	1996
Appalachian State (N.C.)	1-2-0	1971	1973
Arkansas State	4-11-1	1951	1966
Arkansas Tech	13-3-0	1970	2011
Arkansas-Monticello	9-3-0	1998	2009
Austin Peay State (Tenn.)	13-6-0	1949	1978
Bethel College (Tenn.)	2-0-0	1949	1950
Bloomsburg (Pa.)	1-0-0	1985	1985
Carson-Newman (Tenn.)	8-2-0	1978	2009
Central Arkansas (formerly State College of Arkansas)	15-5-0	1951	2005
Central Florida	2-2-0	1980	1989
Central Missouri State	2-0-0	1991	1992
Central Oklahoma	1-0-0	2011	2011
Central State of Ohio	0-1-0	1983	1983
College of Ozarks (Mo.)	1-0-0	1950	1950
Delta State (Miss.)	31-26-1	1960	2014
East Tennessee State	5-1-0	1954	1979
Eastern Illinois	0-1-0	1980	1980
Elon (N.C.)	0-1-0	1999	1999
Ferris State (Mich.)	1-0-0	1995	1995
Florida Tech	2-0-0	2013	2014
Fort Valley State (Ga.)	4-1-0	1985	1994
Glenville State (W.V.)	2-0-0	2010	2011
Gordon Military (Ga.)	1-0-0	1967	1967
Hampton (Va.)	2-0-0	1992	1993
Harding (Ark.)	7-6-0	2000	2012
Henderson State (Ark.)	20-4-0	1952	2010
Indiana-Pennsylvania	1-0-0	1993	1993
Jacksonville St. (Ala.)	18-24-3	1949	2013
Kentucky Christian	1-0-0	2012	2012
Lambuth (Tenn.)	3-0-0	2001	2010
Lane College (Tenn.)	1-0-0	1981	1981
Langston College (Okla.)	3-0-0	1979	2014
Lenoir-Rhyne (N.C.)	0-1-0	2013	2013
Louisiana College	2-1-0	1964	1968
McNeese State (La.)	0-2-0	1958	1959
Middle Tennessee State	6-14-0	1949	1980
Miles College (Ala.)	8-0-0	1982	2013
Mississippi College	15-14-2	1963	2014
Morningside (Iowa)	1-0-0	1957	1957

Murray State (Ky.)	5-3-0	1954	1961
Newberry College (S.C.)	2-0-0	1991	2006
Nicholls State (La.)	3-1-0	1973	1976
North Carolina Central	1-0-0	2005	2005
North Carolina-Pembroke	2-0-0	2013	2014
North Dakota	1-1-0	1994	2003
North Dakota State	0-1-0	1985	1985
North Greenville (S.C.)	2-0-0	2008	2009
Northwest Missouri State	0-2-0	2005	2008
Northwestern State (La.)	2-4-0	1962	1973
Ouachita Baptist (Ark.)	4-3-0	2000	2010
Pensacola NAS (Fla.)	0-1-0	1954	1954
Pittsburg State (Kan.)	1-2-0	1995	2000
Portland State (Ore.)	1-0-0	1993	1993
St. Bernard (Ala.)	2-0-0	1949	1950
Samford (Ala.) (formerly Howard College)	6-4-2	1949	2002
Savannah State (Ga.)	2-0-0	1984	1985
Shorter (Ga.)	3-0-0	2012	2014
Southeast Missouri State	1-0-0	1956	1956
Southeastern Louisiana	1-9-2	1957	1978
Southern Arkansas	11-4-0	1996	2011
Southwest Missouri State	2-0-0	1981	1982
Southwestern Louisiana	1-0-0	1997	1997
Stillman (Ala.)	1-0-0	2003	2003
Tarleton State (Texas)	1-1-0	2012	2013
Tennessee-Chattanooga	0-1-0	1963	1963
Tennessee-Martin	19-12-1	1949	1990
Tennessee Tech	2-4-1	1953	1959
Texas A&M-Kingsville	6-0-0	1993	2013
Troy State (Ala.)	23-21-0	1949	1992
Tusculum (Tenn.)	4-0-0	2004	2007
Tuskegee Institute (Ala.)	3-0-0	1979	2013
Union University (Tenn.)	2-0-0	1951	1952
Valdosta State (Ga.)	22-16-1	1982	2014
Vanderbilt (Tenn.)	0-1-0	1959	1959
Virginia State	1-0-0	1987	1987
Virginia Union	2-0-0	1980	1983
West Alabama (formerly Livingston)	50-17-1	1949	2014
West Georgia	21-11-0	1983	2014
Western Carolina (N.C.)	0-1-0	1974	1974
Western Oregon	1-0-0	2014	2014
Youngstown State (Ohio)	0-1-0	1994	1994
Totals		440-256-16	

ALL-TIME SERIES

Abilene Christian (1-0-0)

2011 UNA..... 23-17..... @Dallas, Texas

Alabama A&M (18-3-1)

1975 UNA..... 48-29..... @Huntsville
 1976 UNA..... 47-21..... Florence
 1977 UNA..... 28-7..... @Huntsville
 1978 UNA..... 40-16..... Florence
 1979 A&M..... 3-6..... @Huntsville
 1980 A&M..... 28-32..... Florence
 1981 UNA..... 32-30..... @Huntsville
 1982 UNA..... 38-17..... Florence
 1983 TIE..... 20-20..... @Huntsville
 1984 UNA..... 26-12..... Florence
 1985 UNA..... 6-3..... @Huntsville
 1986 UNA..... 26-0..... Florence
 1987 UNA..... 16-14..... @Huntsville
 1988 A&M..... 16-17..... Florence
 1989 UNA..... 19-7..... @Birmingham
 1990 UNA..... 25-0..... Florence
 1992 UNA..... 15-7..... Florence
 1993 UNA..... 49-7..... @Huntsville
 1994 UNA..... 58-13..... Florence
 1995 UNA..... 49-0..... @Huntsville
 1996 UNA..... 47-0..... Florence
 1997 UNA..... 49-20..... @Huntsville

Albany State (4-1-0)

1989 UNA..... 17-3..... Florence
 1990 UNA..... 37-23..... @Albany
 1995 UNA..... 41-13..... Florence
 1995 UNA..... 38-28..... Florence*
 1996 ASU..... 10-17..... @Albany

Appalachian State (1-2-0)

1971 ASU..... 6-59..... @Boone
 1972 ASU..... 3-17..... @Boone
 1973 UNA..... 21-7..... Florence

Arkansas State (4-11-1)

1951 ASU..... 13-35..... @Jonesboro
 1952 ASU..... 7-28..... Florence
 1953 TIE..... 13-13..... @Jonesboro
 1954 UNA..... 26-7..... Florence
 1955 UNA..... 12-7..... @Jonesboro
 1956 ASU..... 13-39..... Florence
 1957 ASU..... 13-15..... @Jonesboro
 1958 UNA..... 19-0..... Florence
 1959 UNA..... 16-14..... @Jonesboro
 1960 ASU..... 0-19..... Florence
 1961 ASU..... 6-14..... @Jonesboro
 1962 ASU..... 14-23..... Florence
 1963 ASU..... 12-14..... @Jonesboro
 1964 ASU..... 3-10..... Florence
 1965 ASU..... 12-33..... @Jonesboro
 1966 ASU..... 7-27..... Florence

Arkansas Tech (13-3-0)

1970 UNA..... 28-26..... @Russellville
 1971 ATU..... 30-31..... Florence
 1995 UNA..... 52-17..... @Russellville
 1996 ATU..... 35-38..... Florence
 1997 UNA..... 45-24..... @Russellville
 1998 UNA..... 42-21..... Florence
 1999 ATU..... 21-24..... @Russellville
 2002 UNA..... 49-14..... Florence
 2003 UNA..... 55-9..... @Russellville
 2006 UNA..... 38-14..... Florence
 2007 UNA..... 27-20..... @Russellville
 2008 UNA..... 45-24..... @Russellville
 2009 UNA..... 42-17..... Florence
 2009 UNA..... 41-28..... Florence*
 2010 UNA..... 28-0..... Florence
 2011 UNA..... 44-10..... @Russellville

Arkansas-Monticello (9-3)

1998 UNA..... 51-17..... @Monticello
 1999 UNA..... 16-13..... Florence
 2000 UAM..... 21-40..... Florence
 2001 UAM..... 12-28..... @Monticello
 2002 UAM..... 14-30..... @Monticello
 2003 UNA..... 41-20..... Florence
 2004 UNA..... 59-21..... Florence
 2005 UNA..... 42-0..... @Monticello
 2006 UNA..... 47-7..... Florence
 2007 UNA..... 46-26..... @Monticello
 2008 UNA..... 45-14..... Florence
 2009 UNA..... 27-13..... @Monticello

Austin Peay State (13-5)

1949 APS..... 6-27..... Florence
 1950 APS..... 0-6..... @Clarksville
 1951 UNA..... 27-7..... Florence
 1952 UNA..... 9-0..... @Clarksville
 1953 UNA..... 14-3..... Florence
 1954 UNA..... 13-7..... @Clarksville
 1955 UNA..... 13-7..... Florence
 1956 APS..... 6-19..... @Clarksville
 1957 UNA..... 40-13..... Florence
 1958 UNA..... 20-13..... @Clarksville
 1959 UNA..... 22-8..... Florence
 1960 UNA..... 35-34..... @Clarksville
 1961 UNA..... 14-8..... Florence
 1962 UNA..... 17-0..... @Clarksville
 1975 UNA..... 23-6..... Florence
 1976 APS..... 14-21..... @Clarksville
 1977 APS..... 6-13..... Florence
 1978 UNA..... 10-6..... @Clarksville

Bethel College (2-0)

1949 UNA..... 32-0..... @McKenzie
 1950 UNA..... 39-2..... Florence

Bloomsburg (1-0)

1985 UNA..... 34-0..... Florence*

Carson-Newman (8-2)

1978 UNA..... 34-17..... @Jefferson City
 1993 UNA..... 38-28..... Florence*
 1994 UNA..... 17-13..... Florence*
 1995 UNA..... 28-7..... Florence*
 1997 CNC..... 7-21..... @Jefferson City*
 1998 UNA..... 27-24..... @Rome, Ga.
 2003 UNA..... 41-9..... Florence*
 2008 UNA..... 20-13..... @Jefferson City
 2009 UNA..... 31-14..... Florence
 2009 CNC..... 21-24..... Florence*

Central Arkansas (15-5)

1951 UNA..... 32-20..... Florence
 1952 UNA..... 28-6..... Florence
 1968 UCA..... 12-14..... Florence
 1969 UNA..... 28-0..... @Conway
 1970 UNA..... 28-17..... Florence
 1971 UCA..... 13-14..... @Conway
 1993 UNA..... 27-10..... @Conway
 1994 UNA..... 28-21..... Florence
 1995 UNA..... 28-7..... @Conway
 1996 UCA..... 20-21..... Florence
 1997 UNA..... 35-6..... @Conway
 1998 UNA..... 31-21..... Florence
 1999 UNA..... 24-17..... @Conway
 2000 UNA..... 37-35..... @Conway
 2001 UCA..... 21-42..... Florence
 2002 UNA..... 47-33..... @Conway
 2003 UNA..... 31-12..... Florence
 2004 UNA..... 31-3..... Florence
 2005 UCA..... 26-29..... @Conway (2 OT)
 2005 UNA..... 41-38..... @Conway* (OT)

Central Florida (2-2)

1980 UNA..... 28-3..... Russellville
 1983 UNA..... 47-20..... @Orlando
 1988 UCF..... 33-35..... @Orlando
 1989 UCF..... 16-17..... Florence

Central Missouri St. (2-0)

1991 UNA..... 28-7..... @Warrensburg
 1992 UNA..... 17-16..... Florence

Central Oklahoma (1-0)

2011 UNA..... 31-10..... Florence

Central State of Ohio (0-1)

1983 CSO..... 24-27..... Florence*

College of the Ozarks (1-0)

1950 UNA..... 2-0..... Florence

Delta State (31-26-1)

1960 DSU..... 0-12..... @Cleveland
 1961 UNA..... 9-6..... Florence
 1962 DSU..... 14-26..... @Cleveland
 1963 UNA..... 20-17..... Florence
 1964 DSU..... 14-34..... @Cleveland
 1965 DSU..... 7-16..... Florence
 1966 DSU..... 21-32..... @Cleveland
 1967 DSU..... 18-28..... Florence
 1968 DSU..... 16-24..... @Cleveland
 1969 DSU..... 10-16..... Florence
 1970 DSU..... 1326..... @Cleveland
 1971 DSU..... 10-17..... Florence
 1972 UNA..... 17-7..... @Cleveland
 1973 UNA..... 21-18..... Florence
 1974 DSU..... 10-26..... @Cleveland
 1975 DSU..... 9-21..... Florence
 1976 UNA..... 20-17..... @Cleveland
 1977 UNA..... 28-21..... Florence
 1978 UNA..... 17-7..... @Cleveland
 1979 UNA..... 30-7..... Florence
 1980 UNA..... 45-7..... @Cleveland
 1981 UNA..... 41-7..... Florence
 1982 UNA..... 27-19..... @Cleveland
 1983 UNA..... 53-33..... Florence
 1984 TIE..... 7-7..... @Cleveland
 1985 UNA..... 12-3..... Florence
 1986 DSU..... 24-27..... @Cleveland
 1987 UNA..... 24-12..... Florence
 1988 UNA..... 27-24..... @Cleveland
 1989 UNA..... 31-12..... Florence
 1990 UNA..... 15-13..... @Cleveland
 1991 DSU..... 6-31..... Florence
 1992 DSU..... 10-14..... @Cleveland
 1993 UNA..... 58-17..... Florence
 1994 UNA..... 38-0..... @Cleveland
 1995 UNA..... 30-0..... @Cleveland
 1996 UNA..... 21-17..... Florence
 1997 UNA..... 17-10..... @Cleveland
 1998 UNA..... 17-10..... Florence
 1999 DSU..... 7-33..... @Cleveland
 2000 DSU..... 35-42..... @Cleveland
 2001 DSU..... 3-21..... Florence
 2004 DSU..... 21-28..... @Cleveland
 2005 UNA..... 56-21..... Florence
 2006 UNA..... 17-10..... @Cleveland
 2006 DSU..... 10-27..... Florence*
 2007 UNA..... 28-17..... Florence
 2007 UNA..... 20-17..... Florence*
 2008 DSU..... 28-34..... @Cleveland
 2008 UNA..... 55-34..... @Cleveland*
 2009 UNA..... 34-24..... Florence
 2010 UNA..... 31-7..... @Cleveland
 2010 DSU..... 24-47..... @Cleveland*
 2011 DSU..... 24-30 (OT)..... Florence
 2011 DSU..... 14-42..... @Cleveland*
 2012 UNA..... 20-12..... @Cleveland

2013 DSU..... 34-37..... Florence
 2014 DSU..... 28-33..... Cleveland

East Tennessee State (5-1)

1954 UNA..... 27-15..... @Johnson City
 1955 UNA..... 13-12..... Florence
 1956 UNA..... 21-7..... @Johnson City
 1957 UNA..... 19-13..... Florence
 1977 UNA..... 37-21..... @Johnson City
 1979 ETS..... 7-27..... Florence

Eastern Illinois (0-1)

1980 EIU..... 31-56..... Florence*

Elon (0-1)

1999 Elon..... 15-35..... @Elon

Ferris State (1-0)

1995 UNA..... 45-7..... Florence*

Florida Tech (2-0)

2013 UNA..... 55-28..... @Melbourne
 2014 UNA..... 34-31..... @Melbourne

Fort Valley State (4-1)

1985 UNA..... 14-7..... Florence*
 1991 FVS..... 23-34..... Florence
 1992 UNA..... 41-7..... @Macon
 1993 UNA..... 36-14..... Florence
 1994 UNA..... 35-0..... @Fort Valley

Glenville State (2-0)

2010 UNA..... 54-10..... @Glenville
 2011 UNA..... 48-21..... Florence

Gordon Military (1-0)

1967 UNA..... 52-14..... Florence

Hampton (2-0)

1992 UNA..... 33-21..... @Hampton*
 1993 UNA..... 45-20..... @Florence*

Harding (7-6)

2000 HU..... 36-37..... @Searcy
 2001 HU..... 14-17..... Florence
 2002 HU..... 38-45..... Florence
 2003 UNA..... 38-3..... @Searcy
 2004 HU..... 27-30..... @Searcy
 2005 UNA..... 35-6..... Florence
 2006 UNA..... 41-14..... Florence
 2007 UNA..... 58-17..... @Searcy
 2008 UNA..... 52-0..... Florence
 2009 UNA..... 38-0..... @Searcy
 2010 HU..... 28-29..... @Searcy
 2011 UNA..... 28-20..... Florence
 2012 UNA..... 10-31..... Florence

Henderson State (20-4)

1952 UNA..... 47-21..... Florence
 1955 UNA..... 33-7..... Florence
 1965 UNA..... 16-15..... @Arkadelphia
 1966 UNA..... 28-20..... Florence
 1967 HSU..... 21-27..... @Arkadelphia
 1968 HSU..... 10-21..... Florence
 1969 HSU..... 7-8..... @Arkadelphia
 1970 UNA..... 30-20..... Florence
 1971 HSU..... 7-21..... @Arkadelphia
 1972 UNA..... 21-0..... Florence
 1993 UNA..... 17-0..... Florence
 1994 UNA..... 41-7..... @Arkadelphia
 1995 UNA..... 33-28..... Florence
 1996 UNA..... 17-3..... @Arkadelphia
 1997 UNA..... 42-20..... Florence
 1998 UNA..... 41-7..... @Arkadelphia
 1999 UNA..... 21-14..... Florence (QT)
 2000 UNA..... 24-17..... @Arkadelphia

ALL-TIME SERIES

2001	UNA.....	22-7.....	@Arkadelphia
2004	UNA.....	33-10.....	@Arkadelphia
2005	UNA.....	38-10.....	Florence
2008	UNA.....	45-20.....	Florence
2009	UNA.....	43-26.....	@Arkadelphia
2010	UNA.....	27-10.....	Florence

Indiana-Pennsylvania (1-0)

1993	UNA.....	41-34.....	Florence
------	----------	------------	----------

Jacksonville State (18-24-3)

1949	JSU.....	7-12.....	@Jacksonville
1950	UNA.....	6-0.....	Florence
1951	JSU.....	6-13.....	@Jacksonville
1952	UNA.....	41-14.....	Florence
1953	UNA.....	26-0.....	@Jacksonville
1954	UNA.....	21-0.....	Florence
1955	UNA.....	21-7.....	@Jacksonville
1956	UNA.....	27-14.....	Florence
1960	UNA.....	14-7.....	@Jacksonville
1961	UNA.....	17-0.....	Florence
1962	TIE.....	7-7.....	@Jacksonville
1963	TIE.....	0-0.....	Florence
1964	JSU.....	0-28.....	@Jacksonville
1965	JSU.....	0-6.....	Florence
1966	JSU.....	0-20.....	@Jacksonville
1967	JSU.....	14-23.....	Florence
1968	UNA.....	38-10.....	@Jacksonville
1969	UNA.....	23-18.....	Florence
1970	JSU.....	28-55.....	@Jacksonville
1971	JSU.....	7-60.....	Florence
1972	JSU.....	20-39.....	@Jacksonville
1973	JSU.....	12-42.....	Florence
1974	UNA.....	28-24.....	@Jacksonville
1975	UNA.....	21-14.....	Florence
1976	JSU.....	7-28.....	@Jacksonville
1977	JSU.....	20-24.....	Florence
1978	JSU.....	14-19.....	@Jacksonville
1979	UNA.....	28-14.....	Florence
1980	UNA.....	35-28.....	@Jacksonville
1981	JSU.....	14-21.....	Florence
1982	JSU.....	10-28.....	@Jacksonville
1983	UNA.....	24-21.....	Florence
1984	UNA.....	34-13.....	@Jacksonville
1985	UNA.....	23-10.....	Florence
1986	JSU.....	26-29.....	@Jacksonville
1987	TIE.....	10-10.....	Florence
1988	JSU.....	3-38.....	@Jacksonville
1989	JSU.....	3-12.....	Florence
1990	JSU.....	25-41.....	@Jacksonville
1990	JSU.....	14-38.....	@Jacksonville*
1991	JSU.....	13-48.....	@Jacksonville
1992	JSU.....	6-10.....	Florence
1992	JSU.....	12-14.....	Florence*
2003	UNA.....	28-16.....	@Jacksonville
2013	JSU.....	21-24(2 OT)	@Jacksonville

Kentucky Christian (1-0)

2012	UNA.....	39-0.....	Florence
------	----------	-----------	----------

Lambuth (3-0)

2001	UNA.....	37-27.....	Florence
2002	UNA.....	24-17.....	@Jackson
2010	UNA.....	31-0.....	@Jackson

Lane College (1-0)

1981	UNA.....	41-0.....	Florence
------	----------	-----------	----------

Langston College (3-0)

1979	UNA.....	28-7.....	Florence
1981	UNA.....	36-6.....	Florence
2014	UNA.....	56-7.....	Florence

Lenoir-Rhyne (0-1)

2013	LR.....	39-42.....	@Hickory*
------	---------	------------	-----------

Louisiana College (2-1)

1964	UNA.....	16-7.....	Florence
1965	LC.....	0-13.....	@Pineville
1968	UNA.....	37-0.....	Florence

McNeese State (0-2)

1958	MSU.....	0-20.....	Florence
1959	MSU.....	7-28.....	@Lake Charles

Middle Tennessee State (6-14)

1949	MTS.....	16-54.....	Florence
1950	MTS.....	14-26.....	@Murfreesboro
1951	MTS.....	0-21.....	Florence
1952	UNA.....	34-18.....	Florence
1953	UNA.....	14-7.....	Florence
1954	MTS.....	26-27.....	@Murfreesboro
1955	MTS.....	21-25.....	@Murfreesboro
1957	MTS.....	0-26.....	Florence
1958	MTS.....	6-36.....	@Murfreesboro
1959	MTS.....	26-34.....	Florence
1960	UNA.....	7-6.....	@Murfreesboro
1961	MTS.....	3-13.....	Florence
1962	MTS.....	2-33.....	@Murfreesboro
1963	MTS.....	13-41.....	Florence
1964	MTS.....	3-21.....	@Murfreesboro
1965	MTS.....	14-44.....	Florence
1971	UNA.....	24-14.....	Florence
1972	MTS.....	10-31.....	@Murfreesboro
1979	UNA.....	20-17.....	@Murfreesboro
1980	UNA.....	36-0.....	Florence

Miles College (8-0)

1982	UNA.....	45-6.....	Florence
1983	UNA.....	38-0.....	Florence
1984	UNA.....	28-0.....	Florence
1985	UNA.....	40-0.....	Florence
1986	UNA.....	48-20.....	Florence
1987	UNA.....	46-7.....	Florence
2012	UNA.....	31-30.....	@Birmingham
2013	UNA.....	42-7.....	Florence

Mississippi College (15-14-2)

1963	TIE.....	0-0.....	Florence
1964	MC.....	0-3.....	@Clinton
1965	MC.....	7-21.....	Florence
1966	UNA.....	14-7.....	@Clinton
1967	MC.....	22-28.....	Florence
1968	UNA.....	35-14.....	@Clinton
1972	MC.....	6-14.....	@Clinton
1973	MC.....	7-26.....	Florence
1974	UNA.....	30-23.....	@Clinton
1975	UNA.....	41-14.....	Florence
1976	UNA.....	34-20.....	@Clinton
1977	MC.....	0-28.....	Florence
1978	UNA.....	30-0.....	@Clinton
1979	MC.....	10-17.....	Florence
1980	UNA.....	28-22.....	@Clinton
1981	UNA.....	37-23.....	Florence
1982	MC.....	20-28.....	@Clinton
1983	UNA.....	28-0.....	Florence
1984	TIE.....	24-24.....	Florence
1985	MC.....	13-17.....	@Clinton
1986	MC.....	6-21.....	Florence
1987	UNA.....	24-20.....	@Clinton
1988	MC.....	35-42.....	Florence
1989	MC.....	0-34.....	@Clinton
1990	MC.....	10-21.....	Florence
1991	MC.....	3-31.....	@Clinton
1992	UNA.....	14-6.....	Florence
1993	UNA.....	38-28.....	@Clinton
1994	UNA.....	24-0.....	Florence
1995	UNA.....	41-3.....	@Clinton
2014	UNA.....	58-0.....	@Clinton

Morningside (1-0)

1957	UNA.....	40-0.....	Florence
------	----------	-----------	----------

Murray State (5-3)

1954	UNA.....	20-13.....	Florence
1955	MSU.....	7-14.....	@Murray
1956	UNA.....	19-18.....	Florence
1957	MSU.....	0-7.....	@Murray
1958	MSU.....	6-20.....	Florence
1959	UNA.....	13-6.....	@Murray
1960	UNA.....	20-15.....	Florence
1961	UNA.....	9-6.....	@Murray

Newberry (2-0)

1991	UNA.....	21-7.....	Florence
2006	UNA.....	38-20.....	Florence*

Nicholls State (3-1)

1973	UNA.....	27-11.....	@Thibodeaux
1974	UNA.....	17-8.....	Florence
1975	NSU.....	27-28.....	@Thibodeaux
1976	UNA.....	37-7.....	Florence

North Carolina Central (1-0)

2005	UNA.....	24-21.....	@Durham*
------	----------	------------	----------

North Carolina-Pembroke (2-0)

2013	UNA.....	37-13.....	@Pembroke*
2014	UNA.....	27-6.....	@Pembroke

North Dakota (1-1)

1994	UNA.....	35-7.....	Florence*
2003	UND.....	22-29.....	@Grand Forks*

North Dakota State (0-1)

1985	NDS.....	7-35.....	@McAllen, TX*
------	----------	-----------	---------------

North Greenville (2-0)

2008	UNA.....	52-7.....	@Tigerville
2009	UNA.....	50-3.....	Florence

Northwest Missouri State (0-2)

2005	NWMS.....	24-25.....	Florence*
2008	NWMS.....	7-41.....	@Maryville*

Northwestern State (2-4)

1962	UNA.....	21-14.....	Florence
1963	NSU.....	14-33.....	@Natchitoches
1969	UNA.....	27-3.....	Florence
1970	NSU.....	21-42.....	@Natchitoches
1972	NSU.....	7-14.....	Florence
1973	NSU.....	14-27.....	@Natchitoches

Ouachita Baptist (4-3)

2000	OBU.....	29-30.....	Florence
2001	UNA.....	28-21.....	@Arkadelphia
2002	OBU.....	24-38.....	@Arkadelphia
2003	UNA.....	41-14.....	Florence
2006	UNA.....	47-10.....	@Arkadelphia
2007	UNA.....	40-7.....	Florence
2010	OBU.....	23-24 (OT)	@Arkadelphia

Pensacola NAS (0-1)

1954	PEN.....	0-21.....	@Pensacola
------	----------	-----------	------------

Pittsburg State (1-2)

1995	UNA.....	27-7.....	Florence*
1999	PSU.....	21-28.....	Florence
2000	PSU.....	21-28.....	@Pittsburg (OT)

Portland State (1-0)

1993	UNA.....	44-32.....	@Portland
------	----------	------------	-----------

St. Bernard (2-0)

1949	UNA.....	28-0.....	@St. Bernard
1950	UNA.....	48-0.....	Florence

Samford (6-4-2)

1949	UNA.....	28-7.....	Florence
1950	UNA.....	7-0.....	@Birmingham
1951	UNA.....	30-6.....	Florence
1953	UNA.....	40-7.....	Florence
1966	TIE.....	31-31.....	Florence
1967	TIE.....	14-14.....	Florence
1968	UNA.....	36-10.....	Florence
1969	SU.....	15-24.....	@Birmingham
1970	UNA.....	24-10.....	Florence
1971	SU.....	7-28.....	@Birmingham
1972	SU.....	10-24.....	Florence
2002	SU.....	21-24.....	@Birmingham (2 OT)

Savannah State (2-0)

1984	UNA.....	37-3.....	@Savannah
1985	UNA.....	43-32.....	Florence

Shorter (3-0)

2012	UNA.....	41-0.....	Florence
2013	UNA.....	41-0.....	@Rome
2014	UNA.....	45-7.....	Florence

Southeast Missouri State (1-0)

1956	UNA.....	63-13.....	Florence
------	----------	------------	----------

Southeastern Louisiana (1-9-2)

1957	SLU.....	19-21.....	Florence
1958	SLU.....	7-40.....	@Hammond
1959	SLU.....	21-28.....	Florence
1960	SLU.....	6-32.....	@Hammond
1961	SLU.....	6-33.....	Florence
1962	SLU.....	7-25.....	@Hammond
1973	SLU.....	0-26.....	@Hammond
1974	SLU.....	17-21.....	Florence
1975	SLU.....	15-28.....	@Hammond
1976	TIE.....	28-28.....	Florence
1977	UNA.....	29-7.....	@Hammond
1978	TIE.....	7-7.....	Florence

Southern Arkansas (11-4)

1996	UNA.....	27-9.....	Florence
1997	SAU.....	7-16.....	@Magnolia
1998	SAU.....	14-21.....	@Magnolia
1999	SAU.....	14-24.....	Florence
2002	SAU.....	33-43.....	Florence
2003	UNA.....	21-14.....	@Magnolia
2003	UNA.....	48-24.....	Florence
2004	UNA.....	45-24.....	Florence
2005	UNA.....	31-21.....	@Magnolia
2006	UNA.....	40-10.....	@Magnolia
2007	UNA.....	27-8.....	Florence
2008	UNA.....	57-14.....	Florence
2009	UNA.....	41-9.....	@Magnolia
2010	UNA.....	48-6.....	Florence
2011	UNA.....	42-14.....	@Magnolia

Southwest Missouri State (2-0)

1981	UNA.....	28-21.....	@Springfield
1982	UNA.....	17-3.....	Florence

Southwestern Louisiana (1-0)

1997	UNA.....	48-42.....	@Lafayette (4OT)
------	----------	------------	------------------

Stillman (1-0)

2003	UNA.....	68-7.....	Florence
------	----------	-----------	----------

Tarleton State (1-1)

2012	TSU.....	28-38.....	Florence
2013	UNA.....	44-7.....	@Stephenville

Tennessee-Chattanooga (0-1)

1963	UTC.....	6-25.....	@Chattanooga
------	----------	-----------	--------------

ALL-TIME SERIES

Tennessee-Martin (19-12-1)

1949	UNA	53-0	Florence
1960	UNA	21-10	Florence
1961	UNA	17-14	@Martin
1962	UNA	31-8	Florence
1963	UTM	2-27	@Martin
1964	UNA	8-0	Florence
1965	UNA	17-14	@Martin
1966	UTM	18-24	Florence
1967	UTM	0-22	@Martin
1968	UNA	37-17	Florence
1969	UNA	51-7	@Martin
1970	UTM	7-35	Florence
1971	UTM	7-20	@Martin
1972	UTM	16-21	Florence
1973	UTM	16-17	@Martin
1974	UNA	42-10	Florence
1975	UNA	30-20	@Martin
1976	UTM	7-31	Florence
1977	UTM	13-31	@Martin
1978	UNA	38-17	Florence
1979	UTM	9-10	@Martin
1980	UNA	26-17	Florence
1981	UNA	37-10	@Martin
1982	UNA	33-10	Florence
1983	UNA	35-7	@Martin
1984	TIE	10-10	Florence
1985	UNA	38-7	@Martin
1986	UTM	3-7	Florence
1987	UNA	3-0	@Martin
1988	UTM	14-38	Florence
1989	UNA	28-6	@Martin
1990	UNA	49-0	Florence

Tennessee Tech (2-4-1)

1953	TTU	7-14	@Cookeville
1954	UNA	20-7	Florence
1955	TTU	7-26	@Cookeville
1956	TTU	6-20	Florence
1957	UNA	20-0	@Cookeville
1958	TTU	14-20	Florence
1959	TIE	14-14	@Cookeville

Texas A&M-Kingsville (6-0)

1993	UNA	27-25	Florence*
1994	UNA	16-10	Florence*
1996	UNA	24-7	@Kingsville
1997	UNA	17-12	Florence
2012	UNA	21-16	@Kingsville
2013	UNA	49-17	Florence

Troy State (23-21)

1949	TSU	6-19	@Troy
1950	TSU	0-19	Florence
1951	UNA	31-6	@Troy
1952	UNA	29-6	Florence
1953	UNA	26-6	@Troy
1954	UNA	28-6	Florence
1955	UNA	30-7	@Troy
1956	UNA	27-6	Florence
1957	UNA	41-14	@Troy
1958	UNA	20-14	Florence
1959	UNA	34-13	@Troy
1960	UNA	38-0	Florence
1961	UNA	14-8	@Troy
1962	UNA	27-6	Florence
1963	UNA	8-7	@Troy
1964	TSU	7-21	Florence
1965	UNA	35-16	@Troy
1966	UNA	35-34	Florence
1967	TSU	19-31	@Troy
1968	TSU	0-41	Florence
1969	TSU	10-31	@Troy
1970	TSU	23-28	Florence
1971	TSU	14-21	@Troy
1972	TSU	0-33	Florence

1973	TSU	7-36	@Troy
1974	TSU	29-36	Florence
1975	UNA	49-26	@Troy
1976	TSU	3-17	Florence
1977	TSU	27-34	@Troy
1978	TSU	0-17	Florence
1979	TSU	14-27	@Troy
1980	UNA	31-22	Florence
1981	UNA	24-13	@Troy
1982	UNA	38-6	Florence
1983	UNA	42-21	@Troy
1984	UNA	13-10	Florence
1985	UNA	9-7	@Troy
1986	TSU	9-38	Florence
1987	TSU	3-38	@Troy
1988	TSU	7-30	Florence
1989	TSU	16-23	@Troy
1990	UNA	17-6	Florence
1991	TSU	9-31	@Troy
1992	TSU	10-24	Florence

Tusculum (4-0)

2004	UNA	28-7	@Greeneville
2005	UNA	33-7	Florence
2006	UNA	22-10	@Greeneville
2007	UNA	43-24	Florence

Tuskegee (3-0)

1979	UNA	26-7	@Tuskegee
1980	UNA	25-13	Florence
2013	UNA	30-27	Florence*

Union (Tenn.) (2-0)

1951	UNA	44-0	Florence
1952	UNA	51-7	@Union

Valdosta State (22-16-1)

1982	UNA	53-7	@Valdosta
1983	UNA	27-0	Florence
1984	UNA	35-24	@Valdosta
1985	UNA	45-0	Florence
1986	VSU	7-24	@Valdosta
1987	UNA	17-16	Florence
1988	VSU	28-35	@Valdosta
1989	VSU	21-24	Florence
1990	UNA	26-10	@Valdosta
1991	VSU	27-34	Florence
1992	TIE	24-24	@Valdosta
1993	UNA	31-21	@Valdosta
1994	UNA	38-21	Florence
1994	UNA	27-24	Florence*(2OT)
1995	UNA	26-9	Florence
1996	VSU	31-34	@Valdosta (3OT)
1997	VSU	0-21	Florence
1998	UNA	35-7	@Valdosta
1999	UNA	31-28	Florence
2000	VSU	21-45	@Valdosta
2001	VSU	7-54	@Valdosta
2002	VSU	28-45	Florence
2003	UNA	17-10	@Valdosta
2004	VSU	20-24	Florence
2005	VSU	23-26	@Valdosta
2005	UNA	40-13	@Valdosta*
2006	UNA	31-24	Florence (OT)
2007	VSU	24-27	@Valdosta
2007	VSU	23-37	@Valdosta*
2008	UNA	41-23	Florence
2008	UNA	37-10	Florence *
2009	UNA	62-27	@Valdosta
2010	VSU	0-5	Florence
2010	UNA	43-20	@Valdosta*
2011	UNA	30-23	@Valdosta
2012	VSU	21-24	Florence
2013	UNA	57-7	@Valdosta
2014	UNA	31-20	Florence
2014	VSU	31-33	Florence*

Vanderbilt (0-1)

1959	VU	7-42	@Nashville
------	----	------	------------

Virginia State (1-0)

1987	UNA	25-13	Florence
------	-----	-------	----------

Virginia Union (2-0)

1980	UNA	17-8	Florence*
1983	UNA	16-14	Florence*

West Alabama (50-17-1)

1949	UWA	13-14	Florence
1950	UWA	0-19	@Livingston
1951	UNA	12-9	Florence
1952	UNA	34-6	@Livingston
1953	UNA	40-6	Florence
1954	UNA	32-0	@Livingston
1955	UNA	52-0	Florence
1956	UNA	32-6	@Livingston
1957	UNA	47-7	Florence
1958	UNA	32-14	Florence
1959	UNA	19-0	Florence
1960	UNA	23-6	Florence
1961	UNA	49-0	Florence
1962	UNA	27-7	@Livingston
1963	UNA	35-7	Florence
1964	TIE	6-6	@Livingston
1965	UNA	42-28	Florence
1966	UNA	10-0	@Livingston
1967	UNA	28-7	Florence
1968	UWA	23-27	@Livingston
1969	UNA	17-13	Florence
1970	UNA	21-14	@Livingston
1971	UWA	0-31	Florence
1972	UWA	6-17	@Livingston
1973	UNA	13-12	Florence
1974	UWA	16-28	@Livingston
1975	UNA	7-14	Florence
1976	UWA	24-27	@Livingston
1977	UNA	42-9	Florence
1978	UNA	19-7	@Livingston
1979	UNA	6-0	Florence
1980	UNA	20-3	@Livingston
1981	UWA	9-19	Florence
1982	UWA	3-14	@Livingston
1983	UNA	15-12	Florence
1984	UWA	28-35	@Livingston
1985	UNA	17-0	Florence
1986	UNA	14-3	Hamilton
1986	UNA	21-17	@Livingston
1987	UWA	10-12	Florence
1988	UNA	10-7	@Livingston
1989	UNA	30-0	Florence
1990	UNA	54-10	@Livingston
1991	UNA	14-0	Florence
1992	UNA	20-13	@Livingston
1993	UNA	65-13	Florence
1994	UNA	50-7	@Livingston
1995	UNA	42-10	Florence
1996	UNA	38-24	@Livingston
1997	UNA	56-14	Florence
1998	UNA	38-24	Florence
1999	UNA	51-33	@Livingston
2000	UNA	21-14	Florence
2001	UNA	30-0	Florence
2002	UWA	24-31	@Livingston
2003	UNA	44-10	Florence
2004	UWA	27-28	@Livingston
2005	UNA	76-14	Florence
2006	UNA	45-3	@Livingston
2007	UNA	49-20	Florence
2008	UNA	41-9	@Livingston
2009	UWA	28-31 (4 OT)	Florence
2010	UNA	24-23	Florence
2011	UWA	26-31	@Livingston
2011	UNA	43-27	@Livingston*

2012	UWA	27-42	@Livingston
2013	UNA	30-27 (OT)	Florence
2014	UNA	24-16	Livingston

West Georgia (21-11)

1983	UNA	49-7	@Carrollton
1984	UNA	24-3	Florence
1985	UNA	19-14	@Carrollton
1986	UWG	35-37	Florence
1987	UWG	13-23	@Carrollton
1988	UWG	0-16	Florence
1989	UNA	27-17	@Carrollton
1990	UNA	45-7	Florence
1991	UWG	26-28	@Carrollton
1992	UNA	19-7	Florence
1993	UNA	41-14	Florence
1994	UNA	37-25	@Carrollton
1995	UNA	34-19	Florence
1996	UWG	31-32	@Carrollton
1997	UNA	21-18	Florence
1998	UWG	17-24	@Carrollton
1999	UWG	7-21	Florence
2000	UWG	28-35	@Carrollton
2001	UWG	0-49	@Carrollton
2002	UNA	36-26	Florence
2003	UNA	48-21	@Carrollton
2004	UWG	21-38	Florence
2005	UNA	20-19	@Carrollton
2006	UNA	26-16	@Carrollton
2007	UNA	65-17	Florence
2008	UNA	53-0	@Carrollton
2009	UNA	55-7	Florence
2010	UNA	17-10	@Carrollton
2011	UNA	28-3	Florence
2012	UWG	23-38	@Carrollton
2013	UNA	38-21	Florence
2014	UNA	31-28	Florence

Western Carolina (0-1)

1974	WCU	7-32	@Cullowhee
------	-----	------	------------

Western Oregon (1-0)

2014	UNA	30-10	Florence
------	-----	-------	----------

Youngstown State (0-1)

1994	YSU	14-17	@Youngstown
------	-----	-------	-------------

* - indicates NCAA playoff game

OPENERS, HOMECOMING & OVERTIME

All-Time Season Openers (39-23-4)

1949	at Jacksonville State.....	7-12
1950	College of the Ozarks.....	2-0
1951	Union University.....	44-0
1952	at Union University.....	51-7
1953	at Tennessee Tech.....	7-14
1954	Tennessee Tech.....	20-7
1955	at Tennessee Tech.....	7-26
1956	Tennessee Tech.....	6-20
1957	Middle Tennessee St.....	0-26
1958	Murray State.....	6-20
1959	at Tennessee Tech.....	14-14
1960	at Delta State.....	0-12
1961	Delta State.....	9-6
1962	at Jacksonville State.....	7-7
1963	Jacksonville State.....	0-0
1964	at Middle Tennessee St.....	3-21
1965	Middle Tennessee St.....	14-44
1966	at Jacksonville State.....	0-20
1967	Jacksonville State.....	14-23
1968	College of the Ozarks.....	12-14
1969	Northwestern St. (La).....	27-3
1970	at Northwestern St. (La).....	21-42
1971	Middle Tennessee St.....	24-14
1972	at Middle Tennessee St.....	10-31
1973	at S.E. Louisiana.....	0-26
1974	S.E. Louisiana.....	17-21
1975	at S.E. Louisiana.....	15-28
1976	S.E. Louisiana.....	28-28
1977	at East Tennessee St.....	37-21
1978	at Carson-Newman.....	34-17
1979	Langston University.....	28-7
1980	Middle Tennessee St.....	36-0
1981	Lane College.....	41-0
1982	S.W. Missouri.....	17-3
1983	Miles College.....	38-0
1984	Miles College.....	28-0
1985	Miles College.....	40-0
1986	Miles College.....	48-20
1987	Miles College.....	46-7
1988	Alabama A&M.....	16-17
1989	Alabama A&M (N).....	19-7
1990	Alabama A&M.....	25-0
1991	at Central Missouri.....	28-7
1992	Central Missouri.....	17-16
1993	Fort Valley State.....	36-14
1994	at Fort Valley State.....	35-0
1995	Albany State.....	41-13
1996	at Albany State.....	10-17
1997	at Alabama A&M.....	49-20
1998	Carson-Newman (N).....	27-24
1999	Pittsburg State.....	21-28
2000	at Pittsburg State (OT).....	21-28
2001	Lambuth.....	37-27
2002	Samford.....	21-24 (2 OT)
2003	Stillman.....	68-7
2004	at Tusculum.....	28-7
2005	Tusculum.....	33-7
2006	at Tusculum.....	22-10
2007	Tusculum.....	43-24
2008	Southern Arkansas.....	57-14
2009	at Southern Arkansas.....	41-9
2010	Henderson State.....	27-10
2011	Central Oklahoma.....	31-10
2012	at Miles.....	31-30
2013	Miles.....	42-7
2014	at Mississippi College.....	58-0

All-Time Record on Homecoming (45-19-1)

1949	Tennessee-Martin.....	53-0
1950	Troy State.....	0-19
1951	West Alabama.....	12-9
1952	Troy State.....	29-6
1953	West Alabama.....	40-6
1954	Murray State.....	20-13
1955	Austin Peay.....	13-7
1956	Troy State.....	27-6
1957	East Tennessee St.....	19-13
1958	Troy State.....	20-14
1959	Middle Tennessee St.....	26-34
1960	Troy State.....	38-0
1961	Jacksonville State.....	17-0
1962	Troy State.....	27-6
1963	Delta State.....	20-17
1964	Troy State.....	7-21
1965	Mississippi College.....	7-21
1966	Troy State.....	35-34
1967	Mississippi College.....	22-28
1968	Henderson State.....	10-21
1969	West Alabama.....	17-13
1970	Samford.....	24-10
1971	Arkansas Tech.....	30-31
1972	Henderson State.....	21-0
1973	Mississippi College.....	7-26
1974	Troy State.....	29-36
1975	Delta State.....	9-21
1976	Nicholls State.....	37-7
1977	Austin Peay.....	6-13
1978	Tennessee-Martin.....	38-17
1979	Delta State.....	30-7
1980	Tennessee-Martin.....	26-17
1981	Mississippi College.....	37-23
1982	Tennessee-Martin.....	33-10
1983	Mississippi College.....	28-0
1984	Tennessee-Martin.....	10-10
1985	West Alabama.....	17-0
1986	Tennessee-Martin.....	3-7
1987	West Alabama.....	10-12
1988	Tennessee-Martin.....	14-38
1989	Central Florida.....	16-17
1990	Tennessee-Martin.....	49-0
1991	Newberry.....	21-7
1992	Troy State.....	10-24
1993	West Alabama.....	65-15
1994	Central Arkansas.....	28-21
1995	Valdosta State.....	26-9
1996	Delta State.....	27-17
1997	Henderson State.....	42-20
1998	Delta State.....	17-10
1999	Henderson State.....	21-14
2000	Henderson State.....	24-17
2001	Central Arkansas.....	21-42
2002	Southern Arkansas.....	33-43
2003	Central Arkansas.....	31-12
2004	Valdosta State.....	20-24
2005	Henderson State.....	38-10
2006	Arkansas-Monticello.....	47-7
2007	West Georgia.....	65-17
2008	Valdosta State.....	41-23
2009	Arkansas Tech.....	42-17
2010	Arkansas Tech.....	28-0
2011	Harding.....	28-20
2012	Shorter.....	41-0
2013	West Georgia.....	38-21
2014	Western Oregon.....	30-10

All-Time Record in Overtime Games (6-8)

1994	Valdosta State - NCAA Playoffs (2 Overtimes).....	27-24
1996	at Valdosta State (3 Overtimes).....	31-34
1997	at SW Louisiana (4 Overtimes).....	48-42
1999	Henderson State (1 Overtime).....	21-14
2000	at Pittsburg State (1 Overtime).....	21-28
2002	at Samford (2 Overtimes).....	21-24
2005	at Central Arkansas (2 Overtimes).....	26-29
2005	at Central Arkansas (1 Overtime).....	41-38
2006	Valdosta State (1 Overtime).....	31-24
2009	West Alabama (4 Overtimes).....	28-31
2009	Ouachita Baptist (1 Overtime).....	23-24
2011	Delta State (1 Overtime).....	24-30
2013	at Jacksonville State (2 Overtimes).....	21-24
2013	West Alabama (1 Overtime).....	30-27



Bobby Wallace is 11-2 in season-openers at UNA and 10-3 in Homecoming games with the Lions

NON-CONFERENCE GAMES

Non-Conference Games

since the GSC was formed in 1971
(107-32-1)

Home: 64-16

Away: 40-15

Neutral: 3-1-1

NCAA Playoffs: 19-8

1972	at Middle Tennessee State	10-31
1972	Samford	10-24
1972	at Appalachian State	3-17
1973	Appalachian State	21-7
1974	at Western Carolina	7-32
1974	at Austin Peay	14-20
1975	at Alabama A&M	48-29
1975	Austin Peay	23-6
1976	Alabama A&M	47-21
1976	Austin Peay	14-21
1977	at East Tennessee State	37-21
1977	at Alabama A&M	28-7
1977	Austin Peay	6-13
1978	at Carson-Newman	34-17
1978	Alabama A&M	40-16
1978	at Austin Peay	10-6
1979	Langston	28-7
1979	at Middle Tennessee State	20-17
1979	at Tuskegee	26-7
1979	at Alabama A&M	3-6
1979	East Tennessee State	7-27
1980	Middle Tennessee State	36-0
1980	Tuskegee	25-13
1980	Alabama A&M	28-32
1980	Central Florida	28-3
1980	*Virginia Union	17-8
1980	*Eastern Illinois	31-56
1981	Lane	41-0
1981	at Alabama A&M	32-20
1981	Langston	36-6
1981	at Southwest Missouri State	28-21
1982	Southwest Missouri State	17-3
1982	Miles	45-6
1982	Alabama A&M	38-17
1983	Miles	38-0
1983	at Central Florida	47-20
1983	Alabama A&M (N)	20-20
1983	*Virginia Union	16-14
1983	*Central State-Ohio	24-27
1984	Miles	28-0
1984	at Savannah State	37-3
1984	Alabama A&M	26-12
1985	Miles	40-0
1985	Savannah State	43-22
1985	at Alabama A&M	6-3
1985	*Fort Valley State	14-7
1985	*Bloomsburg	34-0
1985	*North Dakota State (N)	7-35
1986	Miles	48-20
1986	Alabama A&M	26-0
1987	Miles	46-7

1987	Virginia State	25-13
1987	at Alabama A&M	16-14
1988	Alabama A&M	16-17
1988	at Central Florida	33-35
1989	Alabama A&M (N)	19-7
1989	Albany State	17-3
1989	Central Florida	16-17
1990	Alabama A&M	25-0
1990	at Albany State	27-23
1991	at Central Missouri State	28-7
1991	Newberry	21-7
1991	Fort Valley State	23-34
1992	Central Missouri State	17-16
1992	Alabama A&M	15-7
1992	at Fort Valley State	41-7
1992	Troy State	10-24
1992	*at Hampton	33-21
1993	Fort Valley State	36-14
1993	at Alabama A&M	49-7
1993	at Portland State	44-32
1993	*Carson-Newman	38-28
1993	*Hampton	45-20
1993	*Texas A&M-Kingsville	27-25
1993	*Indiana, Pa.	41-34
1994	at Fort Valley State	35-0
1994	Alabama A&M	58-13
1994	at Youngstown State	14-17
1994	*Carson-Newman	17-13
1994	*North Dakota	35-7
1994	*Texas A&M-Kingsville	16-10
1995	Albany State	41-13
1995	at Alabama A&M	49-0
1995	*Albany State	38-28
1995	*Carson-Newman	28-7
1995	*Ferris State	45-7
1995	*Pittsburg State	27-7
1996	at Albany State	10-17
1996	Alabama A&M	47-0
1996	at Texas A&M-Kingsville	24-7
1997	at Alabama A&M	49-20
1997	Texas A&M-Kingsville	17-12
1997	at SW Louisiana	48-42 (4 ots)
1997	*at Carson-Newman	7-21
1998	Carson-Newman (N)	27-24
1999	Pittsburg State	21-28
1999	at Elon	15-35
2000	at Pittsburg State	21-28
2001	Lambuth	37-27
2002	Lambuth	24-17
2003	Stillman	68-7
2003	at Jacksonville State	28-16
2003	*Carson-Newman	41-9
2003	*at North Dakota	22-29
2004	at Tusculum	28-7
2005	Tusculum	33-7
2005	*at North Carolina Central	24-21
2005	*NW Missouri State	24-25
2006	Tusculum	22-10
2006	*Newberry	38-20
2007	Tusculum	43-24
2008	at Carson-Newman	20-13
2008	at North Greenville	52-7

2008	*at NW Missouri State	7-41
2009	Carson-Newman	31-14
2009	North Greenville	50-3
2009	*Carson-Newman	21-24
2010	at Glenville State	54-10
2010	at Lambuth	31-0
2011	Central Oklahoma	31-10
2011	Glenville State	48-21
2011	vs. Abilene Christian	23-17
2011	Harding	28-20
2011	at Southern Arkansas	42-14
2011	at Arkansas Tech	44-10
2012	at Miles	31-30
2012	Harding	10-31
2012	Kentucky Christian	39-0
2012	at Texas A&M-Kingsville	21-16
2012	Tarleton State	28-38
2013	Miles	42-7
2013	at Jacksonville State (2 OT)	21-24
2013	Texas A&M-Kingsville	49-17
2013	at Tarleton State	44-7
2013	*Tuskegee	30-27
2013	*at UNC-Pembroke	37-13
2013	*at Lenoir-Rhyne	39-42
2014	Langston	56-7
2014	Western Oregon	30-10
2014	at UNC-Pembroke	27-6

* - indicates NCAA playoff game

N - indicates game played at neutral site

UNA vs. Division I Programs (2-2)

1959	at Vanderbilt	7-42
1972	at Appalachian State	3-17
1973	Appalachian State	21-7
1997	at Southwestern Louisiana (4 OT)	48-42

UNA vs. FCS Programs since Division I-AA was formed in 1978 (6-6)

1978	at Austin Peay	10-6
1979	at Middle Tennessee State	20-17
1979	East Tennessee	7-27
1980	Middle Tennessee State	36-0
1981	at Southwest Missouri State	28-21
1982	Southwest Missouri State	17-3
1992	Troy State	10-24
1993	at Youngstown State	14-17
1999	at Elon	15-35
2002	at Samford	21-24 (2 OT)
2003	at Jacksonville State	28-16
2013	at Jacksonville State	21-24 (2 OT)

UNA VS. NATIONALLY RANKED TEAMS

North Alabama has played 92 games against nationally ranked opponents since 1992 - including three ranked teams in 2014. The Lions are 55-36-1 in the 92 previous meetings with ranked opponents over the last 23 seasons.

UNA won 18 straight games against nationally ranked teams at home from 1992-99, dating back to a 14-12 loss to third ranked Jacksonville State in the 1992 playoffs, prior to a 28-21 loss to Pittsburg State in 1999. UNA has played 48 of its last 92 games against ranked teams against Top 10 teams. The Lions are 28-20 in those previous 48 games.

Date	Opponent	Rank	Score	
1972				
Sept. 30	West Alabama	1st	6-17	L
1979				
Nov. 10	Mississippi College	7th	10-17	L
1980				
Oct. 26	Troy State	3rd	31-22	W
Nov. 29	Virginia Union	5th	17-8	W
Dec. 6	Eastern Illinois	1st	31-56	L
1981				
Nov. 21	Jacksonville State	5th	14-21	L
1983				
Oct. 3	Central State of Ohio	7th	24-27	L
Nov. 5	Mississippi College	7th	28-0	W
Nov. 26	Virginia Union	6th	16-14	W
1984				
Oct. 26	Troy State	2nd	13-10	W
1985				
Nov. 30	Fort Valley State	6th	14-7	W
Dec. 7	Bloomsburg	3rd	34-0	W
Dec. 14	North Dakota State	7th	7-35	L
1987				
Oct. 31	Troy State	6th	3-38	L
1988				
Oct. 1	Central Florida	2nd	33-35	L
Oct. 15	Jacksonville State	3rd	3-38	L
1989				
Sept. 9	Mississippi College	7th	0-34	L
Sept. 16	Albany State	14th	17-3	W
Oct. 14	Jacksonville State	3rd	3-12	L
1990				
Sept. 8	Mississippi College	1st	10-21	L
Nov. 17	Jacksonville State	10th	14-38	L
1991				
Sept. 14	Mississippi College	4th	3-31	L
Oct. 19	Jacksonville State	2nd	13-48	L
1992				
Oct. 17	Jacksonville State	15th	6-10	L
Nov. 14	at Valdosta State	20th	24-24	T
Nov. 21	at Hampton	6th	33-21	W
Nov. 28	Jacksonville State	3rd	12-14	L
1993				
Sept. 4	Fort Valley State	16th	36-14	W
Oct. 2	at Portland State	3rd	44-32	W
Nov. 6	at Valdosta State	18th	31-21	W
Nov. 20	Carson-Newman	14th	38-28	W
Nov. 27	Hampton	3rd	45-20	W
Dec. 4	Texas A&M-Kingsville	19th	27-25	W
Dec. 11	Indiana, Pa.	4th	41-34	W
1994				
Oct. 8	at Youngstown State (IAA)	3rd	14-17	L
Nov. 5	Valdosta State	2nd	38-21	W
Nov. 12	West Georgia	10th	37-25	W
Nov. 19	Carson-Newman	16th	17-13	W
Nov. 26	Valdosta State (2 OT)	6th	27-24	W
Dec. 3	North Dakota	12th	35-7	W
Dec. 10	Texas A&M-Kingsville	2nd	16-10	W

1995

Sept. 2	Albany State	7th	41-13	W
Nov. 18	Albany State	12th	38-28	W
Nov. 25	Carson-Newman	6th	28-7	W
Dec. 2	Ferris State	3rd	45-7	W
Dec. 9	Pittsburg State	4th	27-7	W

1996

Aug. 31	at Albany State	13th	10-17	L
Sept. 21	at Texas A&M-Kingsville	9th	24-7	W
Oct. 5	at Valdosta State (3 OT)	4th	31-34	L
Nov. 9	at West Georgia	11th	31-32	L

1997

Sept. 20	Texas A&M-Kingsville	2nd	17-12	W
Nov. 8	West Georgia	9th	21-18	W
Nov. 22	at Carson-Newman	1st	7-21	L

1998

Sept. 5	at Carson-Newman	3rd	27-24	W
Sept. 12	at Southern Arkansas	10th	14-21	L

1999

Sept. 4	Pittsburg State	10th	21-28	L
Sept. 11	Southern Arkansas	12th	14-24	L

2000

Sept. 2	at Pittsburg State	6th	21-28	L
Oct. 28	Valdosta State	11th	21-45	L
Nov. 4	West Georgia	4th	28-35	L

2001

Sept. 1	Lambuth (NAIA)	4th	37-27	W
Sept. 22	Delta State	1st	3-21	L
Sept. 29	Central Arkansas	23rd	21-42	L
Oct. 27	Valdosta State	1st	7-54	L
Nov. 3	West Georgia	21st	0-49	L

2002

Nov. 2	Valdosta State	2nd	28-45	L
--------	----------------	-----	-------	---

2003

Oct. 4	at Southern Arkansas	15th	21-14	W
Nov. 1	at Valdosta State	1st	17-10	W
Nov. 22	Southern Arkansas	12th	48-24	W
Nov. 29	Carson-Newman	8th	41-9	W
Dec. 6	at North Dakota	7th	22-29	L

2004

Sept. 4	at Tusculum	12th	28-7	W
Sept. 18	at Delta State	16th	21-28	L
Oct. 2	Central Arkansas	20th	31-3	W
Oct. 23	Valdosta State	5th	20-24	L

2005

Sept. 17	Delta State	9th	56-21	W
Sept. 24	Harding	24th	35-6	W
Oct. 20	at Valdosta State	3rd	23-26	L
Nov. 12	at Valdosta State	9th	40-13	W
Nov. 19	at North Carolina Central	19th	24-21	W
Nov. 26	at Central Arkansas (OT)	15th	41-38	W
Dec. 3	NW Missouri State	21st	24-25	L

2006

Oct. 21	at Delta State	15th	17-10	W
Oct. 28	Valdosta State (OT)	12th	31-24	W
Nov. 25	Newberry	12th	38-20	W
Dec. 2	Delta State	11th	10-27	L

2007

Oct. 18	Delta State	5th	28-17	W
Oct. 27	at Valdosta State	11th	24-27	L
Nov. 24	Delta State	9th	20-17	W
Dec. 1	at Valdosta State	8th	23-37	L

UNA VS. RANKED TEAMS, REMATCHES, GSC

2008

Sept. 4	at Carson-Newman	4th	20-13	W
Oct. 18	at Delta State	7th	28-34	L
Oct. 25	Valdosta State	9th	41-23	W
Nov. 1	Arkansas-Monticello	23rd	45-14	W
Nov. 22	Valdosta State	13th	37-10	W
Nov. 29	at Delta State	4th	55-34	W
Dec. 6	at NW Missouri State	3rd	7-41	L

2009

Sept. 5	Carson-Newman	22nd	31-14	W
Nov. 21	Arkansas Tech	21st	41-28	W
Nov. 28	Carson-Newman	10th	21-24	L

2010

Oct. 14	Valdosta State	19th	0-5	L
Oct. 28	Delta State	19th	31-7	W
Nov. 20	at Valdosta State	17th	43-20	W

2011

Sept. 17	vs. Abilene Christian	3rd	23-17	W
Oct. 13	Delta State	2nd	24-30 (OT)	L
Oct. 27	at West Alabama	23rd	26-31	L
Nov. 19	at West Alabama	22nd	43-27	W
Nov. 26	at Delta State	8th	14-42	L

2013

Oct. 26	at Valdosta State	11th	57-7	W
Nov. 2	West Alabama	20th	30-27 (OT)	W
Nov. 30	at North Carolina-Pembroke	8th	37-13	W
Dec. 7	at Lenoir-Rhyne	13th	39-42	L

2014

Sept. 27	Valdosta State	21st	31-29	W
Nov. 1	at Delta State	19th	28-33	L
Nov. 22	Valdosta State	21st	31-33	L

UNA IN REMATCH GAMES:

UNA has an all-time 12-8 record in rematch games where it has faced the same team twice in a season. UNA is 11-8 in playoff games that were rematches. In 11 of the 20 previous pairings, the team that won the first meeting also won the second. All but two of UNA's all-time rematches have been against GSC schools. The exceptions were when the Lions played Albany State twice in 1995 and Carson-Newman twice in 2009.

1986	UNA 14, West Alabama 3	Regular Season	N
	UNA 21, West Alabama 17	Regular Season	A
1990	Jacksonville State 41, UNA 25	Regular Season	A
	Jacksonville State 38, UNA 14	Playoffs-Round of 16	A
1992	Jacksonville State 10, UNA 6	Regular Season	H
	Jacksonville State 14, UNA 12	Playoffs-Quarterfinal	H
1994	UNA 38, Valdosta State 21	Regular Season	H
	UNA 27, Valdosta State 24 (OT)	Playoffs-Quarterfinal	H
1995	UNA 41, Albany State 13	Regular Season	H
	UNA 38, Albany State 28	Playoffs-Round of 16	H
2003	UNA 21, Southern Arkansas 14	Regular Season	A
	UNA 48, Southern Arkansas 24	Playoffs-Round of 16	H
2005	Valdosta State 26, UNA 23	Regular Season	A
	UNA 40, Valdosta State 13	Playoffs-Round of 24	A
2005	Central Arkansas 29, UNA 26 (2OT)	Regular Season	A
	UNA 41, Central Arkansas 38 (OT)	Playoffs-Quarterfinal	A
2006	UNA 17, Delta State 10	Regular Season	A
	Delta State 27, UNA 10	Playoffs-Quarterfinal	H
2007	UNA 28, Delta State 17	Regular Season	H
	UNA 20, Delta State 17	Playoffs-Round of 16	H
2007	Valdosta State 27, UNA 24	Regular Season	A
	Valdosta State 37, UNA 23	Playoffs-Quarterfinal	A
2008	UNA 41, Valdosta State 23	Regular Season	H
	UNA 37, Valdosta State 10	Playoff-Round of 16	H
2008	Delta State 34, UNA 28	Regular Season	A
	UNA 55, Delta State 34	Playoffs-Quarterfinal	A

2009	UNA 42, Arkansas Tech 17	Regular Season	H
	UNA 41, Arkansas Tech 28	Playoffs-Round of 16	H
2009	UNA 31, Carson-Newman 14	Regular Season	H
	Carson-Newman 24, UNA 21	Playoffs-Quarterfinal	H
2010	Valdosta State 5, UNA 0	Regular Season	H
	UNA 43, Valdosta State 20	Playoffs-Round of 24	A
2010	UNA 31, Delta State 7	Regular Season	A
	Delta State 47, UNA 24	Playoffs-Round of 16	A
2011	West Alabama 31, UNA 26	Regular Season	A
	UNA 43, West Alabama 27	Playoffs-Round of 24	A
2011	Delta State 30, UNA 24 (OT)	Regular Season	H
	Delta State 42, UNA 14	Playoffs-Round of 16	A
2014	UNA 31, Valdosta State 29	Regular Season	H
	Valdosta State 33, UNA 31	Playoffs-Round of 24	H

UNA VS. GSC IN PLAYOFFS:

UNA has faced another GSC team in the post-season 17 times and the Lions are 10-7 record in NCAA playoff games against other Gulf South Conference schools. (5-3 at home, 5-4 on road)

1990	Jacksonville State 38, UNA 14	Playoffs-Round of 16	A
1992	Jacksonville State 14, UNA 12	Playoffs-Quarterfinal	H
1994	UNA 27, Valdosta State 24 (OT)	Playoffs-Quarterfinal	H
2003	UNA 48, Southern Arkansas 24	Playoffs-Round of 16	H
2005	UNA 41, Valdosta State 13	Playoffs-Round of 24	A
2005	UNA 41, Central Arkansas 38 (OT)	Playoffs-Quarterfinal	A
2006	Delta State 27, UNA 10	Playoffs-Quarterfinal	H
2007	UNA 20, Delta State 17	Playoffs-Round of 16	H
2007	Valdosta State 37, UNA 23	Playoffs-Quarterfinal	A
2008	UNA 37, Valdosta State 10	Playoffs-Round of 16	H
2008	UNA 55, Delta State 34	Playoffs-Quarterfinal	A
2009	UNA 41, Arkansas Tech 28	Playoffs-Round of 16	H
2010	UNA 43, Valdosta State 20	Playoffs-Rounds of 24	A
2010	Delta State 47, UNA 24	Playoffs-Round of 16	A
2011	UNA 43, West Alabama 27	Playoffs-Round of 24	A
2011	Delta State 42, UNA 14	Playoffs-Round of 16	A
2014	Valdosta State 33, UNA 31	Playoffs-Round of 24	H



UNA has faced another Gulf South Conference opponent in the playoffs 17 times, including a 2014 matchup with Valdosta State.

UNA AS NO. 1 RANKED TEAM

UNA IS 41-4 AS NO. 1 RANKED TEAM

1993 - Ranked No. 1 on October 4, 1993

10-9	@ Mississippi College	W	38-28
10-16	HENDERSON STATE	W	17-0
10-23	Central Arkansas	W	27-10
10-30	WEST ALABAMA	W	65-15
11-6	@ Valdosta State	W	31-21
11-13	WEST GEORGIA	W	41-14

NCAA Playoffs

11-20	CARSON-NEWMAN	W	38-28
11-27	HAMPTON	W	45-20
12-4	TEXAS A&M-KINGSVILLE	W	27-25
12-11	INDIANA, Pa.	W	41-34

1994

9-3	@ Fort Valley State	W	35-0
9-10	ALABAMA A&M	W	58-13
9-17	MISSISSIPPI COLLEGE	W	24-0
9-24	@ Delta State	W	38-0
10-8	@ Youngstown State	L	14-17
10-15	@ Henderson State	W	41-7
10-22	CENTRAL ARKANSAS	W	28-21
10-29	@ West Alabama	W	50-7
11-5	VALDOSTA STATE	W	38-21
11-12	@ West Georgia	W	37-25

NCAA Playoffs

11-19	CARSON-NEWMAN	W	17-13
11-26	VALDOSTA STATE (2 OT)	W	27-24
12-3	NORTH DAKOTA	W	35-7
12-10	TEXAS A&M-KINGSVILLE	W	16-10

1995

9-2	ALBANY STATE	W	41-13
9-9	@ Alabama A&M	W	49-0
9-23	@ Delta State	W	30-0
9-30	@ Mississippi College	W	41-3
10-7	WEST GEORGIA	W	34-19
10-14	@ Central Arkansas	W	26-7
10-21	HENDERSON STATE	W	33-28
10-28	VALDOSTA STATE	W	26-9
11-4	@ Arkansas Tech	W	52-17
11-11	WEST ALABAMA	W	42-10

NCAA Playoffs

11-18	ALBANY STATE	W	38-28
11-25	CARSON-NEWMAN	W	28-7
12-2	FERRIS STATE	W	45-7
12-9	PITTSBURG STATE	W	27-7

1996

8-31	@ Albany State	L	10-17
9-7	ALABAMA A&M	W	47-0

Ranked No. 9 on September 9, 1996

Ranked No. 1 on October 19, 2009

2009

10-22	@ Valdosta State	W	62-27
10-31	@ Arkansas-Monticello	W	27-13
11-7	WEST ALABAMA	L	28-31 (4 OT)

Ranked No. 1 on October 3, 2011

2011

10-8	@ Arkansas Tech	W	44-10
10-13	Delta State	L	24-30 (OT)

UNA'S NUMBER ONE RANKINGS IN DIVISION II FOOTBALL

1993

Sept. 27 North Dakota State

* UNA's First-Ever No. 1 Ranking came on Oct. 4, 1993 after a loss by top-ranked North Dakota State

Oct. 4	North Alabama
Oct. 11	North Alabama
Oct. 18	North Alabama
Oct. 25	North Alabama
Nov. 1	North Alabama
Nov. 8	North Alabama

1994

Preseason	North Alabama
Sept. 12	North Alabama
Sept. 19	North Alabama
Sept. 26	North Alabama
Oct. 3	North Alabama
Oct. 10	North Alabama
Oct. 17	North Alabama
Oct. 24	North Alabama
Oct. 31	North Alabama
Nov. 7	North Alabama

1995

Preseason	North Alabama
Sept. 11	North Alabama
Sept. 18	North Alabama
Sept. 25	North Alabama
Oct. 2	North Alabama
Oct. 9	North Alabama
Oct. 16	North Alabama
Oct. 23	North Alabama
Oct. 30	North Alabama
Nov. 6	North Alabama

1996

Preseason North Alabama

* UNA fell from No. 1 after a 17-10 loss at Albany State in 1996 opener. Ferris State moved up to No. 1 on Sept. 9.

2009

Oct. 19	North Alabama
Oct. 26	North Alabama
Nov. 2	North Alabama

2011

Oct. 3	North Alabama
Oct. 10	North Alabama

UNA'S WINNINGEST SENIOR CLASSES

UNA's Senior Superlatives

Best four-year records in school history

Record	Years					Head Coach	Playoff Appearances
48-5-1	1992-95	7-4-1	14-0	13-1	14-0	Wallace	4
47-6	1993-96	14-0	13-1	14-0	6-5	Wallace	3
44-8	2005-08	11-3	11-1	10-2	12-2	Hudspeth	4
44-7	2006-09	11-1	10-2	12-2	11-2	Hudspeth/Bowden	4
42-9	1994-97	13-1	14-0	6-5	9-3	Wallace	3
42-10	2007-10	10-2	12-2	11-2	9-4	Hudspeth/Bowden	4
41-11	2008-11	12-2	11-2	9-4	9-3	Hudspeth/Bowden	4
40-10	2003-06	13-1	5-5	11-3	11-1	Hudspeth	3

Senior Classes that reached the playoffs in four straight seasons

Years	Record		Head Coach	Playoff Results
1992-95	48-5-1	7-4-1	Wallace	1992 Quarterfinals
		14-0	Wallace	1993 Champions
		13-1	Wallace	1994 Champions
		14-0	Wallace	1995 Champions
2005-08	44-8	11-3	Hudspeth	2005 Semifinals
		11-1	Hudspeth	2006 Quarterfinals
		10-2	Hudspeth	2007 Quarterfinals
		12-2	Hudspeth	2008 Semifinals
2006-09	44-7	11-1	Hudspeth	2006 Quarterfinals
		10-2	Hudspeth	2007 Quarterfinals
		12-2	Hudspeth	2008 Semifinals
		11-2	Bowden	2009 Quarterfinals
2007-10	42-10	10-2	Hudspeth	2007 Quarterfinals
		12-2	Hudspeth	2008 Semifinals
		11-2	Bowden	2009 Quarterfinals
		9-4	Bowden	2010 Second Round
2008-11	41-11	12-2	Hudspeth	2008 Semifinals
		11-2	Bowden	2009 Quarterfinals
		9-4	Bowden	2010 Second Round
		9-3	Bowden	2011 Second Round

Senior Classes with the most consecutive national rankings

Years	Rankings
2006-09	54 straight weeks ranked 11th or higher - 53 weeks in the Top 10 • Only senior class nationally ranked every week for four years
2007-10	52 straight weeks ranked 21st or higher - 45 weeks in the Top 10
2005-08	50 straight weeks ranked 22nd or higher - 39 weeks in Top 10

LION TEAM RECORDS

RUSHING

Most Net Yards Rushing

Game: 550 vs. Delta State, Sept. 25, 1993

Regular Season: 3,715 in 10 games, 1993

Entire Season: 5,196 in 14 games, 1993

Touchdowns Rushing

Game: 8 vs. Delta State (Home), Sept. 25, 1993

Season: 63 in 14 games, 1993

Most Carries

Season: 803 in 14 games, 1993

Rushing Average Per Game

Regular Season: 371.5 in 10 games, 1993

Entire Season: 371.1 in 14 games, 1993

Average Yards Per Rush

Game: 9.3 vs. West Georgia (Home),

Nov. 13, 1993 (402 on 43)

Season: 6.5 in 14 games, 1993 (5,196 on 803)

PASSING

Most Yards Gained

Game: 511 vs. Valdosta State (Home), Nov. 22, 2014

Season: 4,106 in 13 games, 2009

Most Passes Attempted

Game: 61 vs. Glenville State (Away), Sept. 13, 2010

Season: 545 in 14 games, 2005

Most Passes Completed

Game: 45 vs. Glenville State (Away), Sept. 13, 2010

Season: 333 in 14 games, 2005

Most Passes Had Intercepted

Game: 6 vs. Henderson State (Away), 1969

Season: 29 in 10 games, 1988

Highest Completion Percentage

Season: 69.9 in 14 games, 2003 (283 of 405)

Most Touchdown Passes

Game: 7 vs. West Alabama (H), Nov. 5, 2005

Season: 35 in 14 games, 2005

TOTAL OFFENSE

Most Yards Gained

Game: 752 vs. Arkansas Tech, (Away) Sept. 27, 1997

Season: 6,714 in 14 games, 1993

Average Yards Gained Per Play

Game: 11.4 vs. Arkansas Tech, (Away) Sept. 27, 1997 (752 on 66)

Season: 7.0 in 14 games, 1993

Most Offensive Plays

Game: 96 vs. Arkansas Tech, (Home)

Oct. 19, 2002 & vs. Glenville State (Away), Sept. 13, 2010

Average Total Offense Per Game

Season: 481.0 in 14 games, 1993

Most Yards Penalized:

Season: 1,287 in 13 games, 2009

Fewest Yards Penalized

Season: 204 in nine games, 1958

FIRST DOWNS

Most Total

Game: 36 vs. Glenville State (Away), Sept. 13, 2010

Season: 341 in 14 games, 1993

Most Rushing

Game: 25 vs. Hampton (Home), Nov. 27, 1993 and vs. Hampton (Away) 1992

Season: 250 in 14 games, 1993

SCORING

Most Points Scored

Game: 76 vs. West Alabama, (Home) Nov. 5, 2005 (76-14)

Road: 62 at Valdosta State on Oct. 22, 2009 (62-27)

Season: 578 in 14 games, 2008

Quarter: 33 in second vs. Arkansas-Monticello (Home) Sept. 11, 2004

Half: 49 in first vs. Harding (Home) Sept. 25, 2008

Most Touchdowns

Game: 11 vs. West Alabama, (Home)

Nov. 5, 2005 **Season:** 75 in 14 games, 1993

Average Points Scored

Season: 41.3 in 14 games, 2008

PUNTING

Most Punts

Game: 13 vs. Troy State (Away), 1969

Season: 90 in 14 games, 1985

Fewest Punts

Season: 30 in nine games, 1958

Most Yards Punted

Game: 515 vs. Troy State (Away), 1969

Season: 3,574 in 14 games, 1985

Highest Punting Average

Game: (Minimum of 5 punts) 54.6 vs. Central Arkansas (Away), 1995 - 5 for 273 yards

Season: 41.9 in 2012 (41 punts)

PUNT RETURNS

Most Returns

Season: 56 in 14 games, 2005

Most Yards Returned Punts

Season: 581 in 14 games, 2003

Highest Average Per Return

Season: 12.5 in 12 games, 2006

FIELD GOALS

Most Field Goal Attempts

Game: 6 vs. Central Arkansas, Sept. 29, 2005; 6 vs.

Kentucky Christian, Sept. 15, 2012

Most Field Goals Made

Game: 5 vs. Tennessee-Martin, Nov. 15, 1969; 5 vs.

Kentucky Christian, Sept. 15, 2012

INTERCEPTION RETURNS

Most Passes Intercepted

Game: 8 vs. Tennessee-Martin (Home), 1968

Season: 32 in 14 games, 2008

Most Yards Returned Interceptions

Game: 147 vs. Alabama A&M (Away), Sept. 6, 1997

Season: 627 in 14 games, 2008

Most Interception Returns for Touchdown:

Season: 5 in 2008

TURNOVER RATIO

Best Turnover Ratio

Season: Plus 29 in 2008, Lost 15 (10 fumbles, 5 int.), gained 44 (12 fumbles, 32 int.)

TEAM DEFENSE

Fewest Points Yielded

Season: 59 in eight games, 1953

Most Points Yielded

Season: 323 in 10 games, 2000

Fewest Yards Allowed Rushing

Regular Season: 568 in 10 games, 1995

Entire Season: 796 in 14 games, 1995

Lowest Average Yards Allowed Rushing

Regular Season: 56.8 in 10 games, 1995

Entire Season: 56.8 in 14 games, 1995

Lowest Average Passing Yards Per Game

Season: 47.1 in eight games, 1953

Most Average Passing Yards Per Game

Season: 254.7 in 10 games, 2000

Most Passing Yards Allowed

Game: 455 to Valdosta State, Oct. 28, 2000

Lowest Average Yards Allowed of Total Defense

Regular Season: 198.7 in 11 games, 1985

Entire Season: 202.5 in 10 games, 1954

Most Average Yards Allowed - Total Defense

Season: 435.4 in 10 games 2000

Most Yards Allowed of Total Offense

Game: 648 to Valdosta State, Oct. 28, 2000

Lowest Average Points Allowed

Regular Season: 8.3 in 11 games, 1985

Entire Season: 8.9 in 14 games, 1985

Most Average Points Allowed

Season: 32.3 in 10 games, 2000

Most Quarterback Sacks

Regular Season: 38 in 11 games, 1984

Entire Season: 39 in 14 games, 1985; 39 in 14 games,

1994; 39 in 14 games, 2003

Most Pass Break-Ups

Regular Season: 64 in 14 games, 1993

Entire Season: 81 in 14 games, 1993

Most Fumbles Recovered

Regular Season: 27 in 11 games, 1972

Entire Season: 27 in 11 games, 1972

WINS

Most Wins in Regular Season:

11 in 2003 (11-0)

Best Regular Season Record:

11-0-0 in 2003

Perfect Regular Season Records:

11-0-0 in 2003; 10-0-0 in 1993, 10-0-0 in 1995, 10-0-0 in 2006

Most Wins in a Season:

14 in 1993 (14-0-0), 1995 (14-0-0)

Best Overall Record:

14-0-0 in 1993, 14-0-0-0 in 1995

Most Consecutive Games Without a Loss:

23, Oct. 16, 1994-Dec. 9, 1995.

Lost on August 31, 1996 to Albany State, 17-10.

Most Consecutive Wins:

23, Oct. 16, 1994-Dec. 9, 1995.

Lost on August 31, 1996, 17-10 to Albany State.

Most Consecutive Gulf South

Conference Regular-Season Wins:

23, Sept. 25, 1993-Sept. 14, 1996.

Lost on Sept. 28, 1996 to Arkansas Tech, 38-35.

Most Consecutive Wins

Over Non-Conference Opponents:

22, 1992-Dec. 9, 1995. Lost Aug. 31,

1996 to Albany State, 17-10.

Most Consecutive Home Wins:

28, Sept. 4, 1993-Sept. 14, 1996.

Lost Sept. 28, 1996 to Arkansas Tech, 38-35.

Most Consecutive Post-Season Wins:

12, 1993-1995, lost in 1997 playoffs to Carson-Newman.

LOSSES

Most Losses in Regular Season:

10 in 1971 (1-10-0)

Most Consecutive Losses:

12 in 1971-72

TIES

Most Ties in a Season:

3 in 1984 (7-1-3)

LION INDIVIDUAL RECORDS

SCORING - Offense

Most Points Scored:

76 vs. West Alabama (76-14), Home, Nov. 5, 2005

Most Points Scored at Home:

76 vs. West Alabama (76-14), Home, Nov. 5, 2005

Most Points Scored on the Road:

62 at Valdosta State (62-27), Away, Oct. 22, 2009

Most Points Scored in Victory:

76 vs. West Alabama (76-14), Home, Nov. 5, 2005

Most Points Scored in Defeat:

35 vs. West Georgia (Home), 1986 (35-37);

35 vs. Mississippi College (Home), 1988 (35-42);

35 vs. Arkansas Tech (Home), 1996 (35-38)

Most Combined Points Scored in a Game:

90 vs. Southwestern Louisiana (UNA 48, USL 42, 4 OTs),

Oct. 11, 1997 & 90 vs. West Alabama

(UNA 76, UWA 14), Nov. 5, 2005

Widest Margin of Victory:

62 vs. West Alabama (76-14), Home, Nov. 5, 2005

Widest Margin of Defeat:

53 vs. Appalachian State (Away), 1971 (59-6) and

vs. Jacksonville State (Birmingham), 1971 (60-7)

Most Consecutive Games Scored in:

114 from Oct. 21, 1978 to Nov. 5, 1988

(ended with 16-0 loss to West Georgia)

Most Consecutive Games Held Scoreless:

2 in 1950

Longest Game:

4 Overtimes, vs. Southwestern Louisiana

(UNA 48, USL 42), Oct. 11, 1997; and 4 Overtimes vs. West

Alabama (UWA 31, UNA 28) ; Nov. 7, 2009

Biggest Fourth Quarter Comeback:

20 point deficit - Nov. 6 , 2010 vs. West Alabama (H). UNA

trailed 23-3 in fourth quarter but won 24-23

SCORING - Defense

Most Games Held Foes Scoreless:

4 in 1950 and 1985

Most Consecutive Games Held Foes Scoreless:

2 in 1949, 1983, 1994, 1995, 2008, 2010

Most Consecutive Quarters

Held Opponents Scoreless:

10 in 1995 and 2010

Most Points Scored by Opponent in Victory:

60 by Jacksonville State (Birmingham), 1971 (7-60)

Most Consecutive Games Scored in by Foes:

61, 1972-78

Most Points Scored by Opponent in Defeat:

42 by Southwestern Louisiana (Away),

Oct. 11, 1997 (48-42)

RUSHING

Most Carries

Game: 36 by Tommy Compton vs. West Alabama, Oct. 29, 1988 (136 yards)

Season: 237 by Tyrone Rush in 1993

Career: 791 by Tyrone Rush, 1989, 91-93

Most Yards Gained

Game: 248 by Tyrone Rush vs. Fort Valley State, Sept. 4, 1993 (22 carries)

Regular Season: 1,155 by Tyrone Rush in 1993

(167 carries in 10 games)

Entire Season: 1,466 by Tyrone Rush in 1993

(237 carries in 14 games)

Career: 4,421 by Tyrone Rush, 1989,

91-93 (791 carries)

Best Rushing Average

Game: 21.3 by Clarence Johnson vs. Valdosta State, Oct. 30, 1982 (6 carries for 128 yards)

Season: 8.0 by Kenyatta Jones in 1993

(111 carries for 892 yards)

Career: (min. 250 carries) 7.0 by Kenyatta Jones, 1993-94

(285 carries, 2,007 yards. (min. 400 carries) 6.5 by A.J.

Lamar, 1993-96 (401 carries for 2,587 yards)

Most 100-Yard Games

Regular Season: 7 by Tyrone Rush in 1992

Entire Season: 8 by Tyrone Rush in 1992

Consecutive Games: 5 by Tyrone Rush in 1992

Career: 21 by Tyrone Rush, 1989, 91-93

PASSING

Most Yards Gained

Game: 511 by Luke Wingo vs. Valdosta State,

Nov. 22, 2014 (Home)

Season: 3,823 by Harrison Beck in 2009

Career: 8,436 by A.J. Milwee, 2005-08

Most Attempts

Game: 58 by Vinnie Saylor vs. Central Arkansas,

Sept. 29, 2005

Season: 499 by Vinnie Saylor, 2005

Career: 1,030 by A.J. Milwee, 2005-08

Most Completions

Game: 37 by Vinnie Saylor vs. Central Arkansas,

Sept. 29, 2005 & by Lee Chapple vs. Glenville State,

Sept. 13, 2010 (Away)

Season: 301 by Vinnie Saylor in 2005

Career: 677 by A.J. Milwee 2005-08

Consecutive Pass Attempts Without an Interception

Season: 168 by Will Hall, 2002 (began against S. Arkansas and ended with int vs. Valdosta State on Nov. 2)

Most Interceptions

Game: 6 by Phil Logan vs. Henderson State,

Oct. 18, 1969

Season: 21 by Randy Elmore in 1970 and

Tommy Compton in 1988

Career: 42 by Don Cornelius, 1964-67

Best Completion Percentage

Season: (Minimum 50 attempts) 71.8 by Will Hall in 2003 (267 of 372)

Career: (Minimum 150 attempts) 68.0 by

Will Hall, 2002-03 (471 of 693)

Passing Efficiency

Season: 166.9 by Cody Gross in 1993

Interception Ratio

Season: 1.37 by A.J. Milwee in 2008, 5 ints. in 363

passes.

Career: 2.13 by A.J. Milwee from 2005-08,

21 ints in 1,030 passes

Most Touchdown Passes

Game: 5 by Harrison Beck vs. Arkansas Tech, Oct. 3, 2009 (Home)

Season: 31 by Harrison Beck, 2009

Career: 73 by A.J. Milwee, 2005-08

PASS RECEIVING

Most Receptions

Game: 12 by Anthony Merritt vs. Central Arkansas, Sept. 29, 2005

Season: 81 by Anthony Merritt in 2005

Career: 162 by Marcus Lewis, 2002-04, 06

Receptions in Consecutive Games

Games: 36 by Jason Messing, 2005-07

Most Yards Gained

Game: 210 by Mico McSwain vs. Arkansas Tech, Oct. 3, 2009 (Home)

Season: 955 by Michael Edwards in 1994

Career: 2,844 by Michael Edwards, 1993-1996

Most Touchdown Receptions

Game: 4 by Roger Ralph in 1974

Season: 10 by Ed Gant in 2008

Career: 23 by Jason Messing, 2004-07

TOTAL OFFENSE

Most Yards

Game: 427 by Will Hall vs. Southern Arkansas,

Oct. 5, 2002 (398 passing, 29 rushing)

Season: 3,998 by Will Hall in 2003

(3,531 passing, 467 rushing)

Career: 9,401 by A.J. Milwee, 2005-08

(8,436 passing, 965 rushing)

ALL-PURPOSE YARDS

Season: 2,251 by Anthony Merritt, 2005

Career: 6,020 by Tyrone Rush, 1989, 91-93

(4,421 rushing, 307 receiving, 1,292 KO returns)

PUNTING

Most Punts

Game: 13 by Sparky Box vs. Troy State, Oct. 25, 1969

Season: 89 by Harlow Fikes in 1985

Career: 275 by Harlow Fikes, 1982-85

Most Yards Punted

Game: 515 by Sparky Box vs. Troy State, Oct. 25, 1969

Season: 3,573 by Harlow Fikes in 1985

Career: 10,925 by Harlow Fikes, 1982-85

Highest Punting Average

Game: 54.6 (5 for 273 yards) by Tony Faggioni vs.

Central Arkansas, Oct. 14, 1995

Season: (Minimum of 20 punts) 43.24 by

John Crittenden in 1991 (49 for 2,119 yards)

Career: (Minimum of 70 punts) 42.9 by

John Crittenden, 1991-92 (96 for 4,119 yards)

Most Punts Over 50 Yards

Career: 30 by Tony Faggioni, 1995-98

PUNT RETURNS

Most Punts Returned

Season: 51 by Anthony Merritt, 2005

Career: 146 by Anthony Merritt, 2003-06

Most Yards Returned Punts

Game: 154 by Anthony Merritt vs. West Georgia on five returns, Nov. 8, 2003

Season: 548 by Anthony Merritt, 2003

Career: 1,760 by Anthony Merritt, 2003-06

Highest Average Per Return

Season: (Minimum of 10 returns) 21.7 by

Janoris Jenkins in 2011 (18 for 390 yards)

Career: (Minimum of 25 returns) 12.05 by Anthony Merritt (146 for 1,760 yards)

Most Punt Return Touchdowns

Career: 6 by Anthony Merritt, 2003-05

KICKOFF RETURNS

Most Kickoffs Returned

Game: 7 by Jim Witt vs. Jacksonville State, Nov. 20, 1971

Season: 33 by Troy Nelson in 1988

Career: 88 by Troy Nelson, 1988-91

Most Yards Returned Kicks

Game: 196 by Burnis Rose in 1974

Season: 721 by Troy Nelson in 1988

Career: 1,959 by Troy Nelson, 1988-91

Highest Average Per Return

Season: (Minimum of 10 returns) 34.5 by

Bobby Joe Pride in 1970 (18 for 623 yards)

Career: (Minimum of 20 returns) 27.1 by

Burnis Rose, 1974-76 (62 for 1,691 yards)

Most Return TDs in a Game:

2 by Corey Harris vs. Henderson State, 1998

(53-yard punt return, 88-yard kickoff return)

LION INDIVIDUAL RECORDS

TOTAL RETURNS

Most Kick Return Touchdowns

Career: 8 by Anthony Merritt, 2003-05
(6 punts, 2 kickoffs)

Most Kick Return Yardage

Season: 1,141 by Anthony Merritt, 2005
(524 KO, 494 Punt)

Career: 3,378 by Anthony Merritt, 2003-06
(1,760 Punt, 1,618 KO)

SCORING

Most Touchdowns

Game: 5 by Don Cornelius vs. West Alabama in 1965;

Anthony Merritt vs. Delta State, Sept. 17, 2005

Season: 20 by DeMarcus Blount, 2002; 20 by DeMarcus Blount, 2003

Career: 63 by DeMarcus Blount, 2002-05

Most Rushing Touchdowns

Game: 5 by Don Cornelius vs. West Alabama in 1965

Season: 19 by Tyrone Rush in 1993

Career: 57 by DeMarcus Blount, 2002-05

Most Touchdowns Responsible For

Game: 5 by Don Cornelius vs. Livingston in 1965 and

Troy State in 1966; Anthony Merritt vs. Delta State,
Sept. 17, 2005

Season: 35 by Will Hall in 2003 (30 passing, 5 rushing)

Career: 91 by A.J. Milwee, 2005-08

(18 rushing, 73 passing)

Most Different Ways to Score in a Game

Game: 4 by Anthony Merritt vs. Delta State, Sept. 17, 2005

(punt return, kickoff return, rush, pass reception)

Extra-Points Made

Game: 10 by Yuta Fukuda vs. West Alabama,

Nov. 5, 2005 (11 attempts)

Season: 73 by Tom Schneider in 2008 (73 attempts)

Career: 166 by Jamie Stoddard, 1993-95 (185 attempts)

Consecutive Made, Season: 73 by Tom Schneider, 2008

Consecutive Made, Career: 73 by Tom Schneider, 2008

Extra-Points Attempted

Game: 11 by Yuta Fukuda vs. West Alabama,

Nov. 5, 2005 (made 10)

Season: 73 by Tom Schneider in 2008 (73 made)

Career: 185 by Jamie Stoddard, 1993-95 (166 made)

Field Goals Made

Game: 5 by David Hogan vs. Tennessee-Martin,

Nov. 15, 1969; 5 by Michael Schuster vs. Kentucky Chris-
tian, Sept. 15, 2012 (attempted 6)

Season: 19 by Tom Schneider in 2008 (26 att.)

Career: 51 by James Knowles, 1982-85 (83 attempts)

Field Goals Attempted

Game: 6 by Yuta Fukuda vs. West Alabama,

Nov. 5, 2005 (made 5); 6 by Michael Schuster vs. Kentucky
Christian, Sept. 15, 2012 (made 5)

Season: 29 by Yuta Fukuda in 2005 (made 18)

Career: 83 by James Knowles, 1982-85

Most Points Scored

Game: 30 by Don Cornelius vs. Livingston in 1965; Anthony

Merritt vs. Delta State, Sept. 17, 2005

Season: 130 by Tom Schneider, 2008

Career: 382 by DeMarcus Blount, 2002-05

Points Scoreed by Kicking

Game: 19 by David Hogan vs. Tennessee-Martin,

Nov. 15, 1969

Season: 130 by Tom Schneider, 2008

Career: 292 by James Knowles, 1982-85

INTERCEPTIONS

Most Interceptions

Game: 3 by Joe Thigpen vs. Mississippi College, Oct. 8,
1966; Don Richard vs. Tennessee-Martin, Oct. 12, 1968;

Palmer Byrd (three times) vs. Delta State, Sept. 28, 1968,
vs. Northwestern, La., Sept. 12, 1970 and vs. Arkansas

Tech, Oct. 10, 1970; Rod Brooks vs. Tennessee-Martin,
Oct. 10, 1982; Corey Harris vs. Alabama A&M,

Sept. 6, 1997

Season: 10 by Blake Farris in 2005

Career: 17 by Rod Brooks, 1980-83

Yards Returned Interceptions

Game: 147 by Corey Harris vs. Alabama A&M,

Sept. 6, 1997

Season: 197 by Corey Harris, 1997

Career: 279 by Corey Harris (on 8 interceptions), 1997-98

DEFENSIVE RECORDS

Fumble Recoveries

Game: 3 by Harold Hoskins vs. Troy State, Oct. 22, 1988

Season: 7 by Spry Mitchell in 1972

Career: 11 by Keith Humphrey, 1992-95

Blocked Punts

Season: 5 by Bruce Jones in 1985

Career: 6 by Bruce Jones, 1982-85 & Jusmon Rivers,
2007-10

Most Total Blocked Kicks

Season: 6 by Bruce Jones in 1985

Career: 9 by Israel Raybon, 1992-95

Total Tackles

Game: 24 by James Davis vs. Alabama A&M in

1988 and Jacksonville State in 1989

Season: 175 by Ronald McKinnon in 1993

Career: 621 by Ronald McKinnon, 1992-95

Primary Tackles

Season: 110 by Ronald McKinnon in 1994

Career: 407 by Ronald McKinnon, 1992-95

Assisted Tackles

Season: 84 by Steve Rogers in 1985

Career: 231 by James Davis, 1987-90

Tackles for Loss

Season: 21 by Keith Humphrey in 1994

(45 yards) and 1995 (65 yards)

Career: 49 by Keith Humphrey, 1992-95

Pass Break-Ups

Season: 15 by Marcus Hill, 1997; 15 by

Evan Oglesby, 2003

Career: 45 by Gerald Smith, 1993-96

Quarterback Sacks

Game: 5 by Shawn Cash vs. Central Arkansas,

Sept. 26, 1998; 5 by Robert Moore, 1983

Season: 11 by Reginald Ruffin, 1994

Career: 34 by Reginald Ruffin, 1994-1997

LONG PLAYS

Rushing: 97 by Brian Satterfield vs. Fort Valley State,
Sept. 4, 1993

Passing: 94, Travis Carswell to James Moore vs. Arkan-
sas Tech (Away), Sept. 27, 1997

Punt: 80 by John Crittenden vs.

Central Missouri State, 1991

Field Goal: 54 by Taylor Pontius vs. Valdosta Stae,
Home, Sept. 27, 2014

Punt Return: 92 by Janoris Jenkins vs. West Alabama,
Away, Nov. 19, 2011

Kickoff Return: 100 by Bobby Joe Pride vs. Tennes-
see-Martin in 1970

Interception Return: 93 by Caleb Massey vs. Texas
A&M-Kingsville in 2012

Fumble Return: 99 by Craig Fox vs. Southern Arkansas,
Sept. 22, 2007

GAMES STARTED

Most Starts and Consecutive Starts

Career 54 by Michael Williams and Jarius Hayes, 1992-95



Luke Wingo threw for a school-record 511 yards in a 2014 NCAA Division II Playoff game against Valdosta State.



UNA'S TOP OFFENSIVE PERFORMANCES

TEAM RUSHING YARDS

550	Delta State	1993
545	Valdosta State	1982
520	Arkansas Tech	1997
506	Fort Valley State	1993
484	Fort Valley State	1994
472	Hampton	1993
463	Fort Valley State	1992
435	West Georgia	1994
432	Albany State	1995
424	Southern Arkansas	1996
417	West Alabama	1997
413	Tennessee-Martin	1969
408	SW Louisiana	1997
403	Henderson State	1995
402	West Georgia	1993

TEAM PASSING YARDS

511	Valdosta State	2014
510	@ Glenville State	2010
492	Harding	2008
473	West Alabama	2005
463	Arkansas Tech	2009
446	@Arkansas Tech	2011
439	@Valdosta State	2009
401	@Carson-Newman	2008
398	Southern Arkansas	2002
397	@West Alabama	2011
384	West Alabama	2010
374	Glenville State	2011
372	Ouachita Baptist	2002
371	Tusculum	2005
367	Southern Arkansas	2008
367	Ouachita Baptist	2006
365	@ Southern Arkansas	2011
362	Henderson State	2009
358	Harding	2007
350	West Alabama	2003
345	Shorter	2014
341	Arkansas Tech (Playoffs)	2009
338	West Georgia	2002
335	Carson-Newman (Playoffs)	2003
326	Arkansas Tech	2002
324	Central Arkansas	2002
322	Delta State	1983
322	Delta State	2005
322	Southern Arkansas	2009
321	Henderson State	2010
320	@West Alabama (Playoffs)	2011
318	West Georgia	2009
316	West Georgia	2014
315	Ouachita Baptist	2003
315	West Georgia	2007
312	Stillman	2003
308	Harding	2011
304	Valdosta State	2013

TEAM TOTAL YARDS

752	Arkansas Tech	1997
705	Harding	2008
654	West Alabama	2005
646	Delta State	1993
641	Valdosta State	1983
624	Southern Arkansas	2008
620	Shorter	2014
616	Delta State	1983

608	Fort Valley State	1994
607	West Georgia	1993
606	Harding	2007
603	West Georgia	1983
601	@Arkansas Tech	2011
591	@Glenville State	2010
581	Arkansas Tech	2002
570	Hampton	1993
565	West Alabama	1993
565	Stillman	2003
553	West Alabama	2010
549	Arkansas Tech	2003
548	Ouachita Baptist	2006
544	Arkansas Tech	1995
542	Central Arkansas	2002
542	West Alabama	2003
542	West Georgia	2007
540	West Alabama	1997
540	Fort Valley State	1993
539	West Alabama	1989
537	Indiana, Pa.	1993
536	@Valdosta State	2013
535	West Georgia	2002
523	Fort Valley State	1992
523	Valdosta State	2014
520	Kentucky Christian	2012
518	Valdosta State	2009
516	West Alabama	2011
516	Henderson State	2009
515	Central Florida	1983
509	Arkansas-Monticello	1998
507	Tennessee-Martin	1969
507	Southern Arkansas	2002
506	West Georgia	1994
504	Harding	2006
503	@ Hampton	1992
503	@ Southwestern La.	1970
503	Southern Arkansas	2004
501	@ Tarleton State	2013

TEAM POINTS SCORED

76	vs. West Alabama	2005
68	vs. Stillman	2003
65	vs. West Georgia	2007
65	vs. West Alabama	1993
63	vs. Southeast Missouri	1956
62	@ Valdosta State	2009
59	vs. Arkansas-Monticello	2004
58	@Mississippi College	2014
58	@ Harding	2007
58	vs. Delta State	1993
58	vs. Alabama A&M	1994
57	@ Valdosta State	2013
57	vs. Southern Arkansas	2008
56	Langston	2014
56	vs. West Alabama	1997
55	@ Florida Tech	2013
55	West Georgia	2009
55	@ Delta State	2008
55	@ Arkansas Tech	2003
54	@ Glenville State	2010
54	@ West Alabama	1990
53	@ West Georgia	2008
53	vs. Tennessee-Martin	1949
53	@ Valdosta State	1982
53	vs. Delta State	1983

52	vs. Harding	2008
52	@ North Greenville	2008
52	vs. West Alabama	1955
52	@ Arkansas Tech	1995
52	vs. Gordon Military	1967
51	@ Tennessee-Martin	1969
51	@ Union	1952
51	@ Arkansas-Monticello	1998
51	@ West Alabama	1999
50	North Greenville	2009
50	@ West Alabama	1994

INDIVIDUAL PASSING YARDS

511	Luke Wingo vs. Valdosta State (2014)
447	Lee Chapple vs. Glenville State (2010)
431	Harrison Beck vs. Arkansas Tech (2009)
401	A.J. Milwee vs. Carson-Newman (2008)
398	Will Hall vs. Southern Arkansas (2002)
397	Lee Chapple vs. West Alabama (2011)
384	Lee Chapple vs. West Alabama (2010)
379	Vinnie Saylor vs. West Alabama (2005)
372	Will Hall vs. Ouachita Baptist (2002)
368	A.J. Milwee vs. Ark.-Monticello (2008)
362	Harrison Beck vs. Henderson State (2009)
359	Vinnie Saylor vs. Tusculum (2005)
350	Harrison Beck vs. Valdosta State (2009)
341	Harrison Beck vs. Arkansas Tech (2009)
339	Lee Chapple vs. Arkansas Tech (2011)
338	Will Hall vs. West Georgia (2002)
337	Will Hall vs. North Dakota (2003)
335	Will Hall vs. Carson-Newman (2003)
333	A.J. Milwee vs. Harding (2007)
329	A.J. Milwee vs. Southern Arkansas (2008)
326	Will Hall vs. Arkansas Tech (2002)
324	Will Hall vs. Central Arkansas (2002)
322	Vinnie Saylor vs. Delta State (2005)
321	Lee Chapple vs. Henderson State (2010)
321	Lee Chapple vs. Southern Arkansas (2011)
321	Luke Wingo vs. Shorter (2014)
320	Lee Chapple vs. West Alabama (2011)
318	A.J. Milwee vs. Valdosta State (2007)
317	Lee Chapple vs. Glenville State (2011)
316	Luke Wingo vs. West Georgia (2014)
314	A.J. Milwee vs. Harding (2008)
313	A.J. Milwee vs. Ouachita Baptist (2006)
312	Will Hall vs. Ouachita Baptist (2003)
308	Will Hall vs. West Alabama (2003)
308	Lee Chapple vs. Harding (2011)

35 TOTAL

9	Lee Chapple
9	Will Hall
7	A.J. Milwee
4	Harrison Beck
3	Vinnie Saylor
3	Luke Wingo

ALL-TIME LONGEST PLAYS

All-Time Longest Plays Run From Scrimmage

97	Brian Satterfield	Fort Valley State	1993
94	"Brub" Hamilton	Henderson State	1955
(since 1970)			
91	Brandenn Pickett	Harding	2007
90	Kenyatta Jones	Texas A&M-Kingsville	1994
90	Cody Gross	Carson-Newman	1995
87	Bennie Burns	Tennessee-Martin	1974
86	Terry Stooksberry	Alabama A&M	1977
85	David McCants	West Georgia	2008
80	Diamond Simmons	Shorter	2012
79	Lamonte Thompson	Delta State	2012
78	Marvin Marsh	West Alabama	1986
78	Kenyatta Jones	West Georgia	1993
77	Greg Manson	Arkansas Tech	1997
76	Diamond Simmons	Kentucky Christian	2012
76	Eric Groom	Alabama A&M	1976
76	Diamond Simmons	Shorter	2014
75	DeMarcus Blount	West Georgia	2002
74	Cody Gross	West Georgia	1993
74	Clarence Johnson	Valdosta State	1982
71	A.J. Lamar	West Georgia	1994
69	Lamonte Thompson	Miles	2013
69	Kyle Rea	Henderson State	1999
69	Antwan Ivey	Central Oklahoma	2011
68	Jarius Hayes	Arkansas Tech	1995
67	Charles Johnson	Valdosta State	1985
67	Cody Gross	West Alabama	1994
66	Clarence Johnson	Virginia Union	1980
66	Jerrold Dennis	Ouachita Baptist	2000
65	Eric Groom	Alabama A&M	1995
64	Marc Merritt	Austin Peay	1974
64	Marc Merritt	Nicholls State	1973
64	Tommy Compton	Delta State	1988
64	Jake Warren	Lambuth	2002

Pass Play

94	Travis Carswell-James Moore (no TD)	Arkansas Tech	1997
93	Luke Wingo-Korey Jones (no TD)	West Alabama	2013
92	A.J. Milwee-Bobby Williams	Arkansas-Monticello	2008
90	A.J. Milwee-Ed Gant	Harding	2008
88	Luke Wingo-Jarret Smith	Valdosta State (Playoff)	2014
87	Randy Elmore -Bobby Joe Pride	Arkansas Tech	1971
85	Vinnie Saylor-Martin Huggins	Arkansas-Monticello	2004
84	Cody Gross-Michael Edwards	Central Arkansas	1994
84	Lee Chapple-Jason Smith	Delta State	2011
83	Fred Riley-Jerry Hill	Jacksonville State	1980
83	A.J. Milwee-Ed Gant	Southern Arkansas	2008
83	A.J. Milwee-Trey Gorman	Ouachita Baptist	2006
80	Steve Clark-Myles Smith	Troy State	1975
78	Allen Elkins-Roger Mathis	Central Arkansas	1968
78	A.J. Milwee-Reggie Hubbard	Ouachita Baptist	2007
78	Dusty Goodwin-Jason Messing	West Georgia	2007
77	Luke Wingo-Delvon Carpenter	Delta State	2014
76	Dallas Metcalf-Tony Morrow	Miles College	1985
76	Randy Elmore-Danny Kimble	Troy State	1970
76	Will Hall-Taris Birt	Central Arkansas	2003
75	A.J. Milwee-Joemal Campbell	Tusculum	2007
74	A.J. Milwee-Ed Gant	Ouachita Baptist	2007
74	Tyler Peterson-Isaac Mitchell	Arkansas-Monticello	1998
72	Stacey Stewart-Troy Nelson	Valdosta State	1991
72	Jake Warren- Randy Vickers	Ouachita Baptist	2001
71	Jacob Tucker-Jason Smith	Lenoir-Rhyne	2013
71	Gerald Goodman-Myles Smith	Delta State	1977
71	Rusty Towery-Melvin Brown	Alabama A&M	1982
70	Will Hall-Patrick Wilson	West Alabama	2002
70	Lee Chapple-Tristan Purifoy	Arkansas Tech	2011
69	Lonnie Mister-Stevie Hobbs	Jacksonville State	1986
69	Will Hall-Taris Birt	Carson-Newman	2003
69	Harrison Beck-Mico McSwain	Arkansas Tech	2009
68	Chris Alexander-Marcus McQuarley	Arkansas Tech	2011
68	DeMarcus Blount-Marcus Lewis	Arkansas-Monticello	2004
68	A.J. Milwee-Ed Gant	Arkansas-Monticello	2008
68	Steve Clark-Roger Ralph	Jacksonville State	1974

Punt

80	John Crittenden	Central Missouri	1991
73	Guy Cox	Virginia Union	1980
73	Tony Faggioni	Arkansas Tech	1995
73	Tony Faggioni	Arkansas Tech	1998
72	Scott DeMott	West Alabama	1987

Field Goal

54	Taylor Pontius	Valdosta State	2014
51	Taylor Pontius	Shorter	2014
51	J.D. Lane	West Alabama	1988
51	J.D. Lane	Central Florida	1988
51	James Knowles	West Alabama	1985
50	Michael Schuster	Kentucky Christian	2012
49	Jamie Stoddard	Alabama A&M	1995
49	James Knowles	Alabama A&M	1985
49	James Knowles	Valdosta State	1982
49	Nelson McMurray	Middle Tenn. State	1980
49	J.D. Lane	Jacksonville State	1987
48	Creig Bell	Alabama A&M	1976
49	Travis Johnston	Arkansas-Monticello	2001
49	Michael Schuster	Jacksonville State	2013
47	Tom Schneider	Carson-Newman	2008
47	Scott Shurden	Harding	2007
47	Jamie Stoddard	Mississippi College	1993
47	J.D. Lane	Delta State	1988
47	J.D. Lane	Jacksonville State	1988
47	Nelson McMurray	Eastern Illinois	1980
47	Nelson McMurray	Alabama A&M	1978
47	Nelson McMurray	Delta State	1980
47	James Knowles	Virginia Union	1983
47	Kevin Pearce	Delta State	1997
46	Michael Schuster	Kentucky Christian	2012
46	Tom Schneider	Harding	2008
46	Brad Stepp	Valdosta State	1991
46	James Knowles	Valdosta State	1985
46	James Knowles	Alabama A&M	1984
46	William McCormick	West Alabama	1972
45	Mike Berry	Troy State	1989
45	Yuta Fukuda	Central Arkansas	2005
45	Nathen O'Jibway	Abilene Christian	2011
45	Michael Schuster	Valdosta State	2013

Punt Return

92	Janoris Jenkins	West Alabama	2011
91	Anthony Merritt	West Georgia	2003
89	Janoris Jenkins	Southern Arkansas	2011
88	Anthony Merritt	Delta State	2005
87	Janoris Jenkins	Glennville State	2011
85	"Brub" Hamilton	Henderson State	1952
85	Leonard Thomas	Jacksonville State	1969

Kickoff Return

100	Bobby Joe Pride	Tennessee-Martin	1970
99	Troy Nelson	Tennessee-Martin	1989

Interception Return

93	Caleb Massey	Texas A&M-Kingsville	2012
90	Lyle Underwood	Middle Tenn. St.	1959
78	Corey Harris	Alabama A&M	1997
77	Michael Johnson	Delta State	2008
75	Troy Nelson	Delta State	1989
71	Anton Bowen	Southern Arkansas	2008
70	Philbert Martial	Western Oregon	2014
69	Blake Farris	Valdosta State	2005
65	Harlon Hill	Troy State	1951
65	Jim Grant	Troy State	1965
64	Kevin Logan	Tennessee-Martin	1978

Fumble Return

99	Craig Fox	Southern Arkansas	2007
91	Neal Mitchell, Jr.	Ouachita Baptist	2007

ALL-TIME MILESTONE GAMES

UNA's Biggest Wins

76-14	62	West Alabama	2005	Home
68-7	61	Stillman	2003	Home
58-0	58	Mississippi College	2014	Away
53-0	53	West Georgia	2008	Away
53-0	53	Tennessee-Martin	1949	Home
52-0	52	Harding	2008	Home
52-0	52	West Alabama	1955	Home
57-7	50	Valdosta State	2013	Away
65-15	50	West Alabama	1993	Home
63-13	50	Southeast Missouri	1956	Home
56-7	49	Langston	2014	Home
49-0	49	West Alabama	1961	Home
49-0	49	Tennessee-Martin	1990	Home
49-0	49	Alabama A&M	1995	Away
55-7	48	West Georgia	2009	Home
48-0	48	St. Bernard	1950	Home
65-17	48	West Georgia	2007	Home
50-3	47	North Greenville	2009	Home
47-0	47	Alabama A&M	1996	Home
53-7	46	Valdosta State	1982	Away
55-9	46	Arkansas Tech	2003	Away
45-0	45	Valdosta State	1985	Home
58-13	45	Alabama A&M	1994	Home
52-7	45	North Greenville	2008	Away
54-10	44	Glenville State	2010	Away
54-10	44	West Alabama	1990	Away
51-7	44	Union University	1952	Away
51-7	44	Tennessee-Martin	1969	Away
44-0	44	Union University	1951	Home
50-7	43	West Alabama	1994	Away
57-14	43	Southern Arkansas	2008	Home
49-7	42	Alabama A&M	1993	Away
49-7	42	West Georgia	1983	Away
56-14	42	West Alabama	1997	Home
42-0	42	Arkansas-Monticello	2005	Away
45-3	42	West Alabama	2006	Away
48-6	42	Southern Arkansas	2010	Home
41-0	41	Lane College	1981	Home
58-17	41	Delta State	1993	Home
58-17	41	Harding	2007	Away
41-0	41	Shorter	2012	Home
41-0	41	Shorter	2013	Away
40-0	40	Morningside	1957	Home
40-0	40	Miles College	1985	Home
47-7	40	West Alabama	1957	Home
47-7	40	Arkansas-Monticello	2006	Home

UNA's Worst Defeats

60-7	53	Jacksonville State	1971	Birmingham
59-6	53	Appalachian State	1971	Away
49-0	49	West Georgia	2001	Away
54-7	47	Valdosta State	2001	Away
41-0	41	Troy State	1968	Home
54-16	38	Middle Tenn. State	1949	Home
48-13	35	Jacksonville State	1991	Away
42-7	35	Vanderbilt	1959	Away
38-3	35	Troy State	1987	Away
38-3	35	Jacksonville State	1988	Away
34-0	34	Mississippi College	1989	Away
40-7	33	Southeast Louisiana	1958	Away
33-0	33	Troy State	1972	Home
33-2	31	Middle Tenn. State	1962	Away
31-0	31	West Alabama	1971	Home

UNA's Historic Football Wins

Win	Opponent	Score	Year	Site
1	Samford (formerly Howard)	28-7	1949	Home
50	Southeast Missouri State	63-13	1956	Home
100	Mississippi College	35-14	1968	Away
150	West Alabama	6-0	1979	Home
200	Alabama A&M	6-3	1985	Away
250	Mississippi College	38-28	1993	Away
300	West Georgia	21-18	1997	Home
350	West Georgia	20-19	2005	Away
400	Glenville State	54-10	2010	Away



UNA's 58-0 win to open the 2014 season at Mississippi College was the third largest margin of victory in school history.



C.J. Jackson (26) and a punishing UNA defense averted the way to a 56-7 win over Langston in 2014.

Lions On Television

1980 • ABC

Eastern Illinois 56, UNA 31
NCAA Division II Semifinals at Florence, Ala.

1981 • ABC

UNA 24, Troy State 13
Regular season game at Troy, Ala.

1983 • CBS

UNA 42, Troy State 21
Regular season game at Troy, Ala.

1983 • ABC

Central State-Ohio 27, UNA 24
NCAA Division II Semifinals at Florence, Ala.

1985 • ESPN

North Dakota State 35, UNA 7
NCAA Division II Championship Game
Palm Bowl at McAllen, Texas

1993 • WAAY-TV/ABC

UNA 45, Hampton 20
NCAA Division II Quarterfinal Playoff Game
at Florence, Ala.

1993 • ESPN

UNA 41, Indiana, Pa. 34
NCAA Division II Championship Game
at Florence, Ala.

1994 • WAAY-TV/ABC

UNA 58, Alabama A&M 13
Regular season game at Florence, Ala.

1994 • WAAY-TV/ABC

UNA 28, vs. Central Arkansas 21
Regular season game at Florence, Ala.

1994 • SPORTSOUTH

UNA 38, Valdosta State 21
Regular season game at Florence, Ala.

1994 • MIDWEST SPORTSCHANNEL, WAAY-TV/ABC

UNA 35, North Dakota 7
NCAA Division II Semifinals at Florence, Ala.

1994 • ESPN2, WAAY-TV/ABC

UNA 16, vs. Texas A&M-Kingsville 10
NCAA Division II Championship Game
at Florence, Ala.

1995 • WAAY-TV/ABC

UNA 49, Alabama A&M 10
Regular season game at Huntsville, Ala.

1995 • WAAY-TV/ABC

UNA 30, Delta State 0
Regular season game at Cleveland, Miss.

1995 • WAAY-TV/ABC

UNA 42, West Alabama 10
Regular season game at Florence, Ala.

1995 • WAAY-TV/ABC

UNA 45, Ferris State 7
NCAA Division II Semifinals at Florence, Ala.

1995 • ESPN

UNA 27, Pittsburg State 7
NCAA Division II Championship Game
at Florence, Ala.

1996 • WAAY-TV/ABC

UNA 47, Alabama A&M 0
Regular season game at Florence, Ala.

1997 • WAAY-TV/ABC

UNA 49, Alabama A&M 20
Regular season game at Huntsville, Ala.

2000 • CSS

Delta State 42, UNA 35
Regular season game at Cleveland, Miss.

2000 • CSS

Valdosta State 45, UNA 21
Regular season game at Florence, Ala.

2000 • CSS

UNA 49, Alabama A&M 20
Regular season game at Huntsville, Ala.

2003 • WAFF/NBC

North Dakota 29, UNA 22
NCAA Division II Semifinals at Grand Forks, N.D.

2004 • CSS

UNA 28, Tuusculum 7
Regular season game at Greenville, Tenn.

2005 • CSS

Central Arkansas 29, UNA 26
Regular season game at Conway, Ark.

2005 • CSS

Valdosta State 26, UNA 23
Regular season game at Valdosta, Ga.

2005 • CSS/ESPNU

NW Missouri State 25, UNA 24
NCAA Division II Semifinals at Florence, Ala.

2006 • CSS

UNA 41, Harding 14
Regular season game at Florence, Ala.

2006 • CSS

Delta State, 27. UNA 10
NCAA Division II Quarterfinal at Florence, Ala.

2007 • CSS

UNA 58, Harding 17
Regular season game at Searcy, Ark.

2007 • CSS

UNA 28, Delta State 17
Regular season game at Florence, Ala.

2008 • CBS COLLEGE SPORTS

UNA 20, Carson-Newman 13
Regular season game at Jefferson City, Tenn.

2008 • CSS

UNA 52, Harding 0
Regular season game at Florence, Ala.

2008 • CSS

Delta State 34, UNA 28
Regular season game at Cleveland, Miss.

2008 • CSS

UNA 55, Delta State 34
NCAA Division II Quarterfinal at Cleveland, Miss.

2008 • ESPN2

NW Missouri State 41, UNA 7
NCAA Division II Semifinal at Maryville, Mo.

2009 • CSS

UNA 34, Delta State 24
Regular season game at Florence, Ala.

2009 • CBS COLLEGE SPORTS

UNA 62, Valdosta State 27
Regular season game at Valdosta, Ga.

2010 • CSS

Valdosta State 5, UNA 0
Regular season game at Florence, Ala.

2010 • CSS

UNA 31, Delta State 7
Regular season game at Cleveland, Miss.

2011 • CSS

UNA 31, Central Oklahoma 10
Regular season game at Valdosta, Ala.

2011 • WHDF

UNA 23, Abilene Christian 17
Regular season game at Dallas, Texas

2011 • CSS

Delta State 30, UNA 24 (OT)
Regular season game at Florence, Ala.

2011 • CSS

West Alabama 31, UNA 26
Regular season game at Livingston, Ala.

2012 • CSS

West Georgia 38, UNA 23
Regular season game at Carrollton, Ga.

2012 • CSS

Tarleton State 38, UNA 28
Regular season game at Florence, Ala.

2012 • CSS

West Alabama 42, UNA 27
Regular season game at Livingston, Ala.

2013 • CSS/ESPN3

UNA 42, Miles 7
Regular season game at Florence, Ala.

2013 • CSS/ESPN3

UNA 49, Texas A&M-Kingsville 17
Regular season game at Florence, Ala.

THE UNA LIONS ON TELEVISION: 31-18

ON ABC: 1-2

ON CBS: 1-0

ON ESPN: 2-1

ON ESPN 2: 1-1

ESPNU: 0-1

ON CSS: 12-13

(Comcast/Charter Sports Southeast)

ON CBS COLLEGE SPORTS: 2-0

ON SPORTSOUTH: 1-0

ON SPORTSCHANNEL: 1-0

ON WAAY: 11-0

ON WAFF: 0-1

ON WHDF: 1-0

100-YARD RUSHERS

ALL-TIME 100-YARD RUSHERS BY GAME

248-Tyrone Rush, 22 att, vs. Delta State (H), 1993
 243-Brian Satterfield, 10 att, vs. Fort Valley State (H), 1993
 225-Leonard Thomas, 33 att, vs. UT-Martin (A), 1969
 225-Robert Douthitt, 24 att, vs. UT-Martin (H), 1960
 216-Brian Satterfield, 29 att, vs. TA&M-Kingsville(H), 1993
 216-A.J. Lamar, 18 att, vs. Henderson State (H), 1995
 211-Wendell Taylor, 34 att, vs. East Tenn. State (A), 1954
 208-Lawson Fletcher, 28 att, vs. Middle Tenn. St. (A), 1979
 203-Monk Romine, vs. Conway State, (H), 1951
 201-Morris Turrell, 17 att, vs. West Georgia (H), 1986
 200-Tyler Peterson, 20 att, vs. Harding (A), 2000
 200-Robert Douthitt, 35 att, vs. Jax State (A), 1960
 198-A.J. Lamar, 15 att, vs. Albany State (H), 1995-Playoffs
 195-Randy Vickers, 22 att, vs. Lambuth (H), 2001
 192-Jack Redwine, 17 att, vs. West Alabama, 1957
 190-Brian Satterfield, 19 att, vs. Miss. College (H), 1992
 189-Lamonte Thompson, 14 att, vs. Miles (H), 2013
 189-Burnis Rose, 15 att, vs. Nicholls State (A), 1975
 182-Tommy Compton, 23 att, vs. Delta State (A), 1988
 181-Marvin Marsh, 18 att, vs. Troy State (H), 1986
 180-Brian Satterfield, 23 att, vs. Indiana-Penn. (H), 1993
 180-Jack Redwine, 10 att, vs. Jacksonville State (H), 1956
 180-Tim Hicks, 18 att, vs. Delta State (H), 2009
 179-A.J. Lamar, 16 att, vs. Southern Arkansas (H), 1996
 175-Tyrone Rush, 18 att, vs. Delta State (A), 1992
 175-Clarence Johnson, 17 att, vs. Alabama A&M (H), 1982
 172-Marvin Marsh, 23 att, vs. Delta State (A), 1986
 172-George Perkins, vs. Troy State (A), 1965
 169-A.J. Lamar, 28 att, vs. Central Arkansas (H), 1996
 167-Lawson Fletcher, 14 att, vs. Delta State (A), 1980
 165-DeMarcus Blount, 19 att, vs. Ark-Monticello (H), 2003
 165-Burnis Rose, 12 att, vs. Alabama A&M (H), 1976
 164-Tyrone Rush, 27 att, vs. Jacksonville State (A), 1991
 163-Larry Webb, 29 att, vs. West Georgia (A), 1985
 163-Charles Johnson, 12 vs. Valdosta State (H), 1985
 162-Lawson Fletcher, 25 att, vs. Jacksonville St (H), 1979
 161-Kenyatta Jones, 16 att, vs. Fort Valley State (A), 1994
 161-Larry Yancey, 15 att, vs. Austin Peay (A), 1960
 160-Greg Manson, 18 att, vs. West Alabama (H), 1997
 158-Greg Manson, 21 att, vs. West Georgia (H), 1997
 156-Tyrone Rush, 33 att, vs. Newberry (H), 1991
 156-Greg Manson, 11 att, vs. Arkansas Tech (A), 1997
 155-Brub Hamilton, 14 att, vs. Henderson State (H), 1955
 155-A.J. Lamar, 23 att, vs. West Georgia (A), 1996
 155-Randy Vickers, 27 att, vs. Central Arkansas (H), 2001
 154-Wes Holland, 27 att., vs. West Georgia (H), 2011
 153-Chris Holt, 18 att, vs. West Alabama (H), 1979
 153-Kenyatta Jones, 18 att, vs. Delta State (A), 1994
 152-Curtis Simones, 15 att, vs. West Alabama (A), 1978
 150-Glenn Ivy, 20 att, vs. Jacksonville State (H), 1985
 148-Wendell Taylor, 19 att, vs. Troy State (H), 1954
 148-Jack Redwine, 10 att, vs. Morningside (H), 1957

148-Benny Burns, vs. Gordon Military (H), 1967
 148-Curtis Simones, 13 att, vs. East Tennessee (A), 1977
 148-Travis Carswell, 14 att, vs. Arkansas Tech (A), 1997
 146-David McCants, 6 att., vs. West Georgia (A), 2008
 146-Carrel Daniel, 14 att, vs. Austin Peay (A), 1958
 145-Clarence Johnson, 15 att, vs. J'ville St. (H), 1983
 145-Jermaine Roberts, 17 att, vs. Ferri s State (H), 1995
 143-Kenyatta Jones, 15 att, vs. Portland State (A), 1993
 143-Tyrone Rush, 22 att, vs. Livingston (H), 1989
 143-Curtis Simones, 21 att, vs. Troy State (A), 1977
 142-Tommy Compton, 22 att, vs. Central Florida (A), 1988
 141-Tyrone Rush, 16 att, vs. Alabama A&M (H), 1992
 141-Tyrone Rush, 21 att, vs. Hampton (A), 1992
 141-Greg Manson, 19 att, vs. Arkansas Tech (H), 1998
 140-Lamonte Thompson, 25 att, vs. Valdosta St. (H), 2015
 140-Tyler Peterson, 18 att, vs. SW Louisiana (A), 1997
 140-Antwan Ivey, 10 att., vs. Central Oklahoma (H), 2011
 139-Terry Stookesberry, 7 att, vs. Alabama A&M (A), 1977
 139-Thomas Calhoun, 14 att, vs. Delta State (H), 1981
 139-DeMarcus Blount, 21att, vs. Arkansas Tech (A), 2003
 139-DeMarcus Blount, 20 att, vs. Ark.-Monticello (A), 2005
 138-Marc Merritt, 27 att, vs. Troy State (H), 1974
 138-Clarence Johnson, 19 att, vs. Tenn.-Martin (H), 1982
 138-Monk Romine, vs. Arkansas State (A), 1953
 138-Greg Manson, 13 att, vs. Ark.-Monticello (A), 1998
 137-DeMarcus Blount, 19 att, vs. N.C. Central (A), 2005
 137-Tyler Peterson, 17 att, vs. Pittsburg State (H), 1999
 137-Tyrone Rush, 23 att, vs. Portland State (A), 1993
 137-Robert Douthitt, 25 att, vs. Murray State (A), 1959
 137-Joe Elmore, vs. Conway State (H), 1952
 137-Wendell Taylor, 22 att, vs. Livingston (H), 1955
 137-Kyle Rea, 14 att, vs. Henderson State (H), 2000
 136-Wes Holland, 19 att, vs. Ouachita Baptist (A), 2010
 136-Tommy Compton, 36 att, vs. Livingston (A), 1988
 136-Marc Merritt, 14 att, vs. Austin Peay (A), 1974
 136-Joe Elmore, vs. Union (A), 1952
 136-Clarence Johnson, 19 att, vs. Savannah St (H), 1985
 135-Robert Douthitt, 21 att vs. Austin Peay (A), 1960
 134-Wendell Taylor, 22 att, vs. Troy State (A), 1955
 133-Curtis Simones, 20 att, vs. Delta State (A), 1978
 133-Clarence Johnson, 27 att, vs. Jack'ville St. (H), 1985
 133-A.J. Lamar, 26 att, vs. Valdosta State (A), 1996
 132-Kenyatta Jones, 20 att, vs. Carson-Newman (H), 1994
 131-Clarence Johnson, 16 att, vs. C. Florida (A), 1983
 131-Clarence Johnson, 18 att, vs. Delta State (H), 1983
 131-Gary Newsome, 18 att, vs. Valdosta State (A), 1982
 131-Kenyatta Jones, 18 att, vs. Valdosta State (H), 1994
 131-Greg Manson, 19 att, vs. Central Arkansas (A), 1997
 130-Tyrone Rush, 25 att, vs. West Alabama (A), 1992
 130-Curtis Simones, 15 att, vs. Carson-Newman (A), 1978
 130-Lawson Fletcher, 18 att, vs. Virginia Union (H), 1980
 129-Wes Holland, 12 att, vs. Delta State (A), 2010
 129-Mike Metcalf, 23 att, vs. Henderson State (H), 2000
 129-Leonard Thomas, 11 att, vs. Jacksonville St (A), 1970
 129-DeMarcus Blount, 21 att, vs. C. Arkansas (A), 2002
 128-DeMarcus Blount, 33 att, vs. Valdosta St (A), 2005

128-Brian Satterfield, 10 att, vs. Fort Valley (A), 1992
 128-Brian Satterfield, 20 att, vs. Hampton (A), 1992
 128-Tyrone Rush, 26 att, vs. Troy State (A), 1991
 128-Clarence Johnson, 7 att, vs. Valdosta State (A), 1982
 128-Jake Warren, 11 att, vs. Lambuth (A), 2002
 127-Tyrone Rush, 21 att, vs. Valdosta State (A), 1993
 127-Kenyatta Jones, 14 att, vs. Henderson State (H), 1993
 127-Tommy Compton, 28 att, vs. Valdosta State (A), 1988
 127-Marc Merritt, 18 att, vs. S. E. Louisiana (A), 1975
 127-Brian Satterfield, 20 att, vs. Valdosta State (A), 1992
 127-Clarence Johnson, 19 att, vs. Delta State (A), 1982
 126-Mike McLendon, 12 att., vs. West Alabama (A), 2008
 126-Tyrone Rush, 22 att, vs. Mississippi College (A), 1993
 126-DeMarcus Blount, 17 att, vs. West Georgia (H), 2002
 125-Ricky Gandy, 15 att, vs. Jacksonville State (A), 1990
 125-Curtis Simones, 27 att, vs. S.E. Louisiana (H), 1978
 125-Lawson Fletcher, 28 att, vs. West Alabama (H), 1979
 124-Lamonte Thompson, 24 att, vs. Fla. Tech (A), 2015
 124-DeMarcus Blount, 18 att, vs. Valdosta State (H), 2004
 124-Jermaine Roberts, 19 att, vs. Carson-Newm. (H), 1995
 124-Tyrone Rush, 20 att, vs. Central Florida (H), 1989
 124-DeMarcus Blount, 18 att, vs. Harding (H), 2002
 123-Diamond Simmons, 7 att., vs. Shorter (H), 2012
 123-Tyrone Rush, 12 att, vs. West Alabama (H), 1993
 122-DeMarcus Blount, 18 att, vs. S. Arkansas (H), 2004
 122-Clarence Johnson, 16 att, vs. West Georgia (A), 1983
 122-Mike Wilburn, 19 att, vs. Arkansas Tech (H), 1971
 122-Cody Gross, 12 att, vs. Hampton (H), 1993
 121-Chris Gunn, 24 att, vs. West Alabama (A), 2004
 121-Kenyatta Jones, 16 att, vs. Miss. College (A), 1993
 121-Ricky Gandy, 15 att, vs. Central Missouri (A), 1991
 121-Joe Elmore, 15 att, vs. Middle Tennessee (H), 1952
 121-Clarence Johnson, 29 att, vs. Delta State (H), 1985
 121-Steven Hayden, 8 att, vs. West Alabama (H), 1997
 120-Tyrone Rush, 17 att, vs. Central Missouri (A), 1991
 120-Darryl Green, 25 att, vs. Valdosta State (H), 1989
 120-Marvin Marsh, 21 att, vs. Virginia State (H), 1987
 119-Lamonte Thompson, 17 att., vs. Valdosta State (H), 2012
 119-Cody Gross, 17 att, vs. West Georgia (H), 1995
 119-Stanley Gill, 15 att, vs. Virginia Union (H), 1983
 119-Jerry Mizell, 16 att, vs. N.W. Louisiana (A), 1973
 118-Tyrone Rush, 22 att, vs. West Georgia (H), 1992
 118-Marvin Marsh, 22 att, vs. Alabama A&M (H), 1986
 118-Jack Redwine, vs. Arkansas State (H), 1957
 118-DeMarcus Blount, 19 att, vs. Arkansas Tech (H), 2002
 118-Lamonte Thompson, 10 att, vs. Langston (H), 2015
 118-Diamond Simmons, 9 att, vs. Shorter (H), 2015
 117-Lamonte Thompson, 9 att, vs. Florida Tech (A), 2013
 117-Mike McLendon, 20 att., vs. Arkansas Tech (A), 2008
 117-Brian Satterfield, 22 att, vs. Valdosta State (A), 1990
 116-Brian Satterfield, 20 att, vs. Hampton (H), 1993
 116-Ricky Gandy, 16 att, vs. West Georgia (H), 1990
 116-Mike Wilburn, 27 att, vs. Henderson State, (A), 1971
 115-Cody Gross, 11 att, vs. Albany State (H), 1995
 115-Wesley Scott, 28 att, vs. Tennessee-Martin (H), 1984
 114-Isaac Salter, 13 att, vs. Miles College (H), 1987

100-YARD RUSHERS

114-Marvin Marsh, 11 att, vs. Livingston (N), 1986
 114-Greg Manson, 11 att, vs. Valdosta State (A), 1998
 114-Jacob Tucker, 18 att., vs. Western Oregon (H), 2015
 113-Kenyatta Jones, 4 att, vs. West Georgia (H), 1993
 113-Lamonte Thompson, 17 att., vs. Tarleton State (A), 2013
 113-Tyrone Rush, 21 att, vs. Fort Valley (H), 1991
 113-Reger Curry, 14 att, vs. Langston (H), 1981
 113-Jason Veal, 14 att, vs. Southern Arkansas (H), 1996
 113-Jason Veal, 23 att, vs. Valdosta State (A), 1996
 113-Eric Packer, 12 att, vs. West Alabama (A), 2006
 112-Michael Bridgeforth, 5 att, vs. Delta State (A), 1997
 112-Marc Merritt, 25 att, vs. Nicholls State (A), 1975
 112-Cody Gross, 10 att, vs. Central Arkansas (H), 1994
 112-A.J. Milwee, 19 att, vs. Newberry (H), 2006
 111-Chris Alexander, a8 att., vs. West Alabama (A), 2012
 111-Kyle Rea, 13 att, vs. Henderson State (H), 1999
 111-Kyle Rea, 20 att, vs. Central Arkansas (A), 2000
 111-Kenyatta Jones, 11 att, vs. West Georgia (A), 1994
 111-Tyrone Rush, 12 att, vs. Mississippi College (H), 1992
 111-Charles Johnson, 29 att, vs. N. Dakota State (N), 1985
 111-Clarence Johnson, 8 att, vs. Virginia Union (H), 1980
 111-Marc Merritt, 22 att, vs. Appalachian State (H), 1973
 110-Mike McLendon, 12 att., vs. Southern Arkansas (H), 2008
 110-Al Jackson, 10 att, vs. Albany State (H), 1995
 110-Wendell Taylor, 11 att, vs. Arkansas State (H), 1954
 110-Randy Vickers, 14 att, vs. West Georgia (H), 2004
 110-Tim Hicks, 10 att, vs. Henderson State (A), 2009
 109-Tyrone Rush, 19 att, vs. Jacksonville State (H), 1992
 109-Marvin Marsh, 19 att, vs. Mississippi College (A), 1987
 109-Maurice Brawley, 17 att, vs. East Tenn. State (A), 1977
 109-Clarence Johnson, 18 att, vs. West Alabama (H), 1985
 109-James Tanniehill, 17 att, vs. Jacksonville St. (A), 1978
 109-Rusty Towery, 11 att, vs. Troy State (A), 1983
 108-Chris Coffey, 18 att., vs. West Georgia (H), 2013
 108-T.D. Jones, 14 att, vs. West Alabama (A), 1999
 108-Marc Merritt, 12 att, vs. Nicholls State (A), 1973
 108-Don Parker, 6 att, vs. Bethel (A), 1949
 108-Lawson Fletcher, 19 att, vs. Miss. College (H), 1981
 108-Milton Taylor, 16 att, vs. Langston (H), 1979
 108-Tim Hicks, 18 att, vs. West Alabama (H), 2009
 107-Jermaine Roberts, 20 att, vs. Pittsburg State (H), 1995
 107-Carl Boley, 13 att, vs. Howard (H), 1949
 107-Blake Boyd, 14 att, vs. Carson-Newman (A), 1978
 107-Randy Vickers, 10 att, vs. Stillman (H), 2003
 106-Brandenn Pickett, 5 att, vs. Harding (A), 2007
 106-Robert Douthitt, 25 att vs. West Alabama (H), 1960
 106-Mike Metcalf, 15 att, vs. Henderson State (H), 1999
 106-Greg Manson, 17 att, vs. SW Louisiana (A), 1997
 106-Al Jackson, 11 att, vs. Alabama A&M (A), 1995
 106-Cody Gross, 15 att, vs. West Georgia (A), 1994
 106-Tyrone Rush, 14 att, vs. Fort Valley (A), 1992
 106-Carl McCulley, 21 att, vs. Delta State (A), 1970
 106-Wendell Taylor, 21 att, vs. Tennessee Tech (A), 1955
 106-Johnny Grubb, 21 att, vs. Delta State (A), 1978
 106-Jerrold Dennis, 10 att, vs. Ouachita Baptist (H), 2000
 105-Marvin Marsh, 21 att, vs. West Georgia (H), 1986
 105-Anthony Brooks, 14 att, vs. Valdosta State (H), 1994

104-Chris Alexander, 20 att., vs. Kentucky Christian (H), 2012
 104-Darryl Green, 9 att, vs. West Georgia (H), 1990
 104-Marvin Marsh, 22 att, vs. Delta State (H), 1987
 104-Carl McCulley, 26 att, vs. Troy State (H), 1970
 104-Randy Vickers, 16 att, vs. West Alabama (A), 2002
 103-Lawson Fletcher, 21 att, vs. West Alabama (A), 1980
 103-Clarence Johnson, 11 att, vs. Tuskegee (H), 1980
 103-Kenyatta Jones, 11 att, vs. T. A&M-Kingsville (H), 1994
 103-Anthony Merritt, 6 att, vs. Newberry (H), 2006
 102-Lamonte Thompson, 21 att., vs. Miles (A), 2012
 102-Mike Metcalf, 14 att, vs. West Alabama (A), 1999
 102-Clarence Johnson, 26 att, vs. Miss. College (A), 1985
 102-Brub Hamilton, vs. Troy State (A), 1955
 102-Tyler Peterson, 15 att, vs. Henderson State (H), 1997

101-Marvin Marsh, 21 att, vs. Jacksonville State (A), 1986
 101-Clarence Johnson, 14 att, vs. West Alabama (A), 1980
 101-Wendell Taylor, 14 att, vs. Jacksonville State (H), 1954
 101-Don Cornelius, vs. Henderson State (H), 1966
 101-Marc Merritt, 19 att, vs. Delta State (A), 1974
 101-Tyrone Rush, 15 att, vs. Hampton (H), 1993
 101-Greg Manson, 23 att, vs. Carson-Newman (N), 1998
 101-DeMarcus Blount, 13 att, vs. S. Arkansas (H), 2003
 100-Eric Packer, 17 att, vs. Ark-Monticello (A), 2005
 100-Cody Gross, 18 att, vs. Henderson State (H), 1995
 100-Jason Veal, 16 att, vs. West Alabama (A), 1996
 100-Tyler Peterson, 18 att, vs. West Georgia (H), 1997
 100-David McCants, 21 att, vs. Arkansas Tech (A), 2007



Lamonte Thompson (24) has eight career 100-yard rushing games

ALL-TIME 100-YARD RUSHING GAMES IN PLAYOFFS

216	Brian Satterfield vs. Texas A&M-Kingsville	1993	Semifinal
198	A.J. Lamar vs. Albany State	1995	First Round
180	Brian Satterfield vs. Indiana, Pa.	1993	Championship
145	Jermaine Roberts vs. Ferris State	1995	Semifinal
136	A.J. Milwee vs. Newberry	2006	Second Round
141	Tyrone Rush vs. Hampton	1992	First Round
137	DeMarcus Blount vs. N.C. Central	2005	Second Round
132	Kenyatta Jones vs. Carson-Newman	1994	First Round
130	Lawson Fletcher vs. Virginia Union	1980	Quarterfinal
128	DeMarcus Blount vs. Valdosta State	2005	First Round
128	Brian Satterfield vs. Hampton	1992	First Round
124	Jermaine Roberts vs. Carson-Newman	1995	Quarterfinal
122	Cody Gross vs. Hampton	1993	Quarterfinal
116	Brian Satterfield vs. Hampton	1993	Quarterfinal
111	Clarence Johnson vs. Virginia Union	1980	Quarterfinal
111	Charles Johnson vs. North Dakota State	1985	Championship
107	Anthony Merritt vs. Newberry	2006	Second Round
107	Jermaine Roberts vs. Pittsburg State	1995	Championship
103	Kenyatta Jones vs. Texas A&M-Kingsville	1994	Championship
101	Tyrone Rush vs. Hampton	1993	Quarterfinal

* Three UNA Lions rushed for more than 100 yards in the same game in the 1993 NCAA Quarterfinal vs. Hampton. Cody Gross had 122, Brian Satterfield 116 and Tyrone Rush 101.

100-YARD RUSHERS

MOST 100-YARD RUSHING GAMES

Tyrone Rush (21)

248-Tyrone Rush, 22 att, vs. Delta State (H), 1993
175-Tyrone Rush, 18 att, vs. Delta State (A), 1992
164-Tyrone Rush, 27 att, vs. Jacksonville State (A), 1991
156-Tyrone Rush, 33 att, vs. Newberry (H), 1991
143-Tyrone Rush, 22 att, vs. Livingston (H), 1989
141-Tyrone Rush, 16 att, vs. Alabama A&M (H), 1992
141-Tyrone Rush, 21 att, vs. Hampton (A), 1992
137-Tyrone Rush, 23 att, vs. Portland State (A), 1993
130-Tyrone Rush, 25 att, vs. West Alabama (A), 1992
128-Tyrone Rush, 26 att, vs. Troy State (A), 1991
127-Tyrone Rush, 21 att, vs. Valdosta State (A), 1993
126-Tyrone Rush, 22 att, vs. Mississippi College (A), 1993
124-Tyrone Rush, 20 att, vs. Central Florida (H), 1989
123-Tyrone Rush, 12 att, vs. West Alabama (H), 1993
120-Tyrone Rush, 17 att, vs. Central Missouri (A), 1991
118-Tyrone Rush, 22 att, vs. West Georgia (H), 1992
113-Tyrone Rush, 21 att, vs. Fort Valley (H), 1991
111-Tyrone Rush, 12 att, vs. Mississippi College (H), 1992
109-Tyrone Rush, 19 att, vs. Jacksonville State (H), 1992
106-Tyrone Rush, 14 att, vs. Fort Valley (A), 1992
101-Tyrone Rush, 15 att, vs. Hampton (H), 1993

Clarence Johnson (16)

175-Clarence Johnson, 17 att, vs. Alabama A&M (H), 1982
145-Clarence Johnson, 15 att, vs. Jacksonville St. (H), 1983
138-Clarence Johnson, 19 att, vs. Tenn.-Martin (H), 1982
136-Clarence Johnson, 19 att, vs. Savannah State (H), 1985
133-Clarence Johnson, 27 att, vs. Jacksonville St. (H), 1985
131-Clarence Johnson, 16 att, vs. Central Florida (A), 1983
131-Clarence Johnson, 18 att, vs. Delta State (H), 1983
128-Clarence Johnson, 7 att, vs. Valdosta State (A), 1982
127-Clarence Johnson, 19 att, vs. Delta State (A), 1982
122-Clarence Johnson, 16 att, vs. West Georgia (A), 1983
121-Clarence Johnson, 29 att, vs. Delta State (H), 1985
111-Clarence Johnson, 8 att, vs. Virginia Union (H), 1980
109-Clarence Johnson, 18 att, vs. West Alabama (H), 1985
103-Clarence Johnson, 11 att, vs. Tuskegee (H), 1980
102-Clarence Johnson, 26 att, vs. Miss. College (A), 1985
101-Clarence Johnson, 14 att, vs. West Alabama (A), 1980

DeMarcus Blount (12)

165-DeMarcus Blount, 19 att vs. Ark.-Monticello (H), 2003
139-DeMarcus Blount, 21 att, vs. Arkansas Tech (A), 2003
139-DeMarcus Blount, 20 att, vs. Ark.-Monticello (A), 2005
137-DeMarcus Blount, 19 att, vs. N.C. Central (A), 2005
129-DeMarcus Blount, 21 att, vs. Central Arkansas (A), 2002
128-DeMarcus Blount, 33 att, vs. Valdosta State (A), 2005 (NCAA)
126-DeMarcus Blount, 17 att, vs. West Georgia (H), 2002
124-DeMarcus Blount, 18 att, vs. Harding (H), 2002
124-DeMarcus Blount, 18 att, vs. Valdosta State (H), 2004
122-DeMarcus Blount, 18 att, vs. Southern Arkansas (H), 2004
118-DeMarcus Blount, 19 att, vs. Arkansas Tech (H), 2002
101-DeMarcus Blount, 13 att, vs. Southern Arkansas (H), 2003

Kenyatta Jones (10)

161-Kenyatta Jones, 16 att, vs. Fort Valley State (A), 1994
153-Kenyatta Jones, 18 att, vs. Delta State (A), 1994
143-Kenyatta Jones, 15 att, vs. Portland State (A), 1993
132-Kenyatta Jones, 20 att, vs. Carson-Newman (H), 1994
131-Kenyatta Jones, 18 att, vs. Valdosta State (H), 1994
127-Kenyatta Jones, 14 att, vs. Henderson State (H), 1993
121-Kenyatta Jones, 16 att, vs. Miss. College (A), 1993
113-Kenyatta Jones, 4 att, vs. West Georgia (H), 1993
111-Kenyatta Jones, 11 att, vs. West Georgia (A), 1994
103-Kenyatta Jones, 11 att, vs. Texas A&M-Kingsville (H), 1994

Brian Satterfield (9)

243-Brian Satterfield, 10 att, vs. Fort Valley State (H), 1993
216-Brian Satterfield, 29 att, vs. TX A&M-Kingsville (H), 1993
190-Brian Satterfield, 19 att, vs. Miss. College (H), 1992
180-Brian Satterfield, 23 att, vs. Indiana-Penn. (H), 1993
128-Brian Satterfield, 10 att, vs. Fort Valley (A), 1992
128-Brian Satterfield, 20 att, vs. Hampton (A), 1992
127-Brian Satterfield, 20 att, vs. Valdosta State (A), 1992
117-Brian Satterfield, 22 att, vs. Valdosta State (A), 1990
116-Brian Satterfield, 20 att, vs. Hampton (H), 1993

Marvin Marsh (9)

181-Marvin Marsh, 18 att, vs. Troy State (H), 1986
172-Marvin Marsh, 23 att, vs. Delta State (A), 1986
120-Marvin Marsh, 21 att, vs. Virginia State (H), 1987
118-Marvin Marsh, 22 att, vs. Alabama A&M (H), 1986
114-Marvin Marsh, 11 att, vs. Livingston (N), 1986
109-Marvin Marsh, 19 att, vs. Mississippi College (A), 1987
105-Marvin Marsh, 21 att, vs. West Georgia (H), 1986
104-Marvin Marsh, 22 att, vs. Delta State (H), 1987
101-Marvin Marsh, 21 att, vs. Jacksonville State (A), 1986

Greg Manson (9)

160-Greg Manson, 18 att, vs. West Alabama (H), 1997
158-Greg Manson, 21 att, vs. West Georgia (H), 1997
156-Greg Manson, 11 att, vs. Arkansas Tech (A), 1997
141-Greg Manson, 19 att, vs. Arkansas Tech (H), 1998
138-Greg Manson, 13 att, vs. Arkansas-Monticello (A), 1998
131-Greg Manson, 19 att, vs. Central Arkansas (A), 1997
114-Greg Manson, 11 att, vs. Valdosta State (A), 1998
106-Greg Manson, 17 att, vs. SW Louisiana (A), 1997
101-Greg Manson, 23 att, vs. Carson-Newman (N), 1998

Lamonte Thompson (8)

102-Lamonte Thompson, 21 att, vs. Miles (A), 2012
119-Lamonte Thompson, 17 att, vs. Valdosta State (H), 2013
189-Lamonte Thompson, 14 att, vs. Miles (H), 2013
117-Lamonte Thompson, 9 att, vs. Florida Tech (A), 2013
113-Lamonte Thompson, 17 att, vs. Tarleton State (A), 2013
118-Lamonte Thompson, 10 att, vs. Langston (H), 2015
140-Lamonte Thompson, 25 att, vs. Valdosta St. (H), 2015
124-Lamonte Thompson, 24 att, vs. Fla. Tech (A), 2015

Lawson Fletcher (7)

208-Lawson Fletcher, 28 att, vs. Middle Tenn. State (A), 1979
167-Lawson Fletcher, 14 att, vs. Delta State (A), 1980
162-Lawson Fletcher, 25 att, vs. Jacksonville State (H), 1979
130-Lawson Fletcher, 18 att, vs. Virginia Union (H), 1980
125-Lawson Fletcher, 28 att, vs. West Alabama (H), 1979
108-Lawson Fletcher, 19 att, vs. Miss. College (H), 1981
103-Lawson Fletcher, 21 att, vs. West Alabama (A), 1980

Wendell Taylor (7)

211-Wendell Taylor, 34 att, vs. East Tennessee State (A), 1954
148-Wendell Taylor, 19 att, vs. Troy State (H), 1954
137-Wendell Taylor, 22 att, vs. Livingston (H), 1955
134-Wendell Taylor, 22 att, vs. Troy State (A), 1955
110-Wendell Taylor, 11 att, vs. Arkansas State (H), 1954
106-Wendell Taylor, 21 att, vs. Tennessee Tech (A), 1955
101-Wendell Taylor, 14 att, vs. Jacksonville State (H), 1954

Marc Merritt (7)

138-Marc Merritt, 27 att, vs. Troy State (H), 1974
136-Marc Merritt, 14 att, vs. Austin Peay (A), 1974
127-Marc Merritt, 18 att, vs. S. E. Louisiana (A), 1975
112-Marc Merritt, 25 att, vs. Nicholls State (A), 1975
111-Marc Merritt, 22 att, vs. Appalachian State (H), 1973
108-Marc Merritt, 12 att, vs. Nicholls State (A), 1973
101-Marc Merritt, 19 att, vs. Delta State (A), 1974

A.J. Lamar (6)

216-A.J. Lamar, 18 att, vs. Henderson State (H), 1995
198-A.J. Lamar, 15 att, vs. Albany State (H), 1995-Playoffs
179-A.J. Lamar, 16 att, vs. Southern Arkansas (H), 1996
169-A.J. Lamar, 28 att, vs. Central Arkansas (H), 1996
155-A.J. Lamar, 23 att, vs. West Georgia (A), 1996
133-A.J. Lamar, 26 att, vs. Valdosta State (A), 1996

Cody Gross (6)

122-Cody Gross, 12 att, vs. Hampton (H), 1993
119-Cody Gross, 17 att, vs. West Georgia (H), 1995
115-Cody Gross, 11 att, vs. Albany State (H), 1995
112-Cody Gross, 10 att, vs. Central Arkansas (H), 1994
106-Cody Gross, 15 att, vs. West Georgia (A), 1994
100-Cody Gross, 18 att, vs. Henderson State (H), 1995

Curtis Sirmones (6)

152-Curtis Sirmones, 15 att, vs. West Alabama (A), 1978
148-Curtis Sirmones, 13 att, vs. East Tennessee (A), 1977
143-Curtis Sirmones, 21 att, vs. Troy State (A), 1977
133-Curtis Sirmones, 20 att, vs. Delta State (A), 1978
130-Curtis Sirmones, 15 att, vs. Carson-Newman (A), 1978
125-Curtis Sirmones, 27 att, vs. S.E. Louisiana (H), 1978

Tyler Peterson (5)

200-Tyler Peterson, 20 att, vs. Harding (A), 2000
140-Tyler Peterson, 18 att, vs. SW Louisiana (A), 1997
137-Tyler Peterson, 17 att, vs. Pittsburg State (H), 1999
102-Tyler Peterson, 15 att, vs. Henderson State (H), 1997
100-Tyler Peterson, 18 att, vs. West Georgia (H), 1997

Randy Vickers (5)

195-Randy Vickers, 22 att, vs. Lambuth (H), 2001
155-Randy Vickers, 27 att, vs. Central Arkansas (H), 2001
110-Randy Vickers, 14 att, vs. West Georgia (H), 2004
104-Randy Vickers, 16 att, vs. West Alabama (A), 2002
107-Randy Vickers, 10 att, vs. Stillman (H), 2003

Robert Douthitt (5)

225-Robert Douthitt, 24 att, vs. UT-Martin (H), 1960
200-Robert Douthitt, 35 att, vs. Jax State (A), 1960
137-Robert Douthitt, 25 att, vs. Murray State (A), 1959
135-Robert Douthitt, 21 att, vs. Austin Peay (A), 1960
106-Robert Douthitt, 25 att, vs. West Alabama (H), 1960

Tommy Compton (4)

182-Tommy Compton, 23 att, vs. Delta State (A), 1988
142-Tommy Compton, 22 att, vs. Central Florida (A), 1988
136-Tommy Compton, 36 att, vs. Livingston (A), 1988
127-Tommy Compton, 28 att, vs. Valdosta State (A), 1988

Jack Redwine (4)

192-Jack Redwine, 17 att, vs. West Alabama, 1957
180-Jack Redwine, 10 att, vs. Jacksonville State (H), 1956
148-Jack Redwine, 10 att, vs. Morningside (H), 1957
118-Jack Redwine, vs. Arkansas State (H), 1957

Mike Metcalf (3)

129-Mike Metcalf, 23 att, vs. Henderson State (H), 2000
106-Mike Metcalf, 15 att, vs. Henderson State (H), 1999
102-Mike Metcalf, 14 att, vs. West Alabama (A), 1999

Kyle Rea (3)

137-Kyle Rea, 14 att, vs. Henderson State (H), 2000
111-Kyle Rea, 13 att, vs. Henderson State (H), 1999
111-Kyle Rea, 20 att, vs. Central Arkansas (A), 2000

TOP RUSHERS

Jason Veal (3)

113-Jason Veal, 14 att, vs. Southern Arkansas (H), 1996
113-Jason Veal, 23 att, vs. Valdosta State (A), 1996
100-Jason Veal, 16 att, vs. West Alabama (A), 1996

Jermaine Roberts (3)

145-Jermaine Roberts, 17 att, vs. Ferri s State (H), 1995
124-Jermaine Roberts, 19 att, vs. Carson-Newman (H), 1995
107-Jermaine Roberts, 20 att, vs. Pittsburg State (H), 1995

Joe Elmore (3)

137-Joe Elmore, vs. Conway State (H), 1952
136-Joe Elmore, vs. Union (A), 1952
121-Joe Elmore, 15 att, vs. Middle Tennessee (H), 1952

Mike McLendon (3)

126-Mike McLendon, 12 att., vs. West Alabama (A), 2008
177-Mike McLendon, 20 att., vs. Arkansas Tech (A), 2008
110-Mike McLendon, 12 att., vs. Southern Arkansas (H), 2008

Tim Hicks (3)

180-Tim Hicks, 18 att, vs. Delta State (H), 2009
110-Tim Hicks, 10 att, vs. Henderson State (A), 2009
109-Tim Hicks, 18 att, vs. West Alabama (H), 2009

Wes Holland (3)

136-Wes Holland, 19 att., Ouachita Baptist (A), 2010
129-Wes Holland, 12 att., vs. Delta State (A), 2010
154-Wes Holland, 27 att., vs. West Georgia (H), 2011

Two 100-yard Games

Players with two career 100-yard rushing games: Diamond Simmons, Chris Alexander, Ricky Gandy, Darryl Green, Brub Hamilton, Al Jackson, Charles Johnson, David McCants, Eric Packer, Monk Romine, Burnis Rose, Leonard Thomas ,and Mike Wilburn.

1,000 YARDS RUSHING IN A SEASON


Year	Player	Att	Yds	Avg
1955	Wendell Taylor	196	1021	5.2
1960	Robert Douthitt	199	1023	5.1
1986	Marvin Marsh	187	1106	5.9
1992	Tyrone Rush	221	1364	6.2
1993	Tyrone Rush	237	1466	6.2
1993	Brian Satterfield	147	1087	7.4
1994	Kenyatta Jones	174	1115	6.4
1995	A.J. Lamar	146	1024	6.6
1997	Greg Manson	177	1189	6.7

MOST YARDS RUSHING IN A SEASON

1993	Tyrone Rush	237	1466	6.2
1992	Tyrone Rush	221	1364	6.2
1997	Greg Manson	177	1189	6.7
1994	Kenyatta Jones	174	1115	6.4
1986	Marvin Marsh	187	1106	5.9
1993	Brian Satterfield	147	1087	7.4
1995	A.J. Lamar	146	1024	6.6
1960	Robert Douthitt	199	1023	5.1
1955	Wendell Taylor	196	1021	5.2

HIGHEST RUSHING AVERAGE IN A SEASON

Year	Player	G	Att	Yds	Per Game
1992	Tyrone Rush	12	221	1364	113.7
1993	Tyrone Rush	14	237	1466	104.7
1960	Robert Douthitt	10	199	1023	102.3
1955	Wendell Taylor	10	196	1021	102.1
1986	Marvin Marsh	11	187	1106	100.5
1997	Greg Manson	12	177	1189	99.1
1993	Brian Satterfield	11	147	1087	98.8
1979	Lawson Fletcher	10	187	982	98.2
1991	Tyrone Rush	10	199	982	98.2
1954	Wendell Taylor	10	166	964	96.4
1988	Tommy Compton	10	205	934	93.4
1998	Greg Manson	10	158	917	91.7
1996	A.J. Lamar	11	170	959	87.2
1974	Marc Merritt	10	153	859	85.9
1992	Brian Satterfield	11	147	935	85.0
1952	Joe Elmore	9	153	764	84.9
1982	Clarence Johnson	9	107	741	82.3
1951	Monk Romine	9	142	727	80.8
1957	Jack Redwine	10	122	808	80.8
1994	Kenyatta Jones	14	174	1115	79.6
1980	Lawson Fletcher	12	185	921	76.7
1977	Curtis Sirmones	10	132	759	75.9
1983	Clarence Johnson	13	205	974	74.9
1971	Mike Wilburn	11	195	820	74.5
1995	A.J. Lamar	14	146	1024	73.1
2004	DeMarcus Blount	10	155	706	70.6



Tyrone Rush is the only Lion to rush for more than 1,000 yards in two different seasons

ALL-TIME LION SCORES & ATTENDANCE

ALL-TIME 10,000-PLUS CROWDS AT BRALY STADIUM

1980.....	10,000 - Middle Tennessee State
1980.....	12,000 - Alabama A&M
1980.....	11,000 - Tennessee-Martin
1981.....	12,000 - Jacksonville State
1982.....	10,000 - Alabama A&M
1990.....	14,683 - Alabama A&M
1992.....	12,898 - Alabama A&M
1993.....	15,631 - Indiana, Pa.
1994.....	14,217 - Alabama A&M
1994.....	13,526 - Texas A&M-Kingsville
1994.....	10,614 - Central Arkansas
1995.....	10,394 - Albany State
1995.....	10,014 - West Georgia
1995.....	15,341 - Pittsburg State
1996.....	13,697 - Alabama A&M
1997.....	10,061 - Texas A&M-Kingsville
1997.....	10,087 - West Georgia
2003.....	10,315 - West Alabama
2005.....	10,013 - West Alabama
2006.....	11,051 - Harding
2006.....	10,174 - Arkansas-Monticello
2006.....	12,347 - Valdosta State
2007.....	10,206 - West Alabama
2008.....	11,024 - Southern Arkansas
2008.....	11,102 - Valdosta State
2008.....	10,082 - Arkansas-Monticello
2009.....	11,543 - Carson-Newman
2009.....	12,054 - Arkansas Tech
2009.....	10,652 - West Alabama
2010.....	10,521 - Henderson State
2010.....	12,644 - Southern Arkansas
2011.....	11,072 - Central Oklahoma
2011.....	11,101 - Delta State
2012.....	10,872 - Harding
2012.....	10,913 - Kentucky Christian
2013.....	12,094 - Miles
2013.....	10,127 - Delta State
2013.....	10,421 - West Georgia
2013.....	12,526 - West Alabama
2014.....	11,103 - Langston
2014.....	10,482 - Valdosta State

LARGEST FACILITIES THE LIONS HAVE PLAYED IN

80,000.....	Cowboys Stadium, Arlington, Texas (2011)
.....	defeated Abilene Christian 23-17
75,808.....	Legion Field, Birmingham, Ala. (1989)
.....	defeated Alabama A&M 19-7
71,594.....	Legion Field, Birmingham, Ala. (2012)
.....	defeated Miles 31-30
68,821.....	Legion Field, Birmingham, Ala. (1971)
.....	lost to Jacksonville State 60-7
52,000.....	Citrus Bowl, Orlando, Fla. (1983)
.....	defeated Central Florida 47-20
52,000.....	Citrus Bowl, Orlando, Fla. (1988)
.....	lost to Central Florida 35-33

UNA'S ALL-TIME HIGHEST ATTENDANCE GAMES

24,837.....	vs. Abilene Christian	2011	Cowboys Stadium
22,268.....	at Miles College	2012	Legion Field
22,136.....	at Portland State	1993	
21,682.....	at Central Florida	1988	Citrus Bowl Stadium
20,834.....	at Jacksonville State	2013	
19,497.....	at Alabama A&M	1997	
17,411.....	at Youngstown State	1994	
15,631.....	Indiana, Pa.	1993	NCAA Champ Game
15,341.....	Pittsburg State	1995	NCAA Champ Game
14,683.....	Alabama A&M	1990	
14,217.....	Alabama A&M	1994	
14,000.....	at Texas A&M-Kingsville.....	1996	
14,000.....	at Jacksonville State	1988	
14,000.....	at Jacksonville State	1990	
13,697.....	Alabama A&M	1996	
13,683.....	at SW Louisiana	1997	
13,662.....	at Jacksonville State	2003	
13,526.....	Texas A&M-Kingsville.....	1994	NCAA Champ Game
13,300.....	at Jacksonville State	1980	
12,898.....	Alabama A&M	1992	
12,644.....	Southern Arkansas.....	2010	
12,526.....	West Alabama	2013	
12,500.....	Alabama A&M (B'ham).....	1987	Legion Field
12,347.....	Valdosta State	2006	
12,094.....	Miles	2013	
12,054.....	Arkansas Tech	2009	
12,000.....	Alabama A&M	1980	
12,000.....	Jacksonville State	1981	
11,543.....	Carson-Newman	2009	
11,103.....	Langston	2015	
11,102.....	Valdosta State	2008	
11,101.....	Delta State	2011	
11,072.....	Central Oklahoma	2011	
11,051.....	Harding	2006	
11,024.....	Southern Arkansas.....	2008	

ALL-TIME UNA HIGHEST ATTENDANCE GAMES - ON THE ROAD

24,837.....	vs. Abilene Christian	2011	Cowboys Stadium
22,268.....	at Miles College	2012	Legion Field
22,136.....	at Portland State	1993	
21,682.....	at Central Florida	1988	Citrus Bowl Stadium
20,834.....	at Jacksonville State	2013	
19,497.....	at Alabama A&M	1997	
17,411.....	at Youngstown State	1994	
13,683.....	at SW Louisiana	1997	
14,000.....	at Texas A&M-Kingsville.....	1996	
14,000.....	at Jacksonville State	1988	
14,000.....	at Jacksonville State	1990	
13,662.....	at Jacksonville State	2003	
13,300.....	at Jacksonville State	1980	

ALL-TIME UNA HIGHEST ATTENDANCE GAMES - AT HOME

15,631.....	Indiana, Pa.	1993	NCAA Champ Game
15,341.....	Pittsburg State	1995	NCAA Champ Game
14,683.....	Alabama A&M	1990	
14,217.....	Alabama A&M	1994	
13,697.....	Alabama A&M	1996	
13,526.....	Texas A&M-Kingsville.....	1994	NCAA Champ Game
12,898.....	Alabama A&M	1992	
12,644.....	Southern Arkansas.....	2010	
12,526.....	West Alabama	2013	
12,347.....	Valdosta State	2006	
12,094.....	Miles	2013	
12,054.....	Arkansas Tech	2009	
12,000.....	Alabama A&M	1980	
12,000.....	Jacksonville State	1981	

ANNUAL LION LEADERS

PASSING					RUSHING					RECEIVING				
Year	Player	Att	Comp	Yds	Year	Player	Att	Yds	Avg	Year	Player	Rec.	Yds	TD
1949	Carl Boley	188			1949	Carl Boley	109	414	3.8	1949				
1950					1950					1950				
1951	Joe Elmore	73	37	565	1951	Monk Romine	142	727	5.1	1951	Harlon Hill	22	372	5
1952	Joe Elmore	86	37	717	1952	Joe Elmore	153	764	4.9	1952	Harlon Hill	18	379	7
1953	Joe Elmore	81	30	681	1953	Monk Romine	111	529	4.8	1953	Harlon Hill	12	246	4
1954	Joe Brewer	81	30	629	1954	Wendell Taylor	166	964	5.8	1954	Jim Prater	9	142	
1955	Brub Hamilton	105	47	608	1955	Wendell Taylor	196	1021	5.2	1955	Wilburn Thomas	11	117	
1956					1956					1956				
1957	Jack Redwine	68	33	630	1957	Jack Redwine	122	808	6.6	1957	Bill Lumpkin	21	459	5
1958	Jack Redwine	65	26	369	1958	Carrell Daniel	128	639	4.9	1958	Carl Hannah	15	237	2
1959	Max Bureson	70	40	563	1959	Robert Douthitt	110	497	4.5	1959	Henry Prater	16	196	0
1960	Robert Douthitt	66	18	294	1960	Robert Douthitt	199	1023	5.1	1960	Bobby West	8	114	2
1961					1961					1961				
1962					1962					1962				
1963					1963					1963				
1964					1964					1964				
1965	Don Cornelius	129	52	723	1965	George Perkins	159	699	4.5	1965	Earnest Breland	21	275	0
1966	Don Cornelius	218	121	1686	1966	George Perkins	92	319	3.5	1966	Ricky Lindsey	52	532	6
1967	Don Cornelius	250	134	1608	1967	Benny Burns	56	309	5.5	1967	Ricky Lindsey	47	412	0
1968	Phil Logan	120	59	835	1968	Leonard Thomas	130	659	5.1	1968	Ricky Lindsey	50	667	6
1969	Phil Logan	107	32	471	1969	Leonard Thomas	141	657	4.7	1969	Jody Gamble	11	130	0
1970	Randy Elmore	205	91	1318	1970	Carl McCulley	140	591	4.2	1970	Danny Kimble	25	470	3
1971	Randy Elmore	217	105	1527	1971	Mike Wilburn	195	820	4.2	1971	Danny Kimble	26	407	1
1972	Raymond Weaver	198	71	982	1972	Mike Wilburn	92	339	3.7	1972	James Trimble	34	467	1
1973	Roger Ferrell	133	72	951	1973	Jerry Mizell	111	490	4.4	1973	Danny Kimble	39	655	5
1974	Steve Clark	134	73	986	1974	Marc Merritt	153	859	5.6	1974	Roger Ralph	46	700	7
1975	Steve Clark	117	58	881	1975	Marc Merritt	157	678	4.3	1975	Roger Ralph	48	767	4
1976	Garner Ezell	81	37	497	1976	Burnis Rose	99	456	4.6	1976	Robert Steele	30	566	5
1977	Gerald Goodman	67	33	517	1977	Curtis Sirmones	132	759	5.8	1977	Robert Steele	24	386	1
1978	Johnny Grubb	67	24	407	1978	Curtis Sirmones	102	649	6.4	1978	Jerry Hill	11	189	3
	Jeff Davis	83	30	351	1979	Lawson Fletcher	187	982	5.3		Ken Irons	11	161	1
1979	Rusty Towery	96	53	606	1980	Lawson Fletcher	185	921	5.0	1979	Lawson Fletcher	28	219	1
1980	Fred Riley	104	53	960	1981	Lawson Fletcher	101	461	4.6	1980	Jerry Hill	31	603	2
1981	Fred Riley	154	81	1412	1982	Clarence Johnson	107	741	6.9	1981	Melvin Brown	30	543	7
1982	Rusty Towery	105	58	729	1983	Clarence Johnson	205	974	4.8	1982	Mike Hearon	19	252	0
1983	Rusty Towery	220	108	1562	1984	Wesley Scott	119	463	3.9	1983	Germaine Young	33	577	3
1984	Bobby Duncan	209	110	1441	1985	Clarence Johnson	193	897	4.6	1984	Germaine Young	37	552	6
1985	Tim Garner	128	55	629	1986	Marvin Marsh	187	1106	5.9	1985	Glenn Ivy	31	292	2
	Dallas Metcalf	123	47	723	1987	Marvin Marsh	118	527	4.5	1986	Stevie Hobbs	29	462	3
1986	Lonnie Mister	156	71	958	1988	Tommy Compton	205	934	4.6	1987	Stevie Hobbs	35	478	1
1987	Lonnie Mister	141	73	977	1989	Tyrone Rush	134	609	4.5	1988	Troy Nelson	39	441	2
1988	Tommy Compton	158	64	941	1990	Ricky Gandy	117	702	6.0	1989	Derrick Coffey	39	618	5
1989	Craig Bryant	160	83	1073	1991	Tyrone Rush	199	982	4.9	1990	DeJuan Singleton	40	568	4
1990	Craig Bryant	193	104	1573	1992	Tyrone Rush	221	1364	6.2	1991	Troy Nelson	26	424	6
1991	Stacey Stewart	159	74	897	1993	Tyrone Rush	237	1466	6.2	1992	Lawrence Haynes	14	215	1
1992	Cody Gross	12	27	226	1994	Kenyatta Jones	174	1115	6.4	1993	Demetrea Shelton	31	596	6
1993	Cody Gross	71	132	1441	1995	A.J. Lamar	146	1024	6.6	1994	Michael Edwards	48	955	8
1994	Cody Gross	59	121	1050	1996	A.J. Lamar	170	959	5.6	1995	Michael Edwards	33	595	4
1995	Cody Gross	61	116	967	1997	Greg Manson	177	1189	6.7	1996	Demetrea Shelton	33	426	3
1996	Charles Hogan	73	152	1106	1998	Greg Manson	158	917	5.8	1997	Michael Edwards	45	777	6
1997	Tyler Peterson	42	81	647	1999	Tyler Peterson	162	615	3.8	1998	James Moore	18	443	4
1998	Tyler Peterson	64	141	1132	2000	Tyler Peterson	144	642	4.5	1999	Bobby Collins	19	311	2
1999	Tyler Peterson	109	213	1604	2001	Randy Vickers	123	545	4.4	2000	Zack Keys	39	614	2
2000	Tyler Peterson	78	178	1309	2002	DeMarcus Blount	135	705	5.2	2001	James Moore	22	402	6
2001	Jake Warren	155	74	917	2003	DeMarcus Blount	158	866	5.5	2002	Tyler Bowen	18	188	1
2002	Will Hall	321	204	2635	2004	DeMarcus Blount	155	706	4.6	2003	Marcus Lewis	57	930	2
2003	Will Hall	372	267	3531	2005	DeMarcus Blount	213	839	3.9	2004	David Mooneyham	51	779	7
2004	Vinnie Saylor	221	125	1540	2006	Eric Packer	99	576	5.8	2005	Jaron Fountain	35	495	5
2005	Vinnie Saylor	499	301	3445	2007	David McCants	125	573	4.6	2006	Anthony Merritt	81	942	8
2006	A.J. Milwee	267	172	2039	2008	Mike McLendon	166	783	4.7	2007	Anthony Merritt	51	588	4
2007	A.J. Milwee	360	236	2783	2009	Tim Hicks	120	731	6.1	2008	Joemal Campbell	56	643	3
2008	A.J. Milwee	363	239	3313	2010	Wes Holland	132	716	5.4	2009	Bobby Williams	50	715	4
2009	Harrison Beck	505	293	3823	2011	Wes Holland	128	615	4.8	2010	T.J. Porter	71	823	7
2010	Lee Chapple	411	253	3051	2012	Lamonte Thompson	130	690	5.3	2011	Donald Bowens	38	465	3
2011	Lee Chapple	437	284	3322	2013	Lamonte Thompson	115	801	7.0	2012	Mo Miliam	64	794	5
2012	Luke Wingo	110	61	845	2014	Lamonte Thompson	172	821	4.8	2013	Jason Smith	22	319	1
2013	Luke Wingo	241	145	2035						2014	Jason Smith	41	829	7
2014	Luke Wingo	238	161	2291						2014	Delvon Carpenter	42	786	6

ANNUAL LION LEADERS

TOTAL OFFENSE					SCORING			KICKING			
Year	Player	Rush	Pass	Ttl	Year	Player	Points	Year	Player	PATs	FG
1969	Leonard Thomas	657	0	657	1969	David Hogan	56	1969	David Hogan	12-18	14-
1970	Randy Elmore	438	1318	1756	1970	Leonard Thomas	60	1970	William McCormack	29-31	2-5
1971	Randy Elmore	199	1527	1726	1971	William McCormick	39	1971	William McCormack	12-13	9-13
1972	Raymond Weaver	137	982	1119	1972	William McCormick	30	1972	William McCormack	12-13	6-15
1973	Roger Ferrell	59	951	1010	1973	Danny Kimble	30	1973	Jim Durden	15-16	2-5
1974	Steve Clark	182	986	1168	1974	Roger Ralph	46	1974	Creig Bell	19-22	5-7
1975	Steve Clark	20	881	901	1975	Marc Merritt	72	1975	David Adkins	22-28	2-5
1976	Garnet Ezell	243	497	740	1976	Creig Bell	38	1976	Creig Bell	20-21	6-9
1977	Curtis Sirmones	759	0	759	1977	Curtis Sirmones	60	1977	Guy Gox	20-25	2-3
1978	Johnny Grubb	263	407	670	1978	Nelson McMurray	49	1978	Nelson McMurray	22-24	9-14
1979	Lawson Fletcher	982	0	982	1979	Nelson McMurray	41	1979	Nelson McMurray	17-19	8-13
1980	Fred Riley	127	960	1087	1980	Lawson Fletcher	86	1980	Nelson McMurray	34-37	16-24
1981	Fred Riley	111	1412	1523	1981	Nelson McMurray	52	1981	Nelson McMurray	31-33	7-13
1982	Rusty Towery	147	729	876	1982	James Knowles	64	1982	James Knowles	34-36	10-14
1983	Rusty Towery	390	1562	1952	1983	Clarence Johnson	102	1983	James Knowles	46-50	12-17
1984	Bobby Duncan	60	1441	1501	1984	James Knowles	60	1984	James Knowles	27-28	11-26
1985	Clarence Johnson	897	0	897	1985	James Knowles	86	1985	James Knowles	32-35	18-26
1986	Marvin Marsh	1106	0	1106	1986	Marvin Marsh	60	1986	Jay Veal	25-28	6-13
1987	Lonnie Mister	-92	977	885	1987	J.D. Lane	47	1987	J.D. Lane	17-17	10-16
1988	Tommy Compton	934	941	1875	1988	Tommy Compton	54	1988	J.D. Lane	20-21	7-15
1989	Craig Bryant	272	1073	1345	1989	Mike Berry	60	1989	Mike Berry	18-21	14-27
1990	Craig Bryant	245	1573	1818	1990	Brad Stepp	56	1990	Brad Stepp	20-28	12-21
1991	Tyrone Rush	982	0	982	1991	Troy Nelson	38	1991	J.D. Byars	15-18	3-6
1992	Tyrone Rush	1364	0	1364	1992	Brian Satterfield	48	1992	Greg Scroggins	11-14	4-15
1993	Cody Gross	650	1441	2091	1993	Tyrone Rush	116	1993	Jamie Stoddard	62-68	12-18
1994	Cody Gross	638	1050	1688	1994	Jamie Stoddard	84	1994	Jamie Stoddard	51-55	11-15
1995	Cody Gross	580	967	1547	1995	Cody Gross	74	1995	Jamie Stoddard	53-67	7-14
1996	Charles Hogan	66	1106	1172	1996	Jamie Stoddard	74	1996	Kevin Pearce	34-37	5-10
1997	Greg Manson	1189	0	1189	1997	A.J. Lamar	84	1997	Kevin Pearce	42-42	3-7
1998	Tyler Peterson	292	1132	1424	1997	Greg Manson	90	1998	Mike Mitchell	24-26	5-9
1999	Tyler Peterson	615	1604	2219	1998	Greg Manson	44		Kevin Pearce	9-10	5-8
2000	Tyler Peterson	642	1309	1951	1999	Tyler Peterson	56	1999	Mike Mitchell	24-26	7-17
2001	Jake Warren	-35	917	882	2000	Kyle Rea	66	2000	Travis Johnston	35-35	2-11
2002	Will Hall	-22	2635	2613	2001	Travis Johnston	40	2001	Travis Johnston	16-20	8-13
2003	Will Hall	467	3531	3998	2002	DeMarcus Blount	122	2002	Travis Johnston	40-42	8-13
2004	Vinnie Saylor	165	1540	1705	2003	DeMarcus Blount	122	2003	Travis Johnston	57-58	16-18
2005	Vinnie Saylor	101	3445	3546	2004	Beau Tanner	61	2004	Beau Tanner	31-33	12-18
2006	A.J. Milwee	299	2039	2338	2005	Yuta Fukuda	106	2005	Yuta Fukuda	52-54	18-29
2007	A.J. Milwee	165	2783	2948	2006	Yuta Fukuda	72	2006	Yuta Fukuda	36-40	12-17
2008	A.J. Milwee	257	3313	3570	2007	Scott Shurden	69	2007	Scott Shurden	36-41	11-17
2009	Harrison Beck	-82	3823	3741	2009	Tom Schneider	130	2008	Tom Schneider	73-73	19-26
2010	Lee Chapple	-13	3051	3038	2009	Kenny Spencer	99	2009	Kenny Spencer	63-66	12-17
2011	Lee Chapple	-49	3322	3273	2010	Josh Montgomery	81	2010	Josh Montgomery	45-48	12-14
2012	Chris Alexander	480	618	1098	2011	Chris Coffey	54	2011	Nathan O'Jibway	23-27	5-9
2013	Luke Wingo	572	2035	2607	2012	Luke Wingo	42	2012	Michael Schuster	17-20	7-12
2014	Luke Wingo	159	2291	2450	2013	Luke Wingo	78	2013	Will Craig	42-49	10-12
					2014	Taylor Pontius	79	2014	Taylor Pontius	46-48	11-14

ANNUAL LION LEADERS

PUNTING				KICKOFF RETURNS					PUNT RETURNS				
Year	Player	Att	Avg	Year	Player	No.	Yds	Avg	Year	Player	No.	Yds	Avg
1969	Sparky Box	47	34.4	1969	Benny Burns	10	243	24.3	1969	Leonard Thomas	15	224	14.9
1970	Jody Gamble	51	40.0	1970	Bobby Joe Pride	18	623	34.5	1970	Leonard Thomas	6	105	17.5
1971	Larry Brom	41	37.8	1971	Bobby Joe Pride	19	417	21.0	1971	Leonard Thomas	13	99	7.6
1972	Dale Mathis	85	39.1	1972	Wil Fuller	13	234	18.0	1972	Jim Witt	9	40	4.4
1973	Aubrey Haynes	32	34.1	1973	Charles Kennedy	20	503	25.1	1973	Clayton Lundy	15	161	10.7
1974	Aubrey Haynes	53	38.1	1974	Burnis Rose	19	519	27.3	1974	Clayton Lundy	20	268	13.4
1975	Aubrey Haynes	28	39.8	1975	Burnis Rose	24	630	26.2	1975	Clayton Lundy	27	200	7.4
1976	Aubrey Haynes	48	40.8	1976	Burnis Rose	19	532	28.0	1976	Clayton Lundy	24	99	4.1
1977	Rick Robbins	46	36.9	1977	Terry Stooksberry	17	309	18.2	1977	Blake Alexander	10	82	8.2
1978	Guy Cox	62	40.1	1978	Lawson Fletcher	12	201	16.8	1978	Emmanuel Young	28	161	5.8
1979	Guy Cox	57	37.9	1979	Bobby Straughter	11	221	20.0	1979	Emmanuel Young	16	139	8.7
1980	Guy Cox	55	39.8	1980	Dewayne Williams	15	251	15.8	1980	Emmanuel Young	20	136	6.8
1981	Mitch Rollins	39	38.4	1981	Emmanuel Young	25	598	23.9	1981	Emmanuel Young	14	101	7.2
1982	Harlow Fikes	45	39.8	1982	Germaine Young	13	274	21.1	1982	Germaine Young	13	49	4.1
1983	Harlow Fikes	66	38.8	1983	Wesley Scott	10	173	17.3	1983	Brian Patterson	13	130	10.0
1984	Harlow Fikes	75	39.9	1984	Lewis Billops	8	158	18.8	1984	David Smith	23	128	5.6
1985	Harlow Fikes	89	40.1	1985	Charles Johnson	15	333	22.2	1985	Rodney Jones	43	207	4.8
1986	Scott Demott	72	40.9	1986	Morris Turrell	18	313	17.4	1986	Morris Turrell	11	64	5.8
1987	Scott Demott	79	41.8	1987	Rodney Jones	22	482	21.9	1987	Rodney Jones	16	151	9.4
1988	Craig Bryant	34	38.9	1988	Troy Nelson	33	721	21.8	1988	Troy Nelson	17	84	4.9
1989	Lee Smith	57	38.2	1989	Troy Nelson	17	436	25.6	1989	Troy Nelson	24	254	10.6
1990	Lee Craft	48	33.8	1990	Troy Nelson	17	406	23.9	1990	DeJuan Singleton	10	101	10.1
1991	John Crittenden	49	43.2	1991	Troy Nelson	21	396	18.8	1991	Troy Nelson	16	152	9.5
1992	John Crittenden	47	42.6	1992	Tyrone Rush	19	440	23.1	1992	Harvey Summerhill	17	104	6.1
1993	Lee Morris	36	40.9	1993	Tyrone Rush	23	603	26.2	1993	Shane Smothers	15	74	4.9
1994	Lee Morris	54	39.8	1994	Kenyatta Jones	17	408	24.0	1994	Mo Malone	37	278	7.5
1995	Tony Faggioni	58	37.9	1995	Michael Edwards	17	332	19.5	1995	D'Angelo Armistad	22	192	8.7
1996	Tony Faggioni	39	39.4	1996	Harry Holloway	17	454	26.7	1996	Jason Veal	15	131	8.7
1997	Tony Faggioni	46	41.8	1997	Travis Carswell	10	196	19.6	1997	Corey Harris	11	187	17.0
1998	Tony Faggioni	49	42.5	1998	Corey Harris	18	540	30.0	1998	Corey Harris	14	86	6.1
1999	Drew Carter	45	38.9	1999	Michael Bridgeforth	21	448	21.3	1999	Zack Keys	25	164	6.6
2000	Drew Carter	45	38.0	2000	Dewey Stoodmire	15	350	23.3	2000	Tim Goliday	17	242	14.2
2001	Drew Carter	66	39.0	2001	Evan Ogelsby	13	335	25.8	2001	Tim Goliday	12	88	7.3
2002	Drew Carter	50	36.5		Tim Goliday	13	218	16.8	2002	DeMarcus Blount	8	78	9.8
2003	Travis Johnston	55	39.3	2002	Patrick Wilson	17	426	25.1	2003	Anthony Merritt	44	548	12.5
2004	Lyle Atkinson	45	36.8	2003	Lacy Hill	11	205	18.6	2004	Anthony Merritt	21	291	13.9
2005	Lyle Atkinson	56	35.6	2004	Anthony Merritt	17	461	27.1	2005	Anthony Merritt	51	546	10.7
2006	Lyle Atkinson	39	38.4	2005	Anthony Merritt	23	595	25.9	2006	Anthony Merritt	30	375	12.5
2007	Will Batson	30	39.0	2006	Anthony Merritt	17	358	21.1	2007	Ed Gant	14	27	1.9
2008	Will Batson	53	41.2	2007	David McCants	22	577	26.2	2008	Charles McClain	39	479	12.3
2009	Will Batson	57	41.6	2008	Mike McLendon	23	505	22.0	2009	Charles McClain	24	242	10.1
2010	Kolby Taylor	61	36.7	2009	Deivon Tate	11	249	22.6	2010	Charles McClain	26	275	10.6
2011	Michael Schuster	38	40.1	2010	Brent Vinson	13	221	17.0	2011	Janoris Jenkins	18	390	21.7
2012	Michael Schuster	41	41.9	2011	Janoris Jenkins	13	309	23.8	2012	Jason Smith	11	83	7.5
2013	Michael Schuster	50	37.7	2012	Lamar Smith	17	369	21.7	2013	Philbert Martial	22	293	13.3
2014	Taylor Pontius	38	37.6	2013	Philbert Martial	22	517	23.5	2014	Philbert Martial	18	176	9.8
				2014	Darvell Harris	12	328	27.3					

ANNUAL LION LEADERS

ALL-PURPOSE YARDS

Year	Player	Yards
1968	Leonard Thomas	921
1969	Leonard Thomas	990
1970	Bobby Joe Pride	1106
1971	Bobby Joe Pride	1069
1972	Brom	414
1973	Kennedy	672
1974	Marc Merritt	896
1975	Burnis Rose	1128
1976	Burnis Rose	1042
1977	Curtis Sirmones	780
1978	Curtis Sirmones	701
1979	Lawson Fletcher	1239
1980	Lawson Fletcher	1043
1981	Emmanuel Young	699
1982	Clarence Johnson	852
1983	Clarence Johnson	1168
1984	Germaine Young	575
1985	Glenn Ivy	1055
1986	Marvin Marsh	1250
1987	Rodney Jones	690
1988	Troy Nelson	1308
1989	Tyrone Rush	984
1990	Troy Nelson	998
1991	Tyrone Rush	1110
1992	Tyrone Rush	1804
1993	Tyrone Rush	2122
1994	Kenyatta Jones	1589
1995	A.J. Lamar	1024
1996	A.J. Lamar	975
1997	Greg Manson	1218
1998	Greg Manson	933
1999	Michael Bridgeforth	982
2000	Mike Metcalf	656
2001	Randy Vickers	754
2002	DeMarcus Blount	1233
2003	DeMarcus Blount	1174
2004	DeMarcus Blount	1121
2005	Anthony Merritt	2251
2006	Anthony Merritt	1513
2007	David McCants	1431
2008	Mike McLendon	1353
2009	Tim Hicks	1107
2010	Wes Holland	851
2011	Tristan Purifoy	1181
2012	Lamonte Thompson	832
2013	Lamonte Thompson	1239
2014	Lamonte Thompson	976

ALL-PURPOSE YARDAGE ANNUAL LEADERS

Year	Player	Rush	Rec.	KR	PR	Total
1968	Leonard Thomas	659	9	181	72	921
1969	Leonard Thomas	657	21	88	224	990
1970	Bobby Joe Pride	177	254	623	52	1106
1971	Bobby Joe Pride	144	417	417	101	1069
1972	Larry Brom	318	49	47	0	414
1973	Charles Kennedy	160	9	503	0	672
1974	Marc Merritt	859	37	0	0	896
1975	Burnis Rose	446	52	630	0	1128
1976	Burnis Rose	456	54	532	0	1042
1977	Curtis Simmons	759	21	0	0	780
1978	Curtis Simmons	649	52	0	0	701
1979	Lawson Fletcher	982	219	38	0	1239
1980	Lawson Fletcher	921	122	0	0	1043
1981	Emmanuel Young	0	0	598	101	699
1982	Clarence Johnson	741	111	0	0	852
1983	Clarence Johnson	974	194	0	0	1168
1984	Germaine Young	0	552	23	0	575
1985	Glenn Ivy	763	292	0	0	1055
1986	Marvin Marsh	1106	52	92	0	1250
1987	Rodney Jones	35	22	482	151	690
1988	Troy Nelson	62	441	721	84	1308
1989	Tyrone Rush	609	126	249	0	984
1990	Troy Nelson	40	447	406	105	998
1991	Tyrone Rush	982	128	0	0	1110
1992	Tyrone Rush	1364	0	440	0	1804
1993	Tyrone Rush	1466	53	603	0	2122
1994	Kenyatta Jones	1115	66	408	0	1589
1995	AJ Lamar	1024	0	0	0	1024
1996	AJ Lamar	959	16	0	0	975
1997	Greg Manson	1189	29	0	0	1218
1998	Greg Manson	917	16	0	0	933
1999	Michael Bridgeforth	287	247	448	0	982
2000	Mike Metcalf	572	68	16	0	656
2001	Randy Vickers	545	110	99	0	754
2002	DeMarcus Blount	705	226	224	78	1233
2003	DeMarcus Blount	866	278	30	0	1174
2004	DeMarcus Blount	706	164	251	0	1121
2005	Anthony Merritt	168	942	595	546	2251
2006	Anthony Merritt	192	588	358	575	1513
2007	David McCants	573	281	577	0	1431
2008	Mike McLendon	783	65	505	0	1353
2009	Tim Hicks	731	376	0	0	1107
2010	Wes Holland	716	135	0	0	851
2011	Tristan Purifoy	0	867	296	18	1181
2012	Lamonte Thompson	690	33	0	112	832
2013	Lamonte Thompson	801	112	326	0	1239
2014	Lamonte Thompson	821	155	0	0	976

ANNUAL LION LEADERS

TACKLES				
Year	Player	UT	AT	TT
1980	Frank Condon	31	68	99
1981	Sam Prater	31	67	98
1982				
1983	Clifford Mason	57	23	80
1984	Steve Rogers	45	37	82
1985	Steve Rogers	42	77	119
1986	Kirk Ethridge	32	81	113
1987	Felix Baxter	19	71	90
1988	James Davis	101	55	156
1989	James Davis	91	65	156
	Felix Baxter	66	51	117
1990	James Davis	90	57	157
1991	Kenny Loftin	68	54	122
	Harvey Summerhill	48	59	107
1992	Ronald McKinnon	91	57	148
1993	Ronald McKinnon	106	69	175
	Keith Humphrey	77	49	126
	Mark Williams	69	57	126
1994	Ronald McKinnon	110	49	159
	Keith Humphrey	87	51	138
1995	Ronald McKinnon	100	39	139
	Keith Humphrey	79	29	108
1996	Gerald Smith	57	17	74
1997	Marcus Hill	79	44	123
	Reginald Ruffin	89	33	122
1998	Orlando Patterson	43	55	98
1999	Chad Sears	84	43	127
	Robert Gordon	77	30	107
2000	Chad Sears	65	18	83
2001	Trent Dawson	32	63	95
2002	Sam Fakunle	38	27	65
2003	Donald Tharpe	44	34	78
2004	Harold Wisdom	26	46	72
2005	Courtney Wright	62	58	120
2006	Michael Johnson	40	47	87
2007	Michael Johnson	44	27	81
2008	Michael Johnson	37	47	84
2009	Michael Johnson	51	62	113
2010	Harrison Bryant	50	43	93
2011	Marcus Dowtin	58	57	115
2012	Tavarius Wilson	41	71	112
2013	Gabe Poe	77	51	128
2014	Steven Rich	45	50	95

TWO OR MORE PLAYERS WITH 100+ TACKLES IN A SEASON (since 1980)				
Year	Players	UT	AT	TT
1989	James Davis	91	65	156
	Felix Baxter	66	51	117
1991	Kenny Loftin	68	54	122
	Harvey Summerhill	48	59	107
1993	Ronald McKinnon	106	69	175
	Keith Humphrey	77	49	126
	Mark Williams	69	57	126
1994	Ronald McKinnon	110	49	149
	Keith Humphrey	87	51	138
1995	Ronald McKinnon	100	39	139
	Keith Humphrey	79	29	108
1997	Marcus Hill	79	44	123
	Reginald Ruffin	89	33	122
1999	Chad Sears	84	43	127
	Robert Gordon	30	77	107
2011	Marcus Dowtin	58	57	115
	Tommie Westbrook	43	57	100
2013	Gabe Poe	77	51	128
	Tavarius Wilson	63	60	123

SACKS				
Year	Player	No.	Yds	
1983	Charlie Glass	6		
1984	Steve Rogers	9.5		
1985	Steve Rogers	6		
1986	Eric Files	4.5		
1987	Shawn Lee	6.5	46	
1988	Phil Drummond	4	28	
1989	Ricky Thomas	7.5	74	
1990	D.J. Patrick	6	55	
1991	Jeff Redcross	2	12	
	Marcus Hunter	2	4	
1992	Marcus Hunter	5.5	35	
1993	Jeff Redcross	7	61	
1994	Reginald Ruffin	11	77	
1995	Reginald Ruffin	9.5	91	
1996	Reginald Ruffin	9.5	91	
1997	Michael Moncrief	7	42	
1998	Shawn Cash	10	53	
1999	Larry Paul	8	61	
2000	Larry Paul	4	32	
2001	Johnell Jones	6.5	55	
2002	Sam Fakunle	6.5	39	
2003	Donald Tharpe	7.5	36	
2004	Ken Triplett	4	25	
2005	Donald Tharpe	8	52	
2006	Ryan Brick	6.5	40	
2007	Tim Hunt	6.5	38	
2008	Domini Pittman	5.0	39	
2009	Domini Pittman	5.5	21	
2010	Courtney Harris	10.0	73	
2011	Marcus Dowtin	4.0	18	
2012	Richie Mata'afa	4.0	19	
2013	Tavarius Wilson	4.0	16	
2014	Taylor Carney	4.0	25	

INTERCEPTIONS			
Year	Player	No.	Yds
1969	Ronnie Williamson	6	
1970	Palmer Boyd	6	
1971	Doyce Steele	2	3
	Billy Hargrove	2	26
	Jim Witt	2	0
1972	Jim Witt	3	47
	Billy Hargrove	3	14
1973	Robbie Hudson	8	64
1974	Clayton Lundy	4	16
1975	Clayton Lundy	4	110
	Robbie Hudson	4	11
1976	Mike McCombs	3	82
	Donald Pearson	3	5
1977	Donald Pearson	4	62
1978	Manuel Walker	5	41
1979	Manuel Walker	6	38
1980	Emmanuel Young	7	131
1981	Frank Condon	4	29
1982	Rod Brooks	6	73
1983	Rod Brooks	8	85
1984	Bruce Jones	5	51
	Lewis Billups	5	10
1985	Lewis Billups	6	4
1986	Wendell Phillips	5	86
1987	Wendell Phillips	4	34
1988	James Davis	2	34
	Jeff Smith	2	5
	Phil Drummond	2	0
1989	Sedric Barnett	5	11
1990	James Davis	4	87
1991	Harvey Summerhill	5	48
1992	Tony Foster	5	34
1993	Robert Haynes	7	69
1994	Zack Phillips	5	24
1995	Zack Phillips	5	34
1996	Gerald Smith	5	20
1997	Marcus Hill	6	43
1998	Tyrone Bell	6	29
1999	Henry Pinder	4	52
2000	Chad Sears	4	27
	Jason Brown	4	33
2001	Evan Ogelsby	4	40
2002	Greg McConico	2	24
2003	Evan Ogelsby	7	40
2004	Blake Farris	3	51
2005	Blake Farris	10	192
2006	Bobby Brooks	4	104
2007	Craig Fox	3	106
	Anton Bowen	3	58
	Bobby Brooks	3	48
2008	Darron Dampier	6	150
2009	Quinton Andrews	6	50
2010	Chad Daniel	5	4
2011	DeAndre Morgan	3	-8
2012	Caleb Massey	5	142
2013	Tavarius Wilson	4	69
	Levi Fell	4	41
	Caleb Massey	4	42
2014	Philbert Martial	3	136

UNA'S TOP 10

PASSING YARDS

Season

Yds	Player	Year	Att	Comp
3823	Harrison Beck	2009	505	293
3531	Will Hall	2003	372	267
3322	Lee Chapple	2011	437	284
3313	A.J. Milwee	2008	363	239
3445	Vinnie Saylor	2005	499	301
3051	Lee Chapple	2010	411	253
2783	A.J. Milwee	2007	360	236
2635	Will Hall	2002	321	204
2291	Luke Wingo	2015	238	161
2039	A.J. Milwee	2006	267	172

Career

Yds	Player	Year	Att.	Comp
8436	A.J. Milwee	2005-08	1030	677
6373	Lee Chapple	2010-11	848	537
6166	Will Hall	2002-03	693	471
5171	Luke Wingo	2012-14	589	367
5131	Vinnie Saylor	2003-05	746	440
4692	Tyler Peterson	1997-00	613	293
4309	Don Cornelius	1964-67	637	332
3823	Harrison Beck	2009	505	293
3684	Cody Gross	1992-95	396	203
3287	Rusty Towerly	1979-83	486	253

RUSHING YARDS

Season

Yds	Player	Year	Att.	TD
1466	Tyrone Rush	1993	237	17
1364	Tyrone Rush	1992	221	6
1189	Greg Manson	1997	177	15
1115	Kenyatta Jones	1994	174	12
1106	Marvin Marsh	1986	187	10
1087	Brian Satterfield	1993	147	14
1024	A.J. Lamar	1995	146	10
1023	Robert Douthitt	1960	199	9
1021	Wendell Taylor	1955	196	8
982	Tyrone Rush	1991	199	5
982	Lawson Fletcher	1979	187	5

Career

Yds	Player	Year	Att.	TD
4421	Tyrone Rush	1989,91-93	791	36
3158	Clarence Johnson	1980-85	586	34
3116	DeMarcus Blount	2002-05	661	57
2817	Brian Satterfield	1989-90,92-93	474	32
2587	A.J. Lamar	1993-96	401	31
2431	Lawson Fletcher	1978-81	490	22
2312	Lamonte Thompson	2012-14	418	23
2271	Leonard Thomas	1968-71	463	21
2106	Greg Manson	1997-98	335	22
2096	Marc Merritt	1973-76	436	21

RECEIVING YARDS

Season

Yds	Player	Year	No.	TD
955	Michael Edwards	1994	48	8
942	Anthony Merritt	2005	81	8
930	Marcus Lewis	2002	57	2
913	Mico McSwain	2009	55	8
867	Tristan Purifoy	2011	58	8
852	Jason Messing	2005	43	9
829	Jason Smith	2013	41	7
823	T.J. Porter	2009	71	7
802	Chip Long	2005	66	5
794	Mo Miliam	2011	64	5

Career

Yds	Player	Year	No.	TD
2844	Michael Edwards	1993-96	151	20
1952	Jason Messing	2004-07	123	23
1932	Roger Ralph	1973-75	126	14
1905	Marcus Lewis	2002-04	122	8
1693	Danny Kimble	1970-73	100	10
1685	Jason Smith	2010-13	101	12
1611	Ricky Lindsey	1966-68	149	12
1530	Anthony Merritt	2003-06	132	12
1387	Joemal Campbell	2006-08	114	8
1330	James Moore	1997-00	71	12

TOTAL YARDS

Season

Yds	Player	Year	Rush	Pass
3998	Will Hall	2003	467	3531
3741	Harrison Beck	2009	-82	3823
3570	A.J. Milwee	2008	257	3313
3546	Vinnie Saylor	2005	101	3445
3273	Lee Chapple	2011	-49	3322
3038	Lee Chapple	2010	-13	3051
2613	Will Hall	2002	-22	2635
2607	Luke Wingo	2013	572	2035
2548	A.J. Milwee	2007	165	2783
2450	Luke Wingo	2014	159	2291

Career

Yds	Player	Years	Rush	Pass
9401	A.J. Milwee	2005-08	965	8436
6616	Tyler Peterson	1997-00	1309	1951
6611	Will Hall	2002-03	445	6166
6311	Lee Chapple	2010-11	-62	6373
6143	Luke Wingo	2012-14	972	5171
5495	Vinnie Saylor	2003-05	364	5131
5614	Cody Gross	1992-95	1930	3684
5226	Don Cornelius	1964-67	917	4309
4421	Tyrone Rush	1989,91-93	4421	—
3877	Rusty Towerly	1979-83	590	3287
3741	Harrison Beck	2009	-82	3823



Luke Wingo ranks fourth in career passing yards

RECEIVING SUPERLATIVES

100-YARD RECEIVING YARDS

Year	Receiver	Date	Opponent	Yards	No.	TD	
1954	none						
1955	none						
1960	none						
1966	Mike Dennis	Oct. 28	Delta State	143			
1967	Dale Hancock	Oct. 14	Henderson State	107			
1970	Danny Kimble	Oct. 24	Troy State	108			
1972	Jim trimble	Nov. 11	Tennessee-Martin	105	8		
1973	Danny Kimble	Sept. 22	Delta State	182			
1975	Roger Ralph	Sept. 20	West Alabama	108	5	0	
	Roger Ralph	Oct. 25	@ Troy State	106	6	1	
	Roger Ralph	Nov. 8	@ Nicholls State	112	8	0	
1980	Jerry Hill	Oct. 25	Troy State	129	7	1	
	Jerry Hill	Nov. 22	@ Jacksonville State	187	5	1	
1983	none						
1984	Germaine Young	Sept. 1	Miles College	108	6	2	
	Germaine Young	Nov. 3	@ West Alabama	117	6	0	
1985	none						
1986	Stevie Hobbs	Oct. 25	@ Jacksonville State	105	5	1	
1987	none						
1988	Joel Bohanon	Nov. 12	@ Valdosta State	109	6	1	
1989	Reggie Tiller	Sept. 16	Albany State	133	4	1	
	Derrick Coffey	Sept. 23	Delta State	105	7	1	
	Derrick Coffey	Oct. 28	West Alabama	118	3	0	
1990	DeJuan Singleton	Sept. 15	@ Albany State	144	7	1	
	Troy Nelson	Oct. 27	@ West Alabama	112	3	2	
	DeJuan Singleton	Oct. 27	@ West Alabama	102	6	0	
	Bennie Jennings	Nov. 3	West Georgia	116	6	0	
	Troy Nelson	Nov. 17	@ Jacksonville State	105	6	2	
1991	Troy Nelson	Nov. 16	Valdosta State	112	4	1	Playoffs
1992	none						
1993	none						
1994	Michael Edwards	Oct. 8	@ Youngstown State	120	6	1	
	Michael Edwards	Oct. 22	Central Arkansas	123	3	1	
	Michael Edwards	Nov. 5	Valdosta State	135	6	1	
	Michael Edwards	Dec. 3	North Dakota	119	5	1	
1995	Michael Edwards	Sept. 9	@ Alabama A&M	108	6	1	
	Demetrea Shelton	Sept. 23	@ Delta State	107	4	0	
1996	Michael Edwards	Sept. 28	Arkansas Tech	159	7	0	
	Michael Edwards	Oct. 19	Delta State	117	7	0	
	Michael Edwards	Nov. 16	@ West Alabama	155	10	2	
1997	James Moore	Sept. 27	@ Arkansas Tech	144	3	1	
1998	Mike Mitchell	Oct. 31	Arkansas Tech	109	2	2	
1999	James Moore	Sept. 4	Pittsburg State	132	7	1	
	Zack Keys	Nov. 7	Valdosta State	126	8	1	
	Hal Patterson	Nov. 7	Valdosta State	134	3	0	
	Zack Keys	Nov. 14	@ West Alabama	120	8	1	
2000	none						
2001	none						
2002	Marcus Lewis	Oct. 5	Southern Arkansas	150	10	1	
	Darius Hoskins	Oct. 5	Southern Arkansas	115	6	0	
	Marcus Lewis	Oct. 12	@ Ouachita Baptist	180	8	0	
	Marcus Lewis	Oct. 19	Arkansas Tech	126	8	0	
	Martin Huggins	Oct. 26	@ Central Arkansas	127	7	1	
	Marcus Lewis	Oct. 26	@ Central Arkansas	102	6	0	
	Patrick Wilson	Nov. 16	@ West Alabama	106	5	1	
2003	David Mooneyham	Sept. 20	@ Harding	146	7	2	
	Taris Birt	Oct. 25	Central Arkansas	119	3	1	
	David Mooneyham	Nov. 15	West Alabama	114	7	1	
	Brian Bester	Nov. 15	West Alabama	105	5	1	
	David Mooneyham	Nov. 22	Southern Arkansas	103	5	1	Playoffs
	Taris Birt	Nov. 29	Carson-Newman	125	3	0	Playoffs
2004	Martin Huggins	Sept. 11	Arkansas-Monticello	105	4	1	
	Jaron Fountain	Oct. 9	Southern Arkansas	158	6	1	



Michael Edwards



Marcus Lewis

RECEIVING SUPERLATIVES

100-YARD RECEIVING YARDS

Year	Receiver	Date	Opponent	Yards	No.	TD	
2005	Jaron Fountain	Sept. 3	Tusculum	102	8	1	
	Anthony Merritt	Oct. 8	@ Southern Arkansas	123	6	1	
	Chip Long	Oct. 20	@ Valdosta State	152	9	0	
	Anthony Merritt	Nov. 5	West Alabama	137	6	0	
	Jason Messing	Nov. 5	West Alabama	161	3	2	
2006	Chip Long	Nov. 26	@ Central Arkansas	100	6	3	Playoffs
	Marcus Lewis	Oct. 7	@ Ouachita Baptist	139	6	1	
	Trey Gorman	Oct. 7	@ Ouachita Baptist	108	2	1	
2007	Joemal Campbell	Sept. 8	Tusculum	136	6	1	
	Jason Messing	Nov. 3	West Georgia	132	7	2	
2008	Joemal Campbell	Sept. 4	@ Carson-Newman	139	9	0	
	Rocky Coleman	Sept. 4	@ Carson-Newman	118	9	0	
	Bobby Williams	Sept. 13	Henderson State	121	5	2	
	Bobby Williams	Sept. 25	Harding	127	6	0	
	Ed Gant	Sept. 25	Harding	129	3	1	
2009	Joemal Campbell	Nov. 29	@ Delta State	122	8	2	Playoffs
	Preston Parker	Sept. 5	Carson-Newman	123	7	1	
	Mico McSwain	Oct. 3	Arkansas Tech	210	7	1	
	Mico McSwain	Oct. 22	@ Valdosta State	133	6	2	
	Jusmon Rivers	Oct. 22	@ Valdosta State	118	5	1	
2010	Charles McClain	Oct. 31	@ Ark.-Monticello	120	10	0	
	Preston Parker	Nov. 21	Arkansas Tech	121	8	1	Playoffs
	Jarmon Fortson	Sept. 4	Henderson State	126	6	1	
	Donald Bowens	Sept. 18	Southern Arkansas	100	8	1	
	Tim Hawthorne	Nov. 6	West Alabama	139	6	1	
2011	Jarmon Fortson	Nov. 6	West Alabama	104	5	2	
	Mo Miliam	Sept. 13	Delta State	125	8	1	
	Mo Miliam	Oct. 27	@ West Alabama	128	9	0	
	Tristan Purifoy	Oct. 27	@ West Alabama	105	6	0	
	Mo Miliam	Nov. 5	West Georgia	108	8	1	
2012	Daniel Almon	Nov. 19	@ West Alabama	104	8	0	Playoffs
	Tristan Purifoy	Nov. 26	@ Delta State	103	9	0	Playoffs
	Jason Smith	Oct. 18	@ West Georgia	106	6	0	
2013	Jason Smith	Sept. 21	Delta State	113	5	2	
	Jason Smith	Nov. 2	West Alabama	154	8	0	
	Korey Jones	Nov. 2	West Alabama	104	2	0	
	Lee Mayhall	Nov. 16	@ Tarleton State	147	5	2	
	Jason Smith	Dec. 7	@ Lenoir-Rhyne	169	7	2	
2014	Delvon Carpenter	Sept. 27	Valdosta State	113	4	0	
	Delvon Carpenter	Oct. 11	@UNC Pembroke	133	2	1	
	Dre Hall	Oct. 18	@Florida Tech	117	5	1	
	Delvon Carpenter	Nov. 1	@Delta State	155	9	2	
	Dre Hall	Nov. 8	Shorter	108	6	0	
	Delvon Carpenter	Nov. 13	@West Alabama	105	4	0	
	Dre Hall	Nov. 22	Valdosta State	128	6	0	
	Jarret Smith	Nov. 22	Valdosta State	110	3	1	

MOST 100-YARD RECEIVING YARDS

CONSECUTIVE: 4 by Marcus Lewis in 2002

SEASON: 4 by Michael Edwards in 1994, 4 by Marcus Lewis in 2002, 4 by Delvon Carpenter in 2015

CAREER: 8 by Michael Edwards from 1993-96

MOST RECEIVING YARDS IN A GAME

2009	Mico McSwain	Oct. 3	Arkansas Tech	210	7	1
1980	Jerry Hill	Nov. 22	@ Jacksonville State	187		
1973	Danny Kimble	Sept. 22	Delta State	182		

RECEIVING SUPERLATIVES

100-YARD RECEIVING GAMES IN THE NCAA PLAYOFFS

1990	Troy Nelson	Nov. 17	@ Jacksonville State	105	6	2	Round of 16
2003	David Mooneyham	Nov. 22	Southern Arkansas	103	5	1	Round of 16
2003	Taris Birt	Nov. 29	Carson-Newman	125	3	0	Quarterfinals
2005	Chip Long	Nov. 26	@ Central Arkansas	100	6	3	Quarterfinals
2008	Joemal Campbell	Nov. 29	@ Delta State	122	8	2	Quarterfinals
2009	Preston Parker	Nov. 21	Arkansas Tech	121	8	1	Round of 16
2011	Daniel Almon	Nov. 19	@ West Alabama	104	8	0	First Round
2011	Tristan Purifoy	Nov. 26	@ Delta State	103	9	0	Round of 16
2013	Jason Smith	Dec. 7	@ Lenoir-Rhyne	169	7	2	Quarterfinals
2014	Dre Hall	Nov. 22	Valdosta State	128	6	0	First Round
2014	Jarret Smith	Nov. 22	Valdosta State	110	3	1	First Round

TWO RECEIVERS WITH 100 RECEIVING YARDS IN A GAME

1990	Troy Nelson	Oct. 27	@ West Alabama	112	3	2
	DeJuan Singleton	Oct. 27	@ West Alabama	102	6	0
1999	Zack Keys	Nov. 7	Valdosta State	126	8	1
	Hal Patterson	Nov. 7	Valdosta State	134	3	0
2002	Marcus Lewis	Oct. 5	Southern Arkansas	150	10	1
	Darrius Hoskins	Oct. 5	Southern Arkansas	115	6	0
2002	Martin Huggins	Oct. 26	@ Central Arkansas	127	7	1
	Marcus Lewis	Oct. 26	@ Central Arkansas	102	6	0
2003	David Mooneyham	Nov. 15	West Alabama	114	7	1
	Brian Bester	Nov. 15	West Alabama	105	5	1
2005	Anthony Merritt	Nov. 5	West Alabama	137	6	0
	Jason Messing	Nov. 5	West Alabama	161	3	2
2006	Marcus Lewis	Oct. 7	@ Ouachita Baptist	139	6	1
	Trey Gorman	Oct. 7	@ Ouachita Baptist	108	2	1
2008	Joemal Campbell	Sept. 4	@ Carson-Newman	139	9	0
	Rocky Coleman	Sept. 4	@ Carson-Newman	118	9	0
2008	Bobby Williams	Sept. 25	Harding	127	6	0
	Ed Gant	Sept. 25	Harding	129	3	1
2009	Mico McSwain	Oct. 22	@ Valdosta State	133	6	2
	Jusmon Rivers	Oct. 22	@ Valdosta State	118	5	1
2010	Tim Hawthorne	Nov. 6	West Alabama	139	6	1
	Jarmon Fortson	Nov. 6	West Alabama	104	5	2
2011	Mo Miliam	Oct. 27	West Alabama	128	9	0
	Tristan Purifoy	Oct. 27	West Alabama	105	6	0
2013	Korey Jones	Nov. 2	West Alabama	104	2	0
	Jason Smith	Nov. 2	West Alabama	154	8	0
2014	Dre Hall	Nov. 22	Valdosta State	128	6	0
	Jarret Smith	Nov. 22	Valdosta State	110	3	1

ALL-PURPOSE YARDS

ALL-PURPOSE YARDS IN A GAME

Yards	Player	Year	Rush	Rec.	KR	PR
342	Tyrone Rush vs. Delta State	1993	248	0	94	0
311	Anthony Merritt vs. Delta State	2005	24	99	97	91
262	Brian Satterfield vs. Fort Valley St.	1993	243	0	0	19

ALL-PURPOSE YARDS IN A SEASON

Yards	Player	Year	Rush	Rec.	KR	PR
2251	Anthony Merritt	2005	168	942	595	546
2122	Tyrone Rush	1993	1466	53	603	0
1804	Tyrone Rush	1992	1364	0	440	0
1589	Kenyatta Jones	1994	1115	66	408	0
1513	Anthony Merritt	2006	192	588	358	375
1431	David McCants	2007	573	281	577	0
1353	Mike McLendon	2008	783	65	505	0
1308	Troy Nelson	1988	62	441	721	84
1250	Marvin Marsh	1986	1106	52	92	0
1239	Lawson Fletcher	1979	982	219	38	0
1239	Lamonte Thompson	2013	801	112	326	0
1233	DeMarcus Blount	2002	705	226	224	78

AVERAGE ALL-PURPOSE YARDS IN A SEASON

Yards	Player	Year	Yards	Games
160.8	Anthony Merritt	2005	2251	14
151.6	Tyrone Rush	1993	2122	14
150.3	Tyrone Rush	1992	1804	12

ALL-PURPOSE YARDS IN A CAREER

Yards	Player	Year	Rush	Rec.	KR	PR
6020	Tyrone Rush	1989, 91-93	4421	307	1292	---
5268	Anthony Merritt	2003-06	360	1530	1618	1760
4610	DeMarcus Blount	2002-05	3116	901	505	78
4056	Troy Nelson	1988-91	189	1312	1959	596
3938	Leonard Thomas	1968-71	2271	423	744	500
3790	Clarence Johnson	1980, 82-83, 85	3158	550	70	12
3655	Bobby Joe Pride	1968-70	854	799	1525	477
3577	Michael Edwards	1993-96	199	2844	534	---
3180	Brian Satterfield	1989-90, 92-93	2817	227	56	80
3047	Lamonte Thompson	2012-14	2312	300	326	0



Lamonte Thompson (24) could become the first UNA Lion to lead the team in all-purpose yards four consecutive seasons

UNA'S TOP 10

PASSES ATTEMPTED

Season		
No.	Player	Year
505	Harrison Beck	2009
499	Vinnie Saylor	2005
411	Lee Chapple	2010
437	Lee Chapple	2011
372	Will Hall	2003
363	A.J. Milwee	2008
360	A.J. Milwee	2007
321	Will Hall	2002
267	A.J. Milwee	2006
250	Don Cornelius	1967
241	Luke Wingo	2013

Career

No.	Player	Years
1030	A.J. Milwee	2005-08
848	Lee Chapple	2010-11
746	Vinnie Saylor	2003-05
693	Will Hall	2002-03
637	Don Cornelius	1964-67
613	Tyler Peterson	1997-00
589	Luke Wingo	2012-14
505	Harrison Beck	2009
486	Rusty Towery	1979-83
444	Randy Elmore	1969-72

PASSES COMPLETED

Season		
No.	Player	Year
301	Vinnie Saylor	2005
293	Harrison Beck	2009
284	Lee Chapple	2011
267	Will Hall	2003
253	Lee Chapple	2010
239	A.J. Milwee	2008
236	A.J. Milwee	2007
204	Will Hall	2002
172	A.J. Milwee	2006
161	Luke Wingo	2014

Career

No.	Player	Years
677	A.J. Milwee	2005-08
537	Lee Chapple	2010-11
471	Will Hall	2002-03
440	Vinnie Saylor	2003-05
367	Luke Wingo	2012-14
332	Don Cornelius	1964-67
293	Tyler Peterson	1997-00
293	Harrison Beck	2009
253	Rusty Towery	1979-83
206	Craig Bryant	1988-90

INTERCEPTIONS THROWN

Season		
No.	Player	Year
21	Tommy Compton	1988
21	Randy Elmore	1970
19	Raymond Weaver	1972
17	Randy Elmore	1971
17	Don Cornelius	1967
16	Phil Logan	1969
16	Vinnie Saylor	2005
15	Don Cornelius	1966
12	Tyler Peterson	1999
12	Harrison Beck	2009
12	Lee Chapple	2010
12	Lee Chapple	2011

TOUCHDOWNS SCORED

Season		
TDs	Player	Years
20	DeMarcus Blount	2002
20	DeMarcus Blount	2003
19	Tyrone Rush	1993
17	Clarence Johnson	1983
17	Mike McLendon	2008
15	Greg Manson	1997
14	Brian Satterfield	1993
14	Lawson Fletcher	1980
14	A.J. Lamar	1996
14	Anthony Merritt	2005
14	DeMarcus Blount	2005

Career

TDs	Player	Years
63	DeMarcus Blount	2002-05
40	Cody Gross	1992-95
37	Clarence Johnson	1980-85
37	Tyrone Rush	1989-93
33	Don Cornelius	1964-67
32	A.J. Lamar	1993-96
32	Brian Satterfield	1989-93
26	Tyler Peterson	1997-00
26	Luke Wingo	2012-14
25	Leonard Thomas	1968-71

RUSHING TOUCHDOWNS

Season		
No.	Player	Year
19	Tyrone Rush	1993
18	DeMarcus Blount	2002
17	Mike McLendon	2008
16	DeMarcus Blount	2003
16	Clarence Johnson	1983
15	Greg Manson	1997
14	A.J. Lamar	1996
14	Brian Satterfield	1993
14	DeMarcus Blount	2005
13	Wendell Taylor	1954
13	Lawson Fletcher	1980
13	Luke Wingo	2013

Career

No.	Player	Years
57	DeMarcus Blount	2002-05
40	Cody Gross	1992-95
36	Tyrone Rush	1989-93
34	Clarence Johnson	1980-85
33	Don Cornelius	1964-67
32	Brian Satterfield	1989-93
31	A.J. Lamar	1993-96
26	Luke Wingo	2012-14
26	Tyler Peterson	1997-00
24	Chris Coffey	2010-13

TOUCHDOWN PASSES

Season		
TDs	Player	Year
31	Harrison Beck	2009
30	Will Hall	2003
28	Vinnie Saylor	2005
27	A.J. Milwee	2008
24	Lee Chapple	2011
24	A.J. Milwee	2007
21	Lee Chapple	2010
18	Luke Wingo	2013
16	A.J. Milwee	2006
14	Luke Wingo	2014
12	Craig Bryant	1990
12	Joe Elmore	1953
12	Don Cornelius	1966
12	Will Hall	2002

Career

TDs	Player	Years
73	A. J. Milwee	2005-08
45	Lee Chapple	2010-11
42	Will Hall	2002-03
41	Vinnie Saylor	2003-05
35	Luke Wingo	2012-14
33	Joe Elmore	1950-53
32	Tyler Peterson	1997-00
31	Harrison Beck	2009
25	Cody Gross	1992-95
23	Rusty Towery	1979-83
22	Don Cornelius	1964-67

TOUCHDOWNS RESPONSIBLE FOR

Season		
TDs	Player	Years
35	Will Hall	2003
35	Harrison Beck	2009
33	A.J. Milwee	2008
31	Luke Wingo	2013
29	Vinnie Saylor	2005
28	A.J. Milwee	2007
25	Lee Chapple	2010
24	Lee Chapple	2011
24	A.J. Milwee	2006
22	Cody Gross	1993

Career

TDs	Player	Years
91	A.J. Milwee	2005-08
65	Cody Gross	1992-95
64	DeMarcus Blount	2002-04
61	Luke Wingo	2012-14
58	Tyler Peterson	1997-00
55	Don Cornelius	1964-67
49	Will Hall	2002-03
47	Vinnie Saylor	2003-05
41	Luke Wingo	2012-13
38	Joe Elmore	1950-53

PASSES CAUGHT

Season		
No.	Player	Year
81	Anthony Merritt	2005
71	T.J. Porter	2009
64	Mo Miliam	2011
58	Tristan Purifoy	2011
57	Marcus Lewis	2002
56	Joemal Campbell	2007
55	Mico McSwain	2009
52	Ricky Lindsey	1966
52	Preston Parker	2009
51	Anthony Merritt	2006
51	David Mooneyham	2003

Career

No.	Player	Year
151	Michael Edwards	1993-96
149	Ricky Lindsey	1966-68
132	Anthony Merritt	2003-06
132	DeMarcus Blount	2002-05
126	Roger Ralph	1973-75
123	Jason Messing	2004-07
122	Marcus Lewis	2002-04
114	Joemal Campbell	2006-08
101	Jason Smith	2010-13
100	Danny Kimble	1970-73

TOUCHDOWN RECEPTIONS

Season		
No.	Player	Year
10	Ed Gant	2008
9	Jason Messing	2005
8	Mico McSwain	2009
8	Anthony Merritt	2005
8	Michael Edwards	1994
8	Jason Messing	2006
8	Tristan Purifoy	2011
7	Ches Dye	2003
7	David Mooneyham	2003
7	Harlon Hill	1952
7	Roger Ralph	1974
7	Melvin Brown	1981
7	T.J. Porter	2009
6	14 Tied	

Career

No.	Player	Year
23	Jason Messing	2004-07
20	Michael Edwards	1993-96
19	Harlon Hill	1950-53
14	Troy Nelson	1988-91
14	Melvin Brown	1979-82
14	Roger Ralph	1973-75
14	Ed Gant	2007-08
12	Rick Lindsey	1966-68
12	Mike Gilley	1980-83
12	James Moore	1997-00
12	Jason Smith	2010-13

RUSHING ATTEMPTS

Season		
No.	Player	Year
237	Tyrone Rush	1993
221	Tyrone Rush	1992
213	DeMarcus Blount	2005
205	Tommy Compton	1988
205	Clarence Johnson	1983
199	Tyrone Rush	1991
199	Robert Douthit	1960
196	Wendell Taylor	1955
195	Mike Wilburn	1971
193	Clarence Johnson	1985

Career

No.	Player	Year
791	Tyrone Rush	1989,91-93
661	DeMarcus Blount	2002-05
586	Clarence Johnson	1980-85
528	Don Cornelius	1964-67
512	Tyler Peterson	1997-00
490	Lawson Fletcher	1978-81
474	Brian Satterfield	1989-90, 92-93
463	Leonard Thomas	1968-71
436	Marc Merritt	1973-76
422	Carl McCulley	1967-70
418	Lamonte Thompson	2012-14

INTERCEPTIONS

Career

Rod Brooks	17	1980-83
Blake Farris	16	2002-05
Robbie Hudson	15	1972-75
Gerald Smith	14	1993-96
Wendell Phillips	14	1984-87
Palmer Byrd	14	1968-70
Manuel Walker	13	1977-79
Harvey Summerhill	12	1989-92
Evan Oglesby	12	2001-04
Zack Philips	12	1993-96
Ronnie Williamson	12	1967-70
Ronald McKinnon	11	1992-95
Lewis Billups	11	1982-85
Marcus Hill	10	1995-98
Tyrone Bell	10	1994-95, 97-98
Clayton Lundy	10	1973-76
Emmanuel Young	10	1978-81
Bruce Jones	10	1982-85

Career Interception Yards

Corey Harris	279	1997-98
Blake Farris	267	2002-05
Emmanuel Young	221	1978-81
Philbert Martial	200	2013-14
Rod Brooks	191	1980-83
Caleb Massey	184	2011-13

Season


Blake Farris	10	2005
Robbie Hudson	8	1973
Rod Brooks	8	1983
Evan Oglesby	7	2003
Robert Haynes	7	1993
Emmanuel Young	7	1980
Ronnie Williamson	6	1969
Palmer Byrd	6	1970
Manuel Walker	6	1979
Rod Brooks	6	1982
Lewis Billups	6	1985
Marcus Hill	6	1997
Tyrone Bell	6	1998
Darron Dampier	6	2008

Season Interception Yards

Corey Harris	197	1997
Blake Farris	192	2005
Caleb Massey	142	2012
Philbert Martial	136	2014
Emmanuel Young	131	1980
Clayton Lundy	110	1974
Bobby Brooks	104	2006
David Smith	102	1985

Game Interception Yards

Corey Harris	147 vs. Alabama A&M ('97)
--------------	---------------------------



Rod Brooks (11) is UNA's career interception leader



Blake Farris (27) had 10 interceptions in 2005

KICK RETURNS

KICK RETURN YARDAGE IN A SEASON

Yds		Year	KO	Punt
974	Anthony Merritt	2005	524	<u>450</u>
810	Philbert Martial	2013	517	293
805	Troy Nelson	1988	<u>721</u>	84
752	Anthony Merritt	2004	461	291
752	Anthony Merritt	2003	548	204
733	Anthony Merritt	2006	358	375
699	Emmanuel Young	1981	598	101
699	Janoris Jenkins	2011	309	390
690	Troy Nelson	1989	436	254
675	Bobby Joe Pride	1970	623	52

PUNT RETURN TOUCHDOWNS

Year	Player and Opponent	Yards
2013	Philbert Martial vs. Miles	50
<u>2011</u>	<u>Janoris Jenkins vs. West Alabama</u>	<u>92</u>
2011	Janoris Jenkins vs. S. Arkansas	89
2011	Janoris Jenkins vs. Glenville State	87
2009	Charles McClain vs. S. Arkansas	52
2008	Charles McClain vs. West Alabama	74
2005	Anthony Merritt vs. Henderson State	66
2005	Anthony Merritt vs. Delta State	88
2004	Anthony Merritt vs. Central Arkansas	73
2004	Anthony Merritt vs. Henderson State	62
2004	Anthony Merritt vs. West Alabama	56
2003	Anthony Merritt vs. West Georgia	91
2000	Tim Goliday vs. Delta State	75
1998	Corey Harris vs. Henderson State	53
1990	Troy Nelson vs. West Georgia	60
1987	Rodney Jones vs. Virginia State	54
1979	Emmanuel Young	48
1974	Clayton Lundy	80
1969	Leonard Thomas vs. Jacksonville St.	85
1952	Brub Hamilton vs. Henderson State	85

KICKOFF RETURN TOUCHDOWNS

Year	Player and Opponent	Yards
2014	Darvell Harris vs. Delta State	89
2013	Lamonte Thompson vs. Lenoir-Rhyne	90
2009	Brandenn Pickett vs. Valdosta State	40
2005	Anthony Merritt vs. Delta State	82
2004	Anthony Merritt vs. Harding	98
2002	Patrick Wilson vs. Samford	92
1998	Corey Harris vs. Henderson State	88
1994	Michael Edwards vs. North Dakota	88
1990	Troy Nelson vs. West Alabama	95
1990	Arthur Brandon vs. UT-Martin	79
1989	Troy Nelson vs. UT-Martin	99
1988	Troy Nelson vs. Mississippi College	89
1975	Burnis Rose	96
1974	Burnis Rose	98
1973	Charles Kennedy	98
<u>1970</u>	<u>Bobby Joe Pride vs. UT-Martin</u>	<u>100</u>
1968	Bobby Joe Pride vs. Jax State	67
1967	Ganum Smith vs. Troy State	70
1965	Earnest Breland vs. Middle Tenn. St.	85

UNA RETURN TOUCHDOWNS

Team Totals		
Year	KO	Punt
2014	1	0
2013	1	1
2012	0	0
2011	0	3
2010	0	0
2009	1	1
2008	0	1
2007	0	0
2006	0	0
2005	1	2
2004	1	3
2003	0	1
2002	1	0
2001	0	0
2000	0	1
1999	0	0
1998	1	1
1997	0	0
1996	0	0
1995	0	0
1994	1	0
1993	0	0
1992	0	1
1991	0	0
1990	2	1
1989	1	0
1988	1	0
1987	0	1
1986	0	0
1985	0	0
1984	0	0
1983	0	0
1982	0	0
1981	0	1*
1980	0	0
1979	0	1
1978	0	0
1977	0	0
1976	0	0
1975	1	0
1974	1	1
1973	1	0
1972	0	0
1971	0	0
1970	1	0

YEAR-BY-YEAR STATISTICS 1949-14

OFFENSE

Year	Rec	G	Total Avg	Rushing Avg	Passing Avg	Scoring Avg
1949	4-5-0	9	278.1	232.2	45.9	19.9
1950	5-4-0	9				12.9
1951	6-3-0	9				21.7
1952	8-1-0	9				30.9
1953	6-1-1	8				22.5
1954	8-2-0	10	252.5	188.0	69.5	21.3
1955	7-3-0	10	311.4	247.4	64.0	20.9
1956	6-3-0	9				22.6
1957	6-4-0	10	326.2	238.7	87.5	23.9
1958	4-5-0	9	254.0	205.3	48.7	13.8
1959	5-4-1	10	266.9	200.9	66.0	17.9
1960	7-3-0	10	268.8	220.2	48.6	16.4
1961	7-3-0	10				14.4
1962	5-4-1	10				16.7
1963	3-5-2	10				11.0
1964	2-6-1	9				6.3
1965	4-6-0	10				15.0
1966	4-4-1	9	196.3	109.0	187.3	18.2
1967	2-6-1	9	309.0	125.9	183.1	20.9
1968	5-5-0	10	329.7	181.4	148.3	24.4
1969	5-4-0	9	255.8	169.8	86.0	20.7
1970	5-5-0	10	316.2	182.5	133.7	22.3
1971	1-10-0	11	300.4	157.5	142.9	11.4
1972	2-9-0	11	219.0	125.7	93.3	10.5
1973	4-6-0	10	307.3	159.2	148.1	13.8
1974	4-6-0	10	310.9	195.0	115.9	21.0
1975	6-4-0	10	350.2	215.1	135.1	27.0
1976	4-5-1	10	308.4	192.5	155.9	22.1
1977	5-5-0	10	352.8	266.4	86.4	23.0
1978	7-2-1	10	295.2	214.5	80.7	20.9
1979	6-5-0	11	321.7	208.4	113.3	16.5
1980	10-2-0	12	354.6	237.5	117.1	29.2
1981	8-2-0	10	375.4	198.4	177.0	29.9
1982	7-3-0	10	347.3	222.9	124.4	28.4
1983	11-1-1	13	380.6	220.1	160.5	32.2
1984	7-1-3	11	297.2	143.2	154.0	24.2
1985	12-2-0	14	293.8	194.1	99.7	22.8
1986	4-7-0	11	311.9	177.5	134.4	19.9
1987	7-3-1	11	230.5	98.5	132.0	17.4
1988	2-8-0	10	309.8	161.1	148.7	17.3
1989	6-5-0	11	316.7	193.6	123.1	14.0
1990	8-3-0	11	371.7	193.3	176.8	28.8
1991	3-7-0	10	290.4	181.4	109.0	16.0
1992	7-4-0	11	333.4	298.8	34.4	18.4
1993	14-0-0	14	481.0	371.1	109.9	39.7
1994	13-1-0	14	394.6	296.0	98.6	32.7
1995	14-0-0	14	409.1	310.9	98.2	36.7
1996	6-5-0	11	351.2	228.6	122.6	27.9
1997	9-3-0	12	383.6	284.9	98.7	28.7
1998	8-2-0	10	363.5	243.9	119.6	31.3
1999	5-6-0	11	372.7	219.8	152.9	20.7
2000	3-7-0	10	382.8	251.9	130.9	27.3
2001	4-6-0	10	259.0	135.9	123.1	17.4
2002	4-7-0	11	413.2	141.9	271.3	30.7
2003	13-1-0	14	446.3	179.3	267.0	38.8
2004	5-5-0	10	390.6	183.6	207.0	31.2
2005	11-3-0	14	411.1	141.5	269.6	36.4
2006	11-1-0	12	379.2	177.2	202.0	34.9
2007	10-2-0	12	408.4	156.2	252.2	37.5
2008	12-2-0	14	422.1	152.9	269.3	41.3
2009	11-2-0	13	418.6	102.8	315.8	39.5
2010	9-4-0	13	365.8	124.8	241.0	29.1
2011	9-3-0	12	423.8	128.2	295.5	31.8
2012	5-5-0	10	354.4	208.1	146.3	26.1
2013	10-3-0	13	406.3	214.6	191.7	39.8
2014	9-2-0	11	440.2	185.6	254.5	35.9

DEFENSE

Total Avg	Rushing Avg	Passing Avg	Scoring Avg
223.8	156.3	67.5	14.8
			8.0
			13.0
			11.8
			7.4
202.5	129.4	73.1	10.2
262.0	211.6	50.4	11.2
			17.8
219.5	148.9	70.6	11.6
264.2	192.1	72.1	19.4
292.7	227.4	65.3	18.8
228.2	132.8	75.4	15.1
			10.2
			14.9
			17.1
			14.4
			20.6
326.5	189.1	137.4	21.7
287.8	157.2	130.6	21.6
314.8	158.5	156.3	17.8
254.6	103.9	150.7	13.3
388.2	268.9	119.3	27.3
361.0	253.4	107.6	28.7
318.7	195.6	123.1	19.7
340.4	237.5	111.9	22.2
339.0	223.5	115.5	22.8
295.2	172.3	122.9	20.0
313.0	201.3	111.7	21.7
329.7	189.3	140.4	19.5
276.5	144.1	132.4	11.3
247.1	126.0	121.1	12.6
303.4	120.1	183.3	12.6
246.9	103.1	143.8	14.0
264.1	107.7	156.4	13.8
232.3	88.5	143.8	14.0
242.7	79.2	163.5	12.8
207.3	107.2	100.1	8.9
317.7	143.2	174.5	20.3
265.8	138.0	127.8	15.0
346.8	195.0	151.8	28.2
264.4	128.6	135.7	14.0
273.6	141.2	132.5	15.4
325.9	210.9	115.0	25.1
298.8	144.8	154.0	13.6
330.9	109.9	221.1	18.9
215.3	93.1	122.1	11.8
218.6	56.8	161.8	11.1
296.1	125.6	170.5	18.4
307.2	134.1	173.1	18.7
223.6	76.8	146.8	17.6
310.0	165.0	145.0	24.5
435.4	180.7	254.7	32.3
346.0	178.7	167.3	26.6
391.7	148.5	243.3	31.5
295.6	122.8	172.8	14.1
344.3	164.2	180.1	21.3
289.6	97.9	191.6	17.9
325.2	122.0	203.2	13.8
346.2	119.2	227.0	19.8
325.1	133.4	191.8	17.4
309.7	137.6	172.1	17.2
285.8	116.4	169.5	14.7
375.6	164.7	210.9	20.7
386.4	194.8	191.6	23.1
357.9	173.3	184.6	19.8
346.5	172.4	174.2	18.2

UNA STATISTICAL RANKINGS IN THE GSC

OFFENSE

<i>Year</i>	<i>Rec</i>	<i>G</i>	<i>Total Avg</i>	<i>Rushing Avg</i>	<i>Passing Avg</i>	<i>Scoring Avg</i>
1972	1-10-0	11	7th	6th	6th	8th
1973	4-6-0	10	6th	8th	3rd	7th
1974	4-6-0	10	6th	6th	5th	5th
1975	6-4-0	10	2nd	3rd	4th	1st
1976	4-5-1	10	4th	4th	2nd	2nd
1977	5-5-0	10	2nd	2nd	7th	2nd
1978	7-2-1	10	4th	4th	6th	3rd
1979	6-5-0	11	3rd	2nd	4th	4th
1980	10-2-0	12	2nd	1st	4th	1st
1981	8-2-0	10	1st	3rd	4th	2nd
1982	7-3-0	10	4th	5th	2nd	2nd
1983	11-1-1	13	2nd	1st	3rd	1st
1984	7-1-3	11	6th	5th	5th	4th
1985	12-2-0	14	8th	3rd	9th	3rd
1986	4-7-0	11	8th	4th	9th	8th
1987	5-5-1	11	9th	9th	6th	7th
1988	2-8-0	10	5th	5th	5th	7th
1989	6-5-0	11	4th	5th	5th	4th
1990	8-3-0	11	1st	4th	3rd	1st
1991	3-7-0	10	6th	5th	5th	6th
1992	7-4-1	12	5th	1st	7th	6th
1993	14-0-0	14	2nd	1st	7th	2nd
1994	13-1-0	14	2nd	1st	7th	2nd
1995	14-0-0	14	2nd	1st	9th	1st
1996	6-5-0	11	5th	2nd	8th	5th
1997	9-3-0	12	1st	1st	8th	2nd
1998	8-2-0	10	1st	2nd	8th	3rd
1999	5-6-0	11	3rd	4th	7th	8th
2000	3-7-0	10	7th	3rd	9th	8th
2001	4-6-0	10	10th	11th	8th	9th
2002	4-7-0	11	3rd	6th	4th	4th
2003	13-1-0	14	3rd	6th	5th	2nd
2004	5-5-0	10	6th	7th	7th	6th
2005	11-3-0	14	4th	9th	4th	2nd
2006	11-1-0	12	2nd	2nd	5th	2nd
2007	10-2-0	12	5th	7th	3rd	2nd
2008	12-2-0	14	7th	6th	4th	1st
2009	11-2-0	13	3rd	9th	2nd	2nd
2010	9-4-0	13	6th	7th	5th	5th
2011	9-3-0	12	2nd	5th	1st	2nd
2012	5-5-0	10	5th	3rd	5th	4th
2013	10-3-0	13	4th	3rd	5th	3rd
2014	9-2-0	11	5th	6th	3rd	2nd

DEFENSE

<i>Total Avg</i>	<i>Rushing Avg</i>	<i>Passing Avg</i>	<i>Scoring Avg</i>
8th	7th	6th	8th
10th	10th	5th	9th
9th	8th	7th	9th
8th	8th	5th	8th
9th	9th	4th	9th
8th	7th	9th	8th
4th	3rd	9th	2nd
1st	2nd	4th	2nd
4th	1st	7th	3rd
1st	2nd	1st	1st
2nd	2nd	6th	1st
1st	1st	5th	1st
1st	2nd	7th	1st
1st	1st	1st	1st
4th	5th	4th	4th
2nd	3rd	1st	3rd
9th	8th	7th	9th
3rd	3rd	7th	3rd
2nd	1st	5th	3rd
6th	7th	1st	6th
1st	2nd	3rd	1st
3rd	1st	8th	1st
1st	1st	1st	2nd
1st	1st	1st	1st
2nd	2nd	4th	1st
3rd	4th	2nd	3rd
1st	1st	4th	4th
4th	5th	4th	6th
10th	7th	12th	9th
9th	8th	5th	9th
9th	6th	12th	10th
1st	2nd	1st	1st
2nd	4th	1st	1st
2nd	2nd	1st	2nd
6th	5th	8th	2nd
4th	2nd	6th	4th
3rd	6th	1st	1st
1st	5th	1st	1st
1st	4th	1st	1st
4th	4th	3rd	1st
4th	4th	2nd	3rd
2nd	4th	2nd	1st
4th	6th	2nd	2nd

LIONS IN THE NCAA DIVISION II POLLS

Lions in Final NCAA Polls

North Alabama has been ranked in the NCAA Division II Top Twenty Five final poll 19 times since 1980, including an unprecedented three straight No. 1 rankings to end the 1993, 1994 and 1995 seasons.

1980.....	No. 3
1981.....	No. 10
1983.....	No. 3
1985.....	No. 2
1990.....	No. 15
1992.....	No. 16
1993.....	No. 1
1994.....	No. 1
1995.....	No. 1
1997.....	No. 13
2003.....	No. 2
2005.....	No. 4
2006.....	No. 6
2007.....	No. 6
2008.....	No. 3
2009.....	No. 6
2010.....	No. 22
2011.....	No. 14
2013.....	No. 10

* The 1990, 1992, 1993, 1994 and 1995 polls were prior to the final regular-season games. No poll was done following the playoff selection.

Lions in NCAA Polls in the 1980s

Although this listing is incomplete for several seasons, the Lions were ranked throughout the 1980s, including ranking in the season-ending Top Ten four times during the first six years of the decade.

1980	
Sept. 30.....	No. 4
Oct. 7.....	No. 4
Oct. 14.....	No. 9
Oct. 21.....	No. 9
Oct. 28.....	No. 6
Nov. 4.....	No. 6
Nov. 11.....	No. 6
Nov. 18.....	No. 5
Nov. 25.....	No. 3
1981	
Final.....	No. 10
1982	
Oct. 30.....	No. 7
1983	
Sept. 26.....	No. 10
Oct. 3.....	No. 5
Oct. 10.....	No. 7
Oct. 17.....	No. 6
Oct. 24.....	No. 4
Oct. 31.....	No. 3
Nov. 7.....	No. 3

Nov. 14.....	No. 3
1985	
Sept. 30.....	No. 17
Oct. 7.....	No. 14
Oct. 14.....	No. 11
Oct. 21.....	No. 11
Oct. 28.....	No. 11
Nov. 4.....	No. 7
Nov. 11.....	No. 6
Nov. 18.....	No. 4
Nov. 25.....	No. 2
1986	
Sept. 22.....	No. 16
Sept. 29.....	No. 13
1987	
Sept. 29.....	No. 15
Oct. 5.....	No. 12
Oct. 12.....	No. 9
Oct. 19.....	No. 7
Oct. 26.....	No. 8
1989	
Sept. 25.....	No. 20
Oct. 9.....	No. 19

Lions in NCAA Polls in the 1990s

North Alabama was ranked 57 times during the 1990s, with 27 consecutive No. 1 rankings from Oct. 11, 1993 to Sept. 9, 1996, and 36 Top Ten rankings.

1990	
Sept. 24.....	No. 17
Oct. 1.....	No. 17
Oct. 8.....	No. 14
Oct. 22.....	No. 17
Oct. 29.....	No. 18
Nov. 4.....	No. 15
1991	
Preseason.....	No. 9
1992	
Sept. 14.....	No. 17
Sept. 21.....	No. 11
Oct. 5.....	No. 19
Oct. 12.....	No. 15
Oct. 19.....	No. 20
Nov. 2.....	No. 20
Nov. 9.....	No. 16
1993	
Preseason.....	No. 2
Sept. 13.....	No. 3
Sept. 20.....	No. 2
Sept. 27.....	No. 2

Lions No. 1 in 27 straight Polls

Oct. 4.....	No. 1
Oct. 11.....	No. 1
Oct. 18.....	No. 1
Oct. 25.....	No. 1
Nov. 1.....	No. 1
Nov. 8.....	No. 1
1994	
Preseason.....	No. 1
Sept. 12.....	No. 1
Sept. 19.....	No. 1
Sept. 26.....	No. 1
Oct. 3.....	No. 1
Oct. 10.....	No. 1
Oct. 17.....	No. 1
Oct. 24.....	No. 1
Oct. 31.....	No. 1
Nov. 7.....	No. 1
1995	
Preseason.....	No. 1
Sept. 11.....	No. 1
Sept. 18.....	No. 1
Sept. 25.....	No. 1
Oct. 2.....	No. 1
Oct. 9.....	No. 1
Oct. 16.....	No. 1
Oct. 23.....	No. 1
Oct. 30.....	No. 1
Nov. 6.....	No. 1
1996	
Preseason.....	No. 1

Sept. 9.....	No. 9
Sept. 16.....	No. 7
Sept. 23.....	No. 4
Oct. 7.....	No. 20
Oct. 28.....	No. 15
1997	
Oct. 27.....	No. 17
Nov. 3.....	No. 17
Nov. 10.....	No. 14
Nov. 17.....	No. 13
1998	
Aug. 24.....	No. 14
Sept. 21.....	No. 7
Sept. 28.....	No. 5
Oct. 5.....	No. 5

Lions in NCAA Polls in the 2000s

North Alabama got its first national ranking of the decade on Sept. 23, 2003.

2003	
Sept. 23.....	No. 22
Sept. 30.....	No. 13
Oct. 7.....	No. 11
Oct. 14.....	No. 7
Oct. 21.....	No. 4
Oct. 28.....	No. 3
Nov. 4.....	No. 2
Nov. 11.....	No. 2

Nov. 18.....	No. 2
Dec. 15.....	No. 5
2004	
Preseason.....	No. 8
Aug. 31.....	No. 7
Sept. 7.....	No. 6
Sept. 14.....	No. 6
Sept. 21.....	No. 14
Oct. 5.....	No. 24
Oct. 12.....	No. 22
Oct. 19.....	No. 23
2005	
Sept. 20.....	No. 18
Sept. 27.....	No. 14
Oct. 4.....	No. 22
Oct. 11.....	No. 17
Oct. 18.....	No. 14
Oct. 25.....	No. 18
Nov. 1.....	No. 15
Nov. 8.....	No. 13
Dec. 13.....	No. 4
2006	
Aug. 22.....	No. 3
Aug. 29.....	No. 3
Sept. 5.....	No. 3
Sept. 12.....	No. 3
Sept. 19.....	No. 3
Sept. 26.....	No. 3
Oct. 3.....	No. 3
Oct. 10.....	No. 3
Oct. 17.....	No. 3
Oct. 24.....	No. 3
Oct. 31.....	No. 3
Nov. 7.....	No. 3
Nov. 14.....	No. 3
Dec. 19.....	No. 6
2007	
Aug. 21.....	No. 4
Aug. 28.....	No. 4
Sept. 4.....	No. 4
Sept. 11.....	No. 3
Sept. 18.....	No. 3
Sept. 25.....	No. 3
Oct. 2.....	No. 3
Oct. 9.....	No. 3
Oct. 16.....	No. 2
Oct. 23.....	No. 2
Oct. 30.....	No. 11
Nov. 6.....	No. 10
Nov. 13.....	No. 10
Final.....	No. 6
2008	
Aug. 19.....	No. 4
Sept. 2.....	No. 3
Sept. 9.....	No. 3
Sept. 16.....	No. 3
Sept. 23.....	No. 3
Sept. 30.....	No. 3
Oct. 7.....	No. 2
Oct. 14.....	No. 2
Oct. 21.....	No. 8
Oct. 28.....	No. 6
Nov. 4.....	No. 5
Nov. 11.....	No. 5
Final.....	No. 3

LIONS IN THE NCAA DIVISION II POLLS

2009

Preseason	No. 6
Aug. 31	No. 4
Sept. 7	No. 3
Sept. 14	No. 3
Sept. 21	No. 3
Sept. 28	No. 3
Oct. 5	No. 3
Oct. 12	No. 2
Oct. 19	No. 1
Oct. 26	No. 1
Nov. 2	No. 1
Nov. 9	No. 5
Dec. 14	No. 6

2010

Preseason	No. 3
Aug. 30	No. 4
Sept. 6	No. 3
Sept. 13	No. 3
Sept. 20	No. 3
Sept. 27	No. 3
Oct. 4	No. 3
Oct. 11	No. 3
Oct. 18	No. 10
Oct. 25	No. 21
Nov. 1	No. 18
Nov. 8	No. 15
Nov. 15	unranked
Dec. 20	No. 22

2011

Preseason	No. 6
Sept. 5	No. 5
Sept. 12	No. 4
Sept. 19	No. 2
Sept. 26	No. 2
Oct. 3	No. 1
Oct. 10	No. 1
Oct. 17	No. 5
Oct. 24	No. 5
Oct. 31	No. 17
Nov. 7	No. 13
Nov. 14	No. 12
Final	No. 14

2013

Sept. 9	No. 22
Sept. 16	No. 24
Nov. 4	No. 24
Nov. 11	No. 20
Nov. 18	No. 16
Final	No. 10

2014

Preseason	No. 5
Sept. 8	No. 5
Sept. 15	No. 5
Sept. 22	No. 5
Sept. 29	No. 5
Oct. 6	No. 5
Oct. 13	No. 4
Oct. 20	No. 3
Oct. 27	No. 3
Nov. 3	No. 15
Nov. 10	No. 15
Nov. 17	No. 12
Final	No. 16

LIONS WERE RANKED IN 75 STRAIGHT POLLS

North Alabama was ranked in 75 consecutive NCAA Division II polls from 2005 to 2010. The streak began when the Lions moved into the Division II poll on Sept. 20, 2005 at No. 18. UNA remained in the Top 25 in every poll until finally dropping out on Nov. 15, 2010. The Lions were ranked in the Top 6 in Division II in 65 of those 75 polls.

After that one week out of the poll, UNA was ranked in 14 straight polls, or in 89 of the 90 over that seven-year period.

LIONS RANKED IN TOP SIX

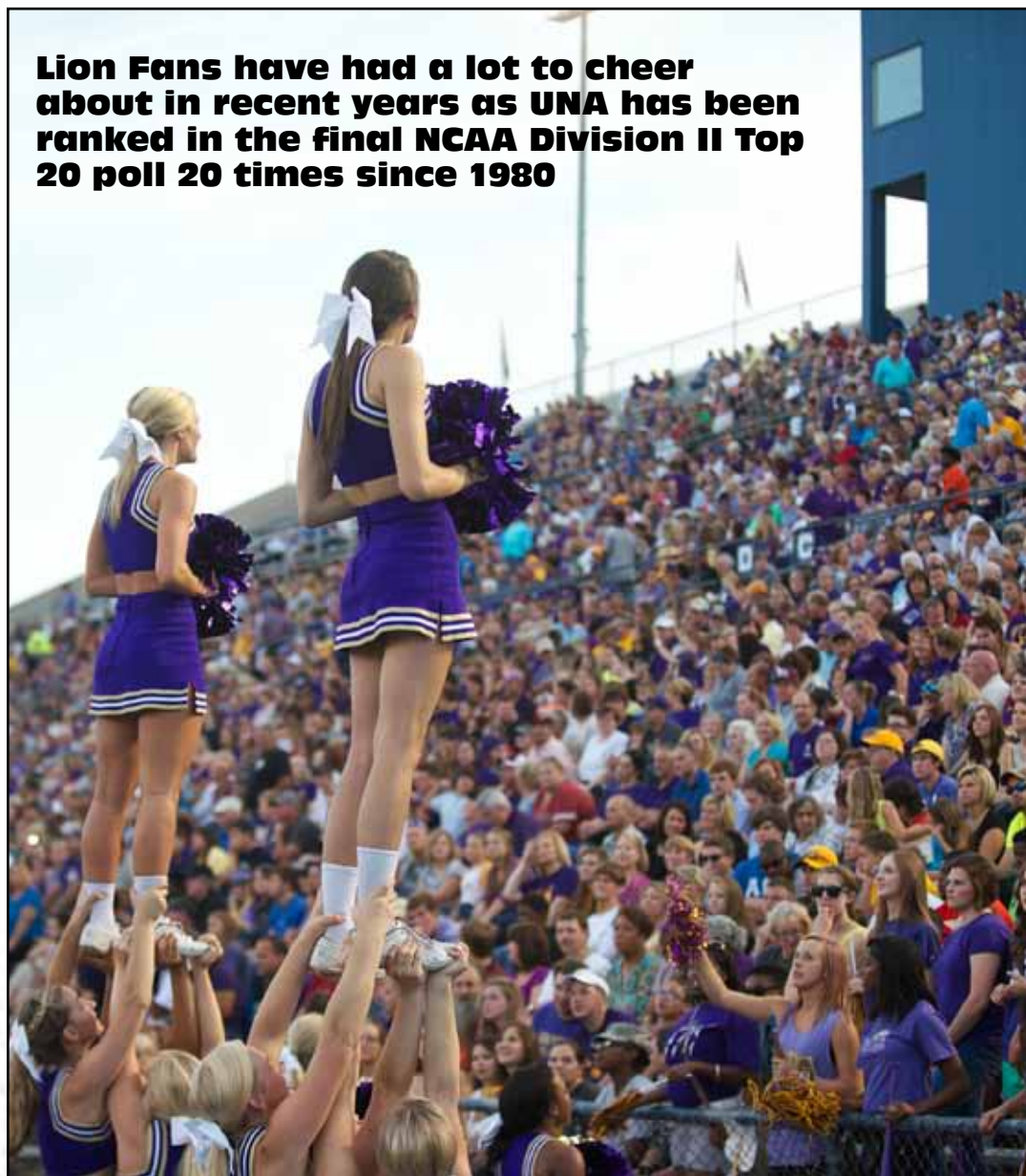
The Lions have had numerous long runs in the Division II Top 10.

35 straight weeks in Top 6 - 2007-2010

34 straight weeks in Top 9 - 1993-1996 - includes 27 straight weeks at No. 1

25 straight weeks in Top 6 - 2005-2007

Lion Fans have had a lot to cheer about in recent years as UNA has been ranked in the final NCAA Division II Top 20 poll 20 times since 1980



UNA LIONS IN THE DIVISION II PLAYOFFS

APPEARANCES: 19
TOTAL GAMES: 47, RECORD: 31-16, CHAMPIONSHIPS: 3
at Home: 23-7, on Road: 8-9

1980

Quarterfinals

at Florence, Alabama

North Alabama 17, Virginia Union 8

Semifinals

at Florence, Alabama

Eastern Illinois 56, North Alabama 31

1983

Quarterfinals

at Florence, Alabama

North Alabama 16, Virginia Union 14

Semifinals

at Florence, Alabama

Central State 27, North Alabama 24

1985

Quarterfinals

at Florence, Alabama

North Alabama 14, Fort Valley State 7

Semifinals

at Florence, Alabama

North Alabama 34, Bloomsburg 0

Championship

at McAllen, Texas

North Dakota State 35, North Alabama 7

19890

First Round

at Jacksonville, Alabama

Jacksonville State 38, North Alabama 14

1992

First Round

at Hampton, Virginia

North Alabama 33, Hampton 21

Quarterfinals

at Florence, Alabama

Jacksonville State 14, North Alabama 12

1993

First Round

at Florence, Alabama

North Alabama 38, Carson-Newman 28

Quarterfinals

at Florence, Alabama

North Alabama 45, Hampton 20

Semifinals

at Florence, Alabama

North Alabama 27,
Texas A&M-Kingsville 25

Championship

at Florence, Alabama

North Alabama 41,
Indiana-Pennsylvania 34

19894

First Round

at Florence, Alabama

North Alabama 17, Carson-Newman 13

Quarterfinals

at Florence, Alabama

North Alabama 27,
Valdosta State 24 (2 OT)

Semifinals

at Florence, Alabama

North Alabama 35, North Dakota 7

Championship

at Florence, Alabama

North Alabama 16,
Texas A&M-Kingsville 10

1995

First Round

at Florence, Alabama

North Alabama 38, Albany State 28

Quarterfinals

at Florence, Alabama

North Alabama 28, Carson-Newman 7

Semifinals

at Florence, Alabama

North Alabama 45, Ferris State 7

Championship

at Florence, Alabama

North Alabama 27, Pittsburg State 7

1997

First Round

at Jefferson City, Tennessee

Carson-Newman 21, North Alabama 7

2003

First Round

at Florence, Alabama

North Alabama 48, Southern Arkansas 24

Quarterfinals

at Florence, Alabama

North Alabama 41, Carson-Newman 9

Semifinals

at Grand Forks, North Dakota

North Dakota 29, North Alabama 22

2005

First Round

at Valdosta, Georgia

North Alabama 40, Valdosta State 13

Second Round

at Durham, North Carolina

North Alabama 24, N.C. Central 21

Quarterfinals

at Conway, Arkansas

North Alabama 41,
Central Arkansas 38 (OT)

Semifinals

at Florence, Alabama

Northwest Missouri State 26,
North Alabama 25

2006

Second Round

at Florence, Alabama

North Alabama 38, Newberry 20

Quarterfinals

at Florence, Alabama

Delta State 27, North Alabama 10

2007

Second Round

at Florence, Alabama

North Alabama 20, Delta State 17

Quarterfinals

at Valdosta, Georgia

Valdosta State 37, North Alabama 23

UNA LIONS IN THE DIVISION II PLAYOFFS

2008

Second Round

at Florence, Alabama

North Alabama 37, Valdosta State 10

Quarterfinals

at Cleveland, Miss.

North Alabama 55, Delta State 34

Semifinals

at Maryville, Mo.

NW Missouri State 41, North Alabama 7

2009

Second Round

at Florence, Alabama

North Alabama 41, Arkansas Tech 28

Quarterfinals

at Florence, Alabama

Carson-Newman 24, North Alabama 21

2010

First Round

at Valdosta, Georgia

North Alabama 43, Valdosta State 20

Second Round

at Cleveland, Mississippi

Delta State 47, North Alabama 24

2011

First Round

at Livingston, Alabama

North Alabama 43, West Alabama 27

Second Round

at Cleveland, Mississippi

Delta State 42, North Alabama 14

2013

First Round

at Florence, Alabama

North Alabama 30, Tuskegee 27

Second Round

at Pembroke, North Carolina

North Alabama 37, UNC Pembroke 13

Quarterfinals

at Hickory, North Carolina

Lenoir-Rhyne 42, North Alabama 39

2014

First Round

at Florence, Alabama

Valdosta State 33, North Alabama 31

UNA PLAYOFFS BY THE NUMBERS

19.....	Playoff Appearances
3.....	National Championships
4.....	Championship Game Appearances
9.....	Semifinal Appearances
31-16	All-time Playoff Record
.659.....	Playoff Winning Percentage
23-7	Record at Home
8-9	Record on Road
4-1	Round of 24
11-4.....	Round of 16
9-5	Quarterfinals
4-5	Semifinals
3-1	Championship Game

UNA PLAYOFFS APPEARANCES BY COACHES

Bobby Wallace

8 Appearances (15-5)

1990, 1992, 1993, 1994

1995, 1997, 2013, 2014

Mark Hudspeth

5 Appearances (9-5)

2003, 2005, 2006, 2007, 2008

Wayne Grubb

3 Appearances (4-3)

1980, 1983, 1985

Terry Bowden

3 Appearances (3-3)

2009, 2010



Bobby Wallace's 16 NCAA Division II Playoff wins (including one at West Alabama) rank him fourth in post-season wins among all coaches in Division II history.

DIVISION II CHAMPIONSHIP RESULTS

Year	Champion	Runner-up	Score	Site	Att.
1973	Louisiana Tech	Western Kentucky	34-0	Sacramento, Calif.	12,016
1974	Central Michigan	Delaware	54-14	Sacramento, Calif.	10,255
1975	Northern Michigan	Western Kentucky	16-14	Sacramento, Calif.	15,558
1976	Montana State	Akron	24-13	Wichita Falls, Tex.	13,200
1977	Lehigh	Jacksonville State	33-0	Wichita Falls, Tex.	14,114
1978	Eastern Illinois	Delaware	10-9	Longview, Tex.	5,500
1979	Delaware	Youngstown State	38-21	Albuquerque, N.M.	4,000
1980	Cal Poly-SLO	Eastern Illinois	21-13	Albuquerque, N.M.	2,056
1981	Southwest Texas State	North Dakota State	42-13	McAllen, Tex.	9,415
1982	Southwest Texas State	California-Davis	34-9	McAllen, Tex.	8,000
1983	North Dakota State	Central State (Ohio)	41-21	McAllen, Tex.	5,275
1984	Troy State	North Dakota State	18-17	McAllen, Tex.	4,500
1985	North Dakota State	North Alabama	35-7	McAllen, Tex.	6,000
1986	North Dakota State	South Dakota	27-7	Florence, Ala.	11,506
1987	Troy State	Portland State	31-17	Florence, Ala.	10,660
1988	North Dakota State	Portland State	35-21	Florence, Ala.	6,763
1989	*Mississippi College	Jacksonville State	3-0	Florence, Ala.	10,583
1990	North Dakota State	Indiana, Pa.	51-11	Florence, Ala.	10,080
1991	Pittsburg State	Jacksonville State	23-6	Florence, Ala.	11,682
1992	Jacksonville State	Pittsburg State	17-13	Florence, Ala.	11,733
1993	North Alabama	Indiana, Pa.	41-34	Florence, Ala.	15,631
1994	North Alabama	Texas A&M-Kingsville	16-10	Florence, Ala.	13,526
1995	North Alabama	Pittsburg State	27-7	Florence, Ala.	15,241
1996	Northern Colorado	Carson-Newman	23-14	Florence, Ala.	5,745
1997	Northern Colorado	New Haven	51-0	Florence, Ala.	3,352
1998	Northwest Missouri St.	Carson-Newman	24-6	Florence, Ala.	6,149
1999	Northwest Missouri St.	Carson-Newman (4 OT)	58-52	Florence, Ala.	8,451
2000	Delta State	Bloomsburg	63-34	Florence, Ala.	7,123
2001	North Dakota	Grand Valley State	17-14	Florence, Ala.	6,113
2002	Grand Valley State	Valdosta State	31-24	Florence, Ala.	9,783
2003	Grand Valley State	North Dakota	10-3	Florence, Ala.	7,236
2004	Valdosta State	Pittsburg State	36-31	Florence, Ala.	8,604
2005	Grand Valley State	Northwest Missouri St.	21-17	Florence, Ala.	6,837
2006	Grand Valley State	Northwest Missouri St.	17-14	Florence, Ala.	7,437
2007	Valdosta State	Northwest Missouri St.	25-20	Florence, Ala.	7,532
2008	Minnesota-Duluth	Northwest Missouri St.	21-14	Florence, Ala.	6,219
2009	Northwest Missouri St.	Grand Valley State	30-23	Florence, Ala.	6,211
2010	Minnesota-Duluth	Delta State	20-17	Florence, Ala.	4,027
2011	Pittsburg State	Wayne State (Mich.)	35-21	Florence, Ala.	7,276
2012	Valdosta State	Winston-Salem State	35-7	Florence, Ala.	7,527
2013	Northwest Missouri St.	Lenoir-Rhyne	43-28	Florence, Ala.	6,543
2014	CSU-Pueblo	Minnesota State-Mankato	13-0	Kansas City, Mo.	6,762

* Mississippi College's participation in the 1989 playoffs and championship was vacated by the NCAA

DIVISION II PLAYOFF SUPERLATIVES

MOST ALL-TIME APPEARANCES IN DIVISION II PLAYOFF HISTORY

19	North Alabama
19	Northwest Missouri State
18	UC-Davis
17	North Dakota State
18	Pittsburg State
16	Grand Valley State
15	Texas A&M-Kingsville
15	Indiana, Pa.
14	Carson-Newman
14	North Dakota
13	Albany State

MOST APPEARANCES IN DIVISION II PLAYOFF HISTORY BY CURRENT DII MEMBERS

19	North Alabama
19	Northwest Missouri State
18	Pittsburg State
16	Grand Valley State
15	Texas A&M-Kingsville
15	Indiana, Pa.
14	Carson-Newman
13	Albany State

MOST ALL-TIME WINS IN DIVISION II PLAYOFF HISTORY

39	Northwest Missouri State
31	North Alabama
31	Grand Valley State
30	North Dakota State
25	Pittsburg State
20	Valdosta State
19	Carson-Newman
18	North Dakota
18	Indiana, Pa.

MOST WINS IN DIVISION II PLAYOFF HISTORY BY CURRENT DII MEMBERS

39	Northwest Missouri State
31	North Alabama
31	Grand Valley State
25	Pittsburg State
20	Valdosta State
19	Carson-Newman
18	Indiana, Pa.
17	Texas A&M-Kingsville

BEST ALL-TIME WINNING PERCENTAGE IN DIVISION II PLAYOFF HISTORY

(minimum 10 games played)

.722	NW Missouri State	39-15
.721	Grand Valley State	31-12
.714	North Dakota State	30-12
.700	Delta State	14-6
.678	Valdosta State	20-9
.667	Minnesota-Duluth	13-6
.659	North Alabama	31-16

MOST CONSECUTIVE PLAYOFF APPEARANCES IN DIVISION II HISTORY

10	Grand Valley State	2001-10
10	Northwest Missouri State	2004-present
9	Pittsburg State	1989-97
8	Albany State	2004-11
7	Texas A&M-Kingsville	1992-98
7	North Alabama	2005-11
7	Carson-Newman	1993-99
7	UC Davis	1996-02
6	North Dakota State	1981-86
6	Valdosta State	2000-05
6	Abilene Christian	2006-11

GSC IN THE DIVISION II PLAYOFFS

	App.	Rec.	Pct.
North Alabama	19	31-16	.659
Valdosta State	13	20-9	.678
Delta State	8	14-6	.700
West Georgia	5	1-4	.000
West Alabama	4	3-4	.428
<u>Former Members</u>			
Jacksonville State	10	15-9	.625
Mississippi College	5	8-4	.667
Troy State	3	7-1	.875
Arkansas Tech	3	2-3	.400
Central Arkansas	2	2-2	.500
Southern Arkansas	2	0-2	.000
Tennessee-Martin	1	1-1	.500

RANKING AMONG ALL DII CONFERENCES

1st	Most National Championships: 10
1st	Most Different Schools Winning National Championships: 5
1st	Most Playoff Appearances: 75
1st	Most Different Schools in Playoffs: 12
1st	Most Playoff Games Played: 165 (104-61)
1st	Most Playoff Wins: 104 (104-61)

GSC FOOTBALL NATIONAL CHAMPIONS

1984 Troy State • 1987 Troy State • 1989 Mississippi College*
 1992 Jacksonville State • 1993 North Alabama
 1994 North Alabama • 1995 North Alabama
 2000 Delta State • 2004 Valdosta State
 2007 Valdosta State • 2012 Valdosta State
 * participation later vacated by NCAA

GSC HAS DOMINATED SUPER REGION 2

GULF SOUTH CONFERENCE HAS WON 11 OF LAST 13 REGION TITLES

A Gulf South Conference school was on the NCAA Division II Super Regional 2, formerly the Southeast Region, crown 11 times in the last 13 seasons.

Since Division II went to regionalization in 1990, a GSC school has advanced to the semifinals 17 times in 24 seasons.

UNA has won nine regional titles all-time (1980, 1983, 1985, 1993, 1994, 1995, 2003, 2005, 2008).

Southeast /Super 2 Region Final Since Regionalization in 1990

1990	Mississippi College def. Jacksonville State	14-7
1991	Jacksonville State def. Miss. College	35-7
1992	Jacksonville State def. North Alabama	14-12
1993	North Alabama def. Hampton	45-20
1994	North Alabama def. Valdosta State	27-24 (OT)
1995	North Alabama def. Carson-Newman	28-7
1996	Carson-Newman def. Valdosta State	24-19
1997	Carson-Newman def. Albany State	23-22
1998	Carson-Newman def. Fort Valley State	38-31 (OT)
1999	Carson-Newman def. Catawba	28-25
2000	Delta State def. Catawba	20-14
2001	Catawba def. Valdosta State	37-34 (OT)
2002	Valdosta State def. Carson-Newman	31-28
2003	North Alabama def. Carson-Newman	41-9
2004	Valdosta State def. Albany State	38-24
2005	North Alabama def. Central Arkansas	41-38 (OT)
2006	Delta State def. North Alabama	27-10
2007	Valdosta State def. North Alabama	37-23
2008	North Alabama def. Delta State	55-34
2009	Carson-Newman def. North Alabama	24-21
2010	Delta State def. Albany State	28-7
2011	Delta State def. North Greenville	28-23
2012	Valdosta State def. Carson-Newman	48-26
2013	Lenoir-Rhyne def. North Alabama	42-39
2014	West Georgia def. Valdosta State	31-17



UNA LIONS POST-SEASON RECORDS

TEAM OFFENSE

Rushing Attempts:

74 vs. Hampton, 1993 Quarterfinals

Most Yards Rushing:

472 vs. Hampton, 1993 Quarterfinals

Least Yards Rushing:

12 vs. Valdosta State, 2014 Round of 24

Most Pass Attempts:

45 vs. Valdosta State, 2007 Quarterfinal

Most Pass Completions:

31 vs. North Dakota, 2003 Semifinals; 31

vs. Valdosta State, 2007 Quarterfinal

Pass Interceptions:

3 vs. Central State of Ohio, 1983

Semifinals; vs. Fort Valley State, 1985

Quarterfinals; vs. North Dakota State, 1985

Palm Bowl; vs. N.C. Central, 2005

Most Yards Passing:

511 vs. vs. Valdosta State, 2014 Round of 24

Least Yards Passing:

12 vs. Valdosta State, 1994 Quarterfinals

Most Total Plays:

87 vs. Hampton, 1993 Quarterfinals

Most Total Yards:

570 vs. Hampton, 1993 Quarterfinals

Least Total Yards:

64 vs. Fort Valley State, 1985 Quarterfinals

Most First Downs:

30 vs. Hampton, 1993 Quarterfinals

Least First Downs:

4 vs. Fort Valley State, 1985 Quarterfinals

Most Points Scored:

55 vs. Delta State, 2008 Quarterfinals

Least Points Scored:

7 vs. Carson-Newman, 1997 First Round

TEAM DEFENSE

Least Yards Allowed Rushing:

41 vs. Hampton, 1992 First Round; 1 vs.

Albany State, 1995 First Round

Most Yards Allowed Rushing:

395 vs. Valdosta State, 2014 Round of 24

Least Yards Allowed Passing:

18 vs. Jacksonville State, 1992

Quarterfinals;

Most Yards Allowed Passing:

489 vs. Delta State, 2008 Quarterfinals

Least Total Yards Allowed:

182 vs. North Dakota, 1994 Semifinals;

176 vs. Pittsburg State, 1995

Championship Game

Most Total Yards Allowed:

629 vs. Valdosta State, 2014 Round of 24

Least Points Allowed:

0 vs. Bloomsburg, 1985 Semifinals

Most Points Allowed:

56 vs. Eastern Illinois, 1980 Semifinals

Least First Downs Allowed:

8 vs. North Dakota, 1994 Semifinals

Most First Downs Allowed:

30 vs. Valdosta State, 2014 Round of 24

INDIVIDUAL-GAME

Rushes:

33, DeMarcus Blount vs. Valdosta State,

2005 First Round (128 yds)

Yards Rushing:

216, Brian Satterfield vs. Texas

A&M-Kingsville, 1993 Semifinals

Pass Attempts:

45, A.J. Milwee vs. Valdosta State, 2007

Quarterfinal (31 comp.)

Pass Completions:

31, A.J. Milwee vs. Valdosta State, 2007

Quarterfinal (45 att.)

Pass Interceptions:

3, Dallas Metcalf vs. Fort Valley State,

1985 Quarterfinals; 3 by Vinnie Saylor vs.

N.C. Central, 2005

Yards Passing:

511, Luke Wingo vs. Valdosta State, 2014

Round of 24

Total Offense:

519, Luke Wingo vs. Valdosta State, 2014

Round of 24 (511 passing, 8 rushing)

Pass Receptions:

9, Tristan Purifoy vs. Delta State (103

yards) 2011 Round of 24

Yards Receiving:

169, Jason Smith vs. Lenoir-Rhyne, 2013

Quarterfinals (7 catches)

Touchdown Passes:

3, Luke Wingo vs. Valdosta State, 2014

Round of 24; 3, Will Hall vs. Carson-

Newman, 2003 Quarterfinals; 3 by A.J.

Milwee vs. Central Arkansas, 2005

Quarterfinals

Touchdowns Rushing:

3, Chris Coffey vs. Valdosta State, 2010

First Round; Cody Gross vs. Hampton,

1992 First Round; 3, A.J. Milwee vs.

Newberry, 2006 Second Round

Touchdown Receptions:

3, Chip Long vs. Central Arkansas, 2005

Quarterfinals

Punts:

9, Harlow Fikes vs. Fort Valley State, 1985

Punting Average:

46.2, Will Batson vs. Arkansas Tech, 2009

Second Round, 4 punts for 185 yards

Longest Run:

90, Kenyatta Jones vs. Texas A&M-

Kingsville, 1994 Championship (TD)

Longest Pass Completion:

88, Luke Wingo to Jarret Smith vs.

Valdosta State, 2014 Round of 24 (TD)

Longest Punt:

73 Guy Cox vs. Virginia Union, 1980

Quarterfinals

Longest Kickoff Return:

90, Lamonte Thompson vs. Lenoir-Rhyne,

2013 Quarterfinals

Longest Punt Return:

92, Janoris Jenkins vs. West Alabama,

2011 Round of 24

Longest Field Goal:

47, Nelson McMurrain vs. Eastern Illinois,

1980 Semifinals; James Knowles vs.

Virginia Union, 1983 Quarterfinals

Longest Pass Interception Return:

77, Michael Johnson vs. Delta State, 2008

Quarterfinals

Total Points Scored:

18, Chris Coffey vs. Valdosta State, 2010

First Round; Cody Gross vs. Hampton,

1992 First Round; Chip Long vs. Central

Arkansas, 2005 Quarterfinals; A.J. Milwee

vs. Newberry, 2006 Second Round

PAT's:

7, Tom Schneider vs. Delta State, 2008

Quarterfinals (7-of-7)

Field Goals:

3, James Knowles vs. Virginia Union, 1983

Quarterfinals

INDIVIDUAL TOURNAMENT

Yards Rushing:

586, Brian Satterfield in 1993 (4 games)

Pass Attempts:

105, Vinnie Saylor in 2005 (4 games)

Pass Completions:

77, Will Hall in 2003 (3 games)

Pass Interceptions:

6, Dallas Metcalf in 1985 (3 games), Vinnie

Saylor in 2005 (4 games)

Yards Passing:

945, Will Hall in 2003 (3 games)

Total Offense:

981, Will Hall in 2003 (3 games)

Pass Receptions:

22, Anthony Merritt in 2005 (4 games)

Yards Receiving:

285, Anthony Merritt in 2005 (4 games) 22

catches

TD Passes:

7, Will Hall in 2003 (3 games)

TD Rushes:

5, Cody Gross and Brian Satterfield in

1993 (4 games); 5, Jermaine Roberts in

1995 (4 games)

TD Receptions:

3, Chip Long in 2005 (3 games)

Punts:

22, Lee Morris in 1994 (4 games)

Total Points:

36, Jermaine Roberts in 1995 (4 games)

Total Points Scored by Kicking:

30, Yuta Fukuda in 2005 (4 games), 5 FG,

15 PAT

PAT's:

19, Jamie Stoddard in 1993 (4 games)

Field Goals Made:

6, Jamie Stoddard in 1994 (4 games)

UNA POST-SEASON SUPERLATIVES

Most Passing Yards

511	Luke Wingo vs. Valdosta State	2014	Round of 24
341	Harrison Beck vs. Arkansas Tech	2009	Round of 16
337	Will Hall vs. North Dakota	2003	Semifinal
320	Lee Chapple vs. West Alabama	2011	Round of 24
318	A.J. Milwee vs. Valdosta State	2008	Quarterfinal

Most Rushing Yards

216	Brian Satterfield vs. Texas A&M-Kingsville	1993	Semifinal
198	A.J. Lamar vs. Albany State	1995	Round of 16
180	Brian Satterfield vs. Indiana, Pa.	1993	Championship
145	Jermaine Roberts vs. Ferris State	1995	Semifinal
136	A.J. Milwee vs. Newberry	2006	Round of 16
141	Tyrone Rush vs. Hampton	1992	Round of 16
137	DeMarcus Blount vs. N.C. Central	2005	Round of 16
132	Kenyatta Jones vs. Carson-Newman	1994	Round of 16
130	Lawson Fletcher vs. Virginia Union	1980	Quarterfinal
128	DeMarcus Blount vs. Valdosta State	2005	First Round
128	Brian Satterfield vs. Hampton	1992	First Round
124	Jermaine Roberts vs. Carson-Newman	1995	Quarterfinal
122	Cody Gross vs. Hampton	1993	Quarterfinal
116	Brian Satterfield vs. Hampton	1993	Quarterfinal
111	Clarence Johnson vs. Virginia Union	1980	Quarterfinal
111	Charles Johnson vs. North Dakota State	1985	Championship
107	Anthony Merritt vs. Newberry	2006	Round of 16
107	Jermaine Roberts vs. Pittsburg State	1995	Championship
103	Kenyatta Jones vs. Texas A&M-Kingsville	1994	Championship
101	Tyrone Rush vs. Hampton	1993	Quarterfinal

Most Receiving Yards

169	Jason Smith vs. Lenoir-Rhyne	2013	Quarterfinal
128	Dre Hall vs. Valdosta State	2014	Round of 24
125	Taris Birt vs. Carson-Newman	2003	Quarterfinal
122	Joemal Campbell at Delta State	2008	Quarterfinal
121	Preston Parker vs. Arkansas Tech	2009	Round of 16
110	Jarret Smith vs. Valdosta State	2014	Round of 24
105	Troy Nelson at Jacksonville State	1990	Round of 16
104	Daniel Almon at West Alabama	2011	Round of 24
103	Tristan Purifoy at Delta State	2011	Round of 16
103	David Mooneyham vs. Southern Arkansas	2003	Round of 16
100	Chip Long at Central Arkansas	2005	Quarterfinal


Most Pass Receptions

9	Tristan Purifoy vs. Delta State	2011	Round of 16
8	Daniel Almon vs. West Alabama	2011	Round of 24
8	Preston Parker vs. Arkansas Tech	2009	Round of 16
8	Bobby Williams vs. Valdosta State	2008	Second Round
8	Joemal Campbell at Delta State	2008	Quarterfinal

Three 100-Yard Rushers in a Game

Three UNA Lions rushed for more than 100 yards in the same game in the 1993 NCAA Quarterfinal vs. Hampton. Cody Gross had 122, Brian Satterfield 116 and Tyrone Rush 101.

ALL-TIME LION SCORES



1949 (4-5-0) Hal Self

9-29	at Jacksonville State	7-12
10-8	SAMFORD	28-7
10-15	St. Bernard JUCO	28-0
10-22	WEST ALABAMA	13-14
10-29	at Troy State	6-19
11-5	MIDDLE TENNESSEE STATE	16-54
11-12	at Bethel College	32-0
11-19	TENNESSEE-MARTIN (JUCO)	53-0
11-26	AUSTIN PEAY	6-27
TOTALS		189-133

1950 (5-4-0) Hal Self

9-23	COLLEGE OF THE OZARKS	2-0
9-30	at Austin Peay	0-6
10-7	Samford (N)	7-0
10-14	ST. BERNARD (JUCO)	48-0
10-21	at West Alabama	0-19
10-24	TROY STATE	0-19
10-31	at Middle Tennessee State	14-26
11-1	BETHEL	39-2
11-7	JACKSONVILLE STATE	6-0
TOTALS		116-72

1951 (6-3-0) Hal Self

9-22	UNION	44-0
9-29	AUSTIN PEAY	27-7
10-6	SAMFORD	30-6
10-13	at Arkansas State	13-35
10-20	WEST ALABAMA	12-9
10-27	at Troy State	31-6
11-3	MIDDLE TENNESSEE STATE	0-21
11-10	CENTRAL ARKANSAS	32-20
11-17	at Jacksonville State	6-13
TOTALS		195-117

1952 (8-1-0) Hal Self

9-20	at Union Univ.	51-7
9-27	at Austin Peay	9-0
10-4	HENDERSON STATE	47-21
10-11	ARKANSAS STATE	7-28
10-18	at West Alabama	32-6
10-25	TROY STATE	29-6
11-1	MIDDLE TENNESSEE STATE	34-18
11-8	CENTRAL ARKANSAS	28-6
11-15	JACKSONVILLE STATE	41-14
TOTALS		278-106

1953 (6-1-1) Hal Self

9-26	at Tennessee Tech	7-14
10-3	AUSTIN PEAY	14-13

10-10	at Arkansas State	13-13
10-17	WEST ALABAMA	40-6
10-24	SAMFORD	40-7
10-31	MIDDLE TENNESSEE STATE	14-7
11-7	at Troy State	26-6
11-14	at Jacksonville State	26-0
TOTALS		180-66

1954 (8-2-0) Hal Self

TENNESSEE TECH	20-7
at Pensacola Navy	0-21
at Austin Peay	13-7
ARKANSAS STATE	26-7
at Livingston	32-0
MURRAY STATE	20-13
at Middle Tennessee State	26-27
TROY STATE	28-6
JACKSONVILLE STATE	21-0
at East Tennessee	27-14
TOTALS	213-102

1955 (7-3-0) Hal Self

9-17	at Tennessee Tech	7-26
9-24	HENDERSON STATE	33-7
10-1	AUSTIN PEAY	13-7
10-8	at Arkansas State	12-7
10-15	WEST ALABAMA	52-0
10-22	at Murray State	7-14
10-29	at Middle Tennessee State	21-25
11-5	at Troy State	30-7
11-12	at Jacksonville State	21-7
11-19	EAST TENNESSEE	13-12
TOTALS		209-112

1956 (6-3-0) Hal Self

9-15	TENNESSEE TECH	6-20
9-22	MURRAY STATE	19-18
9-29	at Austin Peay	6-19
10-6	ARKANSAS STATE	13-39
10-13	at West Alabama	21-18
10-20	at East Tennessee	21-7
11-3	TROY STATE	27-6
11-10	JACKSONVILLE STATE	27-14
11-17	SOUTHEAST MISSOURI ST.	63-13
TOTALS		203-154

1957 (6-4-0) Hal Self

9-14	MIDDLE TENNESSEE STATE	0-26
9-21	at Tennessee Tech	20-0
9-28	at Murray State	0-7
10-5	at Arkansas State	13-15
10-19	SOUTHEASTERN LOUISIANA	19-21
10-26	EAST TENNESSEE STATE	19-13
11-2	at Troy State	41-14
11-9	MORNINGSIDE	40-0
11-16	AUSTIN PEAY	40-13
11-23	WEST ALABAMA	47-7
TOTALS		239-116

1958 (4-5-0) Hal Self

9-27	MURRAY STATE	6-20
10-4	ARKANSAS STATE	19-0
10-11	WEST ALABAMA	32-14
10-18	at Southeastern Louisiana	7-40
10-25	TROY STATE	20-14
11-1	at Middle Tennessee State	6-36
11-8	MCNEESE STATE	0-20
11-15	TENNESSEE TECH	14-20
11-22	at Austin Peay	20-13
TOTALS		124-177

1959 (5-4-1) Hal Self

9-19	at Tennessee Tech	14-14
9-26	at Murray State	13-6
10-3	at Arkansas State	16-14
10-10	WEST ALABAMA	19-0
10-17	SOUTHEASTERN LOUISIANA	21-28
10-24	at Troy State	34-14
10-31	MIDDLE TENNESSEE STATE	26-34
11-7	at McNeese State	7-28
11-14	AUSTIN PEAY	22-8
11-21	at Vanderbilt	7-42
TOTALS		179-188

1960 (7-3-0) Hal Self

9-17	at Delta State	0-12
9-24	MURRAY STATE	20-15
10-1	ARKANSAS STATE	0-19
10-8	WEST ALABAMA	23-6
10-15	at Southeastern Louisiana	6-32
10-22	TROY STATE	38-0
10-29	at Middle Tennessee State	7-6
11-5	at Jacksonville St.	14-7
11-12	at Austin Peay	35-34
11-19	TENNESSEE-MARTIN	21-20
TOTALS		164-151

1961 (7-3-0) Hal Self

9-16	DELTA STATE	9-6
9-23	at Murray State	9-6
9-30	at Arkansas State	6-14
10-7	WEST ALABAMA	49-0
10-14	SOUTHEASTERN LOUISIANA	6-33
10-21	at Troy State	14-8
10-28	MIDDLE TENNESSEE STATE	3-13
11-4	JACKSONVILLE STATE	17-0
11-11	AUSTIN PEAY	14-8
11-18	at Tennessee-Martin	17-14
TOTALS		144-102

1962 (5-4-1) Hal Self

9-15	at Jacksonville State	7-7
9-22	NORTHWEST LOUISIANA	21-14
9-29	ARKANSAS STATE	14-23
10-6	at West Alabama	27-7
10-13	at Southeastern Louisiana	7-25
10-20	TROY STATE	27-6
10-27	at Middle Tennessee	2-33
11-3	at Delta State	14-26
11-10	at Austin Peay	17-0
11-17	TENNESSEE-MARTIN	31-8
TOTALS		67-149

1963 (3-5-2) Hal Self

9-14	JACKSONVILLE STATE	0-0
9-21	MIDDLE TENNESSEE STATE	13-41
9-28	at Arkansas State	12-14
10-5	WEST ALABAMA	35-7
10-12	MISSISSIPPI COLLEGE	0-0
10-19	at Troy State	8-7
10-26	at Northwest Louisiana	14-33
11-2	DELTA STATE	20-17
11-9	at Tennessee-Chattanooga	6-25
11-16	at Tennessee-Martin	2-27
TOTALS		110-171

1964 (2-6-1) Hal Self

9-19	at Middle Tennessee State	3-21
9-26	ARKANSAS STATE	3-10
10-3	at West Alabama	6-6
10-10	at Mississippi College	0-3
10-24	TROY STATE	7-21

ALL-TIME LION SCORES

10-31	at Delta State	14-34
11-7	LOUISIANA COLLEGE	16-7
11-14	TENNESSEE-MARTIN	8-0
11-21	at Jacksonville State	0-28
	TOTALS	57-130

1965 (4-6-0) Hal Self

9-18	MIDDLE TENNESSEE STATE	14-44
9-25	at Arkansas State	12-33
10-2	WEST ALABAMA	42-28
10-9	MISSISSIPPI COLLEGE	7-21
10-16	at Henderson State	16-15
10-23	at Troy State	35-16
10-30	DELTA STATE	7-16
11-6	at Louisiana College	0-13
11-13	at Tennessee-Martin	17-14
11-20	JACKSONVILLE STATE	0-6
	TOTALS	150-206

1966 (4-4-1) Hal Self

9-17	at Jacksonville State	0-20
9-24	ARKANSAS STATE	7-27
10-1	at West Alabama	10-0
10-8	at Mississippi College	14-7
10-15	HENDERSON STATE	28-20
10-22	TROY STATE	35-34
10-29	at Delta State	21-32
11-12	TENNESSEE-MARTIN	18-24
11-19	SAMFORD	31-31
	TOTALS	164-195

1967 (2-6-1) Hal Self

9-16	JACKSONVILLE STATE	14-23
9-23	GORDN MILITARY	52-14
9-30	WEST ALABAMA	28-7
10-7	MISSISSIPPI COLLEGE	22-28
10-14	at Henderson State	21-27
10-21	at Troy State	19-31
10-28	DELTA STATE	18-28
11-11	at Tennessee-Martin	0-22
11-18	SAMFORD	14-14
	TOTALS	188-194

1968 (5-5-0) Hal Self

9-21	CENTRAL ARKANSAS	12-14
9-28	at Delta State	16-24
10-5	at West Alabama	23-27
10-12	at Mississippi College	35-14
10-19	HENDERSON STATE	10-21
10-26	TROY STATE	0-41
11-2	SAMFORD	36-10
11-9	LOUISIANA COLLEGE	37-0
11-16	TENNESSEE-MARTIN	37-17
11-23	at Jacksonville State	38-10
	TOTALS	244-178

1969 (5-4-0) Hal Self

9-13	NORTHWEST LOUISIANA	27-3
9-20	at Central Arkansas	28-0
9-27	DELTA STATE	10-16
10-4	WEST ALABAMA	17-13
10-18	at Henderson State	7-8
10-25	at Troy State	10-31
11-1	at Samford	15-24
11-15	at Tennessee-Martin	51-7
11-22	JACKSONVILLE STATE	23-18
	TOTALS	188-120



Head Coach
Durell Mock
1970-72
Record 8-24-0

1970 (5-5-0) Durell Mock


9-12	at Northwest Louisiana	21-42
9-19	CENTRAL ARKANSAS	28-17
9-26	at Delta State	13-26
10-3	at West Alabama	21-14
10-10	at Arkansas Tech	28-26
10-17	HENDERSON STATE	30-20
10-24	TROY STATE	23-28
10-31	SAMFORD	24-10
11-14	TENNESSEE-MARTIN	7-35
11-21	at Jacksonville State	28-55
	TOTALS	223-273

1971 (1-10-0) Durell Mock

9-11	MIDDLE TENNESSEE STATE	24-14
9-18	at Central Arkansas	13-14
9-25	DELTA STATE	10-17
10-2	at Samford	7-28
10-9	ARKANSAS TECH	30-31
10-16	at Henderson State	7-21
10-23	at Troy State	14-21
10-30	WEST ALABAMA	0-31
11-6	at Appalachian State	6-59
11-13	at Tennessee-Martin	7-20
11-20	JACKSONVILLE STATE (N)	7-60
	TOTALS	125-316

1972 (2-9-0) Durell Mock

9-9	at Middle Tennessee State	10-31
9-16	SAMFORD	10-24
9-23	at Delta State	17-7
9-30	at West Alabama	6-17
10-7	at Mississippi College	6-14
10-14	NORTHWEST LOUISIANA	7-14
10-21	TROY STATE	0-33
10-23	HENDERSON STATE	21-0
11-4	at Appalachian State	3-17
11-11	TENNESSEE-MARTIN	16-21
11-18	at Jacksonville State	20-39
	TOTALS	116-217



Head Coach
Mickey Andrews
1973-76
Record 18-21-1

1973 (4-6-0) Mickey Andrews

9-8	at Southeastern Louisiana	0-26
9-22	DELTA STATE	21-18
9-29	WEST ALABAMA	13-12
10-6	MISSISSIPPI COLLEGE	7-26
10-13	at Northwest Louisiana	14-27
10-20	at Troy State	7-36
10-27	at Nicholls State	27-11
11-3	APPALACHIAN STATE	21-7
11-10	at Tennessee-Martin	16-17
11-17	JACKSONVILLE STATE	12-42
	TOTALS	138-222

1974 (4-6-0) Mickey Andrews

9-14	SOUTHEASTERN LOUISIANA	17-21
9-21	at West Alabama	16-28
10-5	at Delta State	10-26
10-12	at Western Carolina	7-32
10-19	at Austin Peay	14-20
10-26	TROY STATE	29-36
11-2	at Mississippi College	30-23
11-9	NICHOLLS STATE	17-8
11-16	TENNESSEE-MARTIN	42-10
11-23	at Jacksonville State	28-24
	TOTALS	210-228

1975 (6-4-0) Mickey Andrews

9-13	at Southeastern Louisiana	15-28
9-20	WEST ALABAMA	7-14
10-4	DELTA STATE	9-21
10-11	at Alabama A&M	48-29
10-18	AUSTIN PEAY	23-6
10-25	at Troy State	49-26
11-1	MISSISSIPPI COLLEGE	41-14
11-8	at Nicholls State	27-28
11-15	at Tennessee-Martin	30-20
11-22	JACKSONVILLE STATE	21-14
	TOTALS	270-200

1976 (4-5-1) Mickey Andrews

9-11	SOUTHEASTERN LOUISIANA	28-28
9-18	at West Alabama	24-27
10-2	at Delta State	20-17
10-9	ALABAMA A&M	47-21
10-16	at Austin Peay	14-21
10-23	TROY STATE	3-17
10-30	TENNESSEE-MARTIN	7-31
11-6	NICHOLLS STATE	37-7
11-13	at Mississippi College	34-20
11-20	at Jacksonville State	7-28
	TOTALS	221-217

ALL-TIME LION SCORES



Head Coach
Wayne Grubb
1977-87
Record 84-33-6
** two wins later forfeited*

1977 (5-5-0) Wayne Grubb

9-10	at East Tennessee	37-21
9-17	WEST ALABAMA	42-9
9-24	at Southeastern Louisiana	29-7
10-1	DELTA STATE	28-21
10-8	at Alabama A&M	28-7
10-15	AUSTIN PEAY	6-13
10-22	at Troy State	27-34
10-29	at Tennessee-Martin	13-31
11-12	MISSISSIPPI COLLEGE	0-28
11-19	JACKSONVILLE STATE	20-24
TOTALS		230-195

1978 (7-2-1) Wayne Grubb

9-9	at Carson-Newman	34-17
9-16	at West Alabama	19-7
9-23	SOUTHEASTERN LOUISIANA	7-7
9-30	at Delta State	17-7
10-7	ALABAMA A&M	40-16
10-14	at Austin Peay	10-6
10-21	TROY STATE	0-17
10-28	TENNESSEE-MARTIN	38-17
11-11	at Mississippi College	30-0
11-18	at Jacksonville State	14-19
TOTALS		209-113

1979 (6-5-0) Wayne Grubb

9-1	LANGSTON	28-7
9-8	at Middle Tennessee State	20-17
9-15	WEST ALABAMA	6-0
9-22	at Tuskegee Institute	26-7
9-29	DELTA STATE	30-7
10-6	at Alabama A&M	3-6
10-20	at Troy State	14-27
10-27	at Tennessee-Martin	9-10
11-3	EAST TENNESSEE	7-27
11-10	MISSISSIPPI COLLEGE	10-17
11-17	JACKSONVILLE STATE	28-14
TOTALS		181-139

1980 (10-2-0) Wayne Grubb *Gulf South Conference Champs* *NCAA Division II Playoffs*

9-6	MIDDLE TENNESSEE STATE	36-0
9-20	at West Alabama	20-3
9-27	TUSKEGEE	25-13
10-4	at Delta State	45-7
10-11	ALABAMA A&M	28-32
10-18	CENTRAL FLORIDA	28-3
10-25	TROY STATE	31-22
11-1	TENNESSEE-MARTIN	26-17
11-15	at Mississippi College	28-22
11-22	at Jacksonville State	35-28
(NCAA DIVISION II PLAYOFFS)		
11-29	VIRGINIA UNION	17-8
12-6	EASTERN ILLINOIS	31-56
TOTALS		350-211

1981 (8-2-0) Wayne Grubb

9-5	LANE	41-0
9-19	WEST ALABAMA	9-19
10-3	DELTA STATE	41-7
10-10	at Alabama A&M	32-20
10-17	LANGSTON	36-6
10-24	at Troy State	24-13
10-31	at Tennessee-Martin	37-10
11-7	at Southwest Missouri State	28-21
11-14	MISSISSIPPI COLLEGE	37-23
11-21	JACKSONVILLE STATE	14-21
TOTALS		299-140

1982 (7-3-0) Wayne Grubb

9-4	SOUTHWEST MISSOURI ST.	17-3
9-11	MILES	45-6
9-18	at West Alabama	3-14
10-2	at Delta State	27-19
10-9	ALABAMA A&M	38-17
10-16	TENNESSEE-MARTIN	33-10
10-23	TROY STATE	38-6
10-30	at Valdosta State	53-7
11-13	at Mississippi College	20-28
11-20	at Jacksonville State	10-28
TOTALS		284-138

1983 (11-1-1) Wayne Grubb *Gulf South Conference Champs* *NCAA Division II Playoffs*

9-3	MILES	38-0
9-17	WEST ALABAMA	15-12
9-24	at Central Florida	47-20
10-1	DELTA STATE	53-33
10-8	at Alabama A&M	20-20
10-15	at Tennessee-Martin	35-7
10-22	at Troy State	42-21
10-29	VALDOSTA STATE	27-0
11-5	MISSISSIPPI COLLEGE	28-0
11-12	at West Georgia	49-7
11-19	JACKSONVILLE STATE	24-21
(NCAA Division II Playoffs)		
11-26	VIRGINIA UNION	16-14
12-3	CENTRAL STATE-OHIO	24-27
TOTALS		418-182

1984 (7-1-3) Wayne Grubb

9-1	MILES	28-0
9-8	MISSISSIPPI COLLEGE	24-24
9-22	at Savannah State	37-3
9-29	at Delta State	7-7
10-6	ALABAMA A&M	26-12
10-13	TENNESSEE-MARTIN	10-10
10-20	at Jacksonville State	34-13
10-27	TROY STATE	13-10
11-3	at West Alabama	28-35
11-10	WEST GEORGIA	24-3
11-17	at Valdosta State	35-24
TOTALS		266-141

1985 (12-2-0) Wayne Grubb *Gulf South Conference Champs* *NCAA Division II Runner-up*

8-31	MILES	40-0
9-7	at Mississippi College	13-17
9-28	SAVANNAH STATE	43-22
10-5	DELTA STATE	12-3
10-12	at Alabama A&M	6-3
10-19	at Tennessee-Martin	38-7
10-26	JACKSONVILLE STATE	23-10
11-2	at Troy State	9-7
11-9	WEST ALABAMA	17-0
11-16	at West Georgia	19-14
11-23	VALDOSTA STATE	45-0
(NCAA Division II Playoffs)		
11-30	FORT VALLEY STATE	14-7
12-7	BLOOMSBURG	34-0
(Palm Bowl, McAllen, Texas)		
12-14	North Dakota State	7-35
TOTALS		320-125

1986 (4-7-0) Wayne Grubb


8-30	MILES	48-20
9-13	MISSISSIPPI COLLEGE	6-21
9-20	WEST ALABAMA	14-3
10-4	at Delta State	24-27
10-11	ALABAMA A&M	26-0
10-18	Tennessee-Martin	3-7
10-25	at Jacksonville State	26-29
11-1	TROY STATE	9-38
11-8	at West Alabama	21-17
11-15	WEST GEORGIA	35-37
11-22	at Valdosta State	7-24
TOTALS		219-223

1987 (7-3-1) Wayne Grubb

9-5	* MILES	46-7
9-12	* VIRGINIA STATE	25-13
9-19	at Mississippi College	24-20
10-3	DELTA STATE	24-12
10-10	at Alabama A&M	16-14
10-17	at Tennessee-Martin	3-0
10-24	JACKSONVILLE STATE	10-10
10-31	at Troy State	3-38
11-7	WEST ALABAMA	10-12
11-14	at West Georgia	13-23
11-21	VALDOSTA STATE	17-16
TOTALS		191-165

* 2 wins later forfeited for using an ineligible player

ALL-TIME LION SCORES



1988 (2-8-0) Bobby Wallace

9-3	ALABAMA A&M	16-17
9-10	MISSISSIPPI COLLEGE	35-42
9-24	at Delta State	27-24
10-1	at Central Florida	33-35
10-8	TENNESSEE-MARTIN	14-38
10-15	at Jacksonville State	3-38
10-22	TROY STATE	7-30
10-29	at West Alabama	10-7
11-5	WEST GEORGIA	0-16
11-12	at Valdosta State	28-35
TOTALS		173-282

1989 (6-5-0) Bobby Wallace

9-2	Alabama A&M (B ham)	19-7
9-9	at Mississippi College	0-34
9-16	ALBANY STATE	17-3
9-23	DELTA STATE	31-12
9-30	CENTRAL FLORIDA	16-17
10-7	at Tennessee-Martin	28-6
10-14	JACKSONVILLE STATE	3-12
10-21	at Troy State	16-23
10-28	WEST ALABAMA	30-0
11-4	at West Georgia	27-17
11-11	VALDOSTA STATE	21-24
TOTALS		208-155

1990 (8-3-0) Bobby Wallace

NCAA Division II Playoffs

9-1	ALABAMA A&M	25-0
9-8	MISSISSIPPI COLLEGE	10-21
9-15	at Albany State	37-23
9-22	at Delta State	15-13
10-6	TENNESSEE-MARTIN	49-0
10-13	at Jacksonville State	25-41
10-20	TROY STATE	17-6
10-27	at West Alabama	54-10
11-3	WEST GEORGIA	45-7
11-10	at Valdosta State	26-10
(NCAA Division II Playoffs)		
11-17	at Jacksonville State	14-38
TOTALS		317-169

1991 (3-7-0) Bobby Wallace

9-7	at Central Missouri	28-7
9-14	at Mississippi College	3-31
9-28	DELTA STATE	6-31
10-5	NEWBERRY	21-7
10-12	FORT VALLEY STATE	23-34

10-19	at Jacksonville State	13-48
10-26	at Troy State	9-31
11-2	WEST ALABAMA	14-0
11-9	at West Georgia	26-28
11-16	VALDOSTA STATE	27-34
TOTALS		170-251

1992 (7-4-1) Bobby Wallace

NCAA Division II Playoffs

9-5	CENTRAL MISSOURI STATE	17-16
9-12	MISSISSIPPI COLLEGE	14-6
9-19	ALABAMA A&M	15-7
9-26	at Delta State	10-14
10-10	at Fort Valley State	41-7
10-17	JACKSONVILLE STATE	6-10
10-24	TROY STATE	10-24
10-31	at West Alabama	20-13
11-7	WEST GEORGIA	19-7
11-14	at Valdosta State	24-24
(NCAA Division II Playoffs)		
11-21	at Hampton	33-21
11-28	JACKSONVILLE STATE	12-14
TOTALS		221-163

1993 (14-0-0) Bobby Wallace

Gulf South Conference Champs NCAA Division II Champions

9-4	FORT VALLEY STATE	36-14
9-18	at Alabama A&M	49-7
9-25	DELTA STATE	58-17
10-2	at Portland State	44-32
10-9	at Mississippi College	38-28
10-16	HENDERSON STATE	17-0
10-23	at Central Arkansas	27-10
10-30	WEST ALABAMA	65-15
11-6	at Valdosta State	31-21
11-13	WEST GEORGIA	41-14
(NCAA Division II Playoffs)		
11-20	CARSON-NEWMAN	38-28
11-27	HAMPTON	45-20
12-4	TEXAS A&M-KINGSVILLE	27-25
(National Championship Game)		
12-11	INDIANA-PENNSYLVANIA	41-34
TOTALS		557-265

1994 (13-1-0) Bobby Wallace

Gulf South Conference Champs NCAA Division II Champions

9-3	at Fort Valley State	35-0
9-10	ALABAMA A&M	58-13
9-17	MISSISSIPPI COLLEGE	24-0
9-24	at Delta State	38-0
10-8	at Youngstown State	14-17
10-15	at Henderson State	41-7
10-22	CENTRAL ARKANSAS	28-21
10-29	at West Alabama	50-7
11-5	VALDOSTA STATE	38-21
11-12	at West Georgia	37-25
(NCAA Division II Playoffs)		
11-19	CARSON-NEWMAN	17-13
11-26	VALDOSTA STATE (2 OT)	27-24
12-3	NORTH DAKOTA	35-7
(National Championship Game)		
12-10	TEXAS A&M-KINGSVILLE	16-10
TOTALS		458-165

1995 (14-0-0) Bobby Wallace

Gulf South Conference Champs NCAA Division II Champions

9-2	ALBANY STATE	41-13
9-9	at Alabama A&M	49-0
9-23	at Delta State	30-0
9-30	at Mississippi College	41-3
10-7	WEST GEORGIA	34-19
10-14	at Central Arkansas	28-7
10-21	HENDERSON STATE	33-28
10-28	VALDOSTA STATE	26-9
11-4	at Arkansas Tech	52-17
11-11	WEST ALABAMA	42-10
(NCAA Division II Playoffs)		
11-18	ALBANY STATE	38-28
11-25	CARSON-NEWMAN	28-7
12-2	FERRIS STATE	45-7
(National Championship Game)		
12-9	PITTSBURG STATE	27-7
TOTALS		514-155

1996 (6-5-0) Bobby Wallace

8-31	at Albany State	10-17
9-7	ALABAMA A&M	47-0
9-14	SOUTHERN ARKANSAS	27-9
9-21	at Texas A&M-Kingsville	24-7
9-28	ARKANSAS TECH	35-38
10-5	at Valdosta State (3 OT)	31-34
10-19	DELTA STATE	27-17
10-26	at Henderson State	17-3
11-2	CENTRAL ARKANSAS	20-21
11-9	at West Georgia	31-32
11-16	at West Alabama	38-24
TOTALS		307-202

1997 (9-3-0) Bobby Wallace

NCAA Division II Playoffs

9-6	at Alabama A&M	49-20
9-13	at Southern Arkansas	7-16
9-20	TEXAS A&M-KINGSVILLE	17-12
9-27	at Arkansas Tech	45-24
10-4	VALDOSTA STATE	0-21
10-11	at SW Louisiana (4 OT)	48-42
10-18	at Delta State	17-10
10-25	HENDERSON STATE	42-20
11-1	at Central Arkansas	35-6
11-8	WEST GEORGIA	21-18
11-15	WEST ALABAMA	56-14
(NCAA Division II Playoffs)		
11-22	at Carson-Newman	7-21
TOTALS		344-224

ALL-TIME LION SCORES



Head Coach
Bill Hyde
1998-2001
Record 20-21

1998 (8-2-0) Bill Hyde

9-5	Carson-Newman (N)	27-24
9-12	at Southern Arkansas	14-21
9-26	CENTRAL ARKANSAS	31-21
10-3	at Arkansas-Monticello	51-17
10-10	at West Georgia	17-24
10-17	DELTA STATE	17-10
10-24	at Henderson State	41-7
10-31	ARKANSAS TECH	42-21
11-7	at Valdosta State	35-7
11-14	WEST ALABAMA	38-24
TOTALS		313-176

1999 (5-6-0) Bill Hyde

9-4	PITTSBURG STATE	21-28
9-11	SOUTHERN ARKANSAS	14-24
9-18	at Elon	15-35
9-25	at Central Arkansas	24-17
10-2	ARKANSAS-MONTICELLO	16-13
10-9	WEST GEORGIA	7-21
10-16	at Delta State	7-33
10-23	HENDERSON STATE	(OT) 21-14
10-30	at Arkansas Tech	21-24
11-6	VALDOSTA STATE	31-28
11-13	at West Alabama	51-33
TOTALS		228-270

2000 (3-7-0) Bill Hyde

9-2	at Pittsburg State (OT)	21-28
9-9	ARKANSAS-MONTICELLO	21-40
9-23	at Delta State	35-42
9-30	at Central Arkansas	37-35
10-7	HENDERSON STATE	24-17
10-14	OUACHITA BAPTIST	29-30
10-21	at Harding	36-37
10-28	VALDOSTA STATE	21-45
11-4	WEST GEORGIA	28-35
11-11	at West Alabama	21-14
TOTALS		273-323

2001 (4-6-0) Bill Hyde

9-1	LAMBUTH	37-27
9-8	at Arkansas-Monticello	12-28
9-21	DELTA STATE	3-21
9-29	CENTRAL ARKANSAS	21-42
10-6	at Henderson State	22-7
10-13	at Ouachita Baptist	28-21
10-20	HARDING	14-17
10-27	at Valdosta State	7-54
11-3	at West Georgia	0-49
11-10	WEST ALABAMA	30-0
TOTALS		174-266



Head Coach
Mark Hudspeth
2002-08
Record 66-21

2002 (4-7-0) Mark Hudspeth

8-29	at Samford (2 OT)	21-24
9-7	at Lambuth	24-17
9-21	HARDING	38-45
9-28	at Arkansas-Monticello	14-30
10-5	SOUTHERN ARKANSAS	33-43
10-12	at Ouachita Baptist	24-38
10-19	ARKANSAS TECH	49-14
10-26	at Central Arkansas	47-33
11-2	VALDOSTA STATE	28-45
11-9	WEST GEORGIA	36-26
11-16	at West Alabama	24-31
TOTALS		338-346

2003 (13-1-0) Mark Hudspeth

Gulf South Conference Champs		
NCAA Division II Playoffs		
9-6	STILLMAN	68-7
9-13	at Jacksonville State	28-16
9-20	at Harding	38-3
9-27	ARKANSAS-MONTICELLO	41-20
10-4	at Southern Arkansas	21-14
10-11	OUACHITA BAPTIST	41-14
10-18	at Arkansas Tech	55-9
10-25	CENTRAL ARKANSAS	31-12
11-1	at Valdosta State	17-10
11-8	at West Georgia	48-21
11-15	WEST ALABAMA	44-10
(NCAA Division II Playoffs)		
11-22	SOUTHERN ARKANSAS	48-24
11-29	CARSON-NEWMAN	41-9
12-6	at North Dakota	22-29
TOTALS		543-198

2004 (5-5-0) Mark Hudspeth

9-4	at Tusculum	28-7
9-11	ARKANSAS-MONTICELLO	59-21
9-18	at Delta State	21-28
9-25	at Harding	27-30
10-2	CENTRAL ARKANSAS	31-3
10-9	SOUTHERN ARKANSAS	45-24
10-16	at Henderson State	33-10
10-23	VALDOSTA STATE	20-24
10-30	WEST GEORGIA	21-38
11-6	at West Alabama	27-28
TOTALS		312-213

2005 (11-3-0) Mark Hudspeth

NCAA Division II Playoffs		
9-3	TUSCULUM	33-7
9-10	at Arkansas-Monticello	42-0
9-17	DELTA STATE	56-21
9-24	HARDING	35-6
9-29	at Central Arkansas	(2 OT) 26-29
10-8	at Southern Arkansas	31-21
10-15	HENDERSON STATE	38-10
10-20	at Valdosta State	23-26
10-29	at West Georgia	20-19
11-6	WEST ALABAMA	76-14
(NCAA Division II Playoffs)		
11-12	at Valdosta State	40-13
11-19	at North Carolina Central	24-21
11-26	at Central Arkansas	(OT) 41-38
12-3	NW MISSOURI STATE	24-25
TOTALS		509-250

2006 (11-1-0) Mark Hudspeth

Gulf South Conference Champs		
NCAA Division II Playoffs		
9-9	at Tusculum	22-10
9-14	HARDING	41-14
9-23	at Southern Arkansas	40-10
9-30	ARKANSAS TECH	38-14
10-7	at Ouachita Baptist	47-10
10-14	ARKANSAS-MONTICELLO	47-7
10-21	at Delta State	17-10
10-28	VALDOSTA STATE (OT)	31-24
11-4	at West Georgia	26-16
11-11	at West Alabama	45-3
(NCAA Division II Playoffs)		
11-25	NEWBERRY	38-20
12-2	DELTA STATE	10-27
TOTALS		402-165

2007 (10-2-0) Mark Hudspeth

NCAA Division II Playoffs		
9-8	TUSCULUM	43-24
9-13	at Harding	58-17
9-22	SOUTHERN ARKANSAS	27-8
9-29	at Arkansas Tech	27-20
10-6	OUACHITA BAPTIST	40-7
10-13	at Arkansas-Monticello	46-7
10-18	at Delta State	28-17
10-27	at Valdosta State	24-27
11-3	WEST GEORGIA	65-17
11-10	WEST ALABAMA	49-20
(NCAA Division II Playoffs)		
11-24	DELTA STATE	20-17
12-1	at Valdosta State	23-37
TOTALS		450-238

2008 (12-2-0) Mark Hudspeth

NCAA Division II Playoffs		
8-28	SOUTHERN ARKANSAS	57-14
9-4	at Carson-Newman	20-13
9-13	HENDERSON STATE	45-20
9-20	at West Georgia	53-0
9-25	HARDING	52-0
10-4	at Arkansas Tech	45-24
10-9	at North Greenville	52-7
10-16	at Delta State	28-34
10-25	VALDOSTA STATE	41-23
11-1	ARKANSAS-MONTICELLO	45-14
11-8	at West Alabama	41-9
(NCAA Division II Playoffs)		
11-22	VALDOSTA STATE	37-10
11-29	at Delta State	55-34
12-6	at NW Missouri State	7-41
TOTALS		578-243

ALL-TIME LION SCORES



Head Coach
Terry Bowden
2009-11
Record 29-9

2009 (11-2-0) Terry Bowden Gulf South Conference Champs NCAA Division II Playoffs

8-29	at Southern Arkansas	41-9
9-5	CARSON-NEWMAN	31-14
9-12	at Henderson State	43-26
9-19	WEST GEORGIA	55-7
9-26	at Harding	38-0
10-3	ARKANSAS TECH	42-17
10-8	NORTH GREENVILLE	50-3
10-15	DELTA STATE	34-24
10-22	at Valdosta State	62-27
10-31	at Arkansas-Monticello	27-13
11-7	WEST ALABAMA (4 OT)	28-31
<i>(NCAA Division II Playoffs)</i>		
11-21	ARKANSAS TECH	41-28
11-28	CARSON-NEWMAN	21-24
TOTALS		513-223

2010 (9-4-0) Terry Bowden NCAA Division II Playoffs

9-4	HENDERSON STATE	27-10
9-11	at Glenville State	54-10
9-17	SOUTHERN ARKANSAS	48-6
9-25	at Lambuth	31-0
10-2	ARKANSAS TECH	28-0
10-9	at West Georgia	17-10
10-14	VALDOSTA STATE	0-5
10-23	at Ouachita Baptist	23-24
10-28	at Delta State	31-7
11-6	WEST ALABAMA	24-23
11-13	at Harding	28-29
<i>(NCAA Division II Playoffs)</i>		
11-20	at Valdosta State	43-20
11-27	at Delta State	24-47
TOTALS		378-191

2011 (9-3-0) Terry Bowden NCAA Division II Playoffs

9-1	CENTRAL OKLAHOMA	31-10
9-10	GLENVILLE STATE	48-21
9-17	vs. Abilene Christian	23-17
9-24	HARDING	28-20
10-1	at Southern Arkansas	42-14
10-8	at Arkansas Tech	44-10
10-13	DELTA STATE (OT)	24-30
10-27	at West Alabama	26-31
11-5	WEST GEORGIA	28-3
11-12	at Valdosta State	30-23
<i>(NCAA Division II Playoffs)</i>		
11-19	at West Alabama	43-27
11-26	at Delta State	14-42
TOTALS		381-248



Head Coach
Bobby Wallace
2012-Present
Record 24-10-0

2012 (5-5-0) Bobby Wallace

9-2	at Miles	31-30
9-8	HARDING	10-31
9-15	KENTUCKY CHRISTIAN	39-0
9-22	at Delta State	20-12
9-29	SHORTER	41-0
10-6	at Texas A&M-Kingsville	21-16
10-13	VALDOSTA STATE	21-24
10-18	at West Georgia	23-38
11-3	TARLETON STATE	28-38
11-8	at West Alabama	27-42
TOTALS		261-231



2013 (10-3-0) Bobby Wallace Gulf South Conference Co-Champs NCAA Division II Playoffs

9-5	MILES	42-7
9-14	at Jacksonville State (2 OT)	21-24
9-21	DELTA STATE	34-37
10-5	at Shorter	41-0
10-12	WEST GEORGIA	38-21
10-19	TEXAS A&M-KINGSVILLE	49-17
10-26	at Valdosta State	57-7
11-2	WEST ALABAMA (OT)	30-27
11-9	at Florida Tech	55-28
11-16	at Tarleton State	44-7
<i>(NCAA Division II Playoffs)</i>		
11-23	TUSKEGEE	30-27
11-30	at UNC-Pembroke	37-13
12-7	at Lenoir-Rhyne	39-42
TOTALS		517-257

2014 (9-2-0) Bobby Wallace Gulf South Conference Co-Champs NCAA Division II Playoffs

9-13	at Mississippi College	58-0
9-20	LANGSTON	56-7
9-27	VALDOSTA STATE	31-29
10-4	WESTERN OREGON	30-10
10-11	at UNC-Pembroke	27-6
10-18	at Florida Tech	34-31
10-25	WEST GEORGIA	31-28
11-1	at Delta State	28-33
11-8	SHORTER	45-7
11-13	at West Alabama	24-16
<i>(NCAA Division II Playoffs)</i>		
11-22	VALDOSTA STATE	31-33
TOTALS		395-200

ALL-TIME LETTERMEN

ADKINS, David 75
(Guin, Ala.; Marion County)
ADKINS, Jason 90, 91
(Cordova, Ala.; Cordova)
ALEXANDER, Blake 77, 78, 79
(Memphis, Tenn.; Columbia Military)
ALEXANDER, Chris 10, 11, 12
(Lake Butler, Fla.; Lake Butler)
ALEXANDER, Darryl 90
(Montgomery, Ala.; Carver)
ALEXANDER, Kirk 61, 62
(Clanton, Ala.; Lamar County)
ALEXANDER, Seth 10, 11, 12
(Huntsville, Ala.; North Jackson)
ALLEN, Brian 11, 12
(Hawthorne, Calif.; North Torrance)
ALLISON, Chris 00, 01, 02, 03
(Birmingham, Ala.; Mortimer Jordan)
ALLISON, Don 62, 63, 64, 65
(Stevenson, Ala.)
ALLISON, Grayland 81 Norway, S.C.
ALLISON, Mike 74, 75, 76
(Birmingham, Ala.; Woodlawn)
ALLDREDGE, Brandon 05, 06, 07, 08
(Alexandria, Ala.; Alexandria)
ALMON, Daniel 09, 10, 11, 12
(Florence, Ala.; Shoals Christian)
ALONZO, Jones 07
(Tuscaloosa, Ala.; Hillcrest)
ALSTON, Wade 73
(Huntsville, Ala.)
ANCAR, Lance 02, 03, 04, 05
(Harvey, La.; Archbishop Shaw)
ANDERSON, Billy Don 59, 60, 61
(Athens, Ala.; Athens)
ANDERSON, Blake 96, 97
(Evergreen, Ala.; Hillcrest)
ANDERSON, Brezofski 77
(Rockford, Ala.; Coosa County)
ANDERSON, Caleb 07
(Huntsville, Ala.; Hazel Green)
ANDERSON, Joseph 08, 09, 10
(Mobile, Ala.; Faith Academy)
ANDREWS, Quinton 09
(Miami, Fla.; Monsignor Pace)
ANDREWS, Steven 02
(Birmingham, Ala.; Huffman)
APPLING, Cody
(Buford, Ga.; North Gwinnett)
ARIAS, Marc 98
(Daleville, Ala.; Daleville)
ARLENE, Kanu 02
(New Orleans, La.; Destrehan)
ARMISTAD, D'Angelo 95
(Cordova, Ala.; Cordova)
ARMSTRONG, Sinatra 90
(Pittsburg, Ms.; Bruce)
ARNOLD, Bill 66
(Muscle Shoals, Ala.)
ASHFORD, Derrell 05, 06
(Louisville, Miss.; Louisville)
ASHFORD, Mantrell 05
(Louisville, Miss.; Louisville)
ATKINSON, Lyle 04, 05, 06
(Guin, Ala.)
AUTRY, Tim 04
(Daphne, Ala.)

BAILEY, Alvin 78, 79
(Leesburg, Fla.)
BAILEY, Johnny 63, 64, 65
(Ardmore, Ala.)
BAILEY, Kenny 85, 87
(Cullman, Ala.; Cullman)

BAILEY, Terrell 09, 10, 11
(Jemison, Ala.; Billingsley)
BAKER, Barry 99, 00, 01
(Dyersburg, Tenn.; Dyer County)
BAKER, Leroy 69, 70, 71
(Huntsville, Ala.; Butler)
BALDOCK, Kevin 93
(Glasgow, Ky.; Glasgow)
BALL, Eddie 72
BALLARD, Heath 04, 05, 06, 07
(Tuscaloosa, Ala.; Hillcrest)
BALLEW, Ralph 62
BANKS, Barry 83, 84, 85, 86
(Atlanta, Ga.; Lithonia)
BANKS, Charles 61
BANKS, Randy 04, 05
(New Orleans, La.)
BARLEY, Darryl 92
(Huntsville, Ala.; Butler)
BARNES, Van 70, 71
(Huntsville, Ala.; Butler)
BARNETT, Brian 12, 13
(Birmingham, Ala.; Wenonah)
BARNETT, Jon 77, 78
(Hartselle, Ala.; Morgan County)
BARNETT, Sedic 86, 87, 88, 89
(Florence, Ala.; Central)
BARNWELL, Ken 52
(Florence, Ala.; Coffee)
BARRETT, Bill 56, 57, 59
(Greensboro, Ala.; Greensboro)
BARTON, Carl 61, 62
(Haleyville, Ala.; Haleyville)
BASDEN, Scott 91, 92, 94, 95
(Trinity, Ala.; West Morgan)
BATES, JoJo 03, 04, 05, 06
(Birmingham, Ala.; Mortimer-Jordan)
BATSON, Will 06, 07, 08, 09
(Killen, Ala.; Brooks)
BAXTER, Felix 86, 87, 88, 89
(Dothan, Ala.; Dothan)
BEAN, Blake 14
(Oneonta, Ala.; Oneonta)
BEAN, Corey 97
(Russellville, Ala.; Russellville)
BEARD, Charles Leonard 49, 50
(Sheffield, Ala.; Sheffield)
BEARD, Joe 59, 60, 61
(Hueytown, Ala.; Hueytown)
BEARDEN, Hansell 04
(Cairo, Ga.; Cairo)
BEAVER, Clyde 60, 61, 62, 63
(Rossville, Ga.; Rossville)
BEAVERS, Jalen 14
(Stringer, Miss.; Stringer)
BECK, Harrison 09
(Clearwater, Fla.; Countryside)
BEDDINGFIELD, Don 61
BELEW, Eric 14
(Columbia, Tenn.; Columbia Central)
BELL, Creig 74, 76
(Addison, Ala.; Addison)
BELL, Mickey 60, 61
(Scottsboro, Ala.; Scottsboro)
BELL, Tyrone 94, 95, 97, 98
(West Point, Miss.; West Point)
BEMBRY, Bwana 97
(Hawkinsville, Ga.; Northside)
BENDALL, James 59
BENDALL, Jay 92, 93
(Russellville, Ala.; Russellville)
BENOIT, Dimitri 11, 12
(Pahokee, Fla.; Pahokee)
BENTON, Joe 88
(Sylacauga, Ala.; Sylacauga)

BENTON, John 49
(Florence, Ala.)
BERRY, Mike 89
(Pearl, Miss.; Pearl)
BEST, Skipper 01, 02, 03, 04
(Mobile, Ala.; UMS-Wright)
BESTER, Brian 02, 03
(Taylorsville, Miss.; Taylorsville)
BEVIS, David 57
BIGONEY, Randy 82, 83, 84
(Huntsville, Ala.; Huntsville)
BILLUPS, Lewis 82, 84, 85
(Ft. Walton Beach, Fla.; Niceville)
TARIS BIRT 03
(Hillsboro, Ala.; West Morgan)
BIVENS, Luther 77, 78, 79
(Birmingham, Ala.; Minor)
BIVENS, Rodney 74, 75, 76
(Birmingham, Ala.; Minor)
BLAIR, James 61, 62, 63, 64
(Florence, Ala.; Coffee)
BLAKENEY, Ramon 10
(Laurel, Miss.; Northeast Jones)
BLALOCK, David 58, 59, 60
(Cullman, Ala.; Cullman)
BLAND, Willie 13, 14
(Cincinnati, Ohio; Winthrow International)
BLOUNT, DeMarcus 02, 03, 04, 05
(Pensacola, Fla.; Pine Forrest)
BOBO, Max 66, 67, 68, 69
(Fayette, Ala.; Fayette)
BOHANON, Joel 84, 85, 87, 88
(Russellville, Ala.; Russellville)
BOHLER, Ryan 99
(Scottsboro, Ala.; Scottsboro)
BOLEY, Carl M. 49, 52
(Decatur, Ala.; Decatur)
BOLLING, Frank 79
(Huntsville, Ala.; Johnson)
BOLTON, Fred 60
(Russellville, Ala.; Russellville)
BOOTH, Jeremiah 12, 13
(Kingsland, Ga.; Camden County)
BOOTH, Justin 13, 14
(Taylorsville, Miss.; Taylorsville)
BOOTH, Ty 13
(Kingsland, Ga.; Camden County)
BORDEN, Brett 04, 05
(Phil Campbell, Ala.; Phil Campbell)
BORDEN, Gilbert 59
(Cherokee, Ala.; Cherokee Vocational)
BOSTICK, John 53, 54, 55
(Winfield, Ala.)
BOUDREAUX, Ray 91
(Metairie, La.; East Jefferson)
BOWERMAN, Rodney 00
(Moulton, Ala.; Lawrence County)
BOWEN, Anton 07, 08
(Anniston, Ala.; Anniston)
BOWEN, Tyler 01
(Hamilton, Ala.; Hamilton)
BOWENS, Donald 10
(St. Petersburg, Fla.; St. Petersburg)
BOWENS, William 76, 77, 78, 79
(Killen, Ala.; Brooks)
BOX, Sparky 66, 67, 68, 69
(Sheffield, Ala.; Sheffield)
BOYD, Tyler 13
(Russellville, Ala.; Russellville)
BOYD, Tyus 01, 02, 03, 04
(Huntsville, Ala.; Buckhorn)
BRADLEY, John 01, 02
(Tupelo, Miss.; Tupelo)
BRADLEY, Karl W. 49
(Sheffield, Ala.; Sheffield)

BRANDON, Arthur 90, 91
(Port Gibson, Ms.; Port Gibson)
BRANDY, David 76
BRANNON, Gilmore 63
(Albertville, Ala.)
BRASWELL, John O. 49, 50, 51
(Decatur, Ala.; Decatur)
BRAWLEY, Maurice 74, 75, 76
(Leighton, Ala.; Colbert County)
BREAZEALE, Pat 91, 95, 96
(Philadelphia, Ms.; Neshoba)
BRELAND, Earnest 62, 63, 64, 65
(Tuscumbia, Ala.; Deshler)
BREWER, David 76
(Florence, Ala.; Bradshaw)
BREWER, Joe F. 49, 52, 53, 54
(Decatur, Ala.; Decatur)
BREWER, Ronnie 67, 68
(Florence, Ala.)
BRICK, Ryan 04, 05, 06
(Deatsville, Ala.; Prattville)
BRIDGES, Steve 75
(Atlanta, Ga.; Lakeside)
BRIDGEFORTH, Michael 96, 97, 98, 99
(Athens, Ala.; Athens)
BRIMFIELD, William 10
(Norway, S.C.; Hunter-Kinard-Tyler)
BROADFOOT, Howard 85, 86
(Florence, Ala.; Coffee)
BROADFOOT, Jay 84, 85, 86
(Florence, Ala.; Central)
BROM, Larry 70, 71, 72
(Jasper, Ala.; Walker County)
BROOKS, Anthony 91, 92, 93, 94
(Elba, Ala.; Elba)
BROOKS, Bobby 05, 06, 07, 08
(Hoover, Ala.; Hoover)
BROOKS, James 11
(Flagstaff, Ariz.; Flagstaff)
BROOKS, Jiri 01, 02
(Gadsden, Ala.; Gadsden)
BROOKS, Kelcey 97, 98, 99
(Delray Beach, Fla.; Atlantic)
BROOKS, Rod 80, 81, 82, 83
(Huntsville, Ala.; Lee)
BROWN, Jason 99, 00
(Muscle Shoals, Ala.; Muscle Shoals)
BROWN, Jerry 92
(Anniston, Ala.; Anniston)
BROWN, Kevin 93, 94, 95, 96
(Pinson, Ala.; Pinson Valley)
BROWN, Larry 71, 72, 73
(Huntsville, Ala.; Butler)
BROWN, Seaver 10
(Clearwater, Fla.; Countryside)
BROWN, Melvin 79, 80, 81, 82
(Miami, Fla.; South Dade)
BROWNLOW, Jimmy 58, 59
(Carrollton, Miss.; Carrollton)
BRUCE, Collin 99, 00, 01
(Florence, Ala.; Central)
BRYANT, Craig 88, 89, 90
(Birmingham, Ala.; Erwin)
BRYANT, Demetrius 10, 11
(Prentiss, Miss.; Murrah)
BRYANT, Harrison 07, 08, 09, 10
(Troy, Ala.; Charles Henderson)
BRYANT, Vincent 82
(Birmingham, Ala.; Hueytown)
BUCHANAN, Kerry 86, 87, 88, 89
(Columbia, Tenn.; Central)
BURCHAM, Bobby 70, 71, 72
(Russellville, Ala.; Russellville)
BURDINE, Greg 78, 79
(Florence, Ala.; Coffee)

ALL-TIME LETTERMEN

BURDINE, Robbie 08, 09, 10, 11
(Florence, Ala.; Shoals Christian)
BURLESON, Max 56, 57, 58
(Hackleburg, Ala.)
BURNS, Benny 66, 67, 68, 69
(Florence, Ala.; Central)
BURNS, Eddy 74
(Birmingham, Ala.; Huffman)
BYRD, Rod 12
(Tanner, Ala.; Tanner)
BURNTHALL, Sam 08
(Decatur, Ala.; Decatur)
BURROWS, Edward 49, 51
(Fort Payne, Ala.)
BYARS, Howard 67, 68, 69, 70
(Fayette, Ala.; Fayette)
BYARS, J.D. 90, 91
(Hartselle, Ala.; Hartselle)
BYRD, John 75, 76
(Lawrenceville, Ga; Peachtree)
BYRD, Jonathan 09, 10, 11
(Amit, La.; St. Helena)
BYRD, Palmer 68, 69, 70
(Birmingham, Ala.; Banks)
BYROM, Billy 66
(Huntsville, Ala.)
BYRON, John 65

CAIN, Chris 12
(Athens, Ala.; Athens)
CALHOUN, Maurice 04
(Mobile, Ala.; Mary Montgomery)
CALHOUN, Thomas 81, 82, 83, 84
(Alpine, Ala.; Winterboro)
CAMPBELL, Chris 04
(Madison, Ala.; Bob Jones)
CAMPBELL, Jason 05, 06
(Holly Springs, Miss.; Holly Springs)
CAMPBELL, Joemal 06, 07, 08
(Holly Springs, Miss.; Holly Springs)
CAMPBELL, Tony 83, 87
(Leighton, Ala.; Colbert County)
CAMPBELL, Tyrone 94
(Huntsville, Ala.; Butler)
CAMPBELL, Willie 86, 88
(Columbia, Tenn.; Central)
CARBINE, Caleb 10
(Florence, Ala.; Florence)
CARLISLE, Colby 10, 11
(Lincoln, Ala.; Lincoln)
CARMICHAEL, Laurence 14
(Muscle Shoals, Ala.; Florence)
CARMICHAEL, Mack 60, 61, 62
(Panama City, Fla.; Bay County)
CARNEY, Taylor 11, 12, 13, 14
(Killen, Ala.; Brooks)
CARPENTER, Delvon 14
(Houston, Texas; Westbury)
CARRINGER, Jim 63, 64
(Florence, Ala.)
CARSWELL, Travis 97, 98
(Irvington, Ga.; Wilkinson)
CARTER, Charles 88
(Ft. Payne, Ala.; Ft. Payne)
CARTER, Derron 86, 87
(Markham, Ill.; Thornwood)
CARTER, Drew 99, 00, 01, 02
(Athens, Ala.; Athens)
CARTER, Edward 58, 59
(Macon, Miss.; Macon)
CARTER, Kelvin 07, 08
(Greeneville, Miss.; Obannon)
CARTER, Kyle 91
(Kingsport, Tenn.)
CARTER, Steve 78, 79, 80
(Savannah, Tenn.; Central)

CARY, Vincent 07
(Alpharetta, Ga.; Roswell)
CASEY, Scott 89
(Auburn, Ala.; Auburn)
CASH, Shawn 97, 98
(McClellonville, S.C.; Lincoln)
CAUSEY, Drew 02, 03
(Petal, Miss.; Petal)
CHANDLER, Greg 95, 96, 97, 98
(Florence, Ala.; Bradshaw)
CHAPMAN, Herman 07
(Leroy, Ala.; Leroy)
CHAPPLE, Lee 10, 11
(Alpharetta, Ga.; Greater Atlanta Christian)
CHATMAN, Derrick 05, 06, 07, 08
(Florence, Ala.; Coffee)
CHATMAN, Derrick 08, 09
(Clarksdale, Miss.; Clarksdale)
CHENAULT, Luke 06, 07, 09
(Moulton, Ala.; Decatur)
CHILDS, Bruce 75
(Birmingham, Ala.; Huffman)
CHILDS, Buddy 73, 74
(Kathleen, Ga.)
CHILDERS, Obie 77, 78, 79
(New Hope, Ala.; New Hope)
CHIN, Rasheed 04
(Boston, Mass.; Cathedral)
CITRANO, John 55, 56
(Huntsville, Ala.)
CLAIBORNE, Ronnie 88, 90
(Hartselle, Tenn.; Trousdale County)
CLARK, Dedrick 06
(Pontotoc, Miss.; Pontotoc)
CLARK, Gregory 05, 06
(Jackson, Miss.; Provine)
CLARK, Steve 74, 75
(Birmingham, Ala.; Shades Valley)
CLAUNCH, Jeff 82, 83
(Sheffield, Ala.; Sheffield)
CLAY, Bubba 87, 88
(Mt. Hope, Ala.; Mt. Hope)
CLAY, Dencen 04, 05
(Kentwood, La.; Jewel M. Sumner)
CLEGHORN, Craig 97, 98
(Addison, Ala.; Addison)
CLEM, Marvin 52, 53
(Athens, Ala.; Athens)
CLEMONS, Gerald 93
(Griffin, Ga.; Griffin)
CLEMONS, Robert Ray 68, 69, 70
(Greenhill, Ala.; Rogers)
CLEMONS, Tommy 65, 66, 67, 68
(Greenhill, Ala.; Rogers)
CLEVELAND, David 89
(Sylacauga, Ala.; Sylacauga)
CLEVELAND, Gilbert 58, 61, 62
(Tuscumbia, Ala.; Deshler)
CLIFTON, Jason 96
(New Hope, Ala.; New Hope)
COATES, Haston 12
(Pleasant Grove, Ala.; Pleasant Grove)
COBLIN, Billy Joe 56, 57
COCHRAN, John 76
(Huntsville, Ala.; Grissom)
COFFEY, Chris 10, 11, 12, 13
(Decatur, Ala.; Decatur)
COFFEY, Derrick 86, 87, 89
(Pulaski, Tenn.; Giles County)
COFFEY, Nolan 14
(Moulton, Ala.; Lawrence County)
COLEMAN, D'Arcy 07, 08
(Cleveland, Miss.; Cleveland)
COLEMAN, Deandre "Bud" 14
(Russellville, Ala.; Russellville)

COLEMAN, Rocky 07, 08
(Clarksdale, Miss.; Clarksdale)
COLEY, James 90
(Alexander, Tenn.; Benjamin Russell)
COLEY, Marvin 98
(W. Palm Beach Fla.; Pahokee)
COLLIER, Derek 87
(Winter Park, Fla.; Winter Park)
COLLINS, Bobby 97, 98
(York, Ala.; Sumter County)
COLLINS, Leroy 07
(Greeneville, Miss.; Greenwood)
COLLINS, Rodney 71, 72
COLLINS, Tyler 07
(Florence, Ala.; Deshler)
COMPTON, Tommy 88
(Mobile, Ala.; Vigor)
CONDON, Frank 79, 80, 81, 82
(Mobile, Ala.; Murphy)
CONDRAV, Brad 91
(Birmingham, Ala.; Erwin)
CONNELL, John 74, 75
(Dunwoody, Ga.; North Springs)
CONNER, Eric 86
(Gulfport, Miss.; Harrison Central)
COOK, Mabry 10, 11, 12, 13
(Brewton, Ala.; T.R. Miller)
COOK, Tevin 14
(Roanoke, Ala.; Handley)
COOPER, James 63, 65
COOPER, Jess 13, 14
(Northport, Ala.; Tuscaloosa County)
COOPER, Paul 62, 64
(Phil Campbell, Ala.; Phil Campbell)
CORNELIUS, Don 64, 65, 66, 67
(Huntsville, Ala.; Lee)
CORUM, Terry 84, 85, 86, 87
(Cleveland, Tenn.; Bradley County)
COTTON, Donnie 93
(Loretto, Tenn.; Loretto)
COTTON, Tom 56, 57
(Brilliant, Ala.; Brilliant)
COUNTS, Gary 66, 67, 68, 69, 70
(Tuscumbia, Ala.; Deshler)
COUNTS, Thomas 92, 93
(Tuscumbia, Ala.; Deshler)
COX, Guy 77, 78, 79, 80
(Russellville, Ala.; Russellville)
CRABTREE, Kyle 12, 13, 14
(Fort Payne, Ala.; Fort Payne)
CRAFT, Lee 90, 91, 92
(Leighton, Ala.; Colbert County)
CRAFT, Marcell 06, 07, 08, 09
(Memphis, Tenn.; Bolton)
CRAFT, Montrell 06, 07, 08, 09
(Memphis, Tenn.; Bolton)
CRAIG, Patrick 02, 03
(Morton, Miss.; Morton)
CRAIG, Will 13
(Huntsville, Ala.; Pope John Paul II)
CRAWFORD, Devin 12, 13
(Saraland, Ala.; Satsuma)
CRAWFORD, James 74, 75
(Columbus, Ga.; Columbus)
CREASY, Don 62, 63, 64, 65
(Leighton, Ala.; Colbert County)
CRITTENDEN, John 91, 92
(Carrollton, Miss.; George)
CROOK, Ralph 89, 90, 91
(Auburn, Ala.; Auburn)
CROONE, Joseph 06
(Eads, Tenn.; Briarcrest)
CRUMP, John 55, 56, 57
(Jasper, Ala.)

CULLARS, George 90
(Washington, Ga.; Wilkes)
CUNNINGHAM, Richard 82, 83, 84, 85
(Vero Beach, Fla.; Vero Beach)
CURRY, Reger 81, 83, 85
(Birmingham, Ala.; Wenonah)
CURTIS, Bryce 12, 13
(Florence, Ala.; Florence)

DAMPEER, Brooks 06
(Saltville, Miss.; Saltville)
DAMPIER, Darron 08, 09
(Mendenhall, Miss.; Mendenhall)
DAMRON, Darin 97, 98, 99, 00
(Huntland, Tenn.; Huntland)
DANIEL, Carrel 57, 58
(Athens, Ala.; Athens)
DANIEL, Chad 07, 08, 09, 10
(Sisey, Ala.; Walker County)
DANIEL, Frank 63
DANIEL, Terry 61
(Athens, Ala.; Athens)
DANIELS, Ken 60, 61, 62
(Huntsville, Ala.; Butler)
DARR, Lucas 10, 11
(Clearwater, Fla.; Countryside)
DARRELL, John 61
DAUGHERTY, Dan 66, 67, 68, 69
(Florence, Ala.; Central)
DAVENPORT, Svante 08, 09
(Troy, Ala.; Charles Henderson)
DAVIS, Brandon 11
(Miami, Fla.; South Miami)
DAVIS, Gary 80, 81, 82, 83
(Huntsville, Ala.; Johnson)
DAVIS, James 87, 88, 89, 90
(Clanton, Ala.; Chilton County)
DAVIS, Jeff 76, 77, 78
(Glencoe, Ala.; Glencoe)
DAVIS, Louie 74
(Huntsville, Ala.; Butler)
DAVIS, Ronnie 63, 64
(Gordo, Ala.; Gordo)
DAWSON, Lester 63, 64, 65
(Courtland, Ala.)
DAWSON, Trent 99, 00, 01, 02
(Florence, Ala.; Coffee)
DELIZ, Frank 73, 74, 75, 76
(Birmingham, Ala.; Banks)
DEMPSEY, Tim 89
(Hueytown, Ala.; Hueytown)
DEMOTT, Scott 86, 87
(Eudora, Ks.; Okaloosa)
DENNIS, Jerrold 00
(Decatur, Ga.; Southwest Dekalb)
DENNIS, Mike 64, 65, 66
(Guin, Ala.)
DENSON, Eric 06, 07
(Brandon, Miss.; Northwest Rankin)
DEWALT, Lonnell 06
(Bowling Green, Ky.; Warren Central)
DEWITT, Andy 86
(Midfield, Ala.; Midfield)
DICKINSON, Bill 57, 58, 59
(Brilliant, Ala.; Brilliant)
DILLON, Antron 07, 10
(Hammond, La.; Independence)
DIXON, Curtis 73, 74, 75, 76
(Birmingham, Ala.; Woodlawn)
DIXON, Jamie 08, 09, 10, 11
(Muscle Shoals, Ala.; Muscle Shoals)
DOCHER, Keldrick 06, 07
(Weir, Miss.; Weir)
DONAHUE, Tim 85
(Tuscaloosa, Ala.; Hillcrest)

ALL-TIME LETTERMEN

DORN, Derrick 96
(Daleville, Ala.; Daleville)
DOUGLAS, Jonathan 05, 06, 07
(Cumming, Ga.; North Forsyth)
DOUGLASS, John 85, 86, 87, 88
(Alabaster, Ala.; Thompson)
DOUTHITT, Robert 58, 59, 60
(Florence, Ala.; Coffee)
DOWTIN, Marcus 11
(Upper Marlboro, Md.; Fork Union Military)
DRIVER, Judd 73, 74
(Birmingham, Ala.; West End)
DRUMMOND, Mason 12
(Jasper, Ala.; Walker)
DRUMMOND, Phillip 86, 87, 88, 88, 89
(Jasper, Ala.; Walker County)
DUCKWORTH, Charles 94, 95
(Taylorsville, Miss.; Taylorsville)
DUCKWORTH, Steven 97
(Taylorsville, Miss.; Taylorsville)
DUKES, Dajon 14
(Louisville, Ky.; Doss)
DUKES, Roger 84
(Pontotoc, Miss.; Pontotoc)
DUNCAN, Bobby 81, 82, 83, 84
(Lake City, Fla.; Columbia)
DUNGAN, Brett 04
(Birmingham, Ala.; East Bridgewater)
DURDEN, Jim 73
(Milledgeville, Ga.; Baldwin)
DUREN, Ernest 09, 10, 11
(Huntsville, Ala.; Lee)
DUSTER, Dominique 09, 10, 12, 13
(Florence, Ala.; Florence)
DUSTER, Mario 01, 02
(Florence, Ala.; Bradshaw)
DUVALL, Bob 70
(Chubuta, Miss.; Cumberland County)
DYAR, James 65
DYAR, Paul 52, 53, 54, 55
(Hamilton, Ala.; Hamilton)
DYAR, Sam 53
(Guin, Ala.)
Dyar, Lewis 63
(LaFayette, Ga.)
DYE, Ches 03, 04
(Pittsboro, Miss.; Bruce)
DYE, John 14
(Huntsville, Ala.; Madison County)

EADS, Josh 94, 95
(Brandon, Fla.; Brandon)
EDDINGER, Cory 09, 10
(Crawfordville, Fla.; Wakula)
EDWARDS, Jamaal 09
(Greensboro, N.C.; Dudley)
EDWARDS, Jeff 85, 86
(Opelika, Ala.; Opelika)
EDWARDS, Michael 93, 94, 95, 96
(West Point, Miss.; West Point)
EDWARDS, Tracy 93
(Prattville, Ala.; Billingsley)
EDWARDS, Tommy 77, 78, 79
(Starke, Fla.; Bradford County)
EGER, Steve 86, 87
(Louisville, Ky.; Oldman County)
ELKINS, Allen 68
(Decatur, Ala.; Decatur)
ELLIOTT, Chris 85
(Homewood, Ala.; Homewood)
ELLISON, Ronald 63
(Decatur, Ala.; Decatur)
ELMORE, David 71, 72
(Bessemer, Ala.; Oak Grove)
ELMORE, Joe 50, 51, 52, 53
(Reform, Ala.)

ELMORE, George 56
(Reform, Ala.)
ELMORE, Randy 68, 69
(Florence, Ala.; Bradshaw)
ELROD, Robert 68, 69
(Arab, Ala.; Arab)
EMMETT, Marcene 76, 77, 78, 79
(Mobile, Ala.; McGill-Toolen)
ERVIN, Delvin 12
(Hattiesburg, Miss.; Oak Grove)
ETHRIDGE, Kirk 83, 84, 85, 86
(Birmingham, Ala.; Woodlawn)
EVANS, Adam 96
(Fort Payne, Ala.; Fort Payne)
EVANS, Chris 83, 84, 85, 86
(Atlanta, Ga.; Fredrick Douglas)
EVANS, Eddie 92, 93, 94, 95
(Cullman, Ala.; Cullman)
EVANS, Ron 02
(Tupelo, Miss.; Tupelo)
EVANS, Stephen 12, 13, 14
(Boston, Mass.; Arch Bishop Williams)
EWING, Rodney 08
(Independence, Kan.; Junction City)
EZELL, Garner 75, 76
(Leoma, Tenn.; Loretto)
EZELL, Petty 58
(Rogersville, Ala.; Rogersville)

FAGGIONI, Tony 95, 96, 97, 98
(Gulf Breeze, Fla.; Gulf Breeze)
FAKUNLE, Sam 99, 00, 01, 02
(Florence, Ala.; Bradshaw)
FANNEY, Brandon 09
(Morristown, Tenn.; Morristown-West)
FARMER, Conner 90, 91
(Pelham, Ala.; Pelham)
FARRIS, Bill 51, 52
(Corinth, Miss.)
FARRIS, Blake 02, 03, 04, 05
(Jasper, Ala.; Walker)
FENDERSON, Gordon 98
(Ft. Lauderdale, Fla.)
FENN, Cody 02
(Killen, Ala.; Brooks)
FELL, Levi 13, 14
(Muscle Shoals, Ala.; Muscle Shoals)
FELTON, Kwame 93
(Birmingham, Ala.; Shades Valley)
FERRELL, Roger 72, 73, 74
(Decatur, Ala.; Decatur)
FETSKO, Andrew 04
(Pensacola, Fla.; Escambia)
FIKES, Harlow 82, 83, 84, 85
(Athens, Ala.; Athens)
FILES, Eric 86, 87
(Queens, N.Y.; Beach Channel)
FLANAGAN, Jacob 04
(Southside, Ala.; Gaston)
FLANAGAN, Nathan 08
(Leighton, Ala.; Colbert County)
FLEMING, Ambria 86, 87, 88, 89
(Enterprise, Ala.; Enterprise)
FLETCHER, Lawson 78, 79, 80, 81
(Moulton, Ala.; Lawrence County)
FLURRY, Bill 55, 56
(Sheffield, Ala.)
FORTSON, Jarmon 10
(Hurtsboro, Ala.; Carver)
FOSTER, C.J. 08, 09, 10
(Tuscumbia, Ala.; Deshler)
FOSTER, Carlos 05
(Hattiesburg, Miss.; Hattiesburg)
FOSTER, Hilliard 07, 08, 09, 10
(Wetumpka, Ala.; Wetumpka)

FOSTER, Tony 89, 90, 91, 92
(Muscle Shoals, Ala.; Muscle Shoals)
FOSTER, Trammel 05
(Haines City, Fla.; Haines City)
FOUNTAIN, Jaron 04, 05
(Winter Haven, Fla.; Haines City)
FOUST, Justin 01, 02, 03, 04
(Russellville, Ala.; Russellville)
FOWLER, L.C. 57, 59
FOWLER, Steve 80
(Tuscaloosa, Ala.; Holt)
FOX, Craig 06, 07
(Kentwood, La.; Jewel M. Summer)
FRANKLIN, Tony 80
(Mobile, Ala.; Murphy)
FRANKS, Ed 67, 68, 69, 70
(Brilliant, Ala.; Brilliant)
FRAZIER, Nate 10
(Atlanta, Ga.; Riverwood)
FREDERICKS, Mike 81, 82, 83, 84
(Tallahassee, Fla.; Leon)
FREE, Aubrey Allen 49
(Decatur, Ala.; Decatur)
FREEMAN, Pat 95, 96, 97
(Cullman, Ala.; West Point)
FREEMAN, Quadry 13, 14
(Guntown, Miss.; Saltillo)
FRIEND, Lydariez 08
(Huntsville, Ala.; Buckhorn)
FRIER, Damon 04, 05
(Newbern, Tenn.; Dyer County)
FRY, Guy 72
(Sheffield, Ala.; Sheffield)
FUKUDA, Yuta 05, 06, 07
(Gumma-Machi, Japan; Takasaki)
FULLER, Bernard 50
FULLER, Wil 72, 75
(Jasper, Ala.; Walker County)
FUQUA, Josh 94, 97
(Rogersville, Ala.; Lauderdale County)
FURLONG, Will 09, 11, 12
(DeLand, Fla.; DeLand)
FUSON, Bimbo 75
(Middlesboro, Ky.; Middlesboro)
FUTCH, Kyle 09, 10
(Ocala, Fla.; Forest)

GADDIS, Dan 90
(Sylacauga, Ala.; Sylacauga)
GALEN, Clark 76
(Miami, Fla.; Palmetto)
GAMBLE, Jody 67, 68, 69, 70
(Scottsboro, Ala.; Scottsboro)
GAMBRELL, Philip 02
(Florence, Ala.; Coffee)
GANDY, Ricky 90, 91
(Starkville, Miss.; Starkville)
GANT, Ed 07, 08
(Fort Myers, Fla.)
GARCIA, Jonathan 06, 07
(Orange Park, Fla.; Orange Park)
GARGIS, David 72
(Leighton, Ala.; Colbert County)
GARNER, Tim 85, 86, 87, 88
(Gordo, Ala.; Gordo)
GARRAD, Gus 61, 62
(Haleyville, Ala.; Haleyville)
GARRETT, Stacy 96
(Roanoke, Ala.; Handley)
GARRIS, Richard 91, 92, 93, 94
(Birmingham, Ala.; Erwin)
GARRISON, Carl 51, 52, 53, 54
GAY, Jimmy 91, 92, 93, 94
(Cordova, Ala.; Cordova)

GEORGE, Nate 92, 93, 94, 95
(Colquitt, Ga.; Miller County)
GHOLSTON, Cedric 95, 97, 98
(Russellville, Ala.; Russellville)
GIBBONS, Mike 72
GIBSON, Bubba 76
(Dadeville, Ala.; Dadeville)
GIBSON, Brett 01
(Conifer, Colo.; Conifer)
GILBERT, Vick 14
(Rogersville, Ala.; Lauderdale County)
GILDER, Andrew 91
(Millbrook, Ala.; Stanhope Elmore)
GILL, James 78, 79, 80, 81
(Athens, Ala.; Athens)
GILL, Stanley 81, 82, 83, 84
(Hartselle, Ala.; Hartselle)
GILLEY, Mike 80, 81, 82, 83
(Phil Campbell, Ala.; Phil Campbell)
GILLOM, Louis 11
(Oxford, Miss.; Oxford)
GIPSON, Jack 82, 83, 84, 85
(Fyffe, Ala.; Fyffe)
GIST, Jordan 14
(Russellville, Ala.; Russellville)
GLASS, Charlie 81, 82, 83, 84
(Sweetwater, Ala.; Sweetwater)
GLASS, James 51, 52
(Bear Creek, Ala.)
GLAZE, Blake 13
(Lanett, Ala.; Springwood)
GLENN, Nick 03
(Bowdon, Ga.; Bowden)
GLENN, Scott 97, 98, 99
(Enterprise, Ala.; Enterprise)
GLENN, Thomas 08, 09, 10, 11
(Hazel Green, Ala.; Hazel Green)
GODDARD, Jimbo 89
(Booneville, Miss.; Booneville)
GODSEY, Bill 55, 56, 57
(Haleyville, Ala.; Haleyville)
GODSEY, R.L. 53
(Haleyville, Ala.; Haleyville)
GOLIDAY, Tim 97, 00, 01
(Starkville, Miss.; Starkville)
GOODE, Chris 82
(Town Creek, Ala.; Hazlewood)
GOODE, Demetrius 11
(LaGrange, Ga.; Hargrave Military)
GOODLOE, Jamarcus 12, 13
(Leighton, Ala.; Colbert County)
GOODMAN, Eric 86
(Columbia, Tenn.; Central)
GOODMAN, Gerald 76, 77
(Blountstown, Fla.; Blountstown)
GOODWIN, Dusty 06, 07
(Demopolis, Ala.; Demopolis)
GOODWIN, Garner 88
(Ft. Lauderdale, Fla.; Cardinal Gibbons)
GORDON, Robert 97, 98, 99
(Mobile, Ala.; Vigor)
GORMAN, Trey 05, 06, 07, 08
(Gardendale, Ala.; Mortimer Jordan)
GRAHAM, Glenn W. 49, 50
(Florence, Ala.)
GRAHAM, Harold 58, 59, 60
(Tuscumbia, Ala.; Deshler)
GRAHAM, Sam 92, 93, 94, 95
(Sylvania, Ala.; Sylvania)
GRANT, James 65, 66, 67, 68
(Florence, Ala.)
GRAVES, Odell 99, 00, 01
(Tuscumbia, Ala.; Deshler)
GRAY, Antonio 01
(Trinity, Ala.; West Morgan)

ALL-TIME LETTERMEN

GRAY, Antyon 08, 09
(Madison, Miss.; Madison Central)
GRAY, Carlo 91, 92
(Gardendale, Ala.; Gardendale)
GRAY, Michael 65
(Fairhope, Ala.)
GREEN, Darryl 89, 90, 91
(Russellville, Ala.; Russellville)
Green, James 08, 09
(St. Petersburg, Fla.; Independence)
GREEN, Lawrence 91, 92
(Natchez, Miss.; South Natchez)
GREENE, Harold 83, 84, 85, 87
(Adamsville, Ala.; Adamsville)
GREENE, Harry 87
(Adamsville, Ala.; Adamsville)
GREEN, Otis 76, 77, 78, 79
(Hanceville, Ala.; Hanceville)
GREENHAW, Greg 89, 90
(Athens, Ala.; Athens)
GREENHAW, Tom 58, 59
(Athens, Ala.; Athens)
GREENLEE, Antwane 11
(Columbus, Ga.; Hardaway)
GRIGGS, Kirk 96, 97, 98, 99
(Scottsboro, Ala.; Scottsboro)
GRIMES, Heath 96, 97, 98
(Moulton, Ala.; Lawrence County)
GRISHAM, Earl 54, 56, 57
(Rogersville, Ala.; Lauderdale County)
GRISHAM, Garrett 10
(Hoover, Ala.; Spain Park)
GROOM, Eric 90, 91, 92, 94, 95
(Cordova, Ala.; Cordova)
GROSS, Cody 92, 93, 94, 95
(Rogersville, Ala.; Lauderdale County)
GRUBB, Johnny 77, 78, 79
(Athens, Tenn.; McMinn County)
GRUBB, Rob 86, 87
(Florence, Ala.; Bradshaw)
GUNN, Chris 04
(Tuscumbia, Ala.; Deshler)
GUNTER, Ken 58, 59
(Haleyville, Ala.; Haleyville)

HAGEDORN, Lee 60, 61
(Cullman, Ala.; Cullman)
HAIR, Clay 92
(Orlando, Fla.; Winter Park)
HALE, Brandon 99, 00
(Lexington, Ala.; Lexington)
HALL, Cedric 10, 11
(Carthage, Miss.; Carthage)
HALL, James 06, 07
(Aimte, La.; Amite)
HALL, John B. 49, 50
(Tuscumbia, Ala.; Deshler)
HALL, Malcolm 88, 90
(Eutaw, Ala.; Eutaw)
HALL, Will 02, 03
(Amory, Miss.; Amory)
HAMILTON, William "Brub" 52, 53, 54, 55
(Athens, Ala.; Athens)
HAMILTON, Dale 49
(Kewanee, Ill.)
HAMER, Jim 52
HAMMOCK, Frankie 74, 75, 76
(Dublin, Ga.; East Laurens)
HAMNER, Troy 53
(Lexington, Ala.)
HAMPTON, Barry 88, 89, 90, 91
(Athens, Ala.; Athens)
HANCOCK, Bill 53
HANCOCK, Dale 67, 68, 69, 70
(Cullman, Ala.; Cullman)

HANNAH, Carl 58, 59
(LaFayette, Ga.)
HANSON, Marty 77, 78, 79
(Addison, Ala.; Addison)
HARBIN, David 71, 72
(Huntsville, Ala.; Butler)
HARBIN, Levorn 95, 96, 97
(Butler, Ala.; Choctaw County)
HARDEN, Tim 74, 75, 76
(Enterprise, Ala.; Enterprise)
HARDY, Otis 04
(Orlando, Fla.; Edgewater)
HARGETT, Teddy 55, 57
(Sheffield, Ala.; Sheffield)
HARGROVE, Billy 71, 72, 73
(Athens, Ala.; Athens)
HARGROVE, Dudley 49
(Florence, Ala.)
HARPER, Ronald 91
(Gulfport, Miss.)
HARPER, Ryan 14
(Stephenville, Texas; Stephenville)
HARRELSON, Clay 06, 07
(Alexander City, Ala.; Benjamin Russell)
HARRIS, Benn 52, 53, 54
(Leighton, Ala.)
HARRIS, Corey 97, 98
(Warner Robins, Ga.; Northside)
HARRIS, Courtney 09, 10
(Jupiter, Fla.; Jupiter)
HARRIS, Eddrick 12, 14
(Courtland, Ala.; R.A. Hubbard)
HARRIS, Eric 88
(Birmingham, Ala.; Vestavia)
HARRIS, Eugene 10
(Atlanta, Ga.; McNair)
HARRIS, John 82, 83, 84
(Pensacola, Fla.; Escambia)
HARRIS, Melvin 12
(Buford, Ga.; Buford)
HARRIS, Robert 74
(Springville, Ala.; Springville)
HARRIS, Ron 80, 81, 82
(Nashville, Tenn.; Maplewood)
HARRIS, Stan 01
(Opelika, Ala.; Opelika)
HARRIS, Steve 80, 81
(Cordova, Ala.; Cordova)
HARRISON, Chad 92
(Fayetteville, Tenn; Lincoln County)
HARRIS, Darvell 14
(Chicago, Ill; Dunbar)
HARRISON, DeAndre 13, 14
(Lithonia, Ga.; Miller Grove)
HARRISON, Hugh 53, 56, 57
(Vernon, Ala.)
HARRISON, Tyler 04
(Killen, Ala.; Brooks)
HARVEY, Len 76
(Tallahassee, Fla.; Leon)
HASTING, Jack 70
HATHORN, Michael 05, 06, 07, 08
(Corinth, Miss.; Corinth)
HATHORN, Samuel 05, 06, 07, 08
(Corinth, Miss.; Corinth)
HATHORN, Wendell 70, 71, 72, 73
(Altoona, Ala.; Susan Moore)
HAWKS, Ben 74, 75, 76
(Gainesville, Ga.; Gainesville)
HAWK, Travis 96, 97, 98, 99
(Huntsville, Ala.; Huntsville)
HAWTHORNE, Tim 10
(Birmingham, Ala.; Homewood)
HAYDEN, Steven 97
(Kennedy, Ala.; South Lamar)

HAYES, Danny 78, 79, 80
(Leeds, Ala.; Leeds)
HAYES, Dusty 95
(Addison, Ala.; Addison)
HAYES, Jarius 92, 93, 94, 95
(Muscle Shoals, Ala.; Muscle Shoals)
HAYNES, Aubrey 73, 74, 75, 76
(Haleyville, Ala.; Haleyville)
HAYNES, Lawrence 90, 92
(St. Rose, La.; Destreham)
HAYNES, Robert 93
(Nettleton, Miss.)
HAYWARD, Terrance 13
(Los Angeles, Calif.; Culver)
HEARON, Mike 81, 82
(Birmingham, Ala.; Banks)
HELD, Rodney 14
(Hazel Green; Ala.; Hazel Green)
ENDERSON, Hayden 13, 14
(Huntsville, Ala.; Grissom)
HENDRIX, Brad 75, 76, 77, 78
(Birmingham, Ala.; Woodlawn)
HENKE, Kevin 14
(St. Louis, Mo.; Francis Howell North)
HENNESSEY, James 51
(Atlanta, Ga.)
HENRY, DeAngelo
(Muskogee, Okla.; South Moore)
HERBERT, E. 60
HERRING, David 93, 94, 95, 96
(Pontiac, Mich.; Pontiac Northern)
HERRING, Ryan 95, 96
(Oxford, Ala.; Oxford)
HESTER, Ray 62, 63, 64, 65
(Phil Campbell, Ala.; Phil Campbell)
HICKEY, Pat 85
(Baltimore, Md.)
HICKMAN, Jyrone 10
(Pahokee, Fla.; Pahokee)
HICKS, Tim 06, 07, 09
(Milry, Ala.; Washigton County)
HIGGINBOTHAM, Frank 76
(Birmingham, Ala.; Hewitt-Trussville)
HIGGINBOTHAM, Ken 87
(Okaloosa, Kan.; Okaloosa)
HILL, Doyle 63, 64
(Rogersville, Ala.; Lauderdale County)
HILL, Eddie 71
(Cullman, Ala.; Cullman)
HILL, Harlon 50, 51, 52, 53
(Killen, Ala.; Lauderdale County)
HILL, Jerry 77, 78, 79, 80
(Killen, Ala.; Brooks)
HILL, Josh 01
(Pulaski, Tenn.; Giles County)
HILL, Lacy 01,02,03,04
(Melbourne, Fla.; Eau Gallie)
HILL, Lane 85
(Altoona, Ala.; West End)
HILL, Marcus 95, 96, 97, 98
(Russellville, Ala.; Russellville)
HINES, David 71
(Florence, Ala.; Rogers)
HITTINGER, Jeff 76, 77
(Tallahassee, Fla.; Leon)
HOBBS, Stevie 86, 87
(Mendenhall, Miss.; Mendenhall)
HODGES, James 50, 51
(Fairfield, Ala.)
HODGES, James 52, 53, 54
HODGES, Richard 66
(Columbus, Ga.)
HOGAN, Charles 94, 95, 96
(Russellville, Ala.; Russellville)

HOGAN, David 68, 69
(Athens, Ala.; Athens)
HOLCOMB, Nathan 95
(Fairview, Ala.)
HOLDERFIELD, Dennis 66, 67, 68
(Courtland, Ala.)
HOLIDAY, John 54, 55, 56
(Sulligent, Ala.; Sulligent)
HOLLAND, Guin 58, 60, 61
(Decatur, Ala.; Decatur)
HOLLAND, Wes 09, 10, 11
(Pelham, Ala.; Pelham)
HOLLEY, Antonio 89, 90, 91, 92
(Alexander City, Ala.; Decatur)
HOLLINGSWORTH, Caldwell 49, 50, 51, 52
(Fayette, Ala.)
HOLLINGSWORTH, Chad 14
(Lexington, Ala.; Lexington)
HOLLIS, Baker 49
(Vernon, Ala.)
HOLLOWAY, Harry 93, 94, 95, 96
(Hamilton, Ala.; Hamilton)
HOLT, Chris 79, 80
(Erwin, Tenn.; Erwin)
HOLT, Chuck 88, 89
(Birmingham, Ala.; Shades Valley)
HOLT, Tim 82
(Tuscumbia, Ala.; Deshler)
HOOPER, Lee 03
(Savannah, Tenn.; Hardin Co.)
HOPE, Al 07
(Millrym, Ala.; Washington, County)
HORN, Tommy 80, 81
(Birmingham, Ala.; Erwin)
HORTON, Joey 00
(Florence, Ala.; Wilson)
HORTON, Matt 00, 01, 02, 03
(Florence, Ala.; Bradshaw)
HORTON, Mike 06, 07, 08, 09
(Florence, Ala.; Bradshaw)
HORTON, Pete 72
HOSKINS, Darrius 00, 01, 02, 03
(Birmingham, Ala.; Erwin)
HOSKINS, Harold 88
(NoCatee, Fla.; DeSoto)
HOUTS, Greg 76
HOVATER, Willie 11, 12
(Muscle Shoals, Ala.; Muscle Shoals)
HUBBARD, Reggie 04, 05, 06, 07
(Russellville, Ala.; Russellville)
HUBBERT, Charles 59
(Birmingham, Ala.; Ensley)
HUGGINS, Martin 02, 03, 04
(Atlanta, Ga.; Woodward Academy)
HUNT, Tim 03, 04, 05, 07
(Mobile, Ala.; Alma-Bryant)
HUTCHINS, Jonathan 97
(Stevenson, Ala.; North Jackson)
HUDSON, Gerald 58, 59, 60
(Tuscumbia, Ala.; Deshler)
HUDSON, Robbie 72, 73, 74, 75
(Lincoln, Ala.; Lincoln)
HUGGINS, Chris 01,02
(Birmingham, Ala.; Hoover)
HUGGINS, Martin 02, 03, 04
(Atlanta, Ga.; Woodward Academy)
HUMPHREY, Mark 87, 88, 89
(Florence, Ala.; Central)
HUMPHREY, Keith 92, 93, 94, 95
(Huntsville, Ala.; Lee)
HUMPHREY, Terence 87
(Huntsville, Ala.; Johnson)
HUNT, Dexter 83, 84, 85
(Jackson, Ala.; Jackson)

ALL-TIME LETTERMEN

HUNT, Neil 58, 59, 60
(Arab, Ala.; Arab)
HUNT, Tim 03, 04, 05, 07
(Mobile, Ala.; Alma-Bryant)
HUNTER, Marcus 91, 92, 93, 94
(Moundville, Ala.; Hale County)
HURST, Bobby 60, 61, 62
(Sheffield, Ala.; Sheffield)
HURST, Matt 06, 07, 08, 09
(Killen, Ala.; Brooks)
HUSBAND, Antwain 95
(Laurel, Miss.; Watkins)
HUTCHINS, Jonathan 98, 99
(Stevenson, Ala.; North Jackson)
HUTCHINS, Skyia 90
(Alexander City, Ala.; Benjamin Russell)
HYCHE, Tarrie 62
(Double Springs, Ala.)
HYDE, Orlon J. 49, 50, 51
(Nauvoo, Ala.)
HYTOWER, Amos 91
(Durrant, Miss.)

IERULLI, Stephen 10
(Bradenton, Fla.; Cardinal Mooney)
INGRAM, Ashley 93, 94, 95, 96
(Iron City, Ga.; Miller County)
INGRAM, Freddie 96, 97
(Leighton, Ala.; Colbert County)
INGRAM, Robert 89, 90
(Iron City, Ga.; Miller County)
IRONS, Ken 77, 78, 79, 80
(Florence, Ala.; Coffee)
ISBELL, Jimmy 69, 70
(Leighton, Ala.; Colbert County)
IVEY, Antwan 10, 11
(Newberry, Fla.; Newberry)
IVY, Glenn 83, 85, 86
(Shannon, Miss.; Okolona)

JACKSON, Al 95
(Prattville, Ala.; Prattville)
JACKSON, Avery 10
(Muscle Shoals, Ala.; Muscle Shoals)
JACKSON, Billy 68
(Russellville, Ala.; Russellville)
JACKSON, Bobby 59, 60, 61, 62
(Sheffield, Ala.; Sheffield)
JACKSON, C.J. 14
(Water Valley, Miss.; Water Valley)
JACKSON, Darnell 10, 11
(Houston, Texas; B.F. Terry)
JACKSON, Darrius 07, 08
(Russellville, Ala.; Russellville)
JACKSON, Jamar 11
(Richmond, Va.; Varina)
JACKSON, Jerry 61
JACKSON, Kevin 92
(Courtland, Ala.; Courtland)
JACKSON, Khyle 13, 14
(Madison, Ala.; Madison Academy)
JACKSON, Marcus 04, 05
(Folkston, Ga.; Charlton County)
JACKSON, Marvin 80
(Starkville, Miss.; New Hope)
JACKSON, Michael 88, 89, 90, 91
(Russellville, Ala.; Russellville)
JACKSON, Ryan 07
9St. Augustine, Fla.; Trinity)
JACKSON, Steve 87, 89
(Dothan, Ala.; Northview)
JACKSON, Vincent 05, 06, 07
(Demopolis, Ala.; Demopolis)
JACOBS, John 85, 88
(Loretto, Tenn.; Loretto)

JACOBS, Rocky 74
(Northport, Ala.; Tuscaloosa County)
JAMES, Brion 12, 13
(Hahnville, La.; Hahnville)
JAMES, Carlow 02
(Demopolis, Ala.; Demopolis)
JAMES, Mark 81, 82
(Grandview, Mo.; Grandview)
JAMES, Terry 97, 98
(Arley, Ala.; Meek)
JAGGERS, Richard 70
(Sulligent, Ala.; Sulligent)
JAMAR, Jarvis 88, 90
(Madison, Ala.; Bob Jones)
JAMES, Terry 97, 98, 99
(Arley, Ala.; Meek)
JARMON, Perry 85, 86, 87, 88
(Decatur, Ala.; Austin)
JEAN-JACQUES, Jonhann 13, 14
(Auburndale, Fla.; Auburndale)
JEFFERSON, Jarrod 10, 11
(Atmore, Ala.; Escambia County)
JEFFREYS, Larry 71, 72, 73, 74
(Florence, Ala.; Central)
JEFFRIES, Jerome 73
(Tuscaloosa, Ala.; Tuscaloosa)
JENKINS, Janoris 11
(Pahokee, Fla.; Pahokee)
JENKINS, Victor 14
(Lumberton, Miss.; Lumberton)
JENNINGS, Bennie 87, 88, 89, 90
(Fayetteville, Tenn.; Lincoln County)
JIMMERSON, Derrick 89
(Sweetwater, Tenn.; Sweetwater)
JIMMERSON, Stacey 89
(Louisville, Miss.; Louisville)
JOHNSON, Barry 72, 73, 74, 75
(Hamilton, Ala.; Hamilton)
JOHNSON, Billy Joe 66, 67, 68, 69
(Tuscumbia, Ala.; Deshler)
JOHNSON, Charles 85, 86
(Hartford, Md.; Joppatatown)
JOHNSON, Chris 08
(Charlottesville, Va.; Charlottesville)
JOHNSON, Clarence 80, 82, 83, 85
(Huntsville, Ala.; Johnson)
JOHNSON, Bobby 59, 60, 61, 62
(Ringold, Ga.)
JOHNSON, Don 65
JOHNSON, Donelli 11, 12
(Starkville, Miss.; Starkville)
JOHNSON, D'Neiko 09
(Decatur, Ala.; Austin)
JOHNSON, J.J. 09
(Seat Pleasant, Md.; St. John's College)
JOHNSON, Johnny 81
(Athens, Ala.; Clements)
JOHNSON, Jonathan 02
(Birmingham, Ala.; Clay-Chalkville)
JOHNSON, Kyle 01
(Daphne, Ala.; Daphne)
JOHNSON, Larry 61
JOHNSON, Marvin 73
(Gardendale, Ala.)
JOHNSON, Michael 06, 07, 08, 09
(Panama City, Fla.; Bay High School)
JOHNSON, Nick 14
(Olive Branch, Miss.; Olive Branch)
JOHNSON, Phillip 82
(Columbus, Miss.; Lee)
JOHNSON, Roy 98
(Coldwater, Ala.; Coldwater)
JOHNSON, Sherman 89, 90, 91
(Pensacola, Fla.; Woodham)

JOHNSON, Tony 91, 92, 93
(Dawson, Ala.; Geraldine)
JOHNSTON, Travis 00, 01, 02, 03
(Auburn, Ala.; Lee-Scott Academy)
JOHNNY, Jones 07
(Hartselle, Ala.; Hartselle)
JONES, Anthony 79
(Birmingham, Ala.; Ensley)
JONES, Barry 63, 64
(Lyons, Ga.)
JONES, Belton 50
(Florence, Ala.)
JONES, Brooks C. 49, 50
(Vernon, Ala.)
JONES, Bruce 82, 83, 84, 85
(Courtland, Ala.; Courtland)
JONES, Chris 95, 96, 97
(Huntsville, Ala.; Grissom)
JONES, Darius 14
(Wiggins, Miss.; Stone County)
JONES, Floyd 12, 13, 14
(Town Creek, Ala.; R.A. Hubbard)
JONES, Herbie 80, 81
(Sheffield, Ala.; Sheffield)
JONES, Jan 13, 14
(Muscle Shoals, Ala.; Muscle Shoals)
JONES, Johnell 00, 01
(Greenville, Miss.; O'Bannon)
JONES, Joseph 63
JONES, Keith 13, 14
(Birmingham, Ala.; Hueytown)
JONES, Kenyatta 93, 94
(Leighton, Ala.; Colbert County)
JONES, Korey 13, 14
(Loganville, Ga.; Grayson)
JONES, Mike 96
(Opa Locka, Fla.)
JONES, Nick 96, 97, 98
(Decatur, Ala.; West Morgan)
JONES, Rodney 85, 87
(Chickamauga, Ga.; Chattanooga Valley)
JONES, T.D. 99, 00, 02
(Decatur, Ala.; Austin)
JONES, Tony 84
(Hampton, Va.; Hampton)
JONES, Warren 87
(Jackson, Miss.; Murrah)
JONES, Willie 92, 93, 94, 95
(Columbia, Tenn.; Central)
JORDAN, Davis 81, 82
(Bessemer, Ala.; McAdory)
JORDAN, Tracy (Bo) 87, 88
(Birmingham, Ala.; Huffman)
JORDAN, Tracey 88
(Muscle Shoals, Ala.; Muscle Shoals)
JORDAN, Walter 67
(Smyrna, Tenn.)
JOY, Tony 89
(Bolivar, Tenn.; Bolivar)

KAKUSKA, Robert 06, 07
(Roswell, N.M.; Roswell)
KEEF, Phillip 92
(Plainview, Ala.; Plainview)
KEITH, Garrett 99, 00, 01, 02
(Tuscaloosa, Ala.; American Christian Academy)
KELLY, Antonio 06
(Brundidge, Ala.; Pike County)
KENNEDY, Charles 73, 74
(Decatur, Ala.; Decatur)
KENNEMER, Brain 89, 90
(Rogersville, Ala.; Lauderdale County)
KEYES, Marcus 94, 95
(Taylorsville, Miss.; Taylorsville)

KEYS, Zack 99
(Memphis, Tenn.; Kirby)
KILLEN, Nathan 89, 90, 91
(Greenhill, Ala.; Rogers)
KIMBLE, Danny 70, 71, 72, 73
(Gadsden, Ala.; Emma Sansom)
KIMBLE, Tahj 14
(Fernandina Beach, Fla.; Fernandina Bch)
KING, Gundrick 99, 00, 01
(Tuscaloosa, Ala.; Tuscaloosa County)
KING, Jack 50
(Kingston Springs, Tenn.)
KING, Kamarrine 14
(Athens, Ala.; Athens)
KING, Scotty 72, 73
(Pampa, Tex.; Pampa)
KIRK, David 63, 64, 65, 66
(Columbus, Ga.)
KIRKPATRICK, Wade 78, 79
(Homewood, Ala.; Homewood)
KNIGHT, Elmer 61, 62, 63
(Meridian, Miss.)
KNIGHT, Mike 72, 73
(Sulligent, Ala.; Sulligent)
KNOWLES, James 82, 83, 84, 85
(Montevallo, Ala.; Shelby Academy)
KNOX, Jeremy 99,00
(Lynnville, Tenn.; Richland)
KOEHN, Barry 72, 73, 74, 75
(Huntsville, Ala.; Butler)
KOLB, Eric 87, 88, 89, 90
(Birmingham, Ala.; Berry)

LAKE, Grant 12, 13, 14
(Arab, Ala.; Arab)
LAMAR, A.J. 93, 94, 95, 96
(Cullman, Ala.; Cullman)
LAMBERT, Willie 94
(Mobile, Ala.; Vigor)
LANE, Cha 10
(Fullerton, Calif.; Creekside, Ga.)
LANE, Chuck 78, 79
(Decatur, Ala.; Decatur)
LANE, J.D. 87, 88
(Clay Center, Kan.; Clay Center)
LANIER, Malcolm 91
(Jones, Ala.; Billingsley)
LATIMORE, James 76
(Columbus, Ga.; Columbus)
LATTIMORE, John 13
(Lexington, N.C.; Lexington Senior)
LAW, Greg 83
(Jacksonville, Ala.; Jacksonville)
LAWLER, Glenn 56, 57
(Russellville, Ala.; Russellville)
LAWRENCE, Freddy 94
(Guin, Ala.; Marion County)
LAWRENCE, Kenneth 54, 55, 56
(Hackleburg, Ala.; Hackleburg)
LAWSON, Daniel 99, 00
(Brentwood, Tenn.; Brentwood)
LAWSON, George 61
LEATHERS, James 03
(Winfield, Ala.; Winfield)
LEATHERS, Taylor 04
Winfield, Ala.; Winfield)
LEDBETTER, Chris 88, 89
(Marion, Ala.; McDowell)
LEE, Shawn 86, 87
(Brooklyn, N.Y.; Erasmus Hall)
LEETH-STEVENS, Antwan 99
(Hanceville, Ala.; Hanceville)
LENTZ, Gene 50
(Decatur, Ala.)
LEVERETT, Demorio 09
(Auburndale, Fla.; Auburndale)

ALL-TIME LETTERMEN

LEWEY, Ronnie 78, 79, 80
(Florence, Ala.; Coffee)
LEWIS, Jack 76, 77, 78, 79
(Huntsville, Ala.; Huntsville)
LEWIS, Marcus 02, 03, 04, 06
(Pensacola, Fla.; Pine Forrest)
LEWIS, Sheldon 14
(Hanceville, Ala.; Hanceville)
LINDSEY, Chip 92
(Madison, Ala.; Bob Jones)
LINDSEY, George 50, 51
(Jasper, Ala.; Walker County)
LINDSEY, Ricky 66, 67, 68
(Sheffield, Ala.; Sheffield)
LOFTIN, Kenny 90, 91, 95, 96
(Montgomery, Ala.; Lee)
LOGAN, Kevin 78
(Delray Beach, Fla.; Atlantic)
LOGAN, Phil 67, 68, 69
(Haleyville, Ala.; Haleyville)
LOGAN, Steve 60, 61, 62, 63
(Haleyville, Ala.; Haleyville)
LONG, Brian 89, 90, 91, 92
(Haleyville, Ala.; Haleyville)
LONG, Chip 02, 03, 04, 05
(Birmingham, Ala.; Mountain Brook)
LONG, Steve 60, 61, 62, 63
LONG, Johnny 69, 70
LOVELACE, Wil 14
(Florence, Ala.; Florence)
LOWE, Herbert 79, 80, 81
(Spanish Fort, Ala.; Fairhope)
LOWRY, Phil 07, 10
(Hatton, Ala.; Hatton)
LUKER, Michael 91
(Moulton, Ala.; Lawrence County)
LUMPKIN, Billy 57
LUNDBERG, David 10, 11, 12, 13
(Winfield, Ala.; Winfield)
LUNDY, Clayton 73, 74, 75, 76
(Rome, Ga.; West Rome)
LYONS, Sherwin 00,01,02,03
(Fort Valley, Ga.; Peach County)

MACK, Earl 94
(Daleville, Ala.; Daleville)
MACKLIEN, Daijon 12
(Auburn, Ala.; Auburn)
MAERTENS, Pat 86
(Radcliff, Ky.; North Hardin)
MALLORY, A.J. 01
(Irwin, Ga.; Wilkinson County)
MALONE, Mo 94
(Muscle Shoals, Ala.; Muscle Shoals)
MANLEY, Cale 92, 93, 94, 95
(Russellville, Ala.; Russellville)
MANN, Jason 01,02,03
(Eclectic, Ala.; Elmore County)
MANSON, Greg 97, 98
(Centerville, Ga.; Northside)
MARKS, Mike 82, 83, 84
(Florence, Ala.; Coffee)
MARSH, Marvin 86, 87
(Gadsden, Ala.; Litchfield)
MARSH, Mike 86,87
(Manhattan, Kan.; Manhattan)
MARSHALL, Larry 66, 67, 68
(Florence, Ala.)
MARTIAL, Philbert 13, 14
(Mobile, Ala.; McGill-Toolen)
MARTIN, Bob 74
(Birmingham, Ala.; Banks)
MARTIN, David 65, 57, 58, 59
(Athens, Ala.; Athens)

MARTIN, David 87, 88
(Wetumpka, Ala.; Holtville)
MARTIN, Randall 99
(Killen, Ala.; Rogers)
MASON, Clifford 81, 82, 83, 84
(Courtland, Ala.; Courtland)
MASON, Ryan 13, 14
(Peasant Grove, Ala.; Pleasant Grove)
MASK, Brett 03, 04, 05
(Huntsville, Ala.; Buckhorn)
MASSEY, Caleb 11, 12, 13
(Sulligent, Ala.; Sulligent)
MATAAFA, Richie 11, 12
(Temecula, Calif.; Chaparral)
MATHIS, Dale 71, 72, 73
(Decatur, Ala.; Decatur)
MATHIS, Roger 68, 69, 70
(Decatur, Ala.; Decatur)
MAYHALL, Lee 12, 13, 14
(Jackson, Tenn.; University School of Jackson)
McARROY, Jhermaine 06
(Pensacola, Fla.; Pensacola)
McBRAYER, Max 49
(Marietta, Ga.)
McCABE, Neal 53
McCANTS, David 07, 08
(Tuscaloosa, Ala.; Tuscaloosa County)
McCANTS, Lonzie 79, 80, 81, 82
(Monroeville, Ala.; Monroeville)
McCARDLE, Greg 03
(Mesquite, Tex.)
McCAULLEY, Brandon 03
(Huntsville, Ala.; Johnson)
McCLAIN, Charles 07, 08, 09, 10
(Oxford, Ala.; Oxford)
McCLENDON, Greg 09
(Columbus, Ga.; Carver)
McCLENTON, Mike 91
(Tallahassee, Fla.; Leon)
McCOLLUM, Darrell 93, 94, 95
(Fayette, Ala.; Fayette County)
McCOMBS, Mike 74, 75, 76
(Hueytown, Ala.; Hueytown)
McCONICO, Greg 02
(Greenville, Ala.; Greenville)
McCORD, Jerrod 91, 92, 93, 94
(Millbrook, Ala.; Marbury)
McCORMACK, William 69, 70, 71
(Leighton, Ala.; Colbert County)
McCOY, Cory 91
(Orlando, Fla.; Evans)
McCRARY, Dan 71, 72
McCULLAR, Seth 98, 99
(Jasper, Ala.; Walker County)
McCURLEY, Chuck 80, 81, 82, 83
(Pensacola, Fla.; Escambia)
McDANIEL, John 02, 03
(Florence, Ala.; Wilson)
McDONALD, Gerald 11
(Tallahassee, Fla.)
McGEE, Bill 61
(Athens, Ala.; Athens)
McGEE, Johnny 66, 67, 68, 69
(Lawrenceburg, Tenn.; Lawrence County)
McGEE, Ollie 78, 79, 80, 81
(Athens, Ala.; Athens)
McGOWEN, Matthew 01
(Tuscaloosa, Ala.; Tuscaloosa County)
McGREGORY, Shannon 88, 89
(Florence, Ala.)
McKINLEY, Danny 80, 81, 84, 85
(Tuscaloosa, Ala.; Holt)
McKINNEY, Ronnie 70
(Booneville, Miss.)

McKINNON, Ronald 92, 93, 94, 95
(Elba, Ala.; Elba)
McLENDON, Mike 08
(Quitman, Miss.; Quitman)
McLEOD, Roman 90, 91
(Ozark, Ala.; Carrol)
McMINN, Tony 71, 72, 73
(Muscle Shoals, Ala.; Muscle Shoals)
McMULLEN, Anthony 91
(Tuscaloosa, Ala.; Central)
McMURRAIN, Nelson 78, 79, 80, 81
(Delray Beach, Fla.; Atlantic)
McNAIR, Brian 05, 06
(Florence, Miss.; Florence)
McNEALY, Genario 08
(Perry, Fla.; Taylor County)
McQUARLEY, Marcus 11
(Meridian, Miss.; Meridian)
McSWAIN, Mico 09
(Richton, Miss.; Richton)
MEEKS, Ronald 55, 56, 57
(Sheffield, Ala.; Sheffield)
MERRITT, Anthony 03,04,05, 06
(Columbus, Ga.; Shaw)
MERRITT, Marc 73, 74, 75, 76
(Birmingham, Ala.; Shades Valley)
MERRROW, Thor 09, 10
(Buford, Ga.; Buford)
MESSING, Jason 04, 05, 06, 07
(Knoxville, Tenn.; Farragut)
METCALF, Dallas 82, 84, 85
(Odessa, Tex.; Odessa)
METCALF, Mike 98, 99, 00, 01
(Hamilton, Ala.; Asbach)
MICHAEL, Randy 77, 78
(Lyons, Ga.)
MIDDLEBROOKS, Tony 95, 96
(Tupelo, Miss.; Tupelo)
MILLER, Bobby 58
MILLER, Greg 73
(Mobile, Ala.; Murphy)
MILLER, Myron 88, 89, 90, 91
(Starkville, Miss.; Starkville)
MILLIAM, Mo 11
(Atlanta, Ga.; Creekside)
MILWEE, A.J. 05, 06, 07, 08
(Boaz, Ala.; Boaz)
MISTER, Lonnie 86, 87
(Morehead City, N.C.; West Carteret)
MITCHELL, Bryant 90
(Leighton, Ala.; Colbert County)
MITCHELL, Isaac 98
(Columbia, S.C.; Columbia)
MITCHELL, Michael 96
(Gilas, Ala.; Southern Choctaw)
MITCHELL, Mike 98, 99
(Navarre, Fla.; Gulf Breeze)
MITCHELL, Neal 07
(Clarksdale, Miss.; Clarksdale)
MITCHELL, Spry 72
MONTGOMERY, Monte 95
(Belmont, Miss.; Belmont)
(Florence, Ala.; Coffee)
MIZELL, Jerry 72, 73, 74, 75
(Decatur, Ala.; Decatur)
MOCK, Durell 49, 50, 51, 52
(Talladega, Ala.; Talladega)
MONCRIEF, Michael 96, 97
(Raleigh, Miss.; Raleigh)
MONTGOMERY, Josh 10, 11
(Russellville, Ala.; Russellville)
MOONEYHAM, David 02,03
(Amory, Miss.; Amory)
MOORE, Asmar 14
(Lanett, Ala.; Lanett)

MOORE, Buddy 51, 52, 53, 54
(Sheffield, Ala.; Sheffield)
MOORE, Cepeda 95
(Philadelphia, Miss.; Neshoba Central)
MOORE, Charles 50
(Florence, Ala.; Coffee)
MOORE, Hamp 78, 79, 80, 81
(Albertville, Ala.; Albertville)
MOORE, James 97, 98, 99, 00
(Vernon, Ala.; Lamar County)
MOORE, John 86
(Clements, Ala.; Clements)
MOORE, Robert 80, 81, 82, 83
(Hartselle, Ala.; Hartselle)
MOORE, Sam 80
(Florence, Ala.; Central)
MOORE, Thomas 94, 95, 96, 97
(Cullman, Ala.; West Point)
MOORE, Tyrone 99
(Cedar Bluff, Ala.; Cedar Bluff)
MORGAN, DeAndre 11
(Riviera Beach, Fla.; Suncoast)
MORGAN, Hezzie 70, 71, 72
(Jasper, Ala.; Walker County)
MORGAN, Jason 06, 07
(Jonesboro, Ark.; Nettleton)
MORRIS, Andy 73, 74, 75
(Huntsville, Ala.; Butler)
MORRIS, Jay 98, 01
(Huntsville, Ala.; Grissom)
MORRIS, Lee 92, 93, 94
(Florence, Ala.; Bradshaw)
MORRISON, Andy 02
(Trussville, Ala.; Hewitt-Trussville)
MORROW, Joe 60, 61
(Cordova, Ala.; Cordova)
MORROW, Tony 85, 86, 87
(Decatur, Ala.; Austin)
MORSE, Jeff 76
(Trafford, Ala.; Locust Fork)
MORTON, Bill 70, 71, 72
(Tuscumbia, Ala.; Deshler)
MOSELEY, Joe 57, 58, 59
(Sulligent, Ala.; Sulligent)
MURRAY, Mike 73, 74
(Gainesville, Ga.; Gainesville)
MURRELL, Royal 85
(Lexington, N.C.; Lexington)
MUSICK, John 74, 75
(Midland City, Ala.; Dale County)

NAUMAN, Kevin 82, 83, 84, 85
(Enterprise, Ala.; Enterprise)
NAVE, Mike 71, 72
(Athens, Ala.; Clements)
NEAL, Danny 76
(Birmingham, Ala.; Banks)
NEAL, Riley 85, 86, 87, 88
(Enterprise, Ala.; Enterprise)
NELOMS, Parvin 98
(Leighton, Ala.; Colbert County)
NELSON, Troy 88, 89, 90, 91
(Starkville, Miss.; Starkville)
NEWTON, Josh 02
(Fulton, Miss.; Itawamba)
NICHOLLS, Kenny 86
(Baltimore, Md.; Calvert Hall)
NIXON, H.T. 78
(Tarpon Springs, Fla.; Tarpon Springs)
NOAH, Jared 02, 03
(Hokes Bluff, Ala.; Hokes Bluff)
NORD, Mike 90
(Louisville, Ky.; St. Xavier)
NORTHAN, Benny 67, 68
(Vernon, Ala.)

ALL-TIME LETTERMEN

NORRIS, Tim 68, 69
(Russellville, Ala.; Russellville)

OGLESBY, Davian 06
(Toccoa, Ga.; Stevens County)

OGLESBY, Evan 01, 02, 03, 04
(Toccoa, Ga.; Stephens County)

OGLESBY, Marvin 90, 91
(Atlanta, Ga.; Towers)

O'JIBWAY, Nathen 11
(North Fort Myers, Fla.; North Fort Myers)

O'KELLEY, Robert 65, 66, 67, 68
(Rossville, Ga.; Rossville)

O'NEIL, Joe 90, 91, 92
(Blue Ridge, Ga.; Fannin County)

ORR, Dimitri 12, 13
(Eastaboga, Ala.; Oxford)

ORR, Kerry 08, 09
(Shannon, Miss.; Shannon)

ORR, Printiss 91
(Courtland, Ala.; Courtland)

OTI, Kem 03, 05
(Huntsville, Ala.; Lee)

OWEN, Ben 96, 97, 98, 99
(Athens, Ala.; Athens)

OWENS, Alfred 91
(Alexander City, Ala.; Benjamin Russell)

OWENS, Wayne 69, 70
(Cherokee, Ala.; Cherokee)

PACKER, Eric 05, 06
(Pine Hill, Ala.; Wilcox Central)

PARKER, Austin 14
Sugar Hill, Ga.; North Gwinnett)

PARKER, Paul 95
(Huntsville, Ala.; Huntsville)

PARKER, Preston 09
(Delray Beach, Fla.; Atlantic)

PARKER, Richard 49

PARKER, William Don 49, 50, 51
(Hillsboro, Ala.)

PARKS, Marvin 70
(Muscle Shoals, Ala.; Muscle Shoals)

PARNELL, Brendan 05
(Petaluma, Calif.; Casa Grande)

PARNELL, Edgar 93, 94, 97
(Birmingham, Ala.; West End)

PARRISH, Bennie 86
(Winfield, Ala.; Winfield)

PARRISH, Marshall 94
(Atlanta, Ga.; Central Guinnett)

PARVIN, Paul 71, 72, 73, 74
(Huntsville, Ala.; Lee)

PATE, Alan 91
(Cordova, Ala.; Cordova)

PATRICK, O.J. 90, 91, 92, 93
(Colquitt, Ga.; Miller County)

PATTERSON, Aderrious 99, 00
(Rockingham, N.C.; Richmond Senior)

PATTERSON, Brad 84
(Dalton, Ga.; Dalton)

PATTERSON, Brian 82, 83, 84
(Dalton, Ga.; Dalton)

PATTERSON, Buck 90
(Itawamba, Miss.)

PATTERSON, Chuck 76, 77, 78, 79
(Opp, Ala.; Opp)

PATTERSON, Frankie 69, 70, 71, 72
(Florence, Ala.; Bradshaw)

PATTERSON, Hal 98, 99, 00
(Guntersville, Ala.; Guntersville)

PATTERSON, Jeff 78, 79, 80, 81
(Florence, Ala.; Central)

PATTERSON, Orlando 97, 98
(Jackson, Miss.; Callaway)

PATTON, Marquez 06
(Huntsville, Ala.; Butler)

PAUL, Larry 99, 00
(Moody, Ala.; Moody)

PAUL, Brandon 09
(Tallahassee, Fla.; Lincoln)

PAYNE, Tobias 14
(Decatur, Ala.; Austin)

PEARCE, Kevin 96, 97, 98
(Huntsville, Ala.; Huntsville)

PEARSON, Donald 74, 75, 76
(Birmingham, Ala.; West End)

PEARSON, Kevin 86
(Florence, Ala.; Coffee)

PECK, Larry 76, 77, 78
(Tuscumbia, Ala.; Deshler)

PELMORE, Mark 87, 88
(Champaign, Ill.; Urbana)

PERKINS, George 64, 65, 66, 67
(Florence, Ala.; Central)

PETERSON, Tyler 97, 98, 99, 00
(Louisville, Miss.; Louisville)

PHELON, Chris 87, 88, 89, 90
(Mobile, Ala.; Mary Montgomery)

PHILLIPS, Clarence 56, 57, 58
(Birmingham, Ala.)

PHILLIPS, Matt 98, 99, 00, 01
(Birmingham Ala.; Hewitt-Trussville)

PHILLIPS, Michael 05, 06, 07, 08
(Alexander City, Ala.; Central Coosa)

PHILLIPS, Rashad 10, 11
(Virginia Beach, Va.; Landstown)

PHILLIPS, Wendell 84, 85, 86, 87
(Leighton, Ala.; Colbert County)

PHILLIPS, Zack 93, 94, 95, 96
(Atlanta, Ga.; Lakeside)

PICKENS, Don 54, 55, 56
(Sheffield, Ala.; Sheffield)

PICKETT, Brandenn 07, 08, 09
(Prattville, Ala.; Prattville)

PICKETT, Cartez 11, 12
(Birmingham, Ala.; Wenonah)

PIERCE, Brad 94, 95, 96, 97
(Jemison, Ala.; Jemison)

PIKE, Bill 62, 63, 64, 65

PINDER, Henry 99
(Miami, Fla.; Centreville)

PITTMAN, Domini 06, 07, 08, 09
(Pensacola, Fla.; Pine Forest)

PITTS, Braxton 14
(Hanceville, Ala.; Hanceville)

PLAISANCE, Lionel 79
(Tampa, Fla.; Plantation)

PLUNKETT, Matt 01
(Arab, Ala.; Arab)

POE, Gabe 13
(Pheba, Miss.; West Oktibbeha)

POINTER, Ben 78, 79, 80, 81
(Birmingham, Ala.; Huffman)

POINTER, Melvin 76
(Moulton, Ala.; Lawrence County)

PONTIUS, Taylor 12, 14
(Biloxi, Miss.; Biloxi)

POOL, Kelly 74
(Lanette, Ala.; Lanette)

POOLE, Bimol 49, 51, 53
(Florence, Ala.)

PORTER, Richard 81, 82, 83
(Pensacola, Fla.; Pensacola Catholic)

PORTER, T.J. 09
(Pahokee, Fla.; Pahokee)

POTTS, Tracy 92
(Richland, Tenn.; Richland)

POUNDERS, Terry 68, 69
(Russellville, Ala.; Russellville)

POWELL, Hoyt 54

POWELL, J.J. 99, 00
(Fyffe, Ala.; Fyffe)

PRATER, Henry 58, 59, 60, 61
(Florence, Ala.; Coffee)

PRATER, Jim 54, 55, 56
(Florence, Ala.)

PRATER, Sam 80, 81
(Florence, Ala.; Coffee)

PRESSLEY, Paul 77, 78, 79, 80
(Birmingham, Ala.; West End)

PRIDE, Bobby Joe 68, 69, 70
(Decatur, Ala.; Decatur)

PRUETT, Scott 89, 90, 91, 92
(Jacksonville, Fla.)

PUCKETT, Brian 14
(Rogersville, Ala.; Lauderdale County)

PUGH, Colby 09
(Haleyville, Ala.; Haleyville)

PURIFOY, Tristan 10, 11
(Hanceville, Ala.; Hoover)

QUALLS, Brian 01, 02, 03
(Savannah, Tenn.; Hardin County)

QUINN, Rayburn 63, 64
(Ardmore, Ala.; Ardmore)

RALPH, Roger 73, 74, 75
(Arab, Ala.; Arab)

RAMSEY, Cedrick 93, 94
(Parrish, Ala.; Parrish)

RANKIN, Thomas 83
(Mobile, Ala.; Murphy)

RAY, Blake 08, 09, 10, 12
(Wetumpka, Ala.; Wetumpka)

RAY, Dustin 04, 05
(Southaven, Miss.; Southaven)

RAY, Wayne 61

RAYAM, Josh 03
(Tallahassee, Fla.; Leon)

RAYBON, Israel 92, 93, 94, 95
(Huntsville, Ala.; Lee)

RAYFIELD, Don 54, 55
(Lawrenceburg, Tenn.; Lawrence County)

RAYFIELD, Rex 57, 58
(Lawrenceburg, Tenn.; Lawrence County)

RAYMOND, David 08
(Atlanta, Ga.; Dalton)

REA, Kyle 99, 00
(Russellville, Ala.; Russellville)

REDCROSS, Jeff 90, 91, 92, 93
(Madison, Ala.; Sparkman)

REDFEARN, Kenston 13
(Lexington, N.C.; Lexington Senior)

REDWINE, Jack 56, 57, 58
(Cherokee, Ala.; Cherokee Vocational)

REED, Freddie 14
(West Point, Miss.; West Point)

REED, Gerald 03, 04, 06
(Daphne, Ala.)

REED, Orban 96
(Houston, Tex.; Aleif Hastings)

REED, Shawn 99, 00
(Maplesville, Ala.; Maplesville)

REEDUS, Jalen 12, 13, 14
(Birmingham, Ala.; Clay-Chalkville)

REESE, Bryant 83
(Leeds, Ala.; Leeds)

REDFEARN, Kenston 12
(Lexington, N.C.; Lexington Senior)

REID, Andrew 04, 05, 06
(Birmingham, Ala.; Homewood)

RENN, Scott 00, 01
(Ralph, Ala.; American Christian)

REYNOLDS, Tim 88
(Dothan, Ala.; Northview)

RICE, Reggie 04, 05
(Tuscaloosa, Ala.; Central)

RICH, Richie 09
(Marietta, Ga.; Wheeler)

RICH, Steven 14
(Savannah, Tenn.; Hardin County)

RICHARD, Don 68, 69
(Cullman, Ala.; Cullman)

RICHARD, Ivan 72, 73, 74, 75
(Cullman, Ala.; Cullman)

RICHARDSON, Carlos 96
(Birmingham, Ala.; West End)

RICHARDSON, Eric 06, 07, 08
(Florence, Ala.; Florence)

RICHARDSON, Travis 52, 53, 54
RICHARDSON, Zac 99
(Florence, Ala.; Bradshaw)

RICKMAN, Carl 96, 97, 98, 99
(Sheffield, Ala.; Sheffield)

RICKMAN, Mark 61, 62

RICKS, Marquis 89, 90
(Florence, Ala.; Bradshaw)

RICKS, Michael 85, 86
(Leighton, Ala.; Colbert County)

RIDLEY, Neal 83, 84
(Piedmont, Ala.; Piedmont)

RIGGINS, E.J. 06, 07, 08, 09
(Birmingham, Ala.; Spain Park)

RILES, Jason 01
(Bessemer, Ala.; McAdory)

RILEY, Fred 80, 81
(Birmingham, Ala.; Minor)

RITCH, R.W. 53
(Hamilton, Ala.; Hamilton)

RIVERS, James 13, 14
(Irondale, Ala.; Shades Valley)

RIVERS, Jusmon 07, 08, 09, 10
(Harvest, Ala.; Sparkman)

ROBERTS, Jermaine 95, 96
(Rome, Ga.; Pepperell)

ROBERTS, Jim 64, 65
(Haleyville, Ala.; Haleyville)

ROBERTS, Josh 09, 10, 11, 12
(Wetumpka, Ala.; Wetumpka)

ROBERTSON, Gary 10
(Huntsville, Ala.; Huntsville)

ROBERTSON, James 13
(Cullman, Ala.; Cullman)

ROBINSON, H.S. 61, 62
(Vernon, Ala.)

ROBINSON, James 81
(Bessemer, Ala.; Jess Lanier)

ROBINSON, Kyle 98, 99, 00, 01
(Huntsville, Ala.; Lee)

ROBINSON, Lyndell 91
(Birmingham, Ala.; Shades Valley)

ROBINSON, Patrick 14
(Huntsville, Ala.; Sparkman)

ROBINSON, Travis 10, 11
(Tuscaloosa, Ala.; Hillcrest)

ROCKETT, Carson 96
(Trussville, Ala.; Hewitt-Trussville)

ROGERS, Steve 82, 83, 84, 85
(Cumming, Ga.; Forsythe County)

ROLLINS, Mike 80, 81, 82, 83
(Lithonia, Ga.; Lithonia)

ROLLINS, Mitch 81
(Atlanta, Ga.; Northeast)

ROMINE, Alton 51, 52, 53
(Rogersville, Ala.; Lauderdale County)

ROMINE, Richard 66
(Florence, Ala.)

ROPER, Jerome 88
(Foley, Ala.; Foley)

ROSE, Burnis 74, 75, 76
(Leeds, Ala.; Leeds)

ALL-TIME LETTERMEN

ROSE, Daron 10, 11
(Tampa, Fla.; Jefferson)
ROSS, Howard 75, 76, 78, 79
(Birmingham, Ala.; Woodlawn)
ROWE, Antoine 96
(Ft. Wayne, Ind.; Van Klert)
ROY, LaDrake 11, 12, 13
(Florence, Ala.; Florence)
RUCKER, Terry 02, 03
(Birmingham, Ala.; Tarrant)
RUFFIN, Reginald 94, 95, 96, 97
(Butler, Ala.; Choctaw County)
RUSH, Tyrone 89, 91, 92, 93
(Philadelphia, Miss.; Neshoba Central)
RUSHING, Bobby 96
(Live Oak, Fla.; Suwannee)
RUSSELL, Albert 08, 09, 10
(Canyon County, Calif.; Dorsey)
RUSSELL, Bobby 65, 66, 67
(Florence, Ala.)
RUSSELL, Chris 04
(Birmingham, Ala.; Gardendale)
RUTLAND, Brioni 04
(Tuscumbia, Ala.; Deshler)
RUTLAND, Kenneth 63
(Leighton, Ala.)
RUTHERFORD, Dexter 82, 83
(Hatton, Ala.; Hatton)
RYDER, Tom 88
(Vernon, Ala.; Lamar County)
RYLAND, Keith 73
(Decatur, Ala.; Austin)

SALEHI, Daryoush 01
(Huntsville, Ala.; Grissom)
SALOMANSKY, Ashly 14
(Huntsville, Ala.; Hazel Green)
SALTER, Isaac 87, 88
(Dothan, Ala.; Northview)
SANDERS, Camron 02, 03
(Jasper, Ala.; Walker County)
SANDERS, Dean 81, 82, 83, 84
(Huntsville, Ala.; Butler)
SANDERS, Paul 93, 94, 95
(Parrish, Ala.; Parrish)
SANDERSON, Gene 55, 56, 57
(Hamilton, Ala.; Hamilton)
SANDERSON, R.C. 60, 61, 62
(Hamilton, Ala.; Hamilton)
SANDERSON, Wayne 59, 60
(Hamilton, Ala.; Hamilton)
SANFORD, Herbert 49, 50, 51
(Manchester, Ala.)
SAPPINGTON, Justin 95, 96, 97, 98
(Guin, Ala.; Marion County)
SATTERFIELD, Brian 89, 90, 92, 93
(Epworth, Ga.; Fannin County)
SATTERFIELD, Clint 80, 81, 82
(Hartsville, Tenn.; Trousdale County)
SAVAGE, Jim 54
SAYLOR, Vinnie 03, 04, 05
(New Orleans, La.; De La Salle)
SCHMITT, David 79, 80, 81, 82
(Huntsville, Ala.; Lee)
SCHNEIDER, Tom 08
(Walnut Creek, Calif.; Laf-Lomas)
SCHRADER, Tony 93, 94
(Fort Payne, Ala.; Fort Payne)
SCHULTZ, Jerry 64, 65, 66, 67
(Huntsville, Ala.; Lee)
SCHUSTER, Michael 11, 12, 13
(Decatur, Ala.; Decatur)
SCOGGINS, Greg 92
(Dothan, Ala.; Dothan)

SCOTT, Gynera 86
(Florence, Ala.; Central)
SCOTT, Hagan 14
(Birmingham, Ala.; Hoover)
SCOTT, Kevin 97, 98, 99, 00
(Gardendale, Ala.; Shades Valley)
SCOTT, Scotty 80, 81
(Birmingham, Ala.; Minor)
SCOTT, Wesley 83, 84, 85
(Lucedale, Miss.; George County)
SEARS, Chad 97, 98, 99, 00
(Russellville, Ala.; Russellville)
SEAMONS, Shane 97
(Decatur, Ala.; Austin)
SELF, Mike 86
(Birmingham, Ala.; Vestavia)
SEXTON, Tobin 73, 74, 75, 76
(Chamblee, Ga.; Lakeside)
SHACK, Dusty 04, 05
(Florence, Miss.; Mendenhall)
SHAYER, Fred 55
(Garden City, Ala.)
SHAW, Chris 84, 85, 86
(Birmingham, Ala.; Homewood)
SHELTON, Demetrea 93, 95, 96
(Jasper, Ala.; Walker County)
SHERRILL, Nolen 51, 52
(Phil Campbell, Ala.; Phil Campbell)
SHERROD, Oretha 98
(Town Creek, Ala.; Hazlewood)
SHIPP, Mike 76
(Arab, Ala.; Arab)
SHIPP, Thomas 92
(Sylvester, Ga.; Worth County)
SHIRLEY, Scott 83, 84
(Gordo, Ala.; Gordo)
SHIRLEY, Tony 84, 85, 86
(Gordo, Ala.; Gordo)
SHOULDERS, Keith 81
(Tanner, Ala.; Tanner)
SHURDEN, Scott 06, 07
(Noxapater, Miss.; Neshoba Central)
SILLS, Trenaine 07
(Miramia, Fla.; Miramia)
SIMMONS, Colby 03
(Atlanta, Ga.; Frederick Douglass)
SIMMONS, Diamond 12, 13, 14
(Hanceville, Ala.; Hanceville)
SIMPSON, Anthony 86
(Leighton, Ala.; Colbert County)
SIMPSON, Chris 09, 10, 11, 13
(Florence, Ala.; Florence)
SIMS, Chavez 14
(Mize, Miss.; Mize)
SIMS, Jeff 81, 82, 83, 84
(Pensacola, Fla.; Escambia)
SIMS, Justin 14
(Decatur, Ga.; Redan)
SIMS, Marcus 09
(Tallahassee, Fla.; Florida Christian)
SIMS, Marlon 06
(Hoover, Ala.; Hoover)
SIMS, Norman 74, 75, 76
(Phenix City, Ala.; Pacelli)
SINGLETON, DeJuan 90
(Natchez, Miss.; South Natchez)
SIRMONES, Curtis 77, 78
(Lake Butler, Fla.; Union County)
SISSON, Harold 55, 56, 57
(Haleyville, Ala.; Haleyville)
SIZEMORE, Tyler 12, 13
(Apalachicola, Fla.; Port St. Joe)
SLAUGHTER, Rock 12
(Muscle Shoals, Ala.; Muscle Shoals)

SMALL, Bill 56
(Arab, Ala.; Arab)
SMITH, Ben 07
(West Palm Beach, Fla.; The Kings Academy)
SMITH, Brian 99
(Lawrenceburg, Tenn.; Lawrence County)
SMITH, Daryl 81, 82, 83, 84
(Opelika, Ala.; Opelika)
SMITH, David 66
(Huntsville, Ala.)
SMITH, David S 83, 84, 85, 87
(Opelika, Ala.; Opelika)
SMITH, Don 79, 80, 81, 82
(Huntsville, Ala.; Lee)
SMITH, Gerald 93, 94, 95, 96
(Moss Point, Miss.; Moss Point)
SMITH, Ganum 67, 68, 69, 70
(Florence, Ala.; Coffee)
SMITH, Jarret 14
(Jackson, Miss.; Lanier)
SMITH, Jason 95
(Frogmore, S.C.; Beaufort)
SMITH, Jason 11, 12, 13
(Gurley, Ala.; Madison County)
SMITH, Jeff 85, 86, 87, 88
(Nashville, Tenn.; Stratford)
SMITH, Jerome 80
(Americus, Ga.; Americus)
SMITH, John D. 53, 54, 55
(Harvest, Ala.)
SMITH, Lamar 12, 13
(Gulfport, Miss.; Gulfport)
SMITH, Lee 89
(Carbon Hill, Ala.; Carbon Hill)
SMITH, Micah 07
(West Palm Beach, Fla.; The Kings Academy)
SMITH, Myles 74, 75, 76, 77
(Birmingham, Ala.; West End)
SMITH, Paul 79, 80
(Columbus, Miss.)
SMITH, Ricky 75
(College Park, Ga.; North Clayton)
SMITH, Sammy 59, 60
(Talladega, Ala.; Talladega)
SMITH, Shaquille 13, 14
(Jackson, Miss.; Lanier)
SMITH, Sherrill 57
(Athens, Ala.; Athens)
SMITH, Tim 13
(Birmingham, Ala.; Midfield)
SMITH, Tyler 13, 14
(Rogersville, Ala.; Lauderdale County)
SMITH, William 49, 50
(Florence, Ala.)
SMITH, Zac 02
(Cullman, Ala.; Cullman)
SMOTHERS, Shane 93, 94
(Jasper, Ala.; Curry)
SNIPES, Ja'Marcus 01, 02, 03, 04
(Opelika, Ala.; Opelika)
SOFTLEY, John 98, 99, 00, 01
(Parrish, Ala.; Parrish)
SPARKS, Kendrick 13
(Fayette, Ala.; Fayette County)
SPENCER, Charles 95
(Los Angeles, Calif.; Cerritos)
SPENCER, Kenny 07, 09
(Glenwood, Iowa; Glenwood)
SPRINGER, Heath 93
(Loretto, Ala.; Loretto)
SPURLING, Coty 12, 13
(Hobson City, Ala.; Oxford)
STAMBA, Steve 89, 90, 91
(Pelham, Ala.; Pelham)

STANTON, Terrance 07, 08, 09
(Clearfield, Utah)
STAPLER, Gary 68, 69
(Huntsville, Ala.; Butler)
STEARNS, Shane 94, 95, 96, 97
(Birmingham, Ala.; Erwin)
STEELE, Charles 85
(Leighton, Ala.; Colbert County)
STEELE, Doyce 71
(Huntsville, Ala.; Buckhorn)
STEELE, Robert 75, 76, 77
(Columbus, Ga.; Hardaway)
STEELE, Rodney 04, 05
(Huntsville, Ala.; Johnson)
STEELE, Wallace 99, 00, 05
(Huntsville, Ala.; Johnson)
STEPHENS, Lawrence 73
(Phenix City, Ala.; Central)
STEPHENS, Russell 96, 97, 98, 99
(Thomasville, Ala.; Thomasville)
STEPP, Brad 90, 91, 93
(Decatur, Ala.; Austin)
STEWART, Ryan 02, 03
(Jasper, Ala.; Walker)
STEWART, Skylar 12, 13
(Jasper, Ala.; Walker)
STEWART, Stacey 91
(Naples, Fla.; Lely)
STEWART, Steve 74, 75
(Decatur, Ala.; Austin)
STODDARD, Jamie 93, 94, 95
(Florence, Ala.; Bradshaw)
STODDARD, Osmond 96
(Fr. Lauderdale, Fla.; Dillard)
STOOKSBERRY, Terry 76, 77, 78
(Florence, Ala.; Bradshaw)
STOREY, Dennis 92, 94
(Ripley, Miss.; Ripley)
STOUDMIRE, Dewey 00
(Birmingham, Ala.; Clay-Chalkville)
STOVER, Pierre 06, 07
(Courtland, Ala.; R.A. Hubbard)
STRAIN, Bill 71, 72, 73
(Athens, Ala.; Athens)
STRAUGHTER, Bobby 79
(Aberdeen, Miss.)
STRAWN, Tommy 61
(Carrollton, Ala.; Carrollton)
SRICKLAND, Frank 73
(Gainesville, Ga.; Gainesville)
STROZIER, Gene 56
(Clay, La.)
STYLES, Clay 96, 97, 98
(Hartselle, Ala.; Hartselle)
SUGGS, Quintez 04, 07
(Russellville, Ala.; Russellville)
SUGGS, Santana 05, 08
(Russellville, Ala.; Russellville)
SULLINS, S.E. 61
(Hackleburg, Ala.; Hackleburg)
SULLINS, Tommy 52
(Hamilton, Ala.; Hamilton)
SULLIVAN, Delvin 92, 93
SULLIVAN, Jonathan 08, 09
(Hoover, Ala.; Spain Park)
SUMMERFORD, Jeff 90
(Cherokee, Ala.; Cherokee)
SUMMERHILL, Harvey 89, 90, 91, 92
(Tuscumbia, Ala.; Deshler)
SUMMERS, Walt 89, 90
(Bristol, Fla.; Liberty County)
SURBAUGH, Jeff 90, 91, 92, 93
(New Martinsville, WV; Magnolia)
SUTHERLAND, Brian 12
(Smyrna, Ga.; Campbell)

ALL-TIME LETTERMEN

SWOPES, Harold 89 (Decatur, Ala.; Decatur)	SWOPES, Harold 14 (Decatur, Ala.; Decatur)	TALLENT, Chris 96, 97, 98 (Gaylesville, Ala.; Gaylesville)	TANNER, Beau 03, 04, 05 (Longview, Wash.; Mark Morris)	TANNER, Kentrel 05, 06 (Brandon, Miss.; Brandon)	TANNIEHILL, James 77, 78 (Alabaster, Ala.; Thompson)	TAPSCOTT, Jaques 88, 89 (Hartselle, Ala.; Hartselle)	TATE, Deivon 09 (Miami, Fla.; Booker T. Washington)	TATE, Jason 09 (Orlando, Fla.; Seminole)	TATE, Zach 14 (Columbia, Tenn.; Columbia Central)	TAYLOR, Jonathan 01, 02, 03 (New Orleans, La.; Ecole Classique)	TAYLOR, Joseph 05 (Moss Point, Miss.; East Central)	TAYLOR, Kin 91, 92, 93, 94 (Eclectic, Ala.; Elmore County)	TAYLOR, Kolby 10 (Oak Grove, Ala.; Oak Grove)	TAYLOR, Marvin 50 (Decatur, Ala.; Dectur)	TAYLOR, Milton 79, 80, 81, 82 (Tampa, Fla.; Thomas Jefferson)	TAYLOR, Seth 01 (Gadsden, Ala.; Etowah)	TAYLOR, Stanley 90 (Wetumpka, Ala.; Wetumpka)	TAYLOR, Wendell 52, 53, 54, 55 (Bridgeport, Ala.)	TAYLOR, Willie 74 (Birmingham, Ala.; Ensley)	TAYLOR, Zach 07, 08 (Madison, Ala.; Bob Jones)	TERRELL, Shepard 83 (Atlanta, Ga.; Douglas)	TERRON, Brad 10, 11 (Lansing, Kan.; Lansing)	THARPE, Donald 02, 03, 05, 06 (Pensacola, Fla.; Pine Forrest)	THIGPEN, Joe 66 (Florence, Ala.)	THIGPEN, Tez 06, 07 (Holly Springs, Miss.; Bishop Byrne)	THOMAS, Ben 14 (Florence, Ala.; Central)	THOMAS, Bobby 70 (Dorsey, Miss.)	THOMAS, Bryan 10, 11 (Zephyrhills, Fla.; Zephyrhills)	THOMAS, David 61, 62, 63 (Huntsville, Ala.; Butler)	THOMAS, D.J. 80, 81 (Tallahassee, Fla.; Leon)	THOMAS, Henry 86, 87, 88, 89 (Columbus, Ga.; Hardaway)	THOMAS, Jacob 14 (Clay, Ala.; Clay-Chalkville)	THOMAS, Kenneth 09 (Miami, Fla.; Bay Point)	THOMAS, LaDarrius 02 (Birmingham, Ala.; West End)	THOMAS, Leonard 68, 69, 70, 71 (Huntsville, Ala.)	THOMAS, Ricky 89 (Meridian, Miss.; West Lauderdale)	THOMAS, Rodney 97, 98, 99	(Apopka, Fla.; Apopka)	THOMAS, Wilburn 53, 54 (Thomasville, Ala.)	THOMPSON, Jeff 87, 88, 89, 90 (Hartselle, Ala.; Hartselle)	THOMPSON, Jerry 53, 54 (Hartselle, Ala.; Hartselle)	THOMPSON, Jon 92, 93, 94, 95 (Muscle Shoals, Ala.; Muscle Shoals)	THOMPSON, Lamonte 12, 13, 14 (Florence, Ala.; Florence)	THOMPSON, Lynn 64, 65, 66 (Hartselle, Ala.; Hartselle)	THORN, Mike 78, 79, 80, 81 (Red Bay, Ala.; Red Bay)	THORN, Perry 65	THORN, Wayne 64 (Athens, Ala.)	THORNTON, Chris 93, 94, 95 (Muscle Shoals, Ala.; Muscle Shoals)	THORNTON, Kenton 09 (Dallas, Texas; St. Mark's)	THORNTON, Kyle 09, 10, 11 (Dallas, Texas; St. Mark's)	TIDWELL, Chad 03, 04 (Tallahassee, Fla.; Lincoln)	TIDWELL, Trey 13 (Muscle Shoals, Ala.; Muscle Shoals)	TILLER, Reggie 89 (Athens, Ga.; Cedar Shoals)	TILLEY, Chris 12, 13 (Gulf Shores, Ala.; Gulf Shores)	TIMBERLAKE, Mike 77, 78, 79 (Fackler, Ala.; Scottsboro)	TIPTON, Walter 88, 89, 90, 91, 92 (Birmingham, Ala.; Hewitt-Trussville)	TOLLESON, Ret 07, 08, 09 (Bremen, Ga.; Bremen)	TOLLIVER, James 95, 96, 97, 98 (Birmingham, Ala.; Erwin)	TONER, Charles 61, 62, 63 (Bessemer, Ala.; Bessemer)	TOWERY, Rusty 79, 80, 82, 83 (Pensacola, Fla.; Tate)	TOWNLEY, Kenneth 62, 63, 64 (Carbon Hill, Ala.; Carbon Hill)	TOWNLEY, William 65	THRASHER, Joe 59	THROWER, Fred 53, 54	TRAYLOR, Stephen 00 (Tupelo, Miss.; Tupelo)	TRIMBLE, James 69, 70, 71, 72 (Florence, Ala.; Bradshaw)	TRIPLETT, Ixavier 14 (Hillsboro, Miss.; Scott Central)	TRIPLETT, Kendrick 03, 04 (Louisville, Miss.; Louisville)	TROTTER, John 72 (Oakland, Tenn.; Fayette County)	TUCKER, Jacob 13, 14 (Linden Tenn.; Perry County)	TURNER, Colton 09, 10 (Cullman, Ala.; Cullman)	TURNER, Kyle 07, 08, 09 (Cullman, Ala.; Cullman)	TURRELL, Morris 86 (Tallahassee, Fla.; Godby)	TWITTY, Shannon 96, 97, 98 (Hanceville, Ala.; Hanceville)	UNDERWOOD, Adam 98, 99, 00, 01 (Birmingham, Ala.; Homewood)	UNDERWOOD, Alan 83, 84, 85 (Tuscumbia, Ala.; Deshler)	UNDERWOOD, Alex 14 (Fayette, Ala.; Fayette County)	UNDERWOOD, Lyle 58, 59 (Foley, Ala.; Foley)	VAUGHN, Jimmy 09 (Huntsville, Ala.; J.O. Johnson)	VEAL, Jason 95, 96, 97, 98 (Hatton, Ala.; Hatton)	VEAL, Jay 86 (Lake City, Fla.; Columbia)	VICKERS, Jed 99, 00 (Douglas, Ga.; Coffee)	VICKERS, Lee 03, 04 (Athens, Ala.; Athens)	VICKERS, Randy 01, 02, 03, 04 (Athens, Ala.; Athens)	VICKERS, Lee 02, 03, 04, 05 (Athens, Ala.; Athens)	VICKERS, Randy 01, 02, 03 (Athens, Ala.; Athens)	VINSON, Brent 10 (Hampton, Va.; Phoebus/Hargrave Military)	VINSON, Jason 99, 00, 01 (Red Bay, Ala.; Red Bay)	VINSON, Marlon 97 (Lawndale, N.C., Burns)	WADE, Bobby Neal 49, 50, 51, 54 (Sheffield, Ala.; Sheffield)	WADE, Cameron 11 (Cairo, Ga.; Cairo)	WAKEFIELD, Jim 52	WALDEN, Terrance 01, 02, 03 (Tenille, Ga.; Washington County)	WALDMAN, Hunter 10 (Dothan, Ala.; Rehobeth)	WALDON, Jason 96 (Marietta, Ga.; McEachern)	WALKER, Albert 75, 76, 77, 78 (Decatur, Ala.; Decatur)	WALKER, Manuel 76, 77, 78 (Hueytown, Ala.; Hueytown)	WALKER, Nicholas 08, 09 (Memphis, Tenn.; Fairley)	WALKER, Nigelas 08 (Memphis, Tenn.; Fairley)	WALLACE, Charles 50, 51 (Jasper, Ala.; Walker County)	WALLACE, Chris 88 (Mobile, Ala.; Baker)	WALLACE, Jackie 89, 90, 91, 92 (Natchez, Miss.; South Natchez)	WALLACE, Ray 51, 52, 53, 54 (Cordova, Ala.; Cordova)	WALLACE, Steve 91 (Winfield, Ala.; Winfield)	WALLER, Doug 05 (Defuniak Springs, Fla.; Walton)	WALSH, Gary 77, 78, 79 (Huntsville, Ala.; Johnson)	WALTERS, Bryan 91 (Russellville, Ala.; Russellville)	WALTON, Anthony 10 (Anaheim, Calif.)	WARD, Antonio 98, 99 (Huntsville, Ala.; Lee)	WARD, Carl 79, 80 (Huntsville, Ala.; Sparkman)	WARD, Johnny 88 (Huntsville, Ala.; Lee)	WARE, John 10, 11 (Ft Lauderdale, Fla.; Cardinal Gibbons)	WARHURST, Tommy 69, 70 (Cherokee, Ala.; Cherokee Vocational)	WARREN, Brandon 12 (Alcoa, Tenn.; Alcoa)	WARREN, Jake 01, 02 (Ocala, Fla.; Belview)	WASHINGTON, Charles 01, 02 (Gainesville, Fla.; Eastside)	WASHINGTON, James 84, 85 (Gordo, Ala.; Gordo)	WASHINGTON, Joe 94, 95, 96, 97 (Huntsville, Ala.; Johnson)	WASHINGTON, Karl 77, 78, 79 (Huntsville, Ala.; Johnson)	WASHINGTON, Kelvin 85, 86 (Gordo, Ala.; Gordo)	WASHINGTON, Markeldon 12, 13, 14 (Tuscaloosa, Ala.; Tuscaloosa County)	WASHINGTON, Robert 87 (Killen, Ala.; Brooks)	WATKINS, David 83 (Holt, Ala.; Holt)	WATTS, Ed 52 (Fairfield, Ala.)	WEAR, Flavil (Butch) 61, 62, 63, 64 (Bridgeport, Ala.)	WEAVER, Dan 61 (Florence, Ala.; Coffee)	WEAVER, Derek 89 (Birmingham, Ala.; Erwin)	WEAVER, Jack 69, 70 (Milledgeville, Ga.)	WEAVER, Jack 49	WEAVER, Raymond 72, 73 (Guntersville, Ala.; Marshall County)	WEBB, Larry 85, 86, 87 (Opelika, Ala.; Opelika)	WEST, Bobby 59, 60 (Haleyville, Ala.; Haleyville)	WESLEY, Steven 10 (Bartow, Fla.; Bartow)	WEST, Don 55, 56 (Haleyville, Ala.; Haleyville)	WEST, Merle 52, 53, 54 (Haleyville, Ala.; Haleyville)	WESTBROOK, Tommie 10, 11 (Chicago, Ill.; Gordon Tech)	WHIDDON, Jason 98, 99, 00, 01 (Homewood, Ala.; Homewood)	WHITE, James 11 (Thomasville, Ala.; Thomasville)	WHITE, Jerone 13 (Decatur, Ala.; Austin)	WHITED, J.D. 05, 06, 07 (Oneonta, Ala.; Oneonta)	WHITSETT, Bearl 56, 57, 59 (Rogersville, Ala.; Lauderdale County)	WHITTEN, L.L. 49, 50, 51, 52 (Florence, Ala.; Coffee)	WHITTEN, Matt 01 (Florence, Ala.; Brooks)	WIGGINS, Willie 87 (Mobile, Ala.; Vigor)	WILBURN, Mike 70, 71, 72 (Athens, Ala.; Athens)	WILCOX, Brandon 04 (Castleberry, Ala.; T.R. Miller)	WILCOX, Cedrick 11, 12 (Port St. Lucie, Fla.; Treasure Coast)	WILCUTT, Brett 05 (Bartlett, Tenn.; Bartlett)	WILKERSON, Robert 00, 01, 02, 03 (McCalla, Ala.; McAdory)	WILKINS, Fred 04, 05, 06 (New Orleans, La.; Archbishop Shaw)	WILLIAMS, Bobby 08 (Jacksonville, Fla.; William M. Rains)	WILLIAMS, Brandon 98 (Athens, Ala.; Elkmont)
---	---	---	---	---	---	---	--	---	--	--	--	---	--	--	--	--	--	--	---	---	--	---	--	-------------------------------------	---	---	-------------------------------------	--	--	--	---	---	--	--	--	--	---------------------------	------------------------	---	---	--	--	--	---	--	-----------------	-----------------------------------	--	--	--	--	--	--	--	--	--	---	---	---	---	---	---------------------	------------------	----------------------	--	---	---	--	--	--	---	---	--	--	--	--	---	--	--	--	---	---	---	---	---	---	---	--	--	---	---	-------------------	--	--	--	---	---	--	---	--	--	---	---	---	---	---	---	---	---	---	--	--	---	---	---	---	--	---	--	---	---	---	---	-----------------------------------	---	--	---	---	-----------------	---	--	--	---	--	--	--	---	---	---	---	--	--	--	---	--	--	--	--	--	---	--	---

ALL-TIME LETTERMEN/COACHING STAFFS

WILLIAMS, Brandon 05
(Phenix City, Ala.; Central)
WILLIAMS, Chris 89, 90, 91
(Blue Ridge, Ga.; Fannin County)
WILLIAMS, Darrell 89
(Fairhope, Ala.; Fairhope)
WILLIAMS, Darryl 01
(Alachua, Fla.; Santa Fe)
WILLIAMS, David 12, 13
(Duncanville, Ala.; Hillcrest-Tuscaloosa)
WILLIAMS, Dewayne 79, 80, 81, 82
(Jacksonville, Ala.; Jacksonville)
WILLIAMS, Eli 13
(Pleasant Grove, Ala.; Pleasant Grove)
WILLIAMS, Frankie 72
(Decatur, Ala.; Decatur)
WILLIAMS, George 91
(Florence, Ala.; Coffee)
WILLIAMS, Johnny 75, 76, 77, 78
(Holt, Ala.; Holt)
WILLIAMS, Leroy 84
(Litchfield, Ala.; Litchfield)
WILLIAMS, Lewis 92
(Ozark, Ala.; Carroll)
WILLIAMS, Mark 91, 92, 93
(Florence, Ala.; Coffee)
WILLIAMS, Michael 92, 93, 94, 95
(Rogersville, Ala.; Lauderdale County)
WILLIAMS, Mike 89, 90
(Mobile, Ala.; Shaw)
WILLIAMS, Nick 13
(Bainbridge, Ga.; Bainbridge)
WILLIAMS, Robert 92
(Swainsboro, Ga.; Burke County)
WILLIAMS, Spencer 86
(Gadsden, Ala.; Gadsden)
WILLIAMSON, Edjuan 05
(Sumerall, Miss.)
WILLIAMSON, Joel 99, 00, 01
(Alabaster, Ala.; Thompson)
WILLIAMSON, Ronnie 67, 68, 69, 70
(Sheffield, Ala.; Sheffield)
WILLIAMSON, Wilson 51, 52
WILLIS, John 60, 61, 62
(Thomasville, Ala.; Thomasville)
WILSON, Calvin 09
(Hattiesburg, Miss.; Hattiesburg)
WILSON, Devon 14
(Oxford, Miss.; Lafayette)
WILSON, Larry 06, 08, 09, 10
(Enterprise, Ala.; Enterprise)
WILSON, Patrick 02, 04, 05, 06
(Jasper, Ala.; Walker)
WILSON, Roland 83, 84, 85, 86
(Decatur, Ga.; Southwest Dekalb)
WILSON, Tavarus 12, 13
(Jackson, Miss.; Forest Hills)
WILSON, Todd 00, 01
(Lexington, Ala.; Lexington)
WINFREY, Kevin 94
(Bay Springs, Miss.; Bay Springs)
WINGO, Luke 12, 13, 14
(Tuscaloosa, Ala.; Hillcrest-Tuscaloosa)
WINKLE, Steve 95
(Orlando, Fla.; Boone)
WINSTON, Rod 12, 13, 14
(Tuscumbia, Ala.; Deshler)
WINTER, Ed 95
(Lester, Ala.; West Limestone)
WISDOM, Harold 03, 04
(Tuscumbia, Ala.; Deshler)
WISE, Bill 61, 62
(Fayetteville, Tenn.; Central)
WITHERSPOON, Terry 74, 75, 76
(Fairfield, Ala.; Fairfield)
WITT, Billy 82, 83, 84, 85

(Russellville, Ala.; Russellville)
WITT, Jim 71, 72
(Ardmore, Ala.; Ardmore)
WITT, John 95
(Elkmont, Ala.; Elkmont)
WITT, Jonathan 03
(Russellville, Ala.; Russellville)
WOODALL, James 87
(Auburn, Ala.; Auburn)
WOODS, Freedom 87, 88
(Birmingham, Ala.; Parker)
WOODS, Quintin 90, 91, 92, 93
(Birmingham, Ala.; Parker)
WOODSON, Rod 10, 11, 12
(Olive Branch, Miss.; Olive Branch)
WORD, Michael 93
(Decatur, Ala.; Decatur)
WORLEY, Eric 01
(Calhoun, Ga.; Calhoun)
WRIGHT, Courtney 02, 03, 04, 05
(Wetumpka, Ala.; Wetumpka)
WRIGHT, Covington 05, 06, 07, 08
(Columbus, Ga.; Carver)
WRIGHT, Henry 97, 98
(Okahumpka, Fla.; Leesburg)
WYATT, David 85, 86, 87
(Radcliff, Ky.; North Hardin)
WYATT, Tommy 61, 62, 63, 64
(Phil Campbell, Ala.; Phil Campbell)
WYNN, Tony 01
(Birmingham, Ala.; Huffman)

YANCEY, Larry 57, 58, 59, 60
(Hackleburg, Ala.; Hackleburg)
YANCEY, Tony 90, 91
(Auburn, Ala.; Auburn)
YARBROUGH, Dave 52
YARBROUGH, Devin 03
(Memphis, Tenn. Whitehaven)
YEAGER, Chris 80, 81, 82
(West Point, Ala.; Fairview)
YEAGER, Craig 85
(West Point, Ala.; Fairview)
YOUNG, Alvin 04
(Lake Butler, Fla.; Bradford)
YOUNG, Emmanuel 78, 79, 80, 81
(Tuscumbia, Ala.; Deshler)
YOUNG, Germaine 82, 83, 84
(Bessemer, Ala.; Jess Lanier)
YOUNGER, Shaun 96
(Pasedena, Cal.; John Muir)

ZORBINI, Brian 02
(Jasper, Ala.; Walker)
ZUBER, Ryan 97, 98, 99, 00
(Starkville, Miss.; Starkville)

ALL-TIME ASSISTANT COACHES

UNDER HAL SELF

Harlon Hill 1967-68
Joe Elmore 1968-69
Durrell Mock 1967-69
George Weeks 1949-69
Bill Wise 1967
Henry Prater 1969

UNDER DURELL MOCK

Dan Daugherty 1971
Joe Elmore 1970
Brub Hamilton 1970-71
Billy Hill 1970-72
Bobby Johns 1972
David Kirk 1970
Larry Marshal 1970-71
Carl McCulley 1971
Henry Prater 1970-71
Ganum Smith 1971

UNDER MICKEY ANDREWS

Jim Blair 1975-76
Wally Burnham 1972-76
Mike Dean 1973-75
Ray Emanuel 1976
Richie Gaskell 1973-76
Jim Goodman 1976
Bob Herring 1973
Tommy Jones 1975-76

UNDER WAYNE GRUBB

George Anderson 1980
Bill Baker 1977-78
David Bibee 1980
Steve Carter 1981-87
Jack Crowe 1979-80
Steve Davis 1980-84
Gerald Goodman 1983-84
Jim Goodman 1977-78
Mike Hand 1978-82
Bill Hyde 1977-87
Jim Keith, 1983 1987
Kendall Keith 1984
P.J. Larsen 1977
Jim Marshall 1977
Mike McGowan 1979-87
Greg McMahon 1985-87
Randy Nicholls 1979-81
Shannon O'Brien 1987
Rick Reprish 1978
Rick Rhoades 1981-82
David Sessions 1977
Mike Turner 1985-86
Steve Wherry 1985-86
Johnny Williams 1979-81, 83
Sparky Woods 1978

UNDER BOBBY WALLACE

Randy Campbell 1988-91
Steve Carter 1988
Glenn Davis 1988-91
Mike Hand 1989
Bob Harris 1988-90
Derek Hill 1992-96
Bill Hyde 1992-97
Ikey Fowler 1988-91
Al Kincaid 1996-97
Mike King 1992-97
David Martin 1991-97
Ruffin McNeill 1988
Raymond Monica 1990-97
Willie Slater 1992-97

Jeff Webb 1988

UNDER BILL HYDE

Alvin Briggs 1998-01
Steve Carter 1998-01
Sam Graham 1999-01
Cody Gross 1998-00
Mike King 1998-01
David Martin 1998-01
Justin Sappington 2001
Willie Slater 1998-99

UNDER MARK HUDSPETH

Charles Anthony 2004
Alan Arrington 2006-08
Keith Boone 2004-05
Rory Bell 2002
Steadman Campbell 2006-08
Sean Cannon 2006-08
Kelly Causey 2002
Kenny Edenfield 2002-07
Lamar James 2004-05
Brian Jean-Mary 2003
Mike King 2002-08
Gwayne Mathews 2002
Karl Morgan 2005-08
Terry Tilghman 2003-05
Brian Turner 2002
Matt Wallerstedt 2003
Chris Willis 2002-08
Harold Wisdom 2008

UNDER TERRY BOWDEN

Alan Arrington 2009-11
Jeff Bowden 2009-11
Steadman Campbell 2009-11
Sean Cannon 2009
Pat Carter 2009
Blake Farris 2011
Mike King 2009-11
Karl Morgan 2009
Tony Pecoraro 2010-11
Chris Willis 2009-11
Dontae Wright 2010-11

UNDER BOBBY WALLACE

Brett Borden 2012-
Steadman Campbell 2012-
Blake Farris 2012-
Cody Gross 2012-
Scott Harper 2012-
Mike King 2012-
Cornelius Williams 2012
Chris Willis 2012-

RECORDS, COACHES, CAPTAINS

Year		Coach	Captains				
1949	4-5-0	Hal Self	C-Brooks Jones, LH-Carl Boley	1991	3-7-0	Bobby Wallace	DB-Myron Miller, WR-Troy Nelson, OL-Barry Hampton
1950	5-4-0	Hal Self	C-Brooks Jones	1992	7-4-1	Bobby Wallace	DT-Antonio Holley, DB-Walter Tipton, OL-Jackie Wallace, DB-Harvey Summerhill
1951	6-3-0	Hal Self	RH-L.L. Whitten, T-Sam Hyde, G-Durell Mock	1993	14-0-0	Bobby Wallace	FB-Brian Satterfield, TB-Tyrone Rush, DL-Jeff Redcross, DL-O.J. Patrick, OG-Jeff Surbaugh
1952	8-1-0	Hal Self	E-Harlon Hill, G-Durell Mock	1994	13-1-0	Bobby Wallace	C-Kin Taylor, TB-Kenyatta Jones, DE-Marcus Hunter, FB-Anthony Brooks
1953	6-1-1	Hal Self	E-Harlon Hill, LH-Joe Elmore	1995	14-0-0	Bobby Wallace	QB-Cody Gross, LB-Ronald McKinnon, TE-Jarius Hayes, C-Eddie Evans, LB-Keith Humphrey, DT-Israel Raybon
1954	8-2-0	Hal Self	QB-Joe Brewer, C-Paul Dyar	1996	6-5-0	Bobby Wallace	LB-Paul Sanders, OG-Jon Thompson
1955	7-3-0	Hal Self	FB-Wendell Taylor, C-Paul Dyar	1997	9-3-0	Bobby Wallace	DB-Gerald Smith, FB-A.J. Lamar, DB-Zack Phillips, WR-Michael Edwards, OL-Ashley Ingram
1956	6-3-0	Hal Self	QB-Don Pickens, E-Jim Prater	1998	8-2-0	Bill Hyde	DE-Michael Moncrief, LB-Reginald Ruffin, OL-Brad Pierce, OL-Joe Washington
1957	6-4-0	Hal Self	WB-Bill Godsey, T-Hal Sisson	1999	5-6-0	Bill Hyde	DE-Shawn Cash, DB-Corey Harris, DB-Tyrone Bell, LB-Orlando Patterson, TE-Bobby Collins
1958	4-5-0	Hal Self	FB-Carroll Daniel, E-L.C. Fowler	2000	3-7-0	Bill Hyde	OL-Ben Owen, QB-Tyler Peterson, LB-Robert Gordon, RB-Michael Bridgeforth
1959	5-4-1	Hal Self	LE-Carl Hannah, T-David Martin	2001	4-6-0	Bill Hyde	QB-Tyler Peterson, DB-Chad Sears, SB-James Moore, DL-Larry Paul
1960	7-3-0	Hal Self	C-Gerald Hudson, FB-Larry Yancey	2002	4-7-0	Mark Hudspeth	C- Kyle Robinson, DL- Johnell Jones, DT- Jason Whiddon, TE- Adam Underwood
1961	7-3-0	Hal Self	G-Billy Don Anderson, C-John Willis	2003	13-1-0	Mark Hudspeth	C-Garrett Keith, LB-Sam Fakunle
1962	5-4-1	Hal Self	T-R.C. Sanderson, E-John Willis	2004	5-5-0	Mark Hudspeth	QB-Will Hall, DL-Jonathan Taylor
1963	3-5-2	Hal Self	David Thomas, Ken Daniel	2005	11-3-0	Mark Hudspeth	WR-Martin Huggins, LB-Donald Tharpe
1964	2-6-1	Hal Self	QB-Doyle Hill, C-Tommy Wyatt	2006	11-1-0	Mark Hudspeth	C-Lance Ancar, LB-Donald Tharpe
1965	4-6-0	Hal Self	E-Lester Dawson, E-Ray Hester	2007	10-2-0	Mark Hudspeth	OL-JoJo Bates, LB-Donald Tharpe
1966	4-4-1	Hal Self	FB-Dave Kirk, E-Mike Dennis	2008	12-2-0	Mark Hudspeth	QB-A.J. Milwee, DL-Derrick Chatman
1967	2-6-1	Hal Self		2009	11-2-0	Terry Bowden	QB-A.J. Milwee, DL-Derrick Chatman
1968	5-5-0	Hal Self	E-Robert O'Kelley, T-Larry Marshall	2010	9-4-0	Terry Bowden	LB-Michael Johnson, P-Will Batson, OL-Mike Horton
1969	5-4-0	Hal Self	T-Max Bobo, E-Sparky Box	2011	9-3-0	Terry Bowden	DB-Chad Daniel, DL-Courtney Harris
1970	5-5-0	Durell Mock		2012	5-5-0	Bobby Wallace	LB-Harrison Bryant, LB-Hilliard Foster
1971	1-10-0	Durell Mock	DB-Palmer Byrd, RB-Leonard Thomas	2013	10-3-0	Bobby Wallace	QB-Lee Chapple, C-Jamie Dixon
1972	2-9-0	Durell Mock		2014	9-2-0	Bobby Wallace	DB-Bryan Thomas, DB-Janoris Jenkins
1973	4-6-0	Mickey Andrews					OL-Will Furlong, DL-Richie Mata'afa
1974	4-6-0	Mickey Andrews	OL-Paul Parvin, FB-Tony McMinn, DB-Larry Jeffreys				DB-Rod Woodson, WR-Daniel Almon
1975	6-4-0	Mickey Andrews	WR-Roger Ralph, RB-Jerry Mizell, DL-Barry Koehn				FB-Chris Coffey, OL-David Lundberg
1976	4-5-1	Mickey Andrews					S-Caleb Massey, DL-Dimitri Orr
1977	5-5-0	Wayne Grubb	QB-Gerald Goodman, C-John Byrd, LB-Jeff Hittinger				WR-Jason Smith, LB-Tavarius Wilson
1978	7-2-1	Wayne Grubb	DT-Brad Hendrix, LB-Kevin Logan				DL-Taylor Carney, DL-Shaquille Smith
1979	6-5-0	Wayne Grubb	OL-Obie Childers, DB-Stan Walker				LB-Steven Rich, OL-Justin Booth
1980	10-2-0	Wayne Grubb	WR-Jerry Hill, DT-Steve Carter				
1981	8-2-0	Wayne Grubb	OL-Hamp Moore, RB-Lawson Fletcher, LB-Sam Prater, QB-Fred Riley				
1982	7-3-0	Wayne Grubb	LB-Frank Condon, OL-Don Smith				
1983	11-1-1	Wayne Grubb	OT-Dexter Rutherford, DB-Rod Brooks				
1984	7-1-3	Wayne Grubb	DB-Daryl Smith, QB-Bobby Duncan, DT-Dean Sanders				
1985	12-2-0	Wayne Grubb	DB-Bruce Jones, LB-Steve Rogers, OL-Jack Gipson				
1986	4-7-0	Wayne Grubb	LB-Kirk Ethridge, OT-Tony Shirley, RB-Marvin Marsh				
1987	5-5-1	Wayne Grubb	OL-Terry Corum, DT-Harold Greene				
1988	2-8-0	Bobby Wallace	OL-John Jacobs, OL-David Martin, SE-Joel Bohanon, PK-J.D. Lane				
1989	6-5-0	Bobby Wallace	LB-Felix Baxter, TE-Kerry Buchanan, DB-Sedric Barnett				
1990	8-3-0	Bobby Wallace	LB-James Davis, TE-Bennie Jennings, OL-Eric Kolb				

LION ALL-AMERICANS

UNA's All-American Tradition Continues in 2014

Since 1953, the University of North Alabama has had 75 different players selected for first, second or third-team All-American honors in football. That tradition continued in 2014 with defensive back Philbert Martial, defensive lineman Taylor Carney, linebacker Steven Rich and kicker Taylor Pontius selected for All-American honors.



Philbert Martial

Beyond Sports Network -third-team
USA College Football -third-team



Taylor Carney

USA College Football -first-team
Don Hansen - honorable mention



Taylor Pontius

USA College Football -second-team
Don Hansen - honorable mention



Steven Rich

USA College Football -third-team

LION ALL-AMERICANS

Associated Press All-Americans

Year	Player	Pos.	Team Selected
1955	Brub Hamilton	RB	First-Team
1957	Jack Redwine	RB	First-Team
1967	Don Cornelius	QB	Second-Team
1968	Ricky Lindsey	WR	Second-Team
1975	Roger Ralph	WR	Second-Team
1976	Terry Witherspoon	OL	Third-Team
1981	Nelson McMurray	PK	Honorable Mention
1982	Don Smith	OL	Second-Team
1982	Rod Brooks	DB	Honorable Mention
1982	Frank Condon	LB	Honorable Mention
1982	Mike Giley	TE	Honorable Mention
1982	John Harris	LB	Honorable Mention
1983	Clarence Johnson	RB	Honorable Mention
1984	Daryl Smith	DB	First-Team
1984	Scott Shirley	OL	Honorable Mention
1984	Dean Sanders	DT	Honorable Mention
1984	Lewis Billups	DB	Honorable Mention
1985	Bruce Jones	DB	First-Team
1985	Clarence Johnson	RB	Honorable Mention
1985	Steve Rogers	LB	Honorable Mention
1987	Scott DeMott	P	Honorable Mention
1990	James Davis	LB	First-Team
1990	Mike Nord	OT	First-Team
1991	John Crittenden	P	Second-Team
1992	Harvey Summerhill	DB	First-Team
1993	Tyrone Rush	RB	First-Team
1993	Jeff Redcross	DL	Second-Team
1993	Jeff Surbaugh	OL	Second-Team
1993	Ronald McKinnon	LB	Third-Team
1993	Jamie Stoddard	PK	Honorable Mention
1994	Ronald McKinnon	LB	First-Team
1994	Jon Thompson	OG	First-Team
1994	Keith Humphrey	LB	Third-Team
1995	Ronald McKinnon	LB	First-Team
1995	Israel Raybon	DT	First-Team
1995	Jon Thompson	OG	First-Team
1995	Marcus Keyes	DT	Second-Team
1995	Keith Humphrey	LB	Second-Team
1996	Gerald Smith	DB	First-Team
1996	Reginald Ruffin	DE	Second-Team
1997	Reginald Ruffin	LB	First-Team
1997	Marcus Hill	DB	Second-Team
2003	Will Hall	QB	First-Team
2004	Ken Triplett	DL	First-Team
2005	Lance Ancar	C	Third-Team
2006	Anthony Merritt	RS	Third-Team
2007	J.D. Whited	OL	Third-Team
2008	Tom Schneider	PK	First-Team
2008	Sam Hathorn	OL	Second-Team
2008	David Raymond	DB	Second-Team
2008	Will Batson	P	Third-Team
2009	Michael Johnson	LB	First-Team
2009	Montrell Craft	DL	First-Team
2009	Calvin Wilson	OL	Third-Team
2009	Will Batson	P	Third-Team
2010	Courtney Harris	DL	Second-Team
2011	Kyle Thornton	OL	First-Team
2011	Marcus Dowtin	LB	Second-Team
2011	Janoris Jenkins	DB	Second-Team

American Football Coaches Association All-Americans

Year	Player	Pos.	Team Selected
1982	Don Smith	OL	First-Team
1984	Daryl Smith	DB	First-Team
1985	Bruce Jones	DB	First-Team
1990	James Davis	LB	First-Team
1992	Harvey Summerhill	DB	First-Team
1993	Tyrone Rush	RB	First-Team
1994	Ronald McKinnon	LB	First-Team
1995	Ronald McKinnon	LB	First-Team
1996	Gerald Smith	DB	First-Team
1997	Reginald Ruffin	LB	First-Team

Year	Player	Pos.	Team Selected
2004	Ken Triplett	DL	First-Team
2005	Lance Ancar	C	First-Team
2006	Anthony Merritt	WR	First-Team
2007	Craig Fox	DB	First-Team
2008	Will Batson	P	First-Team
2011	Kyle Thornton	OL	First-Team
2013	Tavarius Wilson	LB	First-Team

Football News / Don Hansen's Football Gazette All-Americans

Year	Player	Pos.	Team Selected
1984	Daryl Smith	DB	First-Team
1985	Bruce Jones	DB	First-Team
1985	James Knowles	PK	First-Team
1986	Scott DeMott	P	Honorable Mention
1987	Wendell Phillips	DB	First-Team
1988	James Davis	LB	Honorable Mention
1988	J.D. Lane	PK	Honorable Mention
1988	Tommy Compton	QB	Honorable Mention
1989	James Davis	LB	First-Team
1989	Sedric Barnett	DB	Second-Team
1990	James Davis	LB	First-Team
1990	Bennie Jennings	TE	First-Team
1991	John Crittenden	P	First-Team
1991	Harvey Summerhill	DB	Second-Team
1992	Harvey Summerhill	DB	First-Team
1992	Tyrone Rush	RB	First-Team
1992	Ronald McKinnon	LB	Honorable Mention
1993	Tyrone Rush	RB	First-Team
1993	Ronald McKinnon	LB	First-Team
1993	Jeff Surbaugh	OL	First Team
1994	Ronald McKinnon	LB	First-Team
1994	Israel Raybon	DT	First-Team
1994	Kin Taylor	C	First-Team
1994	Jon Thompson	OG	First-Team
1994	Keith Humphrey	LB	Third-Team
1994	Marcus Hunter	DE	Third-Team
1994	Marcus Keyes	DT	Honorable Mention
1994	Gerald Smith	DB	Honorable Mention
1994	Lee Morris	P	Honorable Mention
1994	Jamie Stoddard	PK	Honorable Mention
1995	Ronald McKinnon	LB	First-Team
1995	Israel Raybon	DT	First-Team
1995	Marcus Keyes	DT	First-Team
1995	Jon Thompson	OG	Second-Team
1995	Gerald Smith	DB	Third-Team
1995	Keith Humphrey	LB	Third-Team
1995	Jarius Hayes	TE	Honorable Mention
1995	Cody Gross	QB	Honorable Mention
1995	Michael Williams	OT	Honorable Mention
1995	Reginald Ruffin	DE	Honorable Mention
1996	Gerald Smith	DB	First-Team
1996	Reginald Ruffin	DE	Second-Team
1997	Reginald Ruffin	LB	First-Team
1997	Marcus Hill	DB	First-Team
1997	Joe Washington	OG	Third-Team
1997	Tony Faggioni	P	Honorable Mention
1997	Thomas Moore	OG	Honorable Mention
1998	Tyrone Bell	DB	Second-Team
1998	Shawn Cash	DL	Second-Team
1998	Bobby Collins	TE	Honorable Mention
1998	Tony Faggioni	P	Honorable Mention
2000	Chad Sears	DB	Third-Team
2003	Will Hall	QB	First-Team
2003	Evan Oglesby	DB	First-Team
2003	Sherwin Lyons	OT	Second-Team
2003	Travis Johnston	PK	Third-Team
2003	Lance Ancar	C	Honorable Mention
2004	Lance Ancar	C	Third-Team
2004	Evan Oglesby	DB	Honorable Mention
2004	Anthony Merritt	RS	Honorable Mention
2005	Lance Ancar	C	First-Team
2005	Blake Farris	DB	First-Team
2005	Chip Long	TE	First-Team

LION ALL-AMERICANS

2005	Anthony Merritt	RS	Second-Team
2005	Anthony Merritt	WR	Honorable Mention
2007	Craig Fox	S	Third-Team
2007	Tim Hunt	DL	Third-Team
2008	Tom Schneider	PK	First-Team
2008	David Raymond	DB	Second-Team
2008	Will Batson	P	Honorable Mention
2008	Sam Hathorn	OL	Honorable Mention
2008	A.J. Milwee	QB	Honorable Mention
2009	Michael Johnson	LB	First-Team
2009	Marcus Sims	RB	First-Team
2009	Quinton Andrews	DB	Second-Team
2009	Harrison Beck	QB	Honorable Mention
2009	Will Batson	P	Honorable Mention
2010	Kyle Thornton	OL	First-Team
2010	Courtney Harris	DL	Second-Team
2010	Chad Daniel	DB	Third-Team
2010	Harrison Bryant	LB	Honorable Mention
2010	Josh Montgomery	PK	Honorable Mention
2011	Kyle Thornton	OL	First-Team
2011	Janoris Jenkins	DB	Second-Team
2011	Marcus Dowtin	LB	Third-Team
2011	Lee Chapple	QB	Honorable Mention
2011	Jamie Dixon	C	Honorable Mention
2012	Caleb Massey	DB	First-Team
2012	Tavarius Wilson	LB	First-Team
2013	Tavarius Wilson	LB	First-Team
2013	Caleb Massey	S	Honorable Mention
2013	Gabe Poe	LB	Honorable Mention
2013	Tyler Sizemore	C	Honorable Mention
2014	Shaquille Smith	DL	Honorable Mention
2014	Taylor Carney	DL	Honorable Mention
2014	Taylor Pontius	PK	Honorable Mention
2014	Keith Jones	OL	Honorable Mention

All-American Football Foundation All-Americans

2007	Craig Fox	SS
------	-----------	----

NAIA Helms Foundation All-Americans

1953	Harlon Hill	End
1955	Wendell Taylor	RB
1956	Max Burleson	RB
1956	Hal Sisson	OL

C.M. Frank All-Americans

1992	Harvey Summerhill	DB	First-Team
1993	Ronald McKinnon	LB	First-Team
1993	Jeff Redcross	DL	Second-Team
1993	Tyrone Rush	RB	Second-Team
1993	Jeff Surbaugh	OL	Third-Team
1994	Ronald McKinnon	LB	First-Team
1994	Jon Thompson	OG	First-Team
1994	Marcus Hunter	DE	Second-Team
1994	Israel Raybon	DT	Third-Team
1995	Ronald McKinnon	LB	First-Team
1995	Israel Raybon	DT	First-Team
1995	Marcus Keyes	DT	First-Team
1995	Jon Thompson	OG	First-Team
1995	Cody Gross	QB	First-Team
1995	Keith Humphrey	LB	Second-Team
1995	Gerald Smith	DB	Third-Team
1995	Reginald Ruffin	DE	Third-Team
1996	Reginald Ruffin	DE	First-Team
1996	Gerald Smith	DB	First-Team
1996	A.J. Lamar	FB	Third-Team
1996	Michael Edwards	WR	Third-Team

Daktronics / Division II SIDs All-Americans

1993	Ronald McKinnon	LB	First-Team
------	-----------------	----	------------

1993	Jeff Redcross	DL	First-Team
1993	Tyrone Rush	RB	First-Team
1993	Jeff Surbaugh	OL	First-Team
1994	Ronald McKinnon	LB	First-Team
1994	Marcus Keyes	DT	First-Team
1994	Jon Thompson	OG	First-Team
1994	Keith Humphrey	LB	Second-Team
1994	Kin Taylor	C	Second-Team
1994	Marcus Hunter	DE	Third-Team
1995	Ronald McKinnon	LB	First-Team
1995	Israel Raybon	DT	First-Team
1995	Jon Thompson	OG	First-Team
1995	Marcus Keyes	DT	Second-Team
1995	Michael Williams	OT	Second-Team
1995	Gerald Smith	DB	Second-Team
1995	Jarius Hayes	TE	Third-Team
1995	Reginald Ruffin	DE	Third-Team
1995	Cody Gross	QB	Third-Team
1996	Gerald Smith	DB	First-Team
1996	Reginald Ruffin	DE	Second-Team
1997	Reginald Ruffin	LB	Second-Team
1997	Joe Washington	OG	Second-Team
2003	Will Hall	QB	First-Team
2005	Blake Farris	DB	First-Team
2005	Anthony Merritt	RS	First-Team
2005	Lance Ancar	C	Second-Team
2005	Chip Long	TE	Honorable Mention
2006	Anthony Merritt	AP	First-Team
2006	JoJo Bates	C	Second-Team
2008	Michael Johnson	LB	First-Team
2008	Tom Schneider	PK	First-Team
2008	David Raymond	DB	First-Team
2008	Will Batson	P	Second-Team
2008	Sam Hathorn	OL	Second-Team
2009	Calvin Wilson	OL	First-Team
2009	Michael Johnson	LB	First-Team
2009	Montrell Craft	DL	First-Team
2009	Will Batson	P	First-Team
2010	Kyle Thornton	OL	First-Team
2010	Courtney Harris	DL	First-Team
2010	Harrison Bryant	LB	Second-Team
2010	Chad Daniel	DB	Second-Team
2011	Marcus Dowtin	LB	First-Team
2011	Kyle Thornton	OL	Second-Team
2011	Janoris Jenkins	DB	Second-Team
2013	Tavarius Wilson	LB	First-Team

American Football Quarterly NCAA Division II All-Americans

1995	Ronald McKinnon	LB	First-Team
1995	Israel Raybon	DT	First-Team
1995	Jon Thompson	OG	First-Team
1996	Gerald Smith	DB	First-Team
1997	Reginald Ruffin	LB	First-Team

D2Football.Com All-Americans

2000	Chad Sears	DB	Second-Team
2003	Will Hall	QB	First-Team
2004	Evan Oglesby	DB	First-Team
2004	Anthony Merritt	RS	First-Team
2004	Lance Ancar	C	Honorable Mention
2005	Blake Farris	DB	First-Team
2005	Chip Long	TE	Second-Team
2005	Lance Ancar	C	Second-Team
2005	Anthony Merritt	AP	Second-Team
2006	Anthony Merritt	AP	Second-Team
2006	JoJo Bates	C	Honorable Mention
2007	Tim Hunt	DL	Honorable Mention
2007	Craig Fox	DB	Honorable Mention
2008	Tom Schneider	PK	First-Team
2008	Michael Johnson	LB	Second-Team
2008	Will Batson	P	Honorable Mention
2008	A.J. Milwee	QB	Honorable Mention
2008	Sam Hathorn	OL	Honorable Mention

LION ALL-AMERICANS

2009	Michael Johnson	LB	First-Team
2009	Quinton Andrews	DB	First-Team
2009	Montrell Craft	DL	First-Team
2009	Will Batson	P	First-Team
2009	Calvin Wilson	OT	Honorable Mention
2009	Mico McSwain	WR	Honorable Mention
2010	Kyle Thornton	OL	Second-Team
2010	Courtney Harris	DL	Second-Team
2010	Chad Daniel	DB	Honorable Mention
2010	Harrison Bryant	LB	Honorable Mention
2011	Kyle Thornton	OL	First-Team
2011	Janoris Jenkins	DB	Second-Team
2011	Marcus Dowtin	LB	Honorable Mention
2013	Tavarius Wllson	LB	First-Team
2013	Caleb Massey	S	Honorable Mention

CollegeSportsReport.Com All-Americans

2003	Travis Johnston	PK	First-Team
2004	Evan Oglesby	DB	Second-Team
2004	Lance Ancar	C	Third-Team
2005	Anthony Merritt	RS	Player of the Year
2005	Lance Ancar	C	First-Team
2005	Blake Farris	DB	First-Team
2005	Chip Long	TE	Second-Team
2005	Anthony Merritt	KR	Third-Team

Beyond Sports Network (BSN) All-Americans

2013	Tavarius Wllson	LB	First-Team
2013	Tyler Sizemore	C	Second-Team
2013	Taylor Carney	DL	Second-Team
2013	Caleb Massey	S	Third-Team
2014	Philbert Martial	CB	Third-Team
2014	Keith Jones	OL	Fourth-Team

USA College Sports Senior All-Americans

2011	Wes Holland	RB	
2011	Jamie Dixon	OL	
2011	Cedric Hall	DL	
2011	Marcus Dowtin	LB	
2011	Daron Rose	OL	
2011	Kyle Thornton	OL	
2011	Tommie Westbrook	LB	

USA College Football All-Americans

2014	Taylor Carney	DL	First-Team
2014	Taylor Pontius	PK	Second-Team
2014	Steven Rich	LB	Third-Team
2014	Philbert Martial	RS	Third-Team
2014	Luke Wingo	QB	Honorable Mention

USA College Football Freshman All-American

2014	Wil Lovelace	LS	
------	--------------	----	--

All-American Numbers

1	Janoris Jenkins	Philbert Martial	
4	Marcus Hill	Quinton Andrews	
5	Harvey Summerhill		
6	John Crittenden	Michael Edwards	Evan Oglesby
7	Gerald Smith	Will Hall	Ken Triplett
9	Tyrone Bell		
10	Don Cornelius		
11	Travis Johnston		
15	Cody Gross	Chad Sears	
20	Roger Ralph	James Davis	Steven Rich
21	Anthony Merritt		
22	Rick Lindsey	A.J. Lamar	
23	Max Burleson	Caleb Massey	
24	Harrison Bryant		
26	Tyrone Rush	Craig Fox	
27	Blake Farris		
28	Brub Hamilton	James Knowles	
30	Tavarius Wilson		
31	Daryl Smith	Sedric Barnett	David Raymond
34	Wendell Phillips		
35	Wendell Taylor	Marcus Sims	
36	Chad Daniel		
38	Marcus Dowtin		
40	Bruce Jones		
41	Jack Redwine		
42	Keith Humphrey		
44	Ronald McKinnon		
45	Harlon Hill	Will Batson	
46	Tim Hunt		
47	Tom Schneider		
48	Montrell Craft	Taylor Pontius	
49	Courtney Harris		
51	Don Smith	Tyler Sizemore	
52	Michael Johnson		
56	Marcus Hunter		
57	Jeff Redcross		
58	Reginald Ruffin		
60	Hal Sisson	Sam Hathorn	
61	Joe Washington		
62	JoJo Bates		
65	J.D. Whited		
67	Terry Witherspoon	Sherwin Lyons	
68	Lance Ancar		
70	Mike Nord	Jon Thompson	
74	Kin Taylor		
75	Michael Williams		
77	Calvin Wilson	Kyle Thornton	
78	Jeff Surbaugh		
83	Chip Long		
84	Jarius Hayes		
86	Bennie Jennings		
90	Taylor Carney		
92	Marcus Keyes		
95	Shawn Cash		
97	Israel Raybon		

LION ALL-AMERICANS

All-American Bios

1953 • HARLON HILL • (End)

HARLON HILL became UNA's first All-American in 1953 when he was chosen for the NAIA All-America squad... Caught 12 passes for 246 yards and four touchdowns as a senior... Had 54 career catches in 34 games for 1,020 yards, 19 touchdowns and an 18.8 yard average per catch... Was National Football League Rookie of the Year in 1954 for the Chicago Bears... Was first recipient of the Jim Thorpe Trophy as NFL Most Valuable Player in 1955... An All-Pro selection in 1954, 55 and 56 and a Pro-Bowl participant in 1955, 56 and 57... Captain of the West squad in 1956 Pro-Bowl... Held Chicago career marks for most passes caught (226) and yardage gained (4,616)... also shared club record for touchdowns in a single game with four... Caught 40 career TD passes... Voted into the NAIA-Helms Foundation Hall of Fame in 1956 and into the Alabama Sports Hall of Fame in 1976... Selected to the "First Forty Years" All-Time UNA Football Team as selected by the Times Daily in 1988... Selected to the UNA All-Decade Team for 1949-58... Inducted into the UNA Athletic Hall of Fame in its initial class in 1990... Has the NCAA Division II Player of the Year award named in his honor - The Harlon Hill Trophy... Received his B.S. degree in Secondary Education from UNA in 1955 and his Master's in 1969... Wore number 45... He was selected for the 50th Anniversary UNA Football Team for 1949-98...

1955 • WILLIAM "BRUB" HAMILTON • (Back)

BRUB HAMILTON was named to the Associated Press All-America third team and to the Williamson System's Mid-Bracket All-America team after he ranked third in the nation in total offense as a senior with 1,369 yards... Rushed 168 times for 761 yards and completed 47 of 105 passes for 608 yards... Also handled the punting chores, kicking 35 times for a 37.2 yard average per kick... Had longest run from scrimmage in school history (94 yards) and the longest punt return (85 yards)... A native of Athens, Ala., Hamilton lettered four years for the Lions... Selected to the UNA All-Decade team for 1949-58... Received his B.S. degree in Physical Education in 1957... Wore number 28... He was selected for the 50th Anniversary UNA Football Team for 1949-98...

1955 • WENDELL TAYLOR • (Back)

WENDELL TAYLOR was named to the NAIA-Helms Foundation All-America team after rushing for 1,021 yards on 196 carries to become the school's first 1,000 yard rusher in a single season... Rushed for 13 TDs... Scored 21 TDs and had 1,985 yards rushing over his junior and senior seasons... Remained UNA's career rushing leader until 1971... Held single-season rushing mark of 964 yards on 166 carries and scored 13 TDs in 1954 before breaking his own mark the next season... Among his top career games were seven games of 100 yards rushing or more, including four in 1954 and three in 1955... Had 211 yards on 34 carries against East Tennessee State in 1954 for a career high... Selected as a permanent team captain in 1955... During his four years with the Lions, the teams had a combined 29-7-1 record and were a perfect 12-0 against state rivals Livingston, Jacksonville State and Troy State... A native of Bridgeport, Ala., Taylor was nicknamed "Whirlaway"... Selected to the "First Forty Years" All-Time UNA Football Team as selected by the Times Daily in 1988... Selected for the UNA All-Decade team for 1949-58... Inducted into the UNA Athletic Hall of Fame in 1992 in the third induction class... Received his B.S. degree in Marketing from UNA in 1956... Wore number 35... He was selected for the 50th Anniversary UNA Football Team for 1949-98...

1956 • MAX BURLESON • (Back)

MAX BURLESON earned NAIA All-America honors as a sophomore in 1956... An accomplished passer who played both quarterback and halfback for UNA... Rushed for 296 yards in 1957 on 66 carries and passed for 168 yards... Completed 40-of-70 passes for 563 yards and four touchdowns as a senior in 1959, while rushing for 356 yards... A three-year football letterman in 1956, 1957, and 1959... Also lettered in basketball and baseball... Later played professional baseball... Was one of the most successful high school football and baseball coaches in the state of Alabama at Johnson and Lee High schools in Huntsville... A native of Hackleburg, Ala., Burleson died in 1984... Selected to the UNA All-Decade team for 1949-58... Inducted into the UNA Athletic Hall of Fame as part of the second induction class in 1991... Wore number 23... He was selected for the 50th Anniversary UNA Football Team for 1949-98...

1956 • HAL SISSON • (Offensive Lineman)

HAL SISSON was chosen for NAIA Helms Foundation All-America honors after three seasons in which he played end, guard, and tackle for the Lions... Sisson blocked for four All-American backs at UNA... A native of Haleyville, Sisson lettered in 1954, 1955, and 1956... Was the first offensive lineman ever chosen for All-American acclaim at the school... Named to the "First Forty Years" All-Time UNA Football Team as Selected by the Times Daily in 1988 and was a member of the All-Decade team for 1949-58... He was selected for the 50th Anniversary UNA Football Team for 1949-98...

1957 • JACK REDWINE • (Back)

JACK REDWINE was an Associated Press Little All-American as a junior in 1957... Led team with 1,438 yards of total offense... Rushed for 808 yards in 1957 and scored 14 career touchdowns... Passed for 10 TDs... A 6-foot-2, 173-pound native of Cherokee, Ala., Redwine's 1,438 yard total was only six yards shy of leading all college football, finishing second to Washington State's Bon Newman with 1,444 yards... Rushed for 192 yards against Livingston in 1957 and had 180 against Jacksonville State in 1956... Lettered in football, basketball, baseball, and golf for the Lions... Selected to the UNA All-Decade team for 1949-58... Inducted into the UNA Athletic Hall of Fame in 1992 as part of the third induction class... Wore number 41...

1967 • DON CORNELIUS • (Quarterback)

DON CORNELIUS was an Associated Press Little All-American selection after fabulous career as UNA quarterback... Still holds several school records including most career passing yards at 4,309 and most yards passing in a season at 1,686... Had 5,226 yards of total offense, rushed for 33 touchdowns and passed for 22 TDs... Was responsible for all 22 TDs scored by squad in 1966, passing for 12 and rushing for 10... Cornelius came to play for the Lions after a stellar career at Lee High School in Huntsville, Ala... Broke into the starting lineup in 1964 as a freshman and held the spot for four years... Selected to the UNA All-Decade team for 1959-1968... Wore number 10... He was selected for the 50th Anniversary UNA Football Team for 1949-98...

1968 • RICKY LINDSEY • (Receiver)

RICKY LINDSEY was chosen for the Associated Press Little All-American honors after snagging 149 career passes for 1,611 yards during his career... Caught 12 touchdown passes and had 10 receptions in a single game... Caught 52 passes in one season which still stands as the school record... A native of Sheffield, Ala., Lindsey signed with the Cincinnati Bengals of the NFL... He teamed with Don Cornelius and Phil Logan for one of the top passing combinations in school history... Started at flanker from 1966-68 and was coached by former UNA great Harlon Hill... Selected to the "First Forty Years" All-Time UNA Football Team in 1988 and was a member of the UNA All-Decade Team for 1959-69... Inducted into the UNA Athletic Hall of Fame in 1992 as part of the third induction class... Also played baseball for the Lions and coached the UNA baseball team from 1973-74... Received his B.S. degree in Physical Education in 1969 and his Master's in Administration and Supervision in 1975... Wore number 22... He was selected for the 50th Anniversary UNA Football Team for 1949-98...

1975 • ROGER RALPH • (Receiver)

ROGER RALPH was named to the Associated Press All-American squad after a tremendous senior season... Was GSC's leading receiver with 48 for 767 yards... Was Gulf South Conference Offensive Player of the Year... A native of Arab, Ala., Ralph caught 4 TDs in one game for a school record and had 1,932 career receiving yards for another record... Had 122 career catches... 767 yards in 1975 was single-season mark... Selected to the "First Forty Years" All-Time UNA Football Team as selected by the Times Daily in 1988... Also named to the UNA All-Decade team for 1969-78... Wore number 20... He was selected for the 50th Anniversary UNA Football Team for 1949-98...

1982 • DON SMITH • (Offensive Lineman)

DON SMITH was voted first team Kodak All-American and second team Associated Press Little All-American after a stellar senior season as UNA's center... Played all three offensive line positions during his career and was long-snapper... Also an Academic All-America selection by the College Sports Information Directors of America... Played on UNA's first Gulf South Conference championship team in 1980 as team went 10-2... A native of Huntsville, Ala., Smith played on UNA squads with a combined 31-12 record from 1979-82... Only the second UNA offensive lineman ever chosen for All-American honors... Selected to the "First Forty Years" All-time UNA Football Team as selected by the Times Daily in 1988 and was named to the Gulf South Conference Team of the Decade for the 1980's... Selected for UNA All-Decade team for 1979-88... Named to the Gulf South Conference "Team of the Quarter Century" for 1971-95... Wore number 51... He was selected for the 50th Anniversary UNA Football Team for 1949-98...

1984 • DARYL SMITH • (Defensive Back)

DARYL SMITH was chosen first team All-American by the American Football Coaches Associated and Kodak, the Associated Press and the Football News as a senior and was the first UNA player selected for the annual Blue-Gray Football Classic All-Star game and the Senior Bowl... Had 43 tackles, three interceptions, eight pass breakups, and two blocked kicks as senior... Had nine career interceptions and 132 tackles... Broke-up 27 passes... Had eight blocked kicks, including five punts, two extra points and one field goal... Had blocked punts in consecutive NCAA Division II playoff games against Virginia Union and Central State in 1983... Selected to the "First Forty Years" All-Time UNA Football Team by the Times Daily in 1988 and was selected to the UNA All-Decade team for 1979-88... One of the three Lion defensive backs selected to the Gulf South Conference Team of the Decade for the 1980's... Named to the Gulf South Conference "Team of the Quarter Century" for 1971-95... The highlight of his National Football League career was playing in Super Bowl XXIV with the Cincinnati Bengals... A native of Opelika, Ala... Wore number 31... He was selected for the 50th Anniversary UNA Football Team for 1949-98...

LION ALL-AMERICANS

1985 • BRUCE JONES • (Defensive Back)

BRUCE JONES was UNA's second consensus All-America pick at cornerback in two years when he was named to the first-team All-America squad by the American Football Coaches Association and Kodak, the Associated Press and the Football News...A native of Courtland, Ala., Jones blocked six kicks, including five punts in 1985 to help lead UNA to a 12-2 record and a runner-up spot in the NCAA Division II...Scored five touchdowns during his career in the UNA secondary and made 164 tackles...Also had 10 interceptions which he returned for 172 yards...Team finished second nationally in pass defense, allowing 96.6 yards per game, second in scoring defense, allowing 7.5 points per game and fourth in total defense, allowing 198.7 yards per game...Selected to the "First Forty Years" All-Time UNA Football Team by the Times Daily in 1988 and to the UNA All-Decade team for 1979-88...One of three UNA defensive backs selected to the Gulf South Conference Team of the Decade for the 1980s...Named to the Gulf South Conference "Team of the Quarter Century" for 1971-95...Inducted into the UNA Athletic Hall of Fame in 1996...A four-year letterman and a starter from 1982-85...Wore number 40...He was selected for the 50th Anniversary UNA Football Team for 1949-98...

1985 • JAMES KNOWLES • (Place-Kicker)

JAMES KNOWLES was chosen as a first-team All-America kicker by the Football News after he converted on 32-of-35 extra point attempts and 18-of-26 field goal attempts in 1985 and led UNA in scoring with 86 points...A native of Montevallo, Ala., Knowles was UNA's starting place-kicker for four seasons and established an NCAA Division II record for points scored by kicking in a career (regular-season) with 263, which has since been broken...Set 12 school, nine Gulf South Conference and one NCAA record during his career...Ranked fourth in Division II history for career field goals with 45 (regular-season) when he closed his career in 1985...School and GSC records included career points scored (292), career points by a kicker (292), most extra points made and attempted in a career (139-149), most points by kicking in a season (86 in 1985), most field goals made in a season (18 in 1985) and most field goals attempted in a season (26 in 1984 and 1985)...Also set school mark for consecutive PATs made (62), most extra points made in a season (46), most extra points made in a game (7 vs. Valdosta State in 1982 and West Georgia in 1983) and longest field goal made (51 yards vs. Livingston in 1985)...UNA compiled a 37-7-4 record during Knowles four years as a kicker for the "First Forty Years" All-time UNA Football Team as selected by the Times Daily in 1988 and was named to the UNA All-Decade team for 1979-88...Chosen for the Gulf South Conference Team of the Decade for the 1980s...Named to the Gulf South Conference "Team of the Quarter Century" for 1971-95...Selected for the NCAA Division II "Team of the Quarter Century" for 1973-97...Selected for the UNA Athletic Hall of Fame in 1998...Wore number 28...He was selected for the 50th Anniversary UNA Football Team for 1949-98...

1987 • WENDELL PHILLIPS • (Defensive Back)

WENDELL PHILLIPS earned first-team All-America honors from the Football News in 1987 after finishing his senior season as the second leading tackler on the UNA squad with 81 stops from his safety position...Phillips finished his career at UNA with 263 tackles and 14 interceptions that he returned for 182 yards and one touchdown...Also recovered six fumbles and broke up 19 passes in his career...Finished second on team in tackles as a junior in 1986 with 89 tackles...Had 60 tackles (25 solo) as a sophomore and 33 stops (19 solo) as a freshman...He continued the tradition of great Lion defensive backs, becoming the fourth DB in four years to earn major acclaim...Phillips started in secondary as a freshman with Daryl Smith and Bruce Jones, who were named All-Americans, and Lewis Billups, who played in both the Blue-Gray Game and Senior Bowl and was the highest NFL draft choice ever from the Gulf South Conference...Helped lead UNA to the NCAA Division II National Championship Game as a sophomore in 1985 as a starter on one of the best defensive units ever assembled in Division II...One of the hardest hitters in UNA history...Also earned first-team All-Gulf South Conference honors as a senior...UNA had a 30-13-4 on-field record during his four years on the squad...Selected for the "First Forty Years" All-time UNA Football Team as selected by the Times Daily in 1988 and for the UNA Team of the Decade for 1979-88...A native of Leighton, Ala...Wore number 37...He was selected for the 50th Anniversary UNA Football Team for 1949-98...

1989, 1990 • JAMES DAVIS • (Linebacker)

JAMES DAVIS was the first Lion player to achieve first-team All-America status in two different seasons...He was chosen for the first-team All-America status in two different seasons...He was chosen for the first-team of the Football Gazette All-America team in 1989 and was a first-team selection for the Kodak-American Football Coaches Association team, the Associated Press Little All-America team and the Football Gazette All-America team in 1990...He closed his career as the leading tackler in UNA and Gulf South history with 528 total stops...He made 147 tackles in 1990 to become the first Lion to ever make more than 100 tackles in three different seasons...During 1990 he was named Gulf South Conference Defensive Player of the Week three times and was the National Division II Defensive Player of the Week twice and Regional Defensive Player of the Week another time by the Football Gazette and USA Today...He was named state Small College Athlete of the Year by the Alabama Sports Writers Association in 1990...He was a two-time All-GSC and two-time Academic All-GSC selection in 1989 and 1990...Davis also won the National Phi Beta Lambda Impromptu Speaking Competition in 1990 at the National Leadership Conference in Washington, D.C...He also received the Gulf South Conference Commissioner's Trophy as the top male student-athlete in the league in 1990-91...In 1989 he tied his own school record for tackles in a season with 156...Following the 1989 season he was selected to the GSC Team of the Decade for the 1980s and was the only active player chosen for the squad...Holds school single-game tackle mark with 24 in the 1988 season-opener against Alabama A&M...Intercepted nine passes in his career and was a three-year starter...Made 10 or more tackles in a game nine times as a sophomore, in all 11 games his junior season and in eight games as a senior...Made six career quarterback sacks...Was an Honorable Mention All-America pick by the Football News in 1988...Named to the Gulf South Conference "Team of the Quarter Century" for 1971-95...A native of Clanton, Ala...Wore number 20...He was selected for the 50th Anniversary UNA Football Team for 1949-98...

1989 • SEDRIC BARNETT • (Defensive Back)

SEDRIC BARNETT was chosen second-team All-American by the Football Gazette in 1989...Made 44 tackles with 30 primary stops...Recovered four fumbles, caused one, intercepted five passes and broke-up nine...Returned the interceptions for 11 yards and added one quarterback sack...Made 135 career tackles and pulled in seven interceptions from 1986-89...A first-team All-Gulf South Conference pick in 1989...Started three years for the Lions...A native of Florence...Wore number 31, the second UNA All-American defensive back to wear that number...

1990 • MIKE NORD • (Offensive Line)

MIKE NORD transferred to UNA from the University of Kentucky prior to his senior season and was a first-team Associated Press All-American selection in 1990 for the Lions...The team went 8-3 and advanced to the NCAA Division II playoffs...At 6-feet-7, 290 pounds, Nord started all 11 games for UNA in 1990 as the team led the Gulf South Conference in scoring offense and total offense...He was selected to the Senior Bowl and became the third Lion to ever participate in the game...He was also the first Lion to play in the East-West Shrine All-Star Game...He became the third offensive lineman in UNA football history to achieve first-team All-America status and his selection, along with James Davis to the AP, Kodak and Football Gazette teams and Bennie Jennings to the Football Gazette squad, marked the first time three Lions were named first-team All-American in the same season...He was second-team All-GSC selection...A native of Louisville, Ky...Wore number 70...

1990 • BENNIE JENNINGS • (Tight End)

BENNIE JENNINGS was named to the first-team of the Football Gazette All-America squad as a senior after making 29 catches for 456 yards and four touchdowns...A three-time All-Gulf South Conference pick - as a freshman, sophomore and senior, Jennings closed his career at UNA with 61 catches for 980 yards...A four-year letterman and starter for the Lions, Jennings played defense for most of his junior year after being projected as a pre-season All-American at tight end...But in 1990 he switched back to offense and lived up to that All-American billing as he helped take UNA to an 8-3 record and a spot in the Division II playoffs...A native of Fayetteville, Tenn...Wore number 86...He was selected for the 50th Anniversary UNA Football Team for 1949-98...

1991 • JOHN CRITTENDEN • (Punter)

JOHN CRITTENDEN was selected for the second-team of the Associated Press All-America team and the first-team of the Football Gazette All-America squad as a junior in 1991...He became the first Lion punter ever to take first or second-team All-America honors...He finished second in NCAA Division II in punting with a 43.2 average on 49 punts...In his first game as a Lion punter against Central Missouri State, he set school records for the longest punt and the best punting average in a game...His first punt as a Lion went 80 yards and he averaged 52.0 yards per punt in the game...His 43.2 average also set the UNA single season record and he just missed the Gulf South Conference record for a season at 43.5 set by Jacksonville State's Greg Lowery in 1982...He also was a first-team All-GSC pick by the league's coaches...In 1992 he was also first-team All-GSC as a senior, averaging 42.6 yards per kick on 47 punts to again lead the league...His 42.9 yard average on 96 career punts also set the UNA career record...Named to the Gulf South Conference "Team of the Quarter Century" for 1971-95...Punted bare-footed...He is a native of Carrollton, Miss...Wore number 6...He was selected for the 50th Anniversary UNA Football Team for 1949-98...

LION ALL-AMERICANS

1991, 1992 • HARVEY SUMMERHILL • (Defensive Back)

HARVEY SUMMERHILL, a native of Tuscumbia, became UNA's second two-time All-American...He was named to the second-team of the Football Gazette All-America squad as a junior in 1991 and was a consensus All-America pick as a senior in 1992 when he was selected by Kodak and the American Football Coaches Association, the Associated Press, the Football Gazette and the C.M. Frank All-America teams...He was selected first-team All-Gulf South Conference by the league's coaches in 1990, 1991 and 1992, making him just the second Lion football player to ever be a three-time first-team All-GSC pick...During his four-year career as a starter with the Lions, he made 312 tackles and 171 primary stops...He had 12 interceptions and 22 pass-breakups...He made 73 tackles in his senior season with 51 primary stops and two interceptions as UNA led the league in scoring defense and total defense and advanced to the quarterfinals of the Division II playoffs...Summerhill's selection continued the tradition of Lion All-American defensive backs, making him the fifth UNA defensive back in an eight-year period to be named first or second-team All-American - joining Darryl Smith, Bruce Jones, Wendell Phillips and Sedric Barnett...Named to the Gulf South Conference "Team of the Quarter Century" for 1971-95...Wore number 5...He was selected for the 50th Anniversary UNA Football Team for 1949-98...Named to Gulf South Conference Team of the 1990s.

1992, 1993 • TYRONE RUSH • (Running Back)

TYRONE RUSH was selected first-team All-American by the Football Gazette in 1992, following his junior season in which he rushed for 1,364 yards and six touchdowns...He led the Gulf South Conference in rushing and was selected first-team All-GSC for the second time in his career...He finished sixth in the voting for the Harlon Hill Trophy as the NCAA Division II College Player of the Year and was the top finisher among underclassmen...He averaged 113.7 yards per game and 6.2 yards per carry in helping UNA to lead the GSC in rushing offense and advance to the quarterfinal round of the NCAA Division II playoffs...Selected GSC Offensive Player of the Year...Set school records by rushing for 100 yards or more in eight games in 1992 and in five consecutive games...He was just the fourth Lion to ever rush for more than 1,000 yards in a season and he broke UNA's single-season rushing mark with his 1,364 yards...He also broke the regular-season mark with 1,136 yards...As a senior in 1993 he was selected first-team All-American by the Associated Press, Kodak, the Football Gazette and the NCAA Division II Sports Information Directors...He was selected as the runner-up for the Harlon Hill Trophy as the NCAA Division II Player of the Year after helping the Lions go 14-0 and win the Gulf South Conference and NCAA Division II National Championships...He was first-team All-GSC and was the GSC Offensive Player of the Year for the second straight year after leading the league in rushing and scoring...Set a UNA single season mark with 1,466 yards, scoring 17 touchdowns on 237 attempts...Named first-team All-South Region and was selected to play in the inaugural Snow Bowl NCAA Division II All-Star Game in Fargo, N.D...Named National Player of the Week against Delta State in 1993 after rushing for a school-record 248 yards on 22 carries against the Statesmen...Other school and GSC marks set in 1993 included points scored in a season (116), rushing touchdowns in a season (19) and touchdowns scored in a season (19)...Finished his career with 4,421 yards to become UNA's and the GSC's all-time leading rusher...had 791 carries, scored 36 touchdowns rushing and had a 5.4-yard average per carry in his career...Set UNA all-purpose yardage career mark as well with 6,020 yards, almost 2,000 more than the Troy Nelson in second place...His 37 career TDs scored tied the school record and his career rushes and TDs rushing were school records...His 4,421 career total yards ranks second at UNA and his 21 career 100-yard rushing games set a school mark...Named to the Gulf South Conference "Team of the Quarter Century" for 1971-95...A native of Philadelphia, Miss...Wore number 26...He was selected for the 50th Anniversary UNA Football Team for 1949-98...Named to Gulf South Conference Team of the 1990s.

1993, 1994, 1995 • RONALD MCKINNON • (Linebacker)

RONALD MCKINNON was selected first-team All-American by the NCAA Division II Sports Information Directors, the Football Gazette and C.M. Frank as a sophomore in 1993, and was a third-team pick by the Associated Press...Selected first-team All-GSC for the second straight season...Led UNA with 175 tackles, including 106 primary stops...Added five caused fumbles, three pass break-ups, three quarterback pressures, three tackles for loss, three interceptions and one blocked kick...Helped the Lions go 14-0, winning the GSC and NCAA Division II National Championships...A first-team All-South Region pick...Selected as the GSC's Defensive Player of the Week against Valdosta State, with 17 tackles and two interceptions in the game that gave UNA the GSC championship, and was Football Gazette/USA Today Division II Player of the Week with 17 tackles in UNA's national championship win over Indiana-Pennsylvania...Selected GSC Freshman of the Year in 1992...

Selected first-team All-American in 1994 by the American Football Coaches Association, the Associated Press, the Football Gazette, the Division II Sports Information Directors and C.M. Frank...Selected NCAA Division II National Player of the Year by CNN College Football Preview and Danny Sheridan, Football Gazette National Defensive Back of the Year and C.M. Frank Small University Defensive Player of the Year...Named GSC Defensive Player of the Week vs. Youngstown State and was Football Gazette National Defensive Player of the Week for his efforts in the National Championship Game...His interception deep in UNA territory with just over two minutes left preserved a 16-10 Lion win over Texas A&M-Kingsville in the championship contest...Led the Lions in tackles for a third straight year with 159 stops,

including 110 primary stops...The Lions went 13-1 in 1994 and won their second consecutive Gulf South Conference and NCAA Division II National championships...

In 1995 McKinnon became just the fifth three-time consensus first-team All-American in Division II history and was selected the winner of the Harlon Hill Trophy as NCAA Division II National Player of the Year, becoming the first defensive player to win the award...Also selected Football Gazette National Player of the Year, Football Gazette Defensive Back of the Year, first-team CoSIDA NCAA Division II All-American, first-team Associated Press Little All-American, first-team American Football Coaches Association All-American, first-team Football Gazette All-American, first-team American Football Quarterly NCAA Division II All-American and first-team C.M. Frank All-American...Became just the third player in Gulf South Conference history to be first-team All-GSC four straight years...Also selected Gulf South Conference Defensive Player of the Year for the second straight year, was first-team CoSIDA NCAA Division II All-South Region, participated in the 1995 Snow Bowl NCAA Division II All-Star Game and was selected as the East Defensive Most Valuable Player...Gulf South Conference Defensive Player of the Week vs. Alabama A&M on Sept. 9 and vs. Valdosta State on Oct. 28, Football Gazette Division II Regional Defensive Player of the Week vs. Carson-Newman on Nov. 25, Football Gazette Division II National Defensive Player of the Week vs. Ferris State on Dec. 2, Football Gazette Division II National Defensive Player of the Week vs. Pittsburg State on Dec. 9, permanent team captain and UNA's Defensive Most Valuable Defensive Player...Closed his career as the leading tackler in school and GSC history with 621 total stops and 407 primary stops...Had 29 career tackles for loss, seven sacks, 11 interceptions and recovered five fumbles...As a senior he had 139 tackles, 11 tackles for loss, four interceptions and four sacks...The Lions went 14-0 in 1995...Played on teams with a combined 48-5-1 record that included three straight GSC championships and three straight NCAA Division II National Championships...The Lions defense led Division II in rushing and scoring defense and was second in total defense...UNA led the GSC in all four defensive categories...A four-year starter, missing just one start, due to injury, in 54 career games...Named to the Gulf South Conference "Team of the Quarter Century" for 1971-95...Selected the "GSC Defensive Player of the Quarter Century" for 1971-95...Selected for the NCAA Division II "Team of the Quarter Century" for 1973-97...Signed as a free agent with the Arizona Cardinals following his senior season...A native of Elba, Ala...Wore number 44...He was selected for the 50th Anniversary UNA Football Team for 1949-98...Named Alabama Sports Writers Association State Professional Athlete of the Year for 1998...Named to Gulf South Conference Team of the 1990s.

1993 • JEFF REDCROSS • (Defensive End)

JEFF REDCROSS was selected first-team All-American by the NCAA Division II Sports Information Directors and the Football Gazette in 1993, and was a second-team pick by the Associated Press and C.M. Frank...He was named the Division II National Defensive Player of the Year by the Football Gazette and was selected first-team All-GSC and the GSC's Defensive Player of the Year in voting by the league's head coaches...A second-team All-South Region selection...Selected GSC Defensive Player of the Week in the Lions 44-32 win at Portland State...Finished fifth on the team in tackles with 82 total stops, including 51 primary hits...Caused one fumble, recovered three, broke-up six passes, had 20 quarterback pressures, 15 tackles for loss and seven sacks for a combined 107 yards in losses...Also blocked an extra-point...The Lions went 14-0, winning the GSC and NCAA Division II National Championships...Played on teams with a combined 32-14-1 record and helped take the Lions to the NCAA playoffs in 1990, 1992 and 1993...For his career, he made 179 tackles in three seasons as a starter on defense, with 104 primary stops, 22 tackles for loss and 10 sacks...Played his freshman season at tight end...A native of Huntsville, Ala...Wore number 56...He was selected for the 50th Anniversary UNA Football Team for 1949-98...Named to Gulf South Conference Team of the 1990s.

1993 • JEFF SURBAUGH • (Offensive Guard)

JEFF SURBAUGH was selected first-team All-American by the NCAA Division II Sports Information Directors and the Football Gazette in 1993, was a second-team pick by the Associated Press and a third-team selection by C.M. Frank...A first-team All-Gulf South Conference and All-South Region pick who was later selected to play in the inaugural Snow Bowl NCAA Division II All-Star Game...Helped lead the way for an offensive line that powered UNA to more than 70 school records in 1993...Team went 14-0 to win the GSC and NCAA Division II National Championships...The Lions rushed for 5,196 yards, averaged 371.1 yards rushing per game and 481.0 total yards per game to set UNA and GSC records...The team's 63 rushing touchdowns were 20 more than any team in GSC history and the Lions averaged 7.0 yards per play for the entire season...A native of New Martinsville, W.V...Wore number 78...He was selected for the 50th Anniversary UNA Football Team for 1949-98...Named to Gulf South Conference Team of the 1990s.

LION ALL-AMERICANS

1994, 1995 • KEITH HUMPHREY • (Linebacker)

KEITH HUMPHREY was selected second-team All-American by the Division II Sports Information Directors and third-team All-American by the Associated Press and the Football Gazette as a junior in 1994...Selected first-team All-Gulf South Conference for a second straight year...Named Gulf South Conference Defensive Player of the Week in wins over Delta State and Valdosta State...Was the second leading tackler for UNA's Purple Swarm defense with 138 total tackles, including 87 primary stops...Added a school record seven recovered fumbles, caused two fumbles, had 21 tackles for loss of 45 yards, one quarterback sack and one interception...The Lions went 13-1 in 1994 and won their second consecutive Gulf South Conference and NCAA Division II National championships....

In 1995 Humphrey was selected second-team Associated Press Little All-American, second-team C.M. Frank All-American, third-team Football Gazette All-American, first-team All-Gulf South Conference, first-team CoSIDA NCAA Division II All-South Region, Gulf South Conference Player of the Week vs. Central Arkansas on Oct. 14 and Gulf South Conference Player of the Week vs. Henderson State on Oct. 21...Set school records for career tackles for loss (49) and fumbles recovered (11)...Made 380 career tackles, with 250 primary stops, 49 tackles for loss of 139 yards in losses, 4.5 sacks for 23 yards and nine interceptions...Made 108 tackles as a senior with 21 tackles for loss, 2.5 sacks and three interceptions...Lions went 14-0 in 1995, including an 8-0 record in the GSC...Played on UNA teams with a combined 48-5-1 record that included three GSC championships and three Division II National Championships...A three-year starter...The Lions defense led Division II in rushing and scoring defense and was second in total defense...UNA led the GSC in all four defensive categories...Selected as a permanent team captain...A native of Huntsville, Ala...Named to the Gulf South Conference "Team of the Quarter Century" for 1971-95...Wore number 42...He was selected for the 50th Anniversary UNA Football Team for 1949-98...Named to Gulf South Conference Team of the 1990s.

1994 • MARCUS HUNTER • (Defensive End)

MARCUS HUNTER was selected second-team All-American by C.M. Frank and third-team All-American by the Football Gazette and the Division II Sports Information Directors...Finished the season with 69 total tackles, including 32 primary stops, 12 tackles for loss, 6.5 quarterback sacks and two recovered fumbles...Accounted for 94 yards in losses...Selected first-team All-Gulf South Conference as a senior and was GSC Defensive Player of the Week against Central Arkansas...Selected to play in the second Snow Bowl - NCAA Division II All-Star Game...The Lions went 13-1 in 1994 and won their second consecutive Gulf South Conference and NCAA Division II National championships...Started on both championship teams and started on three playoff squads in his four years with the Lions...Played for teams with a combined 37-12-1 record, which tied for the winningest senior class in school history...Was also All-GSC as a sophomore in 1992 and was 1991 GSC Freshman of the Year...A native of Moundville, Ala...Wore number 56...He was selected for the 50th Anniversary UNA Football Team for 1949-98...

1994, 1995 • MARCUS KEYES • (Defensive Tackle)

MARCUS KEYES was selected first-team All-American by the Division II Sports Information Directors as a junior in 1994...A transfer to UNA in 1994, Keyes made 82 total tackles, including 48 primary stops, caused four fumbles, recovered one, had 20 quarterback pressures, eight tackles for loss and six quarterback sacks...Blocked a Valdosta State field goal attempt in double-overtime to help pave the way for a 27-24 UNA win...Selected first-team All-Gulf South Conference and was the GSC Defensive Player of the Week against Mississippi College...The Lions went 13-1 in 1994 and won their second consecutive Gulf South Conference and NCAA Division II National championships...

In 1995, Keyes was selected first-team Football Gazette All-American, first-team C.M. Frank All-American, second-team Associated Press Little All-American and second-team CoSIDA NCAA Division II All-American...Also a first-team All-Gulf South Conference pick, first-team CoSIDA NCAA Division II All-South Region, participated in the 1995 Blue-Gray All-Star Classic and participated in the 1995 Senior Bowl...Made 140 tackles in two seasons with 80 primary stops and nine sacks for 51 yards...Helped lead UNA to a 14-0 record in 1995 and the GSC and NCAA Division II championships...The Lions defense led Division II in rushing and scoring defense and was second in total defense...UNA led the GSC in all four defensive categories...Named to the Gulf South Conference "Team of the Quarter Century" for 1971-95...A native of Taylorsville, Miss...Drafted and signed by the Chicago Bears following his senior season...Wore number 92...He was selected for the 50th Anniversary UNA Football Team for 1949-98...Named to Gulf South Conference Team of the 1990s.

1994, 1995 • ISRAEL RAYBON • (Defensive Tackle)

ISRAEL RAYBON was selected first-team All-American by the Football Gazette and second-team All-American by C.M. Frank as a junior in 1994...Named first-team All-Gulf South Conference as well...Made 64 total tackles in 1994, including 43 primary stops, caused one fumble, had 13 tackles for 54 yards in losses, five quarterback sacks for 33 yards in losses, 10 quarterback pressures, two blocked kicks and returned an interception for a touchdown against West Georgia...The Lions went 13-1 in 1994 and won their second consecutive Gulf South Conference and NCAA Division II National championships....

In 1995, Raybon was selected first-team Football Gazette All-American, Football Gazette NCAA Division II Defensive Lineman of the Year, first-team American Football Quarterly NCAA Division II All-American, first-team CoSIDA NCAA Division II All-American, first-team Associated Press Little All-American and first-team C.M. Frank All-American...Participated in 1995 Blue-Gray All-Star Classic and was selected as the Gray Defensive Most Valuable Player...Also participated in the 1995 East-West Shrine Classic...Chosen first-team All-Gulf South Conference, first-team CoSIDA NCAA Division II All-South Region, Gulf South Conference Player of the Week vs. Mississippi College on Sept. 9 and Football Gazette Division II National Player of the Week vs. Mississippi College on Sept. 9...Played on UNA teams with a combined 48-5-1 record that included three straight GSC titles and three straight Division II National Championships...UNA went 14-0 in 1995 and the Lions defense led Division II in rushing and scoring defense and was second in total defense...UNA led the GSC in all four defensive categories...Finished his career with 187 stops and 116 primary stops...Had 32 tackles for loss of 98 yards and 12.5 sacks for 92 yards...Set a school record with nine career blocked kicks...Selected permanent team captain...Named to the Gulf South Conference "Team of the Quarter Century" for 1971-95...Drafted and signed by the Pittsburgh Steelers following his senior season...Also played with the Carolina Panthers...Played with the New York/New Jersey Hitmen in the XFL in 2000...Selected for the NCAA Division II "Team of the Quarter Century" for 1973-97...A native of Huntsville, Ala...Wore number 97...He was selected for the 50th Anniversary UNA Football Team for 1949-98...Named to Gulf South Conference Team of the 1990s.

1994 • KIN TAYLOR • (Center)

KIN TAYLOR was selected first-team All-American by the Football Gazette and second-team All-American by the Division II Sports Information Directors as a senior in 1994...The Lions went 13-1 in 1994 and won their second consecutive Gulf South Conference and NCAA Division II National championships...Lions finished fifth nationally in rushing (303.9) and 14th in scoring (36.2)...A three-year starter and four-year letterman...Played for teams with a combined 37-12-1 record, which tied for the winningest senior class in school history...A two-time Academic All-GSC selection as well...Played in 1994 Snow Bowl...A native of Eclectic, Ala...Wore number 74...He was selected for the 50th Anniversary UNA Football Team for 1949-98...

1994, 1995 • JON THOMPSON • (Offensive Guard)

JON THOMPSON was selected first-team All-American by the Associated Press, the Division II Sports Information Directors and C.M. Frank, and second-team All-American by the Football Gazette as a junior in 1994...The Lions went 13-1 in 1994 and won their second consecutive Gulf South Conference and NCAA Division II National championships...Lions finished fifth nationally in rushing (303.9) and 14th in scoring (36.2)...

In 1995 Thompson was selected to the first-team Associated Press Little All-America team, first-team CoSIDA NCAA Division II All-American, first-team American Football Quarterly NCAA Division II All-American, first-team C.M. Frank All-American, second-team Football Gazette All-American, first-team All-Gulf South Conference and first-team CoSIDA NCAA Division II All-South Region...Selected as a permanent team captain...Helped lead UNA to a 14-0 record and a Division II National Championship in 1995...A four-year starter for teams with a combined 48-5-1 record that included three straight GSC titles and three straight Division II National Championships...Selected All-GSC four straight years, with a second-team selection as a freshman, followed by three straight years on the first team...Named to the Gulf South Conference "Team of the Quarter Century" for 1971-95...Selected for the NCAA Division II "Team of the Quarter Century" for 1973-97...A native of Muscle Shoals, Ala...Wore number 70...He was selected for the 50th Anniversary UNA Football Team for 1949-98...Named to Gulf South Conference Team of the 1990s.

1995 • JARIUS HAYES • (Tight End)

As a senior in 1995, JARIUS HAYES was selected first-team All-Gulf South Conference, first-team CoSIDA NCAA Division II All-South Region, participated in the Snow Bowl NCAA Division II All-Star Game, was selected third-team CoSIDA NCAA Division II All-American and honorable mention Football Gazette All-American...Started 54 consecutive games from 1992-95 at tight end...Closed his career with 21 catches for 450 yards and four touchdowns and rushed for three touchdowns, including a 68-yard TD run against Arkansas Tech...Caught seven passes for 155 yards as a senior...Permanent team captain...Played for UNA teams with a combined 48-5-1 record that included three straight GSC titles and three straight Division II National Championships...Named to the Gulf South Conference "Team of the Quarter Century" for 1971-95...Drafted and signed by the Arizona Cardinals following his senior season...A native of Muscle Shoals...Wore number 84...He was selected for the 50th Anniversary UNA Football Team for 1949-98...Named to Gulf South Conference Team of the 1990s.

LION ALL-AMERICANS

1995 • CODY GROSS • (Quarterback)

CODY GROSS was selected first-team All-Gulf South Conference, Gulf South Conference Offensive Player of the Year, first-team CoSIDA NCAA Division II All-South Region, first-team C.M. Frank All-American, third-team CoSIDA NCAA Division II All-American and honorable mention Football Gazette All-American as a senior in 1995. Had a 41-2 record as a starting quarterback from 1992-95 including a 12-1 record as a starter in the NCAA playoffs. Set school records for career rushing touchdowns and touchdowns scored (40), career touchdowns responsible for (65) and career total offense (5,614). His only two losses as a starter were to 1992 Division II National Champion Jacksonville State in the NCAA quarterfinals (12-10) and to 1994 Division I-AA National Champion Youngstown State (17-14) in Youngstown in a regular-season matchup. Despite suffering a torn muscle, he played extensively in the 1995 Division II Championship Game, leading three scoring drives in a 27-7 win over Pittsburg State. Led UNA to 14-0, 13-1 and 14-0 records from 1993-95 and played on UNA teams with a combined 48-5-1 record that included three straight GSC titles, three straight national championships and four straight playoff appearances. Permanent team captain, and UNA's Offensive Most Valuable Offensive Player in 1995. Named to the Gulf South Conference "Team of the Quarter Century" for 1971-95. A native of Rogersville, Ala. Wore number 15. He was selected for the 50th Anniversary UNA Football Team for 1949-98. Named to Gulf South Conference Team of the 1990s.

1995 • MICHAEL WILLIAMS • (Offensive Tackle)

MICHAEL WILLIAMS was selected first-team All-Gulf South Conference, first-team CoSIDA Division II All-South Region, second-team CoSIDA NCAA Division II All-American and honorable mention Football Gazette All-American as a senior in 1995. A four-year starter who started 54 consecutive games from 1992-95 on teams with a combined 48-5-1 record that included three straight GSC titles and three straight NCAA Division II National Championships. A three-time Academic All-Gulf South Conference selection as well. A native of Rogersville, Ala. Wore number 75. He was selected for the 50th Anniversary UNA Football Team for 1949-98. Named to Gulf South Conference Team of the 1990s.

1995, 1996 • GERALD SMITH • (Defensive Back)

GERALD SMITH was selected first-team All-Gulf South Conference, first-team CoSIDA NCAA Division II All-South Region, second-team CoSIDA NCAA Division II All-American, third-team Football Gazette All-American and third-team C.M. Frank All-America as a junior in 1995. Made 67 tackles to finish fourth on the team. Had 53 primary stops, four interceptions and 12 pass break-ups. UNA went 14-0 in 1995 to claim its third straight GSC and Division II National Championships. The Lions defense led Division II in rushing and scoring defense in 1995, was second in total defense and 13th in passing efficiency defense.

In 1996 Smith was selected first-team All-American by the American Football Coaches Association, the Associated Press, CoSIDA and American Football Quarterly, and was a second-team All-America pick by the Football Gazette. Made 74 tackles as a senior to lead UNA. Had 57 primaries, 17 assists and tied for the GSC lead with five interceptions. Closed his career with 310 total tackles, making 228 primary stops and 82 assists. Made 14 interceptions for 79 yards and one touchdown, and added 14 tackles for loss of 54 yards, four fumble recoveries, 11 caused fumbles and 45 pass break-ups. A four-year starter and three-time All-GSC selection who played on UNA teams with a combined 47-6 record that included three straight GSC titles and three straight national championships. A native of Moss Point, Miss. Wears number 7. He was selected for the 50th Anniversary UNA Football Team for 1949-98. Named to Gulf South Conference Team of the 1990s.

1995, 1996, 1997 • REGINALD RUFFIN (Defensive End, Linebacker)

REGINALD RUFFIN became UNA's second three-time All-American and is the only Lion to ever earn All-America honors at two different positions. He was an All-America pick at defensive end in 1995 and 1996, and at linebacker in 1997.

In 1995 he was selected first-team All-Gulf South Conference, first-team CoSIDA NCAA Division II All-South Region, third-team CoSIDA NCAA Division II All-American, third-team C.M. Frank All-American and honorable mention Football Gazette All-American in 1995. Selected Gulf South Conference Defensive Player of the Week vs Albany State on Sept. 2. The Lions defense led Division II in rushing and scoring defense in 1995, was second in total defense and 13th in passing efficiency defense. UNA went 14-0 in 1995 to claim its third straight GSC and Division II National Championships.

In 1996, Ruffin was selected second-team All-American by the Associated Press, CoSIDA and the Football Gazette. Was selected All-Gulf South Conference and first-team CoSIDA All-South Region. Made 51 tackles with 14 quarterback pressures, nine tackles for loss of 41 yards, 9.5 sacks for 91 yards and recovered two fumbles.

A two-time All-American on the defensive line, in 1997 Ruffin was selected first-team All-American by the Associated Press, the Football Gazette and the American Football Coaches Association, and was a second-team All-America pick by Daktronics as a linebacker. He was first-team All-GSC for a third straight year and was first-team All-South Region. He made 122 total tackles, with 89 primary stops, three caused fumbles, two recovered fumbles, 17 tackles for loss of 42 yards, four sacks for 30 yards and two interceptions.

A four-year starter who set a school record with 34 career sacks and set the school single-season sack record with 11 in 1994. His career sacks and tackles for loss total 431 yards in losses. He played for UNA teams with a combined 43-9 record that included two national championships and two GSC titles. Selected GSC Freshman of the Year in 1994. A native of Butler, Ala. Wore number 58. He was selected for the 50th Anniversary UNA Football Team for 1949-98. Named to Gulf South Conference Team of the 1990s.

1997 • MARCUS HILL • (Defensive Back)

MARCUS HILL was selected first-team All-American by the Football Gazette and was a second-team All-American by the Associated Press. He was also a first-team All-Gulf South Conference and first-team All-South Region pick. He led UNA with 123 total tackles, with 79 primary stops, two caused fumbles, one recovered fumble, 15 pass break-ups and six interceptions. He helped the Lions to a 9-3 record in 1997 and an NCAA playoff berth. A four-year letterman and three-year starter. Closed his career with 10 interceptions. A native of Russellville, Ala. Wears number 4. Named to Gulf South Conference Team of the 1990s.

1997 • JOE WASHINGTON • (Offensive Guard)

JOE WASHINGTON was selected second-team All-American by Daktronics and third-team All-American by the Football Gazette. He was also first-team All-Gulf South Conference and first-team All-South Region. He helped UNA to a 9-3 record in 1997 and an NCAA playoff berth. He played for UNA teams with a combined 43-9 record that included two national championships and two GSC titles. A four-year letterman from 1994-97 and a two-year starter. A native of Huntsville, Ala. Wore number 61.

1998 • SHAWN CASH • (Defensive End)

SHAWN CASH was selected as a second-team All-American in 1998 by the Football Gazette. He made 47 tackles with 30 primary stops. Had a school record five sacks on Sept. 26, 1998 against Central Arkansas. Selected GSC Defensive Player of the Week and Football Gazette National Defensive Player of the Week for the Central Arkansas game. Finished the season with 10 sacks, only one shy of the school single-season record. In his two years at UNA, he had 89 tackles with 15 sacks and 13 tackles for loss. Named All-Gulf South Conference and Daktronics All-South Region. A native of McLellonsville, S.C. Wore number 95.

1998 • TYRONE BELL • (Defensive Back)

TYRONE BELL was selected second-team All-American by the Football Gazette in 1998. That season he had 43 tackles, 6.5 tackles for loss, and six interceptions. He was selected All-Gulf South Conference and All-South Region in 1998. He was a four-year Lion letterman in 1994-95 and 1997-98. He closed his UNA career with 10 interceptions and 148 career tackles. He was a member of two UNA National Championship teams and the Lions went to the playoffs three times in his four years at the school. He was drafted in the sixth round of the NFL Draft by the San Diego Chargers. Played with the Memphis Maniax of the XFL in 2000. A native of West Point, Miss. Wore number 9.

2000 • CHAD SEARS • (Defensive Back)

CHAD SEARS was selected second-team All-American by D2Football.com and was a third-team All-American pick by the Football Gazette in 2000. He was first-team All-Gulf South Conference in 2000 and second-team in 1999. As a senior he was also Daktronics first-team All-South Region and played in the Cactus Bowl - NCAA Division II All-Star game. He made 83 tackles as a senior with four interceptions. During his career he made 293 total tackles and had six interceptions to go with 10 tackles for loss of 22 yards, nine caused fumbles and eight fumble recoveries. He led the Lions in tackles each of his last two seasons at UNA. A native of Russellville, Ala., he was a four-year letterman for the Lions from 1997-2000. Wore number 15.

2003 • WILL HALL • (Quarterback)

WILL HALL was selected first-team All-American by the Associated Press, Daktronics, Football Gazette and D2Football.com as a senior in 2003. He won the 2003 Harlon Hill Trophy as NCAA Division II College Football Player of the Year and led the NCAA Division II in passing efficiency in 2003 with a 173.3 rating. He completed 267 of 372 passes for 3,531 yards and 30 touchdowns in 2003 - all school records. He led the Lions to a 13-1 record that included the first perfect 11-0 regular-season in school history, a Gulf South Conference championship and a spot in the semifinals of the NCAA Division II playoffs. He played in the Cactus Bowl NCAA Division II All-Star Game. He was a two-time Gulf South Conference Player of the Week and a two-time Division II National Player of the Week in 2003. He set school records for most touchdown passes in a game (4), completions in a game (30), total offense in a season (3,998), passing yards in a season (3,531), completions in a season (9267), pass attempts in a season (372), completion percentage in a season (71.8), touchdown passes in a season (30), touchdowns responsible for in a season (35), career passing yards (6,166), career TD passes (42), completions in a career (471), pass attempts in a season (693), career completion percentage (68.0). He broke the career marks in just two seasons. A native of Amory, Miss., he wore number 7.

LION ALL-AMERICANS

2003 • TRAVIS JOHNSTON • (Place-Kicker)

TRAVIS JOHNSTON was selected first-team All-American by Dopke.com, third-team All-American by the Football Gazette and honorable mention All-American by D2Football.com in 2003...He was also first-team All-South Region by the Football Gazette...He ranked 37th in Division II in punting at 39.3, was 17th in field goals per game (1.1) and 54th nationally in scoring (7.5)...He set NCAA Division II records for most points scored by kicking in a season (105) and consecutive extra-points made in a season (57)...In 2003 handled both the kicking and punting duties, averaging 39.3 yards on 55 punts and hitting 57-of-58 extra points on 16-of-18 field goal attempts...His 105 points were second on the team...He helped lead the Lions to a 13-1 record that included the first perfect 11-0 regular-season in school history, a Gulf South Conference championship and a spot in the semifinals of the NCAA Division II playoffs...For his four-year career he made 34-of-55 field goal attempts and 148-of-155 extra-points, while scoring 250 career points...A native of Auburn, Ala., he wore number 11.

2003 • SHERWIN LYONS • (Offensive Tackle)

SHERWIN LYONS was selected second-team All-American by the Football Gazette in 2003...He was also first-team All-Gulf South Conference and first-team Daktronics All-South Region...He helped lead the Lions to a 13-1 record that included the first perfect 11-0 regular-season in school history, a Gulf South Conference championship and a spot in the semifinals of the NCAA Division II playoffs...A four-year letterman and two-year starter for the Lions...A native of Fort Valley, Ga., he wore number 67.

2003, 2004 • EVAN OGLESBY • (Defensive Back)

EVAN OGLESBY was selected first-team All-American by the Football Gazette and was honorable mention All-American by D2Football.com as a junior in 2003...He was first-team All-Gulf South Conference and first-team Football Gazette All-South Region...He ranked 30th in Division II in interceptions with seven for 40 yards in returns and two touchdowns...He finished fourth on the team in tackles with 66, including 49 solos and 17 assists...He had 15 pass break-ups, a fumble caused and recovered and two tackles for loss...He helped lead the Lions to a 13-1 record that included the first perfect 11-0 regular-season in school history, a Gulf South Conference championship and a spot in the semifinals of the NCAA Division II playoffs...As a senior in 2004 he was selected first-team All-American by the D2Football.com, second-team by Dopke.com and honorable mention by Football Gazette...He made 45 tackles with one tackle for loss, one interception, blocked one kick and deflected 11 passes...He was first-team All-GSC as a senior and was second-team Daktronics All-South Region, first-team Football Gazette All-South Region and played in the Cactus Bowl Division II All-Star Game...He was a four-year letterman and starter for the Lions...He finished his career with 224 tackles, 11 tackles for loss, 13 interceptions and 38 pass break-ups...A native of Toccoa, Ga., he wore number 6...He was signed as a free agent by the Buffalo Bills.

2004 • KEN TRIPLETT • (Defensive Lineman)

KEN TRIPLETT was selected first-team All-American by the American Football Coaches Association and the Associated Press as a senior in 2004...He was first-team All-Gulf South Conference...He made 44 total tackles with 12 tackles for loss of 46 yards, four sacks for 25 yards and three forced fumbles...A two-year letterman, he wore number 86 as a junior and number seven as a senior...A native of Louisville, Miss., Triplett made 23 tackles as a junior with nine tackles for loss and 5.5 sacks...He wore number 7 as a senior.

2004, 2005 • LANCE ANCAR • (Center)

LANCE ANCAR was selected third-team All-American by the Football Gazette, third-team by Dopke.com and honorable mention by D2Football.com as a junior in 2004...He was first-team All-Gulf South Conference and first-team All-South Region by both Football Gazette and Daktronics...He was also an honorable mention All-America pick by the Football Gazette in 2003, while also earning All-GSC and second-team All-South Region honors...In 2005 Ancar was the recipient of the Rimington Trophy as the top center in NCAA Division II football...He was named first-team All-American by the American Football Coaches Association, CollegeSportsReport.com and the Football Gazette...He was a second-team All-American pick by Daktronics, and D2Football.com and a third-team pick by the Associated Press. He was first-team All-Gulf South Conference and first-team All-Southeast Region by both Daktronics and the Football Gazette...A four-year letterman and three-year starter...He helped lead UNA to the semifinals of the NCAA Division II playoffs in 2003 and 2005...UNA had a 33-16 record in his three years at the school, including a 29-9 record from 2003-05...A native of Harvey, Louisiana, he wore number 68.

2005 • BLAKE FARRIS • (Defensive Back)

BLAKE FARRIS was named first-team All-American at defensive back by the Football Gazette, CollegeSportsReport.com, Daktronics and D2Football.com as a senior in 2005...He was also first-team All-Gulf South Conference, first-team Football Gazette All-Southeast Region and first-team Daktronics All-Southeast Region...He was Football Gazette National Player of the Week for his efforts in UNA's first-round playoff win at Valdosta State...He intercepted a school-record 10 passes that he returned for 192 yards. He also had 12 pass break-ups, 49 tackles, 3.5 tackles for loss, two fumble recoveries and two blocked kicks...He ranked ninth in the nation in interceptions and tenth in passes defended...A four-year letterman and starter, Farris finished with 16 career interceptions and 170 career tackles...He signed as a free agent with the Cleveland Browns following his senior season...A native of Jasper, Ala., he wore number 27.

2005, 2006 • ANTHONY MERRITT (Receiver/Return Specialist/All-Purpose)

ANTHONY MERRITT finished sixth in the voting for the Harlon Hill Trophy as the Division II National Player of the Year as a junior in 2005...He was named first-team All-American as a return specialist by D2Football.com., second-team All-American as an all-purpose back by Daktronics, third-team All-American as a kick returner by CollegeSportsReport.com, second-team as a return specialist by Football Gazette and also honorable mention All-American as a wide receiver by Football Gazette...He was first-team Daktronics All-Southeast Region as both a return specialist and receiver...He was first-team all-region as a return specialist by Football Gazette and second-team as a receiver...In his first season on offense in 2005, Merritt caught a school-record 81 passes for 942 yards and eight touchdowns...He added 23 rushing attempts for 168 yards and three touchdowns, completed his only pass attempt for 21 yards and a touchdown, returned 51 punts for 546 yards and two touchdowns and 23 kickoffs for 595 yards and one touchdown...He finished the season with 2,251 all-purpose yards...He was a two-time GSC Player of the Week and was National Player of the Week by both D2Football.com and Football Gazette after scoring four different ways in a five touchdown performance in UNA's win over Delta State...He was first-team All-GSC as both a receiver and kick returner...He broke 13 school and two GSC records and also broke Division II record for total kick returns in a season with 71...

As a senior in 2006 Merritt was again a candidate for the Harlon Hill Trophy as the Division II National Player of the Year...He was named first-team All-American as a wide receiver by the American Football Coaches Association., first-team All-American as an all-purpose back by Daktronics, second-team All-American as a kick returner, and honorable mention All-American as a receiver by Football Gazette and also a second-team All-American as an all-purpose back by D2Football.com...He caught 51 passes for 588 yards and four touchdowns and had 733 yards in returns...He was 4-of-5 passing and threw three TD passes, while also rushing for 192 yards and one score...Finished his career with 5,294 all-purpose yards and set four Division II, seven Gulf South Conference and 19 UNA records...Career numbers include 146 punt returns for 1,760 yards and six TDS, 67 kickoff returns for 1,618 yards and two TDs, 132 receptions for 1,530 yards and 12 TDs, 384 yards rushing and four TDs, four TD passes, 19 tackles and two interceptions...Helped lead UNA to an 11-1 record and a GSC title in 2006, and 11-3 record and into the semifinals of the Division II playoffs as a junior in 2005 and to a 13-1 record and into the semifinals of the Division II playoffs as a freshman...Teams he played on had a combined 40-10 record, won two GSC titles and made three playoff appearances...A four-year letterman and starter, Merritt is a native of Columbus, Ga., and wore number 21.

2005 • CHIP LONG • (Tight End)

CHIP LONG was selected first-team All-American at tight end by the Football Gazette, second-team by CollegeSportsReport.com and Daktronics and third-team by D2Football.com as a senior in 2005...Long was also first-team All-Gulf South Conference, first-team Football Gazette All-Southeast Region and first-team Daktronics All-Southeast Region...In 2005 he caught 66 passes for 802 yards and five touchdowns, averaging 12.2 yards per catch...He was also 1-for-1 passing for eight yards...He caught three touchdown passes in UNA's 41-38 overtime win in the quarterfinals of the NCAA Division II playoffs at Central Arkansas...For his career, Long caught 97 passes for 1,225 yards and 10 touchdowns...He was a four-year letterman who also served as the Lions' long snapper...A native of Mountain Brook, Ala., he wore number 83.

2006 • JOJO BATES • (Center)

JOJO BATES earned second-team All-American honors from Daktronics and was an honorable mention pick by D2Football.com as a senior...In his four years at UNA he helped lead the Lions to the NCAA Playoffs three times and the teams had a combined 40-10 record...The Lions ranked among the national leaders in scoring (33.5) and total offense (379.2) in 2006...He was chosen All-Gulf South Conference and All-Southeast Region...A native of Birmingham, Ala., he wore number 62.

2007 • CRAIG FOX • (Safety)

CRAIG FOX was chosen first-team All-American by the American Football Coaches Association and the All-American Football Foundation, third-team All-American by the Football Gazette and honorable mention All-American by D2Football.com as a senior...He helped lead the Lions to a 10-2 record and to the quarterfinals of the Division II playoffs...He was also chosen first-team All-Gulf South Conference and first-team All-South Region...He finished second on the UNA team in tackles with 74 and had seven tackles for loss, three interceptions for 106 yards, a school-record 99-yard fumble return, and five pass break-ups...A native of Kentwood, La., Fox was a two-year letterman at UNA and wore number 26.

2007 • J.D. WHITED • (Offensive Tackle)

J.D. WHITED was chosen third-team All-American by the Associated Press and the Football Gazette as a senior...He helped lead the Lions to a 10-2 record and to the quarterfinals of the Division II playoffs...He was All-GSC and All-South Region after helping UNA average 37.5 points and 408 yards per game...A native of Oneonta, Ala., he wore number 65.

LION ALL-AMERICANS

2007 • TIM HUNT • (Defensive Lineman)

TIM HUNT was chosen third-team All-American by the Football Gazette and was an honorable mention pick by D2football.com as a senior...He helped lead the Lions to a 10-2 record and to the quarterfinals of the Division II playoffs...He was first-team All-GSC, first-team All-South Region and played in the Cactus Bowl Division II All-Star Game...He finished the season with 39 tackles, 9.5 tackles for loss of 51 yards, 6.5 sacks for 38 yards, three pass break-ups and caused two fumbles...He played in the Cactus Bowl Division II All-Star Game...A native of Mobile, Ala., Hunt wore number 46.

2008 • TOM SCHNEIDER • (Kicker)

TOM SCHNEIDER was a consensus first-team All-American pick, chosen by the Associated Press, the Football Gazette, D2football.com and Daktronics as a senior in 2008 ... In his only season at UNA after transferring from the University of California, Schneider was also first-team All-Gulf South Conference, a GSC Special Teams Player of the Week selection (Nov. 10) and a first-team All-Super Region 2 pick by both Daktronics and Football Gazette...He set an NCAA Division II record for consecutive PATs made in a season with 73...He also two GSC records, including most points scored by kicking in a season (130)...He led UNA in scoring and was a perfect 73-of-73 on extra point attempts...He made 19 of his 26 field goal attempts...He set six UNA records in 2008...he ranked seventh in Division II in field goals and 15th in the nation in scoring...He made three field goals in the Cactus Bowl NCAA Division II All-Star Game...A native of Walnut Creek, Calif...Schneider wore number 47.

2008, 2009 • WILL BATSON • (Punter)

WILL BATSON was chosen first-team All-American by the American Football Coaches Association, second-team by Daktronics, third-team by the Associated Press, and honorable mention by the Football Gazette, and D2football.com as a junior...In 2008 he was selected second-team All-Gulf South Conference, first-team Daktronics All-Super Region 2 and second-team Football Gazette All-Super Region 2...He finished the season with a 41.2 average on 53 punts with a long of 61... He had 13 punts of over 50 yards and had 14 punts downed inside the opposing team's 20-yard line...

As a senior in 2009 he was a first-team All-American pick by Daktronics and D2Football.com, and a third-team selection by the Associated Press...First-team All-Region pick by Daktronics and second-team Football Gazette...First-team All-GSC...Academic All-GSC, ESPN The Magazine Academic All-District IV and ESPN The Magazine second-team Academic All-America...Helped lead UNA to an 11-2 record, a Gulf South Conference Championship and a spot in the quarterfinals of the playoffs...Punted 57 times for a 41.6 average and a long of 70...Had 141 career punts and a 40.8 career average...A native of Killen, Ala...Batson wore number 45.

2008, 2009 • MICHAEL JOHNSON • (Linebacker)

MICHAEL JOHNSON was chosen first-team All-American by Daktronics and second-team by D2football.com as a junior in 2008... He was also first-team All-Gulf South Conference and first-team All-Super Region 2 by Football Gazette and Daktronics...He led UNA in tackles with 84 and added two interceptions...He returned one pick 77 yards for a touchdown against Delta State in an NCAA playoff game...He helped lead UNA to a 12-2 record in 2008...

As a senior in 2009 he was a first-team All-American pick by Daktronics, D2Football.com, Football Gazette and the Associated Press...He was voted National Defensive Player of the Year by Daktronics and D2Football.com, and was also the Gulf South Conference Defensive Player of the Year...All-GSC pick for the fourth straight year and all-region for the fourth time...Led the team with 113 tackles, 17.0 tackles for loss and five sacks...Two interceptions for 23 yards, caused four fumbles and recovered two...Led UNA to an 11-2 record, a Gulf South Conference Championship and a spot in the quarterfinals of the playoffs...Finished his career with 365 total tackles, 31.5 tackles for loss and 8.5 sacks...Part of a UNA senior class that had a 44-7 overall record to ranks as third winningest senior class in school history...Class of 2009 was ranked nationally in Top 11 for 54 straight weeks (or every week these players were part of the UNA program), with four straight seasons with 10 or more wins and four straight playoff appearances...A Panama City, Fla., native...He wore number 52.

2008 • SAM HATHORN • (Offensive Lineman)

SAM HATHORN, a four-year letterman and three-year starter on the UNA offensive line, was selected second-team All-American as a senior by Daktronics and the Associated Press and honorable mention All-American by D2Football.com and the Football Gazette...He was also first-team All-Gulf South Conference and first-team Daktronics and Football Gazette All-Super Region 2...In his four years at UNA the Lions had a 44-8 overall record, had four straight seasons with 10 or more wins and made four straight trips to the Division II playoffs...The Lions were 23-2 at home and were ranked in the Top 25 in Division II for 49 straight weeks...He was also second-team All-Gulf South Conference and first-team Football Gazette All-Southeast Region in 2007...A native of Corinth, Miss...He wore number 60.

2008 • DAVID RAYMOND • (Defensive Back)

DAVID RAYMOND, a transfer from Middle Tennessee State, was selected for three All-American teams as a senior in 2008...He was a first-team All-American pick by Daktronics and a second-team selection by the Football Gazette and the Associated Press... He was also chosen first-team All-Gulf South Conference and first-team All-Super Region 2 by Daktronics and the Football Gazette...He intercepted five passes and returned them for 106 yards and one touchdown...He helped lead a Lion defense that led Division II in interceptions with 32... He added 46 tackles, with 3.5 tackles for loss and nine pass breakups...A native of Atlanta, Ga...He wore number 31.

2009 • CALVIN WILSON • (Offensive Tackle)

CALVIN WILSON, a transfer from Southern Mississippi, was selected for first-team All-American honors in 2009 by Daktronics and third-team by the Associated Press...He was also an honorable mention All-American pick by D2Football.com. Wilson helped pave the way for a UNA offense that averaged 39.5 points and 418 yards per game...Helped lead UNA to an 11-2 record, a Gulf South Conference Championship and a spot in the quarterfinals of the playoffs...First-team All-GSC, first-team Daktronics All-Super Region 2 and third-team Football Gazette All-Super Region 2...A native of Hattiesburg, Miss...Wore number 77.

2009 • MONTRELL CRAFT • (Defensive Lineman)

MONTRELL CRAFT, a four-year letterman for the Lions, was selected for first-team All-American honors in 2009 by Daktronics, D2Football.com and the Associated Press...Helped lead UNA to an 11-2 record, a Gulf South Conference Championship and a spot in the quarterfinals of the playoffs...First-team All-GSC, first-team Daktronics All-Super Region 2 and third-team Football Gazette All-Super Region 2...Was a finalist for the Gene Upshaw Division II Lineman of the Year award...Finished the season fourth on the team in tackles with 69, including 15.5 tackles for loss and 4.5 sacks...Forced one fumble and blocked a kick...Part of a UNA senior class that had a 44-7 overall record to ranks as third winningest senior class in school history...Class of 2009 was ranked nationally in Top 11 for 54 straight weeks (or every week these players were part of the UNA program), with four straight seasons with 10 or more wins and four straight playoff appearances...Had 186 career tackles, 41 tackles for loss and 17 quarterback sacks...A native of Memphis, Tenn...Wore number 49.

2009 • QUINTON ANDREWS • (Defensive Back)

A transfer to UNA from the University of West Virginia prior to his senior season, QUINTON ANDREWS was chosen as a first-team All-American by D2Football.com and was a second-team pick by Football Gazette...Led UNA with six interceptions for 50 yards and one touchdown...That score was against Delta State...First-team All-GSC and second-team All-Super Region 2 by Daktronics and Football Gazette...Finished second on the team in tackles with 79...A Miami, Fla., native...Wore number four.

2009 • MARCUS SIMS • (Running Back)

MARCUS SIMS, was chosen as a first-team All-American by Football Gazette in 2009...He rushed for 325 yards on 80 carries and averaged 4.1 yards per carry...He led the Lions with 11 rushing touchdowns and was a bruising runner on short yardage plays all season, converting on numerous third and fourth down opportunities...Also caught two passes for two yards...Second-team All-GSC selection and first-team Football Gazette All-Super Region 2...A Tallahassee, Fla., native...Wore number 35.

2010 • COURTNEY HARRIS • (Defensive End)

COURTNEY HARRIS, was a finalist for the 2010 Gene Upshaw Award as the top lineman in Division II and was also named to four All-America teams...He was chosen first-team All-American by Daktronics and second-team by the Associated Press, Don Hansen's Football Gazette and D2football.com...A two-year starter at UNA after transferring from the University of Miami, Harris had 64 tackles as a senior with 10 sacks for 73 yards, 13.5 tackles for loss of 87 yards, four caused fumbles and two recoveries...He was chosen first-team All-Gulf South Conference and first-team All-Super Region 2 by both Daktronics and Don Hansen's Football Gazette...A native of Jupiter, Fla...Wore number 49

2010, 2011 • KYLE THORNTON • (Offensive Line)

As a junior in 2010, KYLE THORNTON was named first-team All-American by Daktronics and Don Hansen's Football Gazette...He was second-team All-America pick by D2football.com...He was chosen first-team All-Gulf South Conference and first-team All-Super Region 2 by both Daktronics and Don Hansen's Football Gazette...Helped lead UNA to a 9-4 record and to the second round of the Division II playoffs...

As a senior in 2011 he was named first-team All-American by the American Football Coaches Association, the Associated Press, D2Football.com and Don Hansen's Football Gazette...He was a second-team All-American pick by Daktronics...He was first-team All-GSC and first-team All-Super Region 2 by Daktronics and Don Hansen's Football Gazette...He helped lead UNA to a 9-3 record and to the second round of the Division II playoffs...A native of Dallas, Texas...He wears number 77.

LION ALL-AMERICANS

2010 • CHAD DANIEL • (Defensive Back)

A four-year letterman and two-year starter at UNA, CHAD DANIEL earned All-American recognition as a senior...He was a second-team pick by Daktronics, third-team by Don Hansen's Football Gazette and honorable mention by D2Football.com...He was chosen first-team All-Gulf South Conference and first-team All-Super Region 2 by both Daktronics and Don Hansen's Football Gazette...He led UNA with five interceptions and added 42 tackles, five tackles for loss of 16 yards and two fumble recoveries...A native of Sipsey, Ala...He wore number 36.

2010 • HARRISON BRYANT • (Linebacker)

A four-year letterman, HARRISON BRYANT was a second-team All-American pick by Daktronics and received honorable mention recognition from Don Hansen's Football Gazette and D2Football.com...He was chosen first-team All-Gulf South Conference, first-team All-Super Region 2 by Daktronics and second-team all-region by Don Hansen's Football Gazette...He finished the 2010 season as UNA's leading tackler with 93 total stops...He had 5.5 tackles for loss, 1.5 sacks, one interception and two forced fumbles...He had 172 career tackles...A native of Troy, Ala...He wore number 24.

2011 • JANORIS JENKINS • (Defensive Back)

A transfer to UNA from the University of Florida, JANORIS JENKINS was named second-team All-American by the Associated Press, D2Football.com, Daktronics and Don Hansen's Football Gazette after his senior season in 2011...Chosen second-team All-GSC, first-team All-Super Region 2 as a return specialist by Don Hansen's Football Gazette and by Daktronics as a defensive back...Also named Don Hansen's Football Gazette's Super Region 2 Special Teams Player of the Year...Earned two GSC Special Teams Player of the Week awards in 2011...Played in the Senior Bowl All-Star Game...He helped lead UNA to a 9-3 record and to the second round of the Division II playoffs...Finished second in NCAA Division II in punt returns with a 21.6 average per return...Finished third on the team in tackles with 53...Had two interceptions and two fumble returns...Had three punt returns for TDs...Native of Pahokee, Fla...Wore number 1.

2011 • MARCUS DOWTIN • (Linebacker)

A transfer to UNA from the University of Georgia, MARCUS DOWTIN was named first-team All-American by Daktronics, second-team by the Associated Press, third-team by Don Hansen's Football Gazette and honorable mention by D2Football.com after his senior season in 2011...A second-team All-GSC selection...First-team All-Super Region 2 by Daktronics and Don Hansen's Football Gazette...Earned two GSC Defensive Player of the Week awards in 2011...Led UNA with 115 total tackles...Had nine tackles for loss and four sacks...Added one interception, caused four fumbles and recovered one...He helped lead UNA to a 9-3 record and to the second round of the Division II playoffs...A native of Upper Marlboro, Md...Wore number 38.

2012, 2013 • TAVARIUS WILSON • (Linebacker)

A transfer to UNA from Hinds (Miss.) Community College, TAVARIUS WILSON earned first-team *Don Hansen's Football Gazette* All-American honors after leading the Gulf South Conference in tackles in 2012 with 112...He became just the fourth UNA Lion since 1999 with more than 100 tackles in a season...selected first-team All-GSC and was GSC Defensive Player of the Week after UNA's season-opening win over Miles...Had six games with 10 or more tackles, including a season-high 18 against West Georgia...He ranked seventh nationally in Division II in tackles.

As a senior in 2013 he was a first-team selection on six different All-American teams and was named Division II National Defensive Player of the Year by *Beyond Sports Network* (BSN)...Named first-team All-American by Daktronics, Don Hansen, D2Football.com, the Associated Press, the American Football Coaches Association and Beyond Sports Network...Selected Super Region 2 Defensive Player of the Year by both Daktronics and Don Hansen and was also Gulf South Conference Defensive Player of the Year...First-team All-Gulf South Conference and GSC Defensive Player of the Week three times...Made 123 total tackles with 63 solo and 60 assists, 7.5 tackles for loss of 23 yards, four sacks for 16 yards, four interceptions that he returned for 69 yards and two touchdowns, forced three fumbles and blocked a kick...Helped lead UNA to a 10-3 record, a share of the GSC title and to the quarterfinals of the Division II playoffs...

Wilson became the 11th UNA player to be named first-team All-American in two different seasons...A native of Jackson, Miss...wore number 30

2012, 2013 • CALEB MASSEY • (Defensive Back)

A transfer to UNA from Troy University as a sophomore, CALEB MASSEY earned first-team *Don Hansen's Football Gazette* All-American honors as a junior in 2012 after finishing the season with 87 tackles and five interceptions...His 93-yard interception return for a touchdown against Texas A&M-Kingsville was the longest in school history and led UNA to a 21-16 win over the Javelinas...He also had 13 tackles in that game and earned Gulf South Conference Defensive Player of the Week honors...He ranked third in the GSC in tackles at 8.7 per game and was a first-team All-GSC and All-Super Region 2 selection.

As a senior in 2013 Massey was selected third-team All-American by Beyond Sports Network (BSN)...He made 80 tackles with 45 solos and 35 assists...intercepted four passes that he returned 42 yards and also broke-up four passes...First-team All-GSC, first-team Daktronics All-Super Region 2, first-team Don Hansen All-Super Region 2, honorable mention Don Hansen All-American...Helped lead UNA to a 10-3 record, a share of the GSC title and to the quarterfinals of the Division II playoffs...Selected as a permanent team captain...A native of Sulligent, Ala., he wore number 23.

2013, 2014 • TAYLOR CARNEY • (Defensive Line)

As a junior in 2013 TAYLOR CARNEY was selected second-team All-American by Beyond Sports Network (BSN)...First-team All-Gulf South Conference, second-team Daktronics All-Super Region 2, second-team Don Hansen All-Super Region 2...Had 46 total tackles with 22 solos and 24 assists...10 tackles for loss of 29 yards, two sacks for 10 yards and one fumble recovery...Helped lead UNA to a 10-3 record, a share of the GSC title and to the quarterfinals of the Division II playoffs...

As a senior in 2014 he was named first-team All-American by USA College Football and honorable mention by Don Hansen's Football Gazette...First-team All-Gulf South Conference, first-team Daktronics and Don Hansen All-Super Region 2, second-team Beyond Sports Network All-Super Region 2 and permanent team captain...Made 25 tackles, 8.5 for loss of 43 yards and 4.0 sacks for 25 yards...One pass interception for 10 yards and two pass break-ups...Helped lead UNA to a 9-2 record, a share of the GSC title and the first round of the Division II playoffs...Four-year letterman...From Killen, Alabama...Wore number 90.

2013 • TYLER SIZEMORE • (Offensive Line)

As a senior in 2013 TYLER SIZEMORE was selected second-team All-American by Beyond Sports Network (BSN)...Also selected first-team All-Gulf South Conference, first-team Daktronics All-Super Region 2, second-team Don Hansen All-Super Region 2 and honorable mention Don Hansen All-American...Helped lead UNA to a 10-3 record, a share of the GSC title and to the quarterfinals of the Division II playoffs...A two-year starter and letterman for the Lions...From Apalachicola, Florida...Wore number 51.

2014 • PHILBERT MARTIAL • (Defensive Back)

As a sophomore PHILBERT MARTIAL was named third-team All-American by Beyond Sports Network and USA College Football...First-team All-Gulf South Conference, first-team Daktronics and Beyond Sports Network All-Super Region 2 and second-team Don Hansen All-Super Region 2...Made 42 tackles with two tackles for loss of nine yards...Three interceptions for 136 yards and one touchdown...Eight pass break-ups...Helped lead UNA to a 9-2 record, a share of the GSC title and the first round of the Division II playoffs...From Mobile, Alabama...Wore number 1.

2014 • TAYLOR PONTIUS • (Place Kicker)

As a senior TAYLOR PONTIUS was named second-team All-American by USA College Football and honorable mention All-American by Don Hansen...First-team All-Gulf South Conference, second-team Daktronics, Beyond Sports Network and Don Hansen All-Super Region 2...Made 11 of 14 field goal attempts and 46 of 48 extra-point attempts...Led team in scoring with 79 points...Hit school-record 54-yard field goal on the final play of the game to give UNA a 31-29 win over Valdosta State...Helped lead UNA to a 9-2 record, a share of the GSC title and the first round of the Division II playoffs...From Pontotoc, Miss., ..Wore number 48.

2014 • STEVEN RICH • (Linebacker)

As a senior STEVEN RICH was named third-team All-American by USA College Football...First-team All-Gulf South Conference, second-team Daktronics All-Super Region 2, third-team Don Hansen All-Super Region 2 and honorable mention Beyond Sports Network All-Super Region 2...Permanent team captain...Team's leading tackler with 95 stops, 4.5 tackles for loss of even yards, two pass interceptions for three yards, one pass break-up and one pass interception for 34 yards...Helped lead UNA to a 9-2 record, a share of the GSC title and the first round of the Division II playoffs...From Savannah, Tenn...Wore number 20.

UNA ALL-REGION SELECTIONS

DAKTRONICS NCAA DIVISION II ALL-REGION

as selected by the
Division II sports information directors

First-Team

1993	Tyrone Rush	RB
1993	Jeff Surbaugh	OL
1993	Ronald McKinnon	LB
1994	Jon Thompson	OG
1994	Kin Taylor	C
1994	Marcus Keyes	DL
1994	Keith Humphrey	LB
1994	Ronald McKinnon	LB
1995	Eddie Evans	C
1995	Jon Thompson	OG
1995	Michael Williams	OT
1995	Jarius Hayes	TE
1995	Ronald McKinnon	LB
1995	Keith Humphrey	LB
1995	Israel Raybon	DE
1995	Reginald Ruffin	DE
1995	Marcus Keyes	DT
1995	Gerald Smith	DB
1996	Michael Edwards	WR
1996	Reginald Ruffin	DE
1996	Gerald Smith	DB
1997	Reginald Ruffin	LB
1997	Joe Washington	OG
1997	Marcus Hill	DB
1997	Corey Harris	DB
1997	Tony Faggioni	P
1998	Bobby Collins	TE
1998	Tyrone Bell	DB
1998	Tony Faggioni	P
1998	Shawn Cash	DL
1999	Chad Sears	DB
2000	Chad Sears	DB
2003	Will Hall	QB
2003	DeMarcus Blount	RB
2004	Lance Ancar	C
2005	Chip Long	TE
2005	Anthony Merritt	WR
2005	Anthony Merritt	AP
2005	Blake Farris	CB
2006	JoJo Bates	C
2006	Anthony Merritt	AP
2007	J.D. Whited	OL
2007	Craig Fox	S
2008	Sam Hathorn	OL
2008	Tom Schneider	PK
2008	Derrick Chatman	DL
2008	Michael Johnson	LB
2008	David Raymond	DB
2008	Will Batson	P
2009	Calvin Wilson	OL
2009	Michael Johnson	LB
2009	Jason Tate	CB
2009	Montrell Craft	DL
2009	Will Batson	P
2009	Kenny Spencer	PK
2010	Kyle Thornton	OL
2010	Courtney Harris	DL
2010	Harrison Bryant	LB
2010	Chad Daniel	DB
2011	Kyle Thornton	OT
2011	Jamie Dixon	C
2011	Marcus Dowtin	LB
2011	Janoris Jenkins	DB
2012	Tavarius Wilson	LB
2012	Richie Mata'afa	DL

2013	Tyler Sizemore	C
2013	Tavarius Wilson	LB
2013	Caleb Massey	S
2014	Keith Jones	OL
2014	Philbert Martial	DB

Second-Team

1993	Jeff Redcross	DE
1994	Marcus Hunter	DE
1994	Gerald Smith	DB
1994	Lee Morris	P
1995	Cody Gross	QB
1995	Michael Edwards	WR
1995	Jamie Stoddard	PK
1997	Greg Manson	RB
1997	Bobby Collins	TE
1997	Michael Moncrief	DE
1997	Brad Pierce	OT
1997	Thomas Moore	OG
1998	Greg Manson	RB
1998	Russell Stephens	OG
1998	Marcus Hill	DB
1999	Robert Gordon	LB
2000	Matt Phillips	OT
2001	Johnell Jones	DL
2003	Lance Ancar	C
2003	Sherwin Lyons	OT
2003	Donald Tharpe	LB
2004	Anthony Merritt	AP
2004	Evan Oglesby	CB
2005	Brett Mask	OL
2007	Michael Johnson	LB
2008	Brandon Alldredge	TE
2008	A.J. Milwee	QB
2008	Bobby Brooks	S
2009	Nicholas Walker	LB
2009	Quinton Andrews	S
2009	Mico McSwain	WR
2010	Hilliard Foster	LB
2011	Michael Schuster	PK
2011	Mo Miliam	WR
2012	Will Furlong	OL
2012	Caleb Massey	DB
2013	Mabry Cook	TE
2013	David Lundberg	OL
2013	Taylor Carney	DL
2013	Gabe Poe	LB
2013	Philbert Martial	RS
2014	Delvon Carpenter	WR
2014	Taylor Carney	DL
2014	Steven Rich	LB
2014	Taylor Pontius	PK

DON HANSEN'S FOOTBALL GAZETTE NCAA DIVISION II ALL-REGION

First-Team

2003	Will Hall	QB
2003	Sherwin Lyons	OT
2003	Evan Oglesby	DB
2003	Travis Johnston	PK
2004	Lance Ancar	C
2004	Evan Oglesby	DB
2005	Chip Long	TE
2005	Lance Ancar	C
2005	Brett Mask	OT
2005	Anthony Merritt	RS
2005	Anthony Merritt	WR
2005	Blake Farris	CB
2006	Anthony Merritt	AP

2007	Sam Hathorn	C
2007	Tim Hunt	DL
2007	Craig Fox	S
2008	Sam Hathorn	OL
2008	Tom Schneider	PK
2008	Derrick Chatman	DL
2008	Montrell Craft	DL
2008	Michael Johnson	LB
2008	David Raymond	CB
2009	Michael Johnson	LB
2009	Marcus Sims	RB
2010	Kyle Thornton	OL
2010	Courtney Harris	DL
2010	Chad Daniel	DB
2011	Kyle Thornton	OT
2011	Mo Miliam	WR
2011	Marcus Dowtin	LB
2011	Janoris Jenkins	RS
2012	Caleb Massey	S
2012	Tavarius Wilson	LB
2013	Tavarius Wilson	LB
2013	Caleb Massey	S
2013	Gabe Poe	LB
2014	Taylor Carney	DL

Second-Team

2003	DeMarcus Blount	RB
2003	Lance Ancar	C
2004	Anthony Merritt	RS
2006	Anthony Merritt	RS
2006	Covington Wright	TE
2006	JoJo Bates	C
2006	Andrew Reid	OT
2006	Yuta Fukuda	PK
2006	Ryan Brick	DL
2006	Michael Johnson	LB
2007	A.J. Milwee	QB
2007	J.D. Whited	OL
2007	Michael Johnson	LB
2008	Will Batson	P
2008	Bobby Brooks	S
2009	Harrison Beck	QB
2009	Kenny Spencer	PK
2009	Will Batson	P
2009	Quintn Andrews	S
2009	Jason Tate	CB
2010	Harrison Bryant	LB
2010	Josh Montgomery	PK
2011	Lee Chapple	QB
2011	Jamie Dixon	C
2011	Janoris Jenkins	DB
2013	Taylor Carney	DL
2013	Tyler Sizemore	C
2013	Brion James	LB
2014	Lamonte Thompson	RB
2014	Delvon Carpenter	WR
2014	Keith Jones	OL
2014	Taylor Pontius	PK
2014	Shaquille Smith	DL
2014	Philbert Martial	DB

Third-Team

2004	Blake Farris	DB
2005	Marcus Jackson	DL
2005	Tim Hunt	DE
2006	Derrell Ashford	S
2008	A.J. Milwee	QB
2008	Mike McLendon	RB
2008	Mike Hathorn	OT
2008	Rocky Coleman	WR
2008	Darron Dampier	CB
2009	Montrell Craft	DL
2009	Chad Daniels	CB
2009	Calvin Wilson	OL

UNA ALL-REGION SELECTIONS/COACHES

2009	T.J. Porter	WR
2010	Hilliard Foster	LB
2011	Tristan Purifoy	WR
2011	Cedric Hall	DL
2012	Will Furlong	OL
2014	Steven Rich	LB

D2FOOTBALL.COM ALL-SOUTHEAST REGION

First-Team

2006	JoJo Bates	C
2006	Anthony Merritt	RS

BEYOND SPORTS NETWORK ALL-REGION

First-Team

2014	Delvon Carpenter	WR
2014	Taylor Carney	DL
2014	Philbert Martial	DB

Second-Team

2014	Lamonte Thompson	RB
2014	Keith Jones	OL
2014	Taylor Pontius	PK

Honorable Mention

2014	Steven Rich	LB
------	-------------	----



LIONS HAVE HAD JUST EIGHT HEAD COACHES

In the 66-year history of the University of North Alabama football program, the Lions have only had eight head coaches. Hal Self was the program's initial head coach when the program was revived in 1949 and he coached the Lions for 21 years and won 109 games.

Current UNA head coach Bobby Wallace enters the 2015 season with 106 wins in just 13 seasons with the Lions and is set to pass Self to become the school's winningest all-time football coach.



Hal Self had 109 wins as head football coach at UNA from 1949-69



Bobby Wallace has 106 wins in 13 seasons as head football coach at UNA

UNA COACHING RECORDS

ALL-TIME UNA HEAD FOOTBALL COACHES (1949-2014)

Coach	Years	Record	Winning Pct.	Playoff Appearances
Hal Self	1949-69	109-81-8	57.1	
Durell Mock	1970-72	8-24-0	25.0	
Mickey Andrews	1973-76	18-21-1	46.2	
Wayne Grubb	1977-87	84-33-6	70.7	3
Bobby Wallace	1988-97	82-36-1	69.3	6
Bill Hyde	1998-2001	20-21	48.7	
Mark Hudspeth	2002-08	66-21	75.8	5
Terry Bowden	2009-11	29-9	76.3	3
Bobby Wallace	2012-	24-10	70.6	2

ALL-TIME UNA HEAD FOOTBALL COACHES (By Wins)

Coach	Years	Record	Winning Pct.	Playoff Appearances
Hal Self	1949-69	109-81-8	57.1	
Bobby Wallace	1988-97, 12-14	106-46-1	69.6	8
Wayne Grubb	1977-87	84-33-6	70.7	3
Mark Hudspeth	2002-08	66-21	75.8	5
Terry Bowden	2009-11	29-9	76.3	3
Bill Hyde	1998-2001	20-21	48.7	
Mickey Andrews	1973-76	18-21-1	46.2	
Durell Mock	1970-72	8-24-0	25.0	

ALL-TIME UNA HEAD FOOTBALL COACHES (By Percentage)

Coach	Years	Record	Winning Pct.	Playoff Appearances
Terry Bowden	2009-11	29-9	76.3	3
Mark Hudspeth	2002-08	66-21	75.8	5
Wayne Grubb	1977-87	84-33-6	70.7	3
Bobby Wallace	1988-97, 12-14	106-46-1	69.6	8
Hal Self	1949-69	109-81-8	57.1	
Bill Hyde	1998-2001	20-21	48.7	
Mickey Andrews	1973-76	18-21-1	46.2	
Durell Mock	1970-72	8-24-0	25.0	

ALL-TIME UNA HEAD FOOTBALL COACHES (Post-Season)

Coach	Appearances	Record	Winning Pct.	QF	SF	F	Championships
Bobby Wallace	8	15-5	75.0	5	3	3	3
Mark Hudspeth	5	9-5	64.3	5	3	0	0
Wayne Grubb	3	4-3	57.1	3	3	1	0
Terry Bowden	3	3-3	50.0	1	0	0	0

ALL-TIME UNA HEAD FOOTBALL COACHES (Playoff Appearances)

Coach	Appearances	Years in Playoffs							
Bobby Wallace	8	1990	1992	1993	1994	1995	1997	2013	2014
Mark Hudspeth	5	2003	2005	2006	2007	2008			
Wayne Grubb	3	1980	1983	1985					
Terry Bowden	3	2009	2010	2011					

ALL-TIME WINNINGEST COACHES IN GULF SOUTH CONFERENCE HISTORY

Wins	Coach/School	Years	Record
132	Bobby Wallace, North Alabama/UWA	1988-97, 2006-10, 2012-present	132-76-1
122	John Williams, Mississippi College	1972-90	122-78-4
89	Steve Mullins, Arkansas Tech	1997-10	89-61-0
82	Wayne Grubb, North Alabama	1977-87	82-35-6
76	Chris Hatcher, Valdosta State	2000-06	76-12-0

LION FOOTBALL HONORS



Following the University of North Alabama football program's historic third straight NCAA Division II National Championship in 1995, the senior members of that team, along with the coaching staff, were invited to Washington, D.C., to meet with members of Congress, Vice President Al Gore and President Bill Clinton. That UNA championship squad became the first NCAA Division II team invited to the White House.

LION FOOTBALL HONORS

ALABAMA SPORTS HALL OF FAME

Many of the most prominent figures in the history of Lion football hold membership in the Alabama Sports Hall of Fame. Harlon Hill, a letterman from 1950-53 who was an NAIA All-American and was named Rookie of the Year and Most Valuable Player in the National Football League while playing with the Chicago Bears, was the school's first inductee when he was chosen for membership in 1976. Then, in 1983, George "Goober" Lindsey, a football letterman in 1950 and 1951 who went on to television fame on the Andy Griffith and Hee Haw shows, was selected for membership. Hal Self was the head coach of the Lion football team from 1949-1969. He had a 109-81-8 record. He had a combined 31-0-2 record against state rivals, Jacksonville State, Troy State, and Livingston from 1952-1963. Bobby Wallace was head coach of the Lions from 1988-97 and led the Lions to three NCAA Division II National Championships, three Gulf South Conference titles and six NCA playoff appearances. He was inducted into the Alabama Sports Hall of Fame in 2004. UNAAI-American and College Football Hall of Fam inductee Ronald McKinnon was part of the Class of 2010, along with former assistant football coach Bobby Johns. Another Lion, former basketball standout Winfrey "Wimp" Sanderson, former UNA assistant basketball coach Wendell Hudson and former Lion basketball player and coach Bill Jones have also been inducted. Mickey Andrews was head coach of the Lions from 1973-76 and has been the long-time defensive coordinator at Florida State. He was inducted in 2006.

Class of 1976	Harlon Hill
Class of 1983	George Lindsey
Class of 1990	Wimp Sanderson
Class of 1996	Hal Self
Class of 2004	Bobby Wallace
Class of 2006	Mickey Andrews
Class of 2008	Wendell Hudson
Class of 2010	Ronald McKinnon
Class of 2010	Bobby Johns
Class of 2013	Bill Jones

ALABAMA SPORTS WRITER'S ASSOCIATION SMALL COLLEGE ATHLETE OF THE YEAR

The University of North Alabama has had twelve recipients of the State Small College Athlete of the Year award, which is presented by the Alabama Sports Writer's Association. Eight of UNA's winners have been Lion football players. The award was initially presented in 1983 and has been presented annually for the last 31 years.

1984	Daryl Smith	DB
1990	James Davis	LB
1993	Tyrone Rush	RB
1994	Ronald McKinnon	LB
1995	Ronald McKinnon	LB
2003	Will Hall	QB
2008	A.J. Milwee	QB
2009	Michael Johnson	LB

ALABAMA SPORTS WRITER'S ASSOCIATION AMATEUR ATHLETE OF THE YEAR

University of North Alabama linebacker Ronald McKinnon was named the state's Amateur Athlete of the Year by the Alabama Sports Writer's Association in 1995, becoming the third small college athlete to win both the Small College Athlete of the Year and the Amateur Athlete of the Year in the same year.

1995	Ronald McKinnon	LB
------	-----------------------	----

ALABAMA SPORTS WRITER'S ASSOCIATION PROFESSIONAL ATHLETE OF THE YEAR

University of North Alabama linebacker Ronald McKinnon was named the state's Professional Athlete of the Year by the Alabama Sports Writer's Association in 1998, becoming the first athlete ever from the state to be named Small College Athlete of the Year, Amateur Athlete of the Year and Professional Athlete of the Year.

1998	Ronald McKinnon	Arizona Cardinals
------	-----------------------	-------------------

SINGTON TROPHY

The University of North Alabama has been well represented in the Sington Trophy presentations. The awards are presented by the Lakeshore Foundation in Birmingham, Ala., and are named for University of Alabama legendary athlete Fred Sington. UNA basketball coach Gary Elliott was honored as a Sington Trophy recipient in 1991 after leading UNA to a national championship. Bobby Wallace has similarly honored after UNA won the 193 Division II Football Championship. In 1995-96, Wallace received another Sington Trophy as the State of Alabama Coach of the Year, and UNA linebacker Ronald McKinnon was named the State Collegiate Athlete of the Year

1991	Gary Elliott.....	Head Basketball Coach
1994	Bobby Wallace.....	Head Football Coach
1996	Ronald McKinnon	Collegiate Athlete of the Year
1996	Bobby Wallace.....	State Coach of the Year

ALL-STAR GAMES

A total of 36 different North Alabama players have been selected to play in a variety of collegiate all-star games since 1984. Defensive back Daryl Smith was the first when he was invited to play in the Blue-Gray Classic and the Senior Bowl in 1984.

Most recently, Nick Williams participated in the 2013 National Football League Player's Association Collegiate Bowl.

1984	Daryl Smith.....	Blue-Gray Classic
		Senior Bowl
1985	Lewis Billups.....	Blue-Gray Classic
		Senior Bowl
1990	Mike Nord	East-West Shrine Classic
		All-America Classic
1993	Tyrone Rush.....	Snow Bowl
1993	Jeff Surbaugh	Snow Bowl
1994	Kin Taylor.....	Snow Bowl
1994	Marcus Hunter.....	Snow Bowl
1995	Israel Raybon	Blue-Gray Classic
		East-West Shrine Classic
1995	Marcus Keyes.....	Blue-Gray Classic
		Senior Bowl
1995	Ronald McKinnon	Snow Bowl
1995	Jarius Hayes.....	Snow Bowl
1996	Gerald Smith	Snow Bowl
1997	Reginald Ruffin.....	Snow Bowl
1997	Joe Washington.....	Snow Bowl
1998	Bobby Collins	Snow Bowl
1998	Tony Faggioni.....	Snow Bowl
2000	Chad Sears	Cactus Bowl
2000	Larry Paul	Cactus Bowl
2002	John Bradley	Cactus Bowl
2003	Will Hall	Cactus Bowl
2004	Evan Oglesby	Cactus Bowl
2005	Blake Farris	Cactus Bowl
2005	Lee Vickers.....	Cactus Bowl
2007	Tim Hunt.....	Cactus Bowl
2007	Jason Messing	Cactus Bowl
2008	Tom Schneider	Cactus Bowl
2008	Ed Gant	Cactus Bowl
2008	Mike McLendon	Cactus Bowl
2010	Chad Daniel.....	Cactus Bowl
2010	Courtney Harris	Cactus Bowl
2010	Steven Wesley	Cactus Bowl
2010	Antron Dillon.....	Dixie Gridiron Classic
2011	Jamie Dixon.....	Don Hansen Bowl
2011	Wes Holland	Don Hansen Bowl
2011	Janoris Jenkins.....	Senior Bowl
2013	Nick Williams	NFLPA Collegiate Bowl
2014	Taylor Pontius.....	College Gridiron Showcase

LION FOOTBALL HONORS

CHEVROLET SCHOLARSHIPS

Excellence on the football field has benefited UNA off the field as well as quarterbacks Fred Riley, Rusty Towery and Bobby Duncan each had \$1,000 scholarships donated in their names to the university by Chevrolet. In 1980 and 1981, UNA received \$1,000 scholarships in Riley's name, who earned MVP acclaim in televised games against Eastern Illinois and Troy State. Towery was selected Most Valuable Player by Chevrolet in UNA's 42-21 win over Troy State in 1983 in a game that was televised by CBS. Duncan was named MVP in UNA's 27-24 loss to Central State of Ohio in the NCAA playoffs later that season in a game televised by ABC.

In 1993, 1994 and 1995 the university received another \$2,500 each year from Chevrolet when coach Bobby Wallace was named as Chevrolet's National Coach of the Year. In all, UNA has received \$11,500 from Chevrolet through its scholarship program.

1980	Fred Riley	Eastern Illinois
1981	Fred Riley	Troy State
1983	Rusty Towery	Troy State
1983	Bobby Duncan	Central State of Ohio
1993	Bobby Wallace	Coach of the Year
1994	Bobby Wallace	Coach of the Year
1995	Bobby Wallace	Coach of the Year

GULF SOUTH CONFERENCE COMMISSIONER'S TROPHY

The Commissioner's Trophy honors the top student-athlete in the league. UNA has had two of its football players receive the award.

1990	James Davis	LB
1996	Cody Gross	QB

ACADEMIC ALL-AMERICA®

In 1995, UNA senior center Eddie Evans of Cullman was selected second-team Academic All-American by the College Sports Information Directors of America with a 3.40 GPA in Industrial Hygiene. A three-year starter, Evans played on UNA teams with a combined 48-5-1 record and three national championships. Evans was an All-South Region selection and was a CoSIDA/GTE Academic All-District pick, in addition to Academic All-America.

In 2009, UNA senior punter Will Batson of Killen, Ala., became UNA's second Academic All-America pick by ESPN The Magazine and CoSIDA. Batson was also a two-time All-American and three-year starting punter for the Lions. He had a 3.61 cumulative GPS in Economics and Finance.

In 2014, junior receiver Lee Mayhall was named first-team Capital One Academic All-America® with a perfect 4.0 GPA in Industrial Hygiene.



Lee Mayhall was selected first-team Academic All-America® in 2014 with a perfect 4.0 cumulative grade point average in Industrial Hygiene.

NATIONAL COACH OF THE YEAR

Wayne Grubb	
Football Gazette	1985
Bobby Wallace	
American Football Coaches Association	1993, 1994, 1995
Football Gazette	1993, 1994, 1995
American Football Quarterly	1995
Cable News Network (CNN)	1995
Chevrolet and ABC	1993, 1994, 1995
College Sports	1994
Mark Hudspeth	
American Football Quarterly	2003
Dopke.com	2003
Football Gazette	2003

All-time UNA MVP's

Year	Most Valuable Back	Most Valuable Lineman
1949	Carl Boley	Brooks Jones
1950	L.L. Whitten	Brooks Jones
1951	Joe Elmore	Bobby Wade
1952	Joe Elmore	Durel I Mock
1953	Alton Romine	Merle West
1954	Wendell Taylor	Carl Garrison
1955	William "Brub" Hamilton	Paul Dyar
1956	Don Pickens	Hal Sisson
1957	Ron Meeks	Bill Lumpkin
	Jack Redwine	
1958	Bearl Whitsett	David Martin
1959	Larry Yancey	David Martin
1960	Robert Douthitt	Billy Don Anderson
1961	Carl Barton	Henry Prater
1962	Carl Barton	Ken "Spike" Townley
1963	Doyle Hill	Tommy Wyatt
1964	Don Cornelius	Don Allison
1965	George Perkins	Don Creasy
1966	Don Cornelius	Mike Dennis
1967	Don Cornelius	Johnny McGee
1968	Ricky Lindsey	Johnny McGee
1969	Leonard Thomas	Johnny McGee
1970	Carl McCulley	Roger Mathis
1971	Mike Wilburn	Frankie Patterson
1972	Jim Trimble	William McCormack
1973	Danny Kimble	Larry Brown
1974	Roger Ralph	Paul Parvin
1975	Roger Ralph	Terry Witherspoon
1976	Maurice Brawley	Tobin Sexton
1977	Rodney Bivens	Len Harvey
1978	Kevin Logan	Obie Childers
1979		Howard Ross

Other Team Awards

1969	Johnny McGee	Headhunter
1971	Larry Brown	Headhunter
	Hezzie Morgan	Good Housekeeping
1975	Barry Koehn	Leadership
1980	Steve Carter	Most Val. Def. Lineman
1983	Clarence Johnson	Outstanding Off. Back
	Dexter Rutherford	Outstanding Off. Lineman
	Rod Brooks	Outstanding Def. Back
	Daryl Smith	Outstanding Def. Back
	Alan Underwood	Outstanding Def. Lineman
	Scott Shirley	Hustle
	Roger Curry	Most Improved
1984	Stanley Gill	Outstanding Off. Back
	Scott Shirley	Outstanding Off. Lineman
	Daryl Smith	Outstanding Def. Back
	Dean Sanders	Outstanding Def. Lineman
	Danny McKinley	Hustle
	Jeff Sims	Hustle
	Bobby Duncan	Academic
	Harold Greene	Most Improved

LION FOOTBALL HONORS

1985	Clarence Johnson.....	Outstanding Off. Back	Tom Schneider.....	Special Teams Player of the Year	
	Jack Gipson.....	Outstanding Off. Lineman	Harrison Beck.....	Melvin Brown-Moore Off. MVP	
	Bruce Jones.....	Outstanding Def. Back	Michael Johnson.....	Ronald McKinnon Def. MVP	
	Harold Greene.....	Outstanding Def. Lineman	Montrell Craft.....	Phil Logan Senior Leadership	
	Steve Rogers.....	Hustle	Mike Horton.....	Jeff Hittinger Heart of a Lion	
	Charles Johnson.....	Most Improved	Dominique Duster.....	Freshman of the Year	
1987	Stevie Hobbs.....	Outstanding Off. Back	Luke Chenault.....	Evan Oglesby Academic Player of the Year	
	Terry Corum.....	Outstanding Off. Lineman	Will Batson.....	Special Teams Player of the Year	
	Wendell Phillips.....	Outstanding Def. Back	Wes Holland.....	Terry Bowden's 12th Man Award	
	Shawn Lee.....	Outstanding Def. Lineman	2010	Kyle Thornton.....	Melvin Brown-Moore Off. MVP
	Stevie Hobbs.....	Hustle	Courtney Harris.....	Ronald McKinnon Def. MVP	
	Terry Corum.....	Academic	Harrison Bryant.....	Phil Logan Senior Leadership	
	Shawn Lee.....	Most Improved	Chad Daniel.....	Jeff Hittinger Heart of a Lion	
1988	Bennie Jennings.....	Most Valuable Player	Chris Coffey.....	Freshman of the Year	
	Tommy Compton.....	Off. Most Valuable Player	Joseph Anderson.....	Evan Oglesby Academic Player of the Year	
	James Davis.....	Def. Most Valuable Player	Jusmon Rivers.....	Special Teams Player of the Year	
	Tim Garner.....	Academic	2011	Kyle Thornton.....	Melvin Brown-Moore Off. MVP
1990	James Davis.....	Most Valuable Player	Rod Woodson.....	Ronald McKinnon Def. MVP	
	Bennie Jennings.....	Off. Most Valuable Player	Jamie Dixon.....	Phil Logan Senior Leadership	
	Michael Jackson.....	Def. Most Valuable Player	Wes Holland.....	Jeff Hittinger Heart of a Lion	
1992	Tyrone Rush.....	Most Valuable Player	Taylor Carney.....	Freshman of the Year	
	Brian Satterfield.....	Off. Most Valuable Player	Daniel Almon.....	Evan Oglesby Academic Player of the Year	
	Antonio Holley.....	Def. Most Valuable Player	Michael Schuster.....	Special Teams Player of the Year	
	Ronald McKinnon.....	Def. Most Valuable Player	2012	Lamonte Thompson.....	Offensive MVP
	Lee Craft.....	Academic	Caleb Massey.....	Defensive MVP	
1993	Tyrone Rush.....	Most Valuable Player	Michael Schuster / Lamar Smith.....	Special Teams MVP	
	Brian Satterfield.....	Off. Most Valuable Player	Will Furlong / Richie Mata'afa.....	Phil Logan Senior Leadership	
	Jeff Redcross.....	Def. Most Valuable Player	Daniel Almon.....	Academic Player of the Year	
1994	Ronald McKinnon.....	Most Valuable Player	2013	Chris Coffey.....	Offensive MVP
	Cody Gross.....	Off. Most Valuable Player	Tavarius Wilson.....	Defensive MVP	
	Keith Humphrey.....	Def. Most Valuable Player	Philbert Martial.....	Special Teams MVP	
	Richard Garris.....	Academic	David Lundberg.....	Phil Logan Senior Leadership	
1995	Cody Gross.....	Off. Most Valuable Player	2014	Lamonte Thompson.....	Team Most Valuable Player
	Ronald McKinnon.....	Def. Most Valuable Player	Luke Wingo.....	Offensive MVP	
	Sam Graham.....	Leadership	Steven Rich.....	Defensive MVP	
1996	A.J. Lamar.....	Off. Most Valuable Player	Taylor Pontius.....	Special Teams MVP	
	Michael Edwards.....	Off. Most Valuable Player	Lee Mayhall.....	Academic Player of the Year	
	Gerald Smith.....	Def. Most Valuable Player	Ryan Harper.....	Academic Player of the Year	
1997	Greg Manson.....	Off. Most Valuable Player	Taylor Carney.....	Phil Logan Senior Leadership	
	Reginald Ruffin.....	Def. Most Valuable Player			
1998	Greg Manson.....	Off. Most Valuable Player			
	Shawn Cash.....	Def. Most Valuable Player			
	Orlando Patterson.....	Def. Most Valuable Player			
1999	Robert Gordon.....	Def. Most Valuable Player			
	Tyler Peterson.....	Off. Most Valuable Player			
2000	Chad Sears.....	Def. Most Valuable Player			
	Tyler Peterson.....	Off. Most Valuable Player			
2001	Trent Dawson.....	Def. Most Valuable Player			
	Adam Underwood.....	Off. Most Valuable Player			
2006	Anthony Merritt.....	Melvin Brown-Moore Off. MVP			
	Donald Tharpe.....	Ronald McKinnon Def. MVP			
	Ryan Brick.....	Ronald McKinnon Def. MVP			
	Marcus Lewis.....	Phil Logan Senior Leadership			
	JoJo Bates.....	Jeff Hittinger Heart of a Lion			
	Larry Wilson.....	Freshman of the Year			
	Derrick Chatman.....	Academic Player of the Year			
	Luke Chenault.....	Evan Oglesby Academic Player of the Year			
	Lyle Atkinson.....	Special Teams Player of the Year			
2007	A.J. Milwee.....	Melvin Brown-Moore Off. MVP			
	David McCants.....	Melvin Brown-Moore Off. MVP			
	Tim Hunt.....	Ronald McKinnon Def. MVP			
	Craig Fox.....	Ronald McKinnon Def. MVP			
	Jonathan Douglas.....	Phil Logan Senior Leadership			
	Reggie Hubbard.....	Jeff Hittinger Heart of a Lion			
	Charles McClain.....	Freshman of the Year			
	Derrick Chatman.....	Evan Oglesby Academic Player of the Year			
	Luke Chenault.....	Evan Oglesby Academic Player of the Year			
	Steve Keeton.....	Evan Oglesby Academic Player of the Year			
	Heath Ballard.....	Special Teams Player of the Year			
2008	A.J. Milwee.....	Melvin Brown-Moore Off. MVP			
	David Raymond.....	Ronald McKinnon Def. MVP			
	Bobby Brooks.....	Phil Logan Senior Leadership			
	Brandon Alldredge.....	Jeff Hittinger Heart of a Lion			
	Svante Davenport.....	Freshman of the Year			
	Derrick Chatman.....	Evan Oglesby Academic Player of the Year			



2014
MOST VALUABLE
PLAYER
Lamonte Thompson



**2014
MOST VALUABLE
PLAYER**
Lamonte Thompson

2014 LION FOOTBALL HONORS

GULF SOUTH CONFERENCE

Offensive

Player of the Week

Sept. 29 Lamonte Thompson
Oct. 27 Luke Wingo

GULF SOUTH CONFERENCE

Special Teams

Player of the Week

Sept. 29 Taylor Pontius
Oct. 13 Taylor Pontius

ALL-GULF SOUTH CONFERENCE

First-team

Lamonte Thompson RB
Delvon Carpenter WR
Keith Jones OL
Taylor Carney DL
Steven Rich LB
Philbert Martial DB
Taylor Pontius PK

Second-team

Luke Wingo QB
Lee Mayhall WR
Shaquille Smith DL
Levi Fell DB
Wil Lovelace LS
Philbert Martial RS

DAKTRONICS

ALL-SUPER REGION 2

First-team

Keith Jones OL
Philbert Martial DB

Second-team

Delvon Carpenter WR
Taylor Carney DL
Steven Rich LB
Taylor Pontius PK

DON HANSEN'S FOOTBALL GAZETTE ALL-SUPER REGION 2

First-team

Taylor Carney DL

Second-team

Lamonte Thompson RB
Delvon Carpenter WR
Keith Jones OL
Taylor Pontius PK
Shaquille Smith DL
Philbert Martial DB

Third-team

Steven Rich LB

BEYOND SPORTS NETWORK

ALL-SUPER REGION 2

First-team

Delvon Carpenter WR
Taylor Carney DL
Philbert Martial DB

Second-team

Lamonte Thompson RB
Keith Jones OL
Taylor Pontius PK

Honorable Mention

Steven Rich LB

DON HANSEN'S FOOTBALL GAZETTE ALL-AMERICAN

Honorable Mention

Shaquille Smith DL
Taylor Carney DL
Taylor Pontius PK
Keith Jones OL

BEYOND SPORTS NETWORK

ALL-AMERICAN

Third-Team

Philbert Martial CB
Honorable Mention
Keith Jones OL

USA COLLEGE FOOTBALL

ALL-AMERICAN

First-team

Taylor Carney DL

Second-team

Taylor Pontius PK

Third-team

Steven Rich LB
Philbert Martial RS

Honorable Mention

Luke Wingo QB

Freshman

Wil Lovelace LS

ACADEMIC ALL-GULF SOUTH CONFERENCE

Lee Mayhall
DeAndre Harrison
Luke Wingo
Ryan Harper
Laurence Carmichael

CAPITAL ONE ACADEMIC ALL-DISTRICT

Lee Mayhall WR
DeAndre Harrison DL

CAPITAL ONE ACADEMIC ALL-AMERICA®

First-team

Lee Mayhall WR

UNA TEAM AWARDS

Team Most Valuable Player

Lamonte Thompson

Offensive MVP

Luke Wingo

Defensive MVP

Steven Rich

Special Teams MVP

Taylor Pontius

Phil Logan Senior Leadership

Taylor Carney

Academic Player of the Year

Ryan Harper

Lee Mayhall

Permanent Team Captains

Taylor Carney
Shaquille Smith
Steven Rich
Justin Booth

FINAL RANKING

No. 16 by AFCA

UNA's No. 16 ranking in the final American Football Coaches Association poll of 2014 marked the 20th time since 1980 that the Lions have finished a season ranked in the final Top 25 of the AFCA poll - with 14 Top 10 rankings.



Wil Lovelace

2014 LION FOOTBALL HONORS

UNA Team Awards



**OFFENSIVE
MOST VALUABLE PLAYER**
Luke Wingo



**DEFENSIVE
MOST VALUABLE PLAYER**
Steven Rich



**PHIL LOGAN
SENIOR LEADERSHIP AWARD**
Taylor Carney



**SPECIAL TEAMS
MOST VALUABLE PLAYER**
Taylor Pontius

LIONS IN THE NCAA STATISTICS

TOP 40 Rankings in Team Offense

Year	Rank	Category	Avg
Total Offense			
1983	7th	Total	410.5
1993	8th	Total	470.2
1994	29th	Total	411.6
1995	25th	Total	407.2
1997	25th	Total	395.7
2000	38th	Total	382.8
2002	24th	Total	413.2
2003	16th	Total	446.3
2005	31st	Total	411.1
2006	22nd	Total	379.2
2008	31st	Total	422.1
2009	22nd	Total	420.9
2011	31st	Total	423.75

Scoring Offense			
1980	5th	Scoring	30.2
1981	10th	Scoring	29.9
1983	3rd	Scoring	34.4
1990	17th	Scoring	30.3
1993	6th	Scoring	40.6
1994	14th	Scoring	36.2
1995	6th	Scoring	37.1
1997	26th	Scoring	30.6
1998	36th	Scoring	31.3
2002	29th	Scoring	30.7
2003	5th	Scoring	38.8
2004	40th	Scoring	31.2
2005	15th	Scoring	36.4
2006	13th	Scoring	33.5
2007	19th	Scoring	37.5
2008	4th	Scoring	41.3
2009	6th	Scoring	39.5
2011	40th	Scoring	31.7
2013	17th	Scoring	39.8

Rushing Offense			
1980	6th	Rushing	242.6
1982	12th	Rushing	222.9
1983	6th	Rushing	241.2
1989	27th	Rushing	193.6
1992	5th	Rushing	298.9
1993	1st	Rushing	371.5
1994	5th	Rushing	303.9
1995	3rd	Rushing	306.9
1996	19th	Rushing	228.6
1997	5th	Rushing	296.0
1998	16th	Rushing	243.9
2000	11th	Rushing	251.9
2006	24th	Rushing	177.2
2012	26th	Rushing	208.6
2013	31st	Rushing	214.6

Passing Offense			
2003	22nd	Passing	267.0
2005	18th	Passing	269.6
2007	33rd	Passing	252.2
2008	22nd	Passing	269.3
2009	7th	Passing	315.9
2010	36th	Passing	241.0
2011	10th	Passing	295.5

Pass Completion Percentage			
2014	9th	Completion Pct.	65.6

First Downs Offense			
2013	29th	First Downs	265.0

Red Zone Offense			
2009	14th	Red Zone	.87
2012	26th	Red Zone	.85
2014	10th	Red Zone	.88

Third Down Conversion			
2011	18th	Third Down	45.73
2014	12th	Third Down	48.3

Passing Efficiency Offense			
2006	17th	Passing	147.6
2007	23rd	Passing	147.1
2008	7th	Passing	161.0
2009	37th	Passing	137.5
2011	24th	Passing	144.8
2014	7th	Passing	164.3

Turnover Margin			
1990	1st	Turnover Margin	2.50
1993	16th	Turnover Margin	1.10
1995	22nd	Turnover Margin	0.80
1998	7th	Turnover Margin	1.40
2000	28th	Turnover Margin	0.70
2003	24th	Turnover Margin	0.70
2005	9th	Turnover Margin	1.40
2006	25th	Turnover Margin	0.70
2007	13th	Turnover Margin	1.20
2008	4th	Turnover Margin	2.07
2009	11th	Turnover Margin	0.92
2010	13th	Turnover Margin	1.15
2013	9th	Turnover Margin	1.40

Turnovers Gained			
2007	7th	Turnovers Gained	36
2008	1st	Turnovers Gained	44
2009	3rd	Turnovers Gained	38
2010	3rd	Turnovers Gained	41
2013	1st	Turnovers Gained	39
2014	21st	Turnovers Gained	27

Fewest Turnovers Lost			
2006	18th	Fewest Turnovers	16
2011	39th	Fewest Turnovers	19
2012	23rd	Fewest Turnovers	17

Fewest Fumbles Lost			
2006	13th	Fewest Fumbles	6
2011	11th	Fewest Fumbles	6

Fewest Sacks Allowed			
2007	30th	Sacks Allowed	1.33

Fewest Passes Had Intercepted			
2007	31st	Fewest Interceptions	10
2012	10th	Fewest Interceptions	6
2014	16th	Fewest Interceptions	7

Fewest Penalties Per Game			
2012	15th	Fewest Penalties	5.3

Fewest Penalty Yards Per Game			
2012	19th	Fewest Penalty Yards	48.6

Rankings in Team Defense

Year	Rank	Category	Avg
Total Defense			
1983	11th	Total	223.2
1985	4th	Total	198.7
1987	24th	Total	265.8
1989	21st	Total	264.4
1990	16th	Total	264.7
1994	2nd	Total	198.8
1995	2nd	Total	209.0
1998	3rd	Total	223.6
2003	26th	Total	295.6
2005	18th	Total	289.6
2009	35th	Total	309.7
2010	18th	Total	285.8

Scoring Defense			
1985	2nd	Scoring	7.5
1987	24th	Scoring	15.0
1989	14th	Scoring	13.6
1990	7th	Scoring	13.1
1992	8th	Scoring	12.8

1993	21st	Scoring	15.8
1994	4th	Scoring	11.1
1995	1st	Scoring	10.6
1996	36th	Scoring	18.4
1997	36th	Scoring	18.5
1998	29th	Scoring	17.6
2003	6th	Scoring	14.1
2004	39th	Scoring	21.3
2005	18th	Scoring	17.9
2006	9th	Scoring	13.8
2007	25th	Scoring	19.8
2008	14th	Scoring	17.4
2009	11th	Scoring	17.1
2010	6th	Scoring	14.7
2011	30th	Scoring	20.7
2013	21st	Scoring	19.8
2014	18th	Scoring	18.2

Rushing Defense			
1983	11th	Rushing	77.8
1984	7th	Rushing	79.2
1993	22nd	Rushing	108.7
1994	4th	Rushing	78.2
1995	1st	Rushing	56.8
1996	30th	Rushing	125.6
1997	38th	Rushing	129.3
1998	5th	Rushing	76.8
2003	36th	Rushing	122.8
2005	15th	Rushing	97.9
2007	30th	Rushing	119.3
2010	29th	Rushing	116.4

Pass Defense			
1985	2nd	Passing	96.6
1987	18th	Passing	127.8
1989	26th	Passing	135.7
2009	26th	Passing	171.1
2010	25th	Passing	169.5
2012	32nd	Passing	192.1
2014	18th	Passing	174.2

Pass Efficiency Defense			
1990	3rd	Pass Efficiency	75.0
1992	21st	Pass Efficiency	92.1
1994	2nd	Pass Efficiency	72.0
1995	13th	Pass Efficiency	89.0
1997	30th	Pass Efficiency	97.7
1998	12th	Pass Efficiency	88.9
2003	25th	Pass Efficiency	102.5
2004	34th	Pass Efficiency	103.0
2005	24th	Pass Efficiency	101.8
2008	7th	Pass Efficiency	93.9
2009	6th	Pass Efficiency	93.4
2010	10th	Pass Efficiency	99.4
2013	18th	Pass Efficiency	108.9
2014	13th	Pass Efficiency	101.2

Passes Intercepted			
2007	11th	Passes Intercepted	20
2008	1st	Passes Intercepted	32
2009	8th	Passes Intercepted	19
2010	5th	Passes Intercepted	22
2013	1st	Passes Intercepted	29
2014	20th	Passes Intercepted	16

Pass Sacks			
2006	19th	Pass Sacks	2.67
2007	25th	Pass Sacks	2.92

Fumbles Recovered			
2007	14th	Fumbles Recovered	16
2009	3rd	Fumbles Recovered	19
2010	3rd	Fumbles Recovered	19

Red Zone Defense			
2009	16th	Red Zone	.67
2010	10th	Red Zone	.62

LIONS IN THE NCAA STATISTICS

Rankings in Special Teams

Net Punting			
<i>Year</i>	<i>Rank</i>	<i>Category</i>	<i>Avg</i>
1993	1st	Net Punting	39.50
1994	10th	Net Punting	37.0
1995	19th	Net Punting	39.3
1996	21st	Net Punting	35.1
1997	1st	Net Punting	39.5
1998	27th	Net Punting	35.6
2000	18th	Net Punting	34.71
2004	34th	Net Punting	34.24
2006	14th	Net Punting	34.16
2009	23rd	Net Punting	33.8
2011	16th	Net Punting	35.9
2012	12th	Net Punting	37.56

Kickoff Returns			
1993	3rd	Kickoff Returns	26.39
1994	36th	Kickoff Returns	20.4
1998	15th	Kickoff Returns	23.3
2004	9th	Kickoff Returns	23.3
2005	18th	Kickoff Returns	21.9
2007	25th	Kickoff Returns	22.6
2013	32nd	Kickoff Returns	21.6

Punt Returns			
1994	26th	Punt Returns	10.5
1995	14th	Punt Returns	10.9
1997	27th	Punt Returns	11.7
2000	22nd	Punt Returns	12.63
2003	38th	Punt Returns	11.39
2004	33rd	Punt Returns	11.73
2006	24th	Punt Returns	12.5
2008	17th	Punt Returns	13.1
2011	3rd	Punt Returns	17.8
2013	25th	Punt Returns	13.4

Punt Return Defense			
2006	2nd	Punt Return Def.	3.32
Kickoff Return Defense			
2010	18th	Kickoff Defense	17.2

Individuals in Top 50 National Rankings

Rushing			
1983	16th	Clarence Johnson	93.3
1985	13th	Clarence Johnson	97.6
1986	20th	Marvin Marsh	100.5
1988	23rd	Tommy Compton	93.4
1992	22nd	Tyrone Rush	113.6
1993	24th	Tyrone Rush	115.5
1997	35th	Greg Manson	100.4
1998	49th	Greg Manson	91.7

Passing Efficiency			
1981	8th	Fred Riley	141.1
1984	20th	Bobby Duncan	120.3
1990	6th	Craig Bryant	140.1
2002	22nd	Will Hall	137.4
2003	1st	Will Hall	173.3
2004	43rd	Vinnie Saylor	125.2
2005	47th	Vinnie Saylor	103.4
2006	31st	A.J. Milwee	140.9
2007	21st	A.J. Milwee	148.6
2008	6th	A.J. Milwee	164.3
2009	37th	Harrison Beck	137.1
2010	46th	Lee Chapple	134.9
2011	30th	Lee Chapple	141.5
2013	22nd	Luke Wingo	149.9
2014	9th	Luke Wingo	162.0

Passing Yardage			
2006	42nd	A.J. Milwee	2,039
2007	27th	A.J. Milwee	2,783

2008	8th	A.J. Milwee	3,313
2009	15th	Harrison Beck	3,823

Passing Yards Per Game			
2011	11th	Lee Chapple	276.8
2014	37th	Luke Wingo	254.6

Pass Completions Per Game			
2011	9th	Lee Chapple	23.7

Passing Yards Per Completion			
2014	19th	Luke Wingo	14.2

Pass Completion Percentage			
2014	5th	Luke Wingo	67.6

Receiving Yards Per Game			
1994	36th	Michael Edwards	79.6
1996	32nd	Michael Edwards	77.7
2011	27th	Mo Miliam	88.2

Receptions Per Game			
2005	37th	Anthony Merritt	5.8
2009	46th	T.J. Porter	5.46
2011	9th	Mo Miliam	7.11

Total Offense			
1988	24th	Tommy Compton	187.5
2002	15th	Will Hall	261.3
2003	12th	Will Hall	285.6
2004	47th	Vinnie Saylor	213.1
2005	27th	Vinnie Saylor	253.3
2006	49th	A.J. Milwee	194.8
2007	35th	A.J. Milwee	245.7
2008	24th	A.J. Milwee	255.0
2009	15th	Harrison Beck	290.6
2010	39th	Lee Chapple	233.69
2011	19th	Lee Chapple	272.75

All-Purpose Yardage			
1993	16th	Tyrone Rush	160.8
2005	20th	Anthony Merritt	160.8
2006	29th	Anthony Merritt	126.1

Scoring			
1983	1st	Clarence Johnson	9.6
1985	19th	James Knowles	6.6
1993	11th	Tyrone Rush	9.8
1996	34th	A.J. Lamar	7.6
1997	22nd	Greg Manson	8.2
2002	5th	DeMarcus Blount	10.9
2003	26th	DeMarcus Blount	8.7
2008	15th	Tom Schneider	9.29
2008	28th	Mike McLendon	7.85
2009	44th	Kenny Spencer	7.62

Points Responsible For			
2013	25th	Luke Wingo	190

Punting			
<i>Year</i>	<i>Rank</i>	<i>Player</i>	<i>Avg</i>
1976	10th	Aubrey Haynes	40.9
1980	10th	Guy Cox	40.0
1985	8th	Harlow Fikes	41.0
1986	10th	Scott DeMott	41.0
1987	6th	Scott DeMott	41.8
1991	2nd	John Crittenden	43.2
1992	9th	John Crittenden	41.2
1997	6th	Tony Faggioni	42.0
1998	9th	Tony Faggioni	42.5
2003	37th	Travis Johnston	39.3
2008	14th	Will Batson	41.2
2009	5th	Will Batson	41.2
2012	19th	Michael Schuster	41.85

Field Goals			
1980	1st	Nelson McMurrain	1.40
1985	4th	James Knowles	1.45
1989	8th	Mike Berry	1.27
1990	11th	Brad Stepp	1.20
1993	8th	Jamie Stoddard	1.00
2003	17th	Travis Johnston	1.10
2004	18th	Beau Tanner	1.00

2005	8th	Yuta Fukuda	1.30
2006	16th	Yuta Fukuda	1.00
2007	24th	Scott Shurden	0.90
2008	7th	Tom Schneider	1.36
2009	32nd	Kenny Spencer	0.92
2010	29th	Josh Montgomery	1.00
2013	48th	Will Craig	0.90
2014	33rd	Taylor Pontius	1.00

Field Goal Percentage			
2014	21st	Taylor Pontius	78.6

Kickoff Returns			
1976	5th	Burnis Rose	28.0
1981	10th	Emmanuel Young	23.9
1989	11th	Troy Nelson	25.6
1993	7th	Tyrone Rush	30.6
1994	10th	Kenyatta Jones	28.6
1996	12th	Harry Holloway	26.7
1998	9th	Corey Harris	30.0
2001	22nd	Evan Oglesby	25.8
2002	26th	Patrick Wilson	25.1
2004	11th	Anthony Merritt	27.1
2005	15th	Anthony Merritt	25.9
2007	27th	David McCants	26.2
2014	21st	Darvell Harris	27.3

Punt Returns			
1994	21st	Mo Malone	10.2
1995	14th	D'Angelo Armistad	10.9
1996	44th	Jason Veal	8.7
2003	21st	Anthony Merritt	12.5
2004	14th	Anthony Merritt	13.9
2005	42nd	Anthony Merritt	10.7
2006	22nd	Anthony Merritt	12.5
2008	22nd	Charles McClain	12.3
2009	34th	Charles McClain	10.1
2010	35th	Charles McClain	10.5
2011	2nd	Janoris Jenkins	21.7
2013	17th	Philbert Martial	13.3
2014	40th	Philbert Martial	9.7

Interceptions			
1993	36th	Keith Humphrey	0.5
1996	36th	Gerald Smith	0.5
1997	40th	Marcus Hill	0.5
1998	18th	Tyrone Bell	0.6
2003	30th	Evan Oglesby	0.5
2005	10th	Blake Farris	1.6
2008	29th	Darron Dampier	0.46
2009	26th	Quinton Andrews	0.46
2012	T14th	Caleb Massey	0.50

Tackles			
2011	34th	Marcus Dowtin	9.58
2012	T7th	Tavarius Wilson	11.20
2013	37th	Gabe Poe	9.80
2013	48th	Tavarius Wilson	9.50

Solo Tackles			
2013	24th	Gabe Poe	5.80

Tackles for Loss			
2002	T34th	Sam Fakunle	1.6

Sacks			
2010	30th	Courtney Harris	0.77

Forced Fumbles			
2004	T27th	Ken Triplett	0.30

Passes Defended			
2004	T36th	Blake Farris	1.3
2004	T41st	Evan Oglesby	1.2
2005	10th	Blake Farris	1.6

LIONS IN THE NCAA STATISTICS

UNA's NCAA Statistical Champions

1990	1st	Turnover Margin	2.5
1993	1st	Rushing	371.5
1993	1st	Net Punting	39.5
1995	1st	Scoring Defense	10.6
1995	1st	Rushing Defense	56.8
1997	1st	Net Punting	39.5
2008	1st	Turnovers Gained	44
2008	1st	Passes Intercepted	32
2013	1st	Turnovers Gained	39
2013	1st	Passes Intercepted	29
1980	1st	Field Goals Nelson McMurrain	1.4
1983	1st	Scoring Clarence Johnson	9.6
2003	1st	Passing Efficiency Will Hall	173.3




Nelson McMurrain



Will Hall



Clarence Johnson



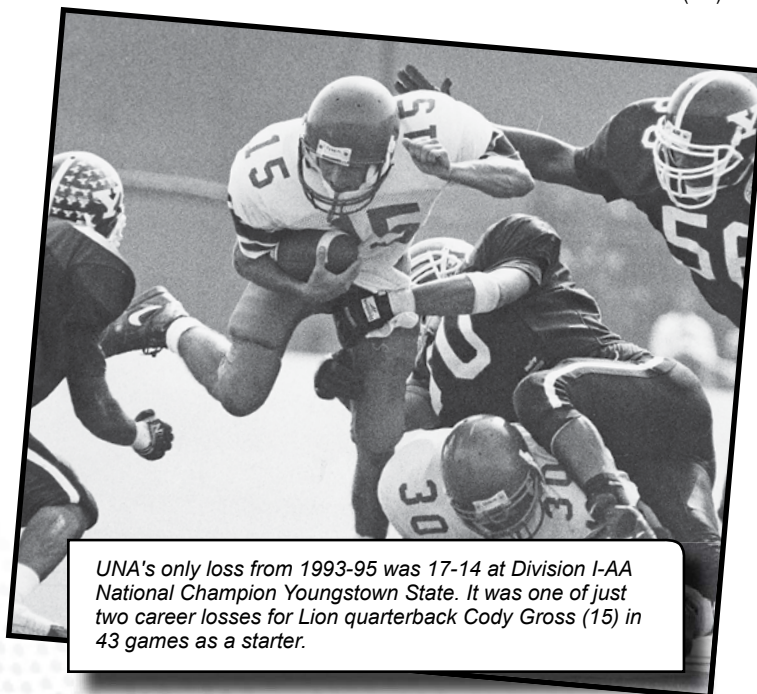
UNA knocked off No. 1 ranked Valdosta State, 17-10, on Nov. 1, 2003

North Alabama vs. No. 1 Teams: (2-5)

1972	at West Alabama.....	West Alabama 17, UNA 6
1980	Eastern Illinois.....	EIU 56, UNA 31
1984	Troy State	UNA 13, Troy State 10
1997	at Carson-Newman	CN 21, UNA 7
2001	Delta State	DSU 21, UNA 3
2001	at Valdosta State.....	VSU 54, UNA 7
2003	at Valdosta State.....	UNA 17, VSU 10

North Alabama as No. 1 Team: (41-4)

1993	1st game as No. 1 ranked team:.....	
	at Mississippi College	38-28
1994	only loss from 1993-95.....	
	at Youngstown State.....	14-17
1996	lost at Albany State.....	10-17
1996	def. Alabama A&M	47-0
2009	def. Valdosta State and Arkansas-Monticello	
	lost to West Alabama.....	31-28 (4 OT)
2011	ldef. Arkansas Tech	44-10
	lost to Delta State.....	30-24 (OT)



UNA's only loss from 1993-95 was 17-14 at Division I-AA National Champion Youngstown State. It was one of just two career losses for Lion quarterback Cody Gross (15) in 43 games as a starter.

LEGENDS OF THE FALL

UNA 50th Anniversary Football Team

OFFENSE

Player Quarterbacks

Don Cornelius	1964-67	Huntsville, Ala.	Lee
Cody Gross	1992-95	Rogersville, Ala.	Lauderdale County

Running Backs

Brub Hamilton	1952-55	Athens, Ala.	Athens
Clarence Johnson	1980, 82-83, 85	Huntsville, Ala.	Johnson
A.J. Lamar	1993-96	Cullman, Ala.	Cullman
Alton Romine	1951-53	Rogersville, Ala.	Lauderdale County
Tyrone Rush	1989, 91-93	Philadelphia, Miss.	Neshoba Central
Brian Satterfield	1989-90, 91-92	Epworth, Ga.	Fannin County
Wendell Taylor	1952-55	Bridgeport, Ala.	Bridgeport
Leonard Thomas	1968-71	Huntsville, Ala.	Butler

Receivers

Michael Edwards	1993-96	West Point, Miss.	West Point
Harlon Hill	1950-53	Killen, Ala.	Lauderdale County
Ricky Lindsey	1966-68	Sheffield, Ala.	Sheffield
Roger Ralph	1973-75	Arab, Ala.	Arab

Tight End

Jarius Hayes	1992-95	Muscle Shoals, Ala.	Muscle Shoals
Bennie Jennings	1987-90	Fayetteville, Tenn.	Lincoln County

Offensive Line

Billy Don Anderson	1959-61	Athens, Ala.	Athens
Gerald Hudson	1958-60	Tuscumbia, Ala.	Deshler
Durrell Mock	1949-52	Talladega, Ala.	Talladega
Hamp Moore	1978-81	Albertville, Ala.	Albertville
Dexter Rutherford	1982-83	Hatton, Ala.	Hatton
Hal Sisson	1955-57	Haleyville, Ala.	Haleyville
Don Smith	1979-82	Huntsville, Ala.	Lee
Jeff Surbaugh	1990-93	New Martinsville, W.V.	Magnolia
Kin Taylor	1991-94	Eclectic, Ala.	Elmore County
Jon Thompson	1992-95	Muscle Shoals, Ala.	Muscle Shoals
Michael Williams	1992-95	Rogersville, Ala.	Lauderdale County
Terence Witherspoon	1974-76	Fairfield, Ala.	Fairfield

DEFENSE

Player Defensive Line

Steve Carter	1978-80	Savannah, Tenn.	Central
Marcus Hunter	1991-94	Moundville, Ala.	Hale County
Marcus Keyes	1994-95	Taylorsville, Miss.	Taylorsville
Shawn Lee	1986-87	Brooklyn, N.Y.	Erasmus Hall
Johnny McGee	1966-69	Lawrenceburg, Tenn.	Lawrence County
Israel Raybon	1992-95	Huntsville, Ala.	Lee
Jeff Redcross	1990-93	Madison, Ala.	Sparkman
Reginald Ruffin	1994-97	Butler, Ala.	Choctaw County
Billy Witt	1982-85	Russellville, Ala.	Russellville

Linebackers

William Bowens	1976-79	Killen, Ala.	Brooks
Frank Condon	1979-82	Mobile, Ala.	Murphy
James Davis	1987-90	Clanton, Ala.	Chilton County
Keith Humphrey	1992-95	Huntsville, Ala.	Lee
Ronald McKinnon	1992-95	Elba, Ala.	Elba
Sam Prater	1980-81	Florence, Ala.	Coffee
Steve Rogers	1982-85	Cumming, Ga.	Forsythe County

Defensive Backs


Rod Brooks	1980-83	Huntsville, Ala.	Lee
Max Burleson	1956-58	Hackleburg, Ala.	Hackleburg
Marcene Emmett	1976-79	Mobile, Ala.	McGill-Toolen
Bruce Jones	1982-85	Courtland, Ala.	Courtland
Wendell Phillips	1984-87	Leighton, Ala.	Colbert County
Daryl Smith	1981-84	Opelika, Ala.	Opelika
Gerald Smith	1993-96	Moss Point, Miss.	Moss Point
Harvey Summerhill	1989-92	Tuscumbia, Ala.	Deshler

Place Kickers

James Knowles	1982-85	Montevallo, Ala.	Shelby Academy
Jamie Stoddard	1993-95	Florence, Ala.	Bradshaw

Punter

John Crittenden	1991-92	Carrollton, Miss.	George
Scott Demott	1986-87	Eudora, Kan.	Okaloosa



TEAM SELECTION:

A total of 56 players were chosen for the 50th Anniversary UNA Football Team (1949-98) from more than 1,000 players who have played at UNA. The 25-person selection committee consisted of members of the UNA Athletic Hall of Fame Selection Committee, media representatives, staff members and coaches.

HIGHLIGHTS:

- The city of Huntsville led the team with seven players selected.
- 43 of the total players chosen were from the state of Alabama
- A total of 21 players from the 1990's were selected, with 17 from the 1980's, six from the 1970's, five from the 1960's and seven from the 1950's.
- Thirty-eight of the team members were selected All-American during their careers at UNA.
- Eleven of the members played on UNA's three consecutive NCAA Division II National Championship teams.

FIRST FORTY YEARS UNA FOOTBALL TEAM

"The First Forty Years" UNA Football Team (1949-88 as selected by the Florence Times Daily)

offense

QB	Rusty Towery.....	(1979, 80, 82, 83)
RB	Clarence Johnson.....	(1980, 82, 83, 85)
RB	Lawson Fletcher.....	(1978, 79, 80, 81)
RB	Wendell Taylor.....	(1952, 53, 54, 55)
WR	Harlon Hill.....	(1950, 51, 52, 53)
WR	Roger Ralph.....	(1973, 74, 75)
WR	Ricky Lindsey.....	(1966, 67, 68)
OL	Don Smith.....	(1979, 80, 81, 82)
OL	Terence Witherspoon.....	(1974, 75, 76)
OL	Durell Mock.....	(1949, 50, 51, 52)
OL	Billy Don Anderson.....	(1959, 60, 61)
OL	Hal Sisson.....	(1955, 56, 57)
PK	James Knowles.....	(1982, 83, 84, 85)

Defense

DL	David Martin.....	(1956, 57, 58, 59)
DL	Johnny McGee.....	(1966, 67, 68, 69)
DL	Larry Brown.....	(1971, 72, 73)
DL	Billy Witt.....	(1982, 83, 84, 85)
DL	Steve Carter.....	(1978, 79, 80)
LB	William Bowens.....	(1976, 77, 78, 79)
LB	Frank Condon.....	(1979, 80, 81, 82)
LB	Sam Prater.....	(1980, 81)
DB	Lewis Billups.....	(1982, 84, 85)
DB	Daryl Smith.....	(1981, 82, 83, 84)
DB	Bruce Jones.....	(1982, 83, 84, 85)
DB	Wendell Phillips.....	(1984, 85, 86, 87)
P	Scott DeMott.....	(1986, 87)



Durell Mock

UNA'S ALL-DECADE TEAMS

1949-58 Offense

QB	Joe Brewer
RB	Joe Elmore
RB	Brub Hamilton
RB	Wendell Taylor
RB	Jack Redwine
End	Harlon Hill
End	Bill Lumpkin
OL	Paul Dyar
OL	Durell Mock
OL	Hal Sisson
OL	Carl Garrison
OL	Sam Hyde
PK	Joe Brewer

Defense

DL	Bama Poole
DL	David Martin
DL	Herbert Sanford
DL	Bobby Neal Wade
DL	Marvin Clem
DL	Ben Harris
LB	Travis Richardson
LB	Brooks Jones
DB	Max Bureson
DB	L.L. Whitten
DB	Gene Sanderson
DB	Monk Romine
P	L.C. Fowler

1959-68 Offense

QB	Don Cornelius
RB	Robert Douthitt
RB	George Perkins
RB	Leonard Thomas
RB	Larry Yancy
End	Ricky Lindsey
End	Henry Prater
OL	Billy Don Anderson
OL	R.C. Sanderson
OL	Don Creasy
OL	Ken Spike Townley
OL	Gerald Hudson
PK	Bobby Jackson

Defense

DL	Lester Dawson
DL	Ray Hester
DL	Johnny McGee
DL	Sparky Box
DL	Carl Hannah
LB	Tommy Wyatt
LB	Harold Graham
DB	Earnest Breland
DB	Jim Grant
DB	Benny Burns
DB	Tommy Clemons
P	Jody Gamble

1969-78 Offense

QB	Randy Elmore
RB	Curtis Sirmones
RB	Marc Merritt
RB	Mike Wilburn
WR	Robert Steele
WR	Roger Ralph
WR	Danny Kimble
OL	Barry Johnson
OL	Terence Witherspoon
OL	Obie Childers
OL	Barry Koehn
OL	Paul Parvin
PK	William McCormack

Defense

DL	Frankie Patterson
DL	Larry Brown
DL	Brad Hendrix
DL	Johnny Williams
DL	Tobin Sexton
LB	Howard Ross
LB	William Bowens
LB	William McCormack
DB	Palmer Byrd
DB	Robbie Hudson
DB	Marcene Emmett
DB	Rodney Bivens
P	Aubrey Haynes

1979-88 Offense

QB	Rusty Towery
RB	Clarence Johnson
RB	Lawson Fletcher
RB	Marvin Marsh
WR	Germaine Young
WR	Jerry Hill
WR	Stevie Hobbs
OL	Don Smith
OL	Mike Rollins
OL	Dexter Rutherford
OL	Hamp Moore
OL	Scott Shirley
PK	James Knowles

Defense

DL	Steve Carter
DL	Ron Harris
DL	Dean Sanders
DL	Billy Witt
DL	Shawn Lee
LB	Frank Condon
LB	Steve Rogers
LB	Sam Prater
DB	Bruce Jones
DB	Lewis Billups
DB	Daryl Smith
DB	Wendell Phillips
P	Scott DeMott

ALL-DECADE TEAMS/ALL-ACC

1989-98 Offense

QB Cody Gross
RB..... Tyrone Rush
RB..... Brian Satterfield
RB..... A.J. Lamar
RB..... Kenyatta Jones
WR..... Michael Edwards
WR..... Derrick Coffey
WR..... Demetrea Shelton
TE..... Jarius Hayes
TE..... Bennie Jennings
TE..... Bobby Collins
OL..... Michael Williams
OL..... Jon Thompson
OL..... Jeff Surbaugh
OL..... Kin Taylor
OL..... Joe Washington
OL..... Eddie Evans
PK..... Jamie Stoddard

Defense

DL..... Israel Raybon
DL..... Marcus Keyes
DL..... Marcus Hunter
DL..... Jeff Redcross
DL..... Reginald Ruffin
DL..... Shawn Cash
DL..... O.J. Patrick
LB..... Ronald McKinnon
LB..... James Davis
LB..... Keith Humphrey
DB..... Gerald Smith
DB..... Harvey Summerhill
DB..... Sedric Barnett
DB..... Tyrone Bell
DB..... Marcus Hill
P..... John Crittenden
P..... Tony Faggioni

1999-2008 Offense

QB Will Hall
QB A.J. Milwee
RB..... DeMarcus Blount
RB..... Randy Vickers
WR..... Marcus Lewis
WR..... Anthony Merritt
WR..... Jason Messing
WR..... Rocky Coleman
TE..... Chip Long
TE..... Covington Wright
OL..... Lance Ancar
OL..... Sam Hathorn
OL..... J.D. Whited
OL..... JoJo Bates
OL..... Sherwin Lyons
OL..... Matt Horton
PK..... Travis Johnston

Defense

DL..... Tim Hunt
DL..... Montrell Craft
DL..... Ken Triplett
DL..... Jonathan Taylor
DL..... Larry Paul
LB..... Donald Tharpe
LB..... Michael Johnson
LB..... Courtney Wright
LB..... Harold Wisdom
DB..... Evan Oglesby
DB..... Blake Farris
DB..... Chad Sears
DB..... Craig Fox
DB..... Bobby Brooks
P..... Will Batson



Anthony Merritt



Bobby Brooks



Courtney Wright



Notes


Of the 32 players selected for the UNA Team of the Decade for 1999-2008, 18 earned All-American honors with the Lions. A total of 20 of the players selected were four-year lettermen at UNA and there were three current Lion players selected who will complete their eligibility in the Fall - Michael Johnson, Will Batson and Montrell Craft.

ALL ALABAMA COLLEGIATE CONFERENCE


During the 1960s the Lions competed in the Alabama Collegiate Conference and won or shared conference football titles in 1960, 1961, 1962 and 1963. While records are incomplete for some seasons, below is a listing of All-Alabama Collegiate Conference selections that we are aware of.

All-ACC SELECTIONS

1960 Henry PraterE
1960 Robert Douthitt.....B
1960 Karry YanceyB
1960 Sammy SmithT
1960 Billy Don AndersonG
1961 Henry PraterE
1961 Carl Barton..... FB
1962 Earbest BrelandWB
1963 Ken DanielOT
1965 Tommy Clemmons..... OG
1965 George PerkinsRB
1968 Palmer ByrdDB
1968 Sparky BoxE
1968 Johnny McGee..... DL
1968 Max Bobo.....OT



Israel Raybon



Robert Douthitt

UNA ATHLETIC HALL OF FAME

Class of 1990

Doyle "Dabbs" Earnest
Eddie Flowers
Harlon Hill
Hal Self

Class of 1991

Otis Boddie
John Bostick
Max Bursleson
Winfrey "Wimp" Sanderson

Class of 1992

Bill Jones
Ricky Lindsey
Jack Redwine
Wendell Taylor

Class of 1993

Wanda Beckham
Coleman Crawford
William "Brub" Hamilton
Larry "Snuffy" Smith

Class of 1994

Don Cornelius
Joe Elmore
Jud Stockard
George Weeks

Class of 1995

Joe Brewer
Sam Hardy
Gerald Lavender
Roger Ralph

Class of 1996

Ed Billingham
Bruce Jones
Alton "Monk" Romine
Leonard "Rabbit" Thomas

Class of 1997

Billy Don Anderson
Dr. Robert M. Guillot
Doug Key
Cedric Landrum

Class of 1998

Charles Cunningham
Don Faint
James Knowles
Grady Liles

Class of 1999

Rick Chavez
Johnny Long
Hal Sisson
Maurice Stafford

Class of 2000

LaConger Cohran
Eddie Frost
Tommy Ledbetter
Terence Witherspoon

Class of 2001

Brenda Mayes (Harris)
Brice Bishop
James Davis, Jr.
Albert Owens

Class of 2002

William Bowens
Mike Burns
Bill Hyde
L.L. Whitten

Class of 2003

Gary Elliott
Lawson Fletcher
Tracy McCall
Don Smith

Class of 2004

Rod Brooks
Gerald "Tuffy" Hudson
Kristy Hunter Holdbrooks
Tyrone Rush

Class of 2005

Carol Franklin Bishop
Wayne Byrd
Jeff Redcross
Steve Thrasher

Class of 2006

Jim Czajkowski
Kristie Grant
Cody Gross
Keith Humphrey
Israel Raybon
Jon Thompson

Class of 2007

Sherri Blount
Jarius Hayes
Terry Jones
Danny Kimble
Ronald McKinnon
Billy Witt

Class of 2008

Greg Bowles
Kevin Bradford
Ande Jones
Steve Martin
Gerald Smith
Merle West

Class of 2009

Robert Douthitt
Bennie Jennings
Mariella Fasce Lee
Mike Lane
Sam Lee
Don McBrayer

Class of 2010

Steve Carter
Billy Gamble
Kenyatta Jones
Alan Pate
Dr. Roy Stevens
Michael Williams

Class of 2011

Michael Edwards
George "Goober" Lindsey
Rachel Price
Ronda Price
Bobby Wallace
Allen Williams

Class of 2012

James "Buddy" Moore
Stuart Clark
Steve Kosa
Michele Logan Hyde
Louis Newsome
Brian Satterfield

Class of 2013

Douglas Hargett
Jeff Hodges
Ricky Johnson
Nesrin Seckin
Harvey Summerhill
Josh Willingham

Class of 2014

Amber Deline
Cliff Lord
Hamp Moore
Jana Ninova
Jason Vaughn
Buck Williams

UNA HALL OF FAME CLASS OF 2014



From left, Cliff Lord, Amber Deline, Buck Williams, Yana Ninova, Jason Vaughn and Hamp Moore



NATIONAL AWARDS

College Football Hall of Fame

Former Lion linebacker **Ronald McKinnon** of Elba, Ala., was inducted into College Football Hall of Fame on July 19, 2008 in South Bend, Ind.

McKinnon was a four-time, first-team All-Gulf South Conference pick and a three-time consensus All-American. He is also the only defensive player to win the Harlon Hill Trophy as Division II Player of the Year. He went on to a 10-year career in the National Football League where he recorded more than 1,000 tackles.



& COLLEGE HALL OF FAME, INC.


NATIONAL AWARDS

Division II Football Hall of Fame

The University of North Alabama has had three former Lions inducted into the Division II Football Hall of Fame in recent years. Former Lion quarterback Cody Gross of Rogersville, Ala., was inducted as part of the Class of 2006. Gross had a 41-2 record as a starting quarterback and led UNA to three straight NCAA Division II National Championships from 1993-95. He was inducted with John Randle of Texas A&M-Kingsville and Sean Landeta of Towson State.

Former Lion linebacker Ronald McKinnon of Elba, Ala., was inducted in 2007 with Earl Dotson of Texas A&M-Kingsville and Mike Turk of Troy. McKinnon was a four-time, first-team All-Gulf South Conference pick and a three-time consensus All-American. He is the only defensive player to win the Harlon Hill Trophy as Division II Player of the Year. He also enjoyed a 10-year career in the National Football League and has been inducted into the College Football Hall of Fame.

Former UNA Head football coach Bobby Wallace was inducted in 2010. Wallace was head coach at UNA from 1988-97 and had an 82-36-1 record that included three Gulf South Conference championships and three straight NCAA Division II National Championships. He led UNA to six NCAA playoff appearances in 10 years and was selected the Division II Coach of the Quarter Century in 1997. He was in the first class of coaches to join the Hall of Fame, along with Ken Sparks of Carson-Newman and Mel Tjeerdsma of Northwest Missouri State.



*Division II Hall of Fame Class of 2006
John Randle, Cody Gross, Sean Landeta*




*Division II Hall of Fame Class of 2010
Bobby Wallace, Mel Tjeerdsma, Ken Sparks*



*Division II Hall of Fame Class of 2007
Mike Turk, Earl Dotson, Ronald McKinnon*

NATIONAL AWARDS


Rimington Trophy



University of North Alabama senior center **Lance Ancar** of Harvey, La., was named the 2005 winner of the Dave Rimington Trophy as the top collegiate center in the NCAA Division II.




Division II Team of The Quarter Century



In 1997, as part of the 25th Anniversary of the creation of Division II, the 1995 UNA Football Team was selected as the Division II Team of the Quarter Century (1972-97). The Lions went 14-0 in 1995 and capped a 41-1 three-year run that made this Lion group the only one in Division II history to win three straight national championships. The Lions head coach, Bobby Wallace, was also chosen Division II Coach of the Quarter Century.

NATIONAL AWARDS

Gene Upshaw Award



North Alabama has had two National Finalists for the Gene Upshaw Award as the top lineman in Division II football. Defensive end **Montrell Craft** (left) of Memphis, Tenn., was a Finalist in 2009 and defensive end **Courtney Harris** (right) of Jupiter, Fla., was a Finalist in 2010



Gene Upshaw Award

National Defensive Player of the Year

University of North Alabama senior linebacker **Michael Johnson** of Panama City, Fla., was named as the the 2009 Division II National Defensive Player of the Year by both **Daktronics** and **D2Football.com**



University of North Alabama senior linebacker **Tavarius Wilson** of Jackson, Miss., was named as the the 2013 Division II National Defensive Player of the Year by **Beyond Sports Network (BSN)**.



ALABAMA SPORTS HALL OF FAME



Former UNA All-American **Ronald McKinnon** became the ninth UNA student-athlete or coach to be inducted into the Alabama Sports Hall of Fame. He was joined in that 2010 induction class by a former UNA assistant football coach, **Bobby Johns**



Ronald McKinnon (far left) at the 2010 induction ceremony with former UNA quarterback Cody Gross, former UNA head coach and fellow Hall of Famer Bobby Wallace, and former Lion quarterback Will Hall.

ASHOF INDUCTEES WITH UNA CONNECTIONS

Harlon Hill

(ASHOF Class of 1976)
UNA Football Player 1950-53,
Assistant Football Coach 1967-68

George "Goober" Lindsey

(ASHOF Class of 1983)
UNA Football Player 1950-51

Winfrey "Wimp" Sanderson

(ASHOF Class of 1990)
UNA Basketball Player 1957-59

Hal Self

(ASHOF Class of 1996)
UNA Head Football Coach 1949-69,
Athletic Director 1969-73

Tom York

(Distinguished Alabama Sportsman 1996)
UNA Graduate

Wendell Hudson

(ASHOF Class of 2001)
UNA Assistant Men's Basketball Coach 1982-83

Bobby Wallace

(ASHOF Class of 2004)
UNA Head Football Coach 1988-1997

Mickey Andrews

(ASHOF Class of 2006)
UNA Head Football Coach 1973-76

Ronald McKinnon

(ASHOF Class of 2010)
UNA Football Player 1992-95

Bobby Johns

(ASHOF Class of 2010)
UNA Assistant Football Coach 1972

Bill Jones

(ASHOF Class of 2013)
UNA Basketball Player 1955-57
UNA Head Basketball Coach 1974-88
UNA Assistant Athletic Director 1974-77
UNA Associate Athletic Director 1977-87
UNA Athletic Director 1987-94

HARLON HILL

A native of Killen, Ala., the late Harlon Hill was a prime example of the unknown small college player with tremendous talents who went on to prove his greatness in the National Football League - competing with top players in the game.

A small college All-American receiver at Florence State Teachers College (now the University of North Alabama), Hill was drafted in the 15th round of the NFL draft by the Chicago Bears - a team willing to take a chance on a player that scout Clark Shaughnessy only heard about from a man in the press box at the annual Blue-Gray Classic in Montgomery.

The Bears didn't have to wait long for the skinny boy from Florence State to make their gamble pay off, however.

In 1954, Hill caught 45 passes for 1,124 yards and 12 touchdowns and was named National Football League Rookie of the Year. The following year he caught 42 passes for 789 yards and nine touchdowns and was the recipient of the Jim Thorpe Trophy as the NFL Most Valuable Player.

In nine years in the NFL, Hill caught 233 passes for 4,717 yards and 40 touchdowns and is still regarded as one of the greatest receivers to ever play the game.

He played in the Pro Bowl in 1955, 1956 and 1957 and was an All-Pro selection in 1954, 1955 and 1956.


He spent his first eight seasons, from 1954-61, with the Bears and split his final season between the Pittsburgh Steelers and the Detroit Lions.

Hill played in relative obscurity for the Lions as an end in a powerful single-wing offense.


He caught only 54 passes in four years with the Lions but they went for 1,020 yards and a school record 19 touchdowns. He averaged 18.8 yards per catch.

Hill was inducted into the Helms Athletic Foundation Hall of Fame in 1958, into the Alabama Sports Hall of Fame in 1976 and into the UNA Athletic Hall of Fame in the initial class in 1990.

Hill served as principal at Brooks High School in Killen before his retirement. He passed away in 2013 at the age of 80..



Harlon Hill at Florence State (UNA)



Harlon Hill with Hill Trophy

Hill's Collegiate Statistics						
Year	Team	Games	Rec	Yards	Avg.	TDs
1950	Florence State	9	2	23	11.5	2
1951	Florence State	9	22	372	16.9	6
1952	Florence State	9	18	379	21.0	7
1953	Florence State	8	12	246	20.5	4
Career Totals		35	54	1020	18.8	19

Hill's Professional Statistics						
Year	Team	Games	Rec	Yards	Avg.	TDs
1954	Chicago Bears	12	45	1124	25.0	12
1955	Chicago Bears	12	42	789	18.8	9
1956	Chicago Bears	12	47	1128	24.0	11
1957	Chicago Bears	8	21	483	23.0	2
1958	Chicago Bears	8	27	365	13.5	3
1959	Chicago Bears	11	36	578	16.1	3
1960	Chicago Bears	12	5	98	19.6	0
1961	Chicago Bears	14	3	51	17.0	0
1962	Pittsburgh Steelers	7	7	101	14.4	0
1962	Detroit Lions	7	0	0	0.0	0
Career Totals		103	233	4717	20.2	40

HARLON HILL

Harlon Hill's Football Career

1946-49

Lauderdale County High School

1950-53

Florence State Teachers College
(now University of North Alabama)

1950-53 - Four-year letterman at end

1952-53 - Team Captain

1953 - NAIA All-American

1955 - Received his B.S. degree in Education

1954-61

Chicago Bears

1954 - National Football League Rookie of the Year

1955 - Winner of the first Jim Thorpe Trophy as
National Football League Most Valuable Player

1954, 55, 56 - All-Pro

1955, 56, 57 - Pro Bowl

1956 - Captain of West squad in Pro Bowl

1958

Selected to Helms Athletic Foundation Hall of Fame

1962

Pittsburgh Steelers

1962

Detroit Lions

1969

Received his Master's degree in
Education from University of North Alabama

1976

Selected to Alabama Sports Hall of Fame

1986

Creation of the Harlon Hill Trophy

1990

Inducted into University of North Alabama
Athletic Hall of Fame

1998

Selected for 50th Anniversary UNA Football Team

CAREER HIGHLIGHTS

1953 • As a senior at Florence State Teachers College (now the University of North Alabama) in 1953, Hill caught only 12 passes for a ground-oriented, single-wing attack. Hill received small college All-America acclaim as an end and was later drafted by the Chicago Bears in the 15th round of the National Football League Draft. The Bears felt they could afford to wait until the late rounds to draft Hill because they knew very little about him the other NFL clubs knew even less.

1954 • As a rookie for the Chicago Bears, Hill caught 45 passes for 1,124 yards and 12 touchdowns to lead the club in all three categories. His performance also helped take the Bears from a 3-8-1 record in 1953 to an 8-4 mark in 1954. On Oct. 31 in San Francisco, Ca., Hill caught seven passes from quarterback George Blanda for 214 yards and four touchdowns in a 31-27 win over the 49ers. Hill's fourth TD catch of the day was a game-winning 66 yarder with only 33 seconds left in the game. The four TDs in a game still stand as a Bear's club record. At the conclusion of the season, Hill was selected All-Pro, played in the Pro Bowl in Los Angeles for the West squad that won 26-19, and was chosen as the National Football League Rookie of the Year.

1955 • In his second NFL season, Hill again led the Bears with 42 catches for the 789 yards and nine touchdowns and became the first recipient of the Jim Thorpe Trophy - symbolic of the National Football League's Most Valuable Player. He also captained the West in a 31-30 Pro Bowl victory and was again named All-Pro.

1956 • With 47 catches for 1,128 yards and 11 touchdowns in 1956, Hill helped Chicago to a 9-2-1 record and a spot in the NFL Championship Game against the New York Giants - where they were defeated 47-7. Hill was selected All-Pro for the third consecutive season and made his third straight Pro Bowl appearance as the West won again, 19-10.

1958 • A severe ankle injury blunted the speed which had made Hill the NFL's most feared deep receiver and eventually prompted a shift to defensive back.

STILL IN THE BOOKS: Harlon Hill still holds numerous receiving records for the Chicago Bears, including most 100-yard receiving games in a career with 19. Other records include, most 100-yard games in a season with seven in 1954, consecutive 100-yard games (3), most seasons with 1,000 yards receiving (2), most yards receiving in a game (214) and most touchdowns in a game (4). Hill ranks second all-time in career yards receiving with 4,616 and is second in average yards per reception at 24.98 and career touchdowns with 40.

THE HARLON HILL TROPHY

Creation of the Hill Trophy

The top player in college football each season has long been honored with the presentation of the Heisman Trophy.

An award symbolic of the best.

But while that award may have recognized the top player in NCAA football, no one playing at a school below the Division I level had ever received recognition for their accomplishments in the voting.

Players like Walter Payton, Neil Lomax, Ken O'Brein, John Stallworth and others played in the NCAA Division II, and would have never achieved recognition, had they not gone on to outstanding careers in professional football.

That began to change in 1986, however, when a group of Shoals area residents, with sponsorship of Coca-Cola, worked to establish the Harlon Hill Trophy- to be presented each year to the top player in the NCAA Division II.

The originators of the award didn't feel that accomplishments in professional football should have to be the measuring stick for talent in Division II. So the award was created to honor players whose achievements have placed them among the top players to ever play the game.

The Harlon Hill Trophy is an award that is given annually to the player selected as the "best" in Division II by the sports information directors at the 140-plus Division II schools which play football, and is presented during the week of the NCAA Division II Football Championship Game in the Shoals.

This year, the 30th annual Harlon Hill Trophy will be presented to the Division II Player of the Year at the conclusion of the 2015 season.

During the first 29 years of the Hill Trophy, more than 70 different schools have had finalists for the award, and the list of past winners includes 15 running backs, 12 quarterbacks, one receiver and one linebacker.


Brian Shay's 303 points in the 1998 voting stands as the highest point total received by any player. His 88 first-place votes were also the most in Hill Trophy history, as was his 185-point margin of victory.

How the Winner is Selected

Nominations for the Hill Trophy are accepted from the sports information directors at NCAA Division II football-playing institutions. The criteria stipulates that the player must have distinguished himself nationally as being among the top players in the game. The nominations are screened regionally by the National Harlon Hill Advisory Committee and the top six candidates from each region advance to the regional ballot.

Then there are two actual votes for the Hill Trophy.

The players nominated are first voted on by the sports information directors within their respective NCAA region. There are four regions with approximately the same number of schools in each region. The top two vote-getters from each of the four regions then advance to the national ballot where they are voted on by all 160-plus Division II



1995 Winner
North Alabama's Ronald McKinnon

SIDs. On both the regional and national ballots, the SIDs vote for a first, second and third basis.

The top three finishers from the national voting were then invited to the Shoals for the championship week activities and the Hill Banquet.

The Trophy

The Harlon Hill Trophy, created by Herff Jones, Inc., is 30 inches tall and weighs 63 pounds. The football is a life-size replica of a real football and sits on a solid walnut base. It is sponsored by the City of Florence, Herff-Jones and Opti-Net.

The 2015 Presentation

The 30th Annual Harlon Hill Trophy will be presented at the conclusion of the 2015 season. The ceremony will be held on the University of North Alabama campus in early January, 2016.

Past Winners:

- 1986 • Jeff Bentrin (SR)**
Quarterback, North Dakota State
- 1987 • Johnny Bailey (SO)**
Running Back, Texas A&M-Kingsville
- 1988 • Johnny Bailey (JR)**
Running Back, Texas A&M-Kingsville
- 1989 • Johnny Bailey (SR)**
Running Back, Texas A&M-Kingsville
- 1990 • Chris Simdorn (SR)**
Quarterback, North Dakota State
- 1991 • Ronnie West (SR)**
Receiver, Pittsburg State
- 1992 • Ronald Moore (SR)**
Running Back, Pittsburg State
- 1993 • Roger Graham (JR)**
Running Back, New Haven
- 1994 • Chris Hatcher (SR)**
Quarterback, Valdosta State
- 1995 • Ronald McKinnon (SR)**
Linebacker, North Alabama
- 1996 • Jarrett Anderson (SR)**
Running Back, Truman State
- 1997 • Irv Sigler (SR)**
Running Back, Bloomsburg
- 1998 • Brian Shay (SR)**
Running Back, Emporia State
- 1999 • Corte McGuffey (SR)**
Quarterback, Northern Colorado
- 2000 • Dusty Bonner (JR)**
Quarterback, Valdosta State
- 2001 • Dusty Bonner (SR)**
Quarterback, Valdosta State
- 2002 • Curt Anes (SR)**
Quarterback, Grand Valley State
- 2003 • Will Hall (SR)**
Quarterback, North Alabama
- 2004 • Chad Frieauf (SR)**
Quarterback, Colorado School of Mines
- 2005 • Jimmy Terwilliger (JR)**
Quarterback, East Stroudsburg
- 2006 • Danny Woodhead (JR)**
Running Back, Chadron State
- 2007 • Danny Woodhead (SR)**
Running Back, Chadron State
- 2008 • Bernard Scott (SR)**
Running Back, Abilene Christian
- 2009 • Joiqee Bell (SR)**
Running Back, Wayne State (Mich.)
- 2010 • Eric Czerniewski (SR)**
Quarterback, Central Missouri
- 2011 • Jonas Randolph (SR)**
Running Back, Mars Hill (N.C.)
- 2012 • Zach Zulli (JR)**
Quarterback, Shippensburg (Pa.)
- 2013 • Franklyn Quiteh (SR)**
Running Back, Bloomsburg (Pa.)
- 2014 • Jason Vander Laan (JR)**
Quarterback, Ferris State (Mich.)

UNA & THE HARLON HILL TROPHY

Previous UNA Hill Candidates

1986	Marvin Marsh	RB
1988	Tommy Compton	QB
1990	James Davis	LB
1992	Tyrone Rush	RB
1993	Tyrone Rush	RB
1994	Ronald McKinnon	LB
1995	Ronald McKinnon	LB
1996	Gerald Smith	DB
1997	Greg Manson	RB
2003	Will Hall	QB
2005	Anthony Merritt	WR
2006	Anthony Merritt	WR
2007	A.J. Milwee	QB
2008	A.J. Milwee	QB
2009	Harrison Beck	QB
2011	Lee Chapple	QB
2013	Tavarius Wilson	LB


Previous UNA Hill Finalists

1992	Tyrone Rush	6th
1993	Tyrone Rush	2nd
1995	Ronald McKinnon	1st
2003	Will Hall	1st
2005	Anthony Merritt	6th
2007	A.J. Milwee	9th
2008	A.J. Milwee	2nd
2009	Harrison Beck	6th
2011	Lee Chapple	9th

UNA Hill Notes

- Ronald McKinnon is the only defensive player in the 20-year history of the award to claim the Hill Trophy.
- Ronald McKinnon's 188 total points in the 1995 voting was the second highest point total (at that time) in the award's history, second only to Chris Hatcher's 209 points in 1994.
- Ronald McKinnon's Hill victory in 1995 gave the Gulf South Conference its second straight Hill Trophy winner.
- Will Hall's selection in 2003 made UNA one of five schools to have had more than one Hill winner and it also gave the GSC its fifth Hill recipient.
- A.J. Milwee tied for second in the 2008 voting and was a two-time finalist for the award.

UNA's McKinnon Wins 1995 Hill Trophy



Lion football greets Ronald McKinnon (left) and Harlon Hill




1995 Harlon Hill Trophy recipient Ronald McKinnon

1995 Hill Vote Total

Total	Player	Class	Pos.	School	1st	2nd	3rd
188	Ronald McKinnon	SR	LB	North Alabama	40	26	16
125	Bill Love	SR	QB	Ferris State	23	18	20
117	Steve Papin	SR	RB	Portland State	14	25	25
112	Richard Huntley	SR	RB	Winston-Salem	18	18	22
106	Kevin Cannon	SR	WR	Millersville	16	23	12
42	Greg Stokes	SR	LB	Angelo State	5	6	15
28	John Fisher	SR	RB	Missouri-Western	5	4	5
20	Randy Martin	JR	RB	St. Cloud State	2	3	8

UNA & THE HARLON HILL TROPHY

UNA's Hall Wins 2003 Hill Trophy



2003 Hill Trophy finalists, Justin Kammrad of Nebraska-Omaha, Keith Heckendorf of St. Cloud State and Will Hall of North Alabama

2003 Hill Vote Total

Total	Player	Class	Pos.	School	1st	2nd	3rd
150	Will Hall	SR	QB	North Alabama	22	31	22
115	Keith Heckendorf	SR	QB	St. Cloud State	24	17	9
95	Justin Kammrad	SR	TB	Nebraska-Omaha	12	19	21
74	Dan Holland	SR	LB	Mansfield	15	7	15
71	Ricardo Colclough	SR	DB	Tusculum	11	12	14
63	Mark Radlinski	JR	QB	Saginaw Valley State	10	10	13
46	Cliff Watkins	SR	QB	Tarleton State	8	7	8
34	Drew Beard	JR	QB	SE Oklahoma St.	6	5	6

DIVISION II TEAM OF THE QUARTER CENTURY

FLORENCE, Ala. --Outstanding individual players from some of the nation's most successful collegiate programs head the list of 34 players named to the NCAA Division II Football Team of the Quarter Century.

The team was selected by a nationwide panel of current and former Division II sports information directors, as part of the celebration of the 25th Division II Football Championship Game, scheduled for December 13 in Florence, Ala. Any player who competed as a Division II football player between 1973-96 was eligible for consideration.

The players named to the Division II Team of the Quarter Century will be honored as part of activities at the 25th Division II Championship Game in Florence.

In addition to the individual players selected for the "Team of the Quarter Century," Texas A&M-Kingsville's (formerly Texas A&I) Johnny Bailey and Darrell Green were selected as the Division II Offensive and Defensive Players of the Quarter Century, respectively.

North Alabama's Bobby Wallace was selected as Division II Coach of the Quarter Century, while his 1995 Lion team was selected as the best Division II team of the era, going 14-0 to close a streak of three straight national championships.

Pittsburg State's 1992 38-37 overtime playoff win over North Dakota State was selected as the Game of the Quarter Century.



OFFENSIVE PLAYER OF THE QUARTER CENTURY

Johnny Bailey

Texas A&M-Kingsville
1986-89

DEFENSIVE PLAYER OF THE QUARTER CENTURY

Darrell Green

Texas A&M-Kingsville
1981-82

COACH OF THE QUARTER CENTURY

Bobby Wallace
North Alabama

73-33-1 • 5 Playoffs
3 National Championships

BEST TEAM OF THE QUARTER CENTURY

North Alabama
1995 • 14-0-0

Three Straight
National Championships

BEST GAME OF THE QUARTER CENTURY

Pittsburg State 38
North Dakota State 37 (OT)
1992 • NCAA
Quarterfinal

OFFENSE

QB	Jeff Bentrim*	North Dakota State	1983-86
RB	Johnny Bailey*	Texas A&M-Kingsville	1986-89
RB	Ronald Moore	Pittsburg State	1989-92
RB	Walter Payton	Jackson State	1971-74
WR	Andre Reed	Kutztown	1981-84
WR	John Stallworth*	Alabama A&M	1970-73
WR	Ronnie West	Pittsburg State	1990-91
OL	Larry Allen*	Sonoma State	1992-93
OL	Howard Ballard	Alabama A&M	1983-87
OL	Earl Dotson	Texas A&M-Kingsville	1991-92
OL	Mike Favor	North Dakota State	1985-88
OL	Grant Feasel	Abilene Christian	1979-82
OL	Tyrone McGriff	Florida A&M	1976-79
OL	Jon Thompson	North Alabama	1992-95
TE	Brent Jones*	Santa Clara	1982-85
SPECIALTY			
PK	James Knowles	North Alabama	1982-85
P	Sean Landeta	Towson State	1979-82


DEFENSE

DL	Harry Carson	South Carolina State	1971-74
DL	Phil Hansen*	North Dakota State	1987-90
DL	Pierce Holt	Angelo State	1984-87
DL	John Randle	Texas A&M-Kingsville	1988-89
DL	Israel Raybon	North Alabama	1992-95
LB	Jim Dick	North Dakota State	1982-86
LB	Greg Lloyd	Fort Valley State	1983-86
LB	Ronald McKinnon*	North Alabama	1992-95
LB	John Mobley	Kutztown	1991-95
LB	Donnie Shell	South Carolina State	1970-73
LB	Frank Sheptock	Bloomsburg	1982-85
LB	Lee Woodall	West Chester	1989-93
DB	Chris Brown	Pittsburg State	1992-95
DB	Tom Collins	Indianapolis	1982-85
DB	Eric Davis	Jacksonville State	1986-89
DB	Darrell Green*	Texas A&M-Kingsville	1981-82
DB	Tyrone Poole	Fort Valley State	1991-94

* indicates top vote-getter at position


FORMER LIONS IN PROS

19 • NATIONAL FOOTBALL LEAGUE DRAFT PICKS
5 • LIONS HAVE PLAYED IN THE SUPER BOWL
46 • NFL FREE AGENT SIGNEES




Ronald McKinnon

Arizona Cardinals & New Orleans Saints




Bobby Collins

Buffalo Bills & Green Bay Packers




Stevie Hobbs - Washington Redskins
SUPER BOWL XXVI



Shawn Lee - San Diego Chargers
SUPER BOWL XXIX


FORMER LIONS IN PROS



Israel Raybon - Pittsburgh Steelers

**FORMER LIONS HAVE
GONE ON TO PLAY IN:**

- NATIONAL FOOTBALL LEAGUE
- AMERICAN FOOTBALL LEAGUE
- CANADIAN FOOTBALL LEAGUE
- NFL - EUROPE
- ARENA FOOTBALL LEAGUE
- ARENA2 LEAGUE
- NATIONAL INDOOR FOOTBALL LEAGUE
- EXTREME FOOTBALL LEAGUE
- UNITED STATES FOOTBALL LEAGUE




HARLON HILL

Chicago Bears

NFL Rookie of the Year 1954

NFL Most Valuable Player 1955

NFL Championship Game 1956



Daryl Smith - Cincinnati Bengals
SUPER BOWL XXIV

LIONS IN PROFESSIONAL FOOTBALL

UNA'S NATIONAL FOOTBALL LEAGUE DRAFT CHOICES - By Year

Draft	Player	Pos	Team	League	Round	Pick
1954	Harlon Hill	WR	Chicago Bears	NFL	15th	
1961	Sammy Smith	HB	Denver Broncos	AFL	27th	
1980	Curtis Sirmones	RB	San Diego Chargers	NFL	8th	219
1980	William Bowens	LB	Oakland Raiders	NFL	5th	128
1980	Marcene Emmett	DB	Washington Redskins	NFL	12th	327
1981	Jerry Hill	WR	Washington Redskins	NFL	11th	284
1985	Daryl Smith	DB	Denver Broncos	NFL	9th	250
1986	Lewis Billups	DB	Cincinnati Bengals	NFL	2nd	38
1986	Bruce Jones	DB	Chicago Bears	NFL	7th	194
1986	Billy Witt	DE	Buffalo Bills	NFL	11th	282
1987	Chris Goode	RB	Indianapolis Colts	NFL	10th	253
1988	Shawn Lee	DT	Tampa Bay Buccaneers	NFL	6th	163
1988	Wendell Phillips	DB	San Diego Chargers	NFL	12th	324
1996	Israel Raybon	DE	Pittsburgh Steelers	NFL	5th	163
1996	Marcus Keyes	DT	Chicago Bears	NFL	7th	233
1996	Jarius Hayes	TE	Arizona Cardinals	NFL	7th	212
1999	Bobby Collins	TE	Buffalo Bills	NFL	4th	122
1999	Tyrone Bell	DB	San Diego Chargers	NFL	6th	178
2012	Janoris Jenkins	DB	St. Louis Rams	NFL	2nd	39



Janoris Jenkins
St. Louis Rams

UNA'S NATIONAL FOOTBALL LEAGUE DRAFT CHOICES - By Highest Selection

Draft	Player	Pos	Team	League	Round	Pick
1986	Lewis Billups	DB	Cincinnati Bengals	NFL	2nd	38
2012	Janoris Jenkins	DB	St. Louis Rams	NFL	2nd	39
1999	Bobby Collins	TE	Buffalo Bills	NFL	4th	122
1980	William Bowens	LB	Oakland Raiders	NFL	5th	128
1988	Shawn Lee	DT	Tampa Bay Buccaneers	NFL	6th	163
1996	Israel Raybon	DE	Pittsburgh Steelers	NFL	5th	163
1999	Tyrone Bell	DB	San Diego Chargers	NFL	6th	178
1986	Bruce Jones	DB	Chicago Bears	NFL	7th	194
1996	Jarius Hayes	TE	Arizona Cardinals	NFL	7th	212
1980	Curtis Sirmones	RB	San Diego Chargers	NFL	8th	219
1996	Marcus Keyes	DT	Chicago Bears	NFL	7th	233
1985	Daryl Smith	DB	Denver Broncos	NFL	9th	250
1987	Chris Goode	RB	Indianapolis Colts	NFL	10th	253
1986	Billy Witt	DE	Buffalo Bills	NFL	11th	282
1981	Jerry Hill	WR	Washington Redskins	NFL	11th	284
1988	Wendell Phillips	DB	San Diego Chargers	NFL	12th	324
1980	Marcene Emmett	DB	Washington Redskins	NFL	12th	327
1954	Harlon Hill	WR	Chicago Bears	NFL	15th	
1961	Sammy Smith	HB	Denver Broncos	AFL	27th	

UNA'S OTHER PROFESSIONAL FOOTBALL DRAFT CHOICES


Draft	Player	Pos	Team	League	Round	Pick
1984	Rusty Towery	QB	Jacksonville Bulls	USFL	6th	127
1984	Chuck McCurley	TE	Jacksonville Bulls	USFL	5th	126
1984	Rod Brooks	DB	Michigan Panthers	USFL	16th	325
1985	Daryl Smith	DB	Portland Breakers	USFL	2nd	22
1992	Bennie Jennings	TE	Sacramento Surge	WLAF		

LIONS IN PROFESSIONAL FOOTBALL

UNA'S NFL FREE AGENT SIGNEES (year listed was their final season at UNA)

Senior

Year	Player	Pos	Team	League
1953	Alton "Monk" Romine	FB	Chicago Bears	NFL
1958	Bill Lumpkin	END	New York Giants	NFL
1962	Henry Prater	END	Denver Broncos	AFL
1967	Ricky Lindsey	WR	Cincinnati Bengals	NFL
1973	Danny Kimble	WR	Chicago Bears	NFL
1977	Robert Steele	WR	Dallas Cowboys	NFL
1978	Brad Hendrix	DT	Dallas Cowboys	NFL
1979	Howard Ross	LB	Oakland Raiders	NFL
1979	Marcene Emmett	CB	New York Jets	NFL
1981	Lawson Fletcher	RB	Seattle Seahawks	NFL
1981	Sam Prater	LB	Denver Broncos	NFL
1981	Emmanuel Young	FS	Denver Broncos	NFL
1981	Steve Harris	DB	Denver Broncos	NFL
1982	Melvin Brown	WR	Minnesota Vikings	NFL
1983	Gary Davis	DB	Dallas Cowboys	NFL
1984	Dean Sanders	DT	New England Patriots	NFL
1984	Bobby Duncan	QB	Denver Broncos	NFL
1986	Chris Evans	SS	New York Jets	NFL
1987	David Smith	DB	New England Patriots	NFL
1987	Marvin Marsh	RB	Tampa Bay Buccaneers	NFL
1987	Stevie Hobbs	WR	Kansas City Chiefs	NFL
1990	Bennie Jennings	TE	Tampa Bay Buccaneers	NFL
1990	Mike Nord	OT	Arizona Cardinals	NFL
1993	Tyrone Rush	TB	Washington Redskins	NFL
1993	Brian Satterfield	FB	Washington Redskins	NFL
1994	Marcus Hunter	DE	Washington Redskins	NFL
1995	Ronald McKinnon	LB	Arizona Cardinals	NFL
1998	Corey Harris	DB	New Orleans Saints	NFL
1998	Marvin Coley	DL	New Orleans Saints	NFL
2000	Larry Paul	DL	Tennessee Titans	NFL
2001	Corey Harris	DL	Kansas City Chiefs	NFL
2002	Chad Sears	DB	Buffalo Bills	NFL
2004	Evan Oglesby	DB	Buffalo Bills	NFL
2005	Blake Farris	DB	Cleveland Browns	NFL
2005	Lee Vickers	DL	Pittsburgh Steelers	NFL
2006	Anthony Merritt	WR	New Orleans Saints	NFL
2008	Bobby Williams	WR	Minnesota Vikings	NFL
2008	Mike McLendon	RB	Jacksonville Jaguars	NFL
2008	Ed Gant	WR	Arizona Cardinals	NFL
2009	Michael Johnson	LB	Kansas City Chiefs	NFL
2009	Mico McSwain	WR	Tennessee Titans	NFL
2009	Preston Parker	WR	Jacksonville Jaguars	NFL
2010	Michael Johnson	LB	Seattle Seahawks	NFL
2011	Marcus Dowtin	LB	New York Jets	NFL
2011	Will Batson	P	Tennessee Titans	NFL
2014	Tavarius Wilson	LB	St. Louis Rams	NFL
2015	Taylor Pontius	PK	Indianapolis Colts	NFL
1981	BoBo Lowe	LB	Memphis Showboats	USFL
1982	Don Smith	OL	Birmingham Stallions	USFL
1985	Harlow Fikes	P	Birmingham Stallions	USFL
1983	Richard Porter	LB	Saskatchewan Roughriders	CFL
1983	Mike Gilley	WR	Saskatchewan Roughriders	CFL
1984	Germaine Young	WR	Montreal Concordes	CFL
2001	Marvin Coley	DL	Frankfurt Galaxy	NFL
2002	Marvin Coley	DL	Hamilton Tiger Cats	CFL



Ronald McKinnon
Arizona Cardinals

PROFESSIONAL FOOTBALL HONORS

National Football League Rookie of the Year

1954 Harlon Hill WR Chicago Bears

National Football League Most Valuable Player (Jim Thorpe Trophy)

1955 Harlon Hill WR Chicago Bears

National Football League All-Pro

1954 Harlon Hill WR Chicago Bears
1955 Harlon Hill WR Chicago Bears
1956 Harlon Hill WR Chicago Bears

National Football League Pro Bowl

1955 Harlon Hill WR Chicago Bears
1956 Harlon Hill WR Chicago Bears
1957 Harlon Hill WR Chicago Bears

National Football League Championship Game

1956 Harlon Hill WR Chicago Bears

Super Bowl Participants

XIII Robert Steele WR Dallas Cowboys
XXIV Lewis Billups DB Cincinnati Bengals
XXIV Daryl Smith DB Cincinnati Bengals
XXVI Stevie Hobbs* WR Washington Redskins
XXIX Shawn Lee DT San Diego Chargers

* - team captain

(Billups started in secondary for Cincinnati, while Smith and Hobbs started on specialty teams. Steele played as a reserve receiver. Lee started at defensive tackle)

LIONS IN PROFESSIONAL FOOTBALL

PLAYERS WHO SPENT AT LEAST ONE SEASON ON A NATIONAL FOOTBALL LEAGUE ROSTER

Tyrone Bell	San Diego Chargers.....	1999
Lewis Billups	Cincinnati Bengals.....	1986-91
	Green Bay Packers.....	1992
Bobby Collins	Buffalo Bills.....	1999-00
Marcus Dowtin	New York Jets/Philadelphia Eagles.....	2012
	Buffalo Bills/New York Giants.....	2013
Chris Goode	Indianapolis Colts.....	1987-93
Corey Harris	New Orleans Saints.....	1999-00
	Kansas City Chiefs.....	2001-03
Jarius Hayes	Arizona Cardinals.....	1996, 98-99-00
Harlon Hill	Chicago Bears.....	1954-61
	Pittsburgh Steelers.....	1962
	Detroit Lions.....	1962
Stevie Hobbs	Washington Redskins.....	1990-94
Janoris Jenkins	St. Louis Rams.....	2012-Present
Bruce Jones	Pittsburgh Steelers.....	1987
Marcus Keyes	Chicago Bears.....	1996-97
Shawn Lee	Tampa Bay Buccaneers.....	1988-89
	Miami Dolphins.....	1990-91
	San Diego Chargers.....	1992-97
	Chicago Bears.....	1998
Ronald McKinnon	Arizona Cardinals.....	1996-04
	New Orleans Saints.....	2005
Evan Oglesby	Baltimore Ravens.....	2005-06
	Dallas Cowboys.....	2007
	Baltimore Ravens.....	2008
	Miami Dolphins.....	2009
Preston Parker	Tampa Bay Buccaneers.....	2010-12
	New York Giants.....	2014
Israel Raybon	Pittsburgh Steelers.....	1996
	Carolina Panthers.....	1997
Alton "Monk" Romine	Green Bay Packers.....	1955, 58
	Denver Broncos.....	1960
	Boston Patriots.....	1961
Tyrone Rush	Washington Redskins.....	1994-95
Brian Satterfield	Green Bay Packers.....	1995-96
Daryl Smith	Cincinnati Bengals.....	1987-88
Robert Steele	Dallas Cowboys.....	1978
	Minnesota Vikings.....	1979
	Philadelphia Eagles.....	2006
Lee Vickers	Baltimore Ravens.....	2007, 2009
	Pittsburgh Steelers.....	2008
Billy Witt	Buffalo Bills.....	1987

PLAYERS WHO SPENT AT LEAST ONE SEASON ON A CANADIAN FOOTBALL LEAGUE ROSTER

Monk Romine	Toronto Argonauts.....	1956
	Waterloo Dutchmen.....	1957
	Ottawa Rough Riders.....	1959
Tyrone Rush	Montreal Alouettes.....	1996
Marvin Coley	Hamilton Tiger Cats.....	2002
Domini Pittman	BC Lions.....	2010
Montrell Craft	BC Lions.....	2010
Michael Johnson	BC Lions.....	2010

UNA PLAYERS IN NFL EUROPE ROSTER

Corey Harris	Rhein Fire.....	2001
Marvin Coley	Frankfurt Galaxy.....	2001

UNA PLAYERS IN ARENA FOOTBALL LEAGUE

Lane Ancar	Alabama Vipers.....	2009-10
Lee Chapple	Jacksonville Sharks.....	2014-15
Antron Dillon	Arizona Rattler.....	2012-13
	Portland Thunder.....	2014
	LA Kiss.....	2015
Marcus Keyes	Florida Bobcats.....	2001
	Carolina Cobras.....	2002
	Georgia Force.....	2003-07
	Grand Rapids Rampage.....	2008
	Colorado Crush.....	2008
Anthony Merritt	Jacksonville Sharks.....	2014
Domini Pittman	Grand Rapids Rampage.....	2002-04
Tristan Purifoy	LA Kiss.....	2014-15
Israel Raybon	Nashville Cats.....	1997
Kenny Spencer	Toronto Phantoms.....	2001
Heath Springer		

UNA PLAYERS IN ARENA2 FOOTBALL LEAGUE

Lance Ancar	Tennessee Valley Vipers.....	2008
Travis Carswell	Macon.....	2001
Darin Damron	Arkansas Twisters.....	2001
	Tennessee Valley Vipers.....	2002
Blake Farris	Peoria Pirates.....	2008
Robert Gordon	Tennessee Valley Vipers.....	2001-02
Tim Hunt	Peoria Pirates.....	2008
Anthony Merritt	Tennessee Valley Vipers.....	2009
Michael Moncrief	Boosier City.....	2001
Heath Springer	Tennessee Valley Vipers.....	2000-02
Marlon Vinson	Tennessee Valley Vipers.....	2001

UNA PLAYERS IN NATIONAL INDOOR FOOTBALL LEAGUE (NIFL)

Chris Gunn	Huntsville Raptors.....	2005-06
Will Hall	Tupelo Fire Ants.....	2004
David Mooneyham	Tupelo Fire Ants.....	2004

UNA PLAYERS IN SOUTHER INDOOR FOOTBALL LEAGUE

Will Batson	Alabama Hammers.....	2010
Harrison Beck	Alabama Hammers.....	2010
Charles McClain	Alabama Hammers.....	2010-11
Mico McSwain	Alabama Hammers.....	2010-11
Kem Oti	Alabama Hammers.....	2010-11
Kenny Spencer	Alabama Hammers.....	2010

UNA PLAYERS IN PROFESSIONAL INDOOR FOOTBALL LEAGUE (PIFL)

Lance Ancar	Alabama Hammers.....	2014
Darren Dampier	Alabama Hammers.....	2012-13
Svante Davenport	Alabama Hammers.....	2014
Jarmon Fortson	Columbus Lions.....	2014
Charles McClain	Alabama Hammers.....	2012-14
Mico McSwain	Alabama Hammers.....	2012-14
Anthony Merritt	Columbus Lions.....	2012-13
Jason Messing	Knoxville Nighthawks.....	2012-13
Kem Oti	Alabama Hammers.....	2012-13
Nicholas Walker	Alabama Hammers.....	2012-13

UNA PLAYERS IN CHAMPIONS PROFESSIONAL INDOOR FOOTBALL LEAGUE (CPIFL)

Lee Chapple	Omaha Beef.....	2014
Brandon McCaulley	Bloomington Edge.....	2014
Jusmon Rivers	Omaha Beef.....	2013
Wes Holland	Omaha Beef.....	2013

UNA PLAYERS IN XFL

Israel Raybon	New York/New Jersey Hitmen.....	2001
Tyrone Bell	Memphis Maniax.....	2001

LIONS IN PROFESSIONAL FOOTBALL

FORMER UNA LIONS ON PROFESSIONAL FOOTBALL ROSTERS IN 2015

National Football League

Janoris Jenkins (DB) - St. Louis Rams
Preston Parker (WR) - New York Giants
Taylor Pontius (PK) - Indianapolis Colts

Arena Football League

Lee Chapple (QB) - Jacksonville Sharks
Antron Dillon (DL) – LA Kiss
Kenny Spencer (P-PK) – LA Kiss
Domini Pittman (DL) - LA Kiss

Canadian Football League

Nick Williams (DB) - Toronto Argonauts

Professional Indoor Football League

Taylor Carney (DL) – Alabama Hammers
Svante Davenport (DB) – Alabama Hammers
Jarmon Fortson (WR) - Columbus Lions
Brandon McCauley (DL) - Alabama Hammers
Charles McClain (WR) – Alabama Hammers
Mico McSwain (WR) – Alabama Hammers
Byron Sneed (DL) - Alabama Hammers



Janoris Jenkins



Preston Parker



Tavarius Wilson



Marcus Dowtin

NFL SUPERLATIVES FOR FORMER UNA LIONS

24 Former UNA Lions have played in at least one NFL game (Alphabetical listing)

Tyrone Bell
Lewis Billups
Bobby Collins
Marcus Dowtin
Chris Goode
Corey Harris
Jarius Hayes
Harlon Hill
Stevie Hobbs
Janoris Jenkins
Bruce Jones
Marcus Keyes
Shawn Lee
Ronald McKinnon
Evan Oglesby
Preston Parker
Israel Raybon
Alton Romine
Tyrone Rush
Brian Satterfield
Daryl Smith
Robert Steele
Lee Vickers
Billy Witt

Most Games Played in the NFL by Former UNA Lions

157	Ronald McKinnon	LB
148	Shawn Lee	DL
103	Harlon Hill	End
96	Chris Goode	DB
88	Lewis Billups	DB
45	Janoris Jenkins	DB
43	Preston Parker	WR
38	Evan Oglesby	DB
32	Alton Romine	DB/KR
30	Bobby Collins	TE
30	Robert Steele	WR
27	Corey Harris	WR
25	Stevie Hobbs	WR
20	Jarius Hayes	TE
15	Daryl Smith	DB
13	Marcus Dowtin	LB
12	Israel Raybon	DL
9	Lee Vickers	TE
5	Tyrone Rush	RB
2	Bruce Jones	DB
2	Marcus Keyes	DL
2	Billy Witt	DL
1	Tyrone Bell	DB
1	Brian Satterfield	RB

Most Touchdowns Scored in the NFL by Former UNA Lions

40	Harlon Hill
6	Janoris Jenkins
5	Preston Parker
2	Ronald McKinnon
2	Bobby Collins
1	Lewis Billups
1	Chris Goode
1	Shawn Lee
1	Stevie Hobbs

Most Interceptions in the NFL by Former UNA Lions

10	Ronald McKinnon	89 yards
9	Lewis Billups	86 yards
7	Chris Goode	183 yards
7	Janoris Jenkins	279 yards
4	Alton Romine	69 yards
3	Harlon Hill	52 yards
2	Shawn Lee	13 yards
2	Daryl Smith	0 yards

Most Pass Receptions in the NFL by Former UNA Lions

233	Harlon Hill	4,717 yards
80	Preston Parker	1,014 yards
16	Bobby Collins	199 yards
2	Lee Vickers	4 yards
4	Stevie Hobbs	42 yards
1	Robert Steele	10 yards

Most Tackles in the NFL by Former UNA Lion:

1,007	Ronald McKinnon
-------	-----------------

Former UNA Lions who have played in the SUPER BOWL

XIII	Robert Steele (WR)	Dallas Cowboys
XXIV	Lewis Billups (DB)	Cincinnati Bengals
XXIV	Darl Smith (DB)	Cincinnati Bengals
XXVI	Stevie Hobbs* (WR)	Washington Redskins
XXIX	Shawn Lee (DT)	San Diego Chargers

* special teams captain
(Billups started in secondary for Cincinnati, while Smith and Hobbs started on special teams. Steele played as a reserve receiver. Lee started at defensive tackle)

NFL SUPERLATIVES FOR FORMER UNA LIONS

TOP TEN RANKINGS IN NFL STATISTICS BY FORMER UNA LIONS

Receptions

1954	Harlon Hill	7th	45
1955	Harlon Hill	7th	42
1956	Harlon Hill	4th	47

Receiving Yards

1954	Harlon Hill	2nd	1,124
1955	Harlon Hill	3rd	789
1956	Harlon Hill	2nd	1,128

Receiving Yds/Game

1954	Harlon Hill	2nd	93.7
1955	Harlon Hill	3rd	65.8
1956	Harlon Hill	2nd	94.0
1957	Harlon Hill	4th	60.4

Long Reception

1954	Harlon Hill	10th	76
1955	Harlon Hill	2nd	86
1956	Harlon Hill	1st	79
1959	Harlon Hill	1st	88

Yds/Reception

1954	Harlon Hill	1st	25.0
1955	Harlon Hill	3rd	18.8
1956	Harlon Hill	1st	24.0
Career	Harlon Hill	3rd	20.2

Receiving TD

1954	Harlon Hill	1st	12
1955	Harlon Hill	1st	9
1956	Harlon Hill	2nd	11
Career	Harlon Hill	181st	40

Touchdowns

1954	Harlon Hill	1st	12
1955	Harlon Hill	1st	9
1956	Harlon Hill	3rd	11

Points Scored

1954	Harlon Hill	6th	72
1955	Harlon Hill	10th	54
1956	Harlon Hill	8th	66

Rushing/Receiving TD

1954	Harlon Hill	1st	12
1955	Harlon Hill	1st	9
1956	Harlon Hill	3rd	11

Yds From Scrimmage

1954	Harlon Hill	3rd	1,124
1956	Harlon Hill	4th	1,152

All-Purpose Yds

1954	Harlon Hill	5th	1,124
1956	Harlon Hill	8th	1,152

Interception Return Yards

1960	Monk Romine	10th	69	(AFL)
2012	Janoris Jenkins	4th	150	

Interception Return Touchdowns

2012	Janoris Jenkins	1st	3
------	-----------------	-----	---

Non-Offensive TDs

1990	Chris Goode	8th	1
2001	Ronald McKinnon	2nd	2
2012	Janoris Jenkins	1st	4

Fumble Return TD

1990	Chris Goode	2nd	1
2001	Ronald McKinnon	1st	1
2012	Janoris Jenkins	1st	1

Fumble Return Yards

1990	Chris Goode	4th	63
------	-------------	-----	----

NFL Career Yards per Reception Leaders

Minimum 1.875 catches per game scheduled to qualify as leader and minimum 200 receptions to qualify as career leader.

Rank	Player	Y/R	Years	Teams
1.	Homer Jones	22.3	1964-1970	2TM
2.	Buddy Dial	20.8	1959-1966	2TM
3.	Harlon Hill	20.2	1954-1962	3TM
4.	Flipper Anderson	20.1	1988-1997	4TM
	Paul Warfield+	20.1	1964-1977	2TM
6.	Bob Hayes+	20.0	1965-1975	2TM
7.	Willie Gault	19.9	1983-1993	2TM
8.	Jimmy Orr	19.8	1958-1970	2TM
9.	Ray Renfro	19.6	1952-1963	cle
10.	Hugh Taylor	19.2	1947-1954	was
	Stanley Morgan	19.2	1977-1990	2TM

Harlon Hill All-Pro Teams

Year	Team	Level	Voters
1954	2nd Team	All-NFL	Associated Press
1954	1st Team	All-NFL	NY Daily News
1954	1st Team	All-NFL	Sporting News
1954	1st Team	All-NFL	UPI
1955	1st Team	All-NFL	Associated Press
1955	1st Team	All-NFL	Newspaper Ent. Assoc.
1955	1st Team	All-NFL	NY Daily News
1955	1st Team	All-NFL	Sporting News
1955	1st Team	All-NFL	UPI
1956	1st Team	All-NFL	Associated Press
1956	1st Team	All-NFL	Newspaper Ent. Assoc.
1956	1st Team	All-NFL	NY Daily News
1956	1st Team	All-NFL	Sporting News
1956	1st Team	All-NFL	UPI

NFL STATS FOR FORMER UNA LIONS

LEWIS BILLUPS - Drafted by the Cincinnati Bengals in the 2nd round (38th overall) of the 1986 NFL Draft.

					Interceptions								Fumbles				Tackles			
Year	Age	Tm	Pos	No.	G	GS	Sk	Int	Yds	TD	Lng	PD	FF	Fmb	FR	Yds	TD	Tkl	Ast	Sfty
1986	23	CIN	RCB	24	12	12	1.0						0	0	1	2	0			
1987	24	CIN	RCB	24	11	11							0	0	1	0	0			
1988	25	CIN	LCB	24	16	16		4	47	0	29	0	0	0	2	26	1			
1989	26	CIN	LCB	24	16	16		2	0	0	0	0								
1990	27	CIN	LCB	24	15	14		3	39	0	29	0	0	0	2	4	0			
1991	28	CIN	lcb	24	13	7	1.0						0	0	1	7	0			
1992	29	GNB	db	22	5	4							0	0	1	0	0			
Career					88	80	2.0	9	86	0	29	0	0	0	8	39	1			
6 yrs		CIN			83	76	2.0	9	86	0	29	0	0	0	7	39	1			
1 yr		GNB			5	4							0	0	1	0	0			

Year	Age	Tm	Pos	No.	G	GS	Touchdowns				PR TD	KR TD	FblTD	IntTD	OthTD	AllTD	2PM	XPM	FGM	Sfty	Pts	Pts/G
							RshTD	RecTD														
1988	25	CIN	LCB	24	16	16					1		1								6	
Career					88	80					1		1								6	
6 yrs		CIN			83	76					1		1								6	
1 yr		GNB			5	4															0	

TYRONE BELL - Drafted by the San Diego Chargers in the 6th round (178th overall) of the 1999 NFL Draft.

Year	Age	Tm	Pos	No.	Games	
					G	GS
1999	25	GNB		47	1	0
Career					1	0

BOBBY COLLINS - Drafted by the Buffalo Bills in the 4th round (122nd overall) of the 1999 NFL Draft.

					Receiving							Rushing											
Year	Age	Tm	Pos	No.	G	GS	Rec	Yds	Y/R	TD	Lng	R/G	Y/G	Att	Yds	TD	Lng	Y/A	Y/G	A/G	YScm	RRTD	Fmb
1999	23	BUF	te	84	14	4	9	124	13.8	2	45	0.6	8.9								124	2	0
2000	24	BUF	te	84	12	2	6	72	12.0	0	23	0.5	6.0								72	0	0
2001	25	GNB		87	4	0	1	3	3.0	0	3	0.3	0.8								3	0	0
Career					30	6	16	199	12.4	2	45	0.5	6.6								199	2	0
2 yrs		BUF			26	6	15	196	13.1	2	45	0.6	7.5								196	2	0
1 yr		GNB			4	0	1	3	3.0	0	3	0.3	0.8								3	0	0

							Punt Returns				Kick Returns						
Year	Age	Tm	Pos	No.	G	GS	Ret	Yds	TD	Lng	Y/R	Rt	Yds	TD	Lng	Y/Rt	APYd
1999	23	BUF	te	84	14	4						1	6	0	6	6.0	130
Career					30	6						1	6	0	6	6.0	205
2 yrs		BUF			26	6						1	6	0	6	6.0	202
1 yr		GNB			4	0											3

MARCUS DOWTIN

							Interceptions					Fumbles					Tackles			
Year	Age	Tm	Pos	No.	G	GS	Sk	Int	Yds	TD	Lng	PD	FF	Fmb	FR	Yds	TD	Tkl	Ast	Sfty
2012	23	2TM			5	2														
		NYJ		44	3	0														
		PHI			2	2														
2013	24	2TM			8	0												6	2	
		BUF		54	5	0												4	2	
		NYG		47	3	0												2	0	
1 yr		BUF			5	0												4	2	
1 yr		NYG			3	0												2	0	
1 yr		NYJ			3	0														
1 yr		PHI			2	2														

NFL STATS FOR FORMER UNA LIONS

CHRIS GOODE - Drafted by the Indianapolis Colts in the 10th round (253rd overall) of the 1987 NFL Draft.

1987-1993 Career Totals by the Indianapolis Colts in the NFL (20th Century) of the 1980s																				
Year	Age	Tm	Pos	No.	G	GS	Interceptions				Fumbles				Tackles					
							Sk	Int	Yds	TD	Lng	PD	FF	Fmb	FR	Yds	TD	Tkl	Ast	Sfty
1987	24	IND		37	8	0														
1988	25	IND	lcb	37	13	8		2	53	0	35	0	0	0	4	16	0			
1989	26	IND	LCB	37	15	8														
1990	27	IND	LCB	37	16	10		1	10	0	10	0	0	0	2	63	1			
1991	28	IND	LCB	37	15	15	2.0	2	27	0	27	0								
1992	29	IND	LCB	37	15	15		2	93	0	47	0								
1993	30	IND	LCB	37	14	10														
Career					96	66	2.0	7	183	0	47	0	0	0	6	79	1			

Year	Age	Tm	Pos	No.	G	GS	Touchdowns				FblTD	IntTD	OthTD	AllTD	2PM	XPM	FGM	Sfty	Pts	Pts/G
							RshTD	RecTD	PR TD	KR TD										
1990	27	IND	LCB	37	16	10					1			1					6	
Career					96	66					1			1					6	

COREY HARRIS

							Interceptions						Fumbles				Tackles			
Year	Age	Tm	Pos	No.	G	GS	Sk	Int	Yds	TD	Lng	PD	FF	Fmb	FR	Yds	TD	Tkl	Ast	Sfty
1999	23	NOR		36	3	0														
2000	24	NOR	db	26	3	1														
2001	25	KAN		40	4	0							0	0	1	-4	0	1	0	
2002	26	KAN		40	14	0	1.0											22	2	
2003	27	KAN		40	3	0												2	0	
Career					27	1	1.0						0	0	1	-4	0	25	2	
3 yrs		KAN			21	0	1.0						0	0	1	-4	0	25	2	
2 yrs		NOR			6	1														

JARIUS HAYES - Drafted by the Arizona Cardinals in the 7th round (212th overall) of the 1996 NFL Draft.

Year	Age	Tm	Pos	No.	Games	
					G	GS
1996	23	ARI		89	4	0
1998	25	ARI		48	16	0
Career					20	0

HARLON HILL - Drafted by the Chicago Bears in the 15th round (174th overall) of the 1954 NFL Draft.

							RECEIVING				RUSHING														
Year	Age	Tm	Pos	No.	G	GS	Rec	Yds	Y/R	TD	Lng	R/G	Y/G	Att	Yds	TD	Lng	Y/A	Y/G	A/G	YScm	RRTD	Fmb		
1954*	22	CHI	LE	87	12		45	1124	25.0	12	76	3.8	93.7								1124	12	0		
1955*+	23	CHI	LE	87	12		42	789	18.8	9	86	3.5	65.8								789	9	0		
1956*+	24	CHI	LE	87	12		47	1128	24.0	11	79	3.9	94.0	2	24	0	12	12.0	2.0	0.2	1152	11	0		
1957	25	CHI	LE	87	8		21	483	23.0	2	53	2.6	60.4	2	7	0	8	3.5	0.9	0.3	490	2	1		
1958	26	CHI	LE	87	8		27	365	13.5	3	40	3.4	45.6								365	3	0		
1959	27	CHI	LE	87	11		36	578	16.1	3	88	3.3	52.5	1	0	0	0	0.0	0.0	0.1	578	3	1		
1960	28	CHI		87	12		5	98	19.6	0	45	0.4	8.2								98	0	0		
1961	29	CHI		87	14		3	51	17.0	0	23	0.2	3.6								51	0	0		
1962	30	2TM			14		7	101	14.4	0	25	0.5	7.2	7	72	0	24	10.3	5.1	0.5	173	0	0		
		PIT		87	7		7	101	14.4	0	25	1.0	14.4	7	72	0	24	10.3	10.3	1.0	173	0	0		
		DET		82	7		0	0		0	0	0.0	0.0								0	0	0		
Career					103		233	4717	20.2	40	88	2.3	45.8	12	103	0	24	8.6	1.0	0.1	4820	40	2		
8 yrs		CHI			89	0	226	4616	20.4	40	88	2.5	51.9	5	31	0	12	6.2	0.3	0.1	4647	40	2		
1 yr		DET			7	0	0	0		0	0	0.0	0.0								0	0	0		
1 yr		PIT			7	0	7	101	14.4	0	25	1.0	14.4	7	72	0	24	10.3	10.3	1.0	173	0	0		

Defense & Fumbles Glossary · Def							Interceptions						Fumbles					Tackles			
Year	Age	Tm	Pos	No.	G	GS	Sk	Int	Yds	TD	Lng	PD	FF	Fmb	FR	Yds	TD	Tkl	Ast	Sfty	
1957	25	CHI	LE	87	8								0	1	0	0	0				
1959	27	CHI	LE	87	11								0	1	1	0	0				
1961	29	CHI		87	14			3	52	0	24	0	0	0	1	0	0				
Career					103			3	52	0	24	0	0	2	2	0	0				
8 yrs		CHI			89	0		3	52	0	24	0	0	2	2	0	0				
1 yr		DET			7	0															
1 yr		PIT			7	0															

NFL STATS FOR FORMER UNA LIONS

STEVIE HOBBS

Year	Age	Tm	Pos	No.	G	GS	Punt Returns				Kick Returns						
							Ret	Yds	TD	Lng	Y/R	Rt	Yds	TD	Lng	Y/Rt	APYd
1990	25	WAS		86	7	0						6	92	0	21	15.3	110
1991	26	WAS		86	16	0	1	10	0	10	10.0	1	16	0	16	16.0	50
1992	27	WAS		86	2	0											0
Career					25	0	1	10	0	10	10.0	7	108	0	21	15.4	160

							Receiving					Rushing											
Year	Age	Tm	Pos	No.	G	GS	Rec	Yds	Y/R	TD	Lng	R/G	Y/G	Att	Yds	TD	Lng	Y/A	Y/G	A/G	YScm	RRTD	Fmb
1990	25	WAS		86	7	0	1	18	18.0	1	18	0.1	2.6								18	1	0
1991	26	WAS		86	16	0	3	24	8.0	0	10	0.2	1.5								24	0	0
Career					25	0	4	42	10.5	1	18	0.2	1.7								42	1	0

Year	Age	Tm	Pos	No.	G	GS	Touchdowns													
							RshTD	RecTD	PR TD	KR TD	FblTD	IntTD	OthTD	AltTD	2PM	XPM	FGM	Sfty	Pts	Pts/G
1990	25	WAS		86	7	0		1						1						6
Career					25	0		1						1						6

JANORIS JENKINS - Drafted by the St. Louis Rams in the 2nd round (39th overall) of the 2012 NFL Draft.

Interceptions																			Fumbles					Tackles				
Year	Age	Tm	Pos	No.	G	GS	Sk	Int	Yds	TD	Lng	PD	FF	Fmb	FR	Yds	TD	Tkl	Ast	Sfty								
2012	24	STL	RCB	21	15	14		4	150	3	41	14	0	3	1	2	1	64	9									
2013	25	STL	RCB	21	16	16	1.0	1	5	0	5	14	0	0	1	0	0	54	6									
2014	26	STL	RCB	21	14	13		2	124	2	99	5	2	0	0	0	0	55	4									
Career					45	43	1.0	7	279	5	99	33	2	3	2	2	1	173	19									

Year	Age	Tm	Pos	No.	G	GS	Punt Returns				Kick Returns						
							Ret	Yds	TD	Lng	Y/R	Rt	Yds	TD	Lng	Y/Rt	APYd
2012	24	STL	RCB	21	15	14	9	46	0	14	5.1						46
Career					31	30	9	46	0	14	5.1						46

Year	Age	Tm	Pos	No.	G	GS	Touchdowns													
							RshTD	RecTD	PR TD	KR TD	FblTD	IntTD	OthTD	AltTD	2PM	XPM	FGM	Sfty	Pts	Pts/G
2012	24	STL	RCB	21	15	14					1		3		4					24
2014	26	STL	RCB	21	14	13							2							12
Career					45	43					1		5		4					36

BRUCE JONES - Drafted by the Chicago Bears in the 7th round (194th overall) of the 1986 NFL Draft.

Year	Age	Tm	Pos	No.	G	GS	Punt Returns				Kick Returns						
							Ret	Yds	TD	Lng	Y/R	Rt	Yds	TD	Lng	Y/Rt	APYd
1987	25	PIT		47	2	0						2	38	0	22	19.0	38
Career					2	0						2	38	0	22	19.0	38

MARCUS KEYES - Drafted by the Chicago Bears in the 7th round (233rd overall) of the 1996 NFL Draft.

							Interceptions				Fumbles				Tackles					
Year	Age	Tm	Pos	No.	G	GS	Sk	Int	Yds	TD	Lng	PD	FF	Fmb	FR	Yds	TD	Tkl	Ast	Sfty
1996	23	CHI		73	2	0												3	0	

SHAWN LEE - Drafted by the Tampa Bay Buccaneers in the 6th round (163rd overall) of the 1988 NFL Draft.

								Interceptions					Fumbles					Tackles				
Year	Age	Tm	Pos	No.	G	GS	Sk	Int	Yds	TD	Lng	PD	FF	Fmb	FR	Yds	TD	Tkl	Ast	Sfty		
1988	22	TAM		97	15	0	2.0											13	0			
1989	23	TAM	dt	97	15	3	1.0											21	0			
1990	24	MIA	NT	98	13	10	1.5											34	0			
1991	25	MIA	dt	98	3	2		1	14	0	14	0						5	0			
1992	26	SDG	dt	98	9	1	0.5						0	0	1	0	0	7	0			
1993	27	SDG	LDT	98	16	15	3.0						0	0	1	0	0	45	0			
1994	28	SDG	LDT	98	15	15	6.5						1	0	1	0	0	30	9			
1995	29	SDG	LDT	98	16	15	8.0						0	0	1	0	0	31	11			
1996	30	SDG	ldt	98	15	7	1.0	1	-1	0	-1	0						13	4			
1997	31	SDG	RDT	98	16	15	3.0											27	4			
1998	32	CHI	RDE	76	15	14	2.0						1	0	1	15	1	29	9			
Career					148	97	28.5	2	13	0	14	0	2	0	5	15	1	255	37			
6 yrs		SDG			87	68	22.0	1	-1	0	0	0	1	0	4	0	0	153	28			
2 yrs		MIA			16	12	1.5	1	14	0	14	0						39	0			
2 yrs		TAM			30	3	3.0											34	0			
1 yr		CHI			15	14	2.0						1	0	1	15	1	29	9			

NFL STATS FOR FORMER UNA LIONS

SHAWN LEE continued . . .

Year	Age	Tm	Pos	No.	G	GS	Touchdowns		PR TD	KR TD	FbITD	IntTD	OthTD	AllTD	2PM	XPM	FGM	Sfty	Pts	Pts/G
							RshTD	RecTD												
1998	32	CHI	RDE	76	15	14					1			1					6	
Career					148	97					1			1					6	
6 yrs		SDG			87	68													0	
2 yrs		MIA			16	12													0	
2 yrs		TAM			30	3													0	
1 yr		CHI			15	14					1			1					6	

RONALD MCKINNON

							Interceptions						Fumbles						Tackles			
Year	Age	Tm	Pos	No.	G	GS	Sk	Int	Yds	TD	Lng	PD	FF	Fmb	FR	Yds	TD	Tkl	Ast	Sfty		
1996	23	ARI		57	16	0												6	1			
1997	24	ARI	RLB	57	16	16	1.0	3	40	0	17	0	1	0	0	0	0	61	36			
1998	25	ARI	MLB	57	13	13	2.0	5	25	0	17	0	3	1	2	0	0	66	29			
1999	26	ARI	MLB	57	16	16	1.0	1	0	0	0	0	3	0	1	0	0	94	47			
2000	27	ARI	MLB	57	16	16	4.0						2	0	1	0	0	119	38			
2001	28	ARI	MLB	57	16	16	2.0	1	24	1	24	5	1	0	2	25	1	97	48			
2002	29	ARI	MLB	57	16	16												67	41			
2003	30	ARI	MLB	57	16	16	2.0	0	0	0	0	1	2	0	1	0	0	80	25			
2004	31	ARI	MLB	57	16	10												49	25			
2005	32	NOR	MLB	59	16	9		0	0	0	0	1						61	17			
Career					157	128	12.0	10	89	1	24	7	12	1	7	25	1	700	307			
9 yrs		ARI			141	119	12.0	10	89	1	24	6	12	1	7	25	1	639	290			
1 yr		NOR			16	9		0	0	0	0	1						61	17			

					Rushing									Receiving											
Year	Age	Tm	Pos	No.	G	GS	Att	Yds	TD	Lng	Y/A	Y/G	A/G	Rec	Yds	Y/R	TD	Lng	R/G	Y/G	YScm	RRTD	Fmb		
1996	23	ARI		57	16	0	1	-4	0	-4	-4.0	-0.3	0.1								-4	0	0		
1997	24	ARI	RLB	57	16	16	1	3	0	3	3.0	0.2	0.1								3	0	0		
Career					157	128	2	-1	0	3	-0.5	0.0	0.0								-1	0	1		
9 yrs		ARI			141	119	2	-1	0	3	-0.5	0.0	0.0								-1	0	1		
1 yr		NOR			16	9	0	0	0	0		0.0	0.0								0	0	0		

							Punt Returns				Kick Returns						
Year	Age	Tm	Pos	No.	G	GS	Ret	Yds	TD	Lng	Y/R	Rt	Yds	TD	Lng	Y/Rt	APYd
2000	27	ARI	MLB	57	16	16						1	9	0	9	9.0	9
Career					157	128						1	9	0	9	9.0	8
9 yrs		ARI			141	119						1	9	0	9	9.0	8
1 yr		NOR			16	9											0

Year	Age	Tm	Pos	No.	G	GS	Touchdowns		PR TD	KR TD	FbITD	IntTD	OthTD	AllTD	2PM	XPM	FGM	Sfty	Pts	Pts/G
							RshTD	RecTD												
2001	28	ARI	MLB	57	16	16					1		1	2					12	
Career					157	128					1		1	2					12	
9 yrs		ARI			141	119					1		1	2					12	
1 yr		NOR			16	9								0						

EVAN OGLESBY

Year	Age	Tm	Pos	No.	G	GS	Sk	Interceptions					Fumbles					Tackles				
								Int	Yds	TD	Lng	PD	FF	Fmb	FR	Yds	TD	Tkl	Ast	Sfty		
2005	24	BAL		25	3	0												1	0			
2006	25	BAL		25	16	0		0	0	0	0	3						14	2			
2007	26	DAL		23	8	0												3	1			
2008	27	BAL		25	9	0							0	0	1	6	0	12	2			
2009	28	MIA			1	0																
2010	29	MIA		31	1	0												0	1			
Career					38	0		0	0	0	0	3	0	0	1	6	0	30	6			
3 yrs		BAL			28	0		0	0	0	0	3	0	0	1	6	0	27	4			
2 yrs		MIA			2	0												0	1			
1 yr		DAL			8	0												3	1			

NFL STATS FOR FORMER UNA LIONS

PRESTON PARKER

Year	Age	Tm	Pos	No.	G	GS	Punt Returns				Kick Returns						
							Ret	Yds	TD	Lng	Y/R	Rt	Yds	TD	Lng	Y/Rt	APYd
2010	23	TAM		87	9	0						10	178	0	37	17.8	227
2011	24	TAM		87	16	0	23	210	0	34	9.1	20	439	0	45	22.0	1200
2012	25	TAM		87	2	0											7
2014	27	NYG		83	16	7	8	53	0	18	6.6	21	509	0	45	24.2	980
Career					43	7	31	263	0	34	8.5	51	1126	0	45	22.1	2414

							Receiving				Rushing												
Year	Age	Tm	Pos	No.	G	GS	Rec	Yds	Y/R	TD	Lng	R/G	Y/G	Att	Yds	TD	Lng	Y/A	Y/G	A/G	YScm	RRTD	Fmb
2010	23	TAM		87	9	0	4	42	10.5	0	21	0.4	4.7	1	7	0	7	7.0	0.8	0.1	49	0	0
2011	24	TAM		87	16	0	40	554	13.9	3	51	2.5	34.6	1	-3	0	-3	-3.0	-0.2	0.1	551	3	8
2012	25	TAM		87	2	0	0	0		0	0	0.0	0.0	1	7	0	7	7.0	3.5	0.5	7	0	0
2014	27	NYG		83	16	7	36	418	11.6	2	42	2.3	26.1								2	2	
Career					43	7	80	1014	12.7	5	51	1.9	23.6	3	11	0	7	3.7	0.3	0.1	1025	5	10

ISRAEL RAYBON - Drafted by the Pittsburgh Steelers in the 5th round (163rd overall) of the 1996 NFL Draft.

Year	Age	Tm	Pos	No.	G	GS	Interceptions				Fumbles				Tackles		
							Int	Yds	TD	Lng	PD	FF	Fmb	FR	Yds	TD	Tkl
1996	23	PIT		91	3	0	1.0										1
1997	24	CAR		92	9	0	0.5										5
Career					12	0	1.5										6
1 yr		CAR			9	0	0.5										5
1 yr		PIT			3	0	1.0										1

ALTON "MONK" ROMINE

Year	Age	Tm	Pos	No.	G	GS	Interceptions				Fumbles				Tackles		
							Int	Yds	TD	Lng	PD	FF	Fmb	FR	Yds	TD	Tkl
1955	23	2TM			5												
		GNB		23	4												
		CHI			1												
1958	26	GNB		23	12		1	0	0	0	0						
1960	28	DEN	LS	42	14		3	69	0	0	0						
1961	29	BOS		46	1												
Career					32		4	69	0	0	0						
2 yrs		GNB			16	0	1	0	0	0	0						
1 yr		BOS			1	0											
1 yr		CHI			1	0											
1 yr		DEN			14	0	3	69	0	0	0						

Year	Age	Tm	Pos	No.	G	GS	Punt Returns				Kick Returns						
							Ret	Yds	TD	Lng	Y/R	Rt	Yds	TD	Lng	Y/Rt	APYd
1955	23	2TM			5		1	0	0	0	0.0						0
		CHI			1		1	0	0	0	0.0						0
1958	26	GNB		23	12		2	7	0	7	3.5						7
Career					32		3	7	0	7	2.3						7
2 yrs		GNB			16	0	2	7	0	7	3.5						7
1 yr		BOS			1	0											0
1 yr		CHI			1	0	1	0	0	0	0.0						0
1 yr		DEN			14	0											0

TYRONE RUSH

Year	Age	Tm	Pos	No.	G	GS	Punt Returns				Kick Returns						
							Ret	Yds	TD	Lng	Y/R	Rt	Yds	TD	Lng	Y/Rt	APYd
1994	23	WAS		39	5	0						3	45	0	25	15.0	45
Career					5	0						3	45	0	25	15.0	45

BRIAN SATTERFIELD

Year	Age	Tm	Pos	No.	Games	
					G	GS
1996	27	GNB		38	1	0
Career					1	0

NFL STATS FOR FORMER UNA LIONS

DARYL SMITH - Drafted by the Denver Broncos in the 9th round (249th overall) of the 1985 NFL Draft.

													Interceptions		Fumbles				Tackles			
Year	Age	Tm	Pos	No.	G	GS	Sk	Int	Yds	TD	Lng	PD	FF	Fmb	FR	Yds	TD	Tkl	Ast	Sfty		
1987	24	CIN	db	25	3	3		2	0	0	0	0										
1988	25	CIN		25	7	0																
1989	26	MIN	db	25	5	1																
Career					15	4		2	0	0	0	0										
2 yrs		CIN			10	3		2	0	0	0	0										
1 yr		MIN			5	1																

ROBERT STEELE

							Receiving							Rushing									
Year	Age	Tm	Pos	No.	G	GS	Rec	Yds	Y/R	TD	Lng	R/G	Y/G	Att	Yds	TD	Lng	Y/A	Y/G	A/G	YScm	RRTD	Fmb
1978	22	DAL		81	14	0	0	0		0	0	0.0	0.0								0	0	0
1979	23	MIN		82	16	0	1	10	10.0	0	10	0.1	0.6								10	0	0
Career					30	0	1	10	10.0	0	10	0.0	0.3								10	0	0
1 yr		DAL			14	0	0	0		0	0	0.0	0.0								0	0	0
1 yr		MIN			16	0	1	10	10.0	0	10	0.1	0.6								10	0	0

Year	Age	Tm	Pos	No.	G	GS	Punt Returns					Kick Returns					APYd
							Ret	Yds	TD	Lng	Y/R	Rt	Yds	TD	Lng	Y/Rt	
1979	23	MIN		82	16	0						1	0	0	0	0.0	10
Career					30	0						1	0	0	0	0.0	10
1 yr		DAL			14	0											0
1 yr		MIN			16	0						1	0	0	0	0.0	10

LEE VICKERS

							Receiving					Rushing											
Year	Age	Tm	Pos	No.	G	GS	Rec	Yds	Y/R	TD	Lng	R/G	Y/G	Att	Yds	TD	Lng	Y/A	Y/G	A/G	YScm	RRTD	Fmb
2007	26	BAL	te	80	9	2	2	4	2.0	0	5	0.2	0.4								4	0	0
Career					9	2	2	4	2.0	0	5	0.2	0.4								4	0	0

BILLY WITT - Drafted by the Buffalo Bills in the 11th round (282nd overall) of the 1986 NFL Draft.

Year	Age	Tm	Pos	No.	Games	
					G	GS
1987	23	BUF	de	94	2	2
Career					2	2

THE GULF SOUTH CONFERENCE

Academic excellence and a leadership role in the NCAA's Division II make the Gulf South Conference (GSC) something special. The GSC is a charter member of Division II and enters its 46th year as one of the premier conferences at any NCAA level.

In the summer of 1970, six college presidents met to discuss athletics; when the meeting ended, a new league emerged—the Mid-South Conference—started by, and to this day run by, the CEOs, the first in NCAA history. It is that CEO-control and involvement that makes the league work and its 14 championships (football; men's & women's cross country, men's & women's soccer; volleyball, men's & women's basketball, men's & women's tennis, men's & women's golf, softball and baseball) so intensely contested.

From that point forward, the GSC has been giant steps ahead of the D-II pack. Beginning in 1997, the league found neutral sites paying sizeable guarantees for most of its team championships. NCAA Conventions regularly feature GSC-proposed or -inspired legislation. No one wins more regionals or earns more NCAA post-season bids. In 2004, the league purchased its own built-to-its-specification office space. But the crowning moment came in 2005-06, when the GSC debuted its highly successful "GSC-TV Live" package which included nine football games (now 11) and its men's & women's basketball tournament finals. Add to that the branded "GSC DigiNet" video platform and the live-streaming of most of its championships, and you can see why the GSC is a Conference always taking advantage of new innovations.

We take pride in our 49 National Team Championships in 13 sports and more than 100 regional titles, especially because there is no sacrifice on the academic side, where GSC student-athletes graduate a much higher rate than the general student body. Three GSC teams advance to NCAA Title contests in 2013-14 headlined by West Florida which hoisted its third all-time NCAA Men's Tennis Title.

Delta State, Florence State (now North Alabama), Jacksonville State, Livingston (now West Alabama), Tennessee-Martin and Troy State were the charter members. Scheduling problems for the 1970-71 academic year limited the GSC to football, won by Jacksonville State. In 1971, the addition of Southeast Louisiana (SELA) and Nichols State increased the membership to eight. The league opened an office in Hammond, LA,

changed its name to the Gulf South Conference and began championships in nine men's sports. Mississippi College and Northwestern Louisiana (NWLA, now Northwestern State) joined in 1972 and two years later, NELA left for Division I, followed by SELA and Nicholls State in 1979.

The conference continued with seven teams until 1981, when the CEOs admitted Valdosta State and West Georgia (1983). In 1991, Tennessee-Martin and Troy State went Division I, briefly dropping the GSC back to seven members. An aggressive expansion under the guidance of new Commissioner Nate Salant resulted in 10 new members: Lincoln Memorial (1992-93); Alabama Huntsville, Henderson State, Central Arkansas and Mississippi University for Women (1993-94); West Florida (1994-95); and Arkansas-Monticello, Arkansas Tech, Montevallo and Southern Arkansas (1995-96). Jacksonville State moved to Division I at the end of 1992-93. Mississippi College dropped to Division III at the end of 1995-96, and was replaced by Christian Brothers to keep the Conference at 16 schools. In July 2000, the GSC welcomed Harding University and Ouachita Baptist University, making it the largest NCAA-playing conference at any level with 18 schools. MUW dropped its athletics program at the end of the 2002-03 season, decreasing the membership to 17. Central Arkansas reclassified to Division I and Lincoln Memorial moved to the South Atlantic Conference following the 2006-07 year. Montevallo's departure for the Peach Belt Conference dropped the number to 14.

The GSC moved away from divisional play after the 2010-11 season after its six Arkansas members

broke away, dropping the membership to eight. Thanks to an aggressive expansion plan, the GSC sponsored the Division II applications of Union University (TN) and Shorter University (GA), which became official members in 2014-15. The next step in bolstering its membership came in 2012, backing the Division II application of Lee University (TN) which is on track to join the league officially in 2015-16. The league added its first-ever associate member, Florida Tech, in football only in 2013. The Conference hopes to officially add an old friend back into the fold when Mississippi College submitted its application to rejoin Division II and is on track for 2016-17 membership.

Former Commissioner Jim McCullough brought the GSC office to Birmingham when he was hired in 1979. The Conference welcomed its seventh Commissioner in May, 2014 when Matt Wilson was selected to follow Nate Salant who retired after a 22-year stint. Wilson is assisted by Assistant Commissioner for Championships and Media Michael Anderson, Assistant Commissioner for Compliance Andrea Anderson, Media Relations Director Michael Stagno and Director of Community Engagement Albert "A.A." Moore. The Chair of the GSC Board of Directors is Dr. John Smarrelli (Christian Brothers). Joining him on the Executive Committee are Vice-Chair Dr. William LaForge (Delta State) and Past-Chair Dr. Judith Bense (West Florida). The Supervisors of Officials are Jeff Roberson (Football), John Caldwell (Basketball), Mike McCray (Baseball) and Eric Ackerman (Soccer).

CURRENT GSC MEMBERS

Alabama-Huntsville
Christian Brothers
Delta State
Florida Tech (football only)
Lee
Mississippi College
North Alabama
Shorter
Union (Tenn.)
Valdosta State
West Alabama
West Georgia
West Florida



Previous 49 GSC National Championships

Football

West Alabama (1971), Troy State (1984, 1987),
Jacksonville State (1992),
North Alabama (1993, 1994, 1995), Delta State (2000)
Valdosta State (2004, 2007, 2012)

Men's Basketball

North Alabama (1979, 1991), Jacksonville State (1985)

Baseball

Troy State (1986, 1987), Jacksonville State (1990, 1991)
Delta State (2004), West Florida (2011)

Women's Basketball

Delta State (1975, 1976, 1977, 1989, 1990, 1992),
Southeastern Louisiana (1977)

Volleyball

North Alabama (2003)

Softball

Valdosta State (2012)

Men's Golf

Troy State (1976, 1977, 1984),
West Florida (2001, 2008)

Women's Golf

Troy State (1984, 1986, 1989)

Women's Soccer

Christian Brothers (2002), West Florida (2012)

Gymnastics

Jacksonville State (1984, 1985)

Track

Southeastern Louisiana (1975)

Ice Hockey

Alabama-Huntsville (1996, 1998)

Men's Tennis

West Florida (2004, 2005, 2013)
Valdosta State (2006, 2011)

ALL-GULF SOUTH CONFERENCE

2014 All-Gulf South Conference

FIRST TEAM

Offense

QB	Kyle Caldwell.....	West Alabama
RB	Trevor Sand.....	Florida Tech
RB	Lamonte Thompson.....	North Alabama
WR	Delvon Carpenter.....	North Alabama
WR	Xavier Milton.....	Florida Tech
WR	Casey Osborne.....	Delta State
WR	Chad Toocheck.....	West Alabama
TE	Gabe Hughes.....	Florida Tech
AP	Eric Dodson.....	Shorter
C	Quincy Awa-Dubose.....	West Georgia
G	Michael Gibbs.....	Delta State
G	Felei Tauvae.....	Valdosta State
G	Garrison Ushery.....	West Georgia
T	Keith Jones.....	North Alabama
T	Jesse Yancey.....	Valdosta State

Defense

DL	Randall Boyd.....	Delta State
DL	Darrius Caldwell.....	West Georgia
DL	Taylor Carney.....	North Alabama
DL	Trevaris Horton.....	Shorter
LB	Tyrell Adams.....	West Georgia
LB	Wilson Curtis.....	Delta State
LB	Rory Island.....	Delta State
LB	Kenny Murphy.....	Valdosta State
LB	Steven Rich.....	North Alabama
LB	J.J. Sanders.....	Florida Tech
DB	Fred Barnes.....	West Alabama
DB	Philbert Martial.....	North Alabama
DB	Richard Nash.....	Delta State
DB	Jordan Shaw.....	Shorter

Special Teams

K	Taylor Pontius.....	North Alabama
P	James Dugan.....	West Georgia
RS	Denarius Appling.....	West Georgia
BT	Luke Wilson.....	Shorter
UT	Matthew Humphries.....	West Alabama

SECOND TEAM

Offense

QB	Mark Cato.....	Florida Tech
QB	Jake Medlock.....	Valdosta State
QB	Tyler Sullivan.....	Delta State
QB	Luke Wingo.....	North Alabama
RB	Cedric O'Neal.....	Valdosta State
RB	Seth Hinsley.....	West Georgia
WR	Chris Anderson.....	Valdosta State
WR	Shaq Hall.....	West Georgia
WR	Ricky Hunt.....	Delta State
WR	Justin Leavy.....	Delta State
WR	Lee Mayhall.....	North Alabama
TE	Ty Morgan.....	West Alabama
TE	Eric Newman.....	West Georgia
AP	Denarius Appling.....	West Georgia
C	Ramsey Sellers.....	Florida Tech
C	Collin Stubblefield.....	Delta State
G	Orion Awa-Dubose.....	West Georgia
G	Chris Beno.....	Shorter
T	Mose Countryman.....	Delta State
T	Matt Gracia.....	Florida Tech

Defense

DL	Alex Armah.....	West Georgia
DL	Tevin Davis.....	Valdosta State
DL	Shaquille Smith.....	North Alabama
DL	Dalvon Stuckey.....	West Georgia
LB	Zach Butts.....	Shorter
LB	Chris Stapleton.....	Florida Tech
LB	Sharmaine Washington.....	Valdosta State
LB	Justin Williams.....	Valdosta State
DB	Manny Abad.....	Florida Tech
DB	Levi Fell.....	North Alabama
DB	Carlos Hutton.....	West Georgia
DB	Duran Lowe.....	Valdosta State
DB	Larry Murphy.....	Valdosta State
DB	Laronji Vason.....	West Georgia
DB	Romelo Wilson.....	Delta State

Special Teams

K	Anthony Pistelli.....	Valdosta State
P	Jake Medlock.....	Valdosta State
RS	Philbert Martial.....	North Alabama
BT	Will Lovelace (LS).....	North Alabama
UT	Gabe Freeman.....	West Georgia

OFFENSIVE PLAYER OF THE YEAR

Xavier Milton, Florida Tech
Kyle Caldwell, West Alabama

DEFENSIVE PLAYER OF THE YEAR

Jordan Shaw, Shorter

COACH OF THE YEAR

Todd Cooley, Delta State
Steve Englehart, Florida Tech

OFFENSIVE FRESHMAN OF THE YEAR

Mark Cato, Florida Tech

DEFENSIVE FRESHMAN OF THE YEAR

Trey Shaw, Delta State



GULF SOUTH CONFERENCE HONORS

GSC Players of the Year

1971	Off	Clemitt Spruiell, QB	West Alabama
	Def	Greg Wright, LB	Troy State
1972	Off	Donald Johnson, RB	N.W. State
	Def	Ken Hutcherson, LB	West Alabama
1973	Off	David Bradberry, QB	Delta State
	Def	Adrian Gant, DE	West Alabama
1974	Off	Perry Griggs, SE	Troy State
	Def	Alan Klein, DG	SE Louisiana
1975	Off	Roger Ralph, WR	North Alabama
	Def	Stanley King, DB	West Alabama
1976	Off	Don Griffin, QB	SE Louisiana
	Def	Danny Watkins, LB	UT-Martin
1977	Off	Alvin Smalls, QB	UT-Martin
	Def	Rusty Rebowe, LB	Nicholls State
1978	Off	Bobby Ray Green, QB	Jacksonville State
	Def	Tim Tucker, LB	Troy State
1979	Off	Calvin Howard, TB	Miss. College
	Def	Greg Robinson, LB	Jacksonville State
	Def	Ralph Ashley, LB	Miss. College
1980	Off	Willie Tullis, QB	Troy State
	Def	Sherman Wilkinson, DB	Troy State
	Def	Willie Cameron, NG	West Alabama
1981	Off	Ed Lett, QB	Jacksonville State
	Def	Alvin Wright, NG	Jacksonville State
1982	Off	Ed Lett, QB	Jacksonville State
	Def	Charles Martin, DT	West Alabama
1983	Off	Scott Butler, QB	Delta State
	Def	Leonard Jackson, NG	West Alabama
1984	Off	Scott Butler, QB	Delta State
	Def	Earl Conway, DT	Miss. College
1985	Off	Clarence Johnson	North Alabama
	Def	Earl Conway, DT	Miss. College
1986	Off	Mike Turk, QB	Troy State
	Def	Jessie Tuggle, LB	Valdosta State
1987	Off	Mike Turk, QB	Troy State
	Def	Freddie Thomas, DB	Troy State
1988	Off	Leon Reed, QB	UT-Martin
	Def	Emanuel McNeil, DT	UT-Martin
1989	Off	David Gulleddge, QB	Jacksonville State
	Def	Terry Fleming, DL	Miss. College
1990	Off	Fred McAfee, RB	Miss. College
	Def	James Davis, LB	North Alabama
1991	Off	Nickey Edmondson	Jacksonville State
	Def	Roderick Magee, LB	Miss. College
1992	Off	Tyrone Rush, RB	North Alabama
	Def	Antonio Edwards, DL	Valdosta State
1993	Off	Tyrone Rush, RB	North Alabama
	Def	Jeff Redcross, DL	North Alabama
1994	Off	Chris Hatcher, QB	Valdosta State
	Def	Ronald McKinnon, LB	North Alabama
1995	Off	Cody Gross, QB	North Alabama
	Def	Ronald McKinnon, LB	North Alabama
1997	Off	Toby Strange, QB	West Georgia
	Def	Fred Perry, LB	Southern Arkansas
1998	Off	Jeremy Clements, QB	West Georgia
	Def	Antonio Speed, LB	Valdosta State
1999	Off	Josh Price, QB	Arkansas Tech
	Off	Ed Duncan, RB	Arkansas Tech
	Def	Antonio Speed, LB	Valdosta State
2000	Off	Dusty Bonner, QB	Valdosta State
	Off	Josh Bright, QB	Delta State
	Def	Danielle Rollins, LB	Ark.-Monticello
2001	Off	Dusty Bonner	Valdosta State
	Def	Nate Coggins	West Georgia
2002	Off	Aaron Jenkins	Valdosta State
	Def	Dewayne Smith	Valdosta State

2003	Off	Cory Allred	Arkansas-Monticello
	Def	Anthony Maddox	Delta State
2004	Off	Cory Allred	Arkansas-Monticello
	Def	Cedric Cursh	Arkansas Tech
2005	Off	Scott Eyster	Delta State
	Def	Kelvin Morris	West Georgia
2006	Off	Scott Eyster	Delta State
	Def	Michael Eubanks	Delta State
2007	Off	David Knighton	Harding
	Def	Michael Eubanks	Delta State
2008	Off	Scott Buisson	Arkansas-Monticello
	Def	Lardester Hicks-Green	Delta State
2009	Off	Nick Graziano	Arkansas Tech
	Def	Michael Johnson	North Alabama
2010	Off	Nick Hardesty	Henderson State
	Def	Larry Dean	Valdosta State
2011	Off	Micah Davis	Delta State
	Def	Deon Lacey	West Alabama
2012	Off	Gerald Ford	Valdosta State
	Def	Ridge Wilson	West Alabama
2013	Off	Kyle Caldwell	West Alabama
	Def	Tavarius Wilson	North Alabama
2014	Off	Xavier Milton	Florida Tech
	Off	Kyle Cladwell	West Alabama
	Def	Jordan Shaw	Shorter

GSC Most Valuable Player

1996	Lance Funderburk, Valdosta State
------	----------------------------------

GSC Coach of the Year

1971	Mickey Andrews, Livingston
1972	George Doherty, Northwestern State
1973	Tom Jones, Troy State
1974	Jim King, Livingston
1975	Jim King, Livingston
1976	Charlie Bradshaw, Troy State
1977	Jim Fuller, Jacksonville State
1978	Jim Fuller, Jacksonville State
1979	John Williams, Mississippi College
1980	Wayne Grubb, North Alabama
1981	Jim Fuller, Jacksonville State
1982	Jim Fuller, Jacksonville State
1983	Wayne Grubb, North Alabama
1984	Chan Gailey, Troy State
1985	Wayne Grubb, North Alabama
1986	Rick Rhoades, Troy State
1987	Rick Rhoades, Troy State
1988	Don McLeary, Tennessee-Martin
1989	Bill Burgess, Jacksonville State
1990	John Williams, Mississippi College
1991	Bill Burgess, Jacksonville State
1992	Bill Burgess, Jacksonville State
1993	Bobby Wallace, North Alabama
1994	Bobby Wallace, North Alabama
1995	Bobby Wallace, North Alabama
1996	Hal Mumme, Valdosta State
1997	Steve Roberts, Southern Arkansas
1998	Todd Knight, Delta State
1999	Steve Mullins, Arkansas Tech
2000	Chris Hatcher, Valdosta State
2001	Chris Hatcher, Valdosta State
2002	Chris Hatcher, Valdosta State
2003	Mark Hudspeth, North Alabama
2004	Steve Mullins, Arkansas Tech
2005	Clint Conque, Central Arkansas
2006	Mark Hudspeth, North Alabama
2007	Ron Roberts, Delta State

GULF SOUTH CONFERENCE HONORS

2008.....	Ron Roberts, Delta State
2009.....	Terry Bowden, North Alabama / Steve Mullins, Arkansas Tech
2010.....	David Dean, Valdosta State / Scott Maxfield, Henderson State / Ronnie Huckleba, Harding
2011.....	Will Hall, West Alabama / Daryl Dickey, West Georgia
2012.....	Will Hall, West Alabama
2013.....	Todd Cooley, Delta State
2014.....	Todd Cooley, Delta State
.....	Steve Englehart, Florida Tech

GSC Freshman of the Year

1980.....	Alvin Wright, NG, Jacksonville State
1981.....	Doug Brown, QB, Troy State
1982.....	Anthony Hinton, NG, Troy State
1983.....	Bryan Watts, P, West Georgia
1984.....	Mike Turk, QB, Troy State
1985.....	Terry Fleming, DL, Mississippi College
1986.....	Randy Fisher, WR, Valdosta State
1987.....	Fred McAfee, RB, Mississippi College
1988.....	Ramon Allen, RB, Valdosta State
1989.....	Ollie Thigpen, RB, Delta State
1990.....	O.J. Patrick, DL, North Alabama
1991.....	Marcus Hunter, DL, North Alabama
1992.....	Ronald McKinnon, LB, North Alabama
1993.....	Gerald Smith, DB, North Alabama Marty Hammond, WR, West Alabama
1994.....	Reginald Ruffin, DE, North Alabama
1995.....	Chad Moran, Central Arkansas
1996.....	Tregnel Thomas, RB, Delta State
1997.....	Kevin McCam, QB, Arkansas-Monticello
1998.....	Channing Williams, DT, West Georgia
1999.....	Cornelius Alvin, West Georgia
2000.....	Chris Reil, Henderson State
2000.....	Montoya Brown, Ouachita Baptist
2001.....	Michael Norvell, Central Arkansas
2002.....	DeMarcus Blount, North Alabama
2003.....	Scott Eyster, Delta State
2004.....	Bernard Scott, Central Arkansas
2005.....	Nathan Brown, Central Arkansas
2006.....	Cedric Jones, Valdosta State
2007.....	Scott Buisson, Arkansas-Monticello
2008 - Offense.....	Chris Hart, Valdosta State
2008 - Offense.....	Mark Johnson, Southern Arkansas
2008 - Defense.....	Dominique Davenport, Delta State
2009 - Offense.....	Gerald Ford, Valdosta State
2009 - Defense.....	Shontral Ford, West Alabama
2010 - Offense.....	Brandon White, West Georgia
2010 - Defense.....	Xavier Triplett, Delta State
2011 - Offense.....	Kyle Caldwell, West Alabama
2011 - Defense.....	Teddy Lawrence, West Georgia
2012 - Offense.....	Cedric O'Neal, Valdosta State
2012 - Defense.....	Floyd Jones, North Alabama
2013 - Offense.....	Tyler Sullivan, Delta State
2013 - Defense.....	Philbert Martial, North Alabama
2013 - Defense.....	Chris Stapleton, Florida Tech
2014 - Offense.....	Mark Cato, Florida Tech
2014 - Defense.....	Trey Shaw, Delta State

GSC Football Champions

1971	West Alabama, Troy State	5-1
1972	Northwestern Louisiana	6-0
1973	Troy State	6-1
1974	Jacksonville State	7-1
1975	Nicholls State	7-2
1976	Troy State	7-1
1977	Jacksonville State	7-1
1978	Jacksonville State	6-1
1979	Mississippi College	5-1
1980	North Alabama	6-0
1981	Jacksonville State	6-0
1982	Jacksonville State	7-0
1983	North Alabama	8-0
1984	Troy State	7-1
1985	North Alabama	7-1
1986	Troy State	8-0
1987	Troy State	8-0
1988	Tennessee-Martin	7-1
	Jacksonville State	7-1
	Mississippi College	7-1
1989	Jacksonville State	8-0
1990	Mississippi College	8-0
1991	Jacksonville State	6-0
1992	Jacksonville State	5-0-1
1993	North Alabama	7-0
1994	North Alabama	7-0
1995	North Alabama	8-0
1996	Valdosta State	6-2
1997	Southern Arkansas	6-1
1998	Delta State	8-1
	West Georgia	8-1
1999	Arkansas Tech	8-1
2000	Valdosta State	9-1
	Delta State	9-1
	West Georgia	9-1
2001	Valdosta State	9-0
2002	Valdosta State	9-0
2003	North Alabama	9-0
2004	Valdosta State	9-0
2005	Central Arkansas	8-1
2006	North Alabama	8-0
2007	Delta State	8-0
2008	Delta State	8-0
2009	North Alabama	7-1
2010	Delta State	6-2
	Valdosta State	6-2
	Henderson State	6-2
2011	Delta State	3-1
2012	West Alabama	5-0
2013	North Alabama	5-1
	West Alabama	5-1
2014	North Alabama	6-1
	Delta State	6-1

GULF SOUTH CONFERENCE HONORS



UNA in the GSC

Year	GSC	All	Finish
1971	0-6-0	1-10-0	Sixth
1972	1-5-0	2-9-0	Ninth
1973	3-6-0	4-6-0	Eighth
1974	4-4-0	4-6-0	Sixth
1975	4-4-0	6-4-0	Sixth
1976	3-4-0	4-5-0	Sixth
1977	3-5-0	5-5-0	Sixth
1978	4-2-1	7-2-1	Fifth
1979	3-3-0	6-5-0	Fourth
1980	6-0-0	10-2-0	First
1981	4-2-0	8-2-0	Second
1982	4-3-0	7-3-0	Third
1983	8-0-0	11-1-1	First
1984	4-1-3	7-1-3	Second
1985	7-1-0	12-2-0	First
1986	1-7-0	4-7-0	Ninth
1987	4-3-1	5-5-1	Third
1988	2-6-0	2-8-0	Eighth
1989	4-4-0	6-5-0	Fifth
1990	6-2-0	8-3-0	Second
1991	1-5-0	3-6-0	Sixth
1992	3-2-1	7-4-1	Second
1993	7-0-0	14-0-0	First
1994	7-0-0	13-1-0	First
1995	8-0-0	14-0-0	First
1996	4-4-0	6-5-0	Fifth
1997	6-2-0	9-3-0	Third
1998	7-2-0	8-2-0	Third
1999	5-4-0	5-6-0	Fifth
2000	3-6-0	3-7-0	Eighth
2001	3-6-0	4-6-0	Ninth
2002	3-6-0	4-7-0	Ninth
2003	9-0-0	13-1-0	First
2004	4-5-0	5-5-0	Sixth
2005	7-2-0	11-3-0	Second
2006	8-0-0	11-1-0	First
2007	7-1-0	10-2-0	Second
2008	7-1-0	12-2-0	Second
2009	7-1-0	11-2-0	First
2010	5-3-0	9-4-0	Fourth
2011	2-2-0	9-3-0	Second
2012	2-3-0	5-5-0	Third
2013	5-1-0	10-3-0	Tied-First
2014	6-1-0	9-2-0	Tied-First

UNA's First-team All-GSC Selections (1971-2014)

1971	DB	Palmer Byrd
1971	DG	Frankie Patterson
1971	PK	William McCormack
1973	OT	Barry Johnson
1973	OE	Danny Kimble
1973	DB	Robbie Hudson
1973	DT	Larry Brown
1974	WR	Roger Ralph
1975	OG	Terry Witherspoon
1975	WR	Roger Ralph
1976	OG	Terry Witherspoon
1976	P	Aubrey Haynes
1977	RB	Curtis Simmones
1977	OG	Terry Witherspoon
1977	WR	Robert Steele
1978	OG	Obie Childers
1978	PK	Nelson McMurray
1979	RB	Lawson Fletcher
1979	OG	Obie Childers
1979	DB	Manuel Walker
1980	RB	Lawson Fletcher
1980	OG	Hamp Moore
1980	DT	Steve Carter
1981	OG	Hamp Moore
1981	PK	Nelson McMurray
1981	DB	Emmanuel Young
1982	C	Don Smith
1982	OG	Mike Rollins
1982	TE	Mike Gilley
1982	DB	Rod Brooks
1982	LB	Frank Condon
1982	DE	Ron Harris
1983	RB	Clarence Johnson
1983	OG	Mike Rollins
1983	OT	Dexter Rutherford
1983	DB	Rod Brooks
1983	DT	Dean Sanders
1984	DB	Daryl Smith
1984	DB	Lewis Billups
1984	OT	Scott Shirley
1985	DB	Lewis Billups
1985	DB	Bruce Jones
1985	LB	Steve Rogers
1985	DE	Billy Witt
1985	RB	Clarence Johnson
1985	OT	Tony Shirley
1985	PK	James Knowles
1986	RB	Marvin Marsh
1987	DB	Wendell Phillips
1987	P	Scott DeMott
1988	TE	Bennie Jennings
1989	LB	James Davis
1989	DB	Sedric Barnett
1990	LB	James Davis
1990	DB	Harvey Summerhill
1990	TE	Bennie Jennings
1990	OT	Sherman Johnson
1991	DB	Harvey Summerhill
1991	P	John Crittenden
1991	RB	Tyrone Rush
1991	WR	Troy Nelson
1992	DB	Harvey Summerhill
1992	LB	Ronald McKinnon

1992	DL	Marcus Hunter
1992	P	John Crittenden
1992	RB	Tyrone Rush
1992	RB	Brian Satterfield
1993	RB	Tyrone Rush
1993	OG	Jon Thompson
1993	OG	Jeff Surbaugh
1993	PK	Jamie Stoddard
1993	DL	O.J. Patrick
1993	DL	Jeff Redcross
1993	LB	Ronald McKinnon
1993	LB	Keith Humphrey
1994	WR	Michael Edwards
1994	TE	Jarius Hayes
1994	OG	Jon Thompson
1994	C	Kin Taylor
1994	DE	Marcus Hunter
1994	DT	Marcus Keyes
1994	DT	Israel Raybon
1994	LB	Ronald McKinnon
1994	LB	Keith Humphrey
1994	DB	Gerald Smith
1994	P	Lee Morris
1994	PK	Jamie Stoddard
1995	QB	Cody Gross
1995	RB	A.J. Lamar
1995	G	Jon Thompson
1995	T	Michael Williams
1995	TE	Jarius Hayes
1995	DL	Marcus Keyes
1995	DL	Israel Raybon
1995	DL	Reginald Ruffin
1995	LB	Keith Humphrey
1995	LB	Ronald McKinnon
1995	DB	Gerald Smith
1996	DB	Gerald Smith
1996	DL	Reginald Ruffin
1996	RB	A.J. Lamar
1997	RB	Greg Manson
1997	OG	Joe Washington
1997	OG	Thomas Moore
1997	OT	Brad Pierce
1997	LB	Reginald Ruffin
1997	DL	Michael Moncrief
1997	DB	Marcus Hill
1997	P	Tony Faggioni
1998	RB	Greg Manson
1998	TE	Bobby Collins
1998	DL	Shawn Cash
1998	DB	Marcus Hill
1998	DB	Tyrone Bell
1998	P	Tony Faggioni
1999	WR	Zack Keys
1999	LB	Robert Gordon
2000	DB	Chad Sears
2003	RB	DeMarcus Blount
2003	C	Lance Ancar
2003	OT	Sherwin Lyons
2003	LB	Donald Tharpe
2003	DB	Evan Oglesby
2004	C	Lance Ancar
2004	DT	Ken Triplett
2004	LB	Courtney Wright
2004	DB	Evan Oglesby
2004	RS	Anthony Merritt
2005	WR	Anthony Merritt
2005	TE	Chip Long
2005	C	Lance Ancar

GULF SOUTH CONFERENCE HONORS

2005	DB	Blake Farris
2005	RS	Anthony Merritt
2006	WR	Anthony Merritt
2006	RS	Anthony Merritt
2006	OT	Andrew Reid
2006	C	JoJo Bates
2006	TE	Covington Wright
2006	DL	Ryan Brick
2006	DL	Kentrel Tanner
2006	LB	Donald Tharpe
2006	DB	Derrell Ashford
2006	P	Lyle Atkinson
2007	OT	J.D. Whited
2007	DL	Tim Hunt
2007	LB	Michael Johnson
2007	DB	Craig Fox
2008	RB	Mike McLendon
2008	WR	Ed Gant
2008	WR	Rocky Coleman
2008	OG	Sam Hathorn
2008	DL	Montrell Craft
2008	DL	Derrick Chatman
2008	LB	Michael Johnson
2008	DB	David Raymond
2008	PK	Tom Schneider
2009	WR	Mico McSwain
2009	WR	T.J. Porter
2009	OT	Calvin Wilson
2009	DL	Montrell Craft
2009	LB	Michael Johnson
2009	LB	Nicholas Walker
2009	DB	Quinton Andrews
2009	PK	Kenny Spencer
2009	P	Will Batson
2010	OT	Kyle Thornton
2010	DL	Courtney Harris
2010	LB	Hilliard Foster
2010	LB	Harrison Bryant
2010	DB	Chad Daniel
2010	Special Teams	Jusmon Rivers
2011	RB	Wes Holland
2011	WR	Mo Miliam
2011	OT	Kyle Thornton
2011	C	Jamie Dixon
2011	DB	Rod Woodson
2012	DL	Richie Mata'afa
2012	LB	Tavarius Wilson
2012	DB	Caleb Massey
2012	P	Michael Schuster
2012	BT	Josh Roberts
2013	C	Tyler Sizemore
2013	All-Purpose	Chris Coffey
2013	LB	Tavarius Wilson
2013	LB	Gabe Poe
2013	DL	Taylor Carney
2013	DB	Caleb Massey
2014	RB	Lamonte Thompson
2014	WR	Delvon Carpenter
2014	OL	Keith Jones
2014	DL	Taylor Carney
2014	LB	Steven Rich
2014	DB	Philbert Martial
2014	P	Taylor Pontius

UNA's Second-team All-GSC Selections (1971-2014)

1975	RB	Jerry Mizell
1975	OT	Barry Johnson
1975	LB	Norman Sims
1976	WR	Robert Steele
1977	DB	Rodney Bivens
1978	RB	Curtis Simones
1978	DB	Manuel Walker
1978	LB	Kevin Logan
1978	DT	Brad Hendrix
1979	PK	Nelson McMurray
1979	LB	Howard Ross
1979	DE	William Bowens
1979	NG	Anthony Jones
1980	WR	Jerry Hill
1980	OT	Mike Thorn
1980	LB	Sam Prater
1980	DT	Paul Smith
1981	QB	Fred Riley
1981	DB	Tommy Horn
1981	LB	Frank Condon
1981	LB	Sam Prater
1981	DE	Ron Harris
1981	DT	Johnny Johnson
1982	RB	Clarence Johnson
1982	OT	Dexter Rutherford
1982	PK	James Knowels
1982	DB	Gary Davis
1982	DT	Dean Sanders
1982	P	Harlow Fikes
1983	QB	Rusty Towery
1983	PK	James Knowles
1983	DB	Daryl Smith
1983	DT	Robert Moore
1983	P	Harlow Fikes
1984	QB	Bobby Duncan
1984	RB	Stanley Gill
1984	WR	Germaine Young
1984	DL	Alan Underwood
1984	DL	Dean Sanders
1984	P	Harlow Fikes
1985	OL	Alan Underwood
1986	OL	Eric Conner
1986	LB	Kirk Ethridge
1986	DB	Chris Evans
1986	DB	Wendell Phillips
1986	P	Scott DeMott
1987	TE	Bennie Jennings
1987	RB	Marvin Marsh
1987	DL	Harold Greene
1987	DL	Shawn Lee
1987	LB	Tony Cambell
1989	OL	Chris Ledbetter
1989	WR	Derrick Coffey
1989	RS	Troy Nelson
1989	DL	Henry Thomas
1989	LB	Felix Baxter
1990	OL	Mike Nord
1990	DB	Michael Jackson
1992	OL	Jon Thompson
1992	DB	Walter Tipton
1992	DB	Tony Foster
1992	DL	O.J. Patrick
1993	P	Lee Morris
1993	TE	Jarius Hayes

1993	RS	Tyrone Rush
1995	PK	Jamie Stoddard
1997	TE	Bobby Collins
1997	DB	Corey Harris
1998	DL	Henry Wright
1998	LB	Orlando Patterson
1998	OG	Russell Stephens
1998	DB	Corey Harris
1998	RS	Corey Harris
1999	QB	Tyler Peterson
1999	TE	Adam Underwood
1999	C	Ben Owen
1999	T	Ryan Zuber
1999	DL	Larry Paul
1999	DB	Chad Sears
2000	OT	Garrett Keith
2000	DL	Larry Paul
2001	T	Garrett Keith
2001	LB	Trent Dawson
2003	QB	Will Hall
2003	RB	Randy Vickers
2003	OT	Matt Horton
2003	DL	Jonathan Taylor
2003	LB	Harold Wisdom
2003	DB	Terrance Walden
2003	DB	Lacy Hill
2003	RS	Anthony Merritt
2004	RB	DeMarcus Blount
2004	DB	Blake Farris
2004	DB	Jay Snipes
2005	QB	Vinnie Saylor
2005	WR	Jaron Fountain
2005	T	Brett Mask
2005	DL	Marcus Jackson
2005	DL	Tim Hunt
2005	LB	Donald Tharpe
2006	LB	Michael Johnson
2006	PK	Yuta Fukuda
2007	QB	A.J. Milwee
2007	TE	Covington Wright
2007	C	Sam Hathorn
2007	DL	Antron Dillon
2008	QB	A.J. Milwee
2008	OT	Mike Hathorn
2008	TE	Brandon Alldredge
2008	LB	Larry Wilson
2008	DB	Bobby Brooks



GULF SOUTH CONFERENCE HONORS

2008	DB	Darron Dampier
2008	P	Will Batson
2009	QB	Harrison Beck
2009	RB	Tim Hicks
2009	RB	Marcus Sims
2009	WR	Preston Parker
2009	DL	Brandon Fanney
2009	DB	J.J. Johnson
2009	DB	Jason Tate
2009	DB	Chad Daniel
2010	DL	Steven Wesley
2010	OL	Jamie Dixon
2010	OL	Daron Rose
2010	RB	Wes Holland
2010	PK	Josh Montgomery
2011	QB	Lee Chapple
2011	WR	Tristan Purifoy
2011	DL	Cedric Hall
2011	LB	Marcus Dowtin
2011	LB	Tommie Westbrook
2011	DB	Lucas Darr
2011	DB	Janoris Jenkins
2012	RB	Lamonte Thompson
2012	OG	David Ludnberg
2012	OT	Will Furlong
2012	LB	Brion James
2012	DB	Floyd Jones
2013	RB	Lamonte Thompson
2013	WR	Jason Smith
2013	OG	David Lundberg
2013	OT	Keith Jones
2013	OT	Kenston Redfearn
2013	LB	Brion James
2014	QB	Luke Wingo
2014	WR	Lee Mayhall
2014	DL	Shaquille Smith
2014	DB	Levi Fell
2014	LS	Wil Lovelace
2014	RS	Philbert Martial

UNA's Academic All-GSC Selections (1979-2014)

1979	OL	Hamp Moore
1980	OL	Hamp Moore
1981	OL	Hamp Moore
1983	TE	Chuck McCurley
1983	LB	Steve Rogers
1983	FB	Rich Cunningham
1983	PK	James Knowles
1983	OL	Dexter Rutherford
1984	FB	Rich Cunningham
1985	PK	James Knowles
1985	FB	Rich Cunningham
1986	OL	Howard Broadfoot
1986	QB	Tim Garner
1987	QB	Tim Garner
1987	DB	Jeff Smith
1988	QB	Tim Garner
1989	LB	James Davis
1989	DL	Sherman Johnson
1989	OL	Barry Hampton
1990	OL	Barry Hampton
1990	LB	James Davis
1991	OL	Sherman Johnson
1991	OL	Barry Hampton
1992	OL	Michael Williams
1992	DB	Tony Foster
1992	OL	Kin Taylor
1993	OL	Michael Williams
1993	OL	Jon Thompson
1993	DB	Brad Stepp
1993	OL	Jimmy Gay
1993	P	Lee Morris
1994	C	Kin Taylor
1994	P	Lee Morris
1994	OT	Eddie Evans
1994	OT	Michael Williams
1994	PK	Jamie Stoddard

1995	C	Eddie Evans
1995	OT	Michael Williams
1995	PK	Jamie Stoddard
1995	OL	Ashley Ingram
1996	OL	Ashley Ingram
1996	QB	Charles Hogan
1998	OL	Terry James
1999	OL	Terry James
2000	DL	Joel Williamson
2001	FB	Jason Viinson
2004	DB	Jay Snipes
2005	K	Yuta Fukuda
2006	K	Yuta Fukuda
2007	DL	Derrick Chatman
2007	OL	Luke Chenault
2008	DL	Derrick Chatman
2008	P	Will Batson
2009	P	Will Batson
2009	OL	Luke Chenault
2010	RB	Wes Holland
2011	RB	Wes Holland
2011	WR	Daniel Almon
2011	WR	Jason Smith
2011	DL	Seth Alexander
2011	QB	Lee Chapple
2012	WR	Daniel Almon
2012	WR	Jason Smith
2012	DL	Seth Alexander
2012	OL	David Lundberg
2013	WR	Jason Smith
2013	OL	David Lundberg
2013	TE	Mabry Cook
2013	PK	Wil Craig
2013	QB	Luke Wingo
2013	DL	DeAndre Harrison
2013	WR	Lee Mayhall
2014	WR	Lee Mayhall
2014	DL	DeAndre Harrison
2014	QB	Luke Wingo
2014	RB	Ryan Harper
2014	OL	Laurence Carmichael



DeAndre Harrison is a two-time Academic Gulf South Conference honoree.

GULF SOUTH CONFERENCE HONORS

Gulf South Conference Team of the Decade 1980's

Offense

QB Mike Turk, Troy State
RB Major Everett, Miss. College
RB **Clarence Johnson, North Alabama**
FB Ted Horstead, Troy State
TE Rusty Fuller, Jacksonville State
WR Kyle Finney, Delta State
WR William Mackall, Tenn.-Martin
OL Joe Billingsley, Jacksonville State
OL Mark Catano, Valdosta State
OL Wayne Frazier, Miss. College
OL Mitch Geier, Troy State
OL **Don Smith, North Alabama**
PK James Knowles, North Alabama

Defense

DL Earl Conway, Miss. College
DL Terry Fleming, Miss. College
DL Charles Martin, Livingston
DL Emanuel McNeil, Tenn.-Martin
LB **James Davis, North Alabama**
LB Steve Hyche, Livingston
LB Gerrick Pimienta, Troy State
LB Jessie Tuggle, Valdosta State
DB **Lewis Billups, North Alabama**
DB **Bruce Jones, North Alabama**
DB **Daryl Smith, North Alabama**
DB Ken Watson, Livingston
P Wally Henry, Miss. College
RS Titus Dixon, Troy State

Gulf South Conference Team of the Decade 1990's

Offense

QB Chris Hatcher, Valdosta State
QB **Cody Gross, North Alabama**
RB Dominique Ross, Valdosta State
RB **Tyrone Rush, North Alabama**
RB **Brian Satterfield, N. Alabama**
WR Matt Carman, West Alabama
WR **Michael Edwards, North Alabama**
WR Roscoe Pounds, West Georgia
WR Robert Williams, Valdosta State
TE **Jarius Hayes, North Alabama**
OL Kell Clopton, Southern Arkansas
OL Todd Matthews, Arkansas Tech
OL Don Struebing, Central Arkansas
OL **Jeff Surbaugh, North Alabama**
OL **Jon Thompson, North Alabama**
OL **Michael Williams, North Alabama**

Defense

DL Antonio Edwards, Valdosta State
DL **Marcus Keyes, North Alabama**
DL **Israel Raybon, North Alabama**
DL **Jeff Redcross, North Alabama**
DL **Reginald Ruffin, North Alabama**

LB Keith Humphrey, North Alabama
LB **Ronald McKinnon, North Alabama**
LB Fred Perry, Southern Arkansas
LB Antonio Speed, Valdosta State
LB Robert Thomas, Henderson State
DB **Marcus Hill, North Alabama**
DB Corey Jarrells, West Georgia
DB A.D. Love, Henderson State
DB **Gerald Smith, North Alabama**
DB **Harvey Summerhill, North Alabama**
DB Jerome Williams, Delta State
PK Jason Williams, Southern Arkansas
P Scott Stephens, Central Arkansas
RS Danny Lee, Jacksonville State

Gulf South Conference Team of the Decade 2000's

First-Team

RB DeMarcus Blount, North Alabama
C Lance Ancar, North Alabama
DL **Montrell Craft, North Alabama**
LB **Donald Tharpe, North Alabama**
LB **Michael Johnson, North Alabama**
RS **Anthony Merritt, North Alabama**

Second-Team

WR **Anthony Merritt, North Alabama**
OG Sam Hathorn, North Alabama
TE Chip Long, North Alabama
DB **Evan Oglesby, North Alabama**
P **Will Batson, North Alabama**

Gulf South Conference Team of the Quarter Century 1971-1995

OFFENSIVE PLAYER OF THE QUARTER CENTURY

Chris Hatcher, Valdosta State

DEFENSIVE PLAYER OF THE QUARTER CENTURY

Ronald McKinnon, North Alabama

COACH OF THE QUARTER CENTURY

Bobby Wallace, North Alabama

Offense

QB **Cody Gross, North Alabama**
QB Mike Turk, Troy State
QB Chris Hatcher, Valdosta State
RB Horace Belton, SE Louisiana
RB Boyce Callahan, Jacksonville State
RB Major Everett, Miss. College
RB Fred McAfee, Miss. College
RB **Tyrone Rush, North Alabama**
OL Joe Billingsley, Jacksonville State
OL Gene Bryant, Delta State
OL Mark Catano, Valdosta State
OL Wayne Frazier, Miss. College
OL Mitch Geier, Troy State
OL Mark King, Troy State
OL York Kurinsky, Valdosta State
OL **Don Smith, North Alabama**
OL **Jon Thompson, North Alabama**
OL Calvin Word, Jacksonville State
TE Rusty Fuller, Jacksonville State
TE **Jarius Hayes, North Alabama**
WR Nathaniel Bolton, Miss. College
WR Matt Carman, West Alabama
WR Kyle Finney, Delta State
WR Randy Fisher, Valdosta State
WR William Mackall, Tenn.-Martin

Defense

DL Jesse Baker, Jacksonville State
DL Earl Conway, Miss. College
DL Terry Fleming, Miss. College
DL **Marcus Keyes, North Alabama**
DL Charles Martin, West Alabama
DL Emanuel McNeil, Tenn.-Martin
DL **Israel Raybon, North Alabama**
DL Alvin Wright, Jacksonville State
LB **James Davis, North Alabama**
LB **Keith Humphrey, North Alabama**
LB Ken Hutcherson, West Alabama
LB Steve Hyche, West Alabama
LB **Ronald McKinnon, North Alabama**
LB Gerrick Pimienta, Troy State
LB Rusty Rebowe, Nicholls State
LB Greg Robinson, Jacksonville State
LB Jessie Tuggle, Valdosta State
DB Eric Davis, Jacksonville State
DB **Bruce Jones, North Alabama**
DB Stanley King, West Alabama
DB Dallis Smith, Valdosta State
DB **Daryl Smith, North Alabama**
DB **Harvey Summerhill, North Alabama**
DB Freddie Thomas, Troy State
DB Ken Watson, West Alabama

Specialty

PK Ted Clem, Troy State
PK **James Knowles, North Alabama**
P **John Crittenden, North Alabama**
P Gregg Lowery, Jacksonville State
RS Perry Griggs, Troy State
RS Danny Lee, Jacksonville State

LION GSC PLAYERS OF THE WEEK

NORTH ALABAMA'S ALL-TIME GULF SOUTH CONFERENCE PLAYER OF THE WEEK SELECTIONS

1973			
Sept. 22	Offense	Danny Kimble	Delta State
Sept. 29	Offense	Wendell Hathorn	West Alabama
1974			
Nov. 23	Offense	Roger Ralph	Jacksonville State
1975			
Sept. 13	Defense	Mike Allison	SE Louisiana
Nov. 1	Defense	Rodney Bivens	Miss. College
Nov. 8	Offense	Burnis Rose	Nicholls State
Nov. 15	Offense	Marc Merritt	UT-Martin
Nov. 22	Defense	Ivan Richard	Jacksonville St.
1977			
Sept. 13	Offense	Curtis Sirmones	East Tennessee State
1978			
Sept. 23	Defense	Brad Hendrix	SE Louisiana
Oct. 14	Defense	William Bowens	Austin Peay
Oct. 28	Defense	Kevin Logan	Tennessee-Martin
1979			
Sept. 8	Offense	Lawson Fletcher	Middle Tennessee St.
Sept. 8	Defense	Manuel Walker	Middle Tennessee St.
Nov. 17	Offense	Lawson Fletcher	Jacksonville State
1980			
Oct. 6	Offense	Lawson Fletcher	Delta State
Oct. 27	Offense	Fred Riley	Troy State
Oct. 27	Offense	Jerry Hill	Troy State
Nov. 3	Defense	Emmanuel Young	Tennessee-Martin
1981			
Oct. 12	Defense	Frank Condon	Alabama A&M
Oct. 26	Offense	Fred Riley	Troy State
Nov. 2	Defense	Ron Harris	Tennessee-Martin
Nov. 16	Offense	Lawson Fletcher	Miss. College
Nov. 16	Defense	Sam Prater	Miss. College
1982			
Oct. 9	Offense	Rusty Towery	Alabama A&M
Oct. 16	Offense	Clarence Johnson	Tennessee-Martin
Oct. 23	Defense	Rod Brooks	Troy State
Oct. 30	Defense	Richard Porter	Valdosta State
1983			
Sept. 24	Offense	Rusty Towery	Central Florida
Oct. 1	Offense	Rusty Towery	Delta State
Oct. 8	Defense	Clifford Mason	Alabama A&M
Oct. 22	Offense	Rusty Towery	Troy State
Nov. 5	Defense	Clifford Mason	Valdosta State
		Charlie Glass	Valdosta State
Nov. 19	Offense	Clarence Johnson	West Georgia
1984			
Oct. 27	Defense	Dexter Hunt	Troy State
Oct. 27	Defense	Dean Sanders	Troy State
1985			
Sept. 28	Offense	Clarence Johnson	Savannah State
Nov. 16	Defense	Wendell Phillips	West Georgia
Nov. 23	Defense	Charles Steele	Valdosta State
1986			
Nov. 8	Defense	Chris Evans	West Alabama
1987			
Sept. 19	Offense	Lonnie Mister	Miss. College
Oct. 3	Offense	Lonnie Mister	Delta State
Oct. 3	Defense	Wendell Phillips	Delta State

1988			
Sept. 3	Defense	James Davis	Alabama A&M
Sept. 24	Offense	Tommy Compton	Delta State
1989			
Sept. 2	Defense	Rick Thomas	Alabama A&M
Sept. 23	Defense	Troy Nelson	Delta State
Oct. 7	Defense	Henry Thomas	UT-Martin
Oct. 28	Offense	Mark Humphrey	Livingston
Nov. 4	Defense	James Davis	West Georgia
1990			
Sept. 1	Defense	James Davis	Alabama A&M
Sept. 22	Defense	James Davis	Delta State
Oct. 6	Defense	Jeff Surbaugh	UT-Martin
Oct. 20	Defense	Michael Jackson	Troy State
Nov. 3	Offense	Troy Nelson	West Georgia
Nov. 10	Defense	James Davis	Valdosta State
1991			
Sept. 7	Defense	Walter Tipton	C. Missouri State
Oct. 19	Defense	Harvey Summerhill	Jacksonville St.
Nov. 2	Defense	Marcus Hunter	West Alabama
1992			
Sept. 5	Defense	Ronald McKinnon	C. Missouri State
Sept. 12	Offense	Brian Satterfield	Miss. College
Sept. 26	Defense	O.J. Patrick	Delta State
Oct. 17	Defense	Sam Graham	Jacksonville St.
Nov. 7	Defense	Tony Foster	West Georgia
Nov. 14	Defense	Mark Williams	Valdosta State
1993			
Sept. 4	Offense	Brian Satterfield	Fort Valley State
Sept. 25	Offense	Tyrone Rush	Delta State
Oct. 2	Defense	Jeff Redcross	Portland State
Oct. 23	Defense	Keith Humphrey	Central Arkansas
Nov. 7	Defense	Ronald McKinnon	Valdosta State
Nov. 14	Offense	Cody Gross	West Georgia
1994			
Sept. 17	Defense	Marcus Keyes	Miss. College
Sept. 24	Defense	Keith Humphrey	Delta State
Oct. 8	Defense	Ronald McKinnon	Youngstown St.
Oct. 22	Defense	Marcus Hunter	Central Arkansas
Oct. 22	Offense	Cody Gross	Central Arkansas
Nov. 5	Offense	Cody Gross	Valdosta State
Nov. 5	Defense	Keith Humphrey	Valdosta State
Nov. 12	Offense	Kenyatta Jones	West Georgia
1995			
Sept. 2	Defense	Reginald Ruffin	Albany State
Sept. 9	Defense	Ronald McKinnon	Alabama A&M
Sept. 30	Defense	Israel Raybon	Miss. College
Oct. 14	Defense	Keith Humphrey	Central Arkansas
Oct. 21	Offense	AJ Lamar	Henderson State
Oct. 21	Defense	Keith Humphrey	Henderson State
Oct. 28	Defense	Ronald McKinnon	Valdosta State
1996			
Sept. 7	Defense	Reginald Ruffin	Alabama A&M
Oct. 19	Defense	Reginald Ruffin	Delta State
1997			
Sept. 8	Defense	Corey Harris	Alabama A&M
Sept. 22	Defense	Michael Moncrief	Texas A&M-Kingsville
Sept. 29	Offense	Travis Carswell	Arkansas Tech
Oct. 11	Offense	Tyler Peterson	SW Louisiana
Nov. 1	Offense	Greg Manson	Central Arkansas
Nov. 8	Defense	Marcus Hill	West Georgia

LION GSC PLAYERS OF THE WEEK

1998

Sept. 26	Defense	Shawn Cash	Central Arkansas
Oct. 24	Special	Corey Harris	Henderson State

1999

Oct. 2	Offense	Tyler Peterson	Ark.-Monticello
Nov. 13	Offense	Tyler Peterson	West Alabama
Nov. 13	Defense	Travis Hawk	West Alabama

2001

Sept. 1	Defense	Sam Fakunle	Lambuth
Oct. 6	Special	Evan Oglesby	Henderson State

2003

Sept. 15	Offense	Will Hall	Jacksonville State
Oct. 13	Defense	Courtney Wright	Ouachita Baptist
Nov. 10	Specialty	Anthony Merritt	West Georgia
Nov. 17	Offense	Will Hall	West Alabama

2004

Oct. 4	Defense	Randy Banks	Central Arkansas
Oct. 4	Specialty	Anthony Merritt	Central Arkansas
Oct. 18	Specialty	Anthony Merritt	Henderson State

2005

Sept. 3	Offense	Vinnie Saylor	Tusculum
Sept. 3	Specialty	Yuta Fukuda	Tusculum
Sept. 17	Offense	Vinnie Saylor	Delta State
Sept. 17	Specialty	Anthony Merritt	Delta State
Oct. 8	Defense	Courtney Wright	Southern Arkansas
Oct. 15	Specialty	Anthony Merritt	Henderson State
Nov. 5	Specialty	Yuta Fukuda	West Alabama

2006

Nov. 13	Offense	Eric Packer	West Alabama
---------	---------	-------------	--------------

2007

Sept. 22	Defense	Craig Fox	Southern Arkansas
Nov. 3	Defense	Tim Hunt	West Georgia

2008

Aug. 28	Offense	A.J. Milwee	Southern Arkansas
Sept. 25	Offense	A.J. Milwee	Harding
Nov. 3	Offense	A.J. Milwee	Ark.-Monticello
Oct. 13	Specialty	Jusmon Rivers	North Greenville
Nov. 10	Specialty	Tom Schneider	West Alabama

2009

Aug. 30	Specialty	Charles McClain	Southern Arkansas
Sept. 6	Defense	Michael Johnson	Carson-Newman
Sept. 13	Offense	Harrison Beck	Henderson State
Sept. 20	Specialty	Kenny Spencer	West Georgia
Oct. 4	Offense	Harrison Beck	Arkansas Tech
Oct. 18	Defense	Quinton Andrews	Delta State

2010

Sept. 13	Offense	Lee Chapple	Glenville State
Oct. 4	Defense	Bryan Thomas	Arkansas Tech
Nov. 1	Defense	Harrison Bryant	Delta State

2011

Sept. 5	Defense	Marcus Dowtin	Central Oklahoma
Sept. 12	Specialty	Janoris Jenkins	Glenville State
Sept. 26	Offense	Lee Chapple	Harding
Oct. 3	Specialty	Janoris Jenkins	Southern Arkansas
Nov. 7	Offense	Lee Chapple	West Georgia
Nov. 7	Defense	Tommie Westbrook	West Georgia
Nov. 14	Defense	Marcus Dowtin	Valdosta State
Nov. 14	Specialty	Tristan Purifoy	Valdosta State

2012

Sept. 3	Defense	Tavarius Wilson	Miles
Sept. 17	Defense	Rod Woodson	Kentucky Christian
Sept. 17	Specialty	Michael Schuster	Kentucky Christian
Oct. 1	Offense	Chris Alexander	Shorter
Oct. 8	Defense	Caleb Massey	Texas A&M-Kingsville

2013

Sept. 9	Offense	Lamonte Thompson	Miles
Sept. 16	Defense	Shaquille Smith	Jacksonville State
Sept. 23	Defense	Gabe Poe	Delta State
Oct. 14	Defense	Tavarius Wilson	West Georgia
Oct. 14	Specialty	Michael Schuster	West Georgia
Oct. 28	Defense	Tavarius Wilson	Valdosta State
Nov. 4	Defense	Tavarius Wilson	West Alabama
Nov. 11	Defense	Gabe Poe	Florida Tech
Nov. 11	Specialty	Philbert Martial	Florida Tech
Nov. 18	Specialty	Michael Schuster	Tarleton State

2014

Sept. 29	Offense	Lamonte Thompson	Valdosta State
Sept. 29	Specialty	Taylor Pontius	Valdosta State
Oct. 13	Specialty	Taylor Pontius	UNC-Pembroke
Oct. 27	Offense	Luke Wingo	West Georgia



Luke Wingo led UNA to a fourth quarter comeback win over West Georgia and was selected GSC Offensive Player of the Week for his efforts

UNA'S CHAMPIONSHIP TRILOGY

NCAA DIVISION II NATIONAL CHAMPIONS *1993, 1994, 1995*



UNA'S CHAMPIONSHIP TRILOGY • 1993-95



From 1993 to 1995 the University of North Alabama football program made history that is yet to be matched in Division II.

- Over that three year span the Lions posted a 41-1 record to become the first collegiate football program to win 40 or more games in just three years.
- UNA became the first team in the history of NCAA scholarship football (FBS, FCS or Division II) to win three consecutive national championships.
- As the official NCAA host institution for the championship, UNA became the first Division II football team to win the National Championship on its own home field.
- Following the unprecedented third straight national title, UNA's players and coaches were invited to the White House to meet members of Congress, Vice President Al Gore and President Bill Clinton - becoming the first Division II team invited to the White House.

THREE IN A ROW . . . the 1993 Championship

UNA's Perfect Season Earns 1993 National Championship

Cody Gross stood on the sideline, apparently done for the day. His helmet was under his arm as back-up quarterback Cale Manley began hurriedly loosening up.

The University of North Alabama offense that had dominated opponents all season had lost all momentum in the second half and the Lions trailed in the 1993 NCAA Division II Championship Game 24-14 in the fourth quarter.

But suddenly a blocked punt by Israel Raybon gave UNA new life and some 11 minutes later, Gross would be lying face down in the end zone after capping a 27-point fourth quarter rally that netted the Lions a 41-34 win and the Division II National Championship.

With Raybon giving the Lions a spark, Gross was again given the chance to bring the Lions back, and did he ever.

First he fired a 24-yard touchdown pass to Demetrea Shelton to make it 24-20, then directed a 66-yard drive that ended with a seven-yard Satterfield TD run that gave UNA a 27-24 lead.

Another 78-yard touchdown drive put UNA up by 10 points but Indiana-Pennsylvania rallied to tie the game at 34-34 with just 45 seconds left.

But Gross again met the challenge, taking UNA 69 yards in six plays.

First he carried on an option run to put UNA into IUP territory, then he passed to Shelton to the Indians one-yard-line.

A one-yard dive by Gross with just 10 seconds left gave UNA the win and its first football national crown.

It was the prefect end to the first perfect season in school and Gulf South Conference history.

In all UNA would break or tie 85 school and Gulf South Conference records.

The Lion players would receive 54 individual awards, including four players who were selected first-team All-American.

It was an amazing season that saw UNA score on its first play from scrimmage, and its last.


It was a season of unprecedented accomplishments for the Lions that followed a solid run at the national championship that fell short in 1992.

UNA left little doubts about its intentions in 1993 when fullback Brian Satterfield

raced 48-yards on the teams first play from scrimmage of the season and scored against Fort Valley State.

The floodgates opened and UNA romped the Wildcats 36-14 behind Satterfield's 243 yards that included a school-record 97-yard TD run.

UNA broke or tied 85 school and Gulf South Conference records in 1993



Brian Satterfield set the tone for the 1993 season, scoring on UNA's first play from scrimmage.

The next week at Alabama A&M, the UNA offense again set the tone, scoring seven touchdowns in a 49-7 rout of the Bulldogs.

And with more than 1,000 total yards in the team's first two games of the season, the UNA offense was just getting warmed up as it churned out 646 yards in week three in a 58-17 mauling of the Delta State Statesmen.

All-American tailback Tyrone Rush, who would finish as the runner-up for the Harlon Hill Trophy as the Division II Player of the Year, surpassed Satterfield's two-week-old record with 248 yards and scored three touchdowns.

That set up the first major test of the

season as the Lions traveled to Portland, Ore., for a national headliner with the Portland State Vikings.

UNA entered the game ranked No. 2 nationally behind North Dakota State, while Portland State was tied for third with New Haven.

The Bison of NDSU lost to Mankato State and by kickoff time on the west coast, everyone realized the Lion-Viking match-up was for the nation's number one ranking.

Portland State struck quickly behind star quarterback Bill Matos, racing to a 14-0 lead. The Lions managed a 10-play, 67-yard drive to make it 14-7, but PSU scored again to go ahead 20-7.

Another PSU score early in the third quarter made it 26-14 and the Lions chances appeared slim. But the defense began to stiffen and Kenyatta Jones, playing in place of an injured Satterfield, began to take charge of the offense.

After UNA rallied for 10 points in the third quarter to make it 26-24, a three-yard TD run by Rush gave the Lions their first lead at 30-26 with 26 seconds left in the third quarter.

A pair of touchdowns by Jones on runs of 55 and 17 yards made it 44-26 before UNA allowed a late score and settled for a 44-32 win.

The following Monday UNA claimed the nation's top ranking for the first time in the history of the program and would hold that spot for the remainder of the season.

Mississippi College was the first to challenge UNA's No. 1 ranking and the Choctaws battled to take a 28-27 lead over UNA with 12:20 left in the game in Clinton, Miss.

A 55-yard TD run Jones and a 20-yard Jamie Stoddard field goal brought the Lions back and gave UNA a 38-28 win to go 5-0 overall and 2-0 in the GSC.

A 17-0 win over Henderson State and a 27-10 win on the road at Central Arkansas on the Bears' Homecoming gave UNA a 7-0 record entering its own Homecoming against Livingston.

That game would again shatter numerous school records as UNA rolled to a 65-15 win with 565 yards of offense.

The Lions clinched the GSC title for the first time since 1985 the following week at Valdosta State as the UNA defense picked off five Chris Hatcher passes and helped pave the way for 21 second half points as UNA won 31-21 on the Blazers home field.



Israel Raybon (97) blocked an IUP punt in the fourth quarter to turn around the NCAA Division II National Championship Game. UNA scored 27 points in the final period for a 41-34 win.

A 41-14 win at home over West Georgia closed the first perfect regular-season in school history and, by virtue of UNA's No. 1 ranking, guaranteed the Lions the home field for every Division II playoff game.

In the opening round, South Atlantic Conference champion Carson-Newman couldn't meet the challenge as UNA raced to a 21-0 lead and settled for a 38-28 win over the Eagles with 455 yards of offense.

In the quarterfinal round, unbeaten Hampton hoped to avenge a home playoff loss to UNA in 1992 by downing the Lions on their home field. But the Pirates, although hanging close in the first half, were no match for the Lions as UNA recorded a 45-20 win and moved on to the semifinals.

The Lions gained 570 yards offensively and totally stifled Hampton in the final two periods.

Needing just one more win to reach the Division II Championship Game in had hosted since 1986, UNA faced a Texas A&M-Kingsville team that started the season 0-5 before winning seven

straight. The Javelinas continued to ride that momentum against UNA, blocking a punt for a touchdown just before halftime and adding three second half touchdowns to make it 27-25 with just 2:42 left in the game.

A successful two-point conversion would likely send the game to overtime, but Louis Fikes halfback pass fell incomplete in the end zone and UNA marched on to the title game.

The championship week in the Shoals area was a true extravaganza as the community turned out in full force to urge the Lions on.

An overflow crowd of almost 16,000 was in Braly Stadium for the title game and an additional national television audience watched on ESPN.

When it was all over, Doug Porter, the chairman of the Division II Football Committee said "Division II football will never be the same again. This day has taken NCAA Division II football to a level it has never seen before. What a great feeling it is to be a part of something like

this.

"This game had all the elements of a great championship," Porter added. "The stadium was sold out, the atmosphere and enthusiasm was great and the best two teams in the country put on a great show."

Numerous awards followed for the Lions, with head coach Bobby Wallace selected as NCAA Division II Coach of the Year by Kodak, Chevrolet and the Football Gazette.

Rush, linebacker Ronald McKinnon, offensive linemen Jeff Surbaugh and defensive end Jeff Redcross were all selected first-team All-American, with Redcross chosen as the GSC Defensive Player of the Year and Rush being named the league's Offensive Player of the Year for the second straight season.

THREE IN A ROW . . . the 1994 Championship

North Alabama Successfully DEFENDS it's Division II National Championship

Offense won the University of North Alabama its first NCAA Division II football national championship in 1993, and so it was only appropriate that the Lions title defense should fall upon the Defense.

In 1993, runningbacks Tyrone Rush and Brian Satterfield were featured on the cover of the team's media guide, proclaiming "Double Trouble" for the Lions opponents. The Lions then went 14-0 behind an offense that shattered virtually every school and conference rushing and scoring record.

And even in the Division II National Championship Game, it was a 27-point fourth quarter by the Lions offense, including a touchdown with just 10 seconds left against Indiana-Pennsylvania, that gave UNA it's first football national championship.

In 1994, linebackers Ronald McKinnon and Keith Humphrey scowled on the cover of the Lions pre-season media guide as they DEFENDED the 1993 championship trophy, making it clear to any challengers that the Lions were intent on retaining the championship.

And defend they did.

While UNA's triple-option offense rolled up record numbers through the first four games, the Lions Purple Swarm defense looked untouchable, posting three shutouts in the first four games.

By season's end, UNA was second in the nation in two defensive categories, fourth in two others, and ready to defend its championship in the Division II playoffs.

With narrow wins over Carson-Newman and Valdosta State in the first two rounds and a romp of North Dakota in the semifinals, only Texas A&M-Kingsville stood between the Lions and a share of Division II history.

The Lions found themselves in a similar situation as in 1993. Clinging to a 16-10 lead late in the fourth quarter over Texas A&M-Kingsville, the UNA defense had its back to the wall. The Javelinas were driving and chewing up the clock.

Then, almost as scripted, with just 2:22 left in the game, McKinnon stepped in front of a Wilson Scott pass at the UNA 18-yard line, tipped it twice, got it under control, and raced 27 yards in the other direction.



Linebackers Ronald McKinnon (44) and Keith Humphrey (42) helped put down Valdosta State, and 12 other Lion opponents.

Another interception by Paul Sanders in the final minute closed the door for good on the Javelinas and the Lions had their second straight championship.

Not only did North Alabama become just the third school in NCAA Division II history to win back-to-back national championships, joining Southwest Texas State (1981-82) and North Dakota State (1985-86), but also became the first school in the history of NCAA competition on any level to have won two national championships in both football and basketball. UNA claimed Division II basketball titles in 1979 and 1991.

The Lions finished 13-1 in 1994, with the only loss coming on the road to eventual I-AA national champion Youngstown State, 17-14.

UNA's record run pushed the school's winning streak against Division II opponents to 27 straight and the Lions ranked No. 1 nationally in the Division II poll for the entire season, running that streak to 17 consecutive polls in the top spot.

The Lions became just the third school to win back-to-back Gulf South Conference titles, and the team would produce an unprecedented 12 first-team All-GSC selections and seven All-Americans, with five players from the Purple Swarm named to All-America teams.

UNA opened the season with a 35-0 romp of Fort Valley State on the road, pounding the Wildcats with 618 total

yards and 494 yards rushing. Kenyatta Jones rushed for 161 yards and scored three touchdowns, while the Lion defense allowed just 41 yards rushing on 31 attempts and surrendered just 87 total yards.

Game two was a similar story. Playing at home at Braly Stadium for the first time since winning the 1993 championship, and in front of a sell-out crowd of more than 14,000, UNA raced to a 58-0 lead over Alabama A&M with 7:22 left in the third quarter. The Lion offense rushed for 333 yards and had 395 total yards, but the defense caused four turnovers and held the Bulldogs to a minus 19 yards rushing. A&M scored twice late in the game on the Lions reserves, but UNA was 2-0 with a 58-13 win.

The Lions opened the Gulf South Conference portion of their schedule the following week at home against Mississippi College and ripped the Choctaws 24-0 and gave up just 58 yards rushing.

The next week at Delta State UNA posted a 38-0 win to go 4-0, giving up just 51 yards rushing. Jones rushed for 106 yards and scored twice for the Lions.

An open date the following week gave the Lions time to prepare for the defending I-AA national champion Penguins of Youngstown State.

It didn't start well for the Lions, as Youngstown State took its opening possession and marched 72 yards in



The Lions played in front of record crowds in 1994, that included two sell-outs.

seven plays to score. But that would be it for the Penguins until the fourth quarter. The UNA defense, behind the play of McKinnon and tackle Marcus Keyes, closed the door on YSU, and UNA finally tied the game late in the third quarter on a one-yard run by quarterback Cody Gross.

The Penguins went on top again early in the final period, but Gross responded with a 62-yard scoring pass to Michael Edwards to make it 14-14 with 12:59 left. The outcome was finally decided when Paul Massaro booted a 30-yard field goal with 7:33 left to give Youngstown a 17-14 lead. UNA marched back to midfield but was stopped on a fourth down try, and the Lions 18-game winning streak had stopped.


With the impressive showing against a I-AA power, UNA held its spot atop the Division II poll, however, and the quest for the Division II title continued.

First UNA romped Henderson State 41-7 on the road, then the Lions turned their attention to a powerful Central Arkansas squad for Homecoming. Everything went UNA's way in the first half as the Lions rolled to a 28-0 lead behind 112 yards rushing and 135 yards passing from Gross. But the offense failed to gain a first down in the second half and the Bears rallied for 21 points before UNA's defense closed the door on a 28-21 win.

A 50-7 rout of Livingston set up the much anticipated matchup between the No. 1 ranked Lions and the No. 2 ranked Blazers of Valdosta State. UNA brought in the premier defense in Division II to meet the most explosive offense, led by eventual Harlon Hill Trophy winner Chris Hatcher. But this one was a mismatch as UNA crushed the Blazers on a soggy field, rolling to 31-7 and 38-13 leads before settling for a 38-21 win. Hatcher and the Blazers spent most of the night on the run from UNA's Purple Swarm, as the Lions intercepted four passes, recovered two fumbles, recorded three sacks and had five tackles for loss.

A 37-25 win over West Georgia closed the regular season at 9-1, and UNA turned its attention to the Division II playoffs.

Carson-Newman was the Lions opening round opponent for the second straight year, and the Eagles and Lions battled to a scoreless tie at halftime. UNA broke on top 10-0 in the second half on a Jamie Stoddard field goal and a Jarius Hayes end-around for a touchdown, but Carson-Newman struck for two quick touchdowns and held a 13-10 lead with 11:20 left in the game. The Lions drove down to the



Jamie Stoddard's 17-yard field goal against Valdosta State gave UNA a 27-24 double-overtime win.

Eagles 16-yard line, where they faced a fourth-and-six call. Stoddard booted a 33-yard field goal to tie the game, but the Eagles were offside, and UNA's Bobby Wallace decided to take the points off the scoreboard and go for a fourth-and-one at the 11. Senior Anthony Brooks, who missed the 1993 championship drive with a knee injury, burst through the left side and went 11 yards for a game-winning touchdown as UNA downed the Eagles 17-13, and advanced to the second round.

The Valdosta State Blazers were primed for their second chance at the Lions, but the game appeared headed in the same direction as UNA held a 17-3 lead in the fourth quarter. VSU rallied for two scores and suddenly the two GSC rivals were looking at the first overtime game in either's football history. Both scored touchdowns on their opening possessions in the extra period to make it 24-24, but Keyes blocked a Blazer field goal attempt in the second overtime, setting the stage for a game-winning 17-yard field goal by Stoddard for a 27-24 Lion win.

North Central Conference champion North Dakota was no match for UNA in the semifinal as the Lion's Michael Edwards returned the opening kickoff for a touchdown and UNA built a 35-0 lead before allowing a late score.

In the championship game, UNA played on a wet field for the fourth time, but Kenyatta Jones didn't slip in the first quarter when he went 90 yards for a touchdown on the longest run in

championship game history.


A Stoddard field goal and a Gross one-yard run made it 16-3 at the half, but again the offense sputtered in the second half, and it was up to the Purple Swarm to hold the line on the national title - and it did, once again.

Closing the season with 159 tackles, McKinnon became one of the most honored athletes in school history. He was a first-team All-America selection by the Associated Press, the American Football Coaches Association, the Football Gazette, the Division II Sports Information Directors and C.M. Frank. He was also first-team All-GSC for the third straight year, named GSC Defensive Player of the Year, and was selected as Division II National Player of the Year by CNN's College Football Preview show, as selected by Danny Sheridan.

Joining McKinnon on the various All-America teams were linebacker Keith Humphrey, defensive linemen Israel Raybon, Marcus Hunter and Marcus Keyes, and offensive linemen Kin Taylor and Jon Thompson.

Stoddard, punter Lee Morris, defensive back Gerald Smith, tight end Jarius Hayes and split end Michael Edwards were also first-team All-GSC picks.

Head coach Bobby Wallace was named Division II National Coach of the Year by ABC and Chevrolet, the American Football Coaches Association, the *Football Gazette* and *College Sports* magazine.



Cody Gross led UNA to a 13-1 record in 1994 and a second straight Division II National Championship

THREE IN A ROW . . . the 1995 Championship

NORTH ALABAMA ROLLS TO UNPRECEDENTED THIRD STRAIGHT NATIONAL TITLE

For the University of North Alabama, an unprecedented third straight NCAA Division II national championship appeared as easy as 1-2-3.

In taking two previous national titles in 1993 and 1994, the Lions had to leap some hurdles to get to the title game, then had to rely on some last minute heroics from quarterback Cody Gross and linebacker Ronald McKinnon to secure those respective titles.

The 1995 Lions would have none of that, however. They simply dominated their field of play like no other team in college football history.

And when the season finally ended with a 27-7 win over Pittsburg State, it seemed almost anticlimactic. The Lions had done what they were expected to do and ended the 1995 season with no worlds left to conquer.


As a two-time defending national champion with 45 lettermen and 19 starters returning, the Lions entered 1995 with the pressure and expectation of trying to accomplish something that no previous Division II school had done. But the Lions managed to maintain their focus each Saturday throughout the regular-season, dominating 10 straight opponents, then clobbering four more in the playoffs by a combined 138-49 score.

Not only did UNA finish the season at 14-0 with its third straight conference and national championships, but both titles put the Lions in a class by themselves.

UNA's third straight national title marked the first time in the history of NCAA scholarship football (Division I, I-AA or II) that a school had won three consecutive national championships. And with a 41-1 record over that three-year span, UNA became the first team in the history of college football on any level to win 40 or more games in just three years.

In addition, UNA's third straight GSC title marked the first time in the league's 25-year history that any school had won three straight football championships.

The Lions dominance of Division II wasn't only in the post-season either. After taking over the top spot in the Division



With starting quarterback Cody Gross out of the starting lineup with a hip injury, Cale Manley (10) took center stage and directed a 76-yard, 12-play scoring drive on the Lions opening possession and UNA rolled to its third straight national championship with a 27-7 romp of Pittsburg State.

II poll on Oct. 4, 1993, the Lions have maintained that ranking in every Division II poll since, setting another national record with 27 consecutive No. 1 rankings over a three-year period.

Individually, the Lions were also one of the most recognized groups in college football history.

A total of 10 different UNA players were selected for various All-America teams, and linebacker Ronald McKinnon became the first defensive player in the ten-year history of the Harlon Hill Trophy to be named as the Division II College Football Player of the Year.

The Lions senior class of 1995 closed their collective careers as the winningest class in school and Gulf South Conference history, with a 48-5-1 record that included 41 consecutive wins against Division II opponents and 22 straight conference wins.

Both the Lions offense and defense were dominant in 1995, and nowhere was that better demonstrated than in the championship game.


Pittsburg State had averaged 318 yards per game during 1995, but managed just 50 yards on 15 carries in the first half against UNA, while the Lions rolled up 248 total yards in the first 30 minutes with a make-shift offensive backfield.

With starting quarterback Cody Gross sidelined for the first time since 1992 with a hip injury, senior back-up Cale Manley stepped in and directed a 76-yard, 12-

play drive on UNA's opening possession. Jermaine Roberts went the final 28 yards untouched through a huge hole for the game's first score with 8:04 left in the opening period.

The Lions also turned to third-string fullback Nate George to start when 1,000-yard rusher A.J. Lamar went down with a stomach virus.

The Lions never missed a beat, and when McKinnon pounced on a PSU fumble early in the second quarter, Gross limped onto the field to give the team an additional



Jermaine Roberts (1) scored twice in the 1995 championship game.

emotional charge that also electrified the partisan UNA crowd of 15,241.

Gross, who closed his career at UNA with a 41-2 record as a starter, completed a pass to Demetrea Shelton on his first play and led a five-play drive that was capped by a five-yard TD run by Roberts. Gross would also fire a 13-yard touchdown pass to Michael Edwards with five seconds left in the half to make it 21-0, capping a 69-yard, 11-play drive.

The only bright spot for Pittsburg State came in the final period, when Ben Peterson recovered a UNA fumble and Jeff Moreland tossed a 15-yard touchdown pass to Chris Hudson on the next play for the Gorillas only score.

UNA answered with a score of its own, with George bulling in from one yard out with 34 seconds left to make it 27-7.

Moreland was picked off four times and the Gorillas were held to 99 yards rushing and just 176 total yards by UNA's Purple Swarm defense. UNA dominated the line of scrimmage, controlling the ball for 40:13, while PSU had it just 19:47.

Jermaine Roberts led UNA's championship game effort with 107 yards on 20 carries and scored twice. Gross, in limited duty and in severe pain, completed eight of 13 passes for 102 yards and a touchdown.

McKinnon, as always, led UNA's defensive charge with 14 tackles, one tackle for a five-yard loss and recovered a fumble that led to UNA's second touchdown. He closed his career as the all-time leading tackler in school and Gulf South Conference history with 621 career tackles.

Bobby Wallace, who has been named Division II National Coach of the Year in both 1993 and 1994, was honored again in 1995 by the American Football Coaches Association, ABC and Chevrolet, CNN, American Football Quarterly and the Football Gazette.

UNA opened the 1995 season at home against an Albany State squad that had reached the Division II playoffs in 1994. At halftime, the Lions trailed 13-6 but rallied to score on their first possession of the second half and scored 28 third quarter points on the way to a 41-13 blowout of the Rams.

The Lions followed with a 49-0 thumping of Alabama A&M, a 30-0 rout of Delta State and a 41-3 win over Mississippi College to quickly move to 4-0.

An eventual playoff team, West Georgia provided the next test and trailed just 14-13 at the half, but UNA again rolled in the



Harlon Hill Trophy winner Ronald McKinnon helped slam the door on Pittsburg State, just as he had done on 48 previous Lion opponents during his career.

second half and went on to a 34-19 win.

A 28-7 win in a defensive struggle at Central Arkansas pushed UNA to 6-0 as the Lion defense scored twice. Then the Reddies of Henderson State charged into Braly Stadium, ready to end the Lions string of successes. Henderson only led once in the game, at 14-7, the Reddies would not go away and UNA managed to hold on for a 33-28 win behind 216 yards rushing from A.J. Lamar.

A 26-9 rout of Valdosta State, a 52-17 whipping of Arkansas Tech and a 42-10 victory over West Alabama closed the Lions regular-season at 10-0 and gave the Lions a full head of steam for the playoffs.

In the opening round, UNA again met Albany State, and again found itself trailing at the half, 14-10. But the Lions again scored on their opening possession of the second half and never looked back, scoring 28 second half points on the way to a 38-28 win.

Carson-Newman was then eliminated from the playoff picture for the third straight year by the Lions, although the Eagles held a 7-0 lead near the end of the first quarter. Gross rambled 90 yards, going from sideline to sideline on his way to the end zone, to tie the game, and UNA dominated the rest of the way to whip the Eagles 28-7.

Undefeated Ferris State was the Lions semifinal opponent, but the Bulldogs were no match for UNA as McKinnon dominated a head-to-head show with fellow Hill finalist

Bill Love, intercepting two passes and sacking Love once.

UNA won 45-7 in a runaway, with the only down moment coming when Gross suffered a hip injury at the end of a 31-yard touchdown run on UNA's opening possession.

In claiming the Division II title, UNA gave the Gulf South Conference its fourth straight Division II football crown and sixth football championship in the last nine years.

The Lions closed 1995 with numerous streaks still intact, including 26 straight home field wins, 18 straight wins over nationally ranked Division II opponents, 12 straight NCAA playoff wins and 23 straight wins overall.

McKinnon became just the fifth player in Division II history to be a three-time consensus All-American, and was just one of 10 Lions to receive All-America honors. He was joined by linebacker Keith Humphrey, defensive linemen Israel Raybon, Marcus Keyes and Reginal Ruffin, defensive back Gerald Smith, quarterback Cody Grossm tight end Jarius Hayes and offensive linemen Jon Thompson and Michael Williams.

IMPORTANT DATES in UNA Football History

1912

The Lions played their first football game in school history against Sewanee but lost 101-0.

1928

The Lions dropped their football program after disappointing results over the first 17 years of competition.

March 30, 1949

Florence State Teachers College President Dr. E.B. Norton called a student assembly to announce that football would be renewed.

September 29, 1949

The Lions played their first game of the modern era against Jacksonville State on the road at Jacksonville. The Lions lost that game 12-7.

October 8, 1949

The Lions got their first win of the modern era, defeating Howard College 28-7 in Florence.

1952-64

The Lions went 31-0-2 against schools from the state of Alabama over this 12-year period, beginning with a 32-6 win over Livingston in 1952 and ending with a 21-7 loss to Troy State in 1964.

November 21, 1959

The Lions lost 42-7 against Vanderbilt in Nashville, in their first and only game against a Southeastern Conference opponent.

1960

The Lions won the Alabama Collegiate Conference Championship, which was the school's first conference football championship.

1969


The Lions head football coach Hal Self retired and former Lion player and assistant coach Durell Mock was hired as the school's second head football coach.

1971


The University of North Alabama becomes a charter member of the newly formed Gulf South Conference.

November 11, 1978

UNA downs Mississippi College 30-0 at home to run its record to 7-1-1. It marked the first time a Lion football team had won as many as seven games in 17 years (since 1961).



First home football program cover on Oct. 8, 1949. That game was also UNA's first win, 28-7 over Howard College - now known as Samford. One opposing player listed in the program would go on to become a household name in collegiate football - Howard halfback Bobby Bowden.



UNA's first NCAA Division II playoff appearance came on November 29, 1980 at Braly Stadium against Virginia Union. The Lions won that game 17-8. Through the 2008 season, UNA now has more playoff wins (26) than any current Division II member institution.

September 6, 1980

Playing in a newly renovated Braly Municipal Stadium for the first time, UNA romped Division I-AA Middle Tennessee State 36-0. Braly had been expanded from 8,000 to 13,000 seats.

November 22, 1980

The Lions beat Jacksonville State 35-28 in Jacksonville, Ala. to win their first Gulf South Conference football title.

November 29, 1980

The Lions played their first NCAA Division II playoff game at home at Braly Stadium against Virginia Union University, with UNA taking a 17-8 win.

December 25, 1984

Daryl Smith became UNA's first player to participate in the Blue-Gray All-Star Classic.

December 7, 1985

A 34-0 win at Braly Stadium over previously undefeated Bloomsburg, Pa., lands the Lions in the NCAA Division II National Championship Game.

December 14, 1985

The Lions made their first appearance in the NCAA Division II Championship game, playing in the Palm Bowl in McAllen, Texas. The Lions lost to North Dakota State 35-7.

December 11, 1986

The first Harlon Hill Trophy, the NCAA Division II College Football Player of the Year award, was presented in the UNA student union building to Jeff Bentrism of North Dakota State University as a part of the Division II championship week activities.

December 13, 1986

The University of North Alabama served as the host school for the NCAA Division II National Championship Game for the first time.

December 15, 1987

Bobby Wallace was hired as the fifth head coach in UNA history.

September 24, 1988

UNA downed Delta State 27-24 on the road in Cleveland in a game that was stopped twice for tornado warnings. It marked the Lions first win under new head coach Bobby Wallace.

1980's

The Lions had the winningest program in the Gulf South Conference during the 1980s, posting a 74-34-5 record.

IMPORTANT DATES *in UNA Football History*

September 1, 1990

A crowd of 14,683, the largest in school history to that date, overflowed Braly Stadium for the 1990 opener against Alabama A&M, with UNA taking a 25-0 win. It was the first official sell-out in school history.

October 4, 1993

The Lions were ranked No. 1 in the NCAA Division II poll for the first time in school history, following a 44-32 win over Portland State in Portland.

December 10, 1993

Senior Lion running back Tyrone Rush finishes as the runner-up for the Harlon Hill Trophy as the NCAA Division II Player of the Year behind New Haven running back Roger Graham.

December 11, 1993

The Lions defeated Indiana, Pa., 41-34, to claim their first NCAA Division II National Championship with an overflow crowd of 15,631.

September 10, 1994

Pride Rock is unveiled for the first time at a Lion football game and the Lions respond with a 58-13 win over Alabama A&M in front of a sell-out crowd at Braly Stadium.

November 14, 1994

The Lions have an unprecedented 12 first-team All-Gulf South Conference selections.

December 10, 1994

UNA defeats Texas A&M-Kingsville 16-10 at Braly Municipal Stadium to claim a second straight NCAA Division II National Championship in front of a sell-out crowd of 13,526.


November 11, 1995

The Lions downed West Alabama 42-10 to claim an unprecedented third straight Gulf South Conference championship, closing the season with an 8-0 GSC record. The Lions also ran their streak of regular-season GSC wins to 22 games.


December 2, 1995

UNA downed Ferris State 45-7 at Braly Stadium in the semifinals of the Division II playoffs to become the first school in the history of collegiate football on any level to win as many as 40 games in just three seasons.


NCAA Division II National Championship program covers from UNA's three straight title wins



1993 vs. Indiana, Pa.



1995 vs. Texas A&M-Kingsville



1995 vs. Pittsburg State

December 8, 1995

UNA linebacker Ronald McKinnon became the first defensive player to win the Harlon Hill Trophy as the NCAA Division II College Football Player of the Year. The senior from Elba received the award at the Florence Conference Center in front of a sell-out crowd of almost 800.

December 9, 1995

UNA became the first school in the history of NCAA scholarship football (Division I, I-AA or II) to win three straight national championships. The Lions dominated previously undefeated Pittsburg State 27-7 in front of an overflow crowd of 15,241.

The Lions completed their second perfect season in three years, going 14-0.

August 31, 1996

UNA's overall 23-game winning streak and 41-game winning streak against Division II schools ended on the road at Albany State in a season-opening 17-10 loss.

September 9, 1996

For the first time in almost three years, the UNA Lions were not ranked No. 1 in the NCAA Division II poll. UNA had been ranked No. 1 in every poll since Oct. 4, 1993, or in 27 straight polls. After debuting as No. 1 in the 1996 pre-season poll, UNA was dropped to ninth in the Sept. 9 poll with a 1-1 record.

September 14, 1996

The Lions tied an NCAA Division II record with their 28th consecutive home win, downing Southern Arkansas 27-9.

September 28, 1996

UNA's 23-game Gulf South Conference winning streak and 28-game home win streak were ended in a stunning 38-35 loss to previously winless Arkansas Tech.

October 11, 1997

UNA picked up its first win ever over a Division I football team, and played the longest game in school history, to that point, in the process, with a 48-42 four overtime win at Southwestern Louisiana. It is one of only a handful of wins ever by NCAA Division II teams over Division I-A opponents.

December 15, 1997

UNA hires Bill Hyde as the sixth head football coach in school history, after Bobby Wallace left to become head coach at Temple University.

IMPORTANT DATES *in UNA Football History*

November 10, 2001

Bill Hyde retires as head coach after four seasons and 21 total years at UNA.

January 3, 2002

UNA hires Mark Hudspeth seventh head football coach in school history after Bill Hyde retired.

November 1, 2003

UNA knocked off No. 1 ranked Valdosta State 17-10 at Basemore-Hyder Stadium in Valdosta.

November 5, 2003

The Lions closed the first perfect 11-0 regular-season in school history and claimed UNA's seventh GSC football championship with a 44-10 win over West Alabama.

December 12, 2003

UNA quarterback Will Hall won the Harlon Hill Trophy, giving the Lions their second recipient of the award named for another former Lion standout.

November 12, 2005

Lions make 12th NCAA playoff appearance, knocking defending national champion Valdosta State out of the field with a 40-13 road win.

December 3, 2005

UNA reaches semifinals of Division II playoffs for the seventh time, losing 25-24 in the closing seconds to NW Missouri State.

January 17, 2006

Lion center Lance Ancar is named winner of the Rimington Trophy as the top center in Division II.

November 11, 2006

Lions down West Alabama 45-3 to close fourth perfect regular-season in school history at 10-0.

December 15, 2006

Former Lion quarterback Cody Gross is inducted into the Division II Football Hall of Fame.

December 14, 2007

Former Lion linebacker Ronald McKinnon is inducted into the Division II Football Hall of Fame.

June 18, 2008

Former Lion linebacker Ronald McKinnon is inducted into the College Football Hall of Fame in South Bend, Ind.

UNA's Ronald McKinnon was inducted into the College Football Hall of Fame in 2008



November 8, 2008

With a 41-9 win at West Alabama, the Lions secured their fourth straight season with 10 or more wins for the first time in school history.

December 6, 2008

UNA reaches semifinals of Division II playoffs for the eighth time, losing 41-7 to NW Missouri State.

December 13, 2008

Head coach Mark Hudspeth resigns after seven seasons at UNA with a 64-21 record, two GSC championships and five NCAA playoff appearances.

January 1, 2009

Terry Bowden is introduced as the eighth head football coach in UNA's modern history.

October 19, 2009

UNA ranked No. 1 in the Division II National poll for the second time in school history and the first time since 1996. In their first outing after receiving the No. 1 ranking, the Lions devastated Valdosta State 62-27, which was the most points a Blazer team had allowed in the history of the program.

November 7, 2009

Lions lose their No. 1 ranking in the longest game in school history, a 31-28 four-overtime loss at home to West Alabama. The Lions had opened the Terry Bowden era with ten consecutive wins.

November 21, 2009

UNA makes its 15th overall appearance in the Division II playoffs, defeating Arkansas Tech 41-28 at home.

September 13, 2010

The 400th win in UNA football history comes in the form of a 54-10 road win at Glenville State.

November 20, 2010

UNA makes its 16th overall appearance in the Division II playoffs, defeating Valdosta State 43-20.

December 17, 2010

Former UNA football coach Bobby Wallace is inducted into the Division II Football Hall of Fame.

December 22, 2011

Terry Bowden resigns after three seasons as head football coach at UNA. He had a 29-9 record and led the Lions to three straight playoff appearances.

IMPORTANT DATES *in UNA Football History*

January 2, 2012

Bobby Wallace returns as head coach of the Lions.

November 16, 2013

UNA is first GSC school to win 10 football conference titles with share of 2013 crown.

November 23, 2013

UNA makes 18th NCAA Division II Playoff appearance, tying record for most by any Division II institution.

November 13, 2014

UNA is first GSC school to win 11 football conference titles with share of 2014 crown.

November 20, 2014

UNA makes 19th NCAA Division II Playoff appearance and is still tied for the most in Division II history.


The 2015 season will mark the 20th anniversary of the University of North Alabama's 1995 NCAA Division II Football National Championship. UNA remains the only program in the 42-year history of Division II to have won three consecutive national titles. The Lions went 41-1 over the three-year period from 1993-95, with the lone loss coming to Division I-AA National Championship Youngstown State in 1994.



LION FOOTBALL GLOSSARY ... 1949 - 2014

The ACC

No it's not the Atlantic Coast Conference. At least not for this reference. It was the Alabama Collegiate Conference, which the Lions competed in during the 1960's. The four state supported colleges - Florence State (now UNA), Troy State, Jacksonville State and Livingston (now West Alabama) - formed the ACC in 1960. The Lions won the conference football crown in 1960 and 1961 and shared the title in 1962 and 1963 with Jacksonville State. The Lions produced numerous All-ACC players throughout the 1960's but those records are incomplete.



Above is the Lions' first conference championship football team - the 1960 Alabama Collegiate Conference Champions

Alabama Domination

For 13 seasons, from 1953-63, the Lions had a combined 31-0-2 record against schools from the state of Alabama. Those squads, under the direction of Hal Self, never lost a game to Jacksonville State, Troy, West Alabama or Samford.

Alabama Sports Hall of Fame

Former Lion football players George Lindsey, Harlon Hill and Ronald McKinnon, former Lion football coaches Hal Self, Bobby Johns, Bobby Wallace and Mickey Andrews and former Lion basketball coaches Wimp Sanderson, Bill Jones and Wendel Hudson have been inducted into the Alabama Sports Hall of Fame. Hill became UNA's first inductee in ASHOF in 1976, followed by Lindsey in 1983, Sanderson in 1990, Self in 1996, Hudson in 2001, Wallace in 2004 and Andrews in 2006. McKinnon and Johns were inducted as part of the Class of 2010. Bill Jones was added in 2013. Located in Birmingham, ASHOF honors the state's sports legends.



George "Goober" Lindsey (center), Hal Self (far left) and Harlon Hill (second from left) have all been inducted into the Alabama Sports Hall of Fame

All-Americans

The Lions have had numerous All-Americans, including an unprecedented seven players selected to various All-America teams in 1994, followed by an even more unbelievable 10 selections in 1995. UNA had four first-team picks in 1993 and had four All-American picks last season. The school's first All-American was end Harlon Hill in 1953. In all UNA has had 73 different players chosen first, second or third-team All-American, with linebacker Ronald McKinnon becoming one of just five players in Division II history at the time to be a three-time consensus first-team All-American. Linebackers James Davis, running back Tyrone Rush, defensive linemen Marcus Keyes and Israel Raybon, offensive guard Jon Thompson, defensive end/linebacker Reginald Ruffin, receiver/kick returner Anthony Merritt, punter Will Batson, linebacker Michael Johnson, offensive lineman Kyle Thornton and linebacker Tavarius Wilson were named first-team All-American in two different seasons. Ruffin is the only Lion athlete to ever be All-American at two different positions - selected as a defensive end in 1996 and as a linebacker in 1997. Safety Harvey Summerhill and cornerback Gerald Smith were named second-team as juniors and first-team as seniors.



Tight end Bennie Jennings was an All-American pick in 1990

All-Star Games

A total of 38 Lion players have participated in post-season all-star games. Defensive back Darryl Smith played in both the Blue-Gray Classic and the Senior Bowl in 1984 and defensive back Lewis Billups followed in 1985, also playing in both games. In 1990, offensive tackle Mike Nord was selected for the Senior Bowl and the East-West Shrine game. In 1993, running back Tyrone Rush and offensive guard Jeff Surbaugh played in the inaugural Snow Bowl/NCAA Division II All-Star Game in Fargo, N.D., followed by center Kin Taylor and defensive end Marcus Hunter in 1994, linebacker Ronald McKinnon and tight end Jarius Hayes in 1995, defensive back Gerald Smith in 1996, linebacker Reginald Ruffin and offensive lineman Joe Washington in 1997 and tight end Bobby Collins and punter Tony Faggioni in 1998. McKinnon was selected as the East team's Defensive Most Valuable Player. In 2000 the Snow Bowl moved to Kingsville, Texas and was renamed the Cactus Bowl, and Larry Paul and Chad Sears played in the game.

Tight end John Bradley played in the game in 2002, quarterback Will Hall in 2003 and defensive back Evan Oglesby in 2004. Lee Vickers and Blake Farris played in the 2005 Cactus Bowl and Jason Messing and Tim Hunt in 2007. Ed Gant, Tom Schneider and Mike McLendon played in the 2008 Cactus Bowl. Also in 1995, defensive tackle Marcus Keyes played in the Blue-Gray Classic and the Senior Bowl and defensive tackle Israel Raybon played in the Blue-Gray Classic and the East-West Shrine Classic, with Raybon selected as the Gray's Defensive Most Valuable Player in the Blue-Gray game. In 2011 Janoris Jenkins played in the Senior Bowl and Jamie Dixon and Wes Holland played in the Hansen Bowl Small College All-Star Game. Following the 2013 season defensive back Nick Williams played in the NFLPA All-Star Game. 2014 senior Taylor Pontius played in the College Gridiron Showcase.



Darryl Smith at 1984 Blue-Gray Classic

LION FOOTBALL GLOSSARY ... 1949 - 2014

Arkansas Streak

From 2005-10 North Alabama won 27 consecutive games against schools from the state of Arkansas. The Lions lost to Central Arkansas in the regular season - 29-26 in two overtimes on Sept. 29, 2005. The Lions next loss to an Arkansas school was 24-23 in overtime on Oct. 23, 2010. During UNA's 27-game winning streak over Arkansas schools, the Lions outscored them 1,100 to 384 for an average score of 41-14.

UNA's Arkansas Streak	
2005 @ Southern Arkansas.....	31-21
2005 Henderson State.....	38-10
2005 @ Central Arkansas.....	41-38 (OT)
2006 Harding.....	41-14
2006 @ Southern Arkansas.....	40-10
2006 Arkansas Tech.....	38-14
2006 @ Ouachita Baptist.....	47-10
2006 Arkansas-Monticello.....	47-7
2007 @ Harding.....	58-17
2007 Southern Arkansas.....	27-8
2007 @ Arkansas Tech.....	27-20
2007 Ouachita Baptist.....	40-7
2007 @ Arkansas-Monticello.....	46-7
2008 Southern Arkansas.....	57-14
2008 Henderson State.....	45-20
2008 Harding.....	52-0
2008 @Arkansas Tech.....	45-24
2008 Arkansas-Monticello.....	45-14
2009 @Southern Arkansas.....	41-9
2009 @Henderson State.....	43-26
2009 @Harding.....	38-0
2009 Arkansas Tech.....	42-17
2009 @Arkansas-Monticello.....	27-13
2009 Arkansas Tech.....	41-28
2010 Henderson State.....	27-10



2010 Southern Arkansas	48-6
2010 Arkansas Tech	28-0

Beating No. 1

On November 1, 2003, UNA knocked off the No. 1 team in the nation - downing Valdosta State 17-10 in Valdosta. It was UNA's first win over a top ranked team.

Brains and Brawn

Fourteen different UNA football players have been selected first-team All-Gulf South Conference and Academic All-GSC as well. That list includes Hamp Moore, Dexter Rutherford, James Knowles, Steve Rogers, James Davis, Sherman Johnson, Kin Taylor, Lee Morris, Eddie Evans, Michael Williams, Jon Thompson, Derrick Chatman, Will Batson and Wes Holland. Batson and Evans were named Academic All-America. Batson is the only UNA football player to be named All-American and Academic All-America. Davis, who made All-American in 1990, also won the National Impromptu Speaking competition at the national Phi Beta Lambda convention in Washington, D.C.

Championship Game

UNA hosted the NCAA Division II Football Championship Game for 28 straight years from 1986 to 2013. It was the second longest consecutive period that any NCAA championship had been at one site. UNA and the Shoals area's quest for the game began in 1985 when the Lions advanced to the title game which was then played in McAllen, Tex., as the Palm Bowl. Following the game, the Shoals National Championship Committee was formed under the leadership of Grady Liles to try and bring the game to Florence and was successful in doing so.



Coaches

The University of North Alabama has produced hundreds of coaches on both the high school and collegiate level and has had numerous coaches pass through the Lion program on the way to jobs at other collegiate and professional programs. At one point, when Hal Self was near the end of his 20-year career as the Lions' head coach, he had 142 coaches in the field.

College Football Hall of Fame

Former Lion Ronald McKinnon was inducted into the College Football Hall of Fame in July of 2008. His class included other notables like Doug Flutie and Joe Paterno.



Defensive Backs

It has become the most renowned position at North Alabama over the years with a spectacular tradition. Since the GSC was formed in 1971, UNA defensive backs have been first-team All-GSC picks 31 times. Former UNA defensive backs Darryl Smith and Lewis Billups played in both the Blue-Gray Classic and the Senior Bowl and later played in Super Bowl XXIV as members of the Cincinnati Bengals. Smith, Bruce Jones, Wendell Phillips, Sedric Barnett, Harvey Summerhill, Gerald Smith, Marcus Hill, Tyrone Bell, Chad Sears, Evan Oglesby, Blake Farris, Craig Fox, David Raymond, Quinton Andrews, Chad Daniels, Janoris Jenkins and Caleb Massey received All-America acclaim as DBs at UNA. In addition, 14 Lion defensive backs have been drafted or signed by professional football teams - including Oglesby (who signed with the Buffalo Bills following the 2004 season and now plays with the Miami Dolphins) and Farris (who signed with the Cleveland Browns). On the GSC Team of the Decade for the 1980s, three of the four defensive backs selected for first-team honors were from UNA (Smith, Billups and Jones). On the GSC Team of the Decade for the 1990s, three defensive backs were also from UNA (Summerhill, Smith, Hill).

Braly Municipal Stadium


The Lions have played at the same home site since the rebirth of their football program in 1949. Originally known as Coffee Stadium, adjacent to the former Coffee High School, the facility was renamed Tom Braly, Jr. Stadium in 1964. Braly was a football coach at Coffee High School in the 1940's and 50's and became the school's principal in the early 1950's. Following his death from a heart attack, the stadium was renamed in his honor prior to the start of the 1964 season. With a major renovation to the facility in 1980, the stadium was renamed Braly Municipal Stadium, signifying the partnership between the University of North Alabama, the Florence School Board and the Florence Parks and Recreation Department.



Braly in 1970's



Braly in 1980 after a renovation that increased the capacity from 8,000 to 13,000



Braly today - capacity 14,215

LION FOOTBALL GLOSSARY ... 1949 - 2014

Division II

Football Hall of Fame

Former Lions Cody Gross and Ronald McKinnon have been inducted into the Division II Football Hall of Fame. Gross was inducted in 2006 and McKinnon in 2007. Former UNA football coach Bobby Wallace was also inducted in 2010.

The Drive

The University of North Alabama won its first Division II football championship in dramatic fashion, with a last-minute drive that pulled out a 41-34 win over Indiana-Pennsylvania in the 1993 Championship Game. IUP tied the game at 34-34 on a field goal with 45 seconds left. After the kickoff, UNA took over on its own 31-yard line and marched 61 yards in six plays to win the game. First, Brian Satterfield gained two yards, then Cody Gross optioned right for 28 yards to the IUP 39. After grounding the ball to stop the clock, Gross hit freshman Demetrea Shelton with a 38-yard pass to the IUP one, and Gross then plowed in for the winning touchdown with just 10 seconds left in the game.

Forty Wins. . . in Just Three Years

North Alabama was the first program in the history of collegiate football on any level to win as many as 40 games in just three years. From 1993-95, UNA posted 14-0, 13-1 and 14-0 records for a combined 41-1 mark over the three-year span. Included in that record was three straight NCAA Division II National Championships.

Goober and Wimp

Their nicknames may not show it, but Goober and Wimp are two of the most highly regarded graduates of the University of North Alabama. The late George "Goober" Lindsey, star of television's "Andy Griffith Show," Mayberry R.F.D." and "Hee Haw," was a former Lion football player. Lindsey was quarterback and a two-year letterman for the Lions in 1950-51. He is one of four former Lion athletes enshrined in the Alabama Sports Hall of Fame. Another is former Lion basketball standout Winfrey "Wimp" Sanderson. A three-year letterman for the Lions from 1957-59, Sanderson scored 1,076 points and averaged 14.9 points for his career. After 20 years as an assistant basketball coach at the University of Alabama, Sanderson became head coach for the Crimson Tide in 1981. In 12 seasons, he directed Alabama to 10 NCAA events. He is also a member of the Alabama Sports Hall of Fame and retired after several years as head basketball coach at Arkansas-Little Rock.

The Gulf South Conference

North Alabama is a charter member of the Gulf South Conference and was one of six schools to help create the league in 1970. UNA, Delta State and West Alabama are the only three charter members still in the league. UNA has won 11 GSC football crowns, in addition to titles in basketball, women's basketball, baseball, golf, tennis, volleyball, softball and women's cross country. The GSC is regarded as one of the toughest NCAA Division II conferences in the nation and has produced 49 national champions.

After having as many as 15 member institutions, the GSC will have 12 in 2014-15 and seven football-playing institutions. Mississippi College and Lee are provisional members and Florida Tech is a football-only member.

Harlon Hill Trophy

The NCAA Division II College Football Player of the Year award is named for former Lion end Harlon Hill and presented every December in the Shoals. UNA sports information director Jeff Hodges serves as chairman of the National Harlon Hill Award Committee. Hill, who passed away in the Spring of 2013 at the age of 80, was an All-American end for the Lions in 1953 and was later Rookie of the Year and Most Valuable Player in the National Football League with the Chicago Bears.

The award was created in 1986, with North Dakota State quarterback Jeff Bentrin as its first recipient.

Sixteen UNA players have been nominated for the Hill award: Marvin Marsh (RB) in 1986, Tommy Compton (QB) in 1988, James Davis (LB) in 1990, Tyrone Rush (RB) in 1992 and 1993, Ronald McKinnon in 1994 and 1995, Gerald Smith in 1996, Greg Manson in 1998, Will Hall in 2003, Anthony Merritt in 2005 and 2006 and A.J. Milwee in 2007 and 2008, Harrison Beck in 2009, Lee Chapple in 2011 and Tavarus Wilson in 2013.

Rush finished second in the voting in 1993 behind New Haven running back Roger Graham, while McKinnon won the 1995 award. He became not only the first defensive player to win the award but was the first to even finish in the top five. Hall also won the Hill Trophy in 2003, giving UNA its second National Player of the Year. Merritt finished sixth in 2005 and Milwee was ninth in 2007 and tied for second in 2008 and Chapple was ninth in 2011.

Since 1985, UNA has faced a Harlon Hill Trophy finalist 30 times and has come away with a 17-13 record. In 1994, UNA faced the Hill Trophy winner twice, defeating Valdosta State and Chris Hatcher both times. UNA's defense dominated Hatcher in the first meeting, a 38-21 UNA win. In the second meeting, Hatcher led VSU back from a 17-3 deficit to force the first overtime game in school history, but UNA prevailed 27-24 in two extra periods.



Indoor Football

UNA won 37-21 at East Tennessee State (above) in the Lions first game played indoors in 1977. UNA played indoors again at the Alerus Center in Grand Forks, N.D., in 2003, losing 29-22 to North Dakota in the semifinals of the NCAA Division II playoffs.

Lion Statue

The University of North Alabama saw the arrival of another Lion on its campus just prior to the 1994 football season, but this one weighed a full ton more than UNA's live lion mascots. This Lion, a 2,700 pound concrete statue, was presented to the university by the UNA Sportsman's Club in honor of the school's three national championship teams (1979 and 1991 basketball, 1993 football). But no sooner than the statue went up, the Lions won a fourth title with the 1994 Division II football championship. A fifth national crown was added in 1995 and a sixth in volleyball in 2003. The Lion was purchased from the Ornamental Concrete Company in Mississippi and came from a die created in Germany. The Lion is four feet high, two feet wide and seven



feet long and stands on a 3'x8' base. A plaque adorns the side of the monument in honor of UNA's NATIONAL CHAMPIONS, and lists the year and team records for each of the Lions national championship teams. With the Lions three national championships in football and two in basketball, the school is one of only two schools in the history of NCAA competition on any level to have won two championships in both football and basketball.

The Lion stands beside Pine Street, directly in front of Flowers Hall.

The Lion has been the official mascot of all UNA teams since the school began athletic competition in the 1930s. The school has had a costume mascot for decades, and has been the only school in the country to have a live lion mascot living on campus since 1974.



George Weeks (left) and Hal Self tape the wrist of Lion quarterback George "Goober" Lindsey

Historical Marker

When the University of North Alabama football team won an unprecedented third straight NCAA Division II national championship in 1995, the Lions knew they had made history. But on April 30, 1998, the Lions got their own historical marker to prove it. The UNANational Alumni Association, UNA Sportsman's Club and the Florence Historical Society unveiled a historical marker on Pine Street next to the UNA football practice field. The marker commemorates the Lions three straight national titles, which made UNA the first school in the history of NCAA scholarship football to accomplish that feat. UNA was 41-1 over the three-year period.



LION FOOTBALL GLOSSARY 1949 - 2014

Live Lion Tradition Continues

UNA once again boasts the only live Lion mascots in the country living on campus. On July 22, 1974, former UNA president Dr. Robert M. Guillot brought a 35-pound lion cub to the campus and Leo spent the next 14 years "roaring" the school to victory. The original Leo died on Jan. 20, 1988, and a great outpouring of support from the Shoals community resulted in Leo II being brought to UNA in July of 1988. Leo II lived in the compound that once housed the original Leo and grew to a weight of more than 600 pounds at eleven years of age. In 1997, Leo II was selected as the nation's "Second Best Mascot" by Sports Illustrated. He died in February of 2000.

Leo III and Una, born on November 18, 2002, now reside on the campus in the 12,764 square-foot George H. Carroll Lion Habitat.



National Championships

The Lion football program has had the chance to play for nineteen in the NCAA playoffs and won its first in 1993 with a dramatic 41-34 win over Indiana-Pennsylvania in the Championship Game at Braly Stadium. UNA followed with a second straight Division II football crown in 1994, becoming just the third school in Division II history to win back-to-back titles. Then in 1995, UNA won a third straight football championship, becoming the first school in the history of NCAA scholarship football (Division I, I-AA or II) to win three straight national championships. The UNA basketball program has won two Division II titles, in 1979 and 1991, and that makes UNA and the University of Florida the only schools in the history of NCAA competition on any level to have won two national championships in both football and basketball. Only seven other NCAA schools have ever even won one championship in each sport (Michigan, Michigan State, Ohio State, Syracuse, UCLA, Jacksonville State and Wittenberg).

In 2003, UNA added a Division II National Championship in women's volleyball - giving the school six national titles.

UNA has had teams compete in the NCAA Division II championship tournaments in football, men's basketball, women's basketball, baseball, golf, men's tennis, women's tennis, volleyball and women's soccer, and has had individuals compete in the national championship events in golf, men's tennis and women's cross country.

National Rankings

North Alabama has been ranked in the NCAA Division II Top Twenty-Five final poll 20 times since 1980, including an unprecedented three straight No. 1 rankings to end the 1993, 1994 and 1995 seasons.

1980	No. 3
1981	No. 10
1983	No. 3
1985	No. 2
1990	No. 15
1992	No. 16
1993	No. 1
1994	No. 1
1995	No. 1
1997	No. 13
2003	No. 2
2005	No. 4
2006	No. 6
2007	No. 6
2008	No. 3
2009	No. 6
2010	No. 22
2011	No. 14
2013	No. 10
2014	No. 16

* North Alabama was ranked in 75 consecutive NCAA Division II polls from 2005 to 2010. The streak began when the Lions moved into the Division II poll on Sept. 20, 2005 at No. 18. UNA remained in the Top 25 in every poll until finally dropping out on Nov. 15, 2010. The Lions were ranked in the Top 6 in Division II in 65 of those 75 polls.

After that one week out of the poll, UNA was ranked in 13 straight polls, or in 88 of the last 89 over that seven-year period.

Off the Sidelines

That's where two West Alabama (formerly Livingston) players came from to tackle L.L. Whitten in 1952. Whitten had broken away and was running for an apparent touchdown when two Livingston players jumped off the sidelines and tackled him. The Lions led 27-6 at the time and went on to a 34-6 win when Whitten was awarded a touchdown, despite being tackled at the Tigers' 28 yard-line. Walter Henders, the current head coach at Chipley High School in Florida, was the 13th man who finally brought Whitten down. The play was even more significant because it happened two years before Alabama's Tommy Lewis made the well known off the sidelines tackle of Dickey Moegle of Rice in the Cotton Bowl.

Overtime

UNA has played 14 overtime games in its football history, and seven of the 14 were multiple overtimes. Three of the school's 14 overtime games have been against Valdosta State.

The Lions played the first overtime game in school history on November 25, 1994, against Valdosta State at Braly Stadium in the second round of the NCAA Division II playoffs. Jamie Stoddard was called on to kick a 17-yard field goal that gave the Lions a 27-24 victory.

In 1996, UNA blew a two touchdown lead in the fourth quarter and lost 34-31 to Valdosta State in three overtimes at Valdosta. In 1997, UNA played its third, and longest overtime game, defeating Division I Southwestern Louisiana 48-42 in Lafayette, La., in four overtimes. In 1999 UNA downed Henderson State 21-14 in overtime, in 2000 UNA lost 28-21 at Pittsburg State in overtime and in 2002 UNA lost 24-21 to Samford in two overtimes.

In 2005 UNA played two overtime games, both on the road at Central Arkansas. UNA lost the first match-up in double overtime to the Bears, 29-26. The Lions came back and avenged that loss with a 41-38 victory over UCA in the third round of the NCAA Division II playoffs. UNA defeated Valdosta State in overtime in 2006. UNA's 31-28 loss to West Alabama in four overtimes in 2009 equalled the longest game in school history. UNA lost to Ouachita Baptist in overtime in 2010 and lost to Delta State in overtime in 2011. The Lions lost to Jacksonville State in 2013 in two overtimes and defeated West Alabama in a single overtime period.

Palm Bowl


The Lions played in the 1985 NCAA Division II National Championship Game, then known as the Palm Bowl. Although UNA lost that game 35-7 to North Dakota State, members of the local community returned from McAllen, Texas with the idea to make the Shoals are the host for the game. By the next December the 1986 Division II title game was played at Florence's Braly Stadium. The game has remained in the Shoals since 1986.



Former UNA President Dr. Robert Guillot cheers on Lions at 1985 Palm Bowl

Win over Division I

On Oct. 11, 1997 the Lions defeated Division I Southwestern Louisiana State (now Louisiana-Lafayette) 48-42 in four overtimes at Cajun Field. UNA trailed 18-7 at the half but freshman quarterback Tyler Peterson led a second half comeback that gave the Lions a 27-24 lead with 3:16 left in the game. The Ragin' Cajuns tied the game with a field goal with 18 seconds left in regulation to force overtime. Both teams scored touchdowns in the first overtime, missed field goal attempts in the second OT and scored touchdowns in the third extra period. In the fourth overtime, UNA's Chad Sears intercepted a Southwestern Louisiana pass to end their possession. Two plays later, UNA's Greg Manson raced 20 yards straight up the middle to the end zone. He actually also ran up the player's tunnel at the end of the stadium and out of view. The win was a rare win by an NCAA Division II institution over a Division I school. Peterson rushed for three touchdowns and threw for another, finishing with 140 yards rushing and 84 passing. Manson added 106 yards rushing.



The North Alabama offense rushed for 408 yards against Division I Southwestern Louisiana State in a four overtime win in 1997

Monkey Incident

In UNA's 17-10 win over Valdosta State in 2003, as the Lions were clinching an upset of the No. 1 ranked Division II team in the fourth quarter - a guy in a monkey costume ran onto the field and attempted to tackle Lion quarterback Will Hall. The fan was arrested and UNA held on to win the game, but the national publicity fanned by the incident exceeded the publicity of UNA downing the No. 1 team. Hall even made an appearance with Dan Patrick on ESPN radio.

LION FOOTBALL GLOSSARY ... 1949 - 2014

Perfect Season(s)

That's what UNA had in 1993, and then again in 1995. The Lions went 14-0 for the first perfect season in school and Gulf South Conference history in 1993, and followed with the same perfect results in 1995. The 1993 and 1995 Lions are in a select group of NCAA Division II teams to ever claim the national championship with a perfect record.

1993	North Alabama	14-0
1995	North Alabama	14-0



The Play

One of the single most recounted plays in UNA football history. On Nov. 22, 1980, UNA and Jacksonville State were tied 28-28 with the Gulf South Conference championship on the line. UNA faced a third-and-13 situation with just 36 seconds remaining from its own 17 yard line. Quarterback Fred Riley dropped back, faked once and lofted a pass down the right sideline. Jerry Hill ran under the pass and raced to the end zone for a dramatic 83-yard score that gave UNA a 35-28 win and its first GSC football championship. As a result of the win, the Lions also received their first NCAA playoff bid in 1980 and advanced to the semifinals. At right, lineman Hamp Moore (66) celebrates as teammates carry head coach Wayne Grubb off the field at Paul Snow Stadium in Jacksonville.

Playoffs

The Lions have been to 19 NCAA football playoffs (1980, 1983, 1985, 1990, 1992, 1993, 1994, 1995, 1997, 2003, 2005, 2006, 2007, 2008, 2009, 2010, 2011, 2013, 2014) and have a 31-16 record in post-season action. UNA advanced all the way to the Division II Championship Game at the Palm Bowl in McAllen, Tex., in 1985. In 1993, 1994 and 1995, the Lions became the first team in the history of the Division II playoffs to play for the championship on their home field.

UNA has hosted 30 of the 47 playoff games and the Lions boast a 65.9 winning percentage in the Division II playoffs.

North Alabama's 31 playoff wins are the second most by any current NCAA Division II institution and UNA's 18 all-time playoff trips are the most by an Division II school.

Most NCAA Division II Playoff Appearances

19	North Alabama
19	Northwest Missouri State

Most NCAA Division II Playoff Wins

39	Northwest Missouri State	(39-15)
31	North Alabama	(31-16)
31	Grand Valley State	(31-12)

* The Gulf South Conference is the winningest league in NCAA Division II post-season history, leading every possible category.

GSC's Ranking in Playoffs

1st	Most National Championships	10
1st	Most Different Schools	
	Winning Championships	5
1st	Most Playoff Appearances	75
1st	Most Different Schools in Playoffs	12
1st	Most Playoff Games Played	171
1st	Most Playoff Wins	107

Pride of Dixie

The UNALions are backed by the Pride of Dixie Marching Band, which performs at all Lion home games under the direction of Lloyd Jones.



Professional Football

The Lions have had numerous players drafted and signed by professional teams in the National Football League, the World Football League, the United States Football League, the Canadian Football League the Xtreme Football League, in Arena Football and Arena2. The most prominent has been Harlon Hill, who was Rookie of the Year and Most Valuable Player in the NFL with the Chicago Bears. Lewis Billups and Darryl Smith played for the Cincinnati Bengals in Super Bowl XXIV, Stevie Hobbs was a team captain for the Washington Redskins in Super Bowl XXVI, and defensive tackle Shawn Lee started for the San Diego Chargers in Super Bowl XXIX.

Publications

The University of North Alabama's athletic publications have won numerous national awards, including more than 75 since 1984. Among those, the Lions football media guide has been judged among the top four in the nation 16 times, including being picked Best in the Nation in 1995 and 1999. In judging by the College Sports Information Directors of America, the UNA football program also received awards in 2006 and 2007 as "Best in the Nation" and "Best Cover in the Nation." The awards were presented for Division B, which includes all NCAA Division II and NAIA Division I schools.

Punt Blocking

The Lions have had some of the best kick blockers in Division II history in Bruce Jones, Daryl Smith and Israel Raybon. Jones blocked a Gulf South Conference record five punts in 1985 and had six in his career. Smith blocked a total of eight kicks during his career, and Raybon set a school record with nine career blocked kicks from 1992-95. The most famous blocked punt in school history came on Dec. 11, 1993, when sophomore Israel Raybon blocked a John McGhee punt with 12:17 left in the NCAA Division II National Championship Game and UNA trailing 24-14. He recovered the blocked kick at the IUP 28 and UNA scored three plays later. The Lions went on to score 27 points in the final period and won their first national championship, 41-34.



Pride Rock


The University of North Alabama's Pride Rock tradition began in 1994, with the rock making its first appearance at a Lion football game on Sept. 10 at Braly Stadium against Alabama A&M.

Pride Rock is a 60-pound, engraved granite stone with an actual paw print from Leo, UNA's live lion mascot. The rock is used as a motivational tool for the Lion players. It is placed just behind the north end zone at all Lion home games and the players file past and touch the rock on their way to the field. It serves as a reminder to the current Lion players of the proud tradition that has been established at the school and of all the former players who have played a part in building that tradition. It also symbolizes the pride and unity of the team and the university.

UNA sports information director Jeff Hodges originated the idea of the Pride Rock after the home of the Pride of Lions in the movie the Lion King.

Leo's former trustee, Joe Wallace, designed the rock, and it was crafted and donated to the university by Richard Beckman of Florence Marble Works.

Webster's Ninth New Collegiate Dictionary defines pride as, 1: The quality or state of being proud; a: delight or elation arising from some act, possession, or relationship; 2: a source of pride: the best in a group or class; 3: a company of lions.



Purple Swarm

North Alabama's dominant defense in 1994 and 1995 was nicknamed the Purple Swarm, because of the team's all-purple uniforms and the incredible team speed that allowed Lion defenders to swarm the football. In 1994 the Lions defense was second nationally in total defense and pass defense and was fourth in scoring and rushing defense. In 1995 UNA led the nation in rushing and scoring defense and was second in total defense. In just two years The Purple Swarm produced seven different All-Americans in linebackers Ronald McKinnon and Keith Humphrey, linemen Marcus Hunter, Israel Raybon, Marcus Keyes and Reginald Ruffin and defensive back Gerald Smith.

LION FOOTBALL GLOSSARY ... 1949 - 2014

Senior Classes

The Lions' senior class of 1995 ranks as the best in school history with a 48-5-1 overall record. It was one of five classes in school history to advance to the playoffs four straight years.

Best four-year records in school history

Record	Years	Head Coach
48-5-1	1992-95	Wallace
47-6	1993-96	Wallace
44-7	2006-09	Hudspeth/Bowden
44-8	2005-08	Hudspeth
42-9	1994-97	Wallace
42-10	2007-10	Hudspeth/Bowden
41-11	2008-11	Hudspeth/Bowden
40-10	2003-06	Hudspeth



Spirit Hill

Spirit Hill is the location for UNA's pre-game tailgate parties throughout the fall. Thousands of Lion fans cover the hill, adjacent to Braly Stadium, prior to every UNA home football game. Campus organizations, alumni groups and others reserve spots on the hill, and there are also places for children's activities. Two hours prior to kickoff the UNA football players pass through on their Lion Walk into the stadium.



Television

The Lions have made numerous appearances on regional and national television over the years, including twice last season. Over the years the Lions have played in front of the national television cameras of CBS, NBC, ESPN, ESPN2, ESPNU and CBS College Sports. UNA has also played on numerous regional networks. The current Gulf South Conference broadcast package has the Lions playing on Comcast/Charter SportsSoutheast twice per season.

UNA's first television appearance was on ABC in 1980 in the semifinals of the Division II playoffs. The Lions lost that game to Eastern Illinois. UNA's first televised victory (above) was the following season on ABC, 24-13 over Troy.

Ten Wins

in Regular Season

North Alabama has won 10 or more games in the regular season eight times. The only Lion squad to win 11 games in the regular season was in 2003.

Year	Record	Head Coach
1983	10-0-1	Grubb
1985	10-1	Grubb
1993	10-0	Wallace
1995	10-0	Wallace
2003	11-0	Hudspeth
2006	10-0	Hudspeth
2008	10-1	Hudspeth
2009	10-1	Bowden

Ten Win Seasons

North Alabama has had 13 seasons with 10 or more collegiate football wins.

Year	Record	Head Coach
1980	10-2	Grubb
1983	11-1-1	Grubb
1985	12-2	Grubb
1993	14-0	Wallace
1994	13-1	Wallace
1995	14-0	Wallace
2003	13-1	Hudspeth
2005	11-3	Hudspeth
2006	11-1	Hudspeth
2007	10-2	Hudspeth
2008	12-2	Hudspeth
2009	11-2	Bowden
2013	10-3	Wallace

Three-Year Records

Six UNA teams have won at least 30 games in three years. The 1993-95 squads went 41-1 on their way to three straight national championships. That streak marked the first time in NCAA history that a college football team had down as many as 40 games in just three seasons.

Best three-year records in school history

41-1	1993-95
34-5-1	1992-94
33-5	2006-08
33-6	1994-96
33-6	2007-09
32-6	2005-07

Three Straight National Championships

In 1995, North Alabama became the first school in the history of NCAA scholarship football (Division I, I-AA and II) to win three consecutive football national championships. UNA won Division II National Championships in 1993, 1994 and 1995. UNA is still the only Division II school to ever accomplish that feat. Appalachian State won three straight FCS subdivision titles from 2005-07 to join UNA as the only NCAA scholarship schools with three straight national titles.



Triple Option

Former Lion head coach Bobby Wallace switched the Lions to a triple-option rushing attack prior to the 1992 season. The results were incredible. UNA posted an 83-34-1 record with the triple-option, made five NCAA playoff appearances and won three straight Gulf South Conference and NCAA Division II National Championships. UNA led the GSC in rushing four straight years and led Division II in rushing in 1993. Wallace was 19-23 after four seasons at UNA. After the switch to the triple-option, he was 63-13-1 over his last six seasons at UNA. Bill Hyde continued using the triple option and had a 20-21 record in four seasons.

UNA Field Flag

In the mid 1990's the UNA National Alumni Association purchased a 60' x 60' field flag that is carried onto the field at Braly Stadium prior to all Lion home football games. There are 60 straps on the flag and as many as 60 Lion supporters have carried the flag onto the grass at Braly Stadium at a time. Prior to the start of the football season, campus organizations sign-up for their turn to carry the flag. The flag enters Braly Stadium from the South end zone and is rotated counter-clockwise on the field as the Lions make their pre-game run to the sideline.



Victory Flame

The victory flame returned to the UNA campus in 1995 through the efforts of the UNA National Alumni Association. An important University symbol, the Victory Flame burned on the UNAcampus from 1962 to 1986 but was extinguished with the building of the Guillot University Center. The new Victory Flame and Victory Garden stand between Bibb Graves Hall and the Memorial Amphitheater, directly across the street from the flame's former site. The flame is lit following every Lion victory or significant event in the life of the University. A miniature replica of the Victory Flame also stands atop the Lion football dressing room at Braly Stadium.



LION FOOTBALL GLOSSARY ... 1949 - 2014

White House

The seniors and coaches from the 1995 Lion football team became the first NCAA Division II team to be invited to the White House to meet with President Bill Clinton, Vice President Al Gore and members of Congress. The Lions had a reception on Capital Hill, then met with the President and Vice President on the steps of the White House.

At right, Senator Howell Heflin of Alabama, former Florence mayor the late Eddie Frost, and former UNA President Robert Potts flank head coach Bobby Wallace as he presents a championship shirt to President Clinton



2

That is how many Lion football games that UNA Sports Information Director Jeff Hodges has missed since taking over his position prior to the 1983 season. Hodges worked 218 consecutive Lion football games from 1983-2001 before missing the Harding game on Oct. 20 to serve as Venue Press Officer for a Ski Jumping World Cup event in Salt Lake City, Utah. He then worked the last 129 straight UNA football games before missing the 2012 Texas A&M-Kingsville game for his son's wedding. That means Hodges has worked 375 of UNA's last 377 football games.

1 vs. 2

There have been two No. 1 vs. No. 2 battles in Lion football history, and both were in 1994. The first was on November 5 when No. 1 ranked UNA faced No. 2 ranked Valdosta State at Braly Stadium. The Lions completely dominated the Blazers before settling for a 38-21 win. Then on December 10, the top ranked Lions faced No. 2 Texas A&M-Kingsville in the NCAA Division II Championship Game at Braly Stadium. UNA was again victorious, 16-10.

4

UNA, the University of Florida, Michigan State University and the University of Wisconsin-Whitewater are the only NCAA schools on any level to have ever won at least two National Championships in football and two in men's basketball. UNA has football titles in 1993, 1994 and 1995 and basketball crowns in 1978-79 and 1990-91.

1912

That's the year of the first recorded score of a Lion football game - and it wasn't pretty. Florence State Normal School, as UNA was known then, played only one football game that season and lost 101-0 to Sewanee. The Lions continued to play football for 16 more seasons before dropping the sport in 1928 after losing twice to Marion Institute, 86-0 and 85-0.

March 30, 1949

Florence State Teacher's College President Dr. E.B. Norton called a student assembly to announce that a football program would be renewed, and that the Lions would jump headlong into collegiate competition that fall.

41-2

Former Lion quarterback Cody Gross had a 41-2 record as a starting quarterback from 1992-95. The first start for Gross was in a Division II playoff game at Hampton as a freshman and he led UNA to a 33-21 win, scoring three touchdowns. Gross then started every game throughout the 1993, 1994 and 1995 seasons, with the exception of the 1995 National Championship Game. He had been injured in a semifinal win over Ferris State and didn't start, but entered the game and led a key scoring drive just before the half to give UNA a 21-0 lead over Pittsburg State. The only two losses of his career as a starter came to a pair of national championship teams by a combined five points. UNA lost to Jacksonville State in the quarterfinals of the 1992 playoffs, 14-12, and the Gamecocks went on to win the Division II Championship. The other loss was 17-14 on the road at Youngstown State in 1994. The Penguins were the defending I-AA National Champions and won the championship again in 1994.

