

MARYLAND WOMEN'S BASKETBALL RECORD BOOK

TABLE OF CONTENTS

TOC/Quick Facts/2023-24 Schedule	1
Roster/Pronunciation Guide	2
Year-By-Year Results/Coaching History/Arena History	3
Scoring Records/Field Goal Records	4-7
Three-Point Field Goal Records	8-9
Free Throw Records	10-11
Rebound Records	12
Assists Records	13
Blocks/Steals Records	14
Games Played/Started Records	15
Season Records by Class	16-19
Annual Leaders	20-21
All-Time Career Statistics	22-25
Team Records	26
XFINITY Center Records	27
100-Point Games/Overtime History	28
Maryland/Opponents Year-By-Year	29-30
All-Time Results	31-36
Series Records	37-42
AP/Coaches Poll History	43-44
History vs. Ranked Teams	45-47
Conference Tournament History	48-50
Postseason Tournament History	51-52
NCAA Tournament Records	53-58
Conference Honors	59
All-Americans	60-62
National Honors	63

QUICK FACTS

Founded:	1856
Enrollment:	30,922
Nickname:	Terrapins, Terps
Colors:	Red, White, Black and Gold
Arena (Capacity):	XFINITY Center (17,950)
Affiliation / Conference:	NCAA Division I / Big Ten
President:	Dr. Darryll Pines
Interim Athletics Director:	Colleen Sorem
Athletic Department Phone:	301-314-7075

First Year of Basketball:	12971-72 (52nd season)
Overall All-Time Record:	1,150-472 (.709)
NCAA Tournament Appearances/Last:	32/2025
National Championships:	1 (2006)
Final Fours:	5 NCAA - 1982, 1989, 2006, 2014, 2015; 1 AIAW - 1978
Elite Eights:	11 NCAA - 1982, 1988, 1989, 1992, 2006, 2008, 2009, 2012, 2014, 2015, 2023; 4 AIAW - 1978, 1979, 1980, 1981
Sweet Sixteens:	17 NCAA - 1982, 1983, 1988, 1989, 1992, 2006, 2008, 2009, 2012, 2013, 2014, 2015, 2017, 2021, 2022, 2023, 2025; 4 AIAW - 1978, 1979, 1980, 1981
Conference Tourney Titles:	15 (1978, 1979, 1981, 1982, 1983, 1986, 1988, 1989, 2009, 2012, 2015, 2016, 2017, 2020, 2021)
Conference Regular Season Titles:	9 (1979, 1989, 2009, 2015, 2016, 2017, 2019, 2020, 2021)

*2020 season ended after Big Ten Tournament due to NCAA Tournament cancellation for coronavirus pandemic.

Head Coach:	Brenda Frese (Arizona '93)
Overall Record (Years):	664-199 (26th Season)
Record at Maryland (Years):	607-169 (23rd Season)
Associate Head Coach:	Karen Blair (SMU '99 / 7th Season)
Assistant Coach/Defensive Specialist:	Kaitlynn Fratz (Cal U '15 / 7th Season)
Assistant Coach/Recruiting Coordinator:	Lindsey Spann (Penn State '17 / 6th Season)
Director of Scouting/Assistant Coach:	Jessica Imhof (TCNJ '12 / 5th Season)
Director of Recruiting/Assistant Coach:	Noelle Cobb (LaVerne '17 / 2nd Season)
Director of Operations:	Ryland Adkins (Maryland '16 / 4th Season)
Director of Video:	Joe Glowacki (Maryland '16 / 8th Season)
Women's Basketball Office Phone:	301-314-1747

2024-25 Overall Record:	25-8
2024-25 Big Ten Tourney Record/Finish:	13-5 / Maryland fell to Michigan, 98-71, in Quarterfinals
Starters Returning/Lost:	3/2
Letterwinners Returning/Lost:	4/9
Newcomers:	10

2024-25 SCHEDULE

Date	Opponent	TV	Result
Sun, Oct. 20	SETON HILL (EXHIBITION)	B1G+	1 PM
Wed, Oct. 30	FROSTBURG STATE (EXHIBITION)	B1G+	6 PM
Mon, Nov. 4	at UMBC	ESPN+	W, 74-32
Thurs, Nov. 7	COPPIN STATE	B1G+	W, 70-47
Sun, Nov. 10	#11 DUKE	FS1	W, 85-80
Wed, Nov. 13	at Syracuse	ACCN	W, 84-73
Sun, Nov. 17	TOWSON	B1G+	W, 98-63
Sun, Nov. 24	SAINT FRANCIS (PA)	B1G+	W, 107-35
Navy Tournament (Annapolis, MD)			
Sat, Nov. 30	vs. George Mason	ESPN+	W, 66-56
Sun, Dec. 1	vs. Toledo	ESPN+	W, 92-70
Tues, Dec. 3	MOUNT ST. MARY'S	B1G+	W, 87-52
Sat, Dec. 7	at Purdue*	B1G+	W, 78-69
Thurs, Dec. 19	WILLIAM & MARY	B1G+	W, 107-57
Sun, Dec. 29	#19 MICHIGAN STATE*	B1G+	W, 72-66
Thurs, Jan. 2	RUTGERS*	B1G+	W, 78-61
Sun, Jan. 5	at #23 Iowa*	BTN	W, 74-66
Wed, Jan. 8	#4 USC*	FS1	L, 74-79
Sat, Jan. 11	at Wisconsin*	BTN	W, 83-68
Tues, Jan. 14	#24 MINNESOTA*	BTN	W, 99-92
Coretta Scott King Classic (Newark, NJ)			
Mon, Jan. 20	vs. #7 Texas	FOX	L, 51-89
Thurs, Jan. 23	at #12 Ohio State*	BTN	L, 66-74
Sun, Jan. 26	#1 UCLA*	NBC	L, 67-82
Wed, Jan. 29	at Penn State*	B1G+	W, 82-73
Sun, Feb. 2	ILLINOIS*	B1G+	L, 65-66
Thurs, Feb. 6	at Oregon*	FS1	W, 79-61
Sun, Feb. 9	at Washington*	B1G+	W, 81-73
Thurs, Feb. 13	NEBRASKA*	BTN	L, 71-91
Mon, Feb. 17	MICHIGAN*	BTN	W, 85-77
Thurs, Feb. 20	at Northwestern*	BTN	W, 85-79
Thurs, Feb. 27	at Indiana*	Peacock	W, 74-60
Sun, March 2	#12 OHIO STATE*	FOX	W, 93-90 OT
Big Ten Tournament (Indianapolis, IN)			
Fri, March 7	vs. Michigan	BTN	L, 71-98
NCAA First and Second Rounds (College Park, MD)			
Sat, March 22	NORFOLK STATE	ESPN	W, 82-69
Mon, March 24	#21 ALABAMA	ESPN2	W, 111-108 2OT
NCAA Regionals (Birmingham, AL)			
Fri, March 28	vs. #2 South Carolina	ESPN	L, 67-71

All times and dates subject to change; All times Eastern; Home games played at XFINITY Center (17,950) and listed in BOLD CAPS

STRATEGIC COMMUNICATIONS / CONTENT DEVELOPMENT

Director / Women's Basketball Contact:	Rose DiPaula
Office Phone:	301-314-7063
Cell Phone:	443-417-5266
E-mail:	rdipaula@umd.edu
Strategic Communications Mailing Address:	8500 Paint Branch Drive College Park, MD 20742
Assistant Director of Strategic Communications / WBB Secondary Contact:	Jerry Rodriguez
Cell Phone:	908-328-3852
E-mail:	jrodr16@umd.edu
Athletics Website:	www.umterps.com
Twitter	@umterps; @Terpswbb
Facebook	www.facebook.com/MarylandWBB
Instagram	@terpswbb

2024-25 ROSTER

NUMERICAL

No	Name	Pos.	Yr	Ht	Hometown (High School / Previous School)
0	Shyanne Sellers	G	Sr.	6-2	Aurora, Ohio (Aurora HS)
1	Sarah Te-Biasu	G	Fr.	5-5	Montreal, Canada (Niagara Prep / VCU)
2	Kaylene Smikle	G	Jr.	6-0	Bay Shore, N.Y. (Westtown HS / Rutgers)
3	Emily Fisher	G/F	So.	6-0	Libertyville, Ill. (Libertyville)
5	Ava McKennie	G	Fr.	6-2	McSherrystown, Pa. (McDonogh School)
6	Saylor Poffenbarger	G	R-Jr.	6-2	Middletown, Md. (Middletown HS / UConn / Arkansas)
8	Kyndal Walker	G	Fr.	5-9	Beltsville, Md. (St. John's College)
10	Mir McLean	G/F	Jr.	5-11	Baltimore, Md. (Roland Park Country School / UConn / Virginia)
14	Allie Kubek	F	R-Sr.	6-2	Elkton, Md. (Sanford School / Towson)
15	Christina Dalce	F	Sr.	6-2	Edison, N.J. (Rutgers Prep / Villanova)
21	Emma Chardon	F	R-Jr.	6-2	Geneva, Switzerland (Cec André Chavanne)
22	Isimenme Ozyy-Momodu	F	Jr.	6-3	London England (Gulf Coast State)
24	Bri McDaniel	G	Jr.	5-10	Chicago, Ill. (Kenwood Academy)
40	Breanna Williams	F	Fr.	6-2	Billings, Mont. (Skyview HS)
42	Amari DeBerry	F	Sr.	6-6	Williamsville, N.Y. (Williamsville South HS / UConn)

ALPHABETICAL

No.	Name	Yr	Ht	Hometown (Previous School)
21	Emma Chardon	F	R-Jr.	Geneva, Switzerland (Cec André Chavanne)
15	Christina Dalce	F	Sr.	Edison, N.J. (Rutgers Prep / Villanova)
42	Amari DeBerry	F	Sr.	Williamsville, N.Y. (Williamsville South HS / UConn)
3	Emily Fisher	G/F	So.	Libertyville, Ill. (Libertyville)
14	Allie Kubek	F	R-Sr.	Elkton, Md. (Sanford School / Towson)
24	Bri McDaniel	G	Jr.	Chicago, Ill. (Kenwood Academy)
5	Ava McKennie	G	Fr.	McSherrystown, Pa. (McDonogh School)
10	Mir McLean	G/F	Jr.	Baltimore, Md. (Roland Park Country School / UConn / Virginia)
22	Isimenme Ozyy-Momodu	F	Jr.	London England (Gulf Coast State)
6	Saylor Poffenbarger	G	R-Jr.	Middletown, Md. (Middletown HS / UConn / Arkansas)
0	Shyanne Sellers	G	Sr.	Aurora, Ohio (Aurora HS)
2	Kaylene Smikle	G	Jr.	Bay Shore, N.Y. (Westtown HS / Rutgers)
1	Sarah Te-Biasu	G	Fr.	Montreal, Canada (Niagara Prep / VCU)
8	Kyndal Walker	G	Fr.	Beltsville, Md. (St. John's College)
40	Breanna Williams	F	Fr.	Billings, Mont. (Skyview HS)

COACHING STAFF

Brenda Frese	Head Coach – 23rd Season (Arizona '93)... 639-191 in 26 seasons overall
Karen Blair	Associate Head Coach – 7th Season (SMU '99)
Kaitlynn Fratz	Assistant Coach/Defensive Specialist – 7th Season (Cal U '15)
Lindsey Spann	Assistant Coach/Recruiting Coordinator - 6th Season (Penn State '17)
Jessica Imhof	Director of Scouting/Assistant Coach - 5th Season (TCNJ '12)
Noelle Cobb	Director of Recruiting/Assistant Coach - 2nd Season (LaVerne '17)
Ryland Adkins	Director of Basketball Operations - 4th Season (Maryland '16)
Joe Glowacki	Director of Video - 8th Season (Maryland '16)
Melissa Chepulis	Associate Athletic Trainer - 4th Season (Baylor '14)

PRONUNCIATIONS

1	Sarah Te-Biasu	Sarah te bee-AHH-soo
2	Kaylene Smikle	kay-LEEN SMIKE-ell
6	Saylor Poffenbarger	poff-ENN-bar-gurr
8	Kyndal Walker	KIN-del
10	Mir McLean	MEER
14	Allie Kubek	KOO-beck
15	Christina Dalce	DAL-see
22	Isimenme Ozyy-Momodu	IH-SEE-men-may Ozzie MOM-oh-du
40	Breanna Williams	bree-ANNE-ah
42	Amari DeBerry	ah-MARR-ee de-BERRY
	Brenda Frese	FREEZE
	Kaitlynn Fratz	FRAHTZ
	Lindsey Spann	sp-anne

YEAR-BY-YEAR RESULTS

Year	Overall			High/Final			Conference				Conference Tourn.			Coach	Postseason	
	Win	Loss	Pct.	AP Rank	Home	Away	Neu.	Win	Loss	Pct.	Finish	Win	Loss			Finish
1971-72	12	2	.857		6-0	3-0	3-2							Dottie McKnight	EIAIW Regional	
1972-73	11	3	.786		3-1	3-1	5-1							Dottie McKnight	EIAIW Regional	
1973-74	10	6	.625		4-2	3-2	3-2							Dottie McKnight	AIAW Regional	
1974-75	11	6	.647		5-1	3-2	3-3							Dottie McKnight	EIAIW Regional	
1975-76	20	4	.833		8-0	5-1	7-3							Chris Weller	EIAIW Regional	
1976-77	17	6	.739	[12] [16]	10-1	3-2	4-3							Chris Weller	EIAIW Regional	
1977-78	27	4	.871	[4] [6]	11-0	9-3	7-1	5	1	.833	2nd	3	0	Champions	Chris Weller	AIAW Finals
1978-79	22	7	.759	[2] [8]	10-3	4-2	8-2	6	1	.857	1st	2	0	Champions	Chris Weller	AIAW Quarterfinals
1979-80	21	9	.700	[6] [6]	15-2	5-6	1-1	5	2	.714	2nd	2	1	Finals	Chris Weller	AIAW Quarterfinals
1980-81	19	9	.679	[8] [8]	10-4	5-4	4-1	5	2	.714	3rd	3	0	Champions	Chris Weller	AIAW Quarterfinals
1981-82	25	7	.781	[3] [3]	10-3	10-3	5-1	6	1	.857	1st	3	0	Champions	Chris Weller	NCAA Final Four
1982-83	26	5	.839	[3] [6]	13-1	7-3	6-1	10	3	.770	T-2nd	3	0	Champions	Chris Weller	NCAA Sweet Sixteen
1983-84	19	10	.655	[5] [17]	10-2	7-4	2-4	10	4	.714	2nd	1	1	Semifinals	Chris Weller	NCAA First Round
1984-85	9	18	.333	[18] [--]	4-5	3-7	2-3	4	10	.286	T-6th	0	1	Quarterfinals	Chris Weller	
1985-86	17	13	.567		10-5	4-7	3-1	6	8	.429	5th	3	0	Champions	Chris Weller	NCAA Second Round
1986-87	15	14	.517	[13] [--]	9-3	4-9	2-2	6	8	.429	5th	1	1	Semifinals	Chris Weller	
1987-88	26	6	.813	[9] [9]	13-0	8-3	5-3	12	2	.857	T-1st	3	0	Champions	Chris Weller	NCAA Elite Eight
1988-89	29	3	.906	[5] [5]	12-0	11-2	6-1	13	1	.929	1st	3	0	Champions	Chris Weller	NCAA Final Four
1989-90	19	11	.633	[12] [--]	12-4	5-5	2-2	7	7	.500	4th	1	1	Semifinals	Chris Weller	NCAA Second Round
1990-91	17	13	.567	[18] [--]	8-5	7-4	2-4	9	5	.643	T-2nd	1	1	Semifinals	Chris Weller	NCAA First Round
1991-92	25	6	.806	[1] [8]	13-1	10-2	2-3	13	3	.813	2nd	0	1	Quarterfinals	Chris Weller	NCAA Elite Eight
1992-93	22	8	.733	[3] [11]	13-2	6-5	3-1	11	5	.687	T-2nd	2	1	Finals	Chris Weller	NCAA Second Round
1993-94	15	13	.536	[20] [--]	9-4	4-7	2-2	8	8	.500	4th	1	1	Semifinals	Chris Weller	
1994-95	11	18	.379		7-9	2-14	1-1	2	14	.125	9th	1	1	Semifinals	Chris Weller	
1995-96	13	14	.481		8-5	4-5	1-4	7	9	.438	6th	0	1	Quarterfinals	Chris Weller	
1996-97	18	10	.643		11-2	5-6	2-2	9	7	.563	T-3rd	0	1	Quarterfinals	Chris Weller	
1997-98	15	13	.536		9-4	3-8	3-1	7	9	.438	6th	1	1	Semifinals	Chris Weller	
1998-99	6	21	.222		5-10	1-10	0-1	3	13	.188	T-7th	0	1	Quarterfinals	Chris Weller	
1999-00	16	15	.516		10-7	5-6	1-2	5	11	.313	7th	0	1	Quarterfinals	Chris Weller	
2000-01	17	12	.586		10-4	7-6	0-2	8	8	.500	T-5th	0	1	Quarterfinals	Chris Weller	
2001-02	13	17	.433	[22] [--]	10-5	0-9	3-3	4	12	.250	8th	1	1	Quarterfinals	Chris Weller	
2002-03	10	18	.357		6-8	3-9	1-1	4	12	.250	8th	0	1	Quarterfinals	Brenda Frese	
2003-04	18	13	.581		12-2	3-8	3-2	8	8	.500	T-3rd	1	1	Semifinals	Brenda Frese	NCAA Second Round
2004-05	22	10	.688	[15] [--]	13-4	6-4	3-2	7	7	.500	6th	2	1	Semifinals	Brenda Frese	NCAA Second Round
2005-06	34	4	.895	[3] [3]	15-1	9-1	10-2	12	2	.857	T-2nd	2	1	Finals	Brenda Frese	NCAA CHAMPIONS
2006-07	28	6	.824	[1] [14]	14-2	10-2	4-2	10	4	.833	T-3rd	1	1	Semifinals	Brenda Frese	NCAA Second Round
2007-08	33	4	.892	[3] [5]	21-0	9-2	3-2	13	1	.929	2nd	1	1	Semifinals	Brenda Frese	NCAA Elite Eight
2008-09	31	5	.861	[3] [3]	15-0	9-4	7-1	12	2	.857	T-1st	3	0	Champions	Brenda Frese	NCAA Elite Eight
2009-10	21	13	.618	[25] [--]	15-6	5-6	1-1	5	9	.357	9th	1	1	Quarterfinals	Brenda Frese	WNIT Quarterfinals
2010-11	24	8	.750	[12] [16]	14-3	9-4	1-1	9	5	.643	4th	0	1	Quarterfinals	Brenda Frese	NCAA Second Round
2011-12	31	5	.861	[5] [5]	16-2	10-2	5-1	12	4	.750	3rd	3	0	Champions	Brenda Frese	NCAA Elite Eight
2012-13	26	8	.765	[5] [12]	15-1	10-5	1-2	14	4	.778	2nd	1	1	Semifinals	Brenda Frese	NCAA Sweet Sixteen
2013-14	28	7	.800	[5] [11]	17-2	7-3	4-2	12	4	.750	3rd	0	1	Quarterfinals	Brenda Frese	NCAA Final Four
2014-15	34	3	.919	[4] [4]	17-0	11-1	6-2	18	0	1.000	1st	3	0	Champions	Brenda Frese	NCAA Final Four
2015-16	31	4	.886	[5] [5]	16-2	9-1	6-1	16	2	.889	1st	3	0	Champions	Brenda Frese	NCAA Second Round
2016-17	32	3	.914	[2] [4]	16-1	11-1	5-1	15	1	.938	1st	3	0	Champions	Brenda Frese	NCAA Sweet Sixteen
2017-18	26	8	.765	[10] [17]	12-3	10-4	4-1	12	4	.750	2nd	2	1	Finals	Brenda Frese	NCAA Second Round
2018-19	29	5	.853	[4] [9]	15-2	10-2	4-1	15	3	.833	1st	2	1	Finals	Brenda Frese	NCAA Second Round
2019-20	28	4	.875	[4] [4]	14-1	9-3	5-0	16	2	.889	1st	3	0	Champions	Brenda Frese	*No NCAA Tournament
2020-21	26	3	.897	[7] [7]	10-0	9-1	7-2	17	1	.944	1st	3	0	Champions	Brenda Frese	NCAA Sweet Sixteen
2021-22	23	9	.719	[2] [13]	16-1	7-4	0-4	13	4	.765	T-3rd	0	1	Quarterfinals	Brenda Frese	NCAA Sweet Sixteen
2022-23	28	7	.800	[5] [7]	13-2	11-2	4-3	15	3	.833	T-2nd	1	1	Semifinals	Brenda Frese	NCAA Elite Eight
2023-24	19	14	.576	[14] --	12-3	3-8	4-3	9	9	.500	T-6th	2	1	Semifinals	Brenda Frese	NCAA First Round
2024-25	25	8	.758	[7] [12]	13-4	10-1	2-3	13	5	.722	T-3rd	0	1	Quarterfinals	Brenda Frese	NCAA Sweet Sixteen
1,125	464	.708														

COACHING RECORDS

Coach	Seasons	Yrs	Overall	Pct	Conference	Pct
Dottie McKnight	1971-75	4	44-17	.721		
Chris Weller	1975-02	27	499-286	.636	181-154	.540
BRENDA FRESE	2002-pres.	23	607-169	.782	277-96	.743

ARENA HISTORY

COLE FIELD HOUSE (1971-72 to 2001-02...31 seasons)		476-151	.759
Dottie McKnight	1971-75	4	18-4 .818
Chris Weller	1975-02	27	275-91 .751
XFINITY CENTER (2002-present... 22 seasons)		326-51	.865
BRENDA FRESE	2002-pres.	23	326-51 .865

POINTS

30+ POINT GAMES

1.	42	Brionna Jones vs. Penn State (1/11/17)	
	42	Marissa Coleman vs. Vanderbilt (3/28/09)	N
3.	41	Shatori Walker-Kimbrough at Purdue (2/2/16)	
4.	39	Shay Doron at Florida State (1/16/05)	
	39	Dafne Lee at Wake Forest (2/26/19)	
	39	Kris Kirchner vs. LaSalle (2/14/80)	
7.	37	Shay Doron vs. North Carolina (1/9/05)	
8.	36	KAYLENE SMIKLE at Washington (2/9/25)	
9.	36	Kaila Charles vs. Iowa (3/10/19)	C
	36	Vicky Bullett at Penn State (1/14/87)	
11.	35	Kristi Toliver vs. Stanford (3/31/08)	N
12.	34	Ashley Owusu at Penn State (12/31/20)	
	34	Kristi Toliver vs. Duke (2/22/09)	
	34	Crystal Langhorne vs. Baylor (3/25/06)	N
	34	Crystal Langhorne at Wake Forest (1/29/06)	
	34	Tara Heiss at Delaware (1/24/76)	
17.	33	Ashley Owusu at Ohio State (1/25/21)	
	33	Alyssa Thomas vs. Tennessee (3/30/14)	N
	33	Tianna Hawkins at Loyola (11/11/12)	
	33	Crystal Langhorne vs. Northern Colorado (2/28/05)	
	33	Vicky Bullett vs. Ohio State (3/24/88)	N
	33	Marcia Richardson at Drake (11/27/82)	
23.	32	Jakia Brown-Turner vs. Penn State (2/18/24)	
	32	Diamond Miller at Baylor (11/20/22)	
	32	Kaila Charles vs. Ohio State (1/22/18)	
	32	Eleanna Christinaki at Coppin State (12/20/17)	
	32	Brionna Jones vs. Michigan State (3/4/17)	C
	32	Alyssa Thomas vs. Wake Forest (3/8/14)	C
	32	Marissa Coleman vs. Boston College (2/27/09)	
	32	Shay Doron at Wake Forest (1/9/04)	
	32	Renneika Razor at Penn State (12/4/02)	
	32	Marché Strickland vs. Georgia Tech (1/23/00)	
	32	Branka Bogunovic vs. Western Michigan (12/2/98)	
	32	Deanna Tate at Texas (3/25/89)	N
	32	Vicky Bullett vs. Penn State (2/24/88)	
	32	Carla Holmes at Virginia (2/15/89)	
	32	Vicky Bullett vs. Illinois (12/29/87)	
	32	Deanna Tate vs. North Carolina (3/3/86)	C
	32	Marcia Richardson at NC State (2/18/84)	
40.	31	Diamond Miller vs. Illinois (2/12/23)	
	31	Diamond Miller at Notre Dame (12/1/22)	
	31	Kaila Charles vs. South Carolina (11/13/17)	
	31	Lexie Brown at Syracuse (2/2/14)	
	31	Crystal Langhorne vs. Georgia Tech (1/20/08)	
	31	Deedee Warley vs. Morgan State (2/3/99)	
	31	Vicky Bullett vs. Duke (2/4/89)	
	31	Deanna Tate at Long Beach State (12/27/88)	
	31	Debbie Lyle vs. NC State (2/14/81)	C
	31	Kris Kirchner vs. Howard (12/1/79)	
	31	Tara Heiss vs. Immaculata (3/7/78)	
51.	30	Ashley Owusu vs. Stanford (11/27/21)	
	30	Brionna Jones vs. Saint Peter's (12/8/16)	
	30	Shatori Walker-Kimbrough vs. Michigan State (2/5/16)	
	30	Alyssa Thomas at Boston College (2/21/13)	
	30	Tianna Hawkins vs. Clemson (2/14/13)	
	30	Marissa Coleman vs. Duke (1/14/08)	
	30	Marissa Coleman at UC Santa Barbara (11/23/07)	
	30	Crystal Langhorne vs. Mount St. Mary's (12/4/05)	
	30	Crystal Langhorne vs. St. John's (3/21/06)	N
	30	Deanna Tate vs. Stephen F. Austin (3/23/89)	N
	30	Vicky Bullett vs. NC State (3/6/89)	C
	30	Edna Campbell at North Carolina (2/21/87)	
	30	Edna Campbell vs. Wake Forest (2/10/87)	
	30	Vicky Bullett at Clemson (2/7/87)	
	30	Marcia Richardson at North Carolina (1/7/84)	
	30	Marcia Richardson at Howard (12/182)	
	30	Tara Heiss at NC State (1/28/78)	
	30	Kris Kirchner vs. Wayland Baptist (3/23/78)	A
	30	Mary Briese vs. Old Dominion (1/21/76)	

A-AIAW Tournament; N-NCAA Tournament; C-Conference Tournament

INDIVIDUAL SEASON LEADERS

1.	697	Brionna Jones	2016-17
2.	686	Vicky Bullett	1988-89
3.	681	Shatori Walker-Kimbrough	2015-16
4.	671	Diamond Miller	2022-23
5.	665	Alyssa Thomas	2013-14
6.	657	Shatori Walker-Kimbrough	2016-17
7.	654	Crystal Langhorne	2005-06
8.	653	Marissa Coleman	2008-09
9.	645	Kristi Toliver	2008-09
10.	640	Alyssa Thomas	2012-13
11.	633	Deanna Tate	1988-89
12.	631	Kristi Toliver	2007-08
13.	627	Kris Kirchner	1979-80
14.	613	Tianna Hawkins	2012-13
15.	610	Kaila Charles	2017-18
16.	601	Alyssa Thomas	2011-12
17.	594	Marissa Coleman	2007-08
18.	592	KAYLENE SMIKLE	2024-25
19.	581	Vicky Bullett	1987-88
20.	579	Kaila Charles	2018-19
21.	569	Angel Reese	2021-22
22.	562	Shay Doron	2004-05
23.	549	Crystal Langhorne	2004-05
24.	536	Crystal Langhorne	2007-08
25.	533	Brionna Jones	2015-16
	533	Christy Winters	1989-90
27.	529	Jessie Hicks	1992-93
28.	527	Lisa Brown	1987-88
29.	522	Laura Harper	2007-08
30.	518	Ashley Owusu	2020-21
31.	511	Shay Doron	2005-06

SEASON SCORING AVERAGE

1.	21.4	Vicky Bullett	1988-89
2.	20.9	Kris Kirchner	1979-80
3.	19.9	Brionna Jones	2016-17
4.	19.8	Deanna Tate	1988-89
5.	19.7	Diamond Miller	2022-23
6.	19.5	Shatori Walker-Kimbrough	2015-16
7.	19.0	Alyssa Thomas	2013-14
8.	18.8	Shatori Walker-Kimbrough	2016-17
	18.8	Alyssa Thomas	2012-13
10.	18.4	Kristi Toliver	2008-09
11.	18.2	Bonnie Rimkus	1993-94
	18.2	Vicky Bullett	1987-88
13.	18.1	Marissa Coleman	2008-09
14.	18.0	Tianna Hawkins	2012-13
15.	17.9	KAYLENE SMIKLE	2024-25
	17.9	Ashley Owusu	2020-21
	17.9	Kaila Charles	2017-18
18.	17.8	Angel Reese	2021-22
	17.8	Christy Winters	1989-90
20.	17.6	Shay Doron	2004-05
	17.6	Jessie Hicks	1992-93
22.	17.4	Marcia Richardson	1983-84
23.	17.3	Diamond Miller	2020-21
	17.3	Crystal Langhorne	2007-08
25.	17.2	Alyssa Thomas	2011-12
	17.2	Crystal Langhorne	2005-06
	17.2	Crystal Langhorne	2004-05
28.	17.1	Kristi Toliver	2007-08
29.	17.0	Kaila Charles	2018-19
30.	16.9	Chequita Wood	1983-84
31.	16.7	Deanna Tate	1985-86

POINTS

1,000-POINT SCORERS

1.	2,356	Alyssa Thomas	2011-14
2.	2,247	Crystal Langhorne	2005-08
3.	2,205	Marissa Coleman	2006-09
4.	2,156	Shatori Walker-Kimbrough	2014-17
5.	2,078	Kristi Toliver	2006-09
6.	1,984	Kaila Charles	2017-20
7.	1,928	Brionna Jones	2014-17
	1,928	Vicky Bullett	1986-89
9.	1,878	Shay Doron	2004-07
10.	1,706	Diamond Miller	2020-23
11.	1,679	Christy Winters	1987-90
12.	1,676	SHYANNE SELLERS	2022-25
13.	1,630	Marcia Richardson	1979-84
14.	1,621	Lynetta Kizer	2009-12
15.	1,601	Jessie Hicks	1990-93
16.	1,595	Tianna Hawkins	2010-13
17.	1,541	Deanna Tate	1986-89
18.	1,512	Deedee Warley	1999-02
19.	1,450	Marché Strickland	1999-02
20.	1,425	Kris Kirchner	1978-80
21.	1,423	Myra Waters	1979-82
22.	1,407	Laura Harper	2005-08
23.	1,396	Jasmina Perazic	1980-83
24.	1,379	Laurin Mincy	2011-15
25.	1,372	Chequita Wood	1983-86
26.	1,350	Tara Heiss	1975-78
27.	1,349	Stephanie Cross	1995-98
28.	1,302	Stephanie Jones	2017-20
29.	1,291	Lisa Brown	1985-88
30.	1,286	Ashley Owusu	2020-22
31.	1,284	Belinda Pearman	1981-84
32.	1,218	Bonnie Rimkus	1991-94
33.	1,189	Debbie Lytle	1980-83
34.	1,163	Renneika Razor	2000-03
35.	1,142	Pam Reaves	1979-81
36.	1,113	Jane Zivalich	1976-79
37.	1,052	Carla Holmes	1988-91
38.	1,048	Brene Moseley	2012-16

CAREER SCORING AVERAGE

Minimum 2 seasons

1.	17.5	Alyssa Thomas	2011-14
2.	16.9	Vicky Bullett	1986-89
3.	16.6	Crystal Langhorne	2005-08
4.	16.5	Deanna Tate	1986-89
5.	16.0	Kris Kirchner	1978-80
6.	15.3	Angel Reese	2021-22
	15.3	Marissa Coleman	2006-09
8.	15.2	Shatori Walker-Kimbrough	2014-17
9.	14.9	Kristi Toliver	2006-09
10.	14.7	Kaila Charles	2017-20
11.	14.6	Diamond Miller	2020-23
	14.6	Ashley Owusu	2020-22
13.	14.3	Jessie Hicks	1990-93
14.	14.2	Tara Heiss	1975-78
15.	14.0	Shay Doron	2004-07
16.	13.8	Malissa Boles	1992-93
17.	13.7	Christy Winters	1987-90
18.	13.6	Brionna Jones	2014-17
	13.6	Marcia Richardson	1981-84
20.	13.1	Deedee Warley	1999-02
21.	12.9	SHYANNE SELLERS	2022-25
	12.9	Myra Waters	1979-82
23.	12.5	Chloe Bibby	2021-22
24.	12.5	Betsy Bailey	1978-79
25.	12.3	Taylor Mikesell	2019-20

Current Terps in **BOLD**

FIELD GOALS

SINGLE-GAME FIELD GOALS MADE

18 Vicky Bullett at Penn State (1/14/87)

SEASON FIELD GOALS MADE

1.	289	Vicky Bullett	1988-89
2.	281	Brionna Jones	2016-17
3.	268	Deanna Tate	1988-89
4.	257	Alyssa Thomas	2013-14
	257	Tianna Hawkins	2012-13
6.	248	Crystal Langhorne	2005-06
7.	247	Shatori Walker-Kimbrough	2015-16
8.	246	Kaila Charles	2017-18
	246	Kris Kirchner	1979-80
10.	243	Vicky Bullett	1987-88
11.	237	Shatori Walker-Kimbrough	2016-17
12.	236	Brionna Jones	2015-16
13.	233	Alyssa Thomas	2011-12
14.	232	Marissa Coleman	2008-09
15.	229	Alyssa Thomas	2012-13
16.	226	Jasmina Perazic	1982-83
17.	225	Diamond Miller	2022-23
18.	224	Marcia Richardson	1983-84
19.	221	Kaila Charles	2018-19
20.	220	Kristi Toliver	2008-09
21.	218	Lisa Brown	1987-88
22.	216	Christy Winters	1989-90
23.	215	Crystal Langhorne	2006-07
	215	Crystal Langhorne	2004-05
	215	Chequita Wood	1983-84
26.	211	Crystal Langhorne	2007-08
27.	207	Angel Reese	2021-22
	207	Bonnie Rimkus	1993-94
29.	206	Kristi Toliver	2007-08

CAREER FIELD GOALS MADE

1.	890	Alyssa Thomas	2011-14
2.	889	Crystal Langhorne	2005-08
3.	816	Vicky Bullett	1986-89
4.	803	Brionna Jones	2014-17
5.	802	Shatori Walker-Kimbrough	2014-17
6.	796	Kaila Charles	2017-20
7.	776	Marissa Coleman	2006-09
8.	708	Kristi Toliver	2006-09
9.	703	Christy Winters	1987-90
10.	693	Marcia Richardson	1981-84
11.	670	Tianna Hawkins	2010-13
12.	649	Jessie Hicks	1990-93
13.	621	Jasmina Perazic	1980-83
14.	618	Shay Doron	2004-07
	618	Deanna Tate	1986-89
16.	595	Diamond Miller	2020-23
17.	593	Lynetta Kizer	2008-12
18.	592	Chequita Wood	1983-86
19.	581	Myra Waters	1979-82
20.	578	SHYANNE SELLERS	2022-25
21.	571	Tara Heiss	1975-78
22.	569	Kris Kirchner	1978-80
23.	563	Deedee Warley	1999-02

SINGLE-GAME FIELD GOAL ATTEMPTS

30 Kaila Charles vs. Iowa (3/10/19)
30 Tara Heiss at Delaware (1/24/76)

SEASON FIELD GOAL ATTEMPTS

1.	507	Alyssa Thomas	2012-13
2.	504	Alyssa Thomas	2011-12
3.	503	Vicky Bullett	1988-89
4.	501	Alyssa Thomas	2013-14
5.	491	Kris Kirchner	1979-80
6.	490	Kristi Toliver	2008-09
7.	489	Kaila Charles	2017-18
8.	487	Deanna Tate	1988-89
9.	480	Marissa Coleman	2008-09
10.	473	Diamond Miller	2022-23
	473	Tianna Hawkins	2012-13
12.	464	Kristi Toliver	2007-08
13.	455	Kaila Charles	2018-19
	455	Shatori Walker-Kimbrough	2015-16
15.	451	Shatori Walker-Kimbrough	2016-17
16.	445	Bonnie Rimkus	1993-94
17.	444	Marcia Richardson	1983-84
	444	Shay Doron	2004-05
19.	431	KAYLENE SMIKLE	2024-25
	431	SHYANNE SELLERS	2022-23
21.	429	Christy Winters	1989-90
22.	420	Lisa Brown	1987-88
23.	414	Angel Reese	2021-22
	414	Marissa Coleman	2007-08
25.	409	Marché Strickland	1999-00
26.	407	Brionna Jones	2016-17
27.	406	Jasmina Perazic	1982-83
28.	404	Ashley Owusu	2020-21
	404	Vicky Bullett	1987-88
30.	401	Shay Doron	2005-06
31.	399	Edna Campbell	1986-87

CAREER FIELD GOAL ATTEMPTS

1.	1,868	Alyssa Thomas	2011-14
2.	1,603	Marissa Coleman	2006-09
3.	1,596	Kaila Charles	2017-20
4.	1,585	Kristi Toliver	2006-09
5.	1,543	Shatori Walker-Kimbrough	2014-17
6.	1,504	Shay Doron	2004-07
7.	1,449	Vicky Bullett	1986-89
8.	1,408	Marché Strickland	1999-02
9.	1,363	Crystal Langhorne	2005-08
10.	1,318	Marcia Richardson	1981-84
11.	1,310	Christy Winters	1987-90
12.	1,295	Diamond Miller	2020-23
13.	1,278	SHYANNE SELLERS	2022-25
14.	1,248	Stephanie Cross	1995-98
15.	1,237	Lynetta Kizer	2009-12
16.	1,236	Brionna Jones	2014-17
17.	1,183	Tara Heiss	1975-78
18.	1,167	Tianna Hawkins	2010-13
19.	1,164	Deedee Warley	1999-02
20.	1,159	Kris Kirchner	1978-80
21.	1,154	Deanna Tate	1986-89
22.	1,143	Jasmina Perazic	1980-83
23.	1,138	Sonia Chase	1995-98

SINGLE-GAME FIELD GOAL PERCENTAGE

Minimum 8 FGA

1.000	(10-10)	Chequita Wood at Georgia Tech (1/13/86)
	(10-10)	Jessie Hicks vs. Temple (12/5/90)
	(9-9)	Tianna Hawkins vs. Brown (12/28/12)
	(9-9)	Crystal Langhorne at Loyola (12/21/06)
	(9-9)	Crystal Langhorne vs. Central Connecticut (12/29/05)
	(9-9)	Christy Winters vs. George Washington (11/28/87)
	(8-8)	Stephanie Jones vs. Iowa (2/13/20)

FIELD GOALS

(8-8)	Lynetta Kizer vs. Samford (11/24/09)
(8-8)	Bonnie Rimkus vs. Virginia (2/20/91)

SEASON FIELD GOAL PERCENTAGE

Minimum 200 FGA

1.	.707	Crystal Langhorne	(215-304)	2006-07
2.	.690*	Brionna Jones	(281-407)	2016-17
3.	.670	Crystal Langhorne	(248-370)	2005-06
4.	.665	Brionna Jones	(236-355)	2015-16
5.	.647	Crystal Langhorne	(211-326)	2007-08
6.	.633	Jessie Hicks	(205-324)	1992-93
7.	.623	Tianna Hawkins	(187-300)	2011-12
8.	.603	Laura Harper	(182-302)	2007-08
	.603	Kalisa Davis	(143-237)	1997-98
10.	.602	Vicky Bullett	(243-404)	1987-88
11.	.601	Stephanie Jones	(158-263)	2019-20
	.601	Brionna Jones	(184-306)	2014-15
13.	.598	Jessie Hicks	(177-296)	1990-91
14.	.596	Branka Bogunovic	(143-240)	1998-99
15.	.592	Crystal Langhorne	(215-363)	2004-05
16.	.591	Jessie Hicks	(178-301)	1991-92
17.	.590	Stephanie Jones	(180-305)	2018-19
18.	.588	Stephanie Jones	(147-250)	2017-18
	.588	Christy Winters	(190-323)	1987-88
20.	.587	Kalisa Davis	(128-218)	1996-97
21.	.578	Dafne Lee	(137-237)	1990-91
22.	.577	Lea Hakala	(157-272)	1982-83
23.	.576	ALLIE KUBEK	(117-203)	2024-25
	.576	Chequita Wood	(215-373)	1983-84

* Big Ten record

CAREER FIELD GOAL PERCENTAGE

Minimum 2 seasons, 500 FGA

1.	.652	Crystal Langhorne	(889-1363)	2005-08
2.	.650*	Brionna Jones	(803-1236)	2014-17
3.	.594	Stephanie Jones	(547-921)	2017-20
4.	.588	Jessie Hicks	(649-1104)	1990-93
5.	.574	Tianna Hawkins	(670-1167)	2010-13
6.	.571	Kalisa Davis	(384-672)	1995-98
7.	.568	Dafne Lee	(382-673)	1989-92
8.	.565	Laura Harper	(510-902)	2005-08
9.	.563	Vicky Bullett	(816-1449)	1986-89
10.	.556	Alicia DeVaughn	(350-629)	2011-14
11.	.543	Jasmina Perazic	(621-1143)	1980-83
12.	.540	Myra Waters	(581-1076)	1979-82
13.	.539	Branka Bogunovic	(280-520)	1997-00
14.	.537	Christy Winters	(703-1310)	1987-90
15.	.536	Deanna Tate	(618-1154)	1986-89
16.	.529	Chequita Wood	(592-1119)	1983-86
17.	.526	Marcia Richardson	(693-1318)	1981-84
18.	.520	S. Walker-Kimbrough	(802-1543)	2014-17
19.	.515	Jane Zivalich	(436-847)	1976-79
20.	.509	Betsy Bailey	(325-639)	1978-79

* Big Ten record

Current Terps in BOLD

3-POINT FIELD GOALS

SINGLE-GAME 3-POINT FG MADE

9	Katie Benzan vs. Iowa (2/23/21)
8	Katie Benzan vs. Arkansas (11/29/20)
8	Kristen Confroy vs. Northwestern (1/17/16)
8	Katie Rutan vs. Florida State (2/20/14)
8	Kristi Toliver vs. Virginia Tech (1/18/09)
8	Tiffany Brown at Clemson (1/6/00)

SEASON 3-POINT FG MADE

1.	95	Taylor Mikesell	2018-19
2.	93	Katie Benzan	2020-21
3.	91	Kristi Toliver	2008-09
4.	90	Taylor Mikesell	2019-20
5.	85	Lori Bjork	2009-10
6.	81	Brinae Alexander	2023-24
7.	78	Kristi Toliver	2007-08
8.	76	Kristen Confroy	2017-18
9.	73	Katie Benzan	2021-22
	73	Kristen Confroy	2015-16
	73	Shatori Walker-Kimbrough	2015-16
12.	72	Shatori Walker-Kimbrough	2016-17
	72	Kristi Toliver	2006-07
14.	71	Destiny Slocum	2016-17
15.	69	Lexie Brown	2014-15
	69	Tiffany Brown	1999-00
17.	68	Brinae Alexander	2022-23
	68	Katie Rutan	2012-13
19.	67	SARAH TE-BIASU	2024-25
20.	64	Abby Meyers	2022-23
21.	63	Blair Watson	2017-18
22.	60	Blair Watson	2018-19
23.	59	Katie Rutan	2013-14
	59	Kristi Toliver	2005-06
	59	Marché Strickland	1999-00
26.	57	Chloe Bibby	2020-21
	57	Marah Strickland	2007-08
28.	56	Shay Doron	2005-06
	55	Blair Watson	2019-20
30.	54	Laurin Mincy	2011-12
	54	Marah Strickland	2008-09
	54	Marissa Coleman	2005-06
33.	52	Marché Strickland	2001-02
34.	51	Lexie Brown	2013-14
35.	49	Chloe Bibby	2021-22
36.	48	Tiffany Brown	1996-97
37.	47	Laurin Mincy	2014-15
	47	Ashleigh Newman	2005-06
	47	Marché Strickland	2000-01
40.	46	Marissa Coleman	2007-08
	46	Kim Rodgers	2009-10
42.	44	Kristen Confroy	2016-17
	42	KAYLENE SMIKLE	2024-25
44.	42	Terri Daniels	2002-03
	42	Chrissy Fisher	2002-03

CAREER 3-POINT FG MADE

1.	300	Kristi Toliver	2006-09
2.	217	Kristen Confroy	2015-18
3.	194	Blair Watson	2017-20
4.	186	Shatori Walker-Kimbrough	2014-17
5.	185	Taylor Mikesell	2019-20
6.	172	Marissa Coleman	2006-09
	172	Tiffany Brown	1997-00
8.	167	Marché Strickland	1999-02
9.	166	Katie Benzan	2021-22
10.	150	Shay Doron	2004-07
11.	149	Brinae Alexander	2023-24
12.	143	Laurin Mincy	2011-15
13.	127	Katie Rutan	2012-14
14.	124	Ashleigh Newman	2005-08

15.	121	Kim Rodgers	2008-12
16.	120	Lexie Brown	2014-15
17.	111	Marah Strickland	2008-09
18.	109	SHYANNE SELLERS	2022-25
19.	106	Diamond Miller	2020-23
	106	Chloe Bibby	2021-22
21.	101	Terri Daniels	2000-03
22.	91	Brene Moseley	2012-16
23.	85	Lori Bjork	2010
24.	80	Chrissy Fisher	2003-04
25.	76	Anjalé Barrett	2008-12
26.	75	Carla Holmes	1989-91
27.	71	Destiny Slocum	2017
28.	67	SARAH TE-BIASU	2025
	67	Kelley Gibson	1995-99
30.	64	Abby Meyers	2023
31.	61	Chloe Pavlech	2013-16
32.	53	Channise Lewis	2018-22
33.	47	BRI MCDANIEL	2023-pres.
34.	46	Diandra Tchatchouang	2009-11
35.	44	Lavender Briggs	2023-24
36.	42	KAYLENE SMIKLE	2025-pres.
37.	39	Lillian Purvis	1995-97
38.	38	ALLIE KUBEK	2024-pres.
	38	SAYLOR POFFENBARGER	2025-pres.
40.	38	Sara Vujacic	2019-20
41.	37	Ashley Owusu	2020-22
42.	33	Alli Spence	2004
43.	32	Eleanna Christinaki	2018
	32	Limor Mizrahi	1992

SINGLE-GAME 3-POINT FG ATTEMPTS

18 Tiffany Brown at Virginia (1/15/00)

SEASON 3-POINT FG ATTEMPTS

1.	231	Taylor Mikesell	2018-19
2.	230	Tiffany Brown	1999-00
3.	219	Kristi Toliver	2008-09
4.	212	Taylor Mikesell	2019-20
5.	210	Kristi Toliver	2007-08
6.	208	Lori Bjork	2009-10
7.	207	Brinae Alexander	2023-24
8.	200	Lexie Brown	2014-15
9.	190	Destiny Slocum	2016-17
10.	186	Katie Benzan	2020-21
11.	180	Katie Rutan	2012-13
12.	179	Kristen Confroy	2015-16
13.	169	Blair Watson	2019-20
	169	Kristen Confroy	2017-18
15.	166	Blair Watson	2018-19
16.	165	Abby Meyers	2022-23
17.	164	Katie Benzan	2021-22
18.	161	Kristi Toliver	2006-07
19.	160	Shatori Walker-Kimbrough	2016-17
20.	158	Chloe Bibby	2020-21
21.	155	Brinae Alexander	2022-23
22.	150	Marché Strickland	2001-02
23.	249	SARAH TE-BIASU	2025
24.	148	Marché Strickland	2000-01
25.	146	Shay Doron	2005-06
	146	Kristi Toliver	2005-06
	146	Marché Strickland	1999-00
28.	144	Chloe Bibby	2021-22
	144	Marah Strickland	2008-09
30.	143	Blair Watson	2017-18
31.	141	Kim Rodgers	2010-11
32.	140	Marah Strickland	2007-08
33.	139	Lexie Brown	2013-14
34.	137	Katie Rutan	2013-14

3-POINT FIELD GOALS

	137	Terri Daniels	2002-03
36.	136	Shay Doron	2004-05
37.	135	Laurin Mincy	2011-12
38.	134	Shatori Walker-Kimbrough	2015-16
	134	Tiffany Brown	1996-97
	134	Tiffany Brown	1997-98
41.	133	Kim Rodgers	2009-10
42.	131	Ashleigh Newman	2005-06
43.	127	SAYLOR POFFENBARGER	2025-pres.
	127	Marissa Coleman	2007-08

CAREER 3-POINT FG ATTEMPTS

1.	736	Kristi Toliver	2006-09
2.	575	Tiffany Brown	1997-00
3.	543	Blair Watson	2017-20
4.	536	Kristen Confroy	2015-18
5.	482	Marché Strickland	1999-02
6.	444	Shay Doron	2004-07
7.	443	Taylor Mikesell	2019-20
	443	Marissa Coleman	2006-09
9.	405	Shatori Walker-Kimbrough	2014-17
10.	402	Laurin Mincy	2011-15
11.	370	Kim Rodgers	2008-12
12.	366	Ashleigh Newman	2005-08
13.	362	Brinae Alexander	2023-24
14.	350	Diamond Miller	2020-23
	350	Katie Benzan	2021-22
16.	339	Lexie Brown	2014-15
17.	317	Katie Rutan	2012-14
18.	315	SHYANNE SELLERS	2022-25
19.	302	Chloe Bibby	2021-22
20.	287	Terri Daniels	2000-03
21.	284	Marah Strickland	2007-09
22.	254	Brene Moseley	2012-16
23.	245	Kelley Gibson	1995-99
24.	222	Chrissy Fisher	2003-04
25.	208	Lori Bjork	2010
26.	201	Anjalé Barrett	2008-12
27.	199	Carla Holmes	1988-91
28.	193	Chloe Pavlech	2013-16
29.	190	Destiny Slocum	2017
30.	165	Abby Meyers	2023
31.	155	Diandra Tchatchouang	2009-11
32.	149	SARAH TE-BIASU	2025
33.	147	Channise Lewis	2018-22
34.	146	Kalika France	2004-06
35.	130	Lillian Purvis	1994-97
36.	127	SAYLOR POFFENBARGER	2025-pres.
37.	123	BRI MCDANIEL	2023-pres.
38.	121	KAYLENE SMIKLE	2025-pres.
39.	114	Lavender Briggs	2023-24
40.	112	Ashley Owusu	2020-22
41.	104	Tierney Pfirman	2013-16
42.	101	Sara Vujacic	2019-20
43.	98	Anesia Smith	2002-05
44.	84	Monica Bennett	1990-93

SEASON 3-POINT FG PERCENTAGE

Minimum 50 FGA

1.	.545	S. Walker-Kimbrough	(73-134)	2015-16
2.	.500	Katie Benzan	(93-186)	2020-21
	.500	Alli Spence	(38-76)	2003-04
4.	.481	Terri Daniels	(25-52)	2000-01
5.	.470	Marissa Coleman	(54-115)	2005-06
6.	.450	SARAH TE-BIASU	(67-149)	2024-25
	.450	Kristen Confroy	(76-169)	2017-18

	.450	S. Walker-Kimbrough	(72-160)	2016-17
9.	.447	Kristi Toliver	(72-161)	2006-07
10.	.445	Katie Benzan	(73-164)	2021-22
11.	.441	Blair Watson	(63-143)	2017-18
12.	.439	Brinae Alexander	(68-155)	2022-23
13.	.431	Katie Rutan	(59-137)	2013-14
14.	.425	Taylor Mikesell	(90-212)	2019-20
15.	.424	Carla Holmes	(25-59)	1988-89
16.	.416	Kristi Toliver	(91-219)	2008-09
	.416	Limor Mizrachi	(32-77)	1991-92
18.	.411	Taylor Mikesell	(95-231)	2018-19
19.	.409	Lori Bjork	(85-208)	2009-10
	.408	Shyanne Sellers	(31-76)	2024-25
21.	.408	Kristen Confroy	(73-179)	2015-16
22.	.407	Marah Strickland	(57-140)	2007-08
23.	.405	Brene Moseley	(32-79)	2011-12
24.	.404	Kristi Toliver	(59-146)	2005-06
	.404	Marché Strickland	(59-146)	1999-00
26.	.400	Laurin Mincy	(54-135)	2011-12
27.	.397	S. Walker-Kimbrough	(23-58)	2013-14
28.	.396	Terri Bradley	(21-53)	1989-90
29.	.395	Channise Lewis	(32-81)	2017-18
30.	.391	Brinae Alexander	(81-207)	2023-24
31.	.388	Abby Meyers	(64-165)	2022-23
32.	.387	Anjalé Barrett	(24-64)	2010-11
33.	.385	BRI MCDANIEL	(25-65)	2023-24
34.	.385	Laurin Mincy	(47-122)	2014-15
35.	.384	Shay Doron	(56-146)	2005-06
36.	.383	Kristen Confroy	(44-115)	2016-17
37.	.382	Chrissy Fisher	(42-110)	2002-03
38.	.378	Katie Rutan	(68-180)	2012-13
	.378	Marissa Coleman	(37-98)	2008-09
40.	.375	Marah Strickland	(54-144)	2008-09
41.	.374	Destiny Slocum	(71-190)	2016-17
42.	.371	Kristi Toliver	(78-210)	2007-08
43.	.368	Brene Moseley	(21-57)	2014-15
44.	.367	Lexie Brown	(51-139)	2013-14
	.367	Carla Holmes	(22-60)	1987-88

CAREER 3-POINT FG PERCENTAGE

Minimum 2 seasons, 50 FGA

1.	.474	Katie Benzan	(166-350)	2021-22
2.	.459	S. Walker-Kimbrough	(186-405)	2014-17
3.	.418	Taylor Mikesell	(185-443)	2019-20
5.	.412	Brinae Alexander	(149-362)	2023-24
6.	.408	Kristi Toliver	(300-736)	2006-09
7.	.405	Kristen Confroy	(217-536)	2015-18
8.	.404	ALLIE KUBEK	(38-94)	2024-pres.
9.	.401	Katie Rutan	(127-317)	2013-14
10.	.394	Kim Bretz	(26-66)	1996-97
11.	.391	Marah Strickland	(111-284)	2008-09
12.	.388	Marissa Coleman	(172-443)	2006-09
13.	.386	Lavender Briggs	(44-114)	2023-24
14.	.382	BRI MCDANIEL	(37-89)	2023-pres.
15.	.378	Anjalé Barrett	(76-201)	2008-12
16.	.377	Carla Holmes	(75-199)	1989-91
17.	.371	Brene Moseley	(66-178)	2012-16
18.	.361	Channise Lewis	(53-147)	2018-22
19.	.360	Chrissy Fisher	(80-222)	2003-04
20.	.357	Blair Watson	(194-543)	2017-20
21.	.356	Laurin Mincy	(143-402)	2011-15
22.	.354	Mimi Collins	(28-79)	2021-22
	.354	Lexie Brown	(141-174)	2014-15
24.	.353	Lisa Brown	(24-68)	1985-89
25.	.352	Terri Daniels	(101-287)	2000-03
26.	.351	Chloe Bibby	(106-302)	2021-22
27.	.347	Marché Strickland	(167-482)	1999-02
28.	.346	SHYANNE SELLERS	(109-315)	2022-25

Current Terps in BOLD

FREE THROWS

SINGLE-GAME FREE THROWS MADE

23 Shay Doron (23-27) vs. Coppin State (11/21/03)
Tied NCAA Record

SEASON FREE THROWS MADE

1.	201	Diamond Miller	2022-23
2.	176	Alyssa Thomas	2012-13
3.	166	Marissa Coleman	2007-08
4.	164	KAYLENE SMIKLE	2024-25
5.	158	Crystal Langhorne	2005-06
6.	157	SHYANNE SELLERS	2023-24
	157	Laura Harper	2007-08
8.	153	Angel Reese	2021-22
9.	152	Marissa Coleman	2008-09
10.	145	Alyssa Thomas	2013-14
	145	Shay Doron	2004-05
12.	141	Kristi Toliver	2007-08
13.	136	Kaila Charles	2018-19
	136	Laurin Mincy	2014-15
	136	Shay Doron	2003-04
16.	135	Brionna Jones	2016-17
	135	Shay Doron	2005-06
	135	Kris Kirchner	1979-80
19.	128	Alyssa Thomas	2011-12
20.	125	Laura Harper	2005-06
21.	119	Jessie Hicks	1992-93
	119	Crystal Langhorne	2004-05
23.	115	Deedee Warley	1999-00
24.	114	Shatori Walker-Kimbrough	2015-16
	114	Lynetta Kizer	2010-11
	114	Crystal Langhorne	2007-08
27.	112	SHYANNE SELLERS	2024-25
	112	Kaila Charles	2017-18
29.	111	Shatori Walker-Kimbrough	2016-17
30.	110	BRI MCDANIEL	2023-24
31.	109	SHYANNE SELLERS	2022-23
	109	Ashley Owusu	2020-21
33.	108	Alyssa Thomas	2010-11
	108	Vicky Bullett	1998-99
34.	107	Diamond Miller	2020-21
	107	Deedee Warley	2000-01
36.	106	Laurin Mincy	2011-12

CAREER FREE THROWS MADE

1.	557	Alyssa Thomas	2011-14
2.	492	Shay Doron	2004-07
3.	481	Marissa Coleman	2006-09
4.	469	Crystal Langhorne	2005-08
5.	411	SHYANNE SELLERS	2022-25
	411	Lynetta Kizer	2009-12
7.	410	Diamond Miller	2020-23
8.	386	Laura Harper	2005-08
	386	Deedee Warley	1999-02
10.	382	Kaila Charles	2017-20
11.	366	Shatori Walker-Kimbrough	2014-17
12.	362	Kristi Toliver	2006-09
13.	322	Brionna Jones	2014-17
14.	322	Laurin Mincy	2011-15
15.	303	Jessie Hicks	1990-93
16.	296	Vicky Bullett	1986-89
17.	287	Deanna Tate	1986-89
	287	Kris Kirchner	1978-80
19.	285	Ashley Owusu	2020-22
20.	278	Renneika Razor	2000-03
21.	273	Christy Winters	1987-90
22.	264	Alicia DeVaughn	2011-14
23.	261	Myra Waters	1979-82
24.	256	Sonia Chase	1995-98
25.	247	Tianna Hawkins	2010-13
	247	Debbie Lytle	1980-83

27. 246 Brianna Fraser 2016-19

SINGLE-GAME FREE THROWS ATTEMPTED

27 Shay Doron (23-27) vs. Coppin State (11/21/03)

SEASON FREE THROWS ATTEMPTED

1.	252	Diamond Miller	2022-23
2.	230	Alyssa Thomas	2012-13
3.	228	Laura Harper	2007-08
	228	Crystal Langhorne	2005-06
5.	224	Angel Reese	2021-22
6.	210	Crystal Langhorne	2004-05
7.	205	Marissa Coleman	2007-08
8.	199	KAYLENE SMIKLE	2024-25
9.	193	Jessie Hicks	1992-93
10.	190	Marissa Coleman	2008-09
	190	Kris Kirchner	1979-80
12.	185	SHYANNE SELLERS	2023-24
13.	183	Laura Harper	2005-06
14.	182	Alyssa Thomas	2013-14
	182	Shay Doron	2004-05
16.	176	Brionna Jones	2016-17
	176	Shay Doron	2003-04
18.	173	Renneika Razor	2002-03
19.	171	Crystal Langhorne	2007-08
20.	169	Kaila Charles	2018-19
21.	167	Lynetta Kizer	2010-11
22.	164	Kristi Toliver	2007-08
23.	163	Shay Doron	2005-06
	163	Deedee Warley	1999-00
25.	160	Alyssa Thomas	2011-12
26.	158	Laurin Mincy	2014-15
27.	157	Shakira Austin	2019-20
28.	153	Kaila Charles	2017-18
29.	149	Jessie Hicks	1991-92

CAREER FREE THROWS ATTEMPTED

1.	747	Crystal Langhorne	2005-08
2.	720	Alyssa Thomas	2011-14
3.	613	Shay Doron	2004-07
4.	594	Marissa Coleman	2006-09
5.	587	Lynetta Kizer	2009-12
6.	566	Laura Harper	2005-08
7.	543	Deedee Warley	1999-02
8.	521	Diamond Miller	2020-23
9.	516	Kaila Charles	2017-20
10.	500	Renneika Razor	2000-03
	500	Jessie Hicks	1990-93
12.	495	SHYANNE SELLERS	2022-25
13.	479	Brionna Jones	2014-17
14.	456	Shatori Walker-Kimbrough	2014-17
15.	418	Kristi Toliver	2006-09
	418	Kris Kirchner	1978-80
17.	408	Vicky Bullett	1986-89
18.	402	Christy Winters	1987-90
19.	400	Sonia Chase	1995-98
20.	395	Alicia DeVaughn	2011-14
21.	394	Laurin Mincy	2011-15
22.	379	Deanna Tate	1986-89
23.	373	Ashley Owusu	2020-22
24.	363	Debbie Lytle	1980-83
25.	361	Stephanie Cross	1995-98
26.	357	Brianna Fraser	2016-19

SINGLE-GAME FREE THROW PERCENTAGE

Minimum 10 Attempts

1.000 (14-14) Kim Bretz vs. Florida State (1/30/97)

FREE THROWS

(13-13)	Kristi Toliver vs. North Carolina (3/7/09)
(13-13)	Kristi Toliver at Purdue (12/4/08)
(12-12)	Deedee Warley vs. NC State (3/3/01)
(11-11)	Ashley Owusu vs. Stanford (11/27/21)
(11-11)	Alyssa Thomas at Boston College (2/21/13)
(11-11)	Alyssa Thomas vs. Georgetown (3/22/11)
(11-11)	Marissa Coleman at Georgia Tech (2/19/09)
(10-10)	KAYLENE SMIKLE at Oregon (2/6/25)
(10-10)	KAYLENE SMIKLE at Syracuse (11/13/24)
(10-10)	SHYANNE SELLERS vs. Ohio State (1/17/24)
(10-10)	Shatori Walker-Kimbrough vs. Iona (3/19/16)
(10-10)	Lynetta Kizer vs. Clemson (2/14/10)
(10-10)	Marissa Coleman at Boston College (2/9/09)
(10-10)	Kiki Wimbush vs. Wake Forest (1/18/01)
(10-10)	Kelley Gibson vs. Virginia (2/24/96)
(10-10)	Dafne Lee at North Carolina (2/8/92)

SEASON FREE THROW PERCENTAGE

Minimum 50 FT Made

1.	.891	Kristi Toliver	(57-64)	2005-06
2.	.877	Kristi Toliver	(50-57)	2006-07
3.	.868	SHYANNE SELLERS	(112-129)	2024-25
	.868	Chloe Bibby	(59-68)	2020-21
5.	.865	Lori Bjork	(45-52)	2009-10
6.	.862	SAYLOR POFFENBARGER	(50-58)	2024-25
7.	.861	Laurin Mincy	(136-158)	2014-15
8.	.860	Taylor Mikesell	(43-50)	2018-19
	.860	Kristi Toliver	(141-164)	2007-08
	.860	Jasmina Perazic	(49-57)	1981-82
11.	.857	Kristi Toliver	(114-133)	2008-09
	.857	Marché Strickland	(60-70)	2000-01
13	.849	SHYANNE SELLERS	(157-185)	2023-24
14	.839	Marché Strickland	(47-56)	1998-99
15.	.833	Chloe Bibby	(55-66)	2021-22
	.833	Marissa Coleman	(90-108)	2005-06
17.	.830	Lexie Brown	(93-112)	2014-15
18.	.828	Shay Doron	(135-163)	2005-06
19	.826	Shay Doron	(76-92)	2006-07
20.	.824	KAYLENE SMIKLE	(164-199)	2024-25
	.824	Limor Mizrahi	(56-68)	1991-92
22.	.817	Jade Perry	(67-82)	2006-07
23.	.816	S. Walker-Kimbrough	(111-136)	2016-17
	.816	Marcia Richardson	(62-76)	1981-82
25.	.814	Mimi Collins	(48-59)	2020-21
26.	.810	Marissa Coleman	(166-205)	2007-08
27.	.809	S. Walker-Kimbrough	(114-141)	2015-16
	.809	Laurin Mincy	(106-131)	2011-12
29.	.807	SHYANNE SELLERS	(109-135)	2022-23
30.	.805	Kaila Charles	(136-169)	2018-19
31.	.804	S. Walker-Kimbrough	(82-102)	2014-15
32.	.803	BRI MCDANIEL	(110-137)	2023-24
33.	.802	Marissa Coleman	(73-91)	2006-07
34.	.800	Alyssa Thomas	(128-160)	2011-12
	.800	Jane Zivalich	(68-85)	1977-78

CAREER FREE THROW PERCENTAGE

Minimum 2 seasons, 200 FTA

1.	.866	Kristi Toliver	(362-418)	2006-09
2.	.830	SHYANNE SELLERS	(411-495)	2022-25
3.	.817	Laurin Mincy	(322-394)	2011-15
4.	.810	Marissa Coleman	(481-594)	2006-09
5.	.804	Marché Strickland	(163-200)	1999-02
6.	.803	S. Walker-Kimbrough	(255-320)	2014-17
	.803	Shay Doron	(492-613)	2004-07
8.	.789	Brene Moseley	(225-285)	2012-16
9.	.787	Diamond Miller	(410-521)	2020-23
10.	.785	BRI MCDANIEL	(161-205)	2023-pres.
11.	.774	Alyssa Thomas	(557-720)	2011-14
12.	.771	Lisa Brown	(165-214)	1985-88

13.	.770	Marcia Richardson	(244-317)	1981-84
14.	.764	Ashley Owusu	(285-373)	2020-22
15.	.757	Deanna Tate	(287-379)	1986-89
16.	.752	Jasmina Perazic	(155-206)	1980-83
17.	.749	Michele Andrew	(209-279)	1992-94
18.	.740	Kaila Charles	(382-516)	2017-20
19.	.736	Malissa Boles	(178-242)	1992-93
20.	.735	Myra Waters	(261-355)	1979-82
21.	.728	Jade Perry	(185-254)	2005-08
22.	.726	Jane Zivalich	(241-332)	1976-79
23.	.725	Vicky Bullett	(296-408)	1986-89
24.	.720	Tianna Hawkins	(247-343)	2010-13
25.	.711	Deedee Warley	(386-543)	1999-02
26.	.700	Stephanie Jones	(205-293)	2017-20

Current Terps in **BOLD**

REBOUNDS

20-REBOUND GAMES

1.	24	Tianna Hawkins vs. Wake Forest (1/19/12)
2.	23	Debbie Jones vs. Howard (12/11/76)
	23	Angie Scott vs. Towson State (3/1/75)
4.	22	Crystal Langhorne at Miami (2/17/05)
	22	Kris Kirchner at Rutgers (2/2/80)
	22	Laurie Donnelly vs. Federal City (2/24/72)
7.	21	Shakira Austin vs. Coppin State (11/9/18)
8.	20	Brionna Jones vs. Washington State (11/26/16)
	20	Laura Harper vs. Georgia Tech (1/20/08)
	20	Myra Waters vs. Georgetown (12/6/80)
	20	Angie Scott vs. Old Dominion (1/21/76)
	20	Fran Lake vs. Bridgewater (2/27/72)

SINGLE-SEASON REBOUNDS

1.	381	Alyssa Thomas	2013-14
2.	380	Brionna Jones	2016-17
3.	362	Kris Kirchner	1979-80
4.	349	Alyssa Thomas	2012-13
5.	342	Brionna Jones	2015-16
6.	340	Angel Reese	2021-22
	340	Crystal Langhorne	2004-05
8.	331	Tianna Hawkins	2012-13
9.	328	Brionna Jones	2014-15
10.	326	Tianna Hawkins	2011-12
11.	325	Demauria Liles	2008-09
	325	Crystal Langhorne	2005-06
13.	324	Shakira Austin	2018-19
14.	316	Kris Kirchner	1977-78
15.	313	Laura Harper	2007-08
16.	309	Marissa Coleman	2008-09
17.	303	Vicky Bullett	1987-88
18.	299	Marissa Coleman	2005-06
19.	290	Crystal Langhorne	2007-08
20.	287	Vicky Bullett	1988-89
21.	282	Bonnie Rimkus	1993-94
22.	279	Alyssa Thomas	2011-12
23.	275	Kaila Charles	2017-18
	275	Marissa Coleman	2007-08
25.	274	Crystal Langhorne	2006-07
26.	266	Lynetta Kizer	2009-10
27.	258	Laura Harper	2005-06
	258	Kris Kirchner	1978-79
29.	256	Tianna Hawkins	2009-10
30.	256	Marissa Coleman	2006-07

CAREER REBOUNDS

1.	1,235	Alyssa Thomas	2011-14
2.	1,229	Crystal Langhorne	2005-08
3.	1,209	Brionna Jones	2014-17
4.	1,139	Marissa Coleman	2006-09
5.	1,086	Tianna Hawkins	2010-13
6.	968	Vicky Bullett	1986-89
7.	958	Lynetta Kizer	2009-12
8.	936	Kris Kirchner	1978-80
9.	930	Kaila Charles	2017-20
10.	873	Laura Harper	2005-08
11.	816	Alicia DeVaughn	2011-14
12.	782	Myra Waters	1979-82
13.	723	Christy Winters	1987-90
14.	716	Stephanie Cross	1995-98
15.	703	Jessie Hicks	1990-93
	703	Chequita Wood	1983-86
17.	693	Stephanie Jones	2017-20
18.	690	Deedee Warley	1999-02
19.	681	Subrena Rivers	1986-90
20.	672	Bonnie Rimkus	1991-94

21.	668	Debbie Lytle	1980-83
22.	634	Shatori Walker-Kimbrough	2014-17
23.	609	Jade Perry	2005-08

SEASON REBOUNTING AVERAGE

1.	12.1	Kris Kirchner	1979-80
2.	11.4	Angie Scott	1974-75
3.	10.9	Brionna Jones	2016-17
	10.9	Alyssa Thomas	2013-14
5.	10.6	Angel Reese	2021-22
	10.6	Crystal Langhorne	2004-05
7.	10.5	Kris Kirchner	1977-78
8.	10.3	Alyssa Thomas	2012-13
9.	10.1	Bonnie Rimkus	1993-94
10.	9.8	Brionna Jones	2015-16
11.	9.7	Tianna Hawkins	2012-13
12.	9.5	Shakira Austin	2018-19
	9.5	Vicky Bullett	1987-88
	9.5	Angie Scott	1975-76
15.	9.4	Crystal Langhorne	2007-08
16.	9.1	Tianna Hawkins	2011-12
	9.1	Beth Hunt	1986-87
18.	9.0	Demauria Liles	2008-09
	9.0	Vicky Bullett	1988-89
	9.0	Kris Kirchner	1978-79
21.	8.9	Brionna Jones	2014-15
22.	8.6	Marissa Coleman	2008-09
	8.6	Crystal Langhorne	2005-06
24.	8.5	Laura Harper	2007-08
	8.5	Myra Waters	1980-81
26.	8.4	Myra Waters	1979-80
	8.4	Vicky Bullett	1986-87

CAREER REBOUNTING AVERAGE

Minimum 2 seasons

1.	10.2	Kris Kirchner	1978-80
2.	9.1	Angel Reese	2021-22
	9.1	Alyssa Thomas	2011-14
	9.1	Crystal Langhorne	2005-08
5.	9.0	Angie Scott	1975-77
6.	8.5	Brionna Jones	2014-17
	8.5	Vicky Bullett	1986-89
8.	8.2	Shakira Austin	2019-20
9.	8.0	Tianna Hawkins	2010-13
10.	7.9	Marissa Coleman	2006-09
11.	7.8	Debbie Jones	1977-78
12.	7.5	Laura Harper	2005-08
13.	7.1	Lynetta Kizer	2009-12
	7.1	Myra Waters	1979-82
	7.1	Debbie Stewart	1977-79
16.	6.9	Kaila Charles	2017-20
17.	6.5	Stephanie Cross	1995-98
18.	6.3	Jessie Hicks	1990-93
19.	6.2	Chequita Wood	1983-86
20.	6.1	Bonnie Rimkus	1991-94
21.	6.0	Alicia DeVaughn	2011-14
	6.0	Debbie Lytle	1980-83
	6.0	Deedee Warley	1999-02

Current Terps in **BOLD**

ASSISTS

SINGLE-GAME ASSISTS

18 Tiffany Brown vs. Morgan State (2/3/99)

SEASON ASSISTS

1.	275	Kristi Toliver	2007-08
2.	249	Tara Heiss	1977-78
3.	217	Deanna Tate	1988-89
4.	214	Anesia Smith	2004-05
5.	207	Brene Moseley	2015-16
6.	204	Destiny Slocum	2016-17
7.	183	Debbie Lytle	1981-82
8.	182	Channise Lewis	2018-19
9.	181	Alyssa Thomas	2012-13
10.	177	SHYANNE SELLERS	2023-24
	177	Anjalé Barrett	2011-12
	177	Deanna Tate	1987-88
13.	174	Ashley Owusu	2019-20
14.	171	Ashley Owusu	2020-21
	171	Dara Taylor	2009-10
16.	170	Kristi Toliver	2008-09
17.	163	Lexie Brown	2014-15
18.	161	Kristi Toliver	2006-07
19.	160	Channise Lewis	2017-18
20.	158	Carla Holmes	1988-89
21.	157	Debbie Lytle	1979-80
22.	150	Debbie Lytle	1982-83
23.	149	Shay Doron	2005-06
24.	148	Lisa Brown	1987-88
	148	Karon Ferguson	1993-94
26.	147	Lexie Brown	2013-14
27.	145	Kristi Toliver	2005-06
28.	144	Alyssa Thomas	2013-14
29.	142	Subrena Rivers	1989-90

CAREER ASSISTS

1.	751	Kristi Toliver	2006-09
2.	583	Debbie Lytle	1980-83
3	523	SHYANNE SELLERS	2022-25
4.	504	Tara Heiss	1975-78
5.	500	Deanna Tate	1986-89
6.	488	Alyssa Thomas	2011-14
7	486	Anjalé Barrett	2008-12
8.	453	Marissa Coleman	2006-09
9.	444	Ashley Owusu	2020-22
10.	443	Brene Moseley	2012-16
11.	439	Carla Holmes	1988-91
12.	416	Anesia Smith	2002-05
13.	411	Shay Doron	2004-07
14.	406	Subrena Rivers	1986-90
15.	402	Marcia Richardson	1981-84
16.	383	Lisa Brown	1985-88
17.	381	Tiffany Brown	1997-00
18.	374	Shatori Walker-Kimbrough	2016-17
19.	373	Channise Lewis	2017-22
20.	371	Sonia Chase	1995-98
21.	364	Vicki Brick	2000-04
22.	354	Terri Daniels	2000-03

BLOCKED SHOTS

SINGLE-GAME BLOCKED SHOTS

8	Shakira Austin vs. Purdue (2/25/19)
8	Shakira Austin at Delaware (12/20/18)
8	Christy Winters vs. Cleveland State (1/2/87)
8	Krystal Kimrey vs. James Madison (12/1/76)

SEASON BLOCKED SHOTS

1.	89	Shakira Austin	2018-19
2.	80	Kris Kirchner	1978-79
3.	70	Laura Harper	2005-06
4.	65	Laura Harper	2006-07
5.	59	Kris Kirchner	1979-80
6.	57	Brionna Jones	2016-17
7.	54	Vicky Bullett	1986-87
8.	52	Marissa Coleman	2005-06
9.	49	Brionna Jones	2014-15
10.	48	Laura Harper	2007-08
11.	47	Kris Kirchner	1997-98
	47	Jessie Hicks	1992-93
	47	Jessie Hicks	1991-92
14.	46	Demauria Liles	2008-09
	46	Vicky Bullett	1988-89
16.	45	Diamond Miller	2022-23
	45	Alicia DeVaughn	2011-12
18.	44	Diandra Tchatchouang	2009-10
19.	41	Shakira Austin	2019-20
	41	Vicky Bullett	1987-88
21.	40	Brionna Jones	2015-16
	40	Crystal Washington	2003-04
23.	39	Tianna Hawkins	2011-12
24.	37	Shatori Walker-Kimbrough	2015-16
25.	36	Angel Reese	2021-22
	36	Kaila Charles	2017-18
	36	Alicia DeVaughn	2010-11
28.	35	Brianna Fraser	2017-18
	35	Diandra Tchatchouang	2010-11
30.	34	Carolin Dehn-Duhr	1984-85
31.	33	Tianna Hawkins	2009-10
	33	Christy Winters	1986-87

CAREER BLOCKED SHOTS

1.	198	Laura Harper	2005-08
2.	186	Kris Kirchner	1978-80
3.	170	Vicky Bullett	1986-89
4.	164	Brionna Jones	2014-17
5.	141	Marissa Coleman	2006-09
6.	137	Jessie Hicks	1990-93
7.	130	Shakira Austin	2019-20
8.	129	Alicia DeVaughn	2011-14
9.	117	Tianna Hawkins	2010-13
10.	111	Diamond Miller	2020-23
11.	97	Kaila Charles	2017-20
	97	Krystal Kimrey	1977-80
13.	95	Brianna Fraser	2016-19
14.	91	Shatori Walker-Kimbrough	2014-17
	91	Christy Winters	1987-90
16.	86	Chequita Wood	1983-86
17.	79	Diandra Tchatchouang	2010-11
18.	78	Stephanie Jones	2017-20
19.	78	Malina Howard	2013-16
20.	75	Lynetta Kizer	2009-12
21.	74	Debbie Lytle	1980-83
22.	71	Crystal Washington	2001-04
	71	Rosita Melbourne	1999-02
	66	Myra Waters	1979-82
25.	65	Carolin Dehn-Duhr	1986-87
26.	62	Bonnie Rimkus	1991-94
27.	59	Blair Watson	2017-20

28.	58	Alyssa Thomas	2011-14
29.	55	Angel Reese	2021-22
	55	Deedee Warley	1999-02

Current Terps in **BOLD**

STEALS

SINGLE-GAME STEALS

9	Blair Watson at Iowa (1/9/20)
9	Debbie Lytle at Howard (12/1/82)
9	Debbie Lytle vs. Old Dominion (1/4/81)

SEASON STEALS

1.	126	Deanna Tate	1988-89
2.	95	Vicki Brick	1999-00
3.	91	Blair Watson	2019-20
4.	90	Sonia Chase	1994-95
5.	89	Debbie Lytle	1981-82
	89	Deanna Tate	1987-88
	89	Sonia Chase	1997-98
8.	87	Renneika Razor	2002-03
9.	86	Debbie Lytle	1979-80
10.	80	Lexie Brown	2014-15
	80	Chequita Wood	1983-84
12.	78	Deanna Tate	1985-86
13.	77	Myra Waters	1979-80
14.	73	Myra Waters	1980-81
	73	Debbie Lytle	1980-81
16.	72	Vicky Bullett	1988-89
17.	71	Diamond Miller	2022-23
	71	Vicky Bullett	1987-88

CAREER STEALS

1.	315	Debbie Lytle	1980-83
2.	309	Sonia Chase	1995-98
3.	293	Deanna Tate	1986-89
4.	266	Renneika Razor	2000-03
5.	241	Myra Waters	1979-82
6.	238	Alyssa Thomas	2011-14
7.	236	Chequita Wood	1983-86
8.	232	Shatori Walker-Kimbrough	2014-17
9.	225	Vicki Brick	2000-04
10.	223	Shay Doron	2004-07
11.	220	Vicky Bullett	1986-89
12.	212	Lisa Brown	1985-88
13.	209	Blair Watson	2017-20
14.	205	Marissa Coleman	2006-09
15.	191	Kaila Charles	2017-20
16.	190	Tiffany Brown	1997-00
17.	189	SHYANNE SELLERS	2022-25
18.	188	Stephanie Cross	1995-98
19.	182	Marcia Richardson	1981-84
20.	172	Anesia Smith	2002-05
21.	170	Diamond Miller	2020-23

Current Terps in **BOLD**

GAMES PLAYED AND STARTED

SEASON GAMES PLAYED

38	Shay Doron (2005-06)
38	Crystal Langhorne (2005-06)
38	Ashleigh Newman (2005-06)
38	Jade Perry (2005-06)

CAREER GAMES PLAYED

1.	144	Marissa Coleman	2006-09
2.	143	Laurin Mincy	2011-15
3.	142	Brionna Jones	2014-17
	142	Shatori Walker-Kimbrough	2014-17
	142	Brene Moseley	2012-16
6.	141	Ashleigh Newman	2005-08
7.	140	Kristen Confroy	2015-18
	140	Malina Howard	2013-16
9.	139	Kristi Toliver	2006-09
	139	Jade Perry	2005-08
11.	138	Faith Masonius	2019-24
12.	137	Alicia DeVaughn	2011-14
	137	Anjalé Barrett	2008-12
14.	136	Tianna Hawkins	2010-13
15.	135	Kaila Charles	2017-20
	135	Alyssa Thomas	2011-14
	135	Lynetta Kizer	2009-12
	135	Crystal Langhorne	2005-08
19.	134	Stephanie Jones	2017-20

SEASON GAMES STARTED

38	Crystal Langhorne (2005-06)
----	-----------------------------

CAREER GAMES STARTED

1.	135	Kaila Charles	2017-20
	135	Alyssa Thomas	2011-14
3.	134	Crystal Langhorne	2005-08
4.	133	Marissa Coleman	2006-09
5.	128	Kristi Toliver	2006-09
6.	120	Brionna Jones	2014-17
7.	119	Shay Doron	2004-07
8.	117	Marché Strickland	1999-02

CONSECUTIVE GAMES PLAYED

1.	142	Brionna Jones	2014-17
	142	Shatori Walker-Kimbrough	2014-17
3.	141	Ashleigh Newman	2005-08
4.	138	Marissa Coleman	2006-09
5.	137	Alicia DeVaughn	2011-14
6.	136	Tianna Hawkins	2010-13
7.	135	Kaila Charles	2017-20
8.	130	Anjalé Barrett	2008-12
9.	123	Christy Winters	1987-90
10.	120	Marcia Richardson	1981-84
11.	117	Kristen Confroy	2015-18
	117	Marché Strickland	1999-02
13.	116	Stephanie Jones	2017-20

Current Terps in **BOLD**

SEASON RECORDS BY CLASS

FRESHMAN RECORDS

2020 season ended after Big Ten Tournament due to NCAA Tournament cancellation for coronavirus pandemic.

Points

1.	549	Crystal Langhorne (2005)
2.	510	Marissa Coleman (2006)
3.	484	Deanna Tate (1986)
4.	466	Edna Campbell (1987)
5.	456	Taylor Mikesell (2019)
6.	450	Alyssa Thomas (2011)
7.	405	Shay Doron (2004)
	405	Kris Kirchner (1978)
9.	401	Lynetta Kizer (2009)
10.	392	Destiny Slocum (2017)
	392	Diandra Tchatchouang (2010)
12.	383	Ashley Owusu (2020)
13.	369	Betsy Bailey (1978)
14.	363	Kalika France (2004)
	363	Deedee Warley (1999)

Scoring Average

1.	17.2	Crystal Langhorne (2005)
2.	16.7	Deanna Tate (1986)
3.	16.1	Edna Campbell (1987)
	16.1	Beth Hunt (1987)
5.	14.5	Alyssa Thomas (2011)
6.	13.8	Marissa Coleman (2006)
7.	13.5	Shay Doron (2004)
	13.5	Kris Kirchner (1978)
9.	13.4	Taylor Mikesell (2019)
	13.4	Deedee Warley (1999)
11.	12.7	Betsy Bailey (1978)
12.	12.2	Kelley Gibson (1996)
13.	12.0	Ashley Owusu (2020)

Rebounds

1.	340	Crystal Langhorne (2005)
2.	324	Shakira Austin (2019)
3.	316	Kris Kirchner (1978)
4.	299	Marissa Coleman (2006)
5.	262	Lynetta Kizer (2009)
6.	256	Tianna Hawkins (2010)
7.	226	Alyssa Thomas (2011)
8.	200	Beth Hunt (1987)
9.	195	Kaila Charles (2017)
10.	193	Sonia Chase (1995)
11.	185	Kalika France (2004)
12.	183	Diandra Tchatchouang (2010)
13.	173	Alicia DeVaughn (2011)
14.	172	Stephanie Cross (1995)
15.	169	Chequita Wood (1983)
16.	159	Brionna Jones (2014)
	159	Jane Zivalich (1976)

Rebound Average

1.	10.6	Crystal Langhorne (2005)
2.	10.5	Kris Kirchner (1978)
3.	9.5	Shakira Austin (2019)
4.	9.1	Beth Hunt (1987)
5.	8.1	Marissa Coleman (2006)
6.	7.5	Tianna Hawkins (2010)
7.	7.3	Alyssa Thomas (2011)
	7.3	Lynetta Kizer (2009)
9.	6.7	Sonia Chase (1995)
10.	6.6	Jane Zivalich (1976)
11.	6.4	Vicky Bullett (1986)
12.	6.1	Stephanie Cross (1995)

13. 6.0 Kalika France (2004)

Field Goals Made

1.	215	Crystal Langhorne (2005)
2.	201	Edna Campbell (1987)
3.	192	Deanna Tate (1986)
4.	183	Marissa Coleman (2006)
5.	174	Betsy Bailey (1978)
6.	171	Alyssa Thomas (2011)
7.	159	Taylor Mikesell (2019)
8.	158	Kris Kirchner (1978)
9.	155	Diandra Tchatchouang (2010)
10.	151	Deedee Warley (1999)
11.	149	Lynetta Kizer (2009)
12.	145	Beth Hunt (1987)
13.	144	Ashley Owusu (2020)
14.	140	Kalika France (2004)
15.	139	Kaila Charles (2017)

Field Goals Attempted

1.	399	Edna Campbell (1987)
2.	377	Taylor Mikesell (2019)
3.	371	Diandra Tchatchouang (2010)
4.	363	Marissa Coleman (2006)
	363	Crystal Langhorne (2005)
6.	356	Alyssa Thomas (2011)
7.	349	Deanna Tate (1986)
8.	340	Kelley Gibson (1996)
9.	329	Kristi Toliver (2006)
10.	328	Destiny Slocum (2017)
11.	327	Shay Doron (2004)
12.	326	Betsy Bailey (1978)
13.	323	Ashley Owusu (2020)
14.	318	Kalika France (2004)
15.	317	Stephanie Cross (1995)

3-Point Field Goals Made

1.	95	Taylor Mikesell (2019)
2.	71	Destiny Slocum (2017)
3.	59	Kristi Toliver (2006)
4.	57	Marah Strickland (2008)
5.	54	Marissa Coleman (2006)
6.	51	Lexie Brown (2014)
7.	48	Tiffany Brown (1997)
8.	42	Chrissy Fisher (2003)
9.	33	Ashleigh Newman (2005)
10.	32	SHYANNE SELLERS (2022)
	32	Channise Lewis (2018)
	32	Chloe Pavlech (2013)
	32	Brene Moseley (2012)
	32	Diandra Tchatchouang (2010)
15.	28	Aluma Goren (1991)
16.	27	Shay Doron (2004)
17.	24	Kristen Confroy (2015)
18.	23	Diamond Miller (2020)
	23	S. Walker-Kimbrough (2014)
	23	Kalika France (2004)
21.	22	Anesia Smith (2002)
	22	Carla Holmes (1988)

3-Point Field Goals Attempted

1.	231	Taylor Mikesell (2019)
2.	190	Destiny Slocum (2017)
3.	146	Kristi Toliver (2006)
4.	140	Marah Strickland (2008)
5.	139	Lexie Brown (2014)

6.	134	Tiffany Brown (1997)
7.	115	Marissa Coleman (2006)
8.	110	Chrissy Fisher (2003)
9.	103	Diandra Tchatchouang (2010)
10.	101	SHYANNE SELLERS (2022)
11.	94	Ashleigh Newman (2005)
12.	88	Chloe Pavlech (2013)
13.	84	Kelley Gibson (1996)
14.	82	Aluma Goren (1991)
15.	81	Channise Lewis (2018)
16.	80	Shay Doron (2005)
17.	79	Brene Moseley (2012)
18.	73	Diamond Miller (2020)
	73	Kristen Confroy (2015)
	73	Kalika France (2004)

Free Throws Made

1.	136	Shay Doron (2004)
2.	119	Crystal Langhorne (2005)
3.	108	Alyssa Thomas (2011)
4.	103	Lynetta Kizer (2009)
5.	100	Deanna Tate (1986)
6.	90	Marissa Coleman (2006)
7.	89	Kris Kirchner (1978)
8.	82	Ashley Owusu (2020)
9.	74	Kelley Gibson (1996)
10.	69	Shakira Austin (2019)
11.	68	Bonnie Rimkus (1991)
12.	64	Edna Campbell (1987)
	64	Beth Hunt (1987)

Free Throws Attempted

1.	210	Crystal Langhorne (2005)
2.	176	Shay Doron (2004)
3.	151	Lynetta Kizer (2009)
4.	148	Alyssa Thomas (2011)
5.	144	Shakira Austin (2019)
6.	141	Kris Kirchner (1978)
7.	128	Deanna Tate (1986)
8.	114	Diandra Tchatchouang (2010)
9.	112	Ashley Owusu (2020)
10.	108	Marissa Coleman (2006)
11.	103	Alicia DeVaughn (2011)
	103	Bonnie Rimkus (1991)
13.	97	Kelley Gibson (1996)
14.	95	Deedee Warley (1999)
15.	93	Renneika Razor (2000)

Assists

1.	204	Destiny Slocum (2017)
2.	174	Ashley Owusu (2020)
3.	171	Dara Taylor (2010)
4.	160	Channise Lewis (2018)
5.	157	Debbie Lytle (1980)
6.	147	Lexie Brown (2014)
7.	145	Kristi Toliver (2006)
8.	138	Carla Holmes (1988)
9.	137	Chloe Pavlech (2013)
10.	133	Vicki Brick (2000)
11.	132	Aluma Goren (1991)
12.	115	Marissa Coleman (2006)
13.	113	Taylor Mikesell (2019)
14.	106	Deanna Tate (1986)
15.	98	Brene Moseley (2012)
16.	96	Edna Campbell (1987)
17.	84	Marché Strickland (1999)
18.	83	SHYANNE SELLERS (2022)

19. 73 Kelley Gibson (1996)

Blocked Shots

1.	89	Shakira Austin (2019)
2.	52	Marissa Coleman (2006)
3.	47	Kris Kirchner (1978)
4.	44	Diandra Tchatchouang (2010)
5.	36	Alicia DeVaughn (2011)
6.	34	Carolin Dehn-Duhr (1985)
7.	33	Christy Winters (1987)
8.	31	Lynetta Kizer (2009)
	31	Krystal Kimrey (1977)
10.	29	Vicky Bullett (1986)
11.	25	Malina Howard (2013)
12.	24	Debbie Lytle (1980)
13.	22	Angel Ross (2003)
14.	20	Chequita Wood (1983)

Steals

1.	95	Vicki Brick (2000)
2.	86	Debbie Lytle (1980)
3.	78	Deanna Tate (1986)
4.	71	Sonia Chase (1995)
5.	66	Alyssa Thomas (2011)
6.	56	SHYANNE SELLERS (2022)
	56	Edna Campbell (1987)
8.	50	Renneika Razor (2000)
9.	49	Stephanie Cross (1995)
10.	48	Marissa Coleman (2006)
11.	47	Ashley Owusu (2020)
	47	Lexie Brown (2014)
13.	46	Kelley Gibson (1996)
	46	Chequita Wood (1983)

SEASON RECORDS BY CLASS

SOPHOMORE RECORDS

2020 season ended after Big Ten Tournament due to NCAA Tournament cancellation for coronavirus pandemic.

Points

1.	654	Crystal Langhorne (2006)
2.	610	Kaila Charles (2018)
3.	601	Alyssa Thomas (2001)
4.	569	Angel Reese (2022)
5.	562	Shay Doron (2005)
6.	518	Ashley Owusu (2021)
7.	501	Diamond Miller (2021)
8.	495	Pam Reaves (1979)
9.	492	S. Walker-Kimbrough (2015)
10.	491	Chequita Wood (1984)
11.	486	SHYANNE SELLERS (2023)
12.	480	Lexie Brown (2015)
13.	472	Laurin Mincy (2012)
14.	458	Brionna Jones (2015)
15.	448	Marissa Coleman (2007)
	448	Christy Winters (1988)
17.	443	Marché Strickland (2000)
	443	Vicky Bullett (1987)
19.	437	Lynetta Kizer (2010)
20.	431	Carla Holmes (1989)

Scoring Average

1.	17.9	Kaila Charles (2018)
	17.9	Ashley Owusu (2021)
3.	17.8	Angel Reese (2022)
4.	17.6	Shay Doron (2005)
5.	17.3	Diamond Miller (2021)
6.	17.2	Alyssa Thomas (2012)
	17.2	Crystal Langhorne (2006)
8.	17.1	Pam Reaves (1979)
9.	16.9	Chequita Wood (1984)
10.	16.2	Tara Heiss (1976)
11.	15.3	Vicky Bullett (1987)
12.	14.3	Marché Strickland (2000)
	14.3	Myra Waters (1980)
14.	14.2	Debbie Lytle (1981)
15.	14.0	Christy Winters (1988)
	14.0	Angie Scott (1975)
16.	13.9	SHYANNE SELLERS (2023)

Rebounds

1.	340	Angel Reese (2022)
2.	328	Brionna Jones (2015)
3.	325	Crystal Langhorne (2006)
4.	279	Alyssa Thomas (2012)
5.	275	Kaila Charles (2018)
6.	266	Lynetta Kizer (2010)
7.	258	Laura Harper (2006)
	258	Kris Kirchner (1979)
9.	256	Marissa Coleman (2007)
10.	251	Myra Waters (1980)
11.	243	Vicky Bullett (1987)
12.	222	Stephanie Jones (2018)
13.	218	Shakira Austin (2020)
14.	200	Alicia DeV Vaughn (2012)
15.	195	S. Walker-Kimbrough (2015)
16.	193	Angie Scott (1975)
17.	192	Chequita Wood (1984)
18.	179	Stephanie Cross (1996)
19.	176	Christy Winters (1988)

Rebound Average

1.	11.4	Angie Scott (1975)
2.	10.6	Angel Reese (2022)
3.	8.9	Brionna Jones (2015)
	8.9	Kris Kirchner (1979)
5.	8.6	Crystal Langhorne (2006)
6.	8.4	Vicky Bullett (1987)
	8.4	Myra Waters (1980)
8.	8.1	Kaila Charles (2018)
9.	8.0	Alyssa Thomas (2012)

10.	7.8	Lynetta Kizer (2010)
11.	7.5	Marissa Coleman (2007)
	7.5	Debbie Stewart (1977)
13.	7.2	Laura Harper (2006)
	7.2	Debbie Lytle (1981)
15.	6.9	Stephanie Cross (1996)

Field Goals Made

1.	248	Crystal Langhorne (2006)
2.	246	Kaila Charles (2018)
3.	236	Pam Reaves (1979)
4.	233	Alyssa Thomas (2012)
5.	215	Chequita Wood (1984)
6.	207	Angel Reese (2022)
7.	199	Ashley Owusu (2021)
8.	197	Vicky Bullett (1987)
9.	196	S. Walker-Kimbrough (2015)
10.	190	Christy Winters (1988)
11.	189	Shay Doron (2005)
12.	184	Brionna Jones (2015)
13.	181	Carolyn Dehn-Duhr (1986)
	181	Myra Waters (1980)
15.	178	Diamond Miller (2021)
16.	177	Jessie Hicks (1991)
17.	176	SHYANNE SELLERS (2023)
18.	174	Carla Holmes (1989)

Field Goals Attempted

1.	504	Alyssa Thomas (2012)
2.	489	Kaila Charles (2018)
3.	466	Pam Reaves (1979)
4.	444	Shay Doron (2005)
5.	414	Angel Reese (2022)
6.	409	Marché Strickland (2000)
7.	404	Ashley Owusu (2021)
8.	389	Tara Heiss (1976)
9.	384	Lexie Brown (2015)
10.	382	S. Walker-Kimbrough (2015)
11.	373	Chequita Wood (1984)
12.	370	Crystal Langhorne (2006)
13.	362	SHYANNE SELLERS (2023)
14.	358	Laurin Mincy (2012)
	358	Kris Kirchner (1979)
16.	357	Vicky Bullett (1987)
17.	355	Carla Holmes (1989)
18.	353	Shyanne Sellers (2023)
19.	353	Carolyn Dehn-Duhr (1986)
20.	352	Diamond Miller (2021)

3-Point Field Goals Made

1.	90	Taylor Mikesell (2020)
2.	73	Kristen Confroy (2016)
3.	72	Kristi Toliver (2007)
4.	69	Lexie Brown (2015)
5.	63	Blair Watson (2018)
6.	59	Marché Strickland (2000)
7.	54	Laurin Mincy (2012)
	54	Marah Strickland
9.	47	Ashleigh Newman (2006)
10.	46	Kim Rodgers (2010)
11.	39	Shay Doron (2005)
12.	38	Diamond Miller (2021)
	38	Chrissy Fisher (2004)
13.	36	Tiffany Brown (1998)
14.	35	Marissa Coleman (2007)
15.	32	Limor Mizrahi (1992)
16.	25	BRI MCDANIEL (2024)
	25	SHYANNE SELLERS (2023)
	25	Terri Daniels (2001)
	25	Carla Holmes (1989)

3-Point Field Goals Attempted

1.	212	Taylor Mikesell (2020)
----	-----	------------------------

2.	200	Lexie Brown (2015)
3.	179	Kristen Confroy (2016)
4.	161	Kristi Toliver (2007)
5.	146	Marché Strickland (2000)
6.	144	Marah Strickland (2009)
7.	143	Blair Watson (2018)
8.	136	Shay Doron (2005)
9.	135	Laurin Mincy (2012)
10.	134	Tiffany Brown (1998)
11.	133	Kim Rodgers (2010)
12.	131	Ashleigh Newman (2006)
13.	112	Chrissy Fisher (2004)
14.	107	Diamond Miller (2021)
15.	103	Marissa Coleman (2007)
16.	77	Limor Mizrahi (1992)
17.	72	SHYANNE SELLERS (2023)
18.	67	Kalika France (2005)
19.	65	BRI MCDANIEL (2024)
20.	59	Carla Holmes (1989)

Free Throws Made

1.	158	Crystal Langhorne (2006)
2.	153	Angel Reese (2022)
3.	145	Shay Doron (2005)
4.	128	Alyssa Thomas (2012)
5.	125	Laura Harper (2006)
6.	115	Deedee Warley (2000)
7.	112	Kaila Charles (2018)
8.	110	BRI MCDANIEL (2024)
9.	109	SHYANNE SELLERS (2023)
	109	Ashley Owusu (2021)
11.	107	Diamond Miller (2021)
12.	106	Laurin Mincy (2012)
13.	102	Lynetta Kizer (2010)
14.	101	Shakira Austin (2020)
15.	93	Lexie Brown (2015)
16.	90	Brionna Jones (2015)
17.	82	S. Walker-Kimbrough (2015)
18.	76	Renneika Razor (2001)
19.	74	Michele Andrew (1992)
20.	73	Stephanie Jones (2018)
	73	Marissa Coleman (2007)

Free Throws Attempted

1.	228	Crystal Langhorne (2006)
2.	224	Angel Reese (2022)
3.	183	Laura Harper (2006)
4.	182	Shay Doron (2005)
5.	163	Deedee Warley (2000)
6.	160	Alyssa Thomas (2012)
7.	157	Shakira Austin (2020)
8.	153	Kaila Charles (2018)
9.	143	Ashley Owusu (2021)
10.	142	Brionna Jones (2015)
11.	137	BRI MCDANIEL (2024)
12.	136	Lynetta Kizer (2010)
13.	135	SHYANNE SELLERS (2023)
	135	Diamond Miller (2021)
15.	134	Renneika Razor (2001)
16.	131	Laurin Mincy (2012)
17.	112	Lexie Brown (2015)
18.	103	Michele Andrew (1992)
19.	102	Stephanie Jones (2018)
	102	S. Walker-Kimbrough (2015)

Assists

1.	182	Channise Lewis (2019)
2.	171	Ashley Owusu (2021)
3.	163	Lexie Brown (2015)
4.	161	Kristi Toliver (2007)
5.	158	Carla Holmes (1989)
6.	141	Limor Mizrahi (1992)
7.	136	SHYANNE SELLERS (2023)

8.	129	Kiki Wimbush (2001)
9.	113	Alyssa Thomas (2012)
	113	Terri Bradley (1990)
11.	112	Marcia Richardson (1982)
12.	111	Vicki Brick (2002)
13.	109	Marissa Coleman (2007)
14.	103	Shay Doron (2005)
15.	101	Anjalé Barrett (2010)
16.	99	Terri Daniels (2001)

Blocked Shots

1.	80	Kris Kirchner (1979)
2.	70	Laura Harper (2006)
3.	54	Vicky Bullett (1987)
4.	49	Brionna Jones (2015)
5.	46	Alicia DeV Vaughn (2012)
6.	41	Shakira Austin (2020)
7.	36	Angel Reese (2022)
	36	Kaila Charles (2018)
9.	35	Diandra Tchatchouang (2011)
10.	31	Carolyn Dehn-Duhr (1986)
11.	30	Stephanie Jones (2018)
12.	29	Marissa Coleman (2007)
13.	28	Diamond Miller (2021)
14.	28	Brianna Fraser (2017)
15.	27	Jessie Hicks (1991)
16.	23	Rosita Melbourne (2000)
17.	21	Myra Waters (1980)
18.	20	SHYANNE SELLERS (2023)
	20	S. Walker-Kimbrough (2015)
20.	19	Christy Winters (1988)
	19	Chequita Wood (1984)

Steals

1.	90	Sonia Chase (1996)
2.	80	Chequita Wood (1984)
3.	77	Myra Waters (1980)
4.	73	Debbie Lytle (1981)
5.	67	Renneika Razor (2001)
6.	65	Edna Campbell (1988)
7.	64	SHYANNE SELLERS (2023)
8.	63	Shay Doron (2005)
9.	61	Vicky Bullett (1987)
9.	59	Vicki Brick (2002)
10.	57	Shakira Austin (2020)
	57	Alyssa Thomas (2012)
	57	Lisa Brown (1986)

SEASON RECORDS BY CLASS

JUNIOR RECORDS

2020 season ended after Big Ten Tournament due to NCAA Tournament cancellation for coronavirus pandemic.

Points

1.	681	S. Walker-Kimbrough (2016)
2.	640	Alyssa Thomas (2013)
3.	630	Kristi Toliver (2008)
4.	627	Kris Kirchner (1980)
5.	594	Marissa Coleman (2008)
6.	592	KAYLENE SMIKLE (2025)
7.	581	Vicky Bullett (1988)
8.	579	Kaila Charles (2019)
9.	533	Brionna Jones (2016)
10.	511	Shay Doron (2006)
11.	508	Crystal Langhorne (2007)
12.	498	SHYANNE SELLERS (2024)
13.	478	Marcia Richardson (1983)
14.	454	Myra Waters (1981)
15.	448	Jessie Hicks (1992)
16.	441	Jasmina Perazic (1982)

Scoring Average

1.	20.9	Kris Kirchner (1980)
2.	19.5	S. Walker-Kimbrough (2016)
3.	18.8	Alyssa Thomas (2013)
4.	18.2	Vicky Bullett (1988)
5.	17.9	KAYLENE SMIKLE (2025)
6.	17.1	Kristi Toliver (2008)
7.	17.0	Kaila Charles (2019)
8.	16.2	Myra Waters (1981)
9.	16.1	Marissa Coleman (2008)
10.	15.6	SHYANNE SELLERS (2024)
11.	15.4	Marcia Richardson (1983)
12.	15.2	Brionna Jones (2016)
	15.2	Jasmina Perazic (1982)
14.	14.9	Crystal Langhorne (2007)
15.	14.7	Tara Heiss (1977)
16.	14.5	Jessie Hicks (1992)

Rebounds

1.	362	Kris Kirchner (1980)
2.	349	Alyssa Thomas (2013)
3.	342	Brionna Jones (2016)
4.	326	Tianna Hawkins (2012)
5.	325	Demauria Liles (2009)
6.	303	Vicky Bullett (1988)
7.	275	Marissa Coleman (2008)
8.	274	Crystal Langhorne (2007)
9.	253	Alicia DeVaughn (2013)
10.	249	Lynetta Kizer (2011)
11.	239	Myra Waters (1981)
12.	228	Kaila Charles (2019)
	228	Jessie Hicks (1992)
14.	219	Angie Scott (1976)
15.	216	SAYLOR POFFENBARGER (2025)
16.	214	Laura Harper (2007)
17.	209	S. Walker-Kimbrough (2016)
18.	207	Debbie Stewart (1978)
19.	205	Stephanie Jones (2019)

Rebound Average

1.	12.1	Kris Kirchner (1980)
2.	10.3	Alyssa Thomas (2013)
3.	9.8	Brionna Jones (2016)
4.	9.5	Vicky Bullett (1988)
	9.5	Angie Scott (1976)
6.	9.1	Tianna Hawkins (2012)

7.	9.0	Demauria Liles (2009)
8.	8.5	Myra Waters (1981)
9.	8.1	Crystal Langhorne (2007)
10.	8.0	Debbie Jones (1977)
11.	7.8	Lynetta Kizer (2011)
12.	7.5	Chequita Wood (1985)
13.	7.4	Alicia DeVaughn (2013)
	7.4	Marissa Coleman (2008)
	7.4	Jessie Hicks (1992)

Field Goals Made

1.	247	S. Walker-Kimbrough (2016)
2.	246	Kris Kirchner (1980)
3.	243	Vicky Bullett (1988)
4.	236	Brionna Jones (2016)
5.	229	Alyssa Thomas (2013)
6.	221	Kaila Charles (2019)
7.	215	Crystal Langhorne (2007)
8.	206	Kristi Toliver (2008)
9.	197	Marcia Richardson (1983)
10.	196	Jasmina Perazic (1982)
11.	193	KAYLENE SMIKLE (2025)
12.	191	Marissa Coleman (2008)
13.	188	Myra Waters (1981)
14.	187	Tianna Hawkins (2012)
15.	183	Pam Reaves (1980)
16.	182	Lisa Brown (1987)
17.	180	Stephanie Jones (2019)

Field Goals Attempted

1.	507	Alyssa Thomas (2013)
2.	491	Kris Kirchner (1980)
3.	464	Kristi Toliver (2008)
4.	455	Kaila Charles (2019)
	455	S. Walker-Kimbrough (2016)
6.	431	KAYLENE SMIKLE (2025)
7.	414	Marissa Coleman (2008)
8.	404	Vicky Bullett (1988)
9.	401	Shay Doron (2006)
10.	397	Pam Reaves (1980)
11.	382	Marché Strickland (2001)
12.	379	Lisa Brown (1987)
13.	369	SHYANNE SELLERS (2024)
14.	355	Brionna Jones (2016)
15.	354	Marcia Richardson (1983)
16.	347	Jasmina Perazic (1982)

3-Point Field Goals Made

1.	78	Kristi Toliver (2008)
2.	73	S. Walker-Kimbrough (2016)
3.	68	Katie Rutan (2013)
4.	60	Blair Watson (2019)
5.	56	Shay Doron (2006)
6.	47	Marché Strickland (2001)
7.	44	Kristen Confroy (2017)
8.	46	Marissa Coleman (2008)
9.	42	KAYLENE SMIKLE (2025)
10.	39	Kim Rodgers (2011)
11.	38	SAYLOR POFFENBARGER (2025)
	38	Alli Spence (2004)
13.	32	Eleanna Christinaki (2018)
14.	28	Terri Daniels (2002)
15.	27	Ashleigh Newman (2007)
	27	Carla Holmes (1990)
17.	25	Diamond Miller (2022)
18.	24	Anjalé Barrett (2011)
19.	21	SHYANNE SELLERS (2024)

	21	Brene Moseley (2015)
21.	20	Laurin Mincy (2014)
22.	19	Tiffany Brown (1999)
23.	18	ALLIE KUBEK (2025)
24.	16	Sa'de Wiley-Gatewood (2007)

3-Point Field Goals Attempted

1.	210	Kristi Toliver (2008)
2.	180	Katie Rutan (2013)
3.	166	Blair Watson (2019)
4.	148	Marché Strickland (2001)
5.	146	Shay Doron (2006)
6.	141	Kim Rodgers (2011)
7.	134	S. Walker-Kimbrough (2016)
8.	127	SAYLOR POFFENBARGER (2025)
	127	Marissa Coleman (2008)
10.	121	KAYLENE SMIKLE (2025)
11.	115	Kristen Confroy (2017)
12.	99	Eleanna Christinaki (2018)
13.	79	Diamond Miller (2022)
	79	Ashleigh Newman (2007)
15.	78	Alli Spence (2004)
	78	Terri Daniels (2002)
17.	76	Carla Holmes (1990)
18.	70	Laurin Mincy (2014)
19.	66	SHYANNE SELLERS (2024)
20.	62	Anjalé Barrett (2011)
21.	57	Brene Moseley (2015)
22.	56	ALLIE KUBEK (2025)
23.	52	Tiffany Brown (1999)
24.	44	Sa'de Wiley-Gatewood (2007)

Free Throws Made

1.	176	Alyssa Thomas (2013)
2.	166	Marissa Coleman (2008)
3.	164	KAYLENE SMIKLE (2025)
4.	157	SHYANNE SELLERS (2024)
5.	141	Kristi Toliver (2008)
6.	136	Kaila Charles (2019)
7.	135	Shay Doron (2006)
	135	Kris Kirchner (1980)
9.	114	S. Walker-Kimbrough (2016)
	114	Lynetta Kizer (2011)
11.	107	Deedee Warley (2001)
12.	98	Brianna Fraser (2018)
13.	95	Vicky Bullett (1988)
14.	94	Ashley Owusu (2022)
	94	Deanna Tate (1988)
16.	92	Jessie Hicks (1992)
17.	86	Debbie Lytle (1982)
18.	84	Marcia Richardson (1983)

Free Throws Attempted

1.	230	Alyssa Thomas (2013)
2.	205	Marissa Coleman (2008)
3.	199	KAYLENE SMIKLE (2025)
4.	190	Kris Kirchner (1980)
5.	185	SHYANNE SELLERS (2024)
6.	169	Kaila Charles (2019)
7.	167	Lynetta Kizer (2011)
8.	163	Kristi Toliver (2008)
	163	Shay Doron (2006)
10.	149	Jessie Hicks (1992)
11.	143	Deedee Warley (2001)
12.	141	S. Walker-Kimbrough (2016)
13.	138	Crystal Langhorne (2007)

14.	137	Brianna Fraser (2018)
15.	134	Vicky Bullett (1988)
16.	131	Deanna Tate (1988)
17.	122	Debbie Lytle (1982)

Assists

1.	275	Kristi Toliver (2008)
2.	183	Debbie Lytle (1982)
3.	181	Alyssa Thomas (2013)
4.	177	SHYANNE SELLERS (2024)
	177	Deanna Tate (1988)
6.	149	Shay Doron (2006)
7.	148	Karon Ferguson (1994)
8.	136	Anjalé Barrett (2011)
9.	131	Tiffany Brown (1999)
10.	119	Kelley Gibson (1998)
11.	116	S. Walker-Kimbrough (2016)
	116	Dafne Lee (1991)
	116	Carla Holmes (1990)
14.	115	Subrena Rivers (1989)

Blocked Shots

1.	65	Laura Harper (2007)
2.	59	Kris Kirchner (1980)
3.	47	Jessie Hicks (1992)
4.	46	Demauria Liles (2009)
5.	41	Vicky Bullett (1988)
6.	40	Brionna Jones (2016)
7.	39	Tianna Hawkins (2012)
8.	37	S. Walker-Kimbrough (2016)
9.	35	Brianna Fraser (2018)
10.	30	Alicia DeVaughn (2013)
	30	Marissa Coleman (2008)
12.	26	Alyssa Thomas (2013)
	26	Rosita Melbourne (2001)
14.	25	Krystal Kimrey (1979)
15.	24	Lynetta Kizer (2011)
16.	23	Kaila Charles (2019)
	23	Stephanie Jones (2019)
	23	Myra Waters (1981)
19.	22	Jamecca Harrell (2001)

Steals

1.	89	Deanna Tate (1988)
	89	Debbie Lytle (1982)
3.	73	Myra Waters (1981)
4.	71	Vicky Bullett (1988)
5.	67	S. Walker-Kimbrough (2016)
	67	Shay Doron (2006)
7.	62	Renneika Razor (2002)
8.	61	Alyssa Thomas (2013)
	61	Lisa Brown (1987)
	61	Chequita Wood (1985)
11.	59	Sonia Chase (1997)
12.	57	Marcia Richardson (1983)
	57	Jane Zivalich (1978)

SEASON RECORDS BY CLASS

SENIOR RECORDS

2020 season ended after Big Ten Tournament due to NCAA Tournament cancellation for coronavirus pandemic.

Points

1.	697	Brianna Jones (2017)
2.	686	Vicky Bullett (1989)
3.	671	Diamond Miller (2023)
4.	665	Alyssa Thomas (2014)
5.	657	S. Walker-Kimbrough (2017)
6.	653	Marissa Coleman (2009)
7.	645	Kristi Toliver (2009)
8.	633	Deanna Tate (1989)
9.	613	Tianna Hawkins (2013)
10.	536	Crystal Langhorne (2008)
11.	533	Christy Winters (1990)
12.	529	Jessie Hicks (1993)
13.	527	Lisa Brown (1988)
14.	522	Laura Harper (2008)
15.	510	Bonnie Rimkus (1994)

Scoring Average

1.	21.4	Vicky Bullett (1989)
2.	19.9	Brianna Jones (2017)
3.	19.8	Deanna Tate (1989)
4.	19.7	Diamond Miller (2023)
5.	19.0	Alyssa Thomas (2014)
6.	18.8	S. Walker-Kimbrough (2017)
7.	18.4	Kristi Toliver (2009)
8.	18.2	Bonnie Rimkus (1994)
9.	18.1	Marissa Coleman (2009)
10.	18.0	Tianna Hawkins (2013)
11.	17.7	Christy Winters (1990)
12.	17.6	Jessie Hicks (1993)
13.	17.4	Marcia Richardson (1984)
14.	17.3	Crystal Langhorne (2008)
15.	16.4	Lisa Brown (1988)

Rebounds

1.	381	Alyssa Thomas (2014)
2.	380	Brianna Jones (2017)
3.	331	Tianna Hawkins (2013)
4.	313	Laura Harper (2008)
5.	309	Marissa Coleman (2009)
6.	290	Crystal Langhorne (2008)
7.	287	Vicky Bullett (1989)
8.	282	Bonnie Rimkus (1994)
9.	249 CHRISTINA DALCE (2025)	
10.	232	Kaila Charles (2020)
11.	228	Debbie Jones (1978)
12.	225	Jessie Hicks (1993)
13.	219	Diamond Miller (2023)
14.	212	Subrena Rivers (1990)
15.	206	Myra Waters (1982)
16.	205	Christy Winters (1990)

Rebound Average

1.	10.9	Brianna Jones (2017)
	10.9	Alyssa Thomas (2014)
3.	10.1	Bonnie Rimkus (1994)
4.	9.7	Tianna Hawkins (2013)
5.	9.4	Crystal Langhorne (2008)
6.	9.0	Vicky Bullett (1989)
7.	8.6	Marissa Coleman (2009)
8.	8.5	Laura Harper (2008)
9.	7.9	Linda Arnold (1975)
10.	7.6	Debbie Jones (1978)
11.	7.5 CHRISTINA DALCE (2025)	
	7.5	Jessie Hicks (1993)

13.	7.3	Kaila Charles (2020)
14.	7.2	Anjalé Barrett (2012)
15.	7.1	Subrena Rivers (1990)

Field Goals Made

1.	289	Vicky Bullett (1989)
2.	281	Brianna Jones (2017)
3.	268	Deanna Tate (1989)
4.	257	Alyssa Thomas (2014)
	257	Tianna Hawkins (2013)
6.	237	S. Walker-Kimbrough (2017)
7.	232	Marissa Coleman (2009)
8.	226	Jasmina Perazic (1983)
9.	225	Diamond Miller (2023)
10.	224	Marcia Richardson (1984)
11.	220	Kristi Toliver (2009)
12.	218	Lisa Brown (1988)
13.	216	Christy Winters (1990)
14.	211	Crystal Langhorne (2008)
15.	207	Bonnie Rimkus (1994)

Field Goals Attempted

1.	503	Vicky Bullett (1989)
2.	501	Alyssa Thomas (2014)
3.	490	Kristi Toliver (2009)
4.	487	Deanna Tate (1989)
5.	480	Marissa Coleman (2009)
6.	473	Diamond Miller (2023)
	473	Tianna Hawkins (2013)
8.	451	S. Walker-Kimbrough (2017)
9.	445	Bonnie Rimkus (1994)
10.	444	Marcia Richardson (1984)
11.	431	Abby Meyers (2023)
12.	429	Christy Winters (1990)
13.	420	Lisa Brown (1988)
14.	407	Brianna Jones (2017)
15.	406	Jasmina Perazic (1983)
16.	380	Kaila Charles (2020)
17.	370	Jakia Brown-Turner (2024)
18.	364	Malissa Boles (1993)

3-Point Field Goals Made

1.	91	Kristi Toliver (2009)
2.	85	Lori Bjork (2010)
3.	79	Brinae Alexander (2024)
4.	76	Kristen Confroy (2018)
5.	73	Katie Benzan (2022)
6.	72	S. Walker-Kimbrough (2017)
7.	69	Tiffany Brown (2000)
8.	68	Brinae Alexander (2023)
9.	67 SARAH TE-BIASU (2025)	
10.	64	Abby Meyers (2023)
11.	59	Katie Rutan (2014)
12.	55	Blair Watson (2020)
13.	52	Marché Strickland (2002)
14.	49	Chloe Bibby (2022)
15.	47	Laurin Mincy (2015)
16.	42	Terri Daniels (2003)
17.	37	Marissa Coleman (2009)
18.	31 SHYANNE SELLERS (2025)	
	31	Kelley Gibson (1999)
20	29	Lavender Briggs (2023)
21.	28	Shay Doron (2007)
22.	25	Brene Moseley (2016)
	24	Jakia Brown-Turner (2024)
24.	24	Lisa Brown (1988)

25.	22	Monica Bennett (1993)
26.	21	Sara Vujacic (2020)
27.	20	Diamond Miller (2023)
	20	Tierney Pfirman (2016)
29.	17	Anjalé Barrett (2012)
	17	Kim Rodgers (2012)
	17	Ashleigh Newman (2008)

3-Point Field Goals Attempted

1.	230	Tiffany Brown (2000)
2.	219	Kristi Toliver (2009)
3.	208	Lori Bjork (2010)
4.	202	Brinae Alexander (2024)
5.	169	Blair Watson (2020)
	169	Kristen Confroy (2018)
7.	165	Abby Meyers (2023)
8.	164	Katie Benzan (2022)
9.	160	S. Walker-Kimbrough (2017)
10.	155	Brinae Alexander (2023)
11.	150	Marché Strickland (2002)
12.	149 SARAH TE-BIASU (2025)	
13.	144	Chloe Bibby (2022)
14.	137	Katie Rutan (2014)
	137	Terri Daniels (2003)
16.	122	Laurin Mincy (2015)
17.	98	Marissa Coleman (2009)
18.	91	Diamond Miller (2023)
19.	90	Kelley Gibson (1999)
20.	82	Shay Doron (2007)
21.	76 SHYANNE SELLERS (2025)	
	76	Brene Moseley (2016)
23.	74	Lavender Briggs (2023)
24.	73	Jakia Brown-Turner (2024)
25.	71	Monica Bennett (1993)
26.	68	Lisa Brown (1988)
27.	62	Ashleigh Newman (2008)

Free Throws Made

1.	201	Diamond Miller (2023)
2.	157	Laura Harper (2008)
3.	152	Marissa Coleman (2009)
4.	145	Alyssa Thomas (2014)
5.	136	Laurin Mincy (2015)
6.	135	Brianna Jones (2017)
7.	126	Lori Bjork (2010)
8.	119	Jessie Hicks (1993)
9.	114	Kristi Toliver (2009)
	114	Laura Harper (2008)
11.	112 SHYANNE SELLERS (2025)	
12.	111	S. Walker-Kimbrough (2017)
13.	108	Vicky Bullett (1989)
14.	103	Deedee Warley (2002)
15.	101	Christy Winters (1990)
	101	Myra Waters (1982)
17.	97	Renneika Razor (2003)
	97	Malissa Boles (1993)

Free Throws Attempted

1.	252	Diamond Miller (2023)
2.	228	Laura Harper (2008)
3.	193	Jessie Hicks (1993)
4.	190	Marissa Coleman (2009)
5.	182	Alyssa Thomas (2014)
6.	176	Brianna Jones (2017)
7.	173	Renneika Razor (2003)
8.	171	Crystal Langhorne (2008)

9.	158	Laurin Mincy (2015)
10.	142	Deedee Warley (2002)
	142	Christy Winters (1990)
12.	140	Sonia Chase (1998)
13.	136	S. Walker-Kimbrough (2017)
	136	Vicky Bullett (1989)
15.	133	Lynetta Kizer (2012)
	133	Kristi Toliver (2009)

Assists

1.	249	Tara Heiss (1978)
2.	217	Deanna Tate (1989)
3.	214	Anesia Smith (2005)
4.	207	Brene Moseley (2016)
5.	177	Anjalé Barrett (2012)
6.	170	Kristi Toliver (2009)
7.	150	Debbie Lytle (1983)
8.	148	Lisa Brown (1988)
9.	144	Alyssa Thomas (2014)
10.	142	Subrena Rivers (1990)
11.	131	Jasmina Perazic (1983)
12.	127 SHYANNE SELLERS (2025)	
13.	126	Terri Daniels (2003)
14.	125	S. Walker-Kimbrough (2017)
	125	Laurin Mincy (2015)
16.	120	Marissa Coleman (2009)

Blocked Shots

1.	57	Brianna Jones (2017)
2.	48	Laura Harper (2008)
3.	47	Jessie Hicks (1993)
4.	46	Vicky Bullett (1989)
5.	45	Diamond Miller (2023)
6.	40	Crystal Washington (2004)
7.	30 CHRISTINA DALCE (2025)	
	30	Marissa Coleman (2009)
9.	28	Delvona Oliver (2004)
10.	27	Chequita Wood (1986)
11.	26	S. Walker-Kimbrough (2017)
	26	Monica Adams (1994)
13.	25	Tianna Hawkins (2013)
14.	23	Stephanie Jones (2020)
	23	Bonnie Rimkus (1994)
	23	Krystal Kimrey (1980)

Steals

1.	126	Terri Daniels (1989)
2.	91	Blair Watson (2020)
3.	89	Sonia Chase (1998)
4.	87	Renneika Razor (2003)
5.	72	Vicky Bullett (1989)
6.	71	Diamond Miller (2023)
7.	70	Lisa Brown (1988)
8.	68	Brianna Jones (2017)
	68	S. Walker-Kimbrough (2017)
	68	Marissa Coleman (2009)
11.	67	Tiffany Brown (2000)
	67	Debbie Lytle (1983)
13.	64	Abby Meyers (2023)
	64	Debbie Jones (1978)
15.	63	Anesia Smith (2005)

ANNUAL LEADERS

Year	SCORING			REBOUNDING			FIELD GOAL PCT.		FREE THROW PCT.	
	Leader	Points	Avg.	Leader	Rebs.	Avg.	Leader	FG Pct	Leader	FT Pct.
2024-25	KAYLENE SMIKLE	592	17.9	Christina Dalce	249	7.5	Allie Kubek	.576	Sarah Te-Biasu	.946
2023-24	Shyanne Sellers	498	15.6	Jakia Brown-Turner	205	6.4	Allie Kubek	.532	Shyanne Sellers	.849
2022-23	Diamond Miller	671	19.7	Diamond Miller	219	6.4	Shyanne Sellers	.486	Lavender Briggs	.897
2021-22	Angel Reese	569	17.8	Angel Reese	340	10.6	Faith Masonius	.605	Katie Benzan	.958
2020-21	Ashley Owusu	518	17.9	Mimi Collins	179	6.2	Faith Masonius	.547	Katie Benzan	.938
2019-20	Kaila Charles	456	14.3	Kaila Charles	232	7.3	Stephanie Jones	.601	Taylor Mikesell	.913
2018-19	Kaila Charles	579	17.0	Shakira Austin	324	9.5	Stephanie Jones	.590	Taylor Mikesell	.860
2017-18	Kaila Charles	610	17.9	Kaila Charles	275	8.1	Stephanie Jones	.588	Kristen Confroy	.774
2016-17	Brionna Jones	697	19.9	Brionna Jones	380	10.9	Brionna Jones*	.690	Shatori Walker-Kimbrough	.816
2015-16	Walker-Kimbrough	681	19.5	Brionna Jones	342	9.8	Brionna Jones*	.665	Shatori Walker-Kimbrough	.809
2014-15	Laurin Mincy	499	13.5	Brionna Jones	328	8.9	Brionna Jones	.601	Laurin Mincy	.861
2013-14	Alyssa Thomas	665	19.0	Alyssa Thomas	381	10.9	Brionna Jones	.607	Brene Moseley	.797
									Alyssa Thomas	.797
2012-13	Alyssa Thomas	640	18.8	Alyssa Thomas	349	10.3	Alicia DeVaughn	.575	Tianna Hawkins	.791
2011-12	Alyssa Thomas	601	17.2	Tianna Hawkins	326	9.1	Tianna Hawkins*	.623	Brene Moseley	.860
2010-11	Alyssa Thomas	450	14.5	Lynetta Kizer	249	7.8	Tianna Hawkins	.581	Tianna Hawkins	.758
2009-10	Lynetta Kizer	437	12.9	Lynetta Kizer	266	7.8	Tianna Hawkins	.568	Lori Bjork	.865
2008-09	Kristi Toliver	645	18.4	Demauria Liles	325	9.0	Demauria Liles	.521	Kristi Toliver	.857
2007-08	Crystal Langhorne	536	17.3	Crystal Langhorne	290	9.4	Crystal Langhorne*	.647	Kristi Toliver	.860
2006-07	Crystal Langhorne	508	14.9	Crystal Langhorne	274	8.1	Crystal Langhorne*	.707	Kristi Toliver	.877
2005-06	Crystal Langhorne	654	17.2	Crystal Langhorne	325	8.6	Crystal Langhorne*	.670	Kristi Toliver	.857
2004-05	Shay Doron	562	17.6	Crystal Langhorne	340	10.5	Crystal Langhorne	.592	Shay Doron	.797
2003-04	Shay Doron	405	13.5	Kalika France	185	6.0	Crystal Washington	.483	Shay Doron	.773
2002-03	Renneika Razor	435	16.1	Renneika Razor	154	5.7	Renneika Razor	.483	Terri Daniels	.790
2001-02	Marché Strickland	378	12.6	Deedee Warley	198	6.6	Crystal Washington	.541	Marché Strickland	.764
2000-01	Marché Strickland	403	13.9	Deedee Warley	180	6.4	Rosita Melbourne	.492	Kiki Wimbush	.864
1999-00	Marché Strickland	443	14.3	Deedee Warley	159	5.1	Rosita Melbourne	.497	Marché Strickland	.757
1998-99	Deedee Warley	363	13.4	Branka Bogunovic	186	6.9	Branka Bogunovic	.596	Marché Strickland	.839
1997-98	Kalisa Davis	357	14.9	Stephanie Cross	177	6.3	Kalisa Davis	.603	Tiffany Brown	.786
1996-97	Stephanie Cross	332	11.9	Stephanie Cross	188	6.7	Kalisa Davis	.587	Kim Bretz	.768
1995-96	Stephanie Cross	343	13.2	Stephanie Cross	179	6.9	Kalisa Davis	.552	Kelley Gibson	.763
1994-95	Stephanie Cross	322	11.5	Sonia Chase	193	6.7	Kesha Camper	.461	Lillian Purvis	.821
1993-94	Bonnie Rimkus	510	18.2	Bonnie Rimkus	282	10.1	Monica Adams	.521	Karon Ferguson	.790
1992-93	Jessie Hicks	529	17.6	Jessie Hicks	225	7.5	Jessie Hicks	.633	Malissa Boles	.776
1991-92	Jessie Hicks	448	14.5	Jessie Hicks	228	7.4	Jessie Hicks	.591	Limor Mizrachi	.824
1990-91	Jessie Hicks	413	13.8	Dafne Lee	161	5.4	Jessie Hicks	.598	Dafne Lee	.747
1989-90	Christy Winters	533	17.8	Subrena Rivers	212	7.1	Dafne Lee	.579	Dafne Lee	.747
1988-89	Vicky Bullett	686	21.4	Vicky Bullett	287	9.0	Vicky Bullett	.575	Vicky Bullett	.794
1987-88	Vicky Bullett	581	18.2	Vicky Bullett	303	9.5	Vicky Bullett	.602	Lisa Brown	.798
1986-87	Edna Campbell	466	16.1	Vicky Bullett	243	8.4	Vicky Bullett	.552	Lisa Brown	.776
	Beth Hunt	354	16.1							
1985-86	Deanna Tate	484	16.7	Carolyn Dehn-Duhr	172	5.7	Deanna Tate	.550	Deanna Tate	.781
1984-85	Chequita Wood	320	11.9	Chequita Wood	203	7.5	Chequita Wood	.515	Chequita Wood	.700
1983-84	Marcia Richardson	505	17.4	Chequita Wood	192	6.6	Chequita Wood	.576	Boe Pearman	.696
1982-83	Jasmina Perazic	503	16.2	Lea Hakala	187	6.2	Lea Hakala	.577	Marcia Richardson	.771
1981-82	Jasmina Perazic	441	15.2	Debbie Lytle	202	6.3	Jasmina Perazic	.565	Jasmina Perazic	.860
1980-81	Myra Waters	454	16.2	Myra Waters	239	8.5	Myra Waters	.550	Marcia Richardson	.837
1979-80	Kris Kirchner	627	20.9	Kris Kirchner	362	12.1	Myra Waters	.544	Myra Waters	.725
1978-79	Kris Kirchner	393	13.6	Kris Kirchner	258	9.0	Myra Waters	.545	Betsy Bailey	.750
1977-78	Tara Heiss	443	14.3	Kris Kirchner	316	10.5	Tara Heiss	.546	Jane Zivalich	.800
1976-77	Tara Heiss	338	14.7	Debbie Jones	184	8.0	Debbie Stewart	.508	Tara Heiss	.711
1975-76	Tara Heiss	388	16.2	Angie Scott	219	9.5	Mary Briese	.512	Tara Heiss	.714
1974-75	Angie Scott	236	13.9	Angie Scott	193	11.4	Tara Heiss	.473	Tara Heiss	.676

*NCAA leader

ANNUAL LEADERS

THREE-POINT PCT.			ASSISTS		STEALS		BLOCKED SHOTS	
Year	Leader	3FG Pct.	Leader	Assists	Leader	Steals	Leader	Blocks
2024-25	Sarah Te-Biasu	.450	Shyanne Sellers	127 4.1	KAYLENE SMIKLE	50	Christina Dalce	30
2023-24	Brinae Alexander	.391	Shyanne Sellers	109 5.5	BRI MCDANIEL	55	Shyanne Sellers	20
2022-23	Brinae Alexander	.439	Shyanne Sellers	136 3.9	Diamond Miller	71	Diamond Miller	45
2021-22	Katie Benzan	.445	Katie Benzan	109 3.8	Shyanne Sellers	56	Angel Reese	36
2020-21	Katie Benzan	.500	Ashley Owusu	171 5.9	Katie Benzan	45	Diamond Miller	28
2019-20	Sara Vujacic	.447	Ashley Owusu	174 5.4	Blair Watson	91	Shakira Austin	41
2018-19	Taylor Mikesell	.411	Channise Lewis	182 5.4	Blair Watson	48	Shakira Austin	89
2017-18	Kristen Confroy	.450	Channise Lewis	160 4.7	Kristen Confroy	57	Kaila Charles	36
2016-17	Walker-Kimbrough	.450	Destiny Slocum	204 6.0	Brionna Jones	68	Brionna Jones	57
					Shatori Walker-Kimbrough	68		
2015-16	Walker-Kimbrough*	.545	Brene Moseley	207 5.9	Shatori Walker-Kimbrough	67	Brionna Jones	40
2014-15	Laurin Mincy	.385	Lexie Brown	163 4.5	Lexie Brown	80	Brionna Jones	49
2013-14	Katie Rutan	.431	Lexie Brown	147 4.3	Alyssa Thomas	54	Brionna Jones	18
							Alicia DeVaughn	18
2012-13	Laurin Mincy	.385	Alyssa Thomas	181 5.3	Alyssa Thomas	61	Alicia DeVaughn	30
2011-12	Brene Moseley	.405	Anjalé Barrett	177 4.9	Alyssa Thomas	57	Alicia DeVaughn	45
2010-11	Anjalé Barrett	.387	Anjalé Barrett	136 4.3	Alyssa Thomas	66	Alicia DeVaughn	36
2009-10	Lori Bjork	.409	Dara Taylor	171 5.0	Dara Taylor	40	Diandra Tchatchouang	44
2008-09	Kristi Toliver	.416	Kristi Toliver	170 4.9	Marissa Coleman	68	Demauria Liles	46
2007-08	Marah Strickland	.407	Kristi Toliver	275 7.4	Kristi Toliver	56	Laura Harper	48
2006-07	Kristi Toliver	.447	Kristi Toliver	161 4.7	Shay Doron	55	Laura Harper	65
2005-06	Marissa Coleman	.470	Shay Doron	149 3.9	Shay Doron	67	Laura Harper	70
2004-05	Kalika France	.358	Anesia Smith	214 6.3	Shay Doron	63	Kalika France	17
					Anesia Smith	63		
2003-04	Alli Spence	.500	Anesia Smith	87 2.9	Kalika France	44	Crystal Washington	40
2002-03	Chrissy Fisher	.382	Terri Daniels	126 4.5	Renneika Razor	87	Angel Ross	22
2001-02	Terri Daniels	.479	Vicki Brick	111 3.7	Renneika Razor	62	Jamecca Harrell	19
2000-01	Marché Strickland	.404	Kiki Wimbush	129 4.5	Renneika Razor	67	Rosita Melbourne	26
1999-00	Kelley Gibson	.344	Vicki Brick	133 4.3	Vicki Brick	95	Rosita Melbourne	23
1998-99	Kelley Gibson	.344	Tiffany Brown	131 6.9	Tiffany Brown	46	Deedee Warley	17
1997-98	Tiffany Brown	.269	Kelley Gibson	119 4.3	Sonia Chase	89	Kelley Gibson	16
1996-97	Tiffany Brown	.358	Sonia Chase	105 3.8	Sonia Chase	59	Stephanie Cross	10
							Kelley Gibson	10
1995-96	Kelley Gibson	.238	Sonia Chase	97 3.6	Sonia Chase	90	Stephanie Cross	26
1994-95	Lillian Purvis	.375	Karon Ferguson	116 4.0	Sonia Chase	71	Stephanie Cross	13
1993-94	Bonnie Rimkus	.317	Karon Ferguson	148 5.3	Bonnie Rimkus	58	Monica Adams	36
1992-93	Monica Bennett	.310	Katrina Colleton	118 3.9	Jessie Hicks	54	Jessie Hicks	47
1991-92	Limor Mizrahi	.416	Limor Mizrahi	141 4.5	Dafne Lee	54	Jessie Hicks	47
1990-91	Aluma Goren	.342	Aluma Green	132 4.4	Dafne Lee	55	Jessie Hicks	27
1989-90	Terri Bradley	.396	Subrena Rivers	142 4.7	Terri Bradley	44	Christy Winters	19
					Subrena Rivers	44		
1988-89	Carla Holmes	.424	Deanna Tate	217 6.8	Deanna Tate	126	Vicky Bullett	46
1987-88	Carla Homes	.367	Deanna Tate	177 5.5	Deanna Tate	89	Vicky Bullett	41
1986-87	--		Lisa Brown	109 3.8	Lisa Brown	61	Vicky Bullett	54
					Vicky Bullett	61		
1985-86	--		Deanna Tate	106 3.7	Deanna Tate	72	Carolyn Dehn-Duhr	31
1984-85	--		Chequita Wood	73 2.7	Chequita Wood	61	Carolyn Dehn-Duhr	34
1983-84	--		Marcia Richardson	112 3.9	Chequita Wood	80	Chequita Wood	19
1982-83	--		Debbie Lytle	150 5.4	Debbie Lytle	67	Chequita Wood	20
1981-82	--		Debbie Lytle	183 5.7	Debbie Lytle	89	Debbie Lytle	21
1980-81	--		Debbie Lytle	93 4.4	Debbie Lytle	73	Myra Waters	23
					Myra Waters	73		
1979-80	--		Debbie Lytle	157 5.2	Debbie Lytle	86	Kris Kirchner	59
1978-79	--		Jane Zivalich	92 3.2	Jane Zivalich	58	Kris Kirchner	80
1977-78	--		Tara Heiss	249 8.0	Debbie Jones	64	Kris Kirchner	47
1976-77	--		Tara Heiss	110 4.8	Angie Scott	60	Kris Kirchner	31
1975-76	--		Tara Heiss	96 4.0	--	--	--	--
1974-75	--		Anne Poffenbarger	55 3.2	--	--	--	--

*NCAA leader

ALL-TIME CAREER STATISTICS

Yrs	Player	GP	GS	Min	Avg	Total			3-Pt			Rebounds				PF- FO	Ast	TO	Blk	Stl	Pts	Avg				
						FG	FGA	Pct	FG	FGA	Pct	FT	FTA	Pct	Off								Def	Tot	Avg	
76-79	Abood, Lisa	61	1	--	--	64	207	.309	0	0	.000	38	56	.679	--	--	97	1.5	78	0	59	0	8	44	166	2.6
2013	Adams, Caitlin	13	0	27	2.1	1	2	.500	0	0	.000	2	4	.500	0	3	3	0.2	3	0	0	3	0	1	4	0.3
91-94	Adams, Monica	96	39	1728	18.0	210	412	.510	1	2	.500	120	175	.686	148	202	350	3.7	196	8	95	110	47	84	541	5.6
99-02	Agba, Ije	50	2	265	5.3	22	50	.444	0	0	.000	13	26	.500	25	42	67	1.3	40	1	6	29	3	7	57	1.1
23-24	Alexander, Brinae	68	34	1647	24.2	212	514	.412	149	362	.412	45	55	.818	44	163	207	3.0	154	3	71	75	10	77	618	9.1
94-96	Anderson, Jada	27	4	240	8.9	27	73	.370	2	15	.133	16	20	.800	8	9	17	0.6	11	0	12	20	1	4	72	2.7
92-94	Andrew, Michele	89	79	2331	26.2	335	678	.494	8	28	.286	209	279	.749	178	274	452	5.1	201	4	100	206	14	64	887	10.0
1975	Arnold, Linda	17	0	--	--	70	152	.461	0	0	.000	27	48	.563	--	--	134	7.9	40	2	14	0	0	0	167	9.8
11-14	Austin, Sequoia	79	1	495	6.3	54	135	.400	16	52	.308	15	23	.652	11	40	51	0.6	40	0	29	26	0	18	139	1.8
19-20	Austin, Shakira	66	47	1559	23.6	249	527	.472	0	1	.000	170	301	.565	160	382	542	8.2	164	7	91	149	130	93	668	10.1
78-79	Bailey, Betsy	57	53	--	--	325	639	.509	0	0	.000	60	77	.779	--	--	147	2.6	130	4	146	0	14	74	710	12.5
83-84	Baker, Bonnie	30	0	213	7.1	43	84	.512	0	0	.000	20	32	.625	--	--	147	4.9	42	0	3	0	16	10	106	3.5
1997	Barnes, Brandi	16	1	183	11.4	16	48	.333	0	0	.000	13	20	.650	23	23	46	2.9	18	0	3	18	6	9	45	2.8
88-92	Barnes, Mary	64	7	631	9.9	71	158	.449	2	8	.250	16	25	.640	41	55	96	1.5	50	0	70	69	3	34	160	2.5
08-12	Barrett, Anjalé	137	80	3016	22.0	281	685	.410	76	201	.378	158	258	.612	79	266	345	2.5	194	2	486	317	21	105	796	5.8
11-13	Bays, Whitney	26	0	262	10.1	23	67	.343	0	0	.000	14	28	.500	17	54	71	2.7	28	1	22	28	9	10	60	2.3
84-85	Beasley, Sydney	43	9	785	18.3	125	254	.492	0	0	.000	66	121	.545	--	--	231	5.4	122	5	34	0	5	43	316	7.4
90-93	Bennett, Monica	67	7	771	11.5	123	284	.433	25	84	.298	42	66	.636	38	67	105	1.6	46	0	74	82	2	38	313	4.7
21-22	Benzan, Katie	58	58	1878	32.4	222	475	.467	166	350	.474	53	56	.946	22	136	158	2.7	122	3	205	64	6	94	663	11.4
21-22	Bibby, Chloe	61	61	1924	31.5	272	626	.435	106	302	.351	114	134	.851	147	201	348	5.7	96	0	109	76	26	79	764	12.5
97-00	Bogunovic, Branka	90	46	1372	15.2	280	520	.538	0	0	.000	67	158	.424	203	224	427	4.7	157	3	8	131	37	20	627	7.0
92-93	Boles, Malissa	61	52	1741	28.5	330	695	.478	3	16	.188	178	242	.736	107	141	248	4.1	129	2	194	158	7	101	841	13.8
2024	Bostock, Summer	10	0	46	4.6	4	11	.364	0	1	.000	9	10	.900	4	11	15	1.5	2	0	3	3	0	1	17	1.7
09-10	Bjork, Lori	34	32	1081	31.8	126	287	.439	85	208	.409	45	52	.865	6	69	75	2.2	45	0	47	51	4	20	382	11.2
1990	Bradley, Terri	30	27	781	26.0	89	203	.438	21	53	.396	63	82	.768	32	50	82	2.7	55	0	113	99	6	44	262	8.7
96-97	Bretz, Kim	50	21	935	18.7	65	149	.436	26	66	.394	73	102	.716	19	68	87	1.7	37	0	79	76	0	18	229	4.6
00-04	Brick, Vicki	115	74	2777	24.2	251	617	.407	6	42	.143	151	233	.648	109	202	311	2.7	161	1	364	267	4	225	659	5.7
75-78	Briese, Mary	94	10	--	--	244	514	.475	0	0	.000	110	180	.611	--	--	372	4.0	141	2	92	0	6	30	598	6.4
22-24	Briggs, Lavender	56	16	1440	25.7	176	442	.398	44	114	.386	39	47	.830	82	170	252	4.5	93	0	72	67	19	34	435	7.8
14-15	Brown, Lexie	70	66	2074	29.6	282	672	.420	120	339	.354	141	174	.810	26	158	184	2.6	115	0	310	175	7	127	825	11.8
85-88	Brown, Lisa	114	97	3628	31.8	551	1124	.490	24	68	.353	165	214	.771	30	49	79	0.5	234	3	383	179	13	212	1291	11.3
97-00	Brown, Tiffany	102	81	3366	33.0	268	786	.341	172	550	.313	171	242	.707	45	276	321	3.2	207	6	381	302	5	190	879	8.6
2024	Brown-Turner, Jakia	32	32	984	30.8	167	379	.441	24	76	.316	75	99	.758	67	138	205	6.4	75	3	56	63	10	30	433	13.5
86-89	Bullett, Vicky	114	101	3519	30.9	816	1449	.563	0	2	.000	296	408	.725	218	372	968	8.5	319	4	150	227	170	220	1928	16.9
1979	Callander, Lynn	22	12	--	--	49	107	.457	0	0	.000	22	31	.709	--	--	30	1.4	44	0	50	0	1	39	120	5.5
87-88	Campbell, Edna	61	58	1981	32.5	324	660	.491	0	0	.000	105	143	.734	49	104	243	4.0	140	1	180	166	10	120	753	12.3
92-95	Camper, Kesha	99	39	2002	20.2	285	593	.481	1	2	.500	122	181	.674	162	193	355	3.6	130	2	81	122	8	71	693	7.0
03-06	Carr, Charmaine	121	21	1546	12.8	121	298	.406	0	1	.000	77	129	.597	116	175	291	2.4	123	3	56	95	23	25	319	2.6
1989	Carson, Corinne	2	0	9	4.1	4	250	0	0	.000	1	3	.333	5	0	5	2.5	1	0	1	0	0	0	3	1.5	
22-25	Chardon, Emma	26	0	139	5.4	11	19	.579	0	1	.000	6	9	.667	4	11	15	0.6	16	0	3	10	1	2	28	1.1
17-20	Charles, Kaila	135	135	3749	27.8	796	1596	.499	10	45	.222	382	516	.740	390	540	930	6.9	358	3	263	329	97	191	1984	14.7
95-98	Chase, Sonia	112	104	3759	33.6	459	1138	.403	7	43	.163	256	400	.640	205	451	656	5.9	235	3	371	365	14	309	1181	10.5
2018	Christinaki, Eleanna	22	16	585	26.6	97	265	.366	32	99	.323	34	46	.739	22	80	102	4.6	25	0	32	32	0	18	260	11.8
90-93	Christy, Estelle	81	24	1585	19.6	244	570	.428	21	63	.333	81	107	.757	58	146	204	2.5	148	3	193	203	7	101	590	7.3
95-98	Cimmier, Rachel	58	19	874	15.1	69	179	.385	0	0	.000	58	99	.586	63	83	146	2.5	107	2	30	72	11	28	196	3.4
2011	Cloud, Natasha	31	6	391	12.6	22	58	.379	5	19	.263	27	39	.692	9	36	45	1.5	33	0	62	58	6	21	76	2.5
06-09	Coleman, Marissa	144	133	4604	32.0	776	1603	.484	172	443	.388	481	594	.810	308	831	1139	7.9	269	5	453	430	141	205	2205	15.3
90-93	Colleton, Katrina	109	57	2614	24.0	349	694	.503	4	15	.267	131	187	.701	87	255	342	3.1	151	2	243	214	21	82	833	7.6
21-22	Collins, Mimi	61	39	1526	25.0	225	484	.465	28	79	.354	80	95	.842	104	227	331	5.4	116	0	63	66	21	52	558	9.1
15-18	Conroy, Kristen	140	94	3542	25.3	322	776	.415	217	536	.405	61	74	.824	166	343	509	3.6	128	0	275	154	9	143	922	6.6
1978	Connolly, Jane	35	0	--	--	78	180	.433	0	0	.000	15	20	.750	--	--	52	1.5	28	0	45	0	5	43	171	4.9
2023	Cooke, Gia	25	0	160	6.4	16	57	.281	0	6	.000	24	35	.686	5	10	15	0.6	18	0	9	18	0	5	56	2.2
80-81	Crone, Dana	41	6	247	6.0	68	173	.393	0	0	.000	16	25	.640	--	--	65	1.6	34	0	50	0	1	25	152	3.7
95-98	Cross, Stephanie	110	67	3044	27.7	549	1248	.440	18	65	.277	233	361	.645	241	475	716	6.5	263	7	154	307	46	188	1349	12.3
74-77	Croyder, Page	59	15	--	--	105	286	.367	0	0	.000	27	63	.429	--	--	209	3.5	89	1	56	0	8	26	237	4.0
2025	Dalce, Christina	33	29	713	21.6	106	224	.473	0	0	.000	62	111	.559	118	131	249	7.5	101	4	26	63	30	24	274	8.3
00-03	Daniels, Terri	116	51	2625	22.6	205	558	.367	101	287	.352	91	130	.700	58	197	255	2.2	127	1	354	251	11	101	602	5.2
95-98	Davis, Kalisa	94	62	2429	25.8	384	672	.																		

ALL-TIME CAREER STATISTICS

Yrs	Player	GP	GS	Min	Avg	Total			3-Pt			Rebounds				PF	FO	Ast	TO	Blk	Stl	Pts	Avg				
						FG	FGA	Pct	FG	FGA	Pct	FT	FTA	Pct	Off									Def	Tot	Avg	
24-25	Fisher, Emily	52	0	629	12.1	39	93	.419	1	12	.083	39	67	.582	43	75	118	2.3	63	1	28	39	9	21	118	2.3	
74-75	Fox, Margie	17	0	--	--	39	130	.300	0	0	.000	11	19	.579	--	--	49	2.9	42	2	10	0	0	0	89	5.2	
04-05	France, Kalika	63	62	1853	29.4	277	656	.422	47	140	.336	114	186	.613	134	205	339	5.4	105	1	136	184	25	84	715	11.4	
16-19	Fraser, Brianna	132	3	1941	14.7	333	679	.490	1	4	.250	246	357	.689	191	345	536	4.1	246	8	73	187	95	50	913	6.9	
98-00	Gabriel, Antonieta	69	14	909	13.2	40	108	.370	0	0	.000	21	49	.426	70	111	181	2.6	76	1	52	59	3	23	101	1.5	
1988	Gaines, Melissa	27	5	244	9.0	25	35	.714	0	0	.000	13	24	.542	13	27	40	1.5	23	0	4	13	1	4	63	2.3	
83-86	Gannon, Monica	87	21	1189	13.7	103	324	.318	0	0	.000	48	87	.552	--	--	211	2.4	138	1	109	0	10	30	254	2.9	
95-99	Gibson, Kelley	96	75	2915	30.4	351	1022	.343	67	245	.273	186	276	.674	112	264	376	3.9	229	2	311	366	41	152	955	10.0	
2005	Gilchrest, Liz	12	1	37	3.1	3	8	.375	2	5	.400	4	4	1.000	1	7	8	0.7	1	0	2	0	0	1	12	1.0	
16-17	Gillespie, Kiah	66	9	657	10.0	120	284	.423	14	56	.250	51	68	.750	75	111	186	2.8	76	0	53	53	17	34	305	4.6	
1991	Goren, Aluma	30	20	768	25.6	105	249	.422	28	82	.342	40	53	.755	20	77	97	3.2	84	4	132	116	9	44	278	9.3	
1983	Hakala, Lea	30	28	941	31.4	157	272	.577	0	0	.000	56	76	.737	--	--	187	6.2	65	2	75	0	7	41	370	12.3	
75-76	Hall, Brenda	27	0	--	--	36	95	.379	0	0	.000	4	12	.333	--	--	60	2.2	47	1	30	0	0	0	76	2.8	
05-08	Harper, Laura	116	96	2824	24.3	510	902	.565	1	2	.500	386	566	.682	307	566	873	7.5	319	5	124	276	198	120	1407	12.1	
01-02	Harrell, Jamecca	59	30	1309	22.2	153	317	.483	0	0	.000	80	119	.672	108	205	313	5.3	112	1	17	98	41	58	386	6.5	
15-16	Harrison, A'Lexus	56	0	446	8.0	43	84	.512	0	2	.000	16	29	.552	57	87	144	2.6	63	1	18	28	7	24	102	1.8	
75-77	Hastings, Martha	52	4	--	--	135	319	.423	0	0	.000	24	30	.800	--	--	84	1.6	82	2	62	0	0	9	294	5.7	
10-13	Hawkins, Tianna	136	97	3225	23.7	670	1167	.574	8	32	.250	247	343	.720	479	607	1086	8.0	350	13	90	244	117	94	1595	11.7	
75-78	Heiss, Tara	95	53	--	--	571	1184	.482	0	0	.000	208	294	.707	--	--	220	2.3	173	0	501	0	10	92	1350	14.2	
04-05	Henson, C'Vette	32	0	216	6.8	19	75	.253	13	38	.342	16	23	.696	13	14	27	0.8	30	0	11	19	0	10	67	2.1	
90-93	Hicks, Jessie	112	97	2759	24.6	649	1104	.588	0	0	.000	303	500	.606	304	399	703	6.3	306	7	98	245	137	139	1601	14.3	
1981	Hodgson, Tina	13	0	70	5.4	7	25	.280	0	0	.000	2	4	.500	--	--	17	1.3	6	0	5	0	0	3	16	1.2	
88-91	Holmes, Carla	100	47	2588	25.9	416	911	.456	75	199	.377	145	193	.751	67	243	310	3.1	191	4	439	381	5	125	1052	10.5	
78-79	Hook, Gail	24	0	--	--	31	57	.544	0	0	.000	16	18	.889	--	--	70	2.9	36	0	3	0	2	17	78	3.3	
13-16	Howard, Malina	140	76	2897	20.7	313	638	.491	9	36	.250	135	204	.662	208	334	542	3.9	242	1	150	172	78	60	770	5.5	
1987	Hunt, Beth	22	18	713	32.4	145	262	.553	0	0	.000	64	89	.719	--	--	200	9.1	47	2	44	85	10	24	354	16.1	
1999	Ilic, Marija	5	0	18	3.6	0	3	.000	0	1	.000	0	0	.000	0	3	3	0.6	1	0	1	4	0	1	0	0	0.0
00-03	Jackson, Brie	35	0	216	6.2	17	44	.386	0	0	.000	20	34	.588	17	28	45	1.3	8	0	14	20	1	6	54	1.5	
1986	Jenkins, Linda	5	0	24	4.8	3	11	.273	0	0	.000	1	2	.500	--	--	9	1.8	1	0	3	0	1	0	7	1.4	
2001	Jenkins, Sarah	28	1	334	11.9	26	72	.361	6	21	.286	10	23	.435	12	17	29	1.0	42	0	16	20	2	21	68	2.4	
82-83	Johnson, Christine	38	1	456	12.0	38	81	.469	0	0	.000	37	49	.755	--	--	47	1.2	34	0	36	0	0	19	113	3.0	
82-83	Johnson, Kim	27	0	199	7.4	23	49	.469	0	0	.000	16	27	.593	--	--	62	2.3	40	1	4	0	7	5	62	2.3	
14-17	Jones, Brianna	142	120	3315	23.3	803	1236	.650	0	2	.000	322	479	.672	513	696	1209	8.5	337	6	129	242	164	168	1928	13.6	
77-78	Jones, Debbie	53	27	--	--	178	375	.475	0	0	.000	57	102	.559	--	--	412	7.8	160	4	71	0	35	98	413	7.8	
17-20	Jones, Stephanie	134	90	2824	21.1	547	921	.584	3	11	.273	205	293	.700	318	375	693	5.2	296	3	103	143	78	151	1302	9.7	
1976	Joseph, Marla	10	0	--	--	15	36	.417	0	0	.000	11	16	.688	--	--	39	3.9	11	0	2	0	0	0	41	4.1	
75-76	Kienker, Jane	23	0	--	--	53	143	.371	0	0	.000	16	32	.500	--	--	118	5.1	33	0	0	0	0	0	122	5.3	
77-80	Kimrey, Krystal	102	12	--	--	271	578	.469	0	0	.000	95	169	.562	--	--	523	5.1	190	4	51	0	97	92	637	6.3	
79-80	Kirchner, Kris	89	80	--	--	569	1159	.491	0	0	.000	287	418	.687	--	--	936	10.5	232	7	88	0	186	114	1425	16.0	
09-12	Kizer, Lynetta	135	97	3334	24.7	593	1237	.479	24	63	.381	411	587	.700	411	547	958	7.1	270	3	119	255	75	131	1621	12.0	
21-22	Kozlova, Taisiya	41	0	409	10.0	26	71	.366	16	42	.381	5	8	.625	7	32	39	1.0	40	0	7	19	3	9	73	1.8	
24-25	Kubek, Allie	66	38	1532	23.2	226	408	.554	38	94	.404	108	161	.671	124	163	287	4.3	114	2	56	74	39	33	598	9.1	
05-08	Langhorne, Crystal	135	134	4042	29.9	889	1363	.652	0	2	.000	469	747	.628	496	733	1229	9.1	243	1	207	370	54	122	2247	16.6	
89-92	Lee, Dafne	117	71	2693	23.0	382	673	.568	0	2	.000	228	323	.706	191	330	521	4.5	201	4	251	231	7	153	992	8.5	
77-78	Lefeged, Doreen	41	5	--	--	74	163	.454	0	0	.000	29	50	.580	--	--	98	2.4	81	0	47	0	6	38	177	4.3	
15-17	Leslie, Kiara	67	7	727	10.9	103	253	.407	14	46	.304	46	68	.676	75	113	188	2.8	83	1	49	63	18	20	266	4.0	
18-22	Lewis, Channise	77	45	1958	25.4	133	338	.393	53	147	.361	52	86	.605	17	135	152	2.0	123	1	373	140	14	69	371	4.8	
2009	Liles, Demauria	36	35	1105	30.7	150	288	.521	0	1	.000	81	112	.723	120	205	325	9.0	88	0	38	87	46	31	381	10.6	
2008	Lyons, Kat	24	0	237	9.9	15	28	.536	15	25	.600	6	16	1.000	2	21	23	1.0	9	0	17	14	1	6	51	2.1	
80-83	Lytle, Debbie	111	103	2530	22.8	471	945	.498	0	0	.000	247	363	.680	--	--	668	6.0	349	14	583	0	74	315	1189	10.7	
86-89	Maine, Kaisa	70	3	640	9.1	78	154	.506	0	0	.000	40	49	.816	28	55	114	1.6	70	1	23	54	11	18	196	2.8	
1991	Marjanovic, Ana	29	16	468	16.1	92	167	.551	0	0	.000	39	54	.722	25	49	74	2.6	66	2	23	51	12	20	223	7.7	
90-91	Marin, Wendy	21	1	178	8.5	23	50	.460	0	0	.000	15	19	.789	12	36	48	2.3	16	0	12	15	13	6	61	2.9	
07-08	Marrone, Christie	26	0	279	10.7	24	69	.348	13	45	.289	5	7	.714	1	25	26	1.0	13	0	35	26	1	8	66	2.5	
86-87	Mason, Brenda	47	9	613	13.0	47	114	.412	0	0	.000	40	58	.690	--	--	129	2.7	56	0	26	26	1	19	134	2.9	
20-24	Masonius, Faith	138	52	2982	21.6	342	689	.496	17	65	.262	131	167	.784	244	342	586	4.2	295	5	273	214	40	141	832	6.0	
79-82	McAliley, Lydia	111	41	1380	12.4	324	750	.432	0	0	.000	112	195	.574	--	--	575	5.2	316	16	43	0	43	103	760	6.9	
1997	McCray, Kim	7	0	99	14.1	9	23	.391	0	0	.000	2	3	.667	5	10	15	2.1	8	0	11	10	1	1	20	2.9	
23-pr.	McDaniel, Bri	84	27	1545																							

ALL-TIME CAREER STATISTICS

Yrs	Player	GP	GS	Min	Avg	Total			3-Pt			Rebounds			PF- FO		Ast	TO	Blk	Stl	Pts	Avg				
						FG	FGA	Pct	FG	FGA	Pct	FT	FTA	Pct	Off	Def							Tot	Avg		
11-15	Mincy, Laurin	143	87	3499	24.5	457	1079	.424	143	402	.356	322	394	.817	157	328	485	3.4	186	0	300	263	43	105	1379	9.6
08-09	Mingo, Drey	63	0	705	11.2	67	160	.419	11	35	.314	62	86	.721	39	87	126	2.0	72	3	12	43	9	16	207	3.3
1992	Mizrachi, Limor	31	31	836	27.0	84	192	.438	32	77	.416	56	68	.824	10	103	113	3.7	53	0	141	119	3	43	256	8.3
1999	Moore, Leah	2	0	2	1.0	0	0	.000	0	0	.000	0	0	.000	0	0	0	0.0	0	0	0	0	0	0	0	0.0
12-16	Moseley, Brene	142	2	2298	16.2	366	814	.450	91	254	.358	225	285	.789	43	185	228	1.6	175	2	443	263	7	107	1048	7.4
1988	Myers, Kelli	9	0	27	3.0	3	6	.500	0	0	.000	0	2	.000	1	1	2	0.2	6	0	0	2	0	0	6	0.7
17-19	Myers, Sarah	82	2	729	8.9	39	122	.320	10	47	.213	31	39	.795	19	75	94	1.1	43	0	77	52	7	30	119	1.5
2009	Nared, Jackie	33	0	559	16.9	56	160	.350	18	66	.273	19	34	.559	42	79	121	3.7	49	1	36	46	6	18	149	4.5
2024	Nelson, Riley	16	0	225	14.1	31	70	.443	3	16	.188	16	21	.762	8	12	20	1.3	14	0	13	11	2	5	81	5.1
05-08	Newman, Ashleigh	141	27	2934	20.8	297	782	.380	124	366	.339	105	147	.714	139	255	394	2.8	278	9	202	228	15	115	823	5.8
84-85	Niles, Jonette	56	31	1503	26.8	173	413	.419	0	0	.000	102	160	.638	--	--	229	4.1	124	3	72	0	16	38	448	8.0
04-07	Noirey, Aurelie	109	1	1336	12.3	138	310	.445	0	2	.000	37	55	.673	101	146	247	2.3	151	0	44	76	20	21	313	2.9
1986	Noyes, Pamela	5	0	28	5.6	2	8	.250	0	0	.000	2	3	.667	--	--	1	0.2	4	0	1	0	0	1	6	1.2
2024	Nuako, Zen	7	0	10	1.4	0	3	.000	0	0	.000	0	0	.000	0	3	3	0.4	0	0	0	0	0	0	0	0.0
03-04	Oliver, Delvona	50	33	1243	24.9	226	500	.452	22	58	.379	71	110	.645	101	181	282	5.6	149	7	33	114	42	33	545	10.9
94-97	Ohman, Nina	99	53	1808	18.3	140	307	.456	0	0	.000	77	126	.611	149	171	320	3.2	131	2	63	85	11	48	357	3.6
19-20	Owens, Olivia	16	0	70	4.4	11	20	.550	0	0	.000	2	5	.400	8	12	20	1.3	24	2	1	8	2	2	24	1.5
20-22	Owusu, Ashley	88	70	2545	28.9	482	1055	.457	37	112	.330	285	373	.764	107	263	370	4.2	175	1	444	214	13	109	1286	14.6
09-11	Oyefuwa, Yemi	65	5	436	6.7	27	58	.466	0	0	.000	13	30	.433	50	81	131	2.0	62	0	6	26	7	11	67	1.0
89-92	Panek, Sue	91	20	1294	14.2	152	302	.503	0	1	.000	52	69	.754	67	129	196	2.2	94	0	122	96	4	36	356	3.9
1993	Patterson, Lena	29	10	491	16.9	29	77	.377	3	14	.214	20	36	.556	16	56	72	2.5	57	0	64	67	1	32	81	2.8
13-16	Pavlech, Chloe	108	69	2067	19.1	123	338	.364	61	193	.316	34	45	.756	17	92	109	1.0	116	0	280	161	1	76	341	3.2
81-83	Pearman, Belinda	118	98	3259	27.6	509	1022	.498	0	0	.000	165	241	.685	--	--	574	4.9	271	4	174	0	36	99	1183	10.0
80-83	Peracic, Jasmina	113	79	2605	23.1	621	1143	.543	0	0	.000	155	206	.752	--	--	490	4.3	176	0	342	0	32	114	1397	12.4
1999	Perry, Ginji	25	1	424	17.0	41	115	.357	6	29	.207	30	50	.600	16	38	54	2.2	55	2	39	77	0	27	118	4.7
05-08	Perry, Jade	139	51	2522	18.1	281	688	.421	0	0	.000	185	254	.728	229	380	609	4.4	309	6	62	154	60	49	747	5.4
85-86	Perry, Stephanie	30	6	649	21.6	49	163	.301	0	0	.000	10	13	.769	--	--	51	1.7	45	0	71	0	7	42	108	3.6
13-16	Pfirman, Tierney	119	14	1850	15.5	336	728	.462	33	104	.317	58	88	.659	170	313	483	4.1	121	0	130	109	31	82	763	6.4
2023	Pinzan, Elisa	35	35	707	20.2	48	120	.400	12	41	.293	7	8	.875	9	42	51	1.5	32	0	100	39	1	39	115	3.3
1984	Pocokovic, Zaga	14	11	238	17.0	54	79	.684	0	0	.000	9	15	.600	--	--	62	4.4	35	1	17	0	12	8	117	8.4
1975	Poffenbarger, Anne	17	0	--	--	52	124	.419	0	0	.000	26	50	.520	--	--	123	7.2	39	1	55	0	0	0	130	7.7
25-pr.	Poffenbarger, Saylor	30	17	790	26.3	93	243	.383	38	127	.299	50	58	.862	35	181	216	7.2	51	0	58	67	21	29	274	9.1
94-97	Purvis, Lillian	112	81	3147	28.1	377	953	.396	39	130	.300	108	144	.750	149	234	383	3.4	176	2	176	210	5	101	901	8.0
86-87	Radovic, Zoma	33	9	485	14.7	18	37	.486	0	0	.000	1	12	.083	--	--	30	0.9	28	0	68	31	0	27	37	1.1
1996	Rasmussen, Marika	9	0	44	4.9	4	9	.444	0	0	.000	1	1	1.000	3	2	5	0.6	7	0	2	4	1	0	8	0.9
00-03	Razor, Renneika	117	78	3112	26.6	433	936	.463	19	65	.292	278	500	.556	211	374	585	5.0	239	6	279	372	31	266	1163	10.0
79-81	Reaves, Pam	83	56	663	8.0	533	1131	.471	0	0	.000	80	131	.611	--	--	310	3.7	160	2	173	0	23	114	1146	13.8
21-22	Reese, Angel	47	35	1056	22.5	257	521	.493	2	11	.182	153	224	.683	169	171	340	10.6	99	4	48	81	36	53	569	17.8
2023	Reynolds, Mila	22	0	111	5.1	9	29	.310	0	2	.000	5	6	.833	7	12	19	0.9	13	0	4	6	1	2	23	1.0
81-84	Richardson, Marcia	120	113	3931	32.8	693	1318	.526	0	0	.000	244	317	.770	--	--	309	2.6	170	1	402	0	18	182	1630	13.6
1975	Ricker, Debbie	10	0	--	--	15	38	.395	0	0	.000	2	4	.500	--	--	10	1.0	4	0	2	0	0	0	32	3.2
91-94	Rimkus, Bonnie	111	52	2484	22.4	499	1028	.485	0	0	.000	196	290	.676	219	453	672	6.1	228	7	234	232	62	113	1218	11.0
86-90	Rivers, Subrena	118	89	3503	29.7	228	478	.477	0	0	.000	121	222	.545	152	259	681	5.8	282	5	406	205	13	162	577	4.9
08-12	Rodgers, Kim	108	33	1873	17.3	205	561	.365	121	370	.327	86	106	.811	77	190	267	2.5	95	0	96	121	9	58	617	5.7
1975	Rogers, Monica	17	0	--	--	70	174	.402	0	0	.000	9	16	.563	--	--	40	2.4	34	0	24	0	0	0	149	8.8
03-06	Ross, Angel	77	24	1033	13.4	91	222	.409	0	0	.000	34	81	.420	65	162	237	3.1	86	1	35	73	37	34	216	2.8
2003	Ruffin, Vanessa	7	0	35	5.0	7	8	.875	0	0	.000	0	0	.000	5	4	9	1.3	11	0	1	5	2	0	14	2.0
12-14	Rutan, Katie	69	55	1830	26.5	196	437	.449	127	317	.401	32	44	.727	67	159	226	3.3	126	0	139	96	12	45	551	8.0
2024	Sareen, Mary	7	0	13	1.8	1	4	.250	0	1	.000	0	0	.000	0	0	0	0.0	0	0	2	0	0	0	2	0.3
76-79	Schlesinger, Lisa	16	0	--	--	82	181	.453	0	0	.000	34	55	.618	--	--	61	3.8	63	0	124	0	2	63	198	12.4
2023	Sciolla, Ava	16	0	44	2.7	3	5	.600	1	1	1.000	0	0													

ALL-TIME CAREER STATISTICS

Yrs	Player	GP	GS	Min	Avg	Total			3-Pt			Rebounds				PF	FO	Ast	TO	Blk	Stl	Pts	Avg			
						FG	FGA	Pct	FG	FGA	Pct	FT	FTA	Pct	Off									Def	Tot	Avg
86-89	Tate, Deanna	93	77	2785	30.0	618	1154	.536	8	21	.381	287	379	.757	115	193	308	3.3	261	3	500	256	10	293	1531	16.5
10-11	Taylor, Dara	66	28	1355	20.5	89	255	.349	12	64	.188	52	96	.542	40	111	151	2.3	118	2	242	214	3	75	242	3.7
10-11	Tchatchouang, Diandra	66	66	1667	25.3	261	614	.425	46	155	.297	101	215	.470	136	208	344	5.2	140	3	94	202	79	62	669	10.1
2025	Te-Biasu, Sarah	32	30	1040	32.5	119	265	.449	67	149	.450	35	37	.946	10	51	61	1.9	49	0	83	51	1	25	340	10.6
11-14	Thomas, Alyssa	135	135	4202	31.1	890	1868	.476	19	71	.268	557	720	.774	382	853	1235	9.1	307	4	488	392	58	238	2356	17.5
06-09	Toliver, Kristi	139	128	4361	31.4	708	1585	.447	300	736	.408	362	418	.866	43	361	404	2.9	232	2	751	480	26	159	2078	14.9
10-14	Townsend, Essence	67	1	399	6.0	35	104	.337	0	0	.000	12	25	.480	36	77	113	1.7	31	0	6	34	44	7	82	1.2
1995	Tutt, Demetria	1	0	23	23.0	4	10	.400	0	3	.000	0	0	.000	3	1	4	4.0	0	0	2	0	0	2	8	8.0
83-86	Vera, Chris	57	19	725	12.7	174	454	.382	0	0	.000	48	75	.640	--	--	55	1.0	71	1	123	0	3	49	196	3.4
1989	Vickers, Suellen	18	0	75	4.2	9	20	.450	0	0	.000	6	12	.500	7	7	14	0.8	8	0	1	7	0	1	24	1.3
19-20	Vujacic, Sara	59	1	625	10.6	68	161	.422	38	101	.376	16	20	.800	17	44	61	1.0	47	0	38	25	5	25	190	3.2
14-17	Walker-Kimbrough, S.	142	106	3818	26.9	802	1543	.520	186	405	.459	366	456	.803	165	409	634	4.5	210	3	374	344	91	232	2156	15.2
07-09	Wallace, Emery	12	0	60	5.0	6	16	.375	3	7	.429	7	9	.778	2	2	4	0.3	6	0	2	5	0	0	22	1.8
99-02	Warley, Deedee	116	101	3076	26.5	563	1164	.484	0	0	.000	386	543	.711	266	424	690	6.0	371	16	116	308	57	102	1512	13.0
01-04	Washington, Crystal	78	31	1046	13.4	174	361	.482	1	1	1.000	113	172	.657	105	162	267	3.4	164	7	26	86	71	49	462	5.9
79-82	Waters, Myra	110	85	1934	17.6	581	1076	.540	0	0	.000	261	355	.735	--	--	782	7.1	278	11	220	0	66	241	1423	13.0
17-20	Watson, Blair	112	77	2543	22.7	303	744	.407	194	543	.357	44	59	.746	112	300	412	3.7	198	1	217	132	59	209	844	7.5
75-77	Wessel, Patty	39	1	--	--	45	153	.294	0	0	.000	13	24	.542	--	--	37	1.0	27	0	48	0	0	9	103	2.6
07-08	Wiley-Gatewood, Sa'de	46	16	910	19.8	72	180	.400	32	83	.386	64	75	.853	30	104	134	2.9	75	0	86	71	3	30	240	5.2
80-83	Willet, Rachelle	46	1	262	5.7	42	135	.311	0	0	.000	18	29	.621	--	--	62	1.4	56	0	33	0	2	17	102	2.2
94-95	Williams, Kwana	40	8	659	16.5	94	245	.384	4	21	.190	44	67	.657	32	63	95	2.4	90	2	90	98	4	33	236	5.9
01-02	Wimbush, Kiki	40	27	1073	26.8	80	212	.377	12	41	.293	51	64	.797	26	88	114	2.9	64	1	172	104	1	46	223	5.6
87-90	Winters, Christy	123	100	3698	30.1	703	1310	.537	0	0	.000	273	402	.679	189	384	723	5.9	302	7	112	206	91	107	1679	13.7
83-86	Wood, Chequita	114	79	3040	26.7	592	1119	.529	0	0	.000	188	309	.608	--	--	703	6.2	298	6	191	0	86	236	1372	12.0
1976	Wright, Kim	16	0	--	--	21	59	.356	0	0	.000	14	29	.483	--	--	51	3.2	26	0	2	0	0	0	56	3.5
20-22	Young, Zoe	15	0	98	6.6	7	22	.318	3	14	.214	2	2	1.000	3	1	4	0.3	3	0	14	8	0	3	19	1.3
76-79	Zivalich, Jane	102	71	--	--	436	873	.499	0	0	.000	241	332	.726	--	--	573	5.6	222	4	241	0	8	138	1113	10.9

Current Terps in BOLD

TEAM RECORDS

Wins-Losses

All-Time Record

1,150-472 (.709 since 1971-72)

Most Wins, Season

34, 2014-15 (34-3)

34, 2005-06 (34-4)

Fewest Wins, Season

6, 1998-99 (6-21)

Most Losses, Season

21, 1998-99 (6-21)

Fewest Losses, Season

2, 1971-72 (12-2)

Highest Winning Pct., Season

.919 (34-3), 2014-15

Lowest Winning Pct., Season

.222 (6-21), 1998-99

Most Home Wins

21, 2007-08 (21-0)

Fewest Home Wins

3, 1972-73 (3-1)

3, 1971-72 (3-0)

Most Home Losses

10, 1998-99 (5-10)

Fewest Home Losses

0, 2020-21 (10-0)

0, 2014-15 (17-0)

0, 2008-09 (15-0)

0, 2007-08 (21-0)

0, 1988-89 (12-0)

0, 1987-88 (13-0)

0, 1977-78 (11-0)

0, 1971-72 (6-0)

Highest Home Winning Pct.

1.000 (10-0), 2020-21

1.000 (17-0), 2014-15

1.000 (15-0), 2008-09

1.000 (21-0), 2007-08

1.000 (13-0), 1987-88

1.000 (12-0), 1988-89

1.000 (11-0), 1977-78

1.000, (6-0), 1971-72

Lowest Home Winning Pct.

.333 (5-10), 1998-99

Most Road Wins

11, 2022-23 (11-2)

11, 2016-17 (11-1)

11, 2014-15 (11-1)

11, 1988-89 (11-2)

Fewest Road Wins

0, 2001-02 (0-9)

Most Road Losses

10, 1998-99 (1-10)

Fewest Road Losses

0, 1975-76 (5-0)

0, 1971-72 (3-0)

Highest Road Winning Pct.

1.000 (5-0), 1975-76

1.000 (3-0), 1971-72

.917 (11-1), 2016-17

.917 (11-1), 2014-15

.909 (10-1), 2024-25

.900 (9-1), 2020-21

.900 (9-1), 2015-16

.900 (9-1), 2005-06

.846 (11-2), 2022-23

.846 (11-2), 1988-89

Lowest Road Winning Pct.

.000 (0-9), 2001-02

Longest Winning Streak

28 games 12-7-14 vs. Towson through 3-30-15 vs. Tennessee; ended 4-5-15 vs. Connecticut

Longest Home Court Win Streak

48 games (11-9-07 vs. Princeton through

1-14-10 vs. Boston College; ended 1-21-10 vs. Miami)

Longest Losing Streak

9 games (11-14-98 vs. UNC Greensboro through 12-22-98 vs. Rutgers; ended 12-28-98 vs. Coppin State)

Scoring

Most Points, Game

121, Drexel, 12-1-92

Fewest Points, Game

29, Tennessee, 12-4-94

Most Points, Season

3,166 (2005-06)

Fewest Points, Season

1,280 (1974-75)

Most Points Per Game

90.8 (2020-21, 29 games)

Fewest Points Per Game

60.1 (1998-99, 27 games)

High Avg. Margin of Victory

+25.8 (2019-20)

Lowest Avg. Margin of Victory

-11.8 (1998-99)

Largest Margin of Victory, Game

76, at UMES (106-30), 12-20-15

Most Points by an Opp., Game

114, at South Carolina, 11-12-23

Fewest Points by an Opp., Game

22, by Morgan State, 2-5-74

22, by Shippensburg State, 2-11-72

Most Points, Two Teams

219, vs. Alabama (111-108), 3-24-25

Fewest Points, Two Teams

79, Howard (47-32), 12-4-96

Most Points, One Half

72, Drexel, 12-1-92

Fewest Points, One Half

7, Notre Dame, 1-9-85

Most Points, One Quarter

41, vs. Arkansas, 11-29-20 (3rd)*

Fewest Points, One Quarter

3, vs. Michigan, 1-16-22 (2nd)

Most Points Allowed, One Quarter

37, at South Carolina, 11-12-23 (4th)

Fewest Points Allowed, One Quarter

1, by Maryland Eastern Shore, 12-20-15 (4th)

Field Goals

Most Field Goals, Game

54, Wake Forest (54-93), 1-23-80

Fewest Field Goals, Game

8, Tennessee, 12-4-94

Most Field Goals, Season

1,194 (2016-17)

Fewest Field Goals, Season

558 (1974-75)

Most Field Goals Att., Game

93, Wake Forest (54-93), 1-23-80

Fewest Field Goals Att., Game

26, UMBC (18-26), 12-28-01

Most Field Goals Att., Season

2,363 (2005-06)

Fewest Field Goals Att., Season

1,370 (1974-75)

Highest Field Goal Pct., One Half

.833, UMBC (10-12), 12-28-01

Lowest Field Goal Pct., One Half

.120, Tennessee (3-25), 12-4-94

Highest Field Goal Pct., Game

.700, Florida State (42-60), 2-5-92

Lowest Field Goal Pct., Game

.170, Tennessee (8-47), 12-4-94

Highest Field Goal Pct., Season

.535 (1,139-2,129), 1989-90

Lowest Field Goal Pct., Season

.407 (1974-75)

3-Point Field Goals

Most 3-Point FG, Game

21, Towson, 12-03-20*

Most 3-Point FG Made, Season

245 (2008-09)

Most 3-Point FG Att., Game

31, Northwestern, 1-23-22

31, Towson, 12-03-20

31, Arkansas, 11-29-20

Most 3-Point FG Att., Season

656, (2022-23)

Highest 3-Point FG Pct., Game

.700, at Michigan (7-10), 3-4-21

1.000, Temple (4-4), 12-1-87

Highest 3-Point FG Pct., Season

.403 (29-72) (1988-89)

.402 (229-569) (2015-16)

Lowest 3-Point FG Pct., Season

.237 (46-194) (1997-98)

Free Throws

Most Free Throws Made, Game

39, Coppin State (39-56), 12-8-91

Fewest Free Throws Made, Game

0, Georgia Tech (0-3), 1-2-97

Most Free Throws Made, Season

699 (2007-08)

Fewest Free Throws Made, Season

166 (1974-75)

Most Free Throws Att., Season

937 (2007-08)

Fewest Free Throws Att., Season

305 (1974-75)

Highest Free Throw Pct., Season

.790 (451-571), 2020-21

Lowest Free Throw Pct., Season

.544 (166-305) (1974-75)

Most Free Throws Att., Game

56, Coppin State (39-56), 12-8-91

Fewest Free Throws Att., Game

2, Duke (1-2), 2-1-99

2, Penn State (2-2), 12-10-98

2, Georgia (1-2), 12-7-86

Highest Free Throw Pct., Game

1.000, Minnesota (21-21), 1-14-25

1.000, Illinois (18-18), 2-12-23

1.000, Purdue (9-9), 1-10-21

1.000, Washington (5-5), 3-21-16

1.000, Minnesota (12-12), 2-28-16

1.000, Purdue (14-14), 12-4-08

1.000, at Delaware (10-10), 12-20-12

Rebounds

Most Rebounds, Game

73, Salisbury State, 12-9-76

Most Rebounds, Season

1,720 (2005-06)

Highest Rebounds Per Game

51.9 (1976-77)

Assists

Most Assists, Game

37, Loyola, 12-11-17

32, Fairleigh Dickinson, 11-30-99

Most Assists, Season

694 (2016-17)

Blocked Shots

Most Blocked Shots, Game

13, Michigan (3/9/19)

Most Blocked Shots, Season

195 (2005-06)

Steals

Most Steals, Game

29, Duke, 1-14-78

Most Steals, Season

418 (1977-78)

Fouls

Most Fouls, Game

35, Virginia, 3-8-93

Fewest Fouls, Game

4, Loyola, 12-8-15

4, Loyola, 12-11-17

6, UMBC, 12-30-07

6, Mount St. Mary's, 12-8-95

Most Personal Fouls, Season

630 (2005-06);

Fewest Personal Fouls, Season

339 (1974-75)

XFINITY CENTER RECORDS

All-Time Record at XFINITY Center

326-51 (.865)

Attendance Records at XFINITY Center

- 17,950** vs. *William & Mary* (Dec. 19, 2024)
17,950 vs. Iowa* (Feb. 3, 2024)
17,950 vs. Connecticut* (Dec. 29, 2016)
17,950 vs. Duke* (Feb. 18, 2007)
17,950 vs. North Carolina* (Jan. 28, 2007)
- 17,243 vs. Duke (Feb. 13, 2005)
- 16,344 vs. Duke (Feb. 22, 2009)
- 16,135 vs. Florida State (Feb. 24, 2008)
- 16,097 vs. Duke (Jan. 8, 2006)
- 15,853 vs. Duke (Feb. 24, 2013)
- 15,531 vs. Duke (Jan. 14, 2008)
- 15,327 vs. Connecticut (Nov. 15, 2013)
- 15,150 vs. Duke (Feb. 19, 2012)
- 14,994 vs. Towson (Dec. 12, 2023)
- 14,735** vs. *USC* (Jan. 8, 2025)
- 13,648** vs. *UCLA* (Jan. 26, 2025)
- 13,446 vs. Duke (Feb. 22, 2004)
- 12,566 vs. Connecticut (Dec. 11, 2022)
- 12,066 vs. Virginia (Feb. 8, 2008)

Points

- 42 Brianna Jones vs. Penn State, 1/11/17
- 37 Shay Doron vs. North Carolina, 1/9/05
37 Renneika Razor vs. Virginia Tech, 12/11/02
- 34 Kristi Toliver vs. Duke, 2/22/09
- 33 Crystal Langhorne vs. Northern Colorado, 2/28/05
- 32 Jakia Brown-Turner vs. Penn State, 2/18/24
32 Kaila Charles vs. Ohio State, 1/22/18
32 Marissa Coleman vs. Boston College, 2/27/09
- 31 Diamond Miller vs. Illinois, 2/12/23
31 Kaila Charles vs. South Carolina, 11/13/17
31 Crystal Langhorne vs. Georgia Tech, 1/20/08
- 30 Brianna Jones vs. Saint Peter's, 12/8/16
30 Shatori Walker-Kimbrough vs. Michigan State, 2/5/16
30 Tianna Hawkins vs. Clemson, 2/14/13
30 Marissa Coleman vs. Duke, 1/14/08
30 Crystal Langhorne vs. Mount St. Mary's, 12/4/05
- 29 Shyanne Sellers vs. James Madison, 12/20/23**
29 Brinae Alexander vs. Niagara, 11/29/23
29 Diamond Miller vs. Ohio State, 2/5/23
29 Katie Benzan vs. Iowa, 2/23/21
29 Kaila Charles vs. Minnesota, 2/21/19
29 Shatori Walker-Kimbrough vs. Illinois, 2/9/17
29 Tierney Pifman vs. Minnesota, 2/28/16
29 Alyssa Thomas vs. Notre Dame, 1/27/14
29 Alyssa Thomas vs. Quinnipiac, 3/23/13
29 Kristi Toliver vs. Virginia Tech, 1/18/09
- 28 Shyanne Sellers vs. Alabama, 3/24/25**
28 Shyanne Sellers vs. George Mason, 12/3/23
28 Diamond Miller vs. Towson, 12/03/20
28 Kaila Charles vs. Ohio State, 1/6/20
28 Shatori Walker-Kimbrough vs. Bucknell, 3/17/17
28 Brianna Jones vs. Iowa, 1/29/17
28 Laurin Mincy vs. Indiana, 2/26/15
28 Alyssa Thomas vs. College of Charleston, 12/29/13
28 Alyssa Thomas vs. Michigan State, 3/25/13
28 Crystal Langhorne Michigan State, 1/6/07
28 Marissa Coleman vs. Virginia, 2/12/09

Field Goals Made

- 15 Brianna Jones vs. Penn State, 1/11/17
- 14 Brianna Jones vs. Saint Peter's, 12/8/16
14 Crystal Langhorne vs. Mount St. Mary's, 12/4/05
- 13 Kaila Charles vs. Ohio State, 1/6/20
13 Kaila Charles vs. Minnesota, 2/21/19
13 Crystal Langhorne vs. Michigan State, 1/16/07
13 Crystal Langhorne vs. Northern Colorado,

- 12 2/28/05
7. 12 Jakia Brown-Turner vs. Penn State, 2/18/24
12 Diamond Miller vs. Illinois, 2/12/23
12 Kaila Charles vs. Ohio State, 1/22/18
12 Shatori Walker-Kimbrough vs. Bucknell, 3/17/17
12 Brianna Jones vs. Iowa, 1/29/17
12 Brianna Jones vs. Michigan, 1/19/17
12 Tierney Pifman vs. Minnesota, 2/28/16
12 Alyssa Thomas vs. Michigan State, 3/25/13
12 Alyssa Thomas vs. Quinnipiac, 3/23/13
12 Tianna Hawkins vs. North Carolina, 1/24/13
12 Tianna Hawkins vs. NC State, 1/17/13
12 Laura Harper vs. TCU, 11/17/06
12 Marissa Coleman vs. Boston College, 2/27/09
12 Kristi Toliver vs. Duke, 2/22/09

Field Goals Attempted

- 23 Diamond Miller vs. Illinois, 2/12/23
23 Abby Meyers vs. South Carolina, 11/11/22
23 Ashley Owusu vs. Baylor, 11/21/21
23 Kaila Charles vs. Minnesota, 2/21/19
23 Eleanna Christinaki vs. Purdue, 2/15/18
23 Alyssa Thomas vs. Quinnipiac, 3/23/13
- 22 Diamond Miller vs. Ohio State, 2/17/22
22 Eleanna Christinaki vs. Ohio State, 1/22/18
22 Kaila Charles vs. Iowa, 1/4/18
22 Alyssa Thomas vs. Notre Dame, 1/27/14
22 Alyssa Thomas vs. Michigan, 11/30/11
- 21 Kaylene Smikle vs. Ohio State, 3/2/25**
21 Kaylene Smikle vs. USC, 1/8/25
21 Tianna Hawkins vs. North Carolina, 1/24/13
21 Alyssa Thomas vs. Boston College, 2/3/13
21 Renneika Razor vs. Clemson, 1/9/03
21 Renneika Razor vs. Virginia Tech, 12/11/02
21 Kristi Toliver vs. Duke, 2/22/09
21 Kristi Toliver vs. North Carolina, 1/25/09
21 Lynetta Kizer vs. Boston College, 1/13/11
- 20 Shyanne Sellers vs. Alabama, 3/24/25**
20 Kaila Charles vs. UCLA, 3/25/19
- 19 18 times (last - SHYANNE SELLERS vs. James Madison, 12/20/23)**

3-Point Field Goals Made

- 9 Katie Benzan vs. Iowa, 2/23/21
- 8 Kristen Conroy vs. Northwestern, 1/17/16
8 Katie Rutan vs. Florida State, 2/20/14
8 Kristi Toliver vs. Virginia Tech, 1/18/09
- 7 Brinae Alexander vs. Niagara, 11/29/23
7 Kristi Toliver vs. Duke, 2/22/09
- 6 Sarah Te-Biasu vs. Norfolk State, 3/22/25**
6 Brinae Alexander vs. Iowa, 2/21/23
6 Brinae Alexander vs. Rutgers, 1/15/23
6 Katie Benzan vs. UNCW, 11/18/21
6 Katie Benzan vs. Illinois, 2/17/21
6 Katie Benzan vs. Wisconsin, 2/4/21
6 Katie Benzan vs. Towson, 12/03/20
6 Taylor Mikesell vs. Loyola (12/8/19)
6 Eleanna Christinaki vs. Ohio State, 1/22/18
6 Blair Watson vs. Illinois, 12/28/17
6 Blair Watson vs. Loyola, 12/11/17
6 Shatori Walker-Kimbrough vs. Illinois, 2/9/17
6 Laurin Mincy vs. Princeton, 3/23/15
6 Marissa Coleman vs. UMBC, 12/30/08
6 Chrissy Fisher vs. North Carolina, 1/27/03
- 5 23 times (last - Sarah Te-Biasu vs. Alabama, 3/24/25)**

3-Point Field Goals Attempted

- 13 Brinae Alexander vs. Iowa, 2/3/24
13 Kristi Toliver vs. Duke, 2/22/09
- 12 Brinae Alexander vs. Rutgers, 2/21/24
12 Katie Benzan vs. Illinois, 2/17/21
12 Taylor Mikesell vs. Georgia Tech, 11/29/18
12 Blair Watson vs. Iowa, 1/4/18

- 12 Blair Watson vs. Illinois, 12/28/17
12 Shatori Walker-Kimbrough vs. Illinois, 2/9/17
12 Terri Daniels vs. NC State, 1/2/03
- 11 Katie Benzan vs. UNCW, 11/18/21
11 Taylor Mikesell vs. Loyola, 12/8/19
11 Taylor Mikesell vs. Morgan State, 11/23/18
11 Lexie Brown vs. Princeton, 3/23/15
11 Lori Bjork vs. Miami, 1/21/10
- 10 11 times (last - Katie Benzan vs. Iowa, 2/23/21)

Free Throws Made

- 23 Shay Doron vs. Coppin State, 11/21/03
- 20 Shay Doron vs. North Carolina, 1/9/05
- 14 Kaila Charles vs. South Carolina, 11/13/17
- 13 Diamond Miller vs. Fordham, 11/13/22
- 12 Shyanne Sellers vs. George Mason, 12/3/23**
12 Ashley Owusu vs. Miami, 12/2/21
12 Brianna Jones vs. Penn State, 1/11/17
12 Shay Doron vs. Virginia, 2/5/06
12 Marissa Coleman vs. Rutgers, 2/15/09
- 11 Angel Reese vs. FGCU, 3/20/22
11 Alicia DeVaughn vs. Georgia Tech, 1/19/14
11 Alyssa Thomas vs. St. Joseph's, 11/22/11
11 Alyssa Thomas vs. Georgetown, 3/22/11
11 Marissa Coleman vs. Georgia Tech, 1/20/08
11 Crystal Langhorne vs. Georgia Tech, 1/20/08
11 Renneika Razor vs. Virginia, 2/20/03

Free Throws Attempted

- 27 Shay Doron vs. Coppin State, 11/21/03
- 22 Shay Doron vs. North Carolina, 1/9/05
- 18 Crystal Langhorne vs. Marshall, 12/30/04

Rebounds

- 24 Tianna Hawkins vs. Wake Forest, 1/19/12
- 21 Shakira Austin vs. Coppin State, 11/9/18
- 20 Laura Harper vs. Georgia Tech, 1/20/08
- 19 Crystal Langhorne vs. Florida State, 1/16/06
19 Crystal Langhorne vs. NC State, 1/23/05
19 Stephanie Jones vs. Albany, 11/10/17
18 Marissa Coleman vs. Utah, 3/24/09
- 17 Saylor Poffenbarger vs. USC, 1/8/25**
17 Brianna Jones vs. Michigan State, 2/5/16
17 Brianna Jones vs. Purdue, 1/8/15
17 Alicia DeVaughn vs. Quinnipiac, 3/23/13
17 Tianna Hawkins vs. NC State, 1/17/13
17 Crystal Langhorne vs. Virginia, 1/20/05
17 Demauria Liles vs. Utah, 3/24/09

Assists

- 14 Anesia Smith vs. Marshall, 12/30/04
- 13 Destiny Slocum vs. Illinois, 2/9/17
13 Shay Doron vs. Arizona, 12/11/05
- 12 Ashley Owusu vs. Iowa, 2/23/21
12 Alyssa Thomas vs. Florida State, 2/20/14
12 Kristi Toliver vs. Virginia, 2/8/08
12 Marissa Coleman vs. Siena, 12/4/07
- 11 15 times (last - Shyanne Sellers vs. Niagara, 11/29/23)**

Steals

- 8 Renneika Razor vs. Florida State, 1916/03
- 7 Blair Watson vs. Ohio State, 1/6/20
7 Lexie Brown vs. Penn State, 2/23/15
7 Lexie Brown vs. Illinois, 1/18/15
7 Shay Doron vs. Monmouth, 12/12/05
7 Renneika Razor vs. Georgia Tech, 1/5/03

Blocked Shots

- 7 Shakira Austin vs. Michigan, 1/12/19
7 Shakira Austin vs. Coppin State, 11/9/18
- 6 Shakira Austin vs. UCLA, 3/25/19
6 Brianna Jones vs. Illinois, 1/18/15

XFINITY CENTER RECORDS

5. **5** *Christina Dalce vs. USC, 1/8/25*
 5 Alicia DeVaughn vs. Wake Forest, 1/19/12
 5 Tianna Hawkins vs. East Carolina, 3/21/10
 5 Diandra Tchatchouang vs. St. Joseph's,
 1/3/10
 5 Laura Harper vs. Virginia, 1/19/07
 5 Demauria Liles vs. Rutgers, 2/15/09
 5 Demauria Liles vs. James Madison, 11/20/08
12. **4** **18 times (last - Amari DeBerry vs. Saint Francis, 11/24/24)**

100-POINTS GAMES

MARYLAND

Total 100 Point Games: 83

Most in a Season: 7 (2020-21; 2016-17)

Most Consec. 100-Point Games: 3, twice (Dec. 11, 2017-Dec. 28, 2017; Nov. 13, 2016-Nov. 18, 2016)

2024-25 (3)

107-35	Saint Francis	11/24/24
107-57	William & Mary	12/19/24
111-108	Alabama ¹²	3/24/25

2023-24 (1)

114-44	Niagara	11/29/23
--------	---------	----------

2022-23 (1)

107-85	Minnesota	12/30/22
--------	-----------	----------

2021-22 (3)

108-66	UNCW	11/18/21
106-78	Penn State	1/6/22
102-71	Delaware ¹²	3/18/22

2020-21 (7)

115-96	vs. Arkansas ⁸	11/29/20
112-78	Towson	12/03/20
101-59	James Madison	12/19/20
103-58	Illinois	2/17/21
111-93	Iowa	2/23/21
104-84	vs. Iowa ¹¹	3/13/21
100-64	vs. Alabama ¹³	3/24/21

2019-20 (5)

119-56	Wagner	11/05/19
107-52	Quinnipiac	11/24/19
105-45	Loyola	12/08/19
114-41	at Georgia State	12/19/19
106-69	at Penn State	2/16/20

2017-18 (4)

111-49	Howard	11/21/17
114-45	Loyola	12/11/17
113-49	at Coppin State	12/20/17
100-65	Illinois	12/28/17

2016-17 (7)

100-44	UMass-Lowell	11/13/16
106-61	MDES	11/16/16
106-42	Mount St. Mary's	11/18/16
101-49	Saint Peter's	12/8/16
100-81	Iowa	1/29/17
100-89	vs. Michigan State ¹¹	3/4/17
103-61	Bucknell ¹²	3/17/17

2015-16 (4)

102-53	UMass-Lowell	11/14/15
105-50	High Point	11/18/15
106-30	at UMES	12/20/15
110-77	Minnesota	2/28/16

2014-15 (2)

109-45	Mount St. Mary's	11/14/14
110-51	at Coppin State	12/21/14

2013-14 (4)

103-51	College of Charleston	12/29/13
110-53	Wofford	12/28/13
105-49	Siena	12/9/13
100-59	vs. Texas Southern ¹	11/29/13

2011-12 (2)

108-33	Delaware State	12/8/12
--------	----------------	---------

114-83 CSU Bakersfield² 11/25/12

2007-08 (1)

110-46	Clemson	1/6/08
--------	---------	--------

2006-07 (4)

111-53	at Miami	1/10/07
110-55	at Loyola	12/21/06
105-44	UC Santa Barbara	12/2/06
110-79	vs. Mississippi ³	11/25/05

2002-03 (1)

104-66	Rider	11/29/02
--------	-------	----------

1993-94 (2)

102-31	UMES	12/28/93
103-43	Howard	11/29/93

1992-93 (3)

103-106	vs. Virginia ⁴	3/8/93
101-46	Howard	12/29/92
121-52	at Drexel	12/1/92

1991-92 (4)

101-70	Florida State	2/5/92
100-53	Loyola	12/2/91
107-51	Towson State	11/30/91
101-43	Howard	11/23/91

1990-91 (2)

101-36	Temple	12/5/90
103-59	vs. Western Michigan ⁵	12/2/90

1989-90 (1)

100-71	Appalachian State	3/14/90
--------	-------------------	---------

1988-89 (4)

104-99	at Virginia	2/15/89
106-74	Georgia Tech	2/6/89
100-64	Duke	2/4/89
110-84	vs. Arkansas ⁶	11/26/88

1987-88 (2)

102-74	vs. Georgia Tech ⁷	3/5/88
104-70	at North Carolina	1/6/88

1986-87 (1)

119-59	UMES	2/24/87
--------	------	---------

1983-84 (1)

100-49	American	12/6/83
--------	----------	---------

1982-83 (1)

115-62	at Howard	12/1/82
--------	-----------	---------

1979-80 (4)

100-42	at Delaware	2/21/80
100-49	vs. Wake Forest ⁸	2/8/80
117-53	Wake Forest	1/23/80
104-70	Edinboro State	12/15/79

1978-79 (1)

111-54	La Salle	2/15/79
--------	----------	---------

1977-78 (6)

110-44	Penn ⁹	3/3/78
113-63	Immaculata	2/25/78
103-39	vs. Duke ¹⁰	2/9/78
103-86	Penn State	1/17/78
117-47	at Duke	1/14/78
105-49	at Howard	12/7/77

1976-77 (1)

105-68	Slippery Rock	2/24/77
--------	---------------	---------

1975-76 (2)

101-70	Lock Haven RC	3/2/76
102-46	Frostburg State	1/30/76

1974-75 (2)

108-57	Salisbury State	2/18/75
102-31	at Frostburg State	1/31/75

1-San Juan Shootout at San Juan, P.R.; FIU Thanksgiving Classic at Miami, Fla.; 3-Junkanoo Jam at Grand Bahama Island; 4-ACC Tournament at College Park, Md.; 5-Northern Illinois Fastbreak Fest at Dekalb, Ill.; 6-Auburn Dial Classic at Auburn, Ala.; 7-ACC Tournament at Fayetteville, N.C.; 8-ACC Tournament at College Park, Md.; 9-ACC Tournament at Charlottesville, Va.; 10-ACC Tournament at Charlottesville, Va.; 11-Big Ten Tournament at Indianapolis, Ind.; 12-NCAA First and Second Rounds at College Park, Md.; 13 - NCAA Tournament at San Antonio, Texas

OVERTIME GAMES

All-Time In OT: 24-12	By Site
Under Freese In OT: 17-4	Home: 6-3
By Decades	Cole Field House: 2-4
1970s: 1-1	XFINITY Center: 4-0
1980s: 1-1	Away: 10-5
1990s: 2-4	Neutral Sites: 7-2
2000s: 15-2	By Tournament
2010s: 3-0	ACC Tournament: 2-2
2020s: 2-2	NCAA Tournament: 3-0

Date	OT	Opponent	Result
Feb. 27, 1973		vs. Federal City ¹	W 50-49
Jan. 29, 1974		at Western Maryland	L 46-49
Jan. 15, 1981		Tennessee	L 91-93
Feb. 15, 1989		at Virginia	W 104-99
Feb. 16, 1990		at Wake Forest	W 85-84
Mar. 3, 1993	3 OT	vs. Virginia ²	L 103-106
Feb. 23, 1994	2OT	Virginia	L 83-85
Feb. 13, 1995		Wake Forest	L 61-69
Feb. 28, 1997		vs. Duke ³	L 52-60
Feb. 4, 1998		at Wake Forest	W 56-52
Feb. 12, 1998		Clemson	L 70-74
Mar. 18, 2000		vs. Virginia Tech ⁴	W 68-60
Jan. 2, 2001		Clemson	W 85-73
Feb. 14, 2002		Georgia Tech	W 81-70
Feb. 1, 2003		NC State	W 74-72
Dec. 30, 2003		vs. Georgetown	W 66-63
Jan. 16, 2005		at Florida State	L 91-95
Jan. 29, 2005		at Arizona	W 84-77
Jan. 5, 2006		at Boston College	W 67-64
Jan. 20, 2006		at Virginia	W 84-74
Jan. 29, 2006		at Wake Forest	W 79-70
Feb. 9, 2006		at North Carolina	W 98-95
Mar. 27, 2006		vs. Utah ⁵	W 75-65
Apr. 4, 2006		vs. Duke ⁶	W 78-75
Jan. 20, 2008	2OT	Georgia Tech	W 99-95
Jan. 26, 2008	2OT	at North Carolina	L 86-97
Feb. 24, 2008		Florida State	W 92-84
Mar. 8, 2009		vs. Duke ⁷	W 92-89
Jan. 21, 2011		at Virginia	W 77-75
Jan. 8, 2012		at North Carolina	W 78-72
Mar. 8, 2013		vs. Wake Forest ⁷	W 92-81
Jan. 2, 2022		at Indiana	L 63-70
Jan. 24, 2024		at Michigan	L 72-74
Mar. 2, 2025		Ohio State	W 93-90
Mar. 24, 2025	2OT	Alabama ⁸	W 111-108

1-at Gallaudet; 2-ACC Tournament at College Park, Md.; ACC Tournament at Charlotte, N.C.; 4-WNIT at Blacksburg, Va.; 5-NCAA Regionals at Albuquerque, N.M.; 6-NCAA Final at Boston, Mass.; 7-ACC Tournament at Greensboro, N.C.;

MARYLAND YEAR BY YEAR

YEAR	GP	/--TOTAL--/		/--3PT--/		FTM-FTA	PCT.	OFF REB	DEF REB	TOTAL REB-AVG	REB MARG.	AST	BLK	STL	PF-DQ	TOTAL PTS-AVG
		FGM-FGA	PCT.	FGM-FGA	PCT.											
1974-75	17	558-1370	.470	--	--	166-305	.544	--	--	821-48.3	(+16.3)	254	--	--	339-7	1280-75.3
1975-76	24	800-1915	.418	--	--	301-474	.633	--	--	1035-43.1	(+10.6)	253	--	--	436-6	1901-79.2
1976-77	23	744-1676	.444	--	--	266-431	.617	--	--	1178-51.2	(+10.5)	384	91	299	463-8	1754-76.3
1977-78	31	1176-2320	.507	--	--	428-635	.674	--	--	1539-49.6	(+10.9)	613	134	417	586-6	2780-89.6
1978-79	29	926-2002	.463	--	--	363-543	.669	--	--	1291-44.5	(+3.6)	442	142	382	551-9	2215-76.4
1979-80	30	1011-2136	.473	--	--	386-595	.649	--	--	1467-48.9	(+10.4)	504	155	385	539-16	2408-80.3
1980-81	28	880-1856	.474	--	--	317-455	.697	--	--	1119-40.0	(+3.5)	408	76	307	510-18	2077-74.2
1981-82	32	989-1894	.522	--	--	435-594	.732	--	--	1148-35.9	(+2.3)	542	80	294	539-15	2413-75.4
1982-83	31	1049-1982	.529*	--	--	393-561	.700	--	--	1209-39.0	(2.3)	593	86	305	483-6	2491-80.3
1983-84	29	925-1894	.488	--	--	312-500	.624	--	--	1115-38.4	(+0.2)	503	70	266	508-10	2162-74.6
1984-85	27	706-1634	.432	--	--	245-375	.653	--	--	993-36.7	(-3.3)	455	99	252	513-12	1657-61.4
1985-86	30	844-1777	.475	--	--	392-582	.673	--	--	1098-36.6	(+1.5)	441	53	300	535-0	2000-69.3
1986-87	29	933-1806	.517	--	--	310-473	.655	--	--	1122-38.7	(+3.0)	466	109	285	466-10	2176-75.0
1987-88	32	1086-2056	.528	50-138	.362	420-583	.720	362	683	1149-35.9	(+1.2)	619	76	360	496-8	2642-82.6
1988-89	32	1139-2129	.535*	29-72	.403	423-593	.713	412	757	1253-39.2	(+4.90)	679*	84	375	487-6	2730-85.3
1989-90	30	876-1817	.482	53-144	.368	420-600	.700	342	681	1148-38.3	(+2.8)	601	59	244	471-10	2225-74.2
1990-91	30	941-1824	.516	41-125	.328	367-531	.691	339	647	1077-35.9	(-1.3)	563	84	276	558-13	2290-76.3
1991-92	31	951-1883	.505	42-116	.362	509-730	.697	402	731	1222-39.4	(+5.3)	557	88	293	532-4	2453-79.1
1992-93	30	926-1886	.491	40-141	.284	467-690	.677	418	700	1206-40.2	(+5.3)	532	93	298	539-12	2359-78.6
1993-94	28	766-1633	.469	45-155	.317	392-535	.733	320	628	1027-36.7	(+0.2)	490	62	271	454-13	1969-70.3
1994-95	29	731-1839	.398	39-104	.279	351-511	.687	409	574	1081-37.3	(-1.5)	382	42	276	508-12	1842-63.5
1995-96	27	653-1582	.413	50-179	.279	306-476	.643	352	521	953-35.3	(-2.5)	370	41	279	397-6	1662-61.6
1996-97	28	677-1532	.442	77-227	.339	369-560	.659	336	597	1020-36.4	(+1.3)	384	41	247	416-6	1800-64.3
1997-98	28	661-1533	.431	46-194	.237	341-562	.607	323	577	995-35.5	(-0.2)	405	55	274	414-12	1709-61.0
1998-99	27	643-1504	.428	65-238	.273	272-433	.628	308	586	998-37.0	(-1.2)	441	71	233	495-8	1623-60.1
1999-00	31	772-1856	.416	136-409	.333	397-659	.602	368	675	1155-37.3	(-2.8)	457	63	348	523	2077-67.0
2000-01	29	715-1642	.435	90-263	.342	389-583	.667	375	699	1074-37.0	(+5.7)	452	82	291	478-7	1909-65.8
2001-02	30	691-1610	.429	105-317	.331	408-600	.680	319	683	1002-33.4	(-2.8)	434	84	302	482-13	1895-63.2
2002-03	28	707-1707	.414	112-354	.316	360-584	.616	405	686	1091-39.0	(+0.6)	442	75	284	466-11	1886-67.4
2003-04	31	770-1858	.414	156-424	.368	424-600	.707	421	791	1212-39.1	(+1.8)	438	102	260	546-8	2120-68.4
2004-05	32	884-1983	.446	101-316	.320	459-708	.648	500	856	1356-42.4	(+6.8)	504	91	254	522-12	2328-72.8
2005-06	38	1130-2363	.478	216-540	.400*	690-924	.747	568	1152	1720-45.3	(+11.9)*	652	195	268	630-11	3166-83.3
2006-07	34	1056-2110	.500	190-512	.371	508-682	.745	495	1032	1527-44.9	(+14.3)*	621*	144	266	541-7	2810-82.6
2007-08	37	1057-2136	.495*	222-588	.378	699-937	.746	492	1089	1581-42.7	(+10.9)	580	128	254	543-9	3035-82.0
2008-09	36	1007-2192	.459	245-611	.401*	585-773	.757	527	1007	1534-42.6	(+6.9)	511	134	240	495-3	2844-79.0
2009-10	34	879-2004	.439	215-609	.353	407-651	.625	524	959	1483-43.6	(+9.3)	471	127	205	523-8	2380-70.0
2010-11	32	845-1953	.433	107-388	.276	496-761	.652	580	881	1461-45.7	(+12.1)	495	153	314	548-4	2293-71.7
2011-12	36	1044-2231	.468	138-393	.351	555-754	.736	608	1023	1631-45.3	(+12.9)	593	159	253	538-12	2781-77.2
2012-13	34	978-2076	.471	148-429	.345	445-617	.721	525	978	1503-44.2	(+13.7)	600	129	235	518-13	2549-75.0
2013-14	35	1070-2217	.483	182-513	.355	542-728	.745	522	967	1489-42.5	(+10.4)	660	100	298	602-5	2864-81.8
2014-15	37	1079-2292	.471	195-566	.345	555-732	.758	565	996	1561-42.2	(+10.6)	609	122	306	554-8	2908-78.6
2015-16	35	1127-2271	.496	229-569	.402	429-581	.738	526	1056	1582-45.2	(+15.1)*	671	152	296	506-2	2912-83.2
2016-17	35	1194-2340	.510	217-580	.374	520-736	.707	571	985	1556-44.5	(+13.9)	694	174	382	558-4	3125-89.3
2017-18	34	1011-2219	.456	214-552	.388	472-671	.703	528	907	1435-42.2	(+7.7)	569	139	326	536-10	2708-79.6
2018-19	34	961-2076	.463	190-529	.359	439-628	.699	460	988	1448-42.6	(+8.3)	573	181	255	546-12	2551-75.0
2019-20	32	1016-2170	.468	210-574	.366	406-574	.707	499	849	1348-42.1	(+8.7)	586	137	404	534-9	2648-82.8
2020-21	29	972-1961	.496	237-593	.400	451-571	.790	427	766	1193-41.1	(+7.6)	589	87	260	457-2	2632-90.8*
2021-22	32	925-2111	.438	215-601	.358	456-602	.757	474	774	1248-39.0	(+5.3)	491	100	297	490-10	2521-78.8
2022-23	35	1012-2263	.447	239-656	.364	507-645	.786	409	874	1283-36.7	(-1.6)	593	122	364	594-9	2770-79.1
2023-24	33	929-2108	.441	191-528	.362	522-679	.769	411	864	1275-38.6	(+2.1)	536	82	250	574-15	2571-77.9
2024-25	33	940-2035	.462	207-574	.361	571-745	.766	443	890	1333-40.4	(+8.0)	481	117	228	566-11	2658-80.5

*-NCAA leader; 2020 season ended after Big Ten Tournament due to NCAA Tournament cancellation for coronavirus pandemic.

OPPONENTS YEAR BY YEAR

YEAR	GP	--TOTAL--		--3PT--		FTM-FTA			OFF	DEF	TOTAL			TOTAL	
		FGM-FGA	.PCT	FGM-FGA	.PCT	FTM-FTA	.PCT	REBS	REBS	REBS-AVG	AST	BLK	STL	PF-DQ	PTS-AVG
1974-75	17	420-1139	.369	--	--	169-273	.619	--	--	545-32.0	73	--	--	337-13	1009-59.4
1975-76	24	576-1595	.316	--	--	205-373	.550	--	--	780-32.5	152	--	--	468-20	1357-56.5
1976-77	23	583-1577	.369	--	--	264-426	.619	--	--	936-40.7	214	36	171	446-20	1430-62.2
1977-78	31	871-2190	.398	--	--	379-576	.658	--	--	1199-38.7	339	47	268	610-19	2121-68.4
1978-79	29	778-1939	.401	--	--	340-537	.633	--	--	1185-40.9	350	57	268	540-23	1896-65.4
1979-80	30	815-2040	.400	--	--	381-568	.671	--	--	1154-38.5	445	64	334	576-16	2011-67.0
1980-81	28	775-1722	.438	--	--	357-522	.683	--	--	1023-36.5	405	--	270	485-8	1867-66.7
1981-82	32	879-1989	.442	--	--	356-536	.664	--	--	1075-33.6	471	72	256	546-10	2114-66.1
1982-83	31	859-1998	.429	--	--	280-408	.686	--	--	1046-33.7	41	58	209	554-14	1998-64.4
1983-84	29	708-1822	.431	--	--	343-501	.685	--	--	1109-38.2	--	55	245	397	1913-66.0
1984-85	27	685-1617	.424	--	--	372-559	.668	--	--	1081-40.0	439	80	298	425	1742-64.5
1985-86	30	782-1856	.421	--	--	428-596	.718	--	--	1072-35.1	430	96	267	520	1992-66.4
1986-87	29	834-1913	.436	--	--	302-444	.680	--	--	1034-35.7	456	69	253	480-3	1970-67.9
1987-88	32	959-2043	.469	70-205	.342	311-460	.676	405	615	1111-34.7	500	93	266	561-17	2299-71.8
1988-89	32	853-2033	.420	87-244	.357	331-462	.717	388	600	1099-34.3	470	77	278	555-16	2124-66.4
1989-90	30	790-1865	.424	101-311	.325	289-443	.652	355	603	1065-35.5	460	83	202	550-17	1970-65.7
1990-91	30	797-1868	.427	106-303	.350	421-625	.674	434	599	1116-37.2	423	55	243	524-11	2121-70.7
1991-92	31	760-1857	.409	89-276	.323	336-516	.651	371	589	1056-34.1	414	76	216	639-14	1945-62.7
1992-93	30	726-1760	.413	98-303	.318	392-578	.678	356	581	1047-34.9	421	91	218	598-20	1942-64.7
1993-94	28	685-1639	.418	75-301	.249	267-401	.667	358	590	1021-36.5	352	64	247	517-10	1712-61.1
1994-95	29	767-1638	.468	113-337	.335	321-516	.622	356	681	1125-38.8	449	99	210	472-7	1968-67.9
1995-96	27	695-1561	.445	98-309	.317	225-346	.650	379	641	1020-37.8	487	75	233	459-12	1713-63.4
1996-97	28	619-1541	.402	90-330	.273	247-392	.630	321	571	983-35.1	308	91	221	537-13	1575-56.3
1997-98	28	669-1577	.424	101-342	.295	247-405	.610	343	580	999-35.7	396	58	238	491-8	1686-60.2
1998-99	27	722-1687	.428	134-355	.377	362-547	.662	433	598	1031-38.2	437	68	305	474	1940-71.9
1999-00	31	469-1854	.415	88-137	.261	389-554	.702	447	797	1244-40.1	437	94	256	601	2015-65.0
2000-01	29	689-1688	.408	134-425	.315	342-494	.695	390	660	1050-36.2	433	80	242	555-17	1854-63.9
2001-02	30	675-1677	.403	135-448	.301	372-530	.702	396	691	1087-36.2	386	66	270	542	1857-61.9
2002-03	28	769-1744	.441	144-411	.350	349-508	.687	368	706	1074-38.4	488	104	266	496	2031-72.5
2003-04	31	731-1838	.398	134-402	.333	432-600	.720	403	752	1155-37.3	404	118	262	549	2028-65.4
2004-05	32	786-1972	.399	138-431	.320	380-531	.716	402	735	1137-35.5	423	110	245	611	2090-65.3
2005-06	38	920-2470	.372	189-615	.307	442-633	.698	488	779	1267-33.3	494	114	332	770-18	2471-65.0
2006-07	34	800-2170	.369	133-488	.273	352-500	.704	395	647	1042-30.6	410	85	282	620-8	2085-61.3
2007-08	37	944-2432	.388	194-669	.290	324-494	.656	479	699	1178-31.8	458	80	306	758-23	2406-65.0
2008-09	36	938-2429	.386	232-706	.329	332-464	.716	543	742	1285-35.7	481	110	256	684-0	2440-67.8
2009-10	34	780-2094	.372	203-602	.337	368-531	.693	435	731	1166-34.3	402	83	296	564-0	2131-62.7
2010-11	32	638-1830	.351	181-578	.313	403-575	.701	390	683	1073-33.5	389	116	285	619-0	1860-58.1
2011-12	36	803-2256	.356	164-584	.281	422-568	.743	494	673	1167-32.4	406	92	292	647-0	2192-60.9
2012-13	34	707-2000	.354	141-490	.288	375-532	.705	386	651	1037-30.5	367	83	291	567-0	1930-56.8
2013-14	35	794-2061	.385	190-614	.309	415-607	.684	403	723	1126-32.2	369	94	257	650-0	2193-62.7
2014-15	37	863-2202	.392	171-607	.282	363-510	.712	419	751	1170-31.6	434	128	248	660-0	2260-61.1
2015-16	35	800-2187	.366	200-669	.299	312-444	.703	374	680	1054-30.1	399	85	250	572-10	2112-60.3
2016-17	35	846-2156	.392	206-624	.330	358-516	.694	394	674	1068-30.5	443	104	221	631-17	2256-64.5
2017-18	34	806-2068	.390	213-632	.337	356-490	.727	403	770	1173-34.5	448	124	218	562-4	2181-64.1
2018-19	34	766-2100	.365	199-614	.324	349-508	.687	429	737	1166-34.3	420	104	254	549-14	2080-61.2
2019-20	32	661-1805	.366	161-558	.289	340-481	.707	350	720	1070-33.4	381	114	237	494-9	1823-57.0
2020-21	29	742-1824	.407	204-616	.331	312-453	.689	357	615	972-33.5	390	71	163	473-5	2000-69.0
2021-22	32	811-1911	.424	228-668	.341	300-415	.723	360	761	1121-35.0	433	114	179	522-4	2150-67.2
2022-23	35	891-2154	.414	258-774	.333	366-538	.680	452	887	1339-38.3	555	102	225	593-13	2406-68.7
2023-24	33	890-2128	.418	240-776	.309	398-523	.761	395	810	1205-36.5	547	109	234	638-19	2418-73.3
2024-25	33	854-2051	.416	222-688	.323	397-567	.700	367	702	1069-32.4	475	113	257	669-21	2327-70.5

2020 season ended after Big Ten Tournament due to NCAA Tournament cancellation for coronavirus pandemic.

ALL-TIME RESULTS

Game-by-game results for every Maryland women's basketball season since 1971-12. Maryland was known as Maryland Agricultural College until 1915, and as Maryland State College from 1916-1919. Maryland's conference affiliations: Atlantic Coast Conference since 1953-54 and the Big Ten since 2014.

• - indicates conference games.

1971-72

Record: 12-2

H: 6-0 A: 3-0 N: 3-2

F9	Catonsville CC	W	49-34
F11	Shippensburg State	W	79-22
F15	at Salisbury State	W	55-36
F18	Frostburg State	W	54-32
F22	Trinity College	W	66-30
F24	Federal City	W	70-59
F27	at Bridgewater	W	51-43
F29	Towson State	W	53-49
M2	vs. Salisbury State ¹	W	52-35
M3	vs. Towson State ¹	L	42-52
M4	vs. Catonsville CC ¹	W	59-28
M7	at Gallaudet	W	56-27
M10	vs. Lock Haven ²	W	65-49
M11	vs. West Chester State ²	L	32-65

1-State Tournament at Frederick CC
2-Regional Tournament at Towson State

1972-73

Record: 11-3

H: 3-1 A: 3-1 N: 5-1

J30	Virginia Commonwealth	W	63-57
F2	at Shippensburg State ^{W56-41}		
F5	at Catonsville CC	W	58-50
F8	Western Maryland	W	53-27
F13	Salisbury State	L	36-39
F16	at Frostburg State	W	59-59
F20	at Towson State	L	52-27
F24	Bridgewater	W	54-42
F27	vs. Federal City ¹	W OT	50-49
M1	vs. Frostburg State ¹	W	42-39
M2	vs. Western Maryland ^{W49-40}		
M3	vs. Morgan State ²	W	46-43
M8	vs. Slippery Rock ³	W	61-56
M9	vs. Immaculata ³	L	73-54

1-at Gallaudet
2-State Tournament at UMBC
3-Regional Tournament at Lock Haven, Pa.

1973-74

Record: 10-6

H: 4-2 A: 3-2 N: 3-2

J22	at Virginia Commonwealth	W	61-42
J24	Immaculata	L	52-65
J29	at Western Maryland	L OT	46-49
F1	Frostburg State RC	W	67-39
F5	Morgan State	W	60-22
F7	at Salisbury State	W	65-29
F15	at James Madison	L	52-66
F16	at Bridgewater	W	55-47
F19	Federal City	L	44-59
F21	Towson State	W	56-49
F26	Ursinus RC	W	52-46
M1	vs. Loyola ¹	W	70-25
M3	vs. Bowie State ¹	W	75-29
M3	vs. Towson State ¹	L	63-70
M7	at Rutgers ²	W	71-62
M8	vs. East Stroudsburg ^L		57-59

1-State Tournament at Frostburg State
2-Regional Tournament at Rutgers

1974-75

Record: 11-6

H: 5-1 A: 3-2 N: 3-3

J22	Bridgewater	W	84-68
J25	Delaware	W	61-54
J26	Immaculata	L	48-80
J28	Western Maryland	W	86-29
J31	at Frostburg State	W	102-31
F7	at Ursinus	L	56-62
F8	Immaculata ¹	L	63-85
F11	at Morgan State	W	78-63
F13	James Madison	W	83-63
F18	Salisbury State	W	108-57
F20	at Towson State	L	68-86
F25	at Federal City ²	L	60-72
F28	vs. Western Maryland ^{W71-30}		
F28	vs. Bowie State ³	W	95-36
M1	vs. Towson State ³	W	82-68
M6	vs. Delaware ⁴	W	76-65
M7	vs. East Stroudsburg ^L		59-60

1-at Villanova, Pa.
2-at McKinley High School
3-State Tournament at UMBC
4-Regional Tournament at Glassboro State, N.J.

1975-76

Record: 20-4

H: 8-1 A: 5-0 N: 7-3

J21	Old Dominion	W	86-56
J24	at Delaware	W	70-65
J27	at Western Maryland	W	96-35
J30	Frostburg State	W	102-46
J31	Virginia Commonwealth RC	W	75-46
F3	at Salisbury State	W	72-71
F5	vs. Virginia Tech ¹	W	64-51
F6	vs. NC State ¹	W	69-65
F7	vs. North Carolina ¹	L	68-69
F10	Morgan State	W	94-32
F13	at Bridgewater	W	74-41
F14	at James Madison	W	65-54
F17	Federal City	W	71-51
F19	Immaculata	L	76-77
F25	Towson State	W	92-59
F28	Ursinus	W	76-42
M2	Lock Haven RC	W	101-70
M5	vs. Maryland-Eastern Shore ^W		97-42
M5	vs. Mount St. Mary's ²	W	88-54
M6	vs. Frostburg State ²	W	69-50
M11	vs. William Paterson ³	W	73-59
M12	vs. Slippery Rock ³	W OT	91-79
M12	vs. Montclair State ³	L	67-71
M13	vs. St. Joseph's ³	L	65-72

1-Virginia Invitational at Charlottesville, Va.
2-State Tournament at UMBC
3-EIAIW Regional Tournament at Pittsburgh, Pa.

1976-77

Record: 17-6

H: 10-1 A: 3-2 N: 4-3

D1	James Madison	W	68-54
D9	Salisbury State	W	87-41
D11	Howard	W	77-47
D19	Rutgers	W	93-67
J15	at Ursinus	W	73-49
J22	Delaware	W	83-49
J25	Edinboro State	W	75-74
J27	St. Joseph's	L	78-87
F1	at Penn State	L	64-82
F10	vs. Wake Forest ¹	W	90-46
F11	at Virginia ¹	W	79-67
F12	vs. NC State ¹	L	64-69
F15	Pittsburgh	W	82-53
F19	at Lock Haven	W	76-57
F22	at Towson State	W	75-50
F24	Slippery Rock	W	105-68
F26	at Immaculata	L	53-63
M2	NC State	W	73-65
M6	North Carolina	W	83-68
M9	vs. West Chester ²	W	85-72
M10	vs. Cheyney State ²	W	63-54
M11	vs. Immaculata ²	L	67-73
M12	vs. Montclair State ²	L	73-75

1-Virginia Invitational at Charlottesville, Va.
2-EIAIW Regional Tournament at Philadelphia, Pa.

1977-78

Record: 27-4 ACC: 5-1

H: 11-0 A: 9-3 N: 7-1

N30	at James Madison	W	78-39
D7	at Howard	W	105-49
D10	Ursinus	W	94-39
J4	UCLA	W	92-88
J11	Kansas	W	91-82
J13	at North Carolina	W	85-79
J14	at Duke	W	117-47
J17	Penn State	W	103-86
J19	Clemson	W	91-86
J21	at Delaware	W	62-52
J26	Lock Haven	W	91-60
J28	at NC State	L	78-90
F1	Virginia	W	69-38
F3	Wake Forest	W	91-54
F9	vs. Duke ¹	W	103-39
F10	vs. Clemson ¹	W	98-76
F11	vs. NC State ¹	W	89-82
F14	at St. Joseph's	L	86-88
F16	at Pittsburgh	W	86-68
F18	at Edinboro State	W	93-68
F23	at Slippery Rock	W	74-63
F25	Immaculata	W	113-63
F28	at Rutgers	W	96-88
M3	Penn ²	W	110-44
M4	Rutgers ²	W	99-85
M7	vs. Immaculata ³	W	80-79
M11	vs. Montclair State ³	L	74-91
M17	vs. Tennessee ⁴	W	75-69
M18	vs. Southern Connecticut ⁴	W	93-53
M23	vs. Wayland Baptist ⁴	W	90-85
M25	vs. UCLA ⁴	L	74-90

1-ACC Tournament at Charlottesville, Va.
2-EIAIW Regional Tournament at College Park, Md.
3-EIAIW Regional Tournament at West Chester, Pa.
4-AIAW Regionals at Cleveland, Miss.

5-AIAW Final Four at Los Angeles, Calif.

1978-79

Record: 22-7 ACC: 6-1

H: 10-3 A: 4-2 N: 8-2

N29	James Madison	W	92-48
D1	Howard	W	95-62
D8	vs. NC State ¹	W	83-76
D9	at UNLV ¹	L	70-77
D20	at Providence	W	67-49
D28	vs. Tennessee ²	W	85-79
D29	vs. UCLA ²	W	71-56
J3	North Carolina	W	93-82
J6	vs. LSU ³	W	77-74
J8	Stephen F. Austin	L	52-60
J10	Edinboro State	W	85-67
J13	at Clemson	W	84-71
J16	NC State	L	52-53
J18	Duke	W	82-55
J21	at Virginia	W	78-57
J24	Pittsburgh	W	81-74
J27	at Wake Forest	W	96-60
F1	Rutgers	L	76-85
F5	at Penn State	L	66-87
F9	vs. North Carolina ⁴	W	71-69
F10	at NC State ⁴	W	75-73
F15	La Salle	W	111-54
F18	St. Joseph's	W	73-52
F22	Delaware	W	84-49
M2	Montclair State ⁵	W	57-55
M9	vs. Cheyney State ⁵	W	60-57
M10	vs. Rutgers ⁵	L	75-80
M16	vs. Valdosta State ⁷	W	73-66
M17	vs. Old Dominion ⁷	L	51-69

1-UNLV Nike Tournament at Las Vegas, Nev.
2-Orange Bowl Classic at Miami, Fla.
3-Madison Square Garden at New York, N.Y.
4-ACC Tournament at Raleigh, N.C.
5-EIAIW Regional Tournament at College Park, Md.
6-EIAIW Regional Tournament at Towson, Md.
7-AIAW National Tournament at Cookeville, Tenn.

1979-80

Record: 21-9 ACC: 5-2

H: 15-2 A: 5-6 N: 1-1

N27	Georgia Tech	W	94-78
D1	Howard	W	90-65
D8	Montclair State	W	89-53
D15	Edinboro State	W	104-70
D22	vs. Old Dominion ¹	L	58-66
D23	vs. Rutgers ¹	W	78-77
J2	at North Carolina	L	62-64
J4	Southern California	L	61-63
J7	at Louisiana Tech	L	71-104
J9	at Stephen F. Austin	L	79-90
J12	Virginia	W	77-63
J16	Clemson	W	85-69
J18	at Duke	W	82-63
J19	at NC State	L	66-69
J23	Wake Forest	W	117-53
J25	at Pittsburgh	W	67-66
J30	Cheyney State	W	66-62
F2	at Rutgers	L	77-85
F8	Wake Forest ²	W	100-49
F9	Clemson ²	W	92-61
F10	NC State ²	L	75-85
F14	La Salle	W	115-54
F18	Penn State	W	66-59
F21	at Delaware	W	100-42
F23	at St. Joseph's	W	75-58
F29	Seton Hall ³	W	80-59
M7	Cheyney State ³	W	59-58
M8	Rutgers ³	W	79-70
M15	vs. Texas ⁴	W	68-63
M18	at Tennessee ⁵	L	76-93

1-Manufacturers Hanover Christmas Classic at New York, N.Y.
2-ACC Tournament at College Park, Md.
3-EIAIW Regional Tournament at College Park, Md.
4-AIAW National Tournament at Catonsville, Texas
5-AIAW National Tournament at Knoxville, Tenn.

1980-81

Record: 19-9 ACC: 5-2

H: 10-4 A: 5-4 N: 4-1

N18	at Georgia Tech	W	82-64
D3	at Howard	W	87-55
D6	Georgetown	W	75-54
D13	at Clemson	L	61-64
D20	at West Virginia	W	79-67
D22	Minnesota	W	86-74
J4	Old Dominion	L	72-75
J10	Duke	W	85-68
J15	Tennessee	L OT	91-93
J17	Long Beach State	L	76-85
J19	at Wake Forest	W	91-60
J21	Pittsburgh	W	83-72

J24	NC State	W	80-60
J28	at Virginia	L	57-71
J31	Rutgers	W	80-69
F5	Seton Hall	L	64-65
F7	North Carolina	W	75-70
F12	vs. Duke ¹	W	72-49
F13	vs. Virginia ¹	W	50-47
F14	vs. NC State ¹	W	64-63
F18	at Montclair State	W	77-53
F26	St. Joseph's	W	74-56
F28	at Cheyney State	L	69-71
M6	Seton Hall ²	W	69-68
M14	vs. Rutgers ³	W	72-69
M15	vs. Cheyney State ³	L	56-64
M21	vs. Kentucky ⁴	W	83-82
M24	at Tennessee ⁴	L	67-79

1-ACC Tournament at Clemson, S.C.
2-EIAIW Regional Tournament at College Park, Md.
3-EIAIW Regional Tournament at Philadelphia, Pa.
4-AIAW First and Second Rounds at Knoxville, Tenn.

1981-82

Record: 25-7 ACC: 6-1

H: 10-3 A: 10-3 N: 5-1

N17	George Washington	W	96-55
N22	West Virginia	W	81-62
D2	at St. Joseph's	W	59-58
D5	at Georgetown	W	93-69
D9	Howard	W	82-55
D12	at Old Dominion	L	46-77
D19	Villanova	L	61-74
D29	at UCLA	W	81-74
J3	at Duke	W	65-52
J5	Wisconsin	W	91-62
J9	at Temple	W	81-63
J12	at Clemson	W	95-76
J15	vs. Seton Hall ¹	W	87-76
J16	at Syracuse ¹	W	69-57
J20	Virginia	W	67-62
J23	at Pittsburgh	W	74-72
J27	Montclair State	W	85-55
J30	at Rutgers	W	69-66
F1	Louisiana Tech	L	56-73

ALL-TIME RESULTS

3-ACC Tournament at Fayetteville, N.C.
 4-NCAA First Round at College Park, Md.
 5-NCAA Regionals at State College, Pa.

1983-84

Record: 19-10 ACC: 10-4

H: 10-2 A: 7-4 N: 2-4

N26	vs. Southern California ¹	L	68-86
N27	at Notre Dame ¹	W	75-57
N30	Howard	W	92-46
D3	at Wake Forest •	W	76-49
D6	American	W	100-49
D10	Duke •	W	81-54
D14	Georgia Tech •	W	80-59
D29	vs. Oregon ²	L	70-76
D30	vs. Penn State ²	W	83-73
J7	at North Carolina •	L	79-80
J11	Syracuse	W	74-49
J14	at Clemson •	L	63-70
J15	at Georgia Tech •	W	76-48
J19	at Georgetown	W	71-61
J22	Rutgers	W	80-71
J25	at Temple	W	78-74
J28	at NC State •	L	74-82
J31	at Virginia •	L	61-77
F4	North Carolina •	W	57-52
F8	at Duke •	W	64-63
F11	at Old Dominion	L	64-81
F13	Wake Forest •	W	79-53
F15	Virginia •	W	82-51
F18	NC State •	W	84-77
F22	Clemson •	W	80-74
F25	Cheyney State	L	76-83
M2	vs. Wake Forest ³	W	68-50
M3	vs. NC State ³	L	72-76
M12	at Cheyney State ⁴	L	64-92

1-Notre Dame Tournament at South Bend, Ind.
 2-USC Tournament at Los Angeles, Calif.
 3-ACC Tournament at Fayetteville, N.C.
 4-NCAA First Round at Cheyney, Pa.

1984-85

Record: 9-18 ACC: 4-10

H: 4-5 A: 3-7 N: 2-3

N20	American	W	66-43
N27	at Howard	W	94-65
N30	vs. Northeastern ¹	L	42-46
D1	vs. Wagner ¹	W	60-58
D5	Georgetown	W	63-40
D8	at Duke •	L	58-68
D12	Georgia Tech •	W	68-52
D28	vs. Texas ²	L	40-69
D29	vs. California ²	W	54-51
J5	North Carolina •	L	61-78
J9	Notre Dame	L	40-49
J12	at Clemson •	L	61-66
J14	at Georgia Tech •	W	69-67
J16	Wake Forest •	W	76-65
J19	at Rutgers	L	66-80
J23	at Penn State	L	60-84
J26	NC State •	L	52-78
J30	Virginia •	L	50-63
F2	at North Carolina •	L	61-66
F3	at Wake Forest •	W	74-57
F6	Duke •	L	60-63
F9	Old Dominion	L	60-73
F13	at Virginia •	L	61-65
F16	at NC State •	L	67-73
F20	Temple	L	58-62
F23	Clemson •	L	83-87
M1	vs. Virginia ³	L	53-64

1-St. Joseph's Tournament at Philadelphia, Pa.
 2-USC Tournament at Los Angeles, Calif.
 3-ACC Tournament at Fayetteville, N.C.

1985-86

Record: 17-13 ACC: 6-8

H: 10-5 A: 4-7 N: 3-1

N23	Monmouth	W	65-63
N26	at American	W	64-60
N29	Bucknell ¹	W	95-52
N30	Southern California ¹	L	54-76
D4	Howard	W	73-63
D7	Duke •	W	74-60
D11	Georgetown	W	67-47
D14	at Old Dominion	L	57-73
D21	Georgia Tech •	W	80-65
D30	Cleveland State	W	77-56
J4	at North Carolina •	L	76-89
J9	Penn State	L	53-58
J11	Wake Forest •	W	72-51
J13	at Georgia Tech •	L	66-73
J15	at Clemson •	W	77-73
J18	Cheyney State	W	83-59
J21	at Rutgers	L	65-77
J25	at NC State •	L	55-71
J28	at Virginia •	L	47-73
F1	North Carolina •	L	59-65

F4	at Wake Forest •	L	55-60
F8	Virginia •	L	75-80
F10	Clemson •	W	62-59
F15	NC State •	L	51-75
F18	at Temple	W	76-66
F22	at Duke •	W	72-67
M1	vs. NC State ²	W	77-55
M2	vs. Virginia ²	W	92-68
M3	vs. North Carolina ²	W	90-74
M16	at Ohio State ³	L	71-87

1-Maryland Invitational at College Park, Md.
 2-ACC Tournament at Fayetteville, N.C.
 3-NCAA First Round at Columbus, Ohio

1986-87

Record: 15-14 ACC: 6-8

H: 9-3 A: 4-9 N: 2-2

N29	Towson State	W	90-70
D2	at Howard	W	86-63
D7	at Georgia	L	49-65
D9	Temple	W	79-49
D12	Duke •	W	65-64
D15	Old Dominion	W	74-64
D30	at American	L	53-57
J2	vs. Cleveland State ¹	W	92-49
J3	vs. Louisiana State ¹	L	57-67
J4	at Miami (Fla.) ¹	W	86-64
J6	at Georgia Tech •	L	80-81
J10	at Notre Dame	W	69-48
J12	Clemson •	W	92-69
J14	at Penn State	L	72-73
J17	at Duke •	L	63-70
J19	at Wake Forest •	W	78-77
J24	NC State •	L	78-80
J28	Virginia •	L	61-63
J31	North Carolina •	W	82-71
F4	Rutgers	L	76-84
F7	at Clemson •	L	80-82
F10	Wake Forest •	W	82-59
F14	at NC State •	L	64-52
F16	Georgia Tech •	W	93-76
F19	at Virginia •	L	61-71
F21	at North Carolina •	L	74-85
F24	UMBC	W	119-59
F28	vs. Duke ²	W	64-62
M1	vs. Virginia ²	L	59-76

1-Miami Tournament at Miami (Fla.)
 2-ACC Tournament at Fayetteville, N.C.

1987-88

Record: 26-6 ACC: 12-2

H: 13-0 A: 8-3 N: 5-3

N28	George Washington	W	81-60
D1	at Temple	W	81-76
D5	American	W	99-43
D9	Howard	W	92-73
D12	at Old Dominion	W	90-75
D15	Georgia	W	66-48
D28	vs. Rutgers ¹	L	76-79
D29	vs. Illinois ¹	W	85-65
D30	vs. Auburn ¹	L	57-76
J3	Georgia Tech •	W	83-80
J6	at North Carolina •	W	104-70
J9	Duke •	W	83-73
J12	at Virginia •	L	66-84
J14	at Clemson •	W	79-78
J20	at UMBC	W	82-60
J23	at NC State •	W	92-71
J27	at Rutgers	L	83-85
J30	Wake Forest •	W	88-80
F3	Virginia •	W	83-79
F6	North Carolina •	W	74-66
F8	Clemson •	W	84-67
F13	at Duke •	L	73-81
F16	at Georgia Tech •	W	92-70
F20	NC State •	W	90-64
F24	Penn State	W	97-94
F27	at Wake Forest •	W	80-64
M5	vs. Georgia Tech ²	W	102-74
M6	vs. Wake Forest ²	W	71-57
M7	vs. Virginia ²	W	76-70
M19	St. Joseph's ³	W	78-67
M24	vs. Ohio State ⁴	W	81-66
M26	vs. Auburn ⁴	L	74-104

1-Burger King Classic at Miami, Fla.
 2-ACC Tournament at Fayetteville, N.C.
 3-NCAA First Round at College Park, Md.
 4-NCAA Regionals at Athens, Ga.

1988-89

Record: 29-3 ACC: 13-1

H: 12-0 A: 11-2 N: 6-1

N26	vs. Arkansas ¹	W	110-84
N27	at Auburn ¹	L	63-75
N30	American	W	83-38
D7	Temple	W	73-61
D10	Old Dominion	W	84-57
D13	at Howard	W	93-69

D27	at Long Beach State	W	76-72
D30	at Southern California ¹	W	81-67
J4	at Georgia Tech •	W	85-60
J6	at Clemson •	L	67-69
J10	at Penn State	W	87-53
J14	at Duke •	W	87-86
J16	at Wake Forest •	W	84-68
J19	UMBC	W	98-46
J21	at North Carolina •	W	93-59
J24	Virginia •	W	83-76
J28	NC State •	W	76-66
F1	Rutgers	W	84-71
F4	Duke •	W	100-64
F6	Georgia Tech •	W	106-74
F11	at NC State •	W	83-62
F15	at Virginia •	W OT	104-99
F18	North Carolina •	W	87-60
F20	Clemson •	W	88-63
F25	Wake Forest •	W	86-70
M4	vs. North Carolina ²	W	93-68
M5	vs. Virginia ²	W	89-66
M6	vs. NC State ²	W	73-57
M18	Bowling Green ³	W	73-68
M23	vs. Stephen F. Austin ⁴	W	89-64
M25	at Texas ⁴	W	79-71
M31	vs. Tennessee ⁵	L	65-77

1-Auburn Dial Classic at Auburn, Ala.
 2-ACC Tournament at Fayetteville, N.C.
 3-NCAA First Round at College Park, Md.
 4-NCAA Regionals at Austin, Texas
 5-NCAA Final Four at Tacoma, Wash.

1989-90

Record: 19-11 ACC: 7-7

H: 12-4 A: 5-5 N: 2-2

N24	at Kansas State ¹	W	74-66
N25	vs. Long Beach State ¹	L	68-84
N29	George Mason	W	75-63
D2	at Old Dominion	W	73-69
D4	at Temple	W	70-64
D6	Tennessee	L	69-77
D9	American	W	90-43
D12	Howard	W	87-52
D28	UMBC ²	W	95-39
D29	Long Beach State ²	W	65-50
J5	Duke •	W	68-60
J7	at NC State •	L	76-77
J10	at Virginia •	L	79-82
J13	North Carolina •	W	59-52
J16	at Clemson •	L	60-72
J18	at Georgia Tech •	L	68-72
J20	Wake Forest •	L	52-63
J23	Penn State	W	85-60
J30	Georgia Tech •	W	83-52
F2	Clemson •	L	65-77
F6	at North Carolina •	W	88-64
F10	NC State •	L	69-83
F16	at Wake Forest •	W OT	85-84
F17	at Duke •	W	62-58
F21	Virginia •	W	63-60
F24	Rutgers	W	77-67
M3	vs. Wake Forest ³	W	87-68
M4	vs. NC State ³	L	57-66
M14	Appalachian State ⁴	W	100-71
M18	at Providence ⁵	L	75-77

1-McCall Pattern Classic at Manhattan, Kan.
 2-Maryland Invitational at College Park, Md.
 3-ACC Tournament at Fayetteville, N.C.
 4-NCAA First Round at College Park, Md.
 5-NCAA Regionals at Providence, R.I.

1990-91

Record: 17-13 ACC: 9-5

H: 8-5 A: 7-4 N: 2-4

N24	at George Mason	W	94-61
N26	Loyola	W	84-51
N27	Richmond	L	69-79
D1	vs. Washington ¹	L	74-78
D2	vs. Western Michigan ¹	W	103-59
D5	Temple	W	101-36
D9	at Tennessee	L	71-82
D12	at Howard	W	90-70
D28	vs. Georgia ²	L	73-91
D29	vs. Arkansas ²	L	68-79
J1	Coppin State	W	78-57
J4	Old Dominion	W	71-65
J8	at Wake Forest •	W	68-63
J11	at Clemson •	W	71-68
J13	at Georgia Tech •	W	68-66
J16	at Virginia •	L	59-76
J19	North Carolina •	W	88-68
J21	at Duke •	W	74-63
J26	NC State •	W	81-80
J29	Penn State	L	70-75
F1	Duke •	L	44-45
F4	Georgia Tech •	W	93-79
F9	at NC State •	W	86-85
F14	Clemson •	L	63-74

F16	at North Carolina •	L	61-64
F20	Virginia •	L	74-111
F23	Wake Forest •	W	74-60
M2	vs. Georgia Tech ³	W	91-73
M3	vs. NC State ³	L	75-82
M13	at Holy Cross ⁴	L	74-81

1-Northern Illinois Fastbreak Fest at DeKalb, Ill.
 2-Bell Atlantic Holiday Tournament at Rutgers, N.J.
 3-ACC Tournament at Fayetteville, N.C.
 4-NCAA First Round at Worcester, Mass.

1991-92

Record: 25-6 ACC: 13-3

H: 13-1 A: 10-2 N: 2-3

N23	Howard	W	101-43
N26	at Richmond	W	74-56
N30	Towson State	W	107-51
D2	Loyola	W	100-53
D5	at Penn State	W	85-58
D8	Coppin State	W	99-45
D11	at Temple	W	77-59
D21	at Old Dominion	W	90-58
D29	vs. St. Joseph's ¹	W	84-59
D30	vs. Auburn ¹	L	60-69
J4	Rutgers	W	78-72
J8	at Florida State •	W	73-47
J11	Wake Forest •	W	73-47
J15	at Virginia •	W	67-65
J18	North Carolina •	W	72-68
J20	Clemson •	W	63-59
J24	at Duke •	W	80-54
J27	Georgia Tech •	W	75-54
F1	NC State •	W	99-90
F5	Florida State •	W	101-70
F8	at North Carolina •	W	92-78
F11	Virginia •	L	74-75
F15	at Clemson •	L	55-72
F17	at Georgia Tech •	W	71-63
F22	Duke •	W	74-69
F25	at NC State •	L	83-86
F29	at Wake Forest •	W	66-47
M7	vs. Georgia Tech ²	L	67-68
M21	Toledo ³	W	73

ALL-TIME RESULTS

D29	Washington ²	L	55-56
J2	Georgia Tech •	W	69-62
J5	at Florida State •	W	69-54
J8	at Clemson •	L	52-54
J12	at George Washington ^L	67-77	
J15	at Wake Forest •	W	84-67
J18	at Virginia •	W	56-68
J22	at NC State •	L	56-57
J24	North Carolina •	L	67-79
J28	Florida State •	W	81-39
J30	at Georgia Tech •	W	67-46
F5	Duke •	W	67-50
F8	Rutgers	W	64-55
F11	NC State •	W	71-63
F18	at Duke •	L	60-62
F20	at North Carolina •	L	76-106
F23	Virginia •	L 2OT	82-85
F26	Wake Forest •	L	64-69
M4	Clemson •	W	84-46
M5	vs. Duke ³	W	60-45
M6	vs. Virginia ³	L	45-63
1-Richmond Fidelity Classic at Richmond, Va.			
2-Dial Soap Classic at College Park, Md.			
3-ACC Tournament at Rock Hill, S.C.			

1994-95

Record: 11-18 ACC: 2-14
H: 7-9 **A:** 3-8 **N:** 1-1

N15	Virginia Tech ¹	L	53-68
N23	Mount St. Mary's	W	66-54
N30	at Howard	W	67-56
D4	Tennessee	L	29-95
D7	Coppin State	W	74-56
D10	at Rutgers	W	76-73
D13	Towson	W	88-40
D22	at Loyola	L	68-73
D28	William & Mary ²	W	85-52
D29	Butler ²	W	68-64
J2	at NC State •	L	45-68
J5	at Georgia Tech •	L	59-82
J8	Duke •	L	62-80
J11	Clemson •	L	57-66
J14	at Florida State •	W	70-56
J18	Iona	W	87-53
J22	at North Carolina •	L	67-88
J25	Virginia •	L	48-82
J28	NC State •	W	83-80
F1	at Wake Forest •	L	63-73
F5	Georgia Tech •	L	59-67
F7	at Duke •	L	63-67
F11	at Clemson •	L	56-74
F13	Wake Forest •	L OT	61-69
F16	Florida State •	L	59-66
F21	North Carolina •	L	70-86
F26	at Virginia •	L	41-56
M2	vs. Florida State ³	W	72-56
M3	vs. Virginia ³	L	46-68
1-Preseason WNIT at College Park, Md.			
2-Dial Soap Classic at College Park, Md.			
3-ACC Tournament at Rock Hill, S.C.			

1995-96

Record: 13-14 ACC: 7-9
H: 8-5 **A:** 4-5 **N:** 1-4

N24	vs. UCSB ¹	L	52-68
N25	vs. Stephen F. Austin ^W	67-63	
D2	Rutgers	W	58-54
D5	Howard	W	91-48
D8	Mount St. Mary's ²	W	74-58
D9	Penn State ²	L	66-83
D22	at Towson State	W	50-31
D29	vs. Southern California ³	L	62-68
D30	at UCLA ³	L	70-82
J2	NC State •	L	57-98
J4	Georgia Tech •	W	61-60
J11	at Duke •	L	53-57
J14	at Florida State •	W	72-49
J16	Loyola	W	73-38
J21	North Carolina •	L	63-66
J24	at Virginia •	L	46-75
J27	at NC State •	L	53-76
J31	Wake Forest •	L	57-72
F3	at Georgia Tech •	L	30-59
F5	Duke •	W	63-52
F7	at Clemson •	L	53-70
F10	Clemson •	W	74-72
F13	at Wake Forest •	W	60-49
F18	Florida State •	W	75-63
F21	at North Carolina •	W	68-62
F24	Virginia •	L	53-77
M1	vs. NC State ⁴	L	61-63
1-Prairie Lights Hawkeye Classic at Ames, Iowa			
2-Dial Soap Classic at College Park, Md.			
3-Pac-10/ACC Challenge at Los Angeles, Calif.			
4-ACC Tournament at Rock Hill, S.C.			

1996-97

Record: 18-10 ACC: 9-7
H: 11-2 **A:** 5-6 **N:** 2-2

N22	at Penn State	L	65-67
N25	Morgan State	W	67-36
N30	vs. Vermont ¹	W	65-52
D1	vs. Howard ¹	W	71-49
D4	at Howard	W	47-32
D7	Clemson •	W	72-53
D10	at Loyola	W	63-36
D21	Towson	W	80-49
D28	Radford ²	W	83-44
D29	SW Texas State ²	W	61-49
J2	Georgia Tech •	L	40-44
J5	North Carolina •	L	69-79
J9	at Virginia •	L	42-60
J12	Duke •	W	68-64
J15	at Florida State •	W	65-58
J18	NC State •	W	54-51
J22	Iona	W	95-41
J26	at Wake Forest •	W	69-60
J30	Florida State •	W	79-59
F3	Virginia •	L	49-73
F7	at North Carolina •	L	63-73
F9	at Duke •	L	57-66
F12	Wake Forest •	W	74-49
F15	at NC State •	L	62-65
F19	Georgia Tech •	W	73-68
F22	at Clemson •	W	70-64
F28	vs. Duke ³	L OT	52-60
M14	vs. Purdue ⁴	L	48-74
1-Brother Holiday Tournament at Piscataway, N.J.			
2-Dial Soap Classic at College Park, Md.			
3-ACC Tournament at Charlotte, N.C.			
4-NCAA First Round at Norfolk, Va.			

1997-98

Record: 15-13 ACC: 7-9
H: 9-4 **A:** 3-8 **N:** 3-1

N15	at Rutgers	L	44-67
N19	Loyola	L	50-57
N22	Georgia Tech •	W	74-42
N29	vs. Harvard ¹	W	81-61
N30	at Holy Cross ¹	W	82-74
D4	Hampton	W	65-57
D7	Penn State	W	59-53
D13	Hartford ²	W	70-50
D14	Howard ²	W	59-48
D22	at Duke •	L	48-65
D29	vs. South Carolina ³	W	74-60
D30	at St. Peter's ³	L	61-66
J4	Wake Forest •	W	61-59
J8	at Virginia •	L	60-86
J11	at Clemson •	L	51-73
J15	NC State •	L	56-64
J18	North Carolina •	W	84-62
J23	at Florida State •	L	50-53
J26	at Georgia Tech •	W	68-57
J30	Duke •	W	54-53
F4	at Wake Forest •	W OT	56-52
F9	Virginia •	L	45-47
F12	Clemson •	L OT	70-74
F16	at NC State •	L	53-75
F20	at North Carolina •	L	52-71
F22	Florida State •	W	77-49
F27	vs. NC State ⁴	W	61-48
F28	vs. Clemson ⁴	L	44-63
1-ECAC Holiday Festival at Worcester, Mass.			
2-Dial Soap Classic at College Park, Md.			
3-Mr. Cookie Face Tournament at Jersey City, N.J.			
4-ACC Tournament at Charlotte, N.C.			

1998-99

Record: 6-21 ACC: 3-13
H: 5-10 **A:** 1-10 **N:** 0-1

N14	UNC Greensboro	L	45-62
N17	at Loyola	L	43-50
N20	at Howard	L	47-65
N24	Hampton	L	57-76
D2	Western Michigan	L	55-64
D5	at Clemson •	L	48-89
D10	at Penn State	L	44-79
D13	Wake Forest •	L	47-65
D22	Rutgers	L	61-81
D28	Coppin State ¹	W	82-63
D29	Richmond ¹	W	72-59
J2	Duke •	L	61-90
J8	at Virginia •	L	63-69
J10	at North Carolina •	L	58-87
J14	NC State •	L	45-73
J17	Florida State •	W	94-76
J21	at Georgia Tech •	L	56-72
J28	Clemson •	L	45-55
F1	at Duke •	L	54-72
F3	Morgan State	W	86-62
F6	at Wake Forest •	W	68-66
F8	Virginia •	L	55-69

F11	North Carolina •	L	63-78
F15	at NC State •	L	53-86
F18	at Florida State •	L	63-69
F21	Georgia Tech •	W	92-79
F26	vs. Wake Forest ²	L	66-83
1-Terrapin Classic at College Park, Md.			
2-ACC Tournament at Charlotte, N.C.			

1999-00

Record: 16-15 ACC: 5-11
H: 10-7 **A:** 5-6 **N:** 1-2

N20	Loyola	W	75-62
N23	Penn State	L	60-91
N27	Coppin State ¹	W	82-65
N28	UNC Charlotte ¹	W	58-54
N30	Fairleigh Dickinson	W	95-60
D2	North Carolina •	L	79-92
D8	Howard	W	65-58
D11	Robert Morris	W	66-57
D20	at Richmond	W	86-66
D28	vs. SMU ²	L	65-72
D29	vs. Brown ²	W	98-47
J3	Duke •	L	61-79
J6	at Clemson •	W	74-58
J9	at NC State •	L	52-71
J12	Florida State •	W	68-67
J15	at Virginia •	L	68-76
J19	at Wake Forest •	W	73-61
J23	Georgia Tech •	L	67-73
J27	St. Bonaventure	W	71-55
J30	at North Carolina •	L	49-54
F3	at Duke •	W	63-62
F6	Clemson •	L	57-59
F10	NC State •	L	66-74
F13	at Florida State •	L	52-66
F20	Wake Forest •	L	54-57
F24	Virginia •	W	76-71
F27	at Georgia Tech •	L	49-60
M3	vs. Florida State ³	L	60-65
M16	Georgetown ¹	W	63-46
M18	at Virginia Tech ⁴	W OT	68-60
M21	at Florida ⁵	L	57-77
1-Terrapin Classic at College Park, Md.			
2-Gatorade Hurricane Holiday Classic at Miami, Fla.			
3-ACC Tournament at Greensboro, N.C.			
4-WNIT at College Park, Md.			
5-WNIT at Blacksburg, Va.			
6-WNIT at Gainesville, Fla.			

2000-01

Record: 17-12 ACC: 8-8
H: 10-4 **A:** 7-6 **N:** 0-2

N18	at Howard	W	64-40
N21	at Loyola	W	65-50
N25	Wagner ¹	W	86-44
N26	Delaware ¹	W	71-70
N29	Dayton	W	69-55
D2	UMBC	W	56-44
D5	at Penn State	L	86-95
D9	at North Carolina •	L	69-87
D12	Coppin State	W	73-42
D22	Lafayette	W	80-61
D27	at Santa Clara	W	72-50
D28	at San Francisco	L	59-72
J2	Clemson •	W OT	85-73
J5	at Virginia •	L	42-51
J10	at Florida State •	L	38-69
J14	Duke •	L	64-75
J18	Wake Forest •	W	71-61
J21	at Georgia Tech •	W	66-62
J25	at NC State •	W	57-56
J28	North Carolina •	W	55-53
F1	at Clemson •	W	68-62
F5	Virginia •	L	56-69
F11	Florida State •	L	65-77
F15	at Duke •	L	54-75
F19	at Wake Forest •	W	69-53
F22	Georgia Tech •	L	62-66
F25	NC State •	W	75-54
M3	vs. NC State ²	L	61-74
M17	vs. Colorado State ³	L	69-83
1-Terrapin Classic at College Park, Md.			
2-ACC Tournament at Greensboro, N.C.			
3-NCAA Tournament at Stors, Conn.			

2001-02

Record: 13-17 ACC: 4-12
H: 10-5 **A:** 0-9 **N:** 3-3

N16	Coppin State	W	84-56
N18	Loyola	W	82-51
N21	vs. Mississippi State ¹	L	61-71
N23	vs. DePaul ¹	W	54-36
N28	at Dayton	L	53-56
D2	Richmond	W	79-70
D5	Clemson •	W	70-59
D8	Penn State	L	65-67
D10	Morgan State	W	79-42

D21	vs. Eastern Michigan ^W	80-59	
D22	vs. Alabama ²	L	56-71
D28	UMBC	W	60-48
D30	at North Carolina •	L	56-85
J2	at Duke •	L	74-90
J6	Florida State •	W	62-50
J14	at Georgia Tech •	L	58-61
J17	Virginia •	L	44-52
J21	at Clemson •	L	47-67
J24	Wake Forest •	W	57-46
J28	at NC State •	L	55-62
J31	North Carolina •	L	57-68
F2	Duke •	L	55-66
F7	at Florida State •	L	55-60
F9	IPFW	W	84-50
F14	Georgia Tech •	W OT	81-70
F17	at Virginia •	L	59-76
F21	NC State •	L	54-66
F24	at Wake Forest •	L	47-65
M1	vs. Wake Forest ³	W	72-66
M2	vs. North Carolina ³	L	53-78
1-Coaches vs. Cancer Challenge at Ames, Iowa			
2-Torneo Cancun de Basquetbol at Cancun, Mexico			
3-ACC Tournament at Greensboro, N.C.			

2002-03

Record: 10-18 ACC: 4-12
H: 6-8 **A:** 3-9 **N:** 1-1

N22	Loyola	W	80-72
N24	at Niagara	W	68-53
N29	Rider ¹	W	104-66
N30	Rhode Island ¹	L	64-70
D4	at Penn State	L	74-101
D7	at Richmond	L	52-74
D11	Virginia Tech	L	57-60
D15	Coppin State	W	66-43
D21	UMBC	W	56-38
D28	vs. Cleveland State ²	W	76-62
D29	at Miami (Fla.) ²	L	66-92
J2	at NC State •	L	72-79
J5	Georgia Tech •	W	71-63
J9	Clemson •	L	59-70
J12	at Wake Forest •	W	75-73
J16	Florida State •	L	61-76
J19	at Virginia •	L	58-69
J23	at Duke •	L	52-101
J27	North Carolina •	L	82-83
F1	NC State •	W OT	74-72
F7	at Georgia Tech •	L	51-59
F9	at Clemson •	L	67-85
F13	Wake Forest •	L	75-79
F16	at Florida State •	W	66-61
F20	Virginia •	L	67-71
F24	Duke •	L	55-97
F27	at North Carolina •	L	77-94
M7	vs. Clemson ³	L	61-63
1-Terrapin Classic at College Park, Md.			

ALL-TIME RESULTS

2004-05

Record: 22-10 ACC: 7-7
H: 13-4 A: 6-4 N: 3-2

N19	at Appalachian State	W	94-74
N21	Siena	W	73-52
N26	vs. Louisiana State ¹	L	51-64
N27	vs. Pennsylvania ¹	W	76-56
N30	Loyola	W	77-36
D4	at Xavier	W	74-72
D7	St. Bonaventure	W	91-42
D12	Monmouth	W	81-49
D20	Coppin State	W	83-51
D29	Massachusetts ²	W	67-63
D30	Marshall ²	W	83-68
J2	at Virginia Tech •	L	67-77
J9	North Carolina •	W	92-77
J13	at Georgia Tech •	W	72-65
J16	at Florida State •	L OT	91-65
J20	Virginia •	W	63-60
J23	NC State •	L	55-67
J27	at Duke •	L	57-60
J29	at Arizona	W OT	84-77
F3	Georgia Tech •	W	84-67
F6	at Clemson •	W	87-82
F10	Wake Forest •	W	77-67
F13	Duke •	L	49-60
F17	at Miami (Fla.) •	W	70-65
F20	at Virginia •	L	61-63
F24	Virginia Tech •	L	79-87
F28	Northern Colorado	W	87-79
M4	vs. Clemson ³	W	66-55
M5	vs. NC State ³	W	63-56
M6	vs. Duke ³	L	44-74
M20	UW-Green Bay ⁴	W	65-55
M22	Ohio State ⁴	L	65-75

1-Coors Classic at Boulder, Colo.
 2-Terrapin Classic at College Park, Md.
 3-ACC Tournament at Greensboro, N.C.
 4-NCAA First and Second Rounds at College Park, Md.

2005-06

Record: 34-4 ACC: 12-2
H: 15-1 A: 9-1 N: 10-2

N18	at Siena	W	107-66
N20	Xavier	W	93-68
N24	vs. Gonzaga ¹	W	88-50
N25	vs. Michigan State ¹	W	75-61
N26	vs. Tennessee ¹	L	75-80
D1	Appalachian State	W	118-59
D4	Mount St. Mary's	W	102-53
D7	at Monmouth	W	88-55
D11	Arizona	W	92-67
D13	Coppin State	W	69-38
D22	at George Mason	W	70-33
D29	Central Connecticut State ²	W	94-57
D30	Furman ²	W	92-58
J2	Manhattan	W	82-49
J5	at Boston College •	W OT	67-64
J8	Duke •	L	68-86
J16	Florida State •	W	75-57
J20	at Virginia •	W OT	84-74
J23	at Virginia Tech •	W	68-62
J26	Georgia Tech •	W	79-71
J29	at Wake Forest •	W OT	79-70
F1	Miami (Fla.) •	W	88-77
F5	Virginia •	W	85-71
F9	at North Carolina •	W OT	98-95
F13	at Duke •	L	80-90
F16	Boston College •	W	86-59
F19	at NC State •	W	65-57
F23	Clemson •	W	89-63
F26	Northern Colorado	W	89-53
M3	vs. Georgia Tech ³	W	71-66
M4	vs. Duke ³	W	78-70
M5	vs. North Carolina ³	L	80-91
M19	vs. Sacred Heart ⁴	W	95-54
M21	vs. St. John's ⁴	W	81-74
M25	vs. Baylor ⁴	W	82-63
M27	vs. Utah ⁴	W OT	75-65
A2	vs. North Carolina ⁵	W	81-70
A4	vs. Duke ⁵	W OT	78-75

1-Paradise Jam at St. Thomas, V.I.
 2-Terrapin Classic at College Park, Md.
 3-ACC Tournament at Greensboro, N.C.
 4-NCAA First and Second Rounds at State College, Pa.
 5-NCAA Regionals at Albuquerque, N.M.
 6-NCAA Final Four at Boston, Mass.

2006-07

Record: 28-6 ACC: 10-4
H: 14-2 A: 10-2 N: 4-2

N10	Middle Tennessee State	W	80-76
N12	George Mason	W	99-43
N17	TCU ¹	W	82-64
N18	Arizona ¹	W	75-61
N19	George Washington ¹	W	73-48
N24	vs. Gardner-Webb ²	W	83-41

N25	vs. Mississippi ²	W	110-79
N29	at Marshall	W	68-49
D2	UCSB	W	105-44
D4	Siena	W	93-54
D6	at Northern Iowa	W	77-33
D10	at Temple	W	77-66
D21	at Loyola	W	110-55
D29	UNC Greensboro ³	W	92-57
D30	Marist ³	W	86-60
J3	NC State •	W	80-61
J6	Michigan State	W	97-57
J10	at Miami (Fla.) •	W	111-53
J13	at Duke •	L	62-81
J19	Virginia •	W	95-68
J21	Wake Forest •	W	83-60
J25	at Clemson •	W	76-62
J28	North Carolina •	L	71-84
F1	at Georgia Tech •	L	72-77
F4	Boston College •	W	71-39
F8	Virginia Tech •	W	78-59
F11	at Virginia •	W	83-74
F15	at Florida State •	W	74-60
F18	Duke •	L	57-69
F25	at Boston College •	W	76-60
M2	vs. Georgia Tech ⁴	W	75-59
M3	vs. North Carolina ⁴	L	72-78
M18	vs. Harvard ⁵	W	89-65
M20	vs. Mississippi ⁵	L	78-89

1-BTI Classic at College Park, Md.
 2-Junkanoo Jam at Grand Bahama Island, Bahamas
 3-Terrapin Classic at College Park, Md.
 4-ACC Tournament at Greensboro, N.C.
 5-NCAA First and Second Rounds at Hartford, Conn.

2007-08

Record: 33-4 ACC: 13-1
H: 21-0 A: 9-2 N: 3-2

N9	Princeton ¹	W	76-52
N11	vs. Oklahoma ²	W	76-66
N13	Delaware ²	W	91-43
N16	Notre Dame ²	W	75-59
N18	Louisiana State ²	W	75-62
N20	Loyola	W	98-50
N23	at UCSB	W	75-71
N25	at UCLA	W	79-75
N27	Pittsburgh	W	90-77
N30	Ohio State ³	W	77-53
D3	at Rutgers ⁴	L	60-68
D5	Middle Tennessee State	W	74-69
D7	Northern Iowa	W	91-37
D9	Temple	W	64-46
D20	at James Madison	W	71-65
D29	Richmond ⁵	W	89-59
D30	UMBC ⁵	W	98-56
J3	at Wake Forest •	W	83-49
J6	Clemson •	W	110-46
J10	at Boston College •	W	88-61
J14	Duke •	W	85-70
J18	at Virginia •	W	74-62
J20	Georgia Tech •	W OT	99-95
J26	at North Carolina	L OT	86-97
J31	Miami •	W	90-50
F4	at Virginia Tech •	W OT	74-71
F8	Virginia •	W	86-80
F14	Boston College •	W	78-51
F17	at Duke •	W	76-69
F24	Florida State •	W OT	92-84
M2	at NC State •	W	76-64
M7	vs. Boston College ⁶	W	93-81
M8	vs. Duke ⁶	L	63-74
M23	Coppin State ⁷	W	80-66
M25	Nebraska ⁷	W	76-64
M29	vs. Vanderbilt ⁸	W	80-66
M31	vs. Stanford ⁸	L	87-98

1-Preseason WNIT at College Park, Md.
 2-State Farm Tip-Off Classic at Chapel Hill, N.C.
 3-Big Ten/ACC Challenge at College Park, Md.
 4-Jimmy V Classic at Piscataway, N.J.
 5-Terrapin Classic at College Park, Md.
 6-ACC Tournament at Greensboro, N.C.
 7-NCAA First and Second Rounds at College Park, Md.
 8-NCAA Regionals at Spokane, Wash.

2008-09

Record: 31-5 ACC: 12-2
H: 15-0 A: 9-4 N: 7-1

N14	at TCU	L	68-80
N16	Delaware State	W	73-46
N20	James Madison	W	90-76
N23	UCLA	W	88-65
N26	vs. South Dakota State ¹	W	68-56
N27	vs. Montana ¹	W	71-58
N28	vs. Illinois ¹	W	79-52
D4	at Purdue ²	W	70-59
D7	at Pittsburgh	L	57-86
D9	at Loyola	W	83-52
D21	at Old Dominion	W	74-65
D29	UNC Asheville ³	W	90-57

D30	Mississippi State ³	W	80-73
J3	at Richmond	W	83-65
J8	Wake Forest •	W	92-65
J12	at Duke •	L	65-68
J15	at Clemson •	W	65-56
J18	Virginia Tech •	W	96-79
J25	North Carolina •	W	77-71
J30	at Virginia •	L	81-89
F2	at Florida State •	W	72-71
F5	NC State •	W	87-66
F9	at Boston College •	W	85-81
F12	Virginia •	W	94-78
F15	Rutgers	W	67-47
F19	at Georgia Tech •	W	87-79
F22	Duke •	W	77-59
F27	Boston College •	W	86-74
M1	at Miami (Fla.) •	W	89-64
M6	vs. Wake Forest ⁴	W	72-70
M7	vs. North Carolina ⁴	W	95-84
M8	vs. Duke ⁴	W OT	92-89
M22	Dartmouth ⁵	W	82-53
M24	Utah ⁵	W	71-56
M28	vs. Vanderbilt ⁶	W	78-74
M30	vs. Louisville ⁶	L	60-77

1-Caribbean Challenge at Cancun, Mexico
 2-Big Ten/ACC Challenge at West Lafayette, Ind.
 3-Terrapin Classic at College Park, Md.
 4-ACC Tournament at Greensboro, N.C.
 5-NCAA First and Second Rounds at College Park, Md.
 6-NCAA Regionals at Raleigh, N.C.

2009-10

Record: 21-13 ACC: 5-9
H: 15-6 A: 5-6 N: 1-1

N14	NC Central	W	88-39
N16	New Hampshire	W	63-43
N19	Old Dominion	W	84-67
N22	at Mississippi State	L	55-84
N24	Samford	W	76-49
N27	Howard	W	79-51
N29	Drexel	W	82-65
D3	Minnesota ¹	W	66-45
D6	Loyola	W	69-56
D10	at Towson	L	55-67
D20	at American	W	75-64
D27	Stony Brook ²	W	79-69
D29	UNC Wilmington ²	W	67-61
J3	St. Joseph's	W	79-69
J7	at NC State •	L	45-73
J11	at Virginia •	W	61-60
J14	Boston College •	W	72-65
J17	at North Carolina •	L	64-75
J21	Miami (Fla.) •	L	77-80
J24	Duke •	L	57-58
J31	at Longwood	W	85-40
F5	Georgia Tech •	L	60-61
F8	Virginia •	L	68-82
F11	at Wake Forest •	W	70-65
F14	Clemson •	W	71-51
F21	at Duke •	L	59-71
F25	at Boston College •	L	70-83
F28	Florida State •	L	61-94
M4	vs. North Carolina ³	W	83-77
M5	vs. Duke ³	L	64-66
M19	Iona ⁴	W	88-53
M21	East Carolina ⁴	W	87-52
M25	Providence ⁴	L	64-77

1-Big Ten/ACC Challenge at College Park, Md.
 2-Terrapin Classic at College Park, Md.
 3-ACC Tournament at Greensboro, N.C.
 4-WNIT at College Park, Md.

2010-11

Record: 24-8 ACC: 9-5
H: 14-3 A: 9-4 N: 1-1

N13	Monmouth	W	73-40
N16	at Georgetown	L	45-53
N18	Towson	W	72-47
N21	American	W	78-52
N26	at East Carolina ¹	W	76-60
N27	vs. Massachusetts ¹	W	82-50
D2	at Purdue ²	W	56-55
D5	Appalachian State	W	81-65
D7	at Loyola	W	79-61
D10	UMBC	W	71-45
D19	at Delaware State	W	79-49
D28	La Salle ³	W	83-45
D29	St. John's ³	W	66-60
J2	at St. Joseph's	W	74-60
J6	at Duke •	L	64-71
J13	Boston College •	L	69-78
J16	at Clemson •	W	80-59
J21	at Virginia	W OT	77-75
J23	North Carolina •	W	88-65
J28	Wake Forest •	W	75-44
J30	Longwood	W	84-38
F3	at Georgia Tech •	W	56-53
F6	NC State •	W	88-59

F10	at Miami •	L	75-83
F17	Duke •	W	69-47
F20	at Florida State •	L	66-72
F24	Virginia Tech •	W	61-48
M4	vs. Georgia Tech ⁴	L	64-70
M20	Saint Francis (Pa.) ⁵	W	70-48
M22	Georgetown ⁵	L	57-79

1-East Carolina Thanksgiving Tournament at Greenville, N.C.
 2-ACC/Big Ten Challenge at West Lafayette, Ind.
 3-Terrapin Classic at College Park, Md.
 4-ACC Tournament at Greensboro, N.C.
 5-NCAA First and Second Rounds at College Park, Md.

2011-12

Record: 31-5 ACC: 12-4
H: 16-2 A: 10-2 N: 5-1

N11	Loyola	W	84-46
N13	Georgetown	W	72-53
N16	Towson	W	82-46
N19	at UMBC	W	70-50
N22	St. Joseph's	W	94-71
N25	at Florida International ¹	W	84-52
N26	vs. CSU Bakersfield ¹	W	114-83
N30	Michigan ²	W	74-65
D4	at American	W	76-42
D8	Delaware State	W	108-33
D11	at George Mason	W	78-50
D28	Lafayette ³	W	84-36
D29	Delaware ³	W	85-76
J2	at Florida State •	W	91-70
J6	Georgia Tech •	W	77-74
J8	at North Carolina •	W OT	78-72
J12	at Miami •	L	63-75
J16	Virginia •	W	68-61
J19	Wake Forest •	W	86-58
J22	at Duke •	L	72-80
J26	Virginia Tech •	L	69-75
F2	Boston College •	W	86-44
F6	at Georgia Tech •	W	64-56
F9	at Clemson •	W	91-61
F12	Miami (Fla.) •	L	74-76
F16	at Virginia •	W	73-56
F19	Duke •	W	63-61
F24	North Carolina •	W	84-64
F26	at NC State •	W	65-50
M2	vs. Virginia ⁴	W	70-58
M3	vs. Wake Forest ⁴	W	73-58
M4	vs. Georgia Tech ⁴	W	68-65
M17	Navy ⁵	W	59-44
M19	Louisville ⁵	W	72-68
M25	vs. Texas A&M ⁶	W	81-74
M27	vs. Notre Dame ⁶	L	49-80

1-FIU Thanksgiving Classic at Miami, Fla.
 2-ACC/Big Ten Challenge at College Park, Md.
 3-Terrapin Classic at College Park, Md.
 4-ACC Tournament at Greensboro, N.C.
 5-NCAA First and Second Rounds

ALL-TIME RESULTS

2-Jimmy V Classic at Hartford, Conn.
 3-Terrapin Classic at College Park, Md.
 4-ACC Tournament at Greensboro, N.C.
 5-NCAA First and Second Rounds at College Park, Md.
 6-NCAA Regionals at Bridgeport, R.I.

2013-14

Record: 28-7 ACC: 12-4
H: 17-2 A: 7-3 N: 4-2

N8	at South Florida	W	78-70
N10	Loyola	W	89-53
N15	Connecticut	L	55-72
N19	George Washington	W	87-51
N23	at Towson	W	90-53
N25	Drexel	W	69-63
N29	vs. Texas Southern ¹	W	100-59
N30	vs. Ohio ¹	W	84-60
D4	Ohio State ²	W	67-55
D9	Siena	W	105-49
D14	Delaware State	W	93-44
D28	Wofford ³	W	110-53
D29	College of Charleston ³ W103-51		
J5	at North Carolina •	W	79-70
J9	Wake Forest •	W	76-49
J16	Syracuse •	W	77-62
J19	Georgia Tech •	W	92-81
J23	at Virginia •	L	72-86
J27	Notre Dame •	L	83-87
J30	at NC State •	L	63-72
F2	at Syracuse •	W	89-64
F6	Pittsburgh •	W	94-46
F9	Clemson •	W	95-43
F13	at Miami (Fla.) •	W	67-52
F17	at Duke •	L	63-84
F20	Florida State •	W	87-77
F23	at Georgia Tech •	W	79-62
F27	at Boston College •	W	92-66
M2	Virginia Tech •	W	87-48
M7	vs. North Carolina ⁴	L	70-73
M23	Army ⁵	W	90-52
M25	Texas ⁵	W	89-84
M30	vs. Tennessee ⁶	W	73-62
A1	at Louisville ⁶	W	76-73
A6	vs. Notre Dame ⁷	L	61-87

1-San Juan Shootout at San Juan, P.R.
 2-Big Ten/ACC Challenge at College Park, Md.
 3-Terrapin Classic at College Park, Md.
 4-ACC Tournament at Greensboro, N.C.
 5-NCAA First and Second Rounds at College Park, Md.
 6-NCAA Regionals at Louisville, Ky.
 7-NCAA Final Four at Nashville, Tenn.

2014-15

Record: 34-3 Big Ten: 18-0
H: 17-0 A: 11-1 N: 6-2

N14	Mount St. Mary's	W	109-45
N16	Wagner	W	97-24
N19	South Florida	W	85-67
N22	at George Washington	W75-65	
N24	Loyola	W	65-43
N28	vs. James Madison ¹	W	145
N29	vs. Washington State ¹	L	64-70
D3	at Notre Dame ²	L	72-92
D7	Towson	W	81-52
D12	American	W	94-50
D21	at Coppin State	W	110-51
D29	Ohio State •	W	87-78
J3	at Nebraska •	W	75-47
J8	Purdue •	W	88-64
J11	at Minnesota •	W	77-73
J15	at Rutgers •	W	71-59
J18	Illinois •	W	74-54
J22	Michigan State •	W	85-56
J25	at Indiana •	W	84-74
J29	at Michigan •	W	91-65
F1	Iowa •	W	93-88
F5	at Penn State •	W	77-62
F8	Nebraska •	W	59-47
F10	Rutgers •	W	80-69
F16	at Michigan State •	W	75-69
F19	at Wisconsin •	W	81-70
F23	Penn State •	W	65-34
F26	Indiana •	W	83-72
M1	at Northwestern •	W	69-48
M6	vs. Michigan State ³	W	70-60
M7	vs. Northwestern ²	W	74-63
M8	vs. Ohio State ³	W	77-74
M21	New Mexico State ⁴	W	75-57
M23	Princeton ⁴	W	85-70
M28	vs. Duke ⁵	W	65-55
M30	vs. Tennessee ⁵	W	58-48
A5	vs. Connecticut ⁶	L	58-81

1-San Juan Shootout at San Juan, P.R.
 2-ACC/Big Ten Challenge at Fort Wayne, Ind.
 3-Big Ten Tournament at Hoffman Estates, Ill.
 4-NCAA First and Second Rounds at College Park, Md.
 5-NCAA Regionals at Spokane, Wash.
 6-NCAA Final Four at Tampa, Fla.

2015-16

Record: 31-4 Big Ten: 16-2
H: 16-2 A: 9-1 N: 6-1

N14	UMass-Lowell	W	102-53
N18	High Point	W	105-50
N20	Detroit	W	97-41
N26	vs. Old Dominion ¹	W	95-49
N27	vs. South Dakota State ¹	W	62-55
N28	vs. Pittsburgh ¹	W	70-49
D2	Syracuse ²	W	82-64
D5	Central Connecticut State	W	86-43
D8	Loyola	W	97-47
D11	Southern	W	94-61
D20	at UMES	W	106-30
D28	vs. Connecticut ³	L	73-83
D31	at Illinois •	W	79-63
J2	Ohio State •	L	71-80
J7	Nebraska •	W	89-50
J10	at Iowa •	W	76-56
J14	at Michigan •	W	74-67
J17	Northwestern •	W	80-62
J20	at Wisconsin •	W	90-65
J27	at Penn State •	W	89-53
J30	Indiana •	W	86-63
F2	at Purdue •	W	87-67
F5	Michigan State •	W	85-76
F8	at Ohio State •	L	86-94
F11	Purdue •	W	73-59
F14	at Northwestern •	W	79-70
F17	Michigan •	W	76-56
F21	at Rutgers •	W	73-59
F25	Wisconsin •	W	83-77
F28	Minnesota •	W	110-77
M4	vs. Iowa ⁴	W	75-55
M5	vs. Northwestern ⁴	W	83-62
M6	vs. Michigan State ⁴	W	60-44
M19	Iona ⁵	W	74-58
M21	Washington ⁵	L	65-74

1-Paradise Jam at St. Thomas, USVI
 2-Big Ten/ACC Challenge at College Park, Md.
 3-Maggie Dixon Classic at New York, N.Y. (Madison Square Garden)
 4-Big Ten Tournament at Indianapolis, Ind.
 5-NCAA First and Second Rounds at College Park, Md.

2016-17

Record: 32-3 Big Ten: 15-1
H: 15-1 A: 11-1 N: 5-1

N13	UMass-Lowell	W	100-44
N16	Maryland Eastern Shore	W	106-61
N18	Mount St. Mary's	W	106-42
N20	at Niagara	W	96-64
N25	vs. Arizona State ¹	W	83-61
N26	vs. Washington State ¹	W79-69	
D1	at Louisville ²	W	78-72
D4	UMBC	W	92-42
D6	Towson	W	97-63
D8	Saint Peter's	W	101-49
D12	at Loyola	W	79-60
D21	at Duquesne	W	77-57
D29	Connecticut	L	81-87
J1	at Minnesota •	W	83-72
J4	at Nebraska •	W	93-49
J7	Northwestern •	W	96-65
J11	Penn State •	W	89-83
J14	at Iowa •	W	98-82
J19	Michigan •	W	83-70
J22	Rutgers •	W	80-71
J26	at Illinois •	W	94-49
J29	Iowa •	W	100-81
F2	at Purdue •	W	85-70
F5	at Indiana •	W	92-56
F9	Illinois •	W	84-59
F12	at Michigan State •	W	89-72
F15	Wisconsin •	W	89-40
F20	at Ohio State •	L	87-98
F26	Minnesota •	W	93-60
M3	vs. Minnesota ³	W	92-80
M4	vs. Michigan State ³	W	100-89
M5	vs. Purdue ³	W	74-64
M17	Bucknell ⁴	W	103-61
M19	West Virginia ⁴	W	83-56
M25	vs. Oregon ⁵	L	63-77

1-South Point Shootout at Las Vegas, Nev.
 2-ACC/Big Ten Challenge at Louisville, Ky.
 3-Big Ten Tournament at Indianapolis, Ind.
 4-NCAA First and Second Rounds at College Park, Md.
 5-NCAA Regionals at Bridgeport, Conn.

2017-18

Record: 26-8 Big Ten: 12-4
H: 12-3 A: 10-4 N: 4-1

N10	Albany	W	91-58
N13	South Carolina	L	86-94
N16	Niagara	W	92-65

N19	at Connecticut	L	72-97
N21	Howard	W	111-49
N24	vs. Kennesaw State ¹	W	89-35
N26	at Miami ¹	W	79-71
N29	at Virginia ²	W	60-59
D2	at Akron	W	75-54
D6	Mount St. Mary's	W	97-57
D8	George Washington	W	80-54
D11	Loyola	W	114-45
D20	at Coppin State	W	113-49
D28	Illinois •	W	100-65
D31	at Penn State •	W	69-65
J4	Iowa •	W	80-64
J7	at Wisconsin •	W	71-44
J11	Michigan State •	L	68-82
J16	Indiana •	W	74-70
J22	Ohio State •	W	99-69
J25	at Northwestern •	W	68-65
F1	Rutgers •	W	88-60
F4	at Nebraska •	W	64-57
F8	at Michigan State •	W	76-68
F11	at Rutgers •	W	72-54
F15	Purdue •	L	65-75
F18	at Minnesota •	L	74-93
F22	at Michigan •	L	65-71
F25	Nebraska •	W	77-75
M2	vs. Indiana ³	W	67-54
M3	vs. Nebraska ³	W	66-53
M4	vs. Ohio State ³	L	69-79
M16	vs. Princeton ⁴	W	77-57
M18	at NC State ⁴	L	60-74

1-Miami Thanksgiving Tournament at Miami, Fla.
 2-Big Ten/ACC Challenge at Charlottesville, Va.
 3-Big Ten Tournament at Indianapolis, Ind.
 4-NCAA First and Second Rounds at Raleigh, N.C.

2018-19

Record: 29-5 Big Ten: 15-3
H: 15-2 A: 10-2 N: 4-1

N9	Coppin State	W	93-36
N11	Dayton	W	82-71
N14	at George Washington	W69-30	
N18	at South Carolina	W	85-61
N23	vs. Morgan State ¹	W	68-44
N24	vs. Georgia ¹	W	58-51
N29	Georgia Tech ²	W	67-54
D2	UMBC	W	92-61
D8	James Madison	W	87-63
D10	Loyola	W	83-48
D20	at Delaware	W	77-53
D28	at Penn State •	W	77-61
D31	Rutgers •	L	65-73
J5	Ohio State •	W	75-69
J8	at Nebraska •	W	81-63
J12	Michigan •	W	83-69
J17	at Michigan State •	L	60-77
J20	Penn State •	W	79-67
J24	at Ohio State •	W	70-57
J27	at Indiana •	W	76-56
J31	Wisconsin •	W	75-57
F4	at Illinois •	W	80-66
F7	Northwestern •	W	72-57
F10	at Rutgers •	W	62-48
F14	Nebraska •	W	89-63
F17	at Iowa •	L	73-86
F21	Minnesota •	W	71-69
F25	at Purdue •	W	58-55
M2	Illinois •	W	71-62
M8	vs. Michigan State ³	W	71-55
M9	vs. Michigan ³	W	73-72
M10	vs. Iowa ³	L	76-90
M23	Radford ⁴	W	73-51
M25	UCLA ⁴	L	80-85

1-Puerto Rico Clasico at San Juan, P.R.
 2-ACC/Big Ten Challenge at College Park, Md.
 3-Big Ten Tournament at Indianapolis, Ind.
 4-NCAA First and Second Rounds at College Park, Md.

2019-20

Record: 28-4 Big Ten: 16-2
H: 14-1 A: 9-3 N: 5-0

N5	Wagner	W	119-56
N10	South Carolina	L	54-63
N13	at James Madison	W	70-68
N17	Delaware	W	99-55
N20	George Washington	W	88-54
N24	Quinnipiac	W	107-52
N29	vs. Clemson ¹	W	63-44
N30	vs. Belmont ¹	W	90-26
D6	at NC State ²	L	59-66
D8	Loyola	W	105-45
D18	at Georgia State	W	114-41
D28	Michigan •	W	70-55
D31	at Northwestern •	L	58-81
J6	Ohio State •	W	72-62
J9	at Iowa •	L	61-66
J12	at Michigan •	W	77-49
J16	Nebraska •	W	87-69

J20	Indiana •	W	76-62
J24	at Illinois •	W	79-60
J26	Northwestern •	W	70-61
J30	at Ohio State •	W	85-65
F3	Michigan State •	W	94-53
F6	at Indiana •	W	79-69
F9	Rutgers •	W	79-50
F13	Iowa •	W	93-59
F16	at Penn State •	W	106-69
F19	at Wisconsin •	W	85-56
F25	Purdue •	W	74-62
M1	at Minnesota •	W	99-44
M6	vs. Purdue ³	W	74-62
M7	vs. Indiana ³	W	66-51
M8	vs. Ohio State ³	W	82-65

1-Daytona Beach Invitational at Daytona Beach, Fla.
 2-Big Ten/ACC Challenge at Raleigh, N.C.
 3-Big Ten Tournament at Indianapolis, Ind.
 2020 season ended after Big Ten Tournament due to NCAA Tournament cancellation for coronavirus pandemic.

2020-21

Record: 26-3 Big Ten: 17-1
H: 10-0 A: 9-1 N: 7-2

N27	vs. Davidson ¹	W	94-72
N28	vs. Missouri State ¹	L	72-81
N29	vs. Arkansas ¹	W	115-96
D3	Towson	W	112-78
D5	Coppin State	Canceled	
D8	Mount St. Mary's	Canceled	
D14	at Rutgers •	W	91-87
D19	James Madison	W	101-59
D23	Ohio State •	Canceled	
D31	at Penn State •	W	96-82
J4	Indiana •	W	84-80
J7	at Michigan State •	W	93-87
J10	Purdue •	W	83-46
J14	at Minnesota •	W	90-73
J17	at Wisconsin •	W	79-70
J25	at Ohio State •	L	86-88
J28	Michigan State •	W	92-52
J28	Rutgers •	Canceled	
F4	Wisconsin •	W	84-48
F14	at Nebraska •	W	95-73
F17	Illinois •	W	103-58
F20	Minnesota •	W	94-62
F23	Iowa •	W	111-93
F25	at Purdue •	W	88-59
F28	at Northwestern •	W	62-50
M4	at Michigan •	W	88-63
M6	Penn State •	W	88-61
M11	vs. Nebraska ²	W	83-73
M12	vs. Northwestern ²	W	85-52
M13	vs. Iowa ²	W	104-84
M22	vs. Mount St. Mary's ³	W	98-45
M24	vs. Alabama ³	W	100-64
M28	vs. Texas ³		

ALL-TIME RESULTS

M4	vs. Indiana ³	L	51-62
M18	Delaware ⁴	W	102-71
M20	FGCU ⁴	W	89-65
M25	vs. Stanford ⁵	L	66-72

1-Baha Mar Hoops Pink Flamingo Championship at Nassau, Bahamas
2-Big Ten/ACC Challenge at College Park, Md.
3-Big Ten Tournament at Indianapolis, Ind.
4-NCAA First Round and Second Rounds at College Park, Md.
5 - NCAA Regionals at Spokane, Wash.

2022-23

Record: 28-7 Big Ten: 15-3

H: 13-2 A: 11-2 N: 4-3

N7	at George Mason	W	88-51
N11	South Carolina	L	81-56
N13	Fordham	W	83-76
N16	Davidson	W	70-52
N20	at Baylor	W	73-68
N25	vs. DePaul ¹	L	76-67
N26	vs. Towson ¹	W	81-70
N27	vs. Pittsburgh ¹	W	87-63
D1	at Notre Dame ²	W	74-72
D4	Nebraska •	L	90-67
D8	at Purdue •	W	77-74
D11	Connecticut	W	85-78
D21	at Purdue Fort Wayne	W	88-51
D30	Minnesota •	W	107-85
J2	at Rutgers •	W	78-67
J7	Michigan State •	W	94-85
J12	at Indiana •	L	68-61
J15	Rutgers •	W	80-56
J19	at Wisconsin •	W	77-64
J22	at Nebraska •	W	69-54
J26	Michigan •	W	72-64
J30	Penn State •	W	87-66
F2	at Iowa •	L	96-82
F5	Ohio State •	W	90-54
F9	at Northwestern •	W	79-54
F12	Illinois •	W	82-71
F18	at Michigan State •	W	66-61
F21	Iowa •	W	96-68
F24	at Ohio State •	W	76-74
M3	vs. Illinois ³	W	73-58
M4	vs. Iowa ³	L	89-84
M17	Holy Cross ⁴	W	93-61
M19	Arizona ⁴	W	77-64
M25	vs. Notre Dame ⁵	W	76-59
M27	vs. South Carolina ⁵	L	86-75

1-Fort Myers Tip-off at Fort Myers, Fla.

2-ACC/Big Ten Challenge at South Bend, Ind.

3-Big Ten Tournament at Minneapolis, Minn.

4-NCAA First Round and Second Rounds at College Park, Md.

5 - NCAA Regionals at Greenville, S.C.

2023-24

Record: 19-14 Big Ten: 9-9

H: 12-3 A: 3-8 N: 4-3

N6	Harvard	W	98-75
N12	at South Carolina	L	114-76
N16	at Connecticut	L	80-48
N19	Syracuse	W	83-81
N23	vs. Washington State ¹	L	87-67
N24	vs. Green Bay ¹	W	68-59
N25	vs. Massachusetts ¹	W	92-63
N29	Niagara	W	114-44
D3	George Mason	W	86-77
D10	Northwestern •	W	71-58
D12	Towson	W	99-51
D20	James Madison	W	78-55
D31	at Nebraska •	L	87-81
J3	at Minnesota •	W	72-64
J6	Purdue •	Postponed	
J9	at Michigan State •	L	74-69
J14	Purdue •	W	88-66
J17	Ohio State •	L	84-76
J20	Illinois •	W	90-82
J24	at Michigan •	L	74-72OT
J28	at Penn State •	L	112-76
J31	Indiana •	L	87-73
F3	Iowa •	L	93-85
F6	at Rutgers •	W	67-59
F11	at Illinois •	W	69-53
F18	Penn State •	W	77-62
F21	Rutgers •	W	81-62
F25	at Ohio State •	L	79-66
F29	Wisconsin •	W	79-63
M3	at Indiana •	L	71-54
M7	vs. Illinois ²	W	75-65
M8	vs. Ohio State ²	W	82-61
M9	vs. Nebraska ²	L	78-68
M22	vs. Iowa State ³	L	93-86

1-Cancun Challenge at Cancun, Mexico

2-Big Ten Tournament at Minneapolis, Minn.

3-NCAA First Round and Second Rounds at Stanford, Calif.

2024-25

Record: 25-8 Big Ten: 13-5

H: 13-4 A: 10-1 N: 2-3

N4	at UMBC	W	74-32
N7	Coppin State	W	70-47
N10	Duke	W	85-80
N13	at Syracuse	W	84-73
N17	Towson	W	98-63
N24	Saint Francis	W	107-35
N30	vs. George Mason ¹	W	66-56
D1	vs. Toledo ¹	W	92-70
D3	Mount St. Mary's	W	87-52
D7	at Purdue •	W	78-69
D19	William & Mary	W	107-57
D29	Michigan State •	W	72-66
J2	Rutgers •	W	78-61
J5	at Iowa •	W	74-66
J8	USC •	L	74-79
J11	at Wisconsin •	W	83-68
J14	Minnesota •	W	99-92
J20	vs. Texas ²	L	51-89
J23	at Ohio State •	L	66-74
J26	UCLA •	L	67-82
J29	at Penn State •	W	82-73
F2	Illinois •	L	65-66
F6	at Oregon •	W	79-61
F9	at Washington •	W	81-73
F13	Nebraska •	L	71-91
F17	Michigan •	W	85-77
F20	Northwestern •	W	85-79
F27	at Indiana •	W	74-60
M2	Ohio State •	W	93-90OT
M7	vs. Michigan ³	L	71-98
M22	Norfolk State ⁴	W	82-69
M24	Alabama ⁴	W	111-108

2OT

M28 vs. South Carolina⁵ L 67-71

1-Navy Classic at Annapolis, Md.

2-Coretta Scott King Classic at Newark, N.J.

3-Big Ten Tournament at Indianapolis, Ind.

4-NCAA First Round and Second Rounds at College Park, Md.

5-NCAA Regionals at Birmingham, Ala.

SERIES RECORDS

Akron

Maryland leads, 1-0
(0-0, 1-0, 0-0)

12/02/17	A	W	75-54
----------	---	---	-------

Alabama

Maryland leads, 2-1
(1-0, 0-0, 1-1)

12/22/01	N1	L	56-71
3/24/21	N2	W	100-64
3/24/25	N3	W	111-108 2OT

1-Torneo de Basquetbol at Cancun, Mexico;
2-NCAA Second Round at San Antonio, Texas (Bill Greehey Arena); 3-NCAA First and Second Rounds at College Park, Md.

Albany

Maryland leads, 1-0
(1-0, 0-0, 0-0)

11/10/17	H	W	91-58
----------	---	---	-------

American

Maryland leads, 14-1
(11-0, 3-1, 0-0)

12/4/82	H	W	95-47
12/6/83	H	W	100-49
11/20/84	H	W	66-43
11/26/85	A	W	64-60
12/30/86	A	L	53-57
12/5/87	H	W	99-43
11/30/88	A	W	83-38
12/9/89	H	W	90-43
12/4/92	H	W	93-54
11/27/93	H	W	82-49
12/20/09	A	W	75-64
11/21/10	H	W	78-52
12/4/11	A	W	76-42
11/21/12	H	W	94-54
12/12/14	H	W	94-50

Appalachian State

Maryland leads, 4-0
(3-0, 1-0, 0-0)

3/14/90	H	W	100-71
11/19/04	A	W	94-74
12/1/05	H	W	118-59
12/5/10	H	W	81-65

Arizona

Maryland leads, 4-0
(3-0, 1-0, 0-0)

1/29/05	A	W	84-77 OT
12/11/05	H	W	92-67
11/18/06	H1	W	75-61
3/19/23	N2	W	77-64

1-BTI Classic at College Park, Md.; 2-NCAA First and Second Rounds at College Park, Md.

Arizona State

Maryland leads, 1-0
(0-0, 0-0, 1-0)

11/25/16	N1	W	83-42
----------	----	---	-------

1-South Point Shootout at Las Vegas, Nev.

Arkansas

Maryland leads, 2-1
(0-0, 0-0, 2-1)

11/26/88	N1	W	110-84
12/29/90	N2	L	68-79
11/29/20	N3	W	115-96

1-Auburn Dial Classic at Auburn, Ala.; 2-Bell Atlantic Holiday Tournament at Rutgers, N.J.; 3-#BeachBubble at Estero, Fla.

Army

Maryland leads, 1-0
(1-0, 0-0, 0-0)

3/23/14	H1	W	90-52
---------	----	---	-------

1-NCAA First and Second Rounds at College Park, Md.

Auburn

Maryland trails, 0-4
(0-0, 0-1, 0-3)

12/30/87	N1	L	57-76
3/26/88	N2	L	74-104
11/27/88	A3	L	63-75
12/30/91	N4	L	60-69

1-Burger King Classic at Miami (Fla.); 2-NCAA Regionals at Athens, Ga.; 3-Auburn Dial Classic at Auburn, Ala.; 4-Hilton Head Shootout at Hilton Head, S.C.

Baylor

Maryland leads, 3-0
(1-0, 1-0, 1-0)

3/25/06	N1	W	82-63
11/21/21	H	W	79-76
11/20/22	A	W	73-68

1-NCAA Regionals at Albuquerque, N.M.

Boston University

Maryland leads, 1-0
(0-0, 0-0, 1-0)

1/14/83	N1	W	80-52
---------	----	---	-------

1-Syracuse Classic at Syracuse, N.Y.

Boston College

Maryland leads, 15-2
(7-1, 7-1, 1-0)

1/5/06	A	W	67-64 OT
2/16/06	H	W	86-59
2/4/07	H	W	71-39
2/25/07	A	W	76-60
1/10/08	A	W	88-61
2/14/08	H	W	78-51
3/7/08	N1	W	93-81
2/9/09	A	W	85-81
2/27/09	H	W	86-74
1/14/10	H	W	72-85
2/25/10	A	L	70-83
1/13/11	H	L	69-78
2/27/11	A	W	78-69
2/2/12	H	W	86-44
2/3/13	H	W	85-82
2/2/13	A	W	86-61
2/27/14	A	W	92-66

1-ACC Tournament at Greensboro, N.C.

Bowie State

Maryland leads, 2-0
(0-0, 0-0, 2-0)

3/3/74	N1	W	72-29
2/28/75	N2	W	95-36

1-State Tournament at Frostburg State;
2-State Tournament at UMBC

Bowling Green

Maryland leads, 1-0
(1-0, 0-0, 0-0)

12-30-87	H1	W	88-61
----------	----	---	-------

1-NCAA Second Round at College Park, Md.

Bridgewater

Maryland leads, 5-0
(2-0, 3-0, 0-0)

2/27/72	A	W	51-43
2/24/73	H	W	54-42
2/16/74	A	W	55-47
1/22/75	H	W	84-68
2/13/76	A	W	74-41

Brown

Maryland leads, 2-0
(1-0, 0-0, 1-0)

12/29/99	N1	W	98-47
12/28/12	H1	W	76-36

1-Gatorade Hurricane Holiday Classic at Miami, Fla.; 2-Terrapin Classic at College Park, Md.

Bucknell

Maryland leads, 2-0
(2-0, 0-0, 0-0)

11/29/85	H1	W	95-52
3/17/17	H2	W	103-61

1-Maryland Invitational at College Park, Md.; 2-NCAA First and Second Rounds at College Park, Md.

Butler

Maryland leads, 1-0
(1-0, 0-0, 0-0)

12/29/94	H1	W	68-64
----------	----	---	-------

1-Dial Soap Classic at College Park, Md.

California

Maryland leads, 1-0
(0-0, 0-0, 1-0)

12/29/84	N1	W	54-51
----------	----	---	-------

1-USC Tournament at Los Angeles, Calif.

UCLA

Maryland leads, 5-4
(2-2, 2-1, 1-1)

1/4/78	H	W	92-88
3/25/78	N1	L	74-90
12/29/78	N2	W	71-56
12/29/81	A	W	81-74
12/30/85	A	L	70-82
11/25/07	A	W	79-75
11/23/08	H	W	88-65
3/25/19	H3	L	80-85
1/26/25	H	L	67-82

1-AIAW Final Four at Los Angeles, Calif.;
2-Orange Bowl Classic at Miami, Fla.;
3-NCAA First and Second Rounds at College Park, Md.

BIG SERIES PROFILE

Terps at Home: 2-2
Terps at Cole Field House: 1-0
Terps at XFINITY Center: 1-2
Terps on the Road: 2-1
Terps at Neutral Sites: 1-1
Terps under Frese: 2-2
Frese vs. UCLA: 2-2
Last 10 Games: 5-4
Current Streak: UCLA won 2
Longest MD Win Streak: 2
Longest UCLA Win Streak: 2
Largest Win Margin: 34 (93-59 on 2/13/20)
Largest Loss Margin: 16 (90-74 on 3/25/78)
Most MD Points Scored: 92 (92-88 on 1/4/78)
Most UCLA Points Scored: 90 (90-74 on 3/25/78)
Fewest MD Points Scored: 67 (82-67 on 1/26/25)
Fewest UCLA Points Scored: 56 (71-56 on 12/29/78)

UC Santa Barbara

Series tied, 2-1
(1-0, 1-0, 0-1)

11/24/95	N1	L	52-68
12/2/06	H	W	105-44
11/23/07	A	W	75-71

1-Prairie Lights Hawkeye Classic at Ames, Iowa

Catonville CC

Maryland leads, 3-0
(1-0, 1-0, 1-0)

2/9/72	H	W	49-34
3/4/72	N1	W	59-28
2/5/73	A	W	58-50

1-State Tournament at Frederick CC

Central Connecticut State

Maryland leads, 2-0
(2-0, 0-0, 0-0)

12/29/05	H1	W	94-57
12/5/15	H	W	86-43

1-Terrapin Classic at College Park, Md.

Central Michigan

Maryland leads, 1-0
(1-0, 0-0, 0-0)

3/19/83	H1	W	94-71
---------	----	---	-------

1-NCAA Second Round at College Park, Md.

Cheyney State

Maryland trails, 5-7
(3-2, 0-3, 2-2)

3/10/77	N1	W	63-54
3/9/79	N2	W	60-57
1/30/80	H	W	66-62
3/7/80	H3	W	59-58
2/28/81	A	L	69-71
3/15/81	N4	L	57-60
2/10/82	H	L	51-67
3/26/82	N5	L	66-76
2/27/83	A	L	59-70
2/25/84	H	L	76-83
3/12/84	A6	L	64-92
1/18/86	H	W	83-59

1-EAIAW Regional Tournament at Philadelphia, Pa.; 2-EAIAW Regional Tournament at Towson, Md.; 3-EAIAW Regional Tournament at College Park, Md.; 4-EAIAW Regional Tournament at Philadelphia, Pa.; 5-NCAA Final Four at Norfolk, Va.; 6-NCAA First Round at

Cheyney, Pa.

Clemson

Maryland leads, 43-24
(24-8, 15-14, 4-2)

1/19/78	H	W	91-86
2/10/78	N1	W	98-76
1/13/79	A	W	84-71
1/16/80	H	W	85-69
2/9/80	H2	W	92-61
12/13/80	A	L	61-64
1/12/82	A	W	95-76
2/28/82	N3	W	93-81
12/11/82	A	W	79-71
2/16/83	H	W	85-67
1/14/84	A	L	63-70
2/22/84	H	W	80-74
1/12/85	A	L	61-66
2/23/85	H	L	83-87
1/15/86	A	W	77-73
2/10/86	H	W	62-59
1/12/87	H	W	92-69
2/7/87	A	L	80-82
1/14/88	A	W	79-78
2/8/88	H	W	84-67
1/16/89	A	L	67-69
2/20/89	H	W	88-63
1/16/90	A	L	60-72
2/2/90	H	L	65-77
1/11/91	A	W	71-68
12/4/91	H	L	63-74
1/20/92	H	W	63-59
2/15/92	A	L	55-72
1/16/93	A	W	64-60
2/18/93	H	W	81-73
1/8/94	A	L	52-54
3/4/94	H	W	84-46
1/11/95	H	L	57-66
2/11/95	A	L	56-74
2/7/96	A	L	53-70
2/10/96	H	W	74-72
12/7/96	H	W	72-53
2/22/97	A	W	70-64
1/11/98	A	L	51-73
2/12/98	H	L	70-74 OT
2/28/98	N4	L	44-63
12/5/98	A	L	48-89
1/28/99	H	L	45-55
1/6/00	A	W	74-58
2/6/00	H	L	57-59
12/01/01	H	W	85-73 OT
2/1/01	A	W	68-62
12/5/01	H	W	70-59
1/21/02	A	L	47-67
1/9/03	H	L	59-70
2/9/03	A	L	67-85
3/7/03	N5	L	61-63
1/29/04	H	W	68-55
2/29/04	A	W	80-69
2/6/05	A	W	87-82
3/4/05	N5	W	66-55
2/23/06	H	W	89-63
1/25/07	A	W	76-62
1/6/08	H	W	110-46
1/15/09	A	W	65-56
2/14/10	H	W	71-51
1/16/11	A	W	80-59
2/9/12	A	W	91-61
1/27/13	A	W	80-40
2/14/13	H	W	75-45
2/9/14	H	W	95-43
11/29/19	N6	W	63-44

1-ACC Tournament at Charlottesville, Va.;
2-ACC Tournament at College Park, Md.;
3-ACC Tournament at Raleigh, N.C.; 4-ACC Tournament at Charlotte, N.C.; 5-ACC Tournament at Greensboro, N.C.; 6-Daytona Beach Invitational in Daytona Beach, Fla.

Coppin State

Maryland leads, 17-0
(14-0, 3-0, 0-0)

1/1/91	H	W	78-57
12/8/91	H	W	99-45
12/7/94	H	W	74-56
12/28/98	H1	W	82-63
11/27/99	H1	W	82-65
12/12/00	H	W	73-42
11/16/01	H	W	84-56
12/15/02	H	W	66-43
11/21/03	H	W	7

SERIES RECORDS

1/2/02	A	L	74-90
2/2/02	H	L	55-66
1/23/03	A	L	52-101
2/24/03	H	L	55-97
1/22/04	A	L	48-78
2/22/04	H	L	59-72
3/7/04	N6	L	63-70
1/27/05	A	L	57-60
2/13/05	H	L	49-60
3/6/05	N6	L	44-74
1/8/06	H	L	68-86
2/13/06	A	L	80-90
3/4/06	N6	W	78-70
4/4/06	N7	W	78-75 OT
1/13/07	A	L	62-81
2/18/07	H	L	57-69
1/14/08	H	W	76-69
2/17/08	A	W	76-69
3/8/08	N6	L	63-74
1/12/09	A	L	65-68
2/22/09	H	W	77-59
3/8/09	N6	W	92-89
1/24/10	H	L	57-58
2/24/10	A	L	59-71
3/5/10	N6	L	64-66
1/6/11	A	L	64-71
2/17/11	H	W	69-47
1/22/12	A	L	72-80
2/19/12	H	W	63-61
2/11/13	A	L	56-71
2/24/13	H	L	59-75
2/17/14	A	L	63-84
3/28/15	N8	W	65-55
11/10/24	H	W	85-80

1-ACC Tournament at Charlottesville, Va.; 2-ACC Tournament at Clemson, S.C.; 3-ACC Tournament at Fayetteville, N.C.; 4-ACC Tournament at Rock Hill, S.C.; 5-ACC Tournament at Charlotte, N.C.; 6-ACC Tournament at Greensboro, N.C.; 7-NCAA Championship Game at Boston, Mass.; 8-NCAA Regionals at Spokane, Wash.

Duquesne
Maryland leads, 1-0
(0-0, 1-0, 0-0)

12/21/16	A	W	77-57
----------	---	---	-------

East Carolina
Maryland leads, 2-0
(1-0, 1-0, 0-0)

3/21/10	H1	W	87-52
11/26/10	A2	W	76-60

1-WNIT at College Park, Md.; 3-East Carolina Thanksgiving Tournament at Greenville, N.C.

East Stroudsburg State
Maryland leads, 0-2
(0-0, 0-0, 0-2)

3/8/74	N1	L	57-59
3/7/75	N2	L	59-60

1-Regional Tournament at Rutgers, N.J.; 2-Regional Tournament at Glassboro State, N.J.

Eastern Michigan
Maryland leads, 1-0
(0-0, 0-0, 1-0)

12/21/01	N1	W	80-59
----------	----	---	-------

1-Torneo Cancun de Basquetbol at Cancun, Mexico

Edinboro State
Maryland leads, 4-0
(3-0, 1-0, 0-0)

1/25/77	H	W	75-74
2/18/78	A	W	93-68
1/10/79	H	W	85-67
12/15/79	H	W	104-70

Fairleigh Dickinson
Maryland leads, 1-0
(1-0, 0-0, 0-0)

11/30/99	H	W	95-60
----------	---	---	-------

Federal City
Maryland leads, 3-2
(2-1, 0-0, 1-1)

2/24/72	H	W	70-59
2/27/73	N1	W	50-49 OT
2/19/74	H	L	44-59
2/25/75	N2	L	60-72
2/17/76	H	W	71-51

1-at Gallaudet; 2-at McKinley High School

Florida
Maryland trails, 0-1
(0-0, 0-1, 0-0)

3/21/00	A1	L	75-77
---------	----	---	-------

1-WNIT at Gainesville, Fla.

Florida Gulf Coast
Maryland leads, 1-0
(1-0, 0-0, 0-0)

3/20/22	H1	W	89-85
---------	----	---	-------

1-NCAA First and Second Rounds at College Park, Md.

Florida International
Maryland leads, 1-0
(0-0, 1-0, 0-0)

1/12/09	A1	W	84-52
---------	----	---	-------

1-FIU Thanksgiving Classic at Miami, Fla.

Florida State
Maryland leads, 26-15
(16-4, 8-10, 2-1)

1/8/92	A	W	79-64
2/5/92	H	W	101-70
1/12/93	A	L	61-68
1/25/93	H	W	74-61
3/6/93	H1	W	91-68
1/5/94	A	W	69-54
1/28/94	H	W	81-39
1/14/95	A	W	70-56
2/16/95	H	L	59-66
3/2/95	N2	W	72-56
1/14/96	A	W	72-49
2/18/96	H	W	75-63
1/15/97	A	W	65-58
1/30/97	H	W	79-59
1/23/98	A	L	50-53
2/22/98	H	W	77-49
1/17/99	H	W	94-76
2/18/99	A	L	63-69
1/12/00	H	W	68-67
2/13/00	A	L	52-66
3/3/00	N3	L	60-85
1/10/01	A	L	38-69
2/11/01	H	L	65-77
1/6/02	H	W	62-50
2/7/02	A	L	55-60
1/16/03	H	L	61-76
2/16/03	A	W	66-61
1/12/04	A	L	77-82
2/12/04	H	W	76-67
3/6/04	N3	W	62-47
1/16/05	A	L	91-95 OT
1/16/06	H	W	75-57
2/15/07	A	W	74-60
2/24/08	H	W	92-84 OT
2/2/09	A	W	72-71
2/28/10	H	L	61-94
2/20/11	A	L	66-72
1/2/12	A	W	91-70
1/6/13	H	W	71-64
2/28/13	A	L	71-72
2/20/14	H	W	87-77

1-ACC Tournament at College Park, Md.; 2-ACC Tournament at Rock Hill, S.C.; 3-ACC Tournament at Greensboro, N.C.

Fordham
Maryland leads, 1-0
(1-0, 0-0, 0-0)

11/13/22	H	W	83-76
----------	---	---	-------

Frostburg State
Maryland leads, 7-1
(3-0, 2-0, 2-0)

2/18/72	H	W	54-32
2/16/73	A	W	59-29
3/1/73	N1	W	42-39
2/1/74	H	W	67-39
1/31/75	A	W	102-31
1/30/76	H	W	102-46
3/6/76	N2	W	69-50

1-at Gallaudet; 2-Slate Tournament at UMBC

Furman
Maryland trails, 1-0
(1-0, 0-0, 0-0)

12/30/05	H1	W	92-58
----------	----	---	-------

1-Terrapin Classic at College Park, Md.

Gallaudet
Maryland leads, 1-0
(0-0, 1-0, 0-0)

3/7/72	A	W	56-27
--------	---	---	-------

Gardner-Webb
Maryland leads, 1-0
(0-0, 0-0, 1-0)

11/24/06	N1	W	83-41
----------	----	---	-------

1-Junkano Jam at Grand Bahama Island, Bahamas

George Mason
Maryland leads, 9-0
(4-0, 4-0, 1-0)

11/29/89	H	W	75-63
11/24/90	A	W	94-61
12/22/05	A	W	70-33
11/25/11	A1	W	84-52
11/12/06	H	W	99-43
12/11/11	A	W	78-50
12/8/12	H	W	90-40
11/7/22	A	W	88-51
12/3/23	H	W	86-77
11/30/25	N1	W	66-56

1-Navy Classic at Annapolis, Md.

George Washington
Maryland leads, 8-1
(6-0, 2-1, 0-0)

11/17/81	H	W	96-55
11/28/87	H	W	81-60
11/12/94	A	L	67-77
11/19/06	H1	W	73-48
11/19/13	H	W	87-51
11/22/14	A	W	75-65
12/8/17	H	W	80-54
11/14/18	A	W	69-30
11/20/19	H	W	88-54

1-BTI Classic at College Park, Md.

Georgetown
Maryland leads, 9-2
(6-1, 2-1, 1-0)

12/6/80	H	W	75-54
12/5/81	A	W	93-68
12/8/83	H	W	78-51
1/19/84	A	W	71-61
12/5/84	H	W	63-40
12/11/85	H	W	67-47
3/16/00	H1	W	63-46
12/30/03	N2	W	66-63 OT
11/16/10	A	L	45-53
3/6/04	N3	W	57-79
11/21/11	H3	L	62-47
11/13/11	H	W	72-53

1-WNIT at College Park, Md.; 2-Surf-N-Slam Tournament at San Diego, Calif.; 3-NCAA First and Second Rounds at College Park, Md.

Georgia
Series tied, 2-2
(1-0, 0-1, 1-1)

12/7/86	A	L	49-65
12/15/87	H	W	66-48
12/18/90	N1	L	73-91
11/24/18	N2	W	58-51

1-Bell Atlantic Holiday Tournament at Rutgers, N.J.; 2-Puerto Rico Clasico at San Juan, P.R.

Georgia State
Maryland leads, 1-0
(0-0, 1-0, 0-0)

12/18/19	A	W	114-41
----------	---	---	--------

Georgia Tech
Maryland leads, 50-18
(27-4, 18-12, 5-2)

11/27/79	H	W	94-78
11/18/80	A	W	82-64
2/17/82	H	W	77-64
12/15/82	H	W	88-54
1/10/83	A	W	69-57
12/14/83	H	W	80-59
1/15/84	A	W	76-48
12/12/84	H	W	68-52
1/14/85	A	W	69-67
12/21/85	H	W	80-65
1/13/86	A	L	66-73
1/6/87	A	L	80-81
2/16/87	H	W	93-76
1/3/88	H	W	83-80
2/16/88	A	W	92-70

3/5/88	N1	W	102-74
1/4/89	A	W	85-60
2/6/89	H	W	106-74
1/18/90	A	L	68-70
1/30/90	H	W	83-52
1/13/91	A	W	68-66
2/4/91	H	W	93-79
3/2/91	N1	W	91-73
1/27/92	H	W	75-54
2/17/92	A	W	71-63
3/7/92	N2	L	67-68
1/14/93	A	W	77-66
2/7/93	H	W	75-70
1/2/94	H	W	69-62
1/30/94	A	W	67-46
1/5/95	A	L	59-82
2/5/95	H	L	59-67
1/4/96	H	W	61-60
2/3/96	A	L	30-59
1/27/97	A	L	40-44
2/19/97	H	W	73-68
12/11/11	A	W	92-46
11/22/97	H	W	74-42
1/26/98	A	W	68-57
1/21/99	A	L	56-72
2/21/99	H	W	92-79
1/23/00	H	L	67-73
2/27/00	A	L	49-60
1/21/01	A	W	66-62
2/22/01	H	L	62-66
1/14/02	A	L	58-61
2/14/02	H	W	81-70 OT
1/5/03	H	W	71-63
2/7/03	A	L	51-59
1/15/04	H	W	91-87
2/15/04	A	L	57-58
1/13/05	A	W	72-65
2/3/05	H	W	84-67
1/26/06	H	W	79-71
3/3/06	N3	W	71-66
2/1/07	A	L	72-77
3/2/07	N3	W	75-59
1/20/08	H	W	99-95 OT
2/19/09	A	W	87-79
2/5/10	H	L	60-61
2/3/11	A	W	56-53
3/4/11	N3	L	64-70
1/6/12	H	W	77-74
2/6/12	A	W	64-56
3/4/12	N3	W	68-65
1/20/13	A	W	66-57
1/19/14	H	W	92-81
2/23/14	A	W	79-62
11/29/18	H3	W	67-54

1-ACC Tournament at Fayetteville, N.C.; 2-ACC Tournament at Rock Hill, S.C.; 3-ACC/Big Ten Challenge at College Park, Md.

Gonzaga
Maryland trails, 1-0
(0-0, 0-0, 1-0)

11/24/05	N1	W	88-50
----------	----	---	-------

1-Paradise Jam at St. Thomas, V.I.

Hampton
Series tied, 1-1
(1-1, 0-0, 0-0)

12/4/97	H	W	65-57
11/24/98	H	L	57-76

Hartford
Maryland leads, 2-0
(2-0, 0-0, 0-0)

12/13/97	H1	W	70-50
12/29/12	H2	W	72-40

1-Dial Soap Classic at College Park, Md.; 2-Terrapin Classic at College Park, Md.

Harvard
Maryland leads, 3-0
(1-0, 0-0, 2-0)

11/29/97	N1	W	81-61
3/18/07	N2	W	89-65
1/16/23	H	W	98-75

1-ECAC Holiday Festival at Worcester, Mass.; 2-NCAA First and Second Rounds at Hartford, Conn.

High Point
Maryland leads, 1-0
(1-0, 0-0, 0-0)

11/18/15	H	W	105-50
----------	---	---	--------

Holy Cross
Maryland leads, 2-1
(1-0, 1-1, 0-0)

3/13/91	A1	L	74-81
11/30/97	A2	W	82-74
3/17/23	H3	W	93-61

1-NCAA First Round at Worcester, Mass.; 2-ECAC Holiday Festival at Worcester, Mass.; 3-NCAA First Round at College Park, Md.

Howard
Maryland leads, 27-1
(15-0, 10-1, 1-0)

12/11/76	H	W	77-47
12/7/77	A	W	105-49
12/1/78	H	W	95-62
12/1/79	H	W	90-65
12/3/80	A	W	87-55
12/9/81	H	W	82-55
12/1/82	A	W	115-62
11/30/83	H	W	92-46
11/27/84	A	W	94-65
12/4/85	H	W	73-63
12/2/86	A	W	86-63
12/9/87	H	W	92-73
12/13/88	A	W	93-69
12/12/89	H	W	87-52
12/12/90	A	W	90-70
11/23/91	H	W	101-43
11/29/92	H1	W	101-46
11/29/93	H	W	103-43
11/30/94	A	W	67-56
12/5/95	H	W	91-48
12/1/96	N2	W	71-49
12/4/96	A	W	

SERIES RECORDS

1-Big Ten Tournament at Indianapolis, Ind.; 2-Big Ten Tournament at Minneapolis, Minn.

B1G SERIES PROFILE

Terps at Home: 6-2
Terps at Cole Field House: 0-1
Terps at XFINITY Center: 6-01
Terps on the Road: 4-3
Terps at Neutral Sites: 2-2
Terps under Freese: 12-6
Frese vs. UI: 13-6
Last 10 Games: 6-4
Current Streak: Maryland won 1
Longest MD Win Streak: 6
Longest UI Win Streak: 3
Largest Win Margin: 34 (93-59 on 2/13/20)
Largest Loss Margin: 14 (twice)
Most MD Points Scored: 111 (111-93 on 2/23/21)
Most UI Points Scored: 100 (3/10/19)
Fewest MD Points Scored: 50 (53-50 on 12/6/92)
Fewest UI Points Scored: 53 (53-50 on 12/6/92)

Iowa State

Iowa State leads, 1-0
(0-0, 0-0, 0-1)
3/22/24 N1 L 86-93
1-NCAA First and Second Rounds at Stanford, Calif.

James Madison

Maryland leads, 13-1
(8-0, 5-1, 0-0)
2/15/74 A L 52-66
2/13/75 H W 83-63
2/14/76 A W 65-54
12/1/76 H W 68-54
11/30/77 A W 78-39
11/29/78 H W 92-48
12/20/07 A W 71-65
11/20/08 H W 90-76
11/28/14 N1 W 80-64
12/8/18 H W 87-63
11/13/19 A W 70-68
12/19/20 H W 101-59
11/14/21 A W 81-45
12/20/23 H W 78-55
1-San Juan Shootout at San Juan, P.R.

Kansas

Maryland leads, 1-0
(1-0, 0-0, 0-0)
1/11/78 H W 91-82

Kansas State

Maryland leads, 1-0
(0-0, 1-0, 0-0)
11/24/89 A1 W 91-82
1-McCall Pattern Classic at Manhattan, Kan.

Kennesaw State

Maryland leads, 1-0
(0-0, 0-0, 1-0)
11/24/17 N1 W 89-35
1-Miami Thanksgiving Tournament at Coral Gables, Fla.

Kentucky

Maryland leads, 1-0
(0-0, 0-0, 1-0)
3/21/81 N1 W 83-82
1-AIAW First Round at Knoxville, Tenn.

La Salle

Maryland leads, 3-0
(3-0, 0-0, 0-0)
2/15/79 H W 111-54
2/14/80 H W 115-54
12/28/10 H1 W 83-45
1-Terrapin Classic at College Park, Md.

Lafayette

Maryland leads, 2-0
(2-0, 0-0, 0-0)
12/22/00 H W 80-61
12/28/11 H1 W 84-36
1-Terrapin Classic at College Park, Md.

Lock Haven

Maryland leads, 4-0

(2-0, 1-0, 1-0)

3/10/72 N1 W 65-49
3/2/76 H W 101-70
2/19/77 A W 76-57
1/26/78 H W 91-60
1-Regional Tournament at Towson State

Longwood

Maryland leads, 3-0
(2-0, 1-0, 0-0)
1/31/10 A W 85-40
1/30/11 H W 84-38
11/9/21 H W 97-67

Louisiana State

LSU leads, 2-3
(1-0, 0-1, 1-2)
1/6/79 N1 W 77-74
1/3/87 N2 L 57-67
3/23/04 A3 L 61-76
11/26/04 N4 L 51-64
11/18/07 H5 W 75-62
1-Madison Square Garden at New York, N.Y.; 2-Miami Tournament at Miami, Fla.; 3-NCAA First and Second Rounds at Baton Rouge, La.; 4-Cocors Classic at Boulder, Colo.; 5-Preseason WNIT at College Park, Md.

Louisiana Tech

Louisiana Tech leads, 0-2
(0-1, 0-0, 0-1)
1/7/80 A L 71-104
2/1/82 H L 56-72

Louisville

Maryland leads, 3-1
(1-0, 2-0, 0-1)
3/30/09 N1 L 60-77
3/19/12 H2 W 72-68
4/1/14 A3 W 76-73
12/1/16 A4 W 78-72
1-NCAA Regionals at Raleigh, N.C.; 2-NCAA First and Second Rounds at College Park, Md.; 3-NCAA Regionals at Louisville, Ky.; 4-ACC/Big Ten Challenge at Louisville, Ky.

Loyola (Md.)

Maryland leads, 26-3
(17-1, 8-2, 1-0)
3/1/74 N1 W 70-25
11/26/90 H W 84-51
12/2/91 H W 100-53
12/22/92 A W 75-44
12/22/94 A L 68-73
1/16/96 H W 73-38
12/10/96 A W 63-36
11/19/97 H L 50-57
11/17/98 A L 43-50
11/20/99 H W 75-62
11/21/00 A W 65-50
11/18/01 H W 82-51
11/22/02 H W 80-72
12/10/03 H W 76-61
11/30/04 H W 77-36
12/21/06 A W 110-55
11/20/07 H W 98-50
12/9/08 A W 83-52
12/6/09 H W 69-56
12/7/10 A W 79-61
11/11/11 H W 84-46
11/11/12 A W 88-45
11/10/13 H W 89-53
11/24/14 H W 65-43
12/8/15 H W 97-47
12/12/16 A W 79-60
12/11/17 H W 114-45
12/10/18 H W 83-48
12/8/19 H W 105-45
1-Regional Tournament at Frostburg State

Manhattan

Maryland leads, 1-0
(1-0, 0-0, 0-0)
1/2/06 H W 82-49

Marist

Maryland leads, 1-0
(1-0, 0-0, 0-0)
12/30/06 H1 W 86-60
1-Terrapin Classic at College Park, Md.

Marshall

Maryland leads, 2-0
(1-0, 1-0, 0-0)
12/30/04 H1 W 83-68
11/29/06 A W 68-49
1-Terrapin Classic at College Park, Md.

Md.-Baltimore County

(UMBC)
Maryland leads, 13-0
(10-0, 3-0, 0-0)
2/24/87 H W 119-59
1/20/88 A W 82-60
11/19/89 H W 98-46
12/2/00 H W 56-44
12/28/01 H W 60-48
12/21/02 H W 56-38
12/20/03 H W 72-38
12/30/07 H1 W 98-56
12/10/10 H W 71-45
11/19/11 A W 70-59
12/16/16 H W 92-42
12/2/18 H W 92-61
1/14/24 A W 74-32
1-Terrapin Classic at College Park, Md.

Md.-Eastern Shore

(UMES)
Maryland leads, 5-0
(3-0, 1-0, 1-0)
3/5/76 N1 W 97-42
12/28/93 H2 W 102-31
11/29/03 H3 W 97-65
12/20/15 A W 106-30
11/16/16 H W 106-61
1-State Tournament at UMBC; 2-Dial Soap Classic at College Park, Md.; 3-Terrapin Classic at College Park, Md.

Massachusetts

Maryland leads, 3-0
(1-0, 0-0, 2-0)
12/29/04 H1 W 67-63
11/27/11 N2 W 82-50
11/25/23 N3 W 92-63
1-Terrapin Classic at College Park, Md.; 2-East Carolina Thanksgiving Tournament at Greenville, N.C.; 3-Cancun Challenge at Cancun, Mexico

Massachusetts-Lowell

Maryland leads, 2-0
(2-0, 0-0, 0-0)
11/14/15 H W 102-53
11/13/16 H W 100-44

Miami (Fla.)

Maryland leads, 12-5
(5-2, 5-3, 2-0)
1/4/87 N1 W 84-64
2/11/93 H W 67-57
12/29/02 A2 L 66-97
3/21/04 N3 W 86-85
2/17/05 A W 70-65
2/1/06 H W 88-77
1/10/07 A W 111-53
1/31/08 H W 90-50
3/1/09 A W 89-64
12/1/10 H L 77-80
12/10/11 A L 75-83
1/12/12 A L 63-75
12/2/12 H L 74-76
1/10/13 H W 84-62
2/13/14 A W 67-52
11/26/17 A4 W 79-71
12/2/21 H5 W 82-74
1-Burger King Classic at Miami, Fla.; 2-Miami/Gatorade Holiday Classic at Miami, Fla.; 3-NCAA First and Second Rounds at Baton Rouge, La.; 4-Miami Thanksgiving Tournament at Coral Gables, Fla.; 5-Big Ten/ACC Challenge at College Park, Md.

Michigan

Maryland leads, 12-5
(7-1, 4-3, 1-1)
11/30/11 H1 W 74-65
12/9/15 A W 91-65
1/14/16 A W 74-67
2/17/16 H W 76-56
1/19/17 H W 83-70
2/22/18 A L 65-71

1/12/19 H W 83-69
3/9/19 N2 W 73-72
12/28/19 H W 70-55
1/12/20 A W 77-49
3/4/21 A W 88-63
1/16/22 H L 49-69
2/20/22 A L 59-71
1/26/23 H W 72-64
1/24/24 A L 77-79 OT
2/17/25 H W 85-77
3/7/25 N2 L 71-98
1-ACC/Big Ten Challenge at College Park, Md.; 2-Big Ten Tournament at Indianapolis, Ind.

B1G SERIES PROFILE

Terps at Home: 7-1
Terps at Cole Field House:
Terps at XFINITY Center: 7-1
Terps on the Road: 3-3
Terps at Neutral Sites: 1-1
Terps under Freese: 12-5
Frese vs. UM: 13-5
Last 10 Games: 6-4
Current Streak: Michigan won 1
Longest MD Win Streak: 5
Longest UM Win Streak: 2
Largest Win Margin: 28 (77-49 on 1/12/20)
Largest Loss Margin: 27 (98-71 on 3/7/25)
Most MD Points Scored: 91 (91-65 on 1/29/15)
Most UM Points Scored: 98 (98-71 on 3/7/25)
Fewest MD Points Scored: 49 (69-49 on 1/16/22)
Fewest UM Points Scored: 49 (77-49 on 1/12/20)

Michigan State

Maryland leads, 19-3
(8-1, 6-2, 5-0)
11/25/05 N1 W 75-61
1/6/07 H W 97-57
3/25/13 H2 W 74-49
1/22/15 H W 85-56
2/16/15 A W 75-69
3/6/15 N3 W 70-60
2/5/16 H W 85-76
3/6/16 N4 W 60-44
2/12/17 A W 89-72
3/4/17 N4 W 100-89
1/11/18 H L 68-82
2/8/18 A W 76-68
1/17/19 A L 60-77
3/8/19 N4 W 71-55
2/3/20 H W 94-53
1/7/21 A W 93-87
1/28/21 H W 92-52
2/3/22 A W 67-62
1/7/23 H W 94-85
2/18/23 A W 66-61
1/9/24 A L 69-74
12/29/24 H W 72-66
1-Parade Jam at St. Thomas, VI.; 2-NCAA First and Second Rounds at College Park, Md.; 3-Big Ten Tournament at Hoffman Estates, Ill.; 4-Big Ten Tournament at Indianapolis, Ind.

Mississippi

Series tied, 1-1
(0-0, 0-0, 1-1)
11/25/06 N1 W 110-79
3/20/07 N2 L 78-89
1-Junkanoo Jam at Grand Bahama Island, Bahamas; 2-NCAA First and Second Rounds at Hartford, Conn.

Mississippi State

Maryland trails, 1-2
(1-0, 0-1, 0-1)
11/21/01 N1 L 61-71
12/30/08 H W 80-73
11/22/09 A L 55-84
1-Coaches vs. Cancer Challenge at Ames, Iowa

Missouri

Maryland leads, 1-0
(0-0, 0-0, 1-0)
3/19/82 N1 W 80-68
1-NCAA Regionals at Stanford, Calif.

Missouri State

Maryland trails, 0-1
(0-0, 0-0, 0-1)
11/28/20 N1 L 72-81
1-#BeachBubble at Estero, Fla.

Monmouth

Maryland leads, 4-0
(3-0, 1-0, 0-0)
11/23/85 H W 65-63
12/12/04 H W 81-49
12/7/05 A W 88-55
11/13/10 H W 73-40
11/23/85 H W 65-63
12/12/04 H W 81-49
12/7/05 A W 88-55
11/13/10 H W 73-40

Montana

Maryland leads, 1-0
(0-0, 0-0, 1-0)
11/27/08 N1 W 71-58

(1-0, 1-0, 0-0)
11/10/06 A W 80-76
12/5/07 H W 74-69

Minnesota

Maryland leads, 15-1
(7-0, 6-1, 1-0)
12/22/80 H W 86-74
12/3/09 H1 W 66-45
1/11/15 A W 77-73
2/28/16 H W 110-77
1/1/17 A W 83-72
2/26/17 H W 93-60
3/3/17 N2 W 92-80
2/18/18 A L 74-93
2/21/19 H W 71-69
3/1/20 A W 99-44
1/14/21 A W 90-73
2/20/21 H W 94-62
1/9/22 A W 87-73
12/30/22 H W 107-85
1/3/24 A W 72-64
1/14/25 H W 99-92
1-ACC/Big Ten Challenge at College Park, Md.; 2-Big Ten Tournament at Indianapolis, Ind.

B1G SERIES PROFILE

Terps at Home: 8-0
Terps at Cole Field House: 1-0
Terps at XFINITY Center: 7-0
Terps on the Road: 6-1
Terps at Neutral Sites: 1-0
Terps under Freese: 14-1
Frese vs. UM: 14-1
Last 10 Games: 9-1
Current Streak: Maryland won 8
Longest MD Win Streak: 8
Longest UM Win Streak: 1
Largest Win Margin: 55 (99-44 on 3/1/20)
Largest Loss Margin: 19 (74-93 on 2/18/18)
Most MD Points Scored: 110 (110-77 on 2/28/16)
Most UM Points Scored: 93 (74-93 on 2/18/18)
Fewest MD Points Scored: 66 (66-45 on 12/3/09)
Fewest UM Points Scored: 44 (99-44 on 3/1/20)

Montclair State

Maryland leads, 4-3
(2-0, 1-0, 1-3)
3/12/76 N1 L 67-71
3/12/77 N2 L 73-75
3/11/78 N3 L 74-91
3/2/79 H4 W 57-55
12/8/79 H W 89-53
2/18/81 A W 77-53
1/27/82 H W 85-55
1-EIAIW Regional Tournament at Pittsburgh, Pa.; 2-EIAIW Regional Tournament at Philadelphia, Pa.; 3-EIAIW Regional Tournament at West Chester, Pa.; 4-EIAIW Regional Tournament at College Park, Md.

Morgan State

Maryland leads, 8-0
(5-0, 1-0, 2-0)
3/3/73 N1 W 46-43
2/5/74 H W 60-22
2/11/75 A W 78-63
2/10/76 H W 94-32
11/25/96 H W 67-36
2/3/99 H W 86-62
12/10/01 H W 79-42
11/23/18 N2 W 68-44
1-State Tournament at UMBC; 2-Puerto Rico Clasico at San Juan, P.R.

Nebraska

Maryland leads, 16-4
(7-2, 7-1, 2-1)
3/25/08 H1 W 76-64
11/28/12 A2 W 91-70
1/3/15 A W 75-47
2/8/15 H W 59-47
1/7/16 H W 89-50
1/4/17 A W 93-49
2/4/18 A W 64-57
2/25/18 H W 77-75
3/3/18 N3 W 66-53
1/8/19 A W 81-63
2/14/19 H W 89-63
1/16/20 H W 87-69
1/24/21 A W 95-73
3/11/21 N3 W 83-73
2/6/22 H W 80-65
12/4/22 H L 67-90
1/22/23 A W 69-54
12/31/23 A L 81-87
3/9/24 N4 L 68-78
2/13/25 H L 71-91
1-NCAA First and Second Rounds at College Park, Md.; 2-ACC/Big Ten Challenge; 3-Big Ten Tournament at Indianapolis, Ind.; 4-Big Ten Tournament at Minneapolis, Minn.

B1G SERIES PROFILE

Terps at Home: 7-2
Terps at Cole Field House:
Terps at XFINITY Center: 7-2
Terps on the Road: 7-1
Terps at Neutral Sites: 2-1
Terps under Freese: 16-4
Frese vs. UN: 16-4

Montclair State

Maryland leads, 4-3
(2-0, 1-0, 1-3)
3/12/76 N1 L 67-71
3/12/77 N2 L 73-75
3/11/78 N3 L 74-91
3/2/79 H4 W 57-55
12/8/79 H W 89-53
2/18/81 A W 77-53
1/27/82 H W 85-55
1-EIAIW Regional Tournament at Pittsburgh, Pa.; 2-EIAIW Regional Tournament at Philadelphia, Pa.; 3-EIAIW Regional Tournament at West Chester, Pa.; 4-EIAIW Regional Tournament at College Park, Md.

Morgan State

Maryland leads, 8-0
(5-0, 1-0, 2-0)
3/3/73 N1 W 46-43
2/5/74 H W 60-22
2/11/75 A W 78-63
2/10/76 H W 94-32
11/25/96 H W 67-36
2/3/99 H W 86-62
12/10/01 H W 79-42
11/23/18 N2 W 68-44
1-State Tournament at UMBC; 2-Puerto Rico Clasico at San Juan, P.R.

Mount St. Mary's

Maryland leads, 11-0
(9-0, 0-0, 2-0)
3/5/76 N1 W 88-54
11/23/94 H W 66-54
12/8/95 H2 W 74-58
12/4/05 H W 102-53
11/9/12 H W 88-47
11/14/14 H W 109-45
11/18/16 H W 106-42
12/6/17 H W 97-57
12/8/20 H Canceled
3/22/21 N3 W 98-45
11/16/21 H W 98-57
12/3/24 H W 87-52
1-State Tournament at UMBC; 2-Dial Soap Classic at College Park, Md.; 3-NCAA Tournament First Round at San Antonio, Texas (Alamodome)

Navy

Maryland leads, 1-0
(1-0, 0-0, 0-0)
3/17/12 H1 W 59-44
1-NCAA First and Second Rounds at College Park, Md.

Nebraska

Maryland leads, 16-4
(7-2, 7-1, 2-1)
3/25/08 H1 W 76-64
11/28/12 A2 W 91-70
1/3/15 A W 75-47
2/8/15 H W 59-47
1/7/16 H W 89-50
1/4/17 A W 93-49
2/4/18 A W 64-57
2/25/18 H W 77-75
3/3/18 N3 W 66-53
1/8/19 A W 81-63
2/14/19 H W 89-63
1/16/20 H W 87-69
1/24/21 A W 95-73
3/11/21 N3 W 83-73
2/6/22 H W 80-65
12/4/22 H L 67-90
1/22/23 A W 69-54
12/31/23 A L 81-87
3/9/24 N4 L 68-78
2/13/25 H L 71-91
1-NCAA First and Second Rounds at College Park, Md.; 2-ACC/Big Ten Challenge; 3-Big Ten Tournament at Indianapolis, Ind.; 4-Big Ten Tournament at Minneapolis, Minn.

SERIES RECORDS

Last 10 Games: 6-4
Current Streak: Nebraska won 3
Longest MD Win Streak: 15
Longest UN Win Streak: 3
Largest Win Margin: 44 (93-49 on 1/4/17)
Largest Loss Margin: 23 (90-67 on 12/4/22)
Most MD Points Scored: 95 (95-73 on 2/14/21)
Most UN Points Scored: 91 (91-71 on 2/13/25)
Fewest MD Points Scored: 59 (59-47 on 2/8/15)
Fewest UN Points Scored: 47 (twice)

Nevada-Las Vegas (UNLV)

Maryland trails, 0-1
(0-0, 0-1, 0-0)
 12/9/78 A1 L 70-77
 1-UNLV Nike Tournament at Las Vegas, Nev.

New Hampshire

Maryland leads, 2-0
1-0, 0-0, 1-0
 1/15/83 N1 W 74-72
 1/16/09 H W 63-43
 1-Syracuse Classic at Syracuse, N.Y.

New Mexico State

Maryland leads, 1-0
(1-0, 0-0, 0-0)
 3/21/15 H1 W 75-57
 1-NCAA First and Second Rounds at College Park, Md.

Niagara

Maryland leads, 5-0
(2-0, 0-0, 0-0)
 11/24/02 A W 68-53
 11/23/03 H W 82-74
 11/20/16 A W 96-64
 11/16/17 H W 92-65
 11/29/23 H W 114-44

Norfolk State

Maryland leads, 1-0
(1-0, 0-0, 0-0)
 3/22/25 H1 W 82-69
 1-NCAA First and Second Rounds at College Park, Md.

North Carolina

Maryland trails, 37-39
(19-12, 10-21, 9-6)
 2/7/76 N1 L 68-69
 3/6/77 H W 83-68
 1/13/78 A W 85-79
 1/3/79 H W 93-82
 2/9/79 N2 W 71-69
 1/2/80 A L 62-64
 2/7/81 H W 75-70
 2/6/82 A W 84-71
 1/22/83 H W 99-77
 2/5/83 A L 70-74
 3/5/83 N3 W 88-69
 1/7/84 A L 79-80
 2/4/84 H W 57-55
 1/5/85 H L 61-78
 2/5/85 A L 61-66
 1/4/86 A L 76-89
 2/1/86 H L 59-65
 3/3/86 N3 W 90-74
 1/31/87 H W 82-71
 2/2/87 A L 74-85
 1/6/88 A W 104-70
 2/6/88 H W 74-66
 1/21/89 A W 93-59
 2/18/89 H W 87-60
 3/4/89 N3 W 93-68
 1/13/90 H W 59-52
 2/6/90 A W 88-64
 1/19/91 H W 88-68
 2/16/91 A L 61-64
 1/18/92 H W 72-68
 2/8/92 A W 92-78
 1/23/93 A L 80-85
 2/20/93 H W 73-52
 3/7/93 N4 W 75-61
 1/24/94 H L 67-79
 2/20/94 A L 76-106
 1/22/95 A L 67-88
 2/21/95 H L 70-86

1/21/96 H L 63-66
 2/21/96 A W 68-62
 1/5/97 H L 69-79
 2/7/97 A L 63-73
 1/18/98 H W 84-62
 2/20/98 A L 52-71
 1/10/99 A L 58-87
 2/11/99 H L 63-78
 12/2/99 H L 79-92
 1/30/00 A L 49-54
 12/9/00 A L 69-87
 1/28/01 H W 55-53
 12/30/01 H L 56-85
 1/31/02 H L 57-68
 3/2/02 N5 L 53-78
 1/27/03 H L 82-83
 2/27/03 A L 77-94
 1/19/04 H L 59-72
 2/19/04 A L 64-79
 1/9/05 H W 92-77
 2/9/06 A W 98-95 OT
 3/5/06 N5 L 80-91
 4/2/06 N6 W 81-70
 1/28/07 H L 71-84
 3/3/07 N5 L 72-78
 1/26/08 A L 86-97 2OT
 1/25/09 H W 77-71
 3/7/09 N5 W 95-84
 1/17/10 A L 64-75
 3/4/10 N5 W 83-77
 1/23/11 H W 88-65
 1/8/12 A W 78-72 OT
 2/24/12 H W 84-64
 1/3/13 A L 57-60
 1/24/13 H W 85-59
 3/9/13 N5 L 65-72
 1/5/14 A W 79-70
 3/7/14 N5 L 70-73
 1-Virginia Invitational at Charlottesville, Va.; ACC Tournament at Raleigh, N.C.; 3-ACC Tournament at Fayetteville, N.C.; 4-ACC Tournament at College Park, Md.; 5-ACC Tournament at Greensboro, N.C.; 6-NCAA Final Four at Boston, Mass.

North Carolina Central

Maryland leads, 1-0
(1-0, 0-0, 0-0)
 11/14/09 H W 88-39

North Carolina-Asheville

Maryland leads, 1-0
(1-0, 0-0, 0-0)
 12/29/08 H1 W 90-57
 1-Terrapin Classic at College Park, Md.

North Carolina-Charlotte

Maryland leads, 1-0
(1-0, 0-0, 0-0)
 11/28/99 H1 W 58-54
 1-Terrapin Classic at College Park, Md.

North Carolina-Greensboro

Series tied, 1-1
(1-1, 0-0, 0-0)
 11/14/98 H L 45-62
 11/29/06 H1 W 92-57
 1-Terrapin Classic at College Park, Md.

North Carolina-Wilmington

Maryland leads, 2-0
(2-0, 0-0, 0-0)
 12/29/09 H1 W 67-61
 11/18/21 H W 108-66
 1-Terrapin Classic at College Park, Md.

NC State

Maryland trails, 36-45
(17-13, 9-25, 10-7)
 2/6/76 N1 W 69-62
 2/12/77 N1 L 64-69
 3/2/77 H W 73-65
 1/28/78 A L 78-90
 2/11/78 N2 W 89-82
 12/8/78 N3 W 83-76
 1/16/79 H L 52-53
 2/10/79 A4 W 75-73
 1/19/80 A L 66-69
 2/10/80 H5 L 75-85
 1/24/81 H W 80-80
 2/14/81 N6 W 64-63

2/13/82 A L 65-71
 2/27/82 A4 W 79-64
 1/29/83 H L 71-76
 2/19/83 A L 67-71
 3/6/83 N7 W 84-81
 1/28/84 A L 74-82
 2/18/84 H W 84-77
 3/3/84 N7 L 72-76
 1/26/85 H L 52-78
 2/16/85 A L 67-73
 1/25/86 A L 55-71
 2/15/86 H L 51-75
 3/1/86 N7 W 77-55
 1/24/87 H L 78-80
 2/14/87 A L 64-72
 1/23/88 A W 92-71
 2/20/88 H W 90-64
 1/28/89 H W 76-66
 2/11/89 A W 83-62
 3/6/89 N7 W 73-57
 1/7/90 A L 76-77
 2/10/90 H L 69-83
 3/4/90 N7 L 57-66
 1/26/91 H W 81-80
 2/9/91 A W 86-85
 1/26/08 A L 86-97 2OT
 1/25/09 H W 77-71
 3/7/09 N5 W 95-84
 1/17/10 A L 64-75
 3/4/10 N5 W 83-77
 1/23/11 H W 88-65
 1/8/12 A W 78-72 OT
 2/24/12 H W 84-64
 1/3/13 A L 57-60
 1/24/13 H W 85-59
 3/9/13 N5 L 65-72
 1/5/14 A W 79-70
 3/7/14 N5 L 70-73
 1-Virginia Invitational at Charlottesville, Va.; ACC Tournament at Raleigh, N.C.; 3-ACC Tournament at Fayetteville, N.C.; 4-ACC Tournament at College Park, Md.; 5-ACC Tournament at Greensboro, N.C.; 6-NCAA Final Four at Boston, Mass.

Northeastern

Maryland leads, 0-1
(0-0, 0-0, 0-1)
 11/30/84 N1 L 42-46
 1-St. Joseph's Tournament at Philadelphia, Pa.

Northern Colorado

Maryland leads, 2-0
(2-0, 0-0, 0-0)

2/28/05 H W 87-79
 2/26/06 H W 89-53

Northern Iowa

Maryland leads, 2-0
(1-0, 1-0, 0-0)
 12/6/06 A W 77-33
 12/7/07 H W 91-37

Northwestern

Maryland leads, 15-1
(6-0, 6-1, 3-0)
 3/1/15 A W 69-48
 3/7/15 N1 W 74-63
 1/17/16 H W 80-62
 2/14/16 A W 79-70
 3/5/16 N2 W 83-62
 1/7/17 H W 96-65
 1/25/18 A* W 68-65
 2/7/19 H W 72-57
 12/31/19 A L 58-81
 1/26/20 H W 70-61
 2/28/21 A W 62-50
 3/12/21 N2 W 85-52
 1/23/22 H W 87-59
 2/9/23 A W 79-54
 12/10/23 H W 71-58
 2/20/25 A W 85-79
 1-Big Ten Tournament at Hoffman Estates, Ill.; 2-Big Ten Tournament at Indianapolis, Ind.; *Northwestern home games played at Evanston Township High School

B1G SERIES PROFILE

Terps at Home: 6-0
Terps at Cole Field House: 14-1
Terps at XFINITY Center: 6-0
Terps on the Road: 6-1
Terps at Neutral Sites: 3-0
Terps under Frese: 14-1
Frese vs. NU: 15-1
Last 10 Games: 9-1
Current Streak: Maryland won 7
Longest MD Win Streak: 8
Longest NU Win Streak: 1
Largest Win Margin: 31 (96-65 on 1/7/17)
Largest Loss Margin: 23 (81-58 on 12/31/19)
Most MD Points Scored: 96 (96-65 on 1/7/17)
Most NU Points Scored: 81 (81-58 on 12/31/19)
Fewest MD Points Scored: 58 (81-58 on 12/31/19)
Fewest NU Points Scored: 48 (69-48 on 3/1/15)

Notre Dame

Maryland leads, 6-5
(2-2, 3-1, 1-2)
 1/8/83 H W 84-62
 11/27/83 A1 W 75-57
 1/9/85 H L 40-49
 1/10/87 A W 69-48
 11/16/07 H2 W 75-59
 3/27/12 N3 L 49-80
 1/27/14 H L 83-87
 4/6/14 N4 L 61-87
 12/3/14 A5 L 72-92
 12/1/22 A6 W 74-72
 3/25/23 N7 W 76-59
 1-Notre Dame Tournament at South Bend, Ind.; 2-Preseason WNIT at College Park, Md.; 3-NCAA Regionals at Raleigh, N.C.; 4-NCAA Final Four at Nashville, Tenn.; 5-ACC/Big Ten Challenge at Fort Wayne, Ind.; 6-ACC/Big Ten Challenge at South Bend, Ind.; 7-NCAA Regionals at Greenville, S.C.

Ohio

Maryland leads, 1-0
(0-0, 1-0, 0-0)
 11/30/13 N1 W 84-60
 1-San Juan Shootout at San Juan, P.R.

Ohio State

Maryland leads, 16-11
(9-3, 3-7, 4-1)
 3/16/86 A1 L 71-87
 3/24/88 N2 W 81-66
 3/22/05 H3 L 65-75
 11/30/07 H4 W 77-53
 12/4/13 H4 W 67-55
 12/29/14 H W 87-78

3/8/15 N5 W 77-74
 1/2/16 H L 71-80
 2/8/16 A L 86-94
 2/20/17 A L 87-98
 1/22/18 H W 99-69
 3/4/18 N6 L 69-79
 1/5/19 H W 75-69
 1/24/19 A W 70-57
 1/6/20 H W 72-62
 1/30/20 A W 85-65
 3/8/20 N6 W 82-65
 1/25/21 A L 86-88
 1/20/22 A L 89-95
 2/17/22 H W 77-72
 2/5/23 H W 90-54
 2/24/23 A W 76-74
 1/17/24 H L 76-84
 2/25/24 A L 66-79
 3/8/24 N7 W 82-61
 1/23/25 A L 66-74
 3/2/25 H W 93-90 OT
 1-NCAA First Round at Columbus, Ohio; 2-NCAA Regionals at Athens, Ga.; 3-NCAA First and Second Rounds at College Park, Md.; 4-Big Ten/ACC Challenge at College Park, Md.; 5-Big Ten Tournament at Hoffman Estates, Ill.; 6-Big Ten Tournament at Indianapolis, Ind.; 7-Big Ten Tournament at Minneapolis, Minn.

B1G SERIES PROFILE

Terps at Home: 9-3
Terps at Cole Field House: 9-3
Terps at XFINITY Center: 9-3
Terps on the Road: 3-7
Terps at Neutral Sites: 3-2
Terps under Frese: 15-10
Frese vs. OSU: 16-11
Last 10 Games: 5-5
Current Streak: Maryland won 1
Longest MD Win Streak: 5
Longest OSU Win Streak: 3
Largest Win Margin: 36 (90-54 on 2/5/23)
Largest Loss Margin: 16 (87-71 on 3/16/86)
Most MD Points Scored: 99 (99-69 on 1/22/18)
Most OSU Points Scored: 98 (98-87 on 2/20/17)
Fewest MD Points Scored: 65 (75-65 on 3/22/05)
Fewest OSU Points Scored: 53 (77-53 on 11/30/07)

Oklahoma

Maryland leads, 1-0
(0-0, 0-0, 1-0)
 11/11/07 N1 W 76-66
 1-State Farm Tip-Off Classic at Chapel Hill, N.C.

Old Dominion

Maryland leads, 13-8
(7-2, 5-3, 1-3)
 1/21/76 H W 86-56
 3/17/79 N1 L 51-69
 12/22/79 N2 L 58-66
 1/4/81 H L 72-75
 12/12/81 A L 46-77
 2/9/83 H W 82-66
 3/24/83 N3 L 57-74
 2/11/84 A L 64-81
 2/9/85 H L 60-73
 12/14/85 A L 57-73
 12/15/86 H W 74-64
 12/12/87 A W 90-75
 12/10/88 H W 84-57
 12/2/89 A W 73-69
 1/4/91 H W 71-65
 12/21/91 A W 90-58
 12/12/92 H W 83-54
 12/8/93 A W 77-61
 12/21/08 A W 74-65
 11/19/09 H W 84-67
 11/26/15 N4 W 95-49
 1-AIAW National Tournament at Cookeville, Tenn.; 2-Manufacturers Hanover Christmas Classic at New York, N.Y.; 3-NCAA Regionals at State College, Pa.; 4-Paradise Jam at St. Thomas, USVI

Oregon

Maryland trails, 1-2
(0-0, 1-0, 0-2)
 12/29/83 N1 L 70-76
 3/25/17 N2 L 63-77

2/6/25 A W 79-61
 1-USC Tournament at Los Angeles, Calif.; 2-NCAA Regionals at Bridgeport, Conn.

B1G SERIES PROFILE

Terps at Home: 1-1
Terps at Cole Field House: 1-1
Terps at XFINITY Center: 1-1
Terps on the Road: 1-0
Terps at Neutral Sites: 0-2
Terps under Frese: 1-1
Frese vs. UO: 1-1
Last 10 Games: 1-2
Current Streak: Maryland won 1
Longest MD Win Streak: 1
Longest UO Win Streak: 2
Largest Win Margin: 18 (79-61 on 2/6/25)
Largest Loss Margin: 14 (77-63 on 3/25/17)
Most MD Points Scored: 79 (79-61 on 2/6/25)
Most UO Points Scored: 77 (77-63 on 3/25/17)
Fewest MD Points Scored: 63 (77-63 on 3/25/17)
Fewest UO Points Scored: 61 (79-61 on 2/6/25)

Penn State

Maryland leads, 23-15
(12-6, 10-9, 1-0)
 2/1/77 A L 64-82
 1/17/78 H W 103-86
 2/5/79 A L 66-87
 2/18/80 H W 66-59
 12/30/83 N1 W 83-73
 1/23/85 A L 60-84
 1/9/86 H L 53-58
 1/14/87 A L 72-73
 2/24/88 H W 97-94
 1/10/89 A W 87-53
 1/23/90 H W 85-60
 1/29/91 H L 70-75
 12/5/91 A W 85-58
 12/5/95 H L 66-83
 1/12/96 A L 65-67
 12/7/97 H W 59-53
 12/10/98 A L 44-79
 11/23/99 H L 60-91
 12/5/00 A L 86-95
 12/8/01 H L 65-67
 12/4/02 A L 74-101
 12/3/03 H L 65-82
 2/5/15 A W 77-62
 2/23/15 H W 65-34
 1/27/16 A W 89-53
 1/11/17 H W 89-83
 12/31/17 A W 69-65
 12/28/18 A W 77-61
 1/20/19 H W 79-67
 2/16/20 A W 106-69
 12/31/20 A W 96-82
 3/6/21 H W 88-61
 1/6/22 H W 106-78
 1/30/22 A W 82-71
 1/30/23 H W 87-66
 1/28/24 A L 76-112
 2/18/24 H W 77-62
 1/29/25 A W 82-73
 1-USC Tournament at Los Angeles, Calif.

B1G SERIES PROFILE

Terps at Home: 12-6
Terps at Cole Field House: 5-5
Terps at XFINITY Center: 7-1
Terps on the Road: 10-9
Terps at Neutral Sites: 1-0
Terps under Frese: 14-3
Frese vs. PSU: 15-4
Last 10 Games: 9-1
Current Streak: Maryland won 2
Longest MD Win Streak: 13
Longest PSU Win Streak: 6
Largest Win Margin: 37 (106-69 on 2/16/20)
Largest Loss Margin: 36 (112-76 on 1/28/24)
Most MD Points Scored: 106 (twice) (1/28/24)
Fewest MD Points Scored: 44 (79-44 on 12/10/98)
Fewest PSU Points Scored: 34 (65-34 on 2/23/15)

SERIES RECORDS

Pennsylvania

Maryland leads, 2-0
(1-0, 0-0, 1-0)

3/3/78	H1	W	110-44
11/27/04	N2	W	76-56

1-EIAIW at College Park, Md.; 2-Coors Classic at Boulder, Colo.

Pittsburgh

Maryland leads, 10-1
(5-0, 3-1, 2-0)

2/15/77	H	W	82-53
2/16/78	A	W	86-68
1/24/79	H	W	81-74
1/25/80	A	W	67-66
1/21/81	H	W	83-72
1/23/82	A	W	74-72
11/27/07	H	W	90-77
12/7/08	A	L	57-86
2/6/14	H	W	94-46
11/28/15	N1	W	70-49
11/27/22	N2	W	87-63

1-Paradise Jam at St. Thomas, USVI; 2-Fort Myers Tip-Off at Fort Myers, Fla.

Princeton

Maryland leads, 3-0
(2-0, 0-0, 1-0)

11/9/07	H1	W	76-52
3/23/15	H2	W	85-70
3/16/18	N3	W	77-57

1-Preseason WNIT at College Park, Md.; 2-NCAA First and Second Rounds at College Park, Md.; 3-NCAA First and Second Rounds at Raleigh, N.C.

Providence

Maryland trails, 1-2
(0-1, 1-1, 0-0)

12/20/78	A	W	67-49
3/18/90	A1	L	75-77
3/25/10	H2	L	64-77

1-NCAA Regionals at Providence, R.I.; 2-WNIT at College Park, Md.

Purdue

Maryland leads, 18-2
(7-1, 8-0, 3-1)

3/26/92	H1	W	64-58
1/2/93	N2	W	73-69
3/14/97	N3	L	48-74
12/4/08	A4	W	70-59
12/2/10	A4	W	56-55
1/8/15	H	W	88-64
2/2/16	A	W	87-67
2/11/16	H	W	73-59
2/2/17	A	W	85-70
3/5/17	N5	W	74-64
2/15/18	H	L	65-75
2/25/19	A	W	58-55
2/25/20	H	W	88-45
3/6/20	N5	W	74-62
1/10/21	H	W	83-46
2/25/21	A	W	88-59
12/8/21	H	W	86-71
12/8/22	A	W	77-74
1/14/24	H	W	88-66
12/7/24	A	W	78-69

1-NCAA Regionals at College Park, Md.; 2-ACC Big Ten Challenge at Columbus, Ohio; 3-NCAA First Round at Norfolk, Va.; 4-ACC Big Ten Challenge at West Lafayette, Ind.; 5-Big Ten Tournament at Indianapolis, Ind.

B1G SERIES PROFILE

Terps at Home: 7-1
Terps at Cole Field House: 1-0
Terps at XFINITY Center: 6-1
Terps on the Road: 8-0
Terps at Neutral Sites: 4-1
Terps under Frese: 16-1
Frese vs. PU: 17-2
Last 10 Games: 9-1
Current Streak: Maryland won 9
Longest MD Win Streak: 9
Longest PU Win Streak: 1
Largest Win Margin: 43 (88-45 on 2/25/20)
Largest Loss Margin: 26 (74-48 on 3/14/97)
Most MD Points Scored: 88 (4X)
Most PU Points Scored: 75 (65-75 on 2/15/18)
Fewest MD Points Scored: 48 (74-48 on 3/14/97)
Fewest PU Points Scored: 45 (88-45 on 2/25/20)

Purdue Fort Wayne

Maryland leads, 2-0
(1-0, 1-0, 0-0)

2/9/02	H	W	84-50
12/21/22	A	W	88-51

Quinnipiac

Maryland leads, 2-0
(2-0, 0-0, 0-0)

3/13/13	H1	W	72-52
11/24/19	H	W	107-52

1-NCAA First and Second Rounds at College Park, Md.

Radford

Maryland leads, 2-0
(2-0, 0-0, 0-0)

12/28/96	H1	W	83-44
3/23/19	H2	W	73-51

1-Dial Soap Classic at College Park, Md.; 2-NCAA First and Second Rounds at College Park, Md.

Rhode Island

Maryland trails, 0-1
(0-1, 0-0, 0-0)

11/30/02	H1	L	64-70
----------	----	---	-------

1-Terrapin Classic at College Park, Md.

Richmond

Maryland leads, 6-2
(4-1, 2-1, 0-0)

11/27/90	H	L	69-79
11/26/91	A	W	74-56
12/29/98	H1	W	72-59
12/20/99	A	W	86-66
12/2/01	H	W	79-70
12/7/02	A	L	52-74
12/29/07	H1	W	89-59
1/3/09	A	W	83-65

1-Terrapin Classic at College Park, Md.

Rider

Maryland leads, 1-0
(1-0, 0-0, 0-0)

11/29/02	H1	W	104-66
----------	----	---	--------

1-Terrapin Classic at College Park, Md.

Robert Morris

Maryland leads, 1-0
(1-0, 0-0, 0-0)

12/11/99	H	W	66-57
----------	---	---	-------

Rutgers

Maryland leads, 35-12
(18-4, 14-6, 3-2)

3/7/74	A1	W	71-62
1/2/97	H	W	93-67
2/28/78	A	W	96-88
3/4/78	H2	W	99-85
2/1/79	H	L	76-85
3/10/79	N3	L	75-80
12/23/79	A4	W	78-77
2/2/80	A	L	77-85
3/8/80	H2	W	79-70
1/31/81	H	W	80-69
3/14/81	N5	W	72-69
1/30/82	A	W	69-66
1/26/83	H	W	83-66
1/22/84	H	W	80-71
1/19/85	A	L	66-80
1/21/86	A	L	65-77
2/4/87	H	L	76-84
12/28/87	N6	L	76-79
1/27/88	A	L	83-85
2/1/89	H	W	84-71
2/24/90	A	W	77-67
1/4/92	H	W	78-72
12/8/92	A	W	59-52
2/8/94	H	W	64-55
12/10/94	A	W	76-73
12/2/95	H	W	58-54
11/15/97	A	L	44-67
12/22/98	H	L	61-81
12/3/07	A7	L	60-68
2/15/09	H	W	67-47
1/15/15	A	W	71-59
2/10/15	H	W	80-69
2/21/16	A	W	73-59
1/22/17	H	W	80-71
2/1/18	H	W	88-60

2/11/18	A	W	72-54
12/31/18	H	L	65-73
2/10/19	A	W	62-48
2/9/20	H	W	79-50
12/14/20	A	W	91-87
1/28/21	H	Canceled	
12/5/21	A	W	73-59
1/27/22	H	W	72-55
1/2/23	A	W	78-67
1/15/23	H	W	80-56
2/6/24	A	W	67-59
2/21/24	H	W	81-62
1/2/25	H	W	78-61

1-Regional Tournament at Rutgers; 2-EIAIW Regional Tournament at College Park, Md.; 3-EIAIW Regional Tournament at Towson, Md.; 4-Manufacturers Hanover Christmas Classic at New York, N.Y.; 5-EIAIW Regional Tournament at Philadelphia, Pa.; 6-Burger King Classic at Miami, Fla.; 7-Jimmy V Classic at Piscataway, N.J.

B1G SERIES PROFILE

Terps at Home: 17-4
Terps at Cole Field House: 9-3
Terps at XFINITY Center: 9-1
Terps on the Road: 14-6
Terps at Neutral Sites: 3-2
Terps under Frese: 17-2
Frese vs. RU: 17-2
Last 10 Games: 10-0
Current Streak: Maryland won 10
Longest MD Win Streak: 10
Longest RU Win Streak: 5
Largest Win Margin: 29 (79-50 on 2/9/20)
Largest Loss Margin: 23 (67-44 on 11/15/97)
Most MD Points Scored: 99 (99-85 on 3/4/78)
Most RU Points Scored: 88 (96-88 on 2/28/78)
Fewest MD Points Scored: 44 (67-44 on 11/15/97)
Fewest RU Points Scored: 47 (67-47 on 2/15/09)

Sacred Heart

Maryland leads, 2-0
(1-0, 0-0, 1-0)

11/28/03	H1	W	90-49
3/19/06	N2	W	95-54

1-Terrapin Classic at College Park, Md.; 2-NCAA First and Second Rounds at State College, Pa.

St. Bonaventure

Maryland leads, 3-0
(2-0, 1-0, 0-0)

1/27/00	H	W	71-55
12/5/03	A	W	65-57
12/7/04	H	W	91-42

Saint Francis (Pa.)

Maryland leads, 2-0
(2-0, 0-0, 0-0)

3/20/11	H1	W	70-48
11/24/24	H	W	107-35

1-NCAA First and Second Rounds at College Park, Md.

St. John's

Maryland leads, 2-0
(1-0, 0-0, 1-0)

3/21/06	N1	W	70-48
12/29/10	H2	W	66-60

1-NCAA First and Second Rounds at State College, Pa.; 2-Terrapin Classic at College Park, Md.

St. Joseph's

Maryland leads, 10-4
(6-1, 3-2, 1-1)

3/13/76	N1	L	65-72
1/27/77	H	L	78-87
2/14/78	A	L	86-88
2/18/79	H	W	73-52
2/23/80	A	W	75-58
2/26/81	H	W	74-56
12/2/81	A	W	59-58
12/8/82	H	W	87-51
3/19/88	H2	W	78-67
12/29/91	N3	W	84-59
1/3/10	H	W	79-69
1/2/11	A	W	74-60
11/22/11	H	W	94-71

11/17/12	A	L	49-50
----------	---	---	-------

1-EIAIW Regional Tournament at Pittsburgh, Pa.; 2-Hilton Head Shootout at Hilton Head, S.C.

St. Peter's

Maryland trails, 1-1
(1-0, 0-1, 0-0)

12/30/97	A1	L	61-66
12/8/16	H	W	101-49

1-Mr. Cookie Face Tournament at Jersey City, N.J.

Salisbury

Maryland leads, 6-1
(2-1, 3-0, 1-0)

2/15/72	A	W	55-36
3/2/72	N1	W	52-35
2/13/73	H	L	36-39
2/7/74	A	W	62-29
2/18/75	H	W	108-57
2/3/76	A	W	72-71
12/9/76	H	W	87-41

1-State Tournament at Frederick CC

Samford

Maryland leads, 1-0
(1-0, 0-0, 0-0)

11/24/09	H	W	76-49
----------	---	---	-------

San Francisco

Maryland trails, 0-1
(0-0, 0-1, 0-0)

12/28/00	A	L	59-72
----------	---	---	-------

Santa Clara

Maryland leads, 1-0
(0-0, 1-0, 0-0)

12/27/00	A	W	72-50
----------	---	---	-------

Seton Hall

Maryland leads, 3-1
(1-1, 0-0, 2-0)

2/29/80	H1	W	80-59
2/5/81	H	L	64-65
3/6/81	H1	W	69-68
1/15/82	N2	W	87-76

1-EIAIW Regional Tournament at College Park, Md.; 2-Orange Plus Tournament at Syracuse, N.Y.

Shippensburg

Maryland leads, 2-0
(1-0, 1-0, 0-0)

2/11/72	H	W	79-22
2/27/73	A	W	56-41

Siena

Maryland leads, 4-0
(3-0, 1-0, 0-0)

11/21/04	H	W	73-53
11/18/05	A	W	107-66
12/4/06	H	W	93-54
12/9/13	H	W	105-49

Slippery Rock

Maryland leads, 4-0
(1-0, 1-0, 2-0)

3/8/73	N1	W	61-56
3/12/76	N2	W	91-79 OT
2/24/77	H	W	105-68
2/23/78	A	W	74-63

1-Regional Tournament at Lock Haven, Pa.; 2-EIAIW Regional Tournament at Pittsburgh, Pa.; 3-

South Carolina

Maryland trails, 2-7
(0-3, 1-2, 1-2)

12/29/97	N1	W	74-60
11/13/17	H	L	86-94
11/18/18	A	W	85-61
11/10/19	H	L	54-63
12/12/21	A	L	59-66
11/11/22	H	L	56-81
3/27/23	N2	L	75-86
11/12/23	A	L	76-114
3/28/25	N3	L	67-71

1-Mr. Cookie Face Tournament at Jersey City, N.J.; 2-NCAA Regionals at Greenville, S.C.; 3-NCAA Regionals at Birmingham, Ala.

South Dakota State

Maryland leads, 2-0
(0-0, 0-0, 2-0)

11/26/08	N1	W	68-56
11/27/15	N2	W	62-55

1-Caribbean Challenge at Cancun, Mexico; 2-Paradise Jam at St. Thomas, USVI

Southern

Maryland leads, 1-0
(1-0, 0-0, 0-0)

12/11/15	H	W	94-61
----------	---	---	-------

Southern California

Maryland trails, 1-6
(0-3, 1-1, 0-2)

1/4/80	H	L	61-63
11/26/83	N1	L	68-86
11/30/85	H2	L	54-76
12/30/88	A	W	81-67
12/4/93	N3	L	85-92
12/29/95	A4	L	62-68
1/8/25	H	L	74-79

1-Notre Dame Tournament at South Bend, Ind.; 2-Maryland Invitational at College Park, Md.; 3-Richmond Fidelity Classic at Richmond, Va.; 4-Pac 10/ACC Challenge at Los Angeles, Calif.

B1G SERIES PROFILE

Terps at Home: 0-3
Terps at Cole Field House: 0-2
Terps at XFINITY Center: 0-1
Terps on the Road: 1-1
Terps at Neutral Sites: 0-2
Terps under Frese: 0-1
Frese vs. USC: 0-1
Last 10 Games: 1-6
Current Streak: USC won 3
Longest MD Win Streak: 1
Longest USC Win Streak: 3
Largest Win Margin: 14 (81-67 on 12/30

SERIES RECORDS

Texas: 4-Richmond Fidelity Classic at Richmond, Va.; 5-NCAA First and Second Rounds at College Park, Md.; 6-NCAA Regional Semifinal at San Antonio, Texas (Alamodome); 6-Coretta Scott King Classic at Newark, N.J.

Texas A&M

Maryland leads, 1-0
(0-0, 0-0, 1-0)

3/25/12	N1	W	81-74
---------	----	---	-------

1-NCAA Regionals at Raleigh, N.C.

Texas Christian

Series tied, 1-1
(1-0, 0-1, 0-0)

11/17/06	H	W	82-64
11/14/08	A	L	68-80

Texas Southern

Maryland leads, 1-0
(0-0, 0-0, 1-0)

11/29/13	N1	W	100-59
----------	----	---	--------

1-San Juan Shootout at San Juan, P.R.

Texas Tech

Maryland trails, 0-1
(0-0, 0-0, 0-1)

12/28/03	N1	L	53-65
----------	----	---	-------

1-Surf-N-Slam Tournament at San Diego, Calif.

Toledo

Maryland leads, 2-0
(1-0, 0-0, 1-0)

3/21/92	H1	W	73-60
12/1/24	N2	W	92-70

1-NCAA First Round at College Park, Md.
2-Navy Classic at Annapolis, Md.

Towson

Maryland leads, 20-5
(14-0, 5-3, 1-2)

2/29/72	H	W	53-49
3/3/72	N1	L	42-52
2/20/73	A	L	52-57
2/21/74	H	W	56-49
3/3/74	N2	L	63-70
2/20/75	A	L	68-86
3/1/75	N3	W	82-68
2/25/76	H	W	92-59
2/22/77	A	W	75-50
11/29/86	H	W	90-70
11/30/91	H	W	107-51
12/13/94	H	W	88-40
12/22/95	A	W	50-31
12/21/96	H	W	80-49
12/10/09	A	L	55-67
11/18/10	H	W	72-47
11/16/11	H	W	82-46
12/11/12	A	W	88-43
11/23/13	A	W	90-53
12/7/14	H	W	81-52
12/6/16	H	W	97-63
12/3/20	H	W	112-78
11/26/22	N4	W	81-70
12/12/23	H	W	99-51
11/17/24	H	W	98-63

1- State Tournament at Frederick CC;
2- State Tournament at Frostburg State;
3- State Tournament at UMBC; 4-Fort Myers Tip-Off at Fort Myers, Fla.

Trinity (D.C.)

Maryland leads, 1-0
(1-0, 0-0, 0-0)

2/22/72	H	W	66-30
---------	---	---	-------

Ursinius

Maryland leads, 4-1
(3-0, 1-1, 0-0)

2/26/74	H	W	52-46
2/7/75	A	L	56-62
2/28/76	H	W	76-42
1/15/77	A	W	73-49
12/10/77	H	W	94-39

Utah

Maryland leads, 2-0
(1-0, 0-0, 1-0)

3/27/06	N1	W	75-65 OT
3/24/09	H2	W	71-56

1-NCAA Regionals at Albuquerque, N.M.;
2-NCAA First and Second Rounds at College Park, Md.

Valdosta State

Maryland leads, 1-0
(0-0, 0-0, 1-0)

3/16/79	N1	W	73-66
---------	----	---	-------

1-AIAW National Tournament at Cookeville, Tenn.

Vanderbilt

Maryland leads, 2-0

3/29/08	N1	W	80-66
3/28/09	N2	W	78-74

1-NCAA Regionals at Spokane, Wash.;
2-NCAA Regionals at Raleigh, N.C.

Vermont

Maryland leads, 1-0
(0-0, 0-0, 1-0)

11/30/96	N1	W	62-52
----------	----	---	-------

1-Brother Holiday Tournament at Piscataway, N.J.

Villanova

Maryland leads, 1-1
(1-1, 0-0, 0-0)

12/19/81	H	L	61-74
11/12/21	H	W	88-87

Virginia

Maryland trails, 38-44
(20-17, 12-23, 6-4)

2/11/77	A1	W	79-67
2/1/78	H	W	69-38
1/21/79	A	W	78-57
1/12/80	H	W	77-63
1/28/81	A	L	57-71
2/13/81	N2	W	50-47
1/20/82	H	W	67-62
2/26/82	N3	W	72-63
1/5/83	H	W	90-75
2/2/83	A	W	73-62
3/4/83	N4	W	70-63
1/3/84	A	L	61-77
2/15/84	H	W	82-51
1/30/85	H	L	50-63
2/13/85	A	L	61-65
3/1/85	N4	L	53-64
1/28/86	A	L	47-73
2/8/86	H	L	75-80
3/2/86	N4	W	92-68
1/28/87	H	L	61-63
2/19/87	A	L	61-71
3/1/87	N4	L	59-76
1/12/88	A	L	66-84
2/3/88	H	W	83-79
3/7/88	N4	W	76-70
1/24/89	H	W	83-76
2/15/89	A	W	104-99 OT
3/5/89	N4	W	89-66
1/10/90	A	L	79-82
2/21/90	H	W	63-60
1/16/91	A	L	59-76
2/20/91	H	L	74-111
1/15/92	A	W	67-65
2/11/92	H	L	74-75
1/20/93	H	W	70-66
2/23/93	A	L	73-87
3/8/93	H5	L	103-106 3OT
1/18/94	A	L	56-68
2/23/94	H	L	83-86 2OT
3/6/94	N6	L	45-63
1/25/95	H	L	48-82
2/26/95	A	L	41-56
3/3/95	N6	L	46-68
1/24/96	A	L	46-75
2/24/96	H	L	53-77
1/9/97	A	L	42-60
2/3/97	H	L	49-73
1/8/98	A	L	60-86
2/9/98	H	L	45-47
1/8/99	A	L	63-69
2/8/99	H	L	55-69
1/15/00	A	L	68-76
2/24/00	H	W	76-71
1/5/01	A	L	42-81
2/5/01	H	L	56-69
1/17/02	H	L	44-52
2/17/02	A	L	59-76
1/19/03	A	L	50-69
2/20/03	H	L	67-71
1/4/04	H	W	69-55
2/5/04	A	L	51-84

1/20/05	H	W	63-60
2/20/05	A	L	61-63
1/20/06	A	W	84-74 OT
2/5/06	H	W	85-71
1/19/07	H	W	95-68
2/11/07	A	W	83-74
1/18/08	A	W	74-62
2/8/08	H	W	86-80
1/30/09	A	L	81-89
2/12/09	H	W	94-78
1/11/10	A	W	61-60
2/8/10	H	L	68-82
1/21/11	A	W	77-75 OT
2/13/11	H	L	57-60
1/16/12	H	W	68-61
2/16/12	A	W	73-56
3/2/12	N7	W	70-58
12/6/12	H	W	79-55
2/17/13	A	W	73-44
2/12/14	A	L	72-86
11/29/18	A	W	60-59

1-Virginia Invitational at Charlottesville, Va.; 2-ACC Tournament at Clemson, S.C.; 3-ACC Tournament at Raleigh, N.C.; 4-ACC Tournament at Fayetteville, N.C.; 5-ACC Tournament at College Park, Md.; 6-ACC Tournament at Rock Hill, S.C.; 7-ACC Tournament at Greensboro, N.C.; 8-Big Ten/ACC Challenge

Virginia Commonwealth (VCU)

Maryland leads, 3-0
(2-0, 1-0, 0-0)

1/30/73	H	W	63-57
1/22/74	A	W	61-42
1/31/76	H	W	75-46

Virginia Tech

Maryland leads, 10-6
(4-4, 5-2, 1-0)

2/5/76	N1	W	64-51
11/15/94	H2	L	53-68
3/18/00	A3	W	68-60 OT
12/11/02	H	L	57-60
12/13/03	A	L	43-63
1/2/05	A	L	67-77
2/24/05	H	L	79-87
1/23/06	A	W	68-62
2/8/07	H	W	78-59
2/4/08	A	W	74-71 OT
1/18/09	H	W	96-79
1/28/10	A	W	60-44
2/24/11	H	W	61-48
1/26/12	H	L	69-75
1/13/13	A	W	74-45
3/2/14	H	W	87-48

1-Virginia Invitational at Charlottesville, Va.;
2-Preseason WNIT at College Park, Md.;
3-WNIT at Blacksburg, Va.

Wagner

Maryland leads, 4-0
(3-0, 0-0, 1-0)

12/1/84	N1	W	60-58
11/25/00	H1	W	89-44
11/16/14	H	W	97-24
11/5/19	H	W	119-56

1-St. Joseph's Tournament at Philadelphia, Pa.; 2-Terrapin Classic at College Park, Md.

Wake Forest

Maryland leads, 57-12
(25-7, 23-4, 8-1)

2/10/77	N1	W	90-46
2/3/78	H	W	91-54
1/27/79	A	W	96-60
1/23/80	H	W	117-53
2/8/80	H2	W	100-49
1/19/81	A	W	91-60
2/6/82	H	W	75-55
2/13/84	A	W	78-56
12/3/84	H	W	79-53
3/2/84	N3	W	68-50
1/18/85	H	W	76-65
2/3/85	A	W	74-57
1/11/86	H	W	76-65
2/4/86	A	L	55-60
1/19/87	A	W	78-77
2/10/87	H	W	82-59
1/30/88	H	W	88-80
2/27/88	A	W	80-64
3/6/88	N3	W	71-57

1/16/89	A	W	84-68
2/25/89	H	W	86-70
1/20/90	H	L	52-63
2/16/90	A	W	85-84 OT
3/3/90	N3	W	87-68
1/8/91	A	W	68-63
2/23/91	H	W	74-60
1/11/92	A	W	73-47
2/29/92	H	W	66-47
2/1/93	A	L	65-67
2/27/93	H	W	80-65
1/15/94	A	W	84-67
2/26/94	H	L	64-69
2/1/95	A	L	63-73
2/27/93	H	W	80-65
1/15/94	A	W	84-67
2/26/94	H	L	64-69
2/1/95	A	L	63-73
2/13/95	H	L	61-69 OT
1/31/96	H	L	57-72
2/13/96	A	W	60-49
1/26/97	A	W	69-60
2/12/97	H	W	74-49
1/4/98	H	W	61-59
2/4/98	A	W	56-52 OT
12/13/98	H	L	47-65
2/6/99	A	W	68-66
2/26/99	N4	L	66-83
1/19/00	A	W	73-61
2/20/00	H	L	54-57
1/18/01	H	W	71-61
2/19/01	A	W	69-53
1/24/02	H	W	57-46
2/24/02	A	L	47-65
3/1/02	N5	W	72-66
1/12/03	A	W	75-73
2/13/03	H	L	75-79
1/9/04	A	W	75-58
2/9/04	H	W	73-56
2/10/05	H	W	77-67
1/29/06	A	W	79-70 OT
1/21/07	H	W	83-60
1/3/08	A	W	83-49
1/8/09	H	W	92-65
3/6/09	N5	W	72-70
2/11/10	A	W	70-65
1/28/11	H	W	75-44
1/19/12	H	W	86-58
3/3/12	N5	W	73-58
2/8/13	A	W	73-63
3/3/13	H	W	88-61
3/8/13	N5	W	92-81 OT
1/9/14	H	W	76-49

1-Virginia Invitational at Charlottesville, Va.;
2-ACC Tournament at College Park, Md.;
3-ACC Tournament at Fayetteville, N.C.;
4-ACC Tournament at Charlotte, N.C.;
5-ACC Tournament at Greensboro, N.C.

Washington

Maryland trails, 1-3
(0-2, 1-0, 0-1)

12/1/90	N1	L	74-78
12/29/93	H2	L	55-56
3/21/16	H3	L	65-74
2/9/25	A		

ALL-TIME COACHES POLL HISTORY

Year	J23	J29	F5	F12	F19	F26	M5	M12	M19												
1984-85																					
1985-86	PS	D3	D10	D17	D24	D31	J7	J14	J21	J28	F4	F11	F18	F25	M4	M11	M18				
1986-87	N24	D2	D9	D16	D23	D30	J6	J13	J20	J27	F3	F10	F17	F24	M3	M10	M17				
1987-88	N23	D1	D8	D15	D22	D29	J5	J12	J19	J26	F2	F9	F16	F23	M1	M8	M13	M22			
1988-89	N18	D6	D13	D20	D27	J3	J10	J17	J24	J31	F7	F14	F21	F28	M7	M14	M19				
1989-90	N20	N28	D5	D12	D19	D26	J3	J10	J17	J24	J31	F7	F14	F21	F28	M7	M14	M21			
1990-91	N14	N28	D5	D11	D18	D26	J3	J8	J15	J22	J29	F5	F12	F19	F26	M5	M14	A1			
1991-92	N19	D3	D10	D17	D24	D31	J7	J14	J21	J28	F4	F11	F18	F25	M3	M10	M17	A6			
1992-93	N9	D8	D15	D22	D29	J5	J12	J19	J26	F2	F9	F16	F22	M1	M9	M16	A5				
1993-94	N15	N29	D6	D13	D21	D27	J3	J11	J17	J24	J31	F8	F15	F21	M1	M8	M15	A4			
1994-95	PS	N28	D6	D13	D20	D27	J3	J10	J17	J24	J31	F7	F14	F21	F28	M7	A5				
1995-96	PS	N21	N28	D5	D12	D19	D26	J3	J9	J16	J23	J30	F6	F13	F20	F27	M4	M11	F		
1996-97	PS	N18	N25	D2	D9	D16	D23	D30	J6	J13	J20	J27	F3	F10	F17	F24	M3	M10	F		
1997-98	PS	N25	D2	D9	D16	D23	D30	J6	J13	J20	J27	F2	F9	F16	F23	M2	M9	M31			
1998-99	PS	N23	N30	D7	D14	D21	D28	J4	J11	J18	J25	F1	F8	F15	F22	M1	M8	M30			
1999-00	PS	N22	N29	D6	D13	D20	D27	J3	J10	J17	J24	J31	F7	F14	F21	F28	M6	M13	F		
2000-01	PS	N20	N27	D4	D11	D18	D26	J1	J8	J15	J22	J29	F5	F12	F19	F26	M5	M12	F		
2001-02	PS	N12	N19	N26	D3	D10	D17	D24	D31	J7	J14	J21	J28	F4	F11	F18	F25	M4	M11	F	
2002-03	PS	N18	N25	D2	D9	D16	D23	D30	J6	J13	J20	J27	F3	F10	F17	F24	M3	M10	M17	F	
2003-04	PS	N17	N24	D1	D8	D15	D22	D29	J5	J12	J19	J26	F2	F9	F16	F23	M1	M8	M15	F	
2004-05	PS	N15	N22	N29	D7	D14	D21	D28	J3	J10	J17	J24	J31	F7	F14	F21	F28	M7	M14	F	
2005-06	PS	N15	N22	N29	D6	D13	D20	D27	J3	J10	J17	J24	J31	F7	F14	F21	F28	M7	M14	F	
2006-07	N6	N13	N20	N28	D4	D11	D18	D26	J2	J8	J16	J23	J30	F5	F13	F21	F26	M5	M12	F	
2007-08	PS	N13	N20	N27	D4	D11	D18	D26	J1	J8	J15	J22	J29	F5	F12	F19	F26	M4	M11	M17	F
2008-09	PS	N18	N25	D2	D9	D16	D23	D30	J6	J13	J20	J27	F3	F10	F17	F24	M3	M10	F		
2009-10	PS	N16	N23	N30	D8	D15	D22	D29	J5	J12	J19	J26	F2	F9	F16	F23	M1	M8	M15	F	
2010-11	PS	N16	N22	N30	D7	D14	D21	D28	J4	J11	J18	J25	F1	F8	F15	F22	M1	M7	F		
2011-12	PS	N15	N22	N29	D6	D13	D20	D27	J3	J10	J17	J24	J31	F7	F14	F21	F28	M5	F		
2012-13	PS	N12	N19	N26	D3	D10	D17	D24	D31	J7	J14	J21	J28	F4	F11	F18	F25	M4	M11	M18	F
2013-14	PS	N11	N18	N25	D2	D9	D16	D23	D30	J6	J13	J20	J27	F3	F10	F17	F24	M3	M10	M17	F
2014-15	PS	N18	N25	D2	D9	D16	D23	D30	J6	J13	J20	J27	F3	F10	F17	F24	M3	M10	M17	F	
2015-16	PS	N17	N24	D1	D8	D15	D22	D29	J5	J12	J19	J26	F2	F9	F16	F23	M1	M7	M14	F	
2016-17	PS	N15	N22	N29	D6	D13	D20	D27	J3	J10	J17	J24	J31	F7	F14	F21	F28	M7	M13	F	
2017-18	PS	N21	N28	D5	D12	D19	D26	J2	J9	J16	J23	J30	F6	F13	F20	F27	M6	M12	F		
2018-19	PS	N20	N27	D4	D11	D18	D25	D32	J1	J8	J15	J22	J29	F5	F12	F19	F26	M5	M12	M19	F
2019-20	PS	N19	N26	D3	D10	D17	D24	D31	J7	J14	J21	J28	F4	F11	F18	F25	M3	F			
2020-21	PS	D8	D15	D22	D29	J5	J12	J19	J26	F2	F9	F16	F23	M2	M9	M16					
2021-22	PS	N23	N30	D7	D14	D21	D28	J4	J11	J18	J25	F1	F8	F15	F22	M1	M8	M14	F		
2022-23	PS	N15	N22	N29	D6	D13	D20	D27	J3	J10	J17	J24	J31	F7	F14	F21	F28	M7	M14	F	
2023-24	PS	N14	N21	N28	D5	D12	D19	D26	J2	J9	J16	J23	J30	F6	F13	D20	F26	M5	M12	M19	
2024-25	PS	N12	N19	N26	D3	D10	D17	D24	D31	J7	J14	J21	J28	F4	F11	F18	F25	M4	M11	A7	

Coaches Poll History

Poll Debut: March 11, 1985 (No. 23)
 Total Polls All-Time: 499
 Most Consecutive Polls: 250 (Dec. 7, 2010 thru Nov. 21, 2023)
 Current Consecutive Polls: 20 (preseason 2024-25 thru present)
 Total Years In The Coaches Poll: 31
 Most Consecutive Years: 21 (2004-05 thru present)
 Current Consecutive Years: 21
 Total Appearances In Coaches Final Poll: 23
 Total Top 10 Rankings In Coaches Final Poll: 15
 Highest Ranking In Coaches Final Poll: No. 1 (2006)
 Total Polls In Coaches Top 10: 210
 Most Consecutive Polls In Coaches Top 10: 54 Dec. 23, 2014 thru final poll of 2016-17 season)
 Total Polls In Coaches Top 5: 121
 Most Consecutive Polls In Coaches Top 5: 19 (twice, Feb. 14, 2006 thru Jan. 30, 2007; preseason 2016 thru March 13, 2017)
 Total Top 10 Listings—
 #10 #9 #8 #7 #6 #5 #4 #3 #2 #1
 26 24 29 31 21 28 24 28 16 11

HISTORY VS. RANKED TEAMS

Rankings are Associated Press rankings.

1976-77

Record vs. Ranked Teams: 1-5

Date	Opponent	MD Rank	Results
J27	#11 St. Joseph's	12	L, 78-87
F12	vs. #8 NC State ¹	13	L, 64-69
F26	at #2 Immaculata	13	L, 53-63
M2	#9 NC State	13	W, 73-65
M11	vs. #2 Immaculata ²	13	L, 67-73
M12	vs. #3 Montclair State ²	13	L, 73-75

1-Virginia Invitational at Charlottesville, Va.
2-EAIAW Regional Tournament at Philadelphia, Pa.

1977-78

Record vs. Ranked Teams: 7-4

Date	Opponent	MD Rank	Results
J4	#7 UCLA	10	W, 92-88
J11	#16 Kansas	7	W, 91-82
J17	#15 Penn State	7	W, 103-86
J28	at #2 NC State •	8	L, 78-90
F11	vs. #2 NC State ¹	7	W, 89-82
F14	at #10 St. Joseph's	7	L, 86-88
M11	vs. #10 Montclair State ²	4	L, 74-91
M17	vs. #1 Tennessee ³	6	W, 75-69
M18	vs. #18 Southern Conn. ³	6	W, 93-53
M23	vs. #2 Wayland Baptist ⁴	6	W, 90-85
M25	vs. #5 UCLA ⁴	6	L, 74-90

1-ACC Tournament at Charlottesville, Va.
2-EAIAW Regional Tournament at West Chester, Pa.
3-AIAW Regionals at Cleveland, Miss.
4-AIAW Final Four at Los Angeles, Calif.

1978-79

Record vs. Ranked Teams: 7-6

Date	Opponent	MD Rank	Results
D8	vs. #3 NC State ¹	2	W, 83-76
D28	vs. #5 Tennessee ²	4	W, 85-79
D29	vs. #3 UCLA ²	4	W, 71-56
J6	vs. #6 LSU ³	3	W, 77-74
J8	#2 Stephen F. Austin	3	L, 52-60
J16	#7 NC State •	3	L, 52-53
F1	#11 Rutgers	5	L, 76-85
F5	at #12 Penn State	5	L, 66-87
F10	at #5 NC State ⁴	7	W, 75-73
M9	vs. #5 Cheyney State ⁶	6	W, 60-57
M10	vs. #7 Rutgers ⁵	6	L, 75-80
M16	vs. #11 Valdosta State ⁷	7	W, 73-66
M17	vs. #1 Old Dominion ⁷	7	L, 51-69

1-UNLV Nike Tournament at Las Vegas, Nev.
2-Orange Bowl Classic at Miami, Fla.
3-Madison Square Garden at New York, N.Y.
4-ACC Tournament at Raleigh, N.C.
5-EAIAW Regional Tournament at College Park, Md.
6-EAIAW Regional Tournament at Towson, Md.
7-AIAW National Tournament at Cookeville, Tenn.

1979-80

Record vs. Ranked Teams: 7-7

Date	Opponent	MD Rank	Results
D22	vs. #1 Old Dominion ¹	9	L, 58-66
D23	vs. #7 Rutgers ¹	9	W, 78-77
J7	at #1 Louisiana Tech	7	L, 71-104
J9	at #2 Stephen F. Austin	12	L, 79-90
J16	#16 Clemson •	15	W, 85-69
J19	at #7 NC State •	15	L, 66-69
J30	#11 Cheyney State	14	W, 66-62
F2	at #8 Rutgers	14	L, 77-85
F9	#16 Clemson ²	14	W, 92-61
F10	#9 NC State ²	14	L, 75-85
M7	#10 Cheyney State ³	9	W, 59-58
M8	#6 Rutgers ³	9	W, 79-70
M15	vs. #5 Texas ⁴	9	W, 68-63
M18	at #2 Tennessee ⁵	6	L, 76-93

1-Manufacturers Hanover Christmas Classic at New York, N.Y.
2-ACC Tournament at College Park, Md.
3-EAIAW Regional Tournament at College Park, Md.
4-AIAW National Tournament at Catonsville, Texas
5-AIAW National Tournament at Knoxville, Tenn.

1980-81

Record vs. Ranked Teams: 7-8

Date	Opponent	MD Rank	Results
D13	at #19 Clemson •	16	L, 61-64
D20	at West Virginia	18	W, 79-67
J4	#2 Old Dominion	17	L, 72-75

J15	#7 Tennessee	14	LOT, 91-93
J17	#4 Long Beach State	14	L, 76-85
J24	#12 NC State •	14	W, 80-60
J28	at #17 Virginia •	11	L, 57-71
J31	#2 Rutgers	11	W, 80-69
F13	vs. #16 Virginia ¹	12	W, 50-47
F14	vs. #13 NC State ¹	12	W, 64-63
F28	at #7 Cheyney State	13	L, 69-71
M14	vs. #5 Rutgers ²	13	W, 72-69
M15	vs. #5 Cheyney State ²	9	L, 56-64
M21	vs. #11 Kentucky ³	9	W, 83-82
M24	at #2 Tennessee ³	9	L, 67-79

1-ACC Tournament at Clemson, S.C.
2-EAIAW Regional Tournament at Philadelphia, Pa.
3-AIAW First and Second Rounds at Knoxville, Tenn.

1981-82

Record vs. Ranked Teams: 4-6

Date	Opponent	MD Rank	Results
D12	at #2 Old Dominion	8	L, 46-77
J30	at #3 Rutgers	6	W, 69-66
F1	#1 Louisiana Tech	5	L, 56-73
F10	#4 Cheyney State	5	L, 51-67
F13	at #8 NC State •	5	L, 65-71
F20	at #13 Tennessee	9	L, 62-70
F27	at #9 NC State ¹	11	W, 79-64
M19	vs. #20 Missouri ²	7	W, 80-68
M21	vs. #19 Drake ²	7	W, 89-78
M26	vs. #2 Cheyney State ³	7	L, 66-76

1-ACC Tournament at Raleigh, N.C.
2-NCAA Regionals at Stanford, Calif.
3-NCAA Final Four at Norfolk, Va.

1982-83

Record vs. Ranked Teams: 5-4

Date	Opponent	MD Rank	Results
N27	at #18 Drake ¹	6	W, 89-70
J26	#16 Rutgers	3	W, 83-66
J29	#20 NC State •	3	L, 71-76
F9	#7 Old Dominion	8	W, 82-66
F19	at #18 NC State •	6	L, 67-71
F27	at #5 Cheyney State	7	L, 59-70
M5	vs. #18 North Carolina ²	7	W, 88-69
M6	vs. #16 NC State ²	6	W, 84-81
M24	vs. #4 Old Dominion ³	6	L, 57-74

1-Drake Harvest Classic at Des Moines, Iowa
2-ACC Tournament at Fayetteville, N.C.
3-NCAA Regionals at State College, Pa.

1983-84

Record vs. Ranked Teams: 3-8

Date	Opponent	MD Rank	Results
N26	vs. #1 USC ¹	8	L, 68-86
J14	at #17 Clemson •	13	L, 63-70
J28	at #20 NC State •	14	L, 74-82
J31	at #17 Virginia •	16	L, 61-77
F4	#15 North Carolina •	16	W, 57-52
F11	at #5 Old Dominion	17	L, 64-81
F15	#11 Virginia •	19	W, 82-51
F18	#13 NC State •	19	W, 84-77
F25	#12 Cheyney State	13	L, 76-83
M3	vs. #16 NC State ²	13	L, 72-76
M12	at #9 Cheyney State ³	17	L, 64-92

1-Notre Dame Tournament at South Bend, Ind.
2-ACC Tournament at Fayetteville, N.C.
3-NCAA First Round at Cheyney, Pa.

1984-85

Record vs. Ranked Teams: 0-7

Date	Opponent	MD Rank	Results
D28	vs. #2 Texas ¹	L, 40-69	
J23	at #12 Penn State	L, 60-84	
J30	#15 Virginia •	L, 50-63	
F9	#3 Old Dominion	L, 60-73	
F13	at #17 Virginia •	L, 61-65	
F16	at #15 NC State •	L, 67-73	
M1	vs. #20 Virginia ²	L, 53-64	

1-USC Tournament at Los Angeles, Calif.
2-ACC Tournament at Fayetteville, N.C.

1985-86

Record vs. Ranked Teams: 3-10

Date	Opponent	MD Rank	Results
N30	#7 USC ¹	L, 54-76	
D14	at #17 Old Dominion	L, 57-73	
J4	at #17 North Carolina •	L, 76-89	

J9	#16 Penn State	L, 53-58
J21	at #12 Rutgers	L, 65-77
J25	at #19 NC State •	L, 55-71
J28	at #3 Virginia •	L, 47-73
F1	#16 North Carolina •	L, 59-65
F8	#3 Virginia •	L, 75-80
F22	at #18 Duke •	W, 72-67
M2	vs. #3 Virginia ²	W, 92-68
M3	vs. #17 North Carolina ²	W, 90-74
M16	at #12 Ohio State ³	L, 71-87

1-Maryland Invitational at College Park, Md.
2-ACC Tournament at Fayetteville, N.C.
3-NCAA First Round at Columbus, Ohio

1986-87

Record vs. Ranked Teams: 0-9

Date	Opponent	MD Rank	Results
D7	at #9 Georgia	16	L, 49-65
J3	vs. #8 LSU ¹	13	L, 57-67
J14	at #13 Penn State	L, 72-73	
J24	#14 NC State •	L, 78-80	
J28	#6 Virginia •	L, 61-63	
F4	#3 Rutgers	L, 76-84	
F14	at #14 NC State •	L, 64-52	
F19	at #7 Virginia •	L, 61-71	
M1	vs. #9 Virginia ²	L, 59-76	

1-Miami Tournament at Miami (Fla.)
2-ACC Tournament at Fayetteville, N.C.

1987-88

Record vs. Ranked Teams: 7-5

Date	Opponent	MD Rank	Results
D15	#12 Georgia	20	W, 66-48
D28	vs. #8 Rutgers ¹	16	L, 76-79
D29	vs. #20 Illinois ¹	16	W, 85-65
D30	vs. #2 Auburn ¹	16	L, 57-76
J9	#9 Duke •	15	W, 83-73
J12	at #7 Virginia •	14	L, 66-84
J27	at #14 Rutgers	12	L, 83-85
J30	#18 Wake Forest •	12	W, 88-80
F3	#6 Virginia •	12	W, 83-79
M7	vs. #7 Virginia ²	10	W, 76-70
M24	vs. #6 Ohio State ³	9	W, 81-66
M26	vs. #3 Auburn ³	9	L, 74-104

1-Burger King Classic at Miami, Fla.
2-ACC Tournament at Fayetteville, N.C.
3-NCAA Regionals at Athens, Ga.

1988-89

Record vs. Ranked Teams: 9-2

Date	Opponent	MD Rank	Results
N27	at #7 Auburn ¹	10	L, 63-75
D27	at #7 Long Beach State	8	W, 76-72
J24	#15 Virginia •	7	W, 83-76
J28	#13 NC State •	7	W, 76-66
F11	at #12 NC State •	6	W, 83-62
F15	at #14 Virginia •	6	WOT, 104-99
M5	vs. #20 Virginia ²	5	W, 89-66
M6	vs. #13 NC State ²	5	W, 73-57
M23	vs. #11 Stephen F. Austin ³	5	W, 89-54
M25	at #16 Texas ³	5	W, 79-71
M31	vs. #4 Tennessee ⁴	5	L, 65-77

1-Auburn Dial Classic at Auburn, Ala.
2-ACC Tournament at Fayetteville, Ala.
3-NCAA Regionals at Austin, Texas
4-NCAA Final Four at Tacoma, Wash.

1989-90

Record vs. Ranked Teams: 4-7

Date	Opponent	MD Rank	Results
N25	vs. #9 Long Beach State ¹	17	L, 68-84
D2	at #16 Old Dominion	18	W, 73-69
D6	#1 Tennessee	14	L, 69-77
D29	#6 Long Beach State ²	14	W, 65-50
J7	at #6 NC State •	12	L, 76-77
J10	at #12 Virginia •	14	L, 79-82
J23	#22 Penn State	23	W, 85-60
F10	#11 NC State •	L, 69-83	
F21	#10 Virginia •	W, 63-60	
M4	vs. #9 NC State ³	L, 57-66	
M18	at #18 Providence ⁴	L, 75-77	

1-McCall Pattern Classic at Manhattan, Kan.
2-Maryland Invitational at College Park, Md.
3-ACC Tournament at Fayetteville, N.C.
4-NCAA Regionals at Providence, R.I.

HISTORY VS. RANKED TEAMS

1990-91

Record vs. Ranked Teams: 3-9

Date	Opponent	MD Rank	Results
D1	vs. #13 Washington ¹	18	L, 74-78
D9	at #6 Tennessee	23	L, 71-82
D28	vs. #6 Georgia ²		L, 73-91
D29	vs. #9 Arkansas ²		L, 68-79
J11	at #12 Clemson •		W, 71-68
J16	at #1 Virginia •		L, 59-76
J26	#3 NC State •		W, 81-80
J29	#2 Penn State	24	L, 70-75
F9	at #6 NC State •		W, 86-85
F14	#23 Clemson •		L, 63-74
F20	#1 Virginia •		L, 74-111
M3	vs. #7 NC State ³		L, 75-82

1-Northern Illinois Fastbreak Fest at DeKalb, Ill.

2-Bell Atlantic Holiday Tournament at Rutgers, N.J.

3-ACC Tournament at Fayetteville, N.C.

1991-92

Record vs. Ranked Teams: 4-3

Date	Opponent	MD Rank	Results
D5	at #7 Penn State	9	W, 85-58
D30	vs. #18 Auburn ¹	5	L, 60-69
J15	at #1 Virginia •	3	W, 67-65
F8	at #21 North Carolina •	1	W, 92-78
F11	#2 Virginia •	1	L, 74-75
M26	at #11 Purdue ²	8	W, 64-58
M28	vs. #15 Western Kentucky ²	8	L, 70-75

1-Hilton Head Shootout at Hilton Head, S.C.

2-NCAA Regionals at West Lafayette, Ind.

1992-93

Record vs. Ranked Teams: 8-4

Date	Opponent	MD Rank	Results
D6	#7 Iowa	4	L, 50-53
D30	#1 Tennessee ¹	6	W, 77-72
J2	vs. #8 Purdue ²	6	W, 73-69
J6	at #19 Clemson •	3	W, 64-60
J14	at #23 Georgia Tech •	3	W, 77-66
J20	#10 Virginia •	5	W, 70-66
J23	at #20 North Carolina •	5	L, 80-85
F18	#20 Clemson •	12	W, 81-73
F20	#14 North Carolina •	12	W, 73-52
F23	at #11 Virginia •	12	L, 73-87
M7	#18 North Carolina ³	12	W, 75-61
M8	#10 Virginia ³	12	L 3OT 103-106

1-Maryland Invitational at College Park, Md.

2-ACC/Big Ten Challenge at Columbus, Ohio

3-ACC Tournament at College Park, Md.

1993-94

Record vs. Ranked Teams: 1-7

Date	Opponent	MD Rank	Results
D4	vs. #13 USC ¹	24	L, 85-92
D12	at #1 Tennessee	23	L, 48-64
J18	at #12 Virginia •		L, 56-68
J24	#7 North Carolina •		L, 67-79
F8	#17 Rutgers		W, 64-55
F20	at #5 North Carolina •		L, 76-106
F23	#9 Virginia •		L 2OT 82-85

M6 vs. #8 Virginia²

1-Richmond Fidelity Classic at Richmond, Va.

2-ACC Tournament at Rock Hill, S.C.

1994-95

Record vs. Ranked Teams: 0-7

Date	Opponent	MD Rank	Results
D4	#1 Tennessee		L, 29-95
J22	at #3 North Carolina •		L, 67-88
J25	#12 Virginia •		L, 48-82
F7	at #21 Duke •		L, 63-67
F21	#12 North Carolina •		L, 70-86
F26	at #6 Virginia •		L, 41-56
M3	vs. #6 Virginia ¹		L, 46-68

1-ACC Tournament at Rock Hill, S.C.

1995-96

Record vs. Ranked Teams: 2-8

Date	Opponent	MD Rank	Results
D9	#6 Penn State ¹		L, 66-83

J2	#14 NC State •		L, 57-98
J11	at #16 Duke •		L, 53-57
J24	at #7 Virginia •		L, 46-75
J27	at #14 NC State •		L, 53-76
F5	#14 Duke •		W, 63-52
F7	at #18 Clemson •		L, 53-70
F10	#18 Clemson •		W, 74-72
F24	#9 Virginia •		L, 53-77
M1	vs. #19 NC State ²		L, 61-63

1-Dial Soap Classic at College Park, Md.

2-ACC Tournament at Rock Hill, S.C.

1996-97

Record vs. Ranked Teams: 4-6

Date	Opponent	MD Rank	Results
N22	at #16 Penn State		L, 65-67
D7	#20 Clemson •		W, 72-53
J9	at #13 Virginia •		L, 42-60
J12	#14 Duke •		W, 68-64
J18	#15 NC State •		W, 54-51
F3	#10 Virginia •		L, 49-73
F7	at #5 North Carolina •		L, 63-73
F9	at #20 Duke •		L, 57-66
F22	at #21 Clemson •		W, 70-64
F28	vs. #25 Duke ¹		L OT, 52-60

1-ACC Tournament at Charlotte, N.C.

1997-98

Record vs. Ranked Teams: 3-8

Date	Opponent	MD Rank	Results
D22	at #23 Duke •		L, 48-65
J8	at #9 Virginia •		L, 60-86
J15	#10 NC State •		L, 56-64
J18	#7 North Carolina •	W, 84-62	
J30	#13 Duke •		W, 54-53
F9	#12 Virginia •		L, 45-47
F12	#21 Clemson •		L OT, 70-74
F16	at #10 NC State •		L, 53-75
F20	at #7 North Carolina •		L, 52-71
F27	vs. #9 NC State ¹		W, 61-48
F28	vs. #16 Clemson ¹		L, 44-63

1-ACC Tournament at Charlotte, N.C.

1998-99

Record vs. Ranked Teams: 0-10

Date	Opponent	MD Rank	Results
D5	at #25 Clemson •		L, 48-89
D10	at #20 Penn State		L, 44-79
D22	#15 Rutgers		L, 61-81
J2	#17 Duke •		L, 61-90
J8	at #22 Virginia •		L, 63-69
J10	at #6 North Carolina •		L, 58-87
J28	#15 Clemson •		L, 45-55
F1	at #9 Duke •		L, 54-72
F8	#18 Virginia •		L, 55-69
F11	#14 North Carolina •		L, 63-78

1999-00

Record vs. Ranked Teams: 2-5

Date	Opponent	MD Rank	Results
N23	#9 Penn State		L, 60-91
D2	#9 North Carolina •		L, 79-92
J3	#14 Duke •		L, 61-79
J9	at #3 NC State •		L, 52-71
F3	at #12 Duke •		W, 63-62
F10	#11 NC State •		L, 66-74
F24	#16 Virginia •		W, 76-71

2000-01

Record vs. Ranked Teams: 4-4

Date	Opponent	MD Rank	Results
D5	at #13 Penn State		L, 86-95
J2	#18 Clemson •		WOT, 85-73
J14	#5 Duke •		L, 64-75
J25	at #22 NC State •		W, 57-56
F1	at #17 Clemson •		W, 68-62
F15	at #4 Duke •		L, 54-75
F25	#17 NC State •		W, 75-54
M3	vs. #21 NC State ¹		L, 61-74

1-ACC Tournament at Greensboro, N.C.

2001-02

Record vs. Ranked Teams: 0-6

Date	Opponent	MD Rank	Results
D8	#22 Penn State		L, 65-67
D30	at #20 North Carolina •		L, 56-85

J2	at #11 Duke •		L, 74-90
J31	#24 North Carolina •		L, 57-68
F2	#5 Duke •		L, 55-66
M2	vs. #19 North Carolina ¹		L, 53-78

1-ACC Tournament at Greensboro, N.C.

2002-03

Record vs. Ranked Teams: 0-5

Date	Opponent	MD Rank	Results
D4	at #11 Penn State		L, 74-101
J23	at #1 Duke •		L, 52-101
J27	#7 North Carolina •		L, 82-83
F24	#2 Duke •		L, 55-97
F27	at #8 North Carolina •		L, 77-94

2003-04

Record vs. Ranked Teams: 0-9

Date	Opponent	MD Rank	Results
D3	#8 Penn State		L, 65-82
D13	at #20 Virginia Tech		L, 43-63
D28	vs. #3 Texas Tech ¹		L, 53-65
J19	#13 North Carolina •		L, 59-72
J22	at #1 Duke •		L, 48-78
F19	at #16 North Carolina •		L, 64-79
F22	#4 Duke •		L, 59-72
M7	vs. #2 Duke ²		L, 63-70
M23	at #19 LSU ³		L, 61-76

1-Surf-N-Slam Tournament at San Diego, Calif.

2-ACC Tournament at Greensboro, N.C.

3-NCAA First and Second Rounds at Baton Rouge, La.

2004-05

Record vs. Ranked Teams: 3-5

Date	Opponent	MD Rank	Results
N26	vs. #2 LSU ¹	22	L, 51-64
J9	#5 North Carolina •	21	W, 92-77
J27	at #1 Duke •	20	L, 57-60
F13	#3 Duke •	19	L, 49-60
M5	vs. #19 NC State ²	25	W, 63-56
M6	vs. #6 Duke ²	25	L, 44-74
M20	#24 UW-Green Bay ³		W, 65-55
M22	#8 Ohio State ³		L, 65-75

1-Coors Classic at Boulder, Colo.

2-ACC Tournament at Greensboro, N.C.

3-NCAA First and Second Rounds at College Park, Md.

2005-06

Record vs. Ranked Teams: 10-4

Date	Opponent	MD Rank	Results
N25	vs. #9 Michigan State ¹	10	W, 75-61
N26	vs. #2 Tennessee ¹	10	L, 75-80
J5	at #19 Boston College •	6	WOT, 67-64
J8	#2 Duke •	6	L, 68-86
J23	at #25 Virginia Tech •	6	W, 68-62
F9	at #1 North Carolina •	6	WOT, 98-95
F13	at #1 Duke •	4	L, 80-90
F16	#18 Boston College •	4	W, 86-59
M4	vs. #2 Duke ²	4	W, 78-70
M5	vs. #1 North Carolina ²	4	L, 80-91
M25	vs. #10 Baylor ³	3	W, 82-63
M27	vs. #18 Utah ³	3	WOT, 75-65
A2	vs. #1 North Carolina ⁴	3	W, 81-70
A4	vs. #4 Duke ⁴	3	WOT, 78-75

1-Paradise Jam at St. Thomas, V.I.

2-ACC Tournament at Greensboro, N.C.

3-NCAA Regionals at Albuquerque, N.M.

4-NCAA Final Four at Boston, Mass.

2006-07

Record vs. Ranked Teams: 1-4

Date	Opponent	MD Rank	Results
J6	#19 Michigan State	1	W, 97-57
J13	at #3 Duke •	1	L, 62-81
J28	#2 North Carolina •	3	L, 71-84
F18	#1 Duke •	6	L, 57-69
M3	vs. #4 North Carolina ¹	6	L, 72-78

1-ACC Tournament at Greensboro, N.C.

2007-08

Record vs. Ranked Teams: 7-4

Date	Opponent	MD Rank	Results
N11	vs. #6 Oklahoma ²	4	W, 76-66
N16	#23 Notre Dame ¹	3	W, 75-59
N18	#4 LSU ¹	3	W, 75-62
N30	#19 Ohio State ³	3	W, 77-53
D3	at #4 Rutgers ⁴	3	L, 60-68

HISTORY VS. RANKED TEAMS

J14	#10 Duke •	4	W, 85-70
J26	at #3 North Carolina	4	L 2OT 86-97
F17	at #12 Duke •	4	W, 76-69
M8	vs. #12 Duke ⁵	5	L, 63-74
M29	vs. #21 Vanderbilt ⁶	5	W, 80-66
M31	vs. #4 Stanford ⁶	5	L, 87-98

1-Preseason WNIT at College Park, Md.

2-State Farm Tip-Off Classic at Chapel Hill, N.C.

3-Big Ten/ACC Challenge at College Park, Md.

4-Jimmy V Classic at Piscataway, N.J.

5-ACC Tournament at Greensboro, N.C.

6-NCAA Regionals at Spokane, Wash.

2008-09

Record vs. Ranked Teams: 8-4

Date	Opponent	MD Rank	Results
D4	at #17 Purdue ¹	8	W, 70-59
D7	at #24 Pittsburgh	8	L, 57-86
J12	at #4 Duke •	12	L, 65-68
J25	#2 North Carolina •	12	W, 77-71
J30	at #19 Virginia •	8	L, 81-89
F2	at #15 Florida State •	13	W, 72-71
F12	#17 Virginia •	11	W, 94-78
F22	#7 Duke •	9	W, 77-59
M7	vs. #11 North Carolina ²	4	W, 95-84
M8	vs. #8 Duke ²	4	WOT, 92-89
M28	vs. #14 Vanderbilt ³	3	W, 78-74
M30	vs. #7 Louisville ³	3	L, 60-77

1-Big Ten/ACC Challenge at West Lafayette, Ind.

2-ACC Tournament at Greensboro, N.C.

3-NCAA Regionals at Raleigh, N.C.

2009-10

Record vs. Ranked Teams: 1-7

Date	Opponent	MD Rank	Results
N22	at #25 Mississippi State		L, 55-84
J11	at #23 Virginia •		W, 61-60
J17	at #10 North Carolina •		L, 64-75
J24	#6 Duke •		L, 57-58
F5	#21 Georgia Tech •		L, 60-61
F21	at #8 Duke •		L, 59-71
F28	#9 Florida State •		L, 61-94
M5	vs. #9 Duke ¹		L, 64-66

1-ACC Tournament at Greensboro, N.C.

2010-11

Record vs. Ranked Teams: 4-5

Date	Opponent	MD Rank	Results
N16	at #13 Georgetown	21	L, 45-53
D29	#17 St. John's ¹	18	W, 66-60
J6	at #3 Duke •	14	L, 64-71
J23	#10 North Carolina •	15	W, 88-65
F3	at #25 Georgia Tech •	12	W, 56-53
F10	at #20 Miami •	12	L, 75-83
F17	#7 Duke •	16	W, 69-47
F20	at #15 Florida State •	16	L, 66-72
M22	#23 Georgetown ²	16	L, 57-79

1-Terrapin Classic at College Park, Md.

2-NCAA First and Second Rounds at College Park, Md.

2011-12

Record vs. Ranked Teams: 8-4

Date	Opponent	MD Rank	Results
N13	#10 Georgetown	11	W, 72-53
D29	#19 Delaware ¹	5	W, 85-76
J8	at #25 North Carolina •	5	WOT, 78-72
J12	at #13 Miami (Fla.) •	5	L, 63-75
J22	at #5 Duke •	8	L, 72-80
F6	at #22 Georgia Tech •	8	W, 64-56
F12	#6 Miami (Fla.) •	8	L, 74-76
F19	#5 Duke •	8	W, 63-61
M4	vs. #15 Georgia Tech ²	6	W, 68-65
M19	#19 Louisville ³	5	W, 72-68
M25	vs. #22 Texas A&M ⁴	5	W, 81-74
M27	vs. #4 Notre Dame ⁴	5	L, 49-80

1-Terrapin Classic at College Park, Md.

2-ACC Tournament at Greensboro, N.C.

3-NCAA First and Second Rounds at College Park, Md.

4-NCAA Regionals at Raleigh, N.C.

2012-13

Record vs. Ranked Teams: 4-6

Date	Opponent	MD Rank	Results
N28	at #21 Nebraska ¹	11	W, 90-71
D3	at #2 Connecticut ²	9	L, 48-63

J3	at #15 North Carolina •	8	L, 57-60
J6	#19 Florida State •	8	W, 71-64
J10	#24 Miami (Fla.) •	10	W, 84-62
J24	#11 North Carolina •	10	W, 85-59
F11	at #5 Duke •	7	L, 56-71
F24	#5 Duke •	8	L, 59-75
F28	at #24 Florida State	9	L, 71-72
M9	vs. #15 North Carolina ³	10	L, 65-72
M30	vs. #3 Connecticut ⁴	12	L, 56-70

1-Big Ten/ACC Challenge at Lincoln, Neb.

2-Jimmy V Classic at Hartford, Conn.

3-ACC Tournament at Greensboro, N.C.

4-NCAA Regionals at Bridgeport, Conn.

2013-14

Record vs. Ranked Teams: 3-6

Date	Opponent	MD Rank	Results
N15	#1 Connecticut	8	L, 55-72
J5	at #10 North Carolina •	8	W, 79-70
J27	#2 Notre Dame •	8	L, 83-87
J30	at #18 NC State •	8	L, 63-72
F17	at #7 Duke •	8	L, 63-84
M7	vs. #13 North Carolina ¹	8	L, 70-73
M30	vs. #3 Tennessee ²	11	W, 73-62
A1	at #4 Louisville ²	11	W, 76-73
A6	vs. #2 Notre Dame ³	11	L, 61-87

1-ACC Tournament at Greensboro, N.C.

2-NCAA Regionals at Louisville, Ky.

3-NCAA Final Four at Nashville, Tenn.

2014-15

Record vs. Ranked Teams: 11-2

Date	Opponent	MD Rank	Result
D3	at #2 Notre Dame ¹	15	L, 72-92
J3	at #12 Nebraska •	14	W, 75-47
J11	at #23 Minnesota •	12	W, 77-73
J15	at #24 Rutgers •	8	W, 71-59
F1	#20 Iowa •	5	W, 93-88
F8	#19 Nebraska •	5	W, 59-47
F10	#18 Rutgers •	5	W, 80-69
M1	at #25 Northwestern •	5	W, 69-48
M7	vs. #24 Northwestern ²	4	W, 74-63
M23	#13 Princeton ³	4	W, 85-70
M28	vs. #16 Duke ⁴	4	W, 65-55
M30	vs. #6 Tennessee ⁴	4	W, 58-48
A5	vs. #1 Connecticut ⁵	4	L, 58-81

1-ACC/Big Ten Challenge at Fort Wayne, Ind.

2-Big Ten Tournament at Hoffman Estates, Ill.

3-NCAA First and Second Rounds at College Park, Md.

4-NCAA Regionals at Spokane, Wash.

5-NCAA Final Four at Tampa, Fla.

2015-16

Record vs. Ranked Teams: 3-3

Date	Opponent	MD Rank	Results
D2	#20 Syracuse ¹	5	W, 82-64
D28	vs. #1 Connecticut ²	6	L, 73-83
J2	#9 Ohio State •	6	L, 71-80
F5	#17 Michigan State •	5	W, 85-76
F8	at #7 Ohio State •	5	L, 86-94
M6	vs. #19 Michigan State ³	5	W, 60-44

1-Big Ten/ACC Challenge at College Park, Md.

2-Maggie Dixon Classic at New York, N.Y. (Madison Square Garden)

3-Big Ten Tournament at Indianapolis, Ind.

2016-17

Record vs. Ranked Teams: 3-2

Date	Opponent	MD Rank	Results
N25	vs. #23 Arizona State ¹	6	W, 83-41
D1	at #7 Louisville ²	5	W, 78-72
D29	#1 Connecticut	4	L, 81-87
F20	at #12 Ohio State •	2	L, 87-98
M19	#22 West Virginia ³	4	W, 83-56

1-South Point Shootout at Las Vegas, Nev.

2-ACC/Big Ten Challenge at Louisville, Ky.

3-NCAA First and Second Rounds at College Park, Md.

2017-18

Record vs. Ranked Teams: 2-4

Date	Opponent	MD Rank	Results
N13	#4 South Carolina	15	L, 86-94
N19	at #1 Connecticut	15	L, 72-97
J4	#18 Iowa •	13	W, 80-64
J22	#12 Ohio State •	14	W, 99-69
M4	vs. #13 Ohio State ¹	17	L, 69-79

M18	at #21 NC State ²	16	L, 60-74
-----	------------------------------	----	----------

1-Big Ten Tournament at Indianapolis, Ind.

2-NCAA First and Second Rounds at Raleigh, N.C.

2018-19

Record vs. Ranked Teams: 2-4

Date	Opponent	MD Rank	Results
N18	at #10 South Carolina	9	W, 85-61
J17	at #17 Michigan State •	9	L, 60-77
F10	at #20 Rutgers •	10	W, 62-48
F17	at #14 Iowa •	7	L, 73-86
M10	vs. #10 Iowa ¹	8	L, 76-90
M25	#20 UCLA ²	9	L, 80-85

1-Big Ten Tournament at Indianapolis, Ind.

2-NCAA First and Second Rounds at College Park, Md.

2019-20

Record vs. Ranked Teams: 7-2

Date	Opponent	MD Rank	Results
N10	#8 South Carolina	4	L, 54-63
D6	at #13 NC State ¹	9	L, 59-66
D28	#23 Michigan •	12	W, 70-55
J12	at #24 Michigan •	17	W, 77-49
J20	#17 Indiana •	20	W, 76-62
J26	#22 Northwestern •	20	W, 70-61
F6	at #18 Indiana •	13	W, 79-69
F13	#19 Iowa •	10	W, 93-59
M7	#20 Indiana ²	6	W, 66-51

1-ACC/Big Ten Challenge at Raleigh, N.C.

2-Big Ten Tournament at Indianapolis, Ind.

2020 season ended after Big Ten Tournament due to NCAA Tournament cancellation for coronavirus pandemic.

2020-21

Record vs. Ranked Teams: 4-2

Date	Opponent	MD Rank	Results
N28	#24 Missouri State ¹	12	L, 72-81
N29	#14 Arkansas ¹	12	W, 115-96
J4	#19 Indiana •	12	W, 84-80
J7	#23 Michigan State •	12	W, 93-87
J25	at #14 Ohio State •	7	L, 86-88
M4	at #12 Michigan •	8	W, 88-63

1-#BeachBubble at Estero, Fla.

2021-22

Record vs. Ranked Teams: 5-8

Date	Opponent	MD Rank	Results
N21	#6 Baylor	3	W, 79-76
N25	vs. #5 NC State ¹	2	L, 60-78
N27	vs. #7 Stanford ¹	2	L, 68-86
D12	at #1 South Carolina	8	L, 59-66
J2	at #8 Indiana •	6	LOT, 63-70
J11	#11 Michigan •	8	L, 49-69
F14	at #22 Iowa •	13	W, 81-69
F17	#18 Ohio State •	13	W, 77-72
F20	at #9 Michigan •	13	L, 59-71
F25	#10 Indiana •	13	W, 67-64
M4	vs. #14 Indiana ²	11	L, 51-62
M20	#23 FGCU ³	13	W, 89-65
M25	vs. #2 Stanford ⁴	13	L, 66-72

1-Baha Mar Hoops Pink Flamingo Championship at Nassau, Bahamas

2-Big Ten Tournament at Indianapolis, Ind.

3-NCAA First and Second Rounds at College Park, Md.

4-NCAA Regionals at Spokane, Wash.

2022-23

Record vs. Ranked Teams: 9-5

Date	Opponent	MD Rank	Results
N11	#1 South Carolina	17	L, 51-88
N20	at #17 Baylor	19	W, 73-68
D1	at #7 Notre Dame ¹	20	W, 74-72
D11	#6 Connecticut	20	W, 85-78
J12	at #6 Indiana •	9	L, 61-68
J26	#13 Michigan •	10	W, 72-64
F2	at #6 Iowa •	8	L, 82-96
F5	#10 Ohio State •	8	W, 90-54
F21	#6 Iowa •	7	W, 96-68
F24	at #16 Ohio State •	7	W, 76-74
M4	vs. #7 Iowa ²	5	L, 84-89
M19	#25 Arizona ³	7	W, 77-64
M25	vs. #10 Notre Dame ⁴	7	W, 76-59
M27	vs. #1 South Carolina ⁴	7	L, 75-86

1-ACC/Big Ten Challenge at South Bend, Ind.

2-Big Ten Tournament at Minneapolis, Minn.

3-NCAA First and Second Rounds at College Park, Md.

4-NCAA Regionals at Greenville, S.C.

HISTORY VS. RANKED TEAMS

2023-24

Record vs. Ranked Teams: 1-8

Date	Opponent	MD Rank	Results
N12	at #6 South Carolina	14	L, 114-76
N16	at #8 Connecticut	20	L, 80-48
N23	vs. #23 Washington State ¹		L, 87-67
J17	#18 Ohio State •		L, 84-76
J31	#10 Indiana •		L, 87-73
F3	#3 Iowa •		L, 93-85
F25	at #2 Ohio State •		L, 79-66
M3	at #14 Indiana •		L, 71-54
M8	vs. #4 Ohio State ²		W, 82-61

1-Cancun Challenge at Cancun, Mexico

2-Big Ten Tournament at Minneapolis, Minn.

2024-25

Record vs. Ranked Teams:

Date	Opponent	MD Rank	Results
N10	#11 Duke	18	W, 85-80
D29	#19 Michigan State •	8	W, 72-66
J5	at #23 Iowa •	8	W, 74-66
J8	#4 USC •	8	L, 74-79
J14	#24 Minnesota •	8	W, 99-92
J20	vs. #7 Texas ¹	8	L, 51-89
J23	at #12 Ohio State •	8	L, 66-74
J26	#1 UCLA •	8	L, 67-82
M2	#12 Ohio State •	19	W, 93-90 OT
M24	#21 Alabama ²	18	W, 111-108 2OT
M28	vs. #2 South Carolina ³	18	L, 67-71

1-Coretta Scott King Classic at Newark, N.J.

2-NCAA First Round and Second Rounds at College Park, Md.

3-NCAA Regionals at Birmingham, Ala.

ACC TOURNAMENT HISTORY

Overall Record: 50-27 (.649) in 36 years
Record under Freese: 15-10 (.600)
ACC Championships: 10 (78, 79, 81, 82, 83, 86, 88, 89, 09, 12)
Finals Appearances: 13 (78, 79, 80, 81, 82, 83, 86, 88, 89, 93, 09, 06, 12)
Semifinal Appearances: 23

Overall Appearances

Year	Maryland's Result	Md. Seed
1978	CHAMPIONS	2
1979	CHAMPIONS	1
1980	Finals	2
1981	CHAMPIONS	3
1982	CHAMPIONS	3
1983	CHAMPIONS	3
1984	Finals	2
1985	Quarterfinals	6
1986	Quarterfinals	6
1986	CHAMPIONS	5
1987	Semifinals	5
1988	CHAMPIONS	2
1989	CHAMPIONS	1
1990	Semifinals	4
1991	Semifinals	2
1992	Quarterfinals	2
1993	Finals	2
1994	Semifinals	5
1995	Quarterfinals	9
1996	Quarterfinals	6
1997	Quarterfinals	4
1998	Semifinals	6
1999	First Round	7
2000	First Round	7
2001	Quarterfinals	6
2002	Quarterfinals	8
2003	First Round	8
2004	Semifinals	4
2005	Semifinals	6
2006	Finals	3
2007	Quarterfinals	3
2008	Semifinals	2
2009	CHAMPIONS	1
2010	Quarterfinals	9
2011	Quarterfinals	4
2012	CHAMPIONS	3
2013	Semifinals	2
2014	Quarterfinals	3

1978 CHAMPIONS

Site: Charlottesville, Va.
Quarterfinals
 #2 Maryland 103, #7 Duke 39 (2/9/78)
Semifinals
 #2 Maryland 98, #3 Clemson 76 (2/10/78)
Finals
 #2 Maryland 89, #1 NC State 82 (2/11/78)

1979 • CHAMPIONS

Site: Raleigh, N.C.
Quarterfinals
 Bye
Semifinals
 #1 Maryland 71, #4 North Carolina 69 (2/9/79)
Finals
 #1 Maryland 75, #3 NC State 73 (2/10/79)

1980

Site: College Park, Md.
Quarterfinals
 #2 Maryland 100, #7 Wake Forest 49 (2/8/80)
Semifinals
 #2 Maryland 92, #3 Clemson 61 (2/9/80)
Finals
 #1 NC State 85, #2 Maryland 75 (2/10/80)

1981 • CHAMPIONS

Site: Clemson, S.C.
Quarterfinals

#3 Maryland 72, #6 Duke 40 (2/12/81)
Semifinals
 #3 Maryland 50, #2 Virginia 47 (2/13/81)
Finals
 #3 Maryland 64, #4 NC State 63 (2/14/81)

1982 • CHAMPIONS

Site: Raleigh, N.C.
Quarterfinals
 #3 Maryland 72, #6 Virginia 63 (2/26/82)
Semifinals
 #3 Maryland 79, #2 NC State 64 (2/27/82)
Finals
 #3 Maryland 93, #4 Clemson 81 (2/28/82)

1983 • CHAMPIONS

Site: Fayetteville, N.C.
Quarterfinals
 #3 Maryland 70, #6 Virginia 63 (3/4/83)
Semifinals
 #3 Maryland 88, #2 North Carolina 69 (3/5/83)
Finals
 #3 Maryland 84, #1 NC State 81 (3/6/83)

1984

Site: Fayetteville, N.C.
Quarterfinals
 #2 Maryland 68, #7 Wake Forest 50 (3/2/84)
Semifinals
 #3 NC State 76, #2 Maryland 72 (3/3/86)

1985

Site: Fayetteville, N.C.
Quarterfinals
 #3 Virginia 64, #6 Maryland 53 (3/1/85)

1986 • CHAMPIONS

Site: Fayetteville, N.C.
Quarterfinals
 #5 Maryland 64, #4 NC State 55 (3/1/86)
Semifinals
 #5 Maryland 92, #1 Virginia 68 (3/2/86)
Finals
 #5 Maryland 92, #2 North Carolina 74 (3/3/86)

1987

Site: Fayetteville, N.C.
Quarterfinals
 #5 Maryland 64, #4 Duke 62 (2/28/87)
Semifinals
 #1 Virginia 76, #5 Maryland 59 (3/1/87)

1988 • CHAMPIONS

Site: Fayetteville, N.C.
Quarterfinals
 #2 Maryland 102, #7 Georgia Tech 74 (3/5/88)
Semifinals
 #2 Maryland 71, #3 Wake Forest 57 (3/6/88)
Finals
 #2 Maryland 76, #1 Virginia 70 (3/7/88)

1989 • CHAMPIONS

Site: Fayetteville, N.C.
Quarterfinals
 #1 Maryland 93, #8 North Carolina 68 (3/4/89)
Semifinals
 #1 Maryland 89, #4 Virginia 66 (3/5/89)
Finals
 #1 Maryland 89, #2 NC State 57 (3/6/89)

1990

Site: Fayetteville, N.C.
Quarterfinals
 #4 Maryland 87, #5 Wake Forest 68 (3/3/90)
Semifinals
 #1 NC State 66, #4 Maryland 57 (3/4/90)

1991

Site: Fayetteville, N.C.
Quarterfinals
 #2 Maryland 91, #7 Georgia Tech 73 (3/2/91)
Semifinals
 #3 NC State 82, #2 Maryland 75 (3/3/91)

1992

Site: Rock Hill, S.C.
First Round
 Bye
Quarterfinals
 #7 Georgia Tech 68, #2 Maryland 67 (3/7/92)

1993

Site: Rock Hill, S.C.
First Round
 Bye
Quarterfinals
 #2 Maryland 91, #7 Florida State 68 (3/6/93)
Semifinals
 #2 Maryland 75, #3 North Carolina 61 (3/7/93)
Finals
 #1 Virginia 106, #2 Maryland 103 (3OT) (3/8/93)

1994

Site: Rock Hill, S.C.
First Round
 Bye
Quarterfinals
 #5 Maryland 50, #4 Duke 45 (3/5/94)
Semifinals
 #1 Virginia 63, #5 Maryland 45 (3/6/94)

1995

Site: Rock Hill, S.C.
First Round
 #9 Maryland 72, #8 Florida State 56 (3/2/95)
Quarterfinals
 #1 Virginia 68, #9 Maryland 45 (3/3/95)

1996

Site: Rock Hill, S.C.
First Round
 Bye
Quarterfinals
 #3 NC State 63, #6 Maryland 61 (3/1/96)

1997

Site: Charlotte, N.C.
First Round
 Bye
Quarterfinals
 #5 Duke 60, #4 Maryland 52 (OT) (2/28/97)

1998

Site: Charlotte, N.C.
First Round
 Bye
Quarterfinals
 #6 Maryland 61, #3 NC State 48 (2/27/98)
Semifinals
 #2 Clemson 63, #6 Maryland 44 (2/28/98)

1999

Site: Charlotte, N.C.
First Round
 #8 Wake Forest 83, #7 Maryland 66 (2/26/99)

2000

Site: Greensboro, N.C.
First Round
 #8 Florida State 65, #7 Maryland 60 (3/3/00)

2001

Site: Greensboro, N.C.
First Round
 Bye
Quarterfinals
 #3 NC State 74, #6 Maryland 61 (3/3/01)

2002

Site: Greensboro, N.C.
First Round
 #8 Maryland 78, #7 Wake Forest 66 (3/1/02)
Quarterfinals
 #2 North Carolina 78, #8 Maryland 52 (3/2/02)

2003

Site: Greensboro, N.C.
First Round
 #7 Clemson 63, #8 Maryland 61 (3/7/03)

2004

Site: Greensboro, N.C.
First Round
 Bye
Quarterfinals
 #4 Maryland 62, #5 Florida State 47 (3/6/04)
Semifinals
 #1 Duke 70, #4 Maryland 63 (3/7/04)

2005

Site: Greensboro, N.C.
First Round
 #6 Maryland 66, #11 Clemson 55 (3/4/05)
Quarterfinals
 #6 Maryland 63, #3 NC State 56 (3/5/05)
Semifinals
 #2 Duke 74, #6 Maryland 44 (3/6/05)

2006

Site: Greensboro, N.C.
First Round
 Bye
Quarterfinals
 #3 Maryland 71, #11 Georgia Tech 66 (3/3/06)
Semifinals
 #3 Maryland 78, #2 Duke 70 (3/4/06)
Finals
 #1 North Carolina 91, #3 Maryland 80 (3/5/06)

2007

Site: Greensboro, N.C.
First Round
 Bye
Quarterfinals
 #3 Maryland 75, #6 Georgia Tech (3/2/07)
Semifinals
 #2 North Carolina 78, #3 Maryland 72 (3/3/07)

2008

Site: Greensboro, N.C.
First Round
 Bye
Quarterfinals
 #2 Maryland 93, #7 Boston College 81 (3/7/08)
Semifinals
 #3 Duke 74, #2 Maryland 63 (3/8/08)

2009 • CHAMPIONS

Site: Greensboro, N.C.
First Round
 Bye
Quarterfinals
 #1 Maryland 72, #9 Wake Forest 70 (3/6/09)
Semifinals
 #1 Maryland 95, #4 North Carolina 84 (3/7/09)
Finals
 #1 Maryland 92, #3 Duke 89 (OT) (3/8/09)

ACC TOURNAMENT HISTORY

2010

Site: Greensboro, N.C.

First Round

#9 Maryland 83, #8 North Carolina 77 (3/4/10)

Quarterfinals

#1 Duke 66, #9 Maryland 64 (3/5/10)

2011

Site: Greensboro, N.C.

First Round

Bye

Quarterfinals

#5 Georgia Tech 70, #4 Maryland 64 (3/4/11)

2012 • CHAMPIONS

Site: Greensboro, N.C.

First Round

Bye

Quarterfinals

#3 Maryland 70, #6 Virginia 58 (3/2/12)

Semifinals

#3 Maryland 73, #7 Wake Forest 58 (3/3/12)

Finals

#3 Maryland 68, #4 Georgia Tech 65 (3/4/12)

2013

Site: Greensboro, N.C.

First Round

Bye

Quarterfinals

#2 Maryland 92, #10 Wake Forest 81 (OT)
(3/8/13)

Semifinals

#3 North Carolina 72, #2 Maryland 65 (3/9/13)

2014

Site: Greensboro, N.C.

First Round

Bye

Quarterfinals

#6 North Carolina 73, #3 Maryland 70 (3/7/14)

By Seeds

Seed (Yrs.-Last)	Record (Titles)
No. 1 (3 - 2009)	8-0 (2)
No. 2 (9 - 2013)	14-7 (3)
No. 3 (7 - 2014)	13-2 (4)
No. 4 (3 - 2011)	2-4
No. 5 (3 - 1994)	4-2 (1)
No. 6 (6 - 2005)	3-5
No. 7 (2 - 2000)	0-2
No. 8 (2 - 2003)	1-2
No. 9 (2 - 2010)	2-2

By Site

In Charlotte	1-3
In Charlottesville	3-0
In Clemson	3-0
In College Park	2-1
In Fayetteville	16-5
In Greensboro	16-13
In Raleigh	5-0
In Rock Hill	4-5

By Opponent

vs.	Record	Last	Last Win
Boston College	1-0	2008	2008
Clemson	4-2	2005	2005
Duke	6-5	2010	2009
Florida State	3-1	2004	2004
Georgia Tech	5-2	2012	2012
Miami	-	-	-
North Carolina	8-4	2014	2011
NC State	9-6	2005	2005
Virginia	7-5	2012	2012
Virginia Tech	-	-	-
Wake Forest	8-1	2013	2013

By Round

Round	Record
First Round	7-3
Quarterfinals	19-10
Semifinals	13-10
Championship	10-3
TOTAL	50-27
	(.649)

Note: The ACC expanded to 15 teams in 2014, adding an additional round to the tournament. All "first round" games played before 2014 are listed under "second round" for record-keeping purposes.

BIG TEN TOURNAMENT HISTORY

Overall Record: 22-6 (.786) in 11 years
Record under Freese: 22-6 (786)
Big Ten Tournament Championships: 5 (2015, 2016, 2017, 2020, 2021)
BigTen Regular Season Titles: 6 (2015, 2016, 2017, 2019, 2020, 2021)
Finals Appearances: 7 (2015, 2016, 2017, 2018, 2019, 2020, 2021)
Semifinal Appearances: 9

Overall Appearances

Year	Maryland's Result	Md. Seed
2015	CHAMPIONS	1
2016	CHAMPIONS	1
2017	CHAMPIONS	2
2018	Finals	2
2019	Finals	1
2020	CHAMPIONS	1
2021	CHAMPIONS	1
2022	Quarterfinals	4
2023	Semifinals	3
2024	Semifinals	8
2025	Quarterfinals	4

2015

Site: Hoffman Estates, Ill.
First Round
 Bye
Second Round
 Bye
Quarterfinals
 #1 Maryland 70, #9 Michigan State 60 (3/6/15)
Semifinals
 #1 Maryland 74, #4 Northwestern 63 (3/7/15)
Finals
 #1 Maryland 77, #3 Ohio State 74 (3/8/15)

2016

Site: Indianapolis, Ind.
First Round
 Bye
Second Round
 Bye
Quarterfinals
 #1 Maryland 75, #9 Iowa 55 (3/4/16)
Semifinals
 #1 Maryland 83, #12 Northwestern 62 (3/5/16)
Finals
 #1 Maryland 60, #3 Michigan State 44 (3/6/16)

2017

Site: Indianapolis, Ind.
First Round
 Bye
Second Round
 Bye
Quarterfinals
 #2 Maryland 92, #10 Minnesota 80 (3/3/17)
Semifinals
 #2 Maryland 100, #6 Michigan State 89 (3/4/17)
Finals
 #2 Maryland 74, #5 Purdue 64 (3/5/17)

2018

Site: Indianapolis, Ind.
First Round
 Bye
Second Round
 Bye
Quarterfinals
 #2 Maryland 67, #7 Indiana 54 (3/2/18)
Semifinals
 #2 Maryland 66, #3 Nebraska 53 (3/3/18)
Finals
 #1 Ohio State 79, #2 Maryland 69 (3/4/18)

2019

Site: Indianapolis, Ind.
First Round
 Bye
Second Round
 Bye
Quarterfinals
 #1 Maryland 71, #9 Michigan State 55 (3/8/19)
Semifinals
 #1 Maryland 73, #4 Michigan 72 (3/9/19)
Finals
 #2 Iowa 90, #1 Maryland 76 (3/10/19)

2020

Site: Indianapolis, Ind.
First Round
 Bye
Second Round
 Bye
Quarterfinals
 #1 Maryland 74, #9 Purdue 62 (3/6/20)
Semifinals
 #1 Maryland 66, #4 Indiana 51 (3/7/20)
Finals
 #1 Maryland 82, #6 Ohio State 65 (3/8/20)

2021

Site: Indianapolis, Ind.
First Round
 Bye
Second Round
 Bye
Quarterfinals

#1 Maryland 83, #8 Nebraska 73 (3/11/21)
Semifinals
 #1 Maryland 85, #5 Northwestern 52 (3/12/21)
Finals
 #1 Maryland 104, #6 Iowa 84 (3/13/21)

2022

Site: Indianapolis, Ind.
First Round
 Bye
Second Round
 Bye
Quarterfinals
 #5 Indiana 62, #4 Maryland 51 (3/4/22)

2023

Site: Minneapolis, Minn.
First Round
 Bye
Second Round
 Bye
Quarterfinals
 #3 Maryland 73, #6 Illinois 58 (3/3/23)
Semifinals
 #2 Iowa 89, #3 Maryland 84 (3/4/23)

2024

Site: Minneapolis, Minn.
First Round
 Bye
Second Round
 #8 Maryland 75, #9 Illinois 65 (3/7/24)
Quarterfinals
 #8 Maryland 82, #1 Ohio State 61 (3/8/24)

Maryland's Individual Game Highs

Points: 36, Kaila Charles vs. Iowa (3/10/19)
FG: 15, Kaila Charles vs. Iowa (3/10/19)
FGA: 30, Kaila Charles vs. Iowa (3/10/19)
FG% (min. 8 shots): .875, Faith Masonius (7-8) vs. Ohio State (3/8/24); Brionna Jones (7-8) vs. Northwestern (3/5/16)
FG% (min. 10 shots): .857, Brionna Jones (12-14) vs. Michigan State (3/4/17)
3FG: 6, Taylor Mikesell vs. Purdue (3/6/20); Shatori Walker-Kimbrough vs. Minnesota (3/3/17)
3FGA: 14, Taylor Mikesell vs. Purdue (3/6/20)
3FG% (min 4 shots): .750, Blair Watson (3-4) vs. Michigan State (3/8/19); Shatori Walker-Kimbrough (6-8) vs. Minnesota (3/3/17)
FT: 12, Diamond Miller vs. Iowa (3/4/23)
FTA: 16, Diamond Miller vs. Iowa (3/4/23)
FT%: 1.000, Sarah Te-Biasu (5-5) vs. Michigan (3/7/25); Stephanie Jones (6-6) vs. Ohio State (3/8/20); Brianna Fraser (6-6) vs. Nebraska (3/3/18); Brianna Fraser (6-6) vs. Indiana (3/2/18); Brionna Jones (5-5) vs. Purdue (3/5/17); Brene Moseley (5-5) vs. Northwestern (3/5/16); Lexie Brown (6-6) vs. Northwestern (3/7/15)
Reb: 16, Eleanna Christinaki vs. Nebraska (3/3/18)
Asst: 11, Ashley Owusu vs. Ohio State (3/8/20); Channise Lewis vs. Iowa (3/10/19)
Blk: 5, Brionna Jones vs. Purdue (3/5/17)
Stl: 7, Lexie Brown vs. Michigan State (3/6/15)
Shatori Walker-Kimbrough - 19 points, 10 rebounds vs. Michigan State (3/6/16)

By Seeds

Seed (Yrs.-Last)Record (Titles)
No. 1 (5-2021) 14-1 (4)
No. 2 (2-2018) 5-1 (1)
No. 2 (1-2023) 1-1
No. 4 (2-2025) 0-2
No. 8 (1-2024) 2-1

By Site

In Hoffman Estates, Ill. 3-0
In Indianapolis, Ind. 16-4
In Minneapolis, Minn. 3-2

By Opponent

vs.	Record	Last	Last Win
Illinois 2-0 2024 2024			
Indiana 2-1 2022 2020			
Iowa 2-2 2023 2021			
Ohio State 3-1 2024 2024			
Michigan 1-1 2025 2019			
Michigan State 4-0 2019 2019			
Minnesota 1-0 2017 2017			
Nebraska 2-1 2024 2021			
Northwestern 3-0 2021 2021			
Purdue 2-0 2020 2020			

By Round

Round	Record
First Round -	
Second Round 1-0	
Quarterfinals 9-2	
Semifinals 7-2	
Championship 5-2	
TOTAL 22-6 (.786)	

Double-Doubles

Faith Masonius - 15 points, 11 rebounds vs. Ohio State (3/8/24)
BRI MCDANIEL - 20 points, 10 rebounds vs. Illinois (3/7/24)
 Angel Reese - 14 points, 13 rebounds vs. Indiana (3/4/22)
 Angel Reese - 10 points, 11 rebounds vs. Northwestern (3/21/21)
 Stephanie Jones - 18 points, 10 rebounds vs. Ohio State (3/8/20)
 Ashley Owusu - 17 points, 11 assists vs. Ohio State (3/8/20)
 Shakira Austin - 12 points, 11 rebounds vs. Purdue (3/6/20)
 Stephanie Jones - 14 points, 13 rebounds vs. Purdue (3/6/20)
 Ashley Owusu - 15 points, 10 assists vs. Purdue (3/6/20)
 Kaila Charles - 21 points, 10 rebounds vs. Michigan State (3/8/19)
 Stephanie Jones - 14 points, 11 rebounds vs. Michigan State (3/8/19)
 Kaila Charles - 22 points, 11 rebounds vs. Ohio State (3/4/18)

Eleanna Christinaki - 14 points, 16 rebounds vs. Nebraska (3/3/18)
 Brionna Jones - 27 points, 12 rebounds vs. Purdue (3/5/17)
 Brionna Jones - 14 points, 13 rebounds vs. Minnesota (3/3/17)
 Brionna Jones - 23 points, 15 rebounds vs. Iowa (3/4/16)
 Brionna Jones - 17 points, 11 rebounds vs. Northwestern (3/5/16)
 Brionna Jones - 10 points, 14 rebounds vs. Michigan State (3/6/16)
 Malina Howard - 12 points, 12 rebounds vs. Ohio State (3/8/15)

BIG TEN TOURNAMENT HISTORY

Semifinals

#5 Nebraska 78, #8 Maryland 68 (3/9/24)

2025

Site: Indianapolis, Ind.

First Round

Bye

Second Round

Bye

Quarterfinals

#6 Michigan 98, #4 Maryland 71 (3/7/25)

POSTSEASON HISTORY

NCAA

Appearances

2020 season ended after Big Ten Tournament due to NCAA Tournament cancellation for coronavirus pandemic. The Terrapins earned the Big Ten's automatic bid and were a projected No. 1 seed.

NCAA Appearances: 32
Overall Record: 55-31 (.640)
Record Under Freese: 43-19 (.694)
National Championships: 1 (2006)
Final Fours: 5 (1982, 1989, 2006, 2014, 2015)
Elite Eights: 11 (1982, 1988, 1989, 1992, 2006, 2008, 2009, 2012, 2014, 2015, 2023)
Sweet Sixteens: 21 (1982, 1983, 1988, 1989, 1992, 2006, 2008, 2009, 2012, 2013, 2014, 2015, 2017, 2021, 2022, 2023, 2025)

Overall Appearances

Year	Maryland's Result	Md. Seed
1982	Final Four	2
1983	East Regional Semifinal	3
1984	First Round	6
1986	Second Round	6
1988	Midwest Regional Final	2
1989	Final Four	1
1990	Second Round	6
1991	First Round	6
1992	Midwest Regional Final	2
1993	Second Round	2
1997	First Round	9
2001	First Round	8
2004	Second Round	12
2005	Second Round	7
2006	CHAMPIONS	2
2007	Second Round	2
2008	Spokane Regional Final	1
2009	Raleigh Regional Final	1
2011	Second Round	4
2012	Raleigh Regional Final	2
2013	Bridgeport Regional Semifinal	4
2014	Final Four	4
2015	Final Four	1
2016	Second Round	2
2017	Bridgeport Regional Semifinal	3
2018	Second Round	5
2019	Second Round	3
2020	NCAA Tournament Canceled	
2021	Hemisfair Regional Semifinal	2
2022	Spokane Regional Semifinal	4
2023	Greenville Regional Final	2
2024	First Round	10
2025	Birmingham Regional Semifinal	4

1982

West Regional
First Round (College Park, Md.)
#2 Maryland 82, #7 Stanford 48 (3/14/82)
Regional Semifinal (Stanford, Calif.)
#2 Maryland 80, #6 Missouri (3/19/82)
Regional Final (Stanford, Calif.)
#2 Maryland 89, #4 Drake 78 (3/21/82)
Final Four (Norfolk, Va.)
#2 Cheney State 76, #2 Maryland 66 (3/26/82)

1983

East Regional
Opening Round
Bye
First Round (College Park, Md.)
#3 Maryland 94, #6 Central Michigan 71 (3/19/83)
Regional Semifinal (State College, Pa.)
#2 Old Dominion 74, #3 Maryland 57 (3/24/83)

1984

East Regional
First Round (Cheyney, Pa.)
#3 Cheyney State 92, #6 Maryland 64 (3/17/84)

1986

Midwest Regional
First Round
Bye
Second Round (Columbus, Ohio)
#3 Ohio State 87, #6 Maryland 71 (3/16/86)

1988

Midwest Regional
First Round
Bye
Second Round (College Park, Md.)
#2 Maryland 78, #7 St. Joseph's 67 (3/19/88)
Regional Semifinal (Athens, Ga.)
#2 Maryland 81, #3 Ohio State 66 (3/24/88)
Regional Final (Athens, Ga.)
#1 Auburn 103, #2 Maryland 74 (3/26/88)

1989

West Regional
First Round
Bye
Second Round (College Park, Md.)
#1 Maryland 78, #9 Bowling Green 65 (3/18/89)
Regional Semifinal (Austin, Texas)
#1 Maryland 89, #4 Stephen F. Austin 54 (3/23/89)
Regional Final (Austin, Texas)
#1 Maryland 79, #2 Texas 71 (3/25/89)
Final Four (Tacoma, Wash.)
#1 Tennessee 94, #1 Maryland 80 (3/31/89)

1990

East Regional
First Round (College Park, Md.)
#6 Maryland 100, #11 Appalachian State 71 (3/14/90)
Second Round (Providence, R.I.)
#3 Providence 77, #6 Maryland 75 (3/17/90)

1991

Midwest Regional
First Round (Worcester, Mass.)
#11 Holy Cross 81, #6 Maryland 74 (3/13/91)

1992

Midwest Regional
First Round
Bye
Second Round (College Park, Md.)
#2 Maryland 73, #10 Toledo 60 (3/21/92)
Regional Semifinal (West Lafayette, Ind.)
#2 Maryland 64, #3 Purdue 58 (3/26/92)
Regional Final (West Lafayette, Ind.)
#4 Western Kentucky 75, #2 Maryland 70 (3/28/92)

1993

Midwest Regional
First Round
Bye
Second Round (College Park, Md.)
#7 SW Missouri State 86, #2 Maryland 71 (3/20/93)

1997

Midwest Regional
First Round (Norfolk, Va.)
#8 Purdue 74, #9 Maryland 48 (3/14/97)

2001

East Regional
First Round (Storrs, Conn.)
#9 Colorado State 83, #8 Maryland 69 (3/17/01)

2004

West Regional
First Round (Baton Rouge, La.)

#12 Maryland 86, #5 Miami (Fla.) 85 (3/21/04)
Second Round (Baton Rouge, La.)
#4 Louisiana State 76, #12 Maryland 61 (3/23/04)

2005

Philadelphia Regional
First Round (College Park, Md.)
#7 Maryland 65, #10 UW-Green Bay 55 (3-20/05)
Second Round (College Park, Md.)
#2 Ohio State 75, #7 Maryland 65 (3/22/05)

2006 • CHAMPIONS

Albuquerque Regional
First Round (State College, Pa.)
#2 Maryland 95, #15 Sacred Heart 54 (3/19/06)
Second Round (State College, Pa.)
#2 Maryland 84, #7 St. John's 71 (3/21/06)
Regional Semifinal (Albuquerque, N.M.)
#2 Maryland 82, #3 Baylor 63 (3/25/06)
Regional Final (Albuquerque, N.M.)
#2 Maryland 75, #5 Utah 65 OT (3/27/06)
Final Four (Boston, Mass.)
#2 Maryland 81, #1 North Carolina 70 (4/2/06)
Final (Boston Mass.)
#2 Maryland 78, #1 Duke 75 OT (4/4/06)

2007

Dayton Regional
First Round (Storrs, Conn.)
#2 Maryland 89, #15 Harvard 65 (3/18/07)
Second Round (Storrs, Conn.)
#7 Mississippi 89, #2 Maryland 78 (3/20/07)

2008

Spokane Regional
First Round (College Park, Md.)
#1 Maryland 80, #16 Coppin State 66 (3/23/08)
Second Round (College Park, Md.)
#1 Maryland 76, #8 Nebraska 64 (3/25/08)
Regional Semifinal (Spokane, Wash.)
#1 Maryland 80, #4 Vanderbilt 66 (3/29/08)
Regional Final
#2 Stanford 98, #1 Maryland 87 (3/31/08)

2009

Raleigh Regional
First Round (College Park, Md.)
#1 Maryland 82, #16 Dartmouth 53 (3/22/09)
Second Round (College Park, Md.)
#1 Maryland 71, #9 Utah 56 (3/24/09)
Regional Semifinal (Raleigh, N.C.)

#1 Maryland 78, #4 Vanderbilt 74 (3/28/09)
Regional Final (Raleigh, N.C.)
#3 Louisville 77, #1 Maryland 60 (3/30/09)

2011

Philadelphia Regional
First Round (College Park, Md.)
#4 Maryland 70, #13 Saint Francis (Pa.) 48 (3/20/11)
Second Round (College Park, Md.)
#5 Georgetown 79, #4 Maryland 57 (3/22/11)

2012

Raleigh Regional
First Round (College Park, Md.)
#2 Maryland 59, #15 Navy 44 (3/17/12)
Second Round (College Park, Md.)
#2 Maryland 72, #7 Louisville 68 (3/19/12)
Regional Semifinal (Raleigh, N.C.)
#2 Maryland 81, #3 Texas A&M 74 (3/25/12)
Regional Final (Raleigh, N.C.)
#1 Notre Dame 80, #2 Maryland 49 (3/27/12)

2013

Bridgeport Regional
First Round (College Park, Md.)
#4 Maryland 72, #13 Quinnipiac 52 (3/23/13)
Second Round (College Park, Md.)
#4 Maryland 74, #5 Michigan State 49 (3/25/13)
Regional Semifinal (Bridgeport, R.I.)
#1 Connecticut 76, #4 Maryland 50 (3/30/13)

2014

Louisville Regional
First Round (College Park, Md.)
#4 Maryland 90, #13 Army 52 (3/23/14)
Second Round (College Park, Md.)
#4 Maryland 69, #5 Texas 63 (3/25/14)
Regional Semifinal (Louisville, Ky.)
#4 Maryland 73, #1 Tennessee 62 (3/30/14)
Regional Final (Louisville, Ky.)
#4 Maryland 76, #3 Louisville 73 (4/1/14)
Final Four (Nashville, Tenn.)
#1 Notre Dame 87, #4 Maryland 61 (4/6/14)

2015

Spokane Regional
First Round (College Park, Md.)
#1 Maryland 75, #16 New Mexico State 57 (3/21/15)
Second Round (College Park, Md.)

By Seeds

Seed	Record
No. 1	13-4
No. 2	21-9
No. 3	2-2
No. 4	11-5
No. 6	1-4
No. 7	1-1
No. 8	0-1
No. 9	0-1
No. 10	901
No. 12	1-1

At Home

In College Park	27-5
In XFINITY Center	22-4

By Round

Round	Record
In the First Round	18-4*
In the Round of 32	16-10
In the Sweet Sixteen	11-5
In the Elite Eight	5-6
In the Final Four	1-4
In the Championship game	1-0

*-Tournament expanded to 64 teams in 1994; Terps earned six first/opening round byes prior

POSTSEASON HISTORY

#1 Maryland 85, #8 Princeton 70	(3/23/15)
Regional Semifinal (Spokane, Wash.)	
#1 Maryland 65, #4 Duke 55	(3/28/15)
Regional Final (Spokane, Wash.)	
#1 Maryland 58, #2 Tennessee 48	(3/30/15)
Final Four (Tampa, Fla.)	
#1 Connecticut 81, #1 Maryland 58	(4/5/15)

2016

Lexington Regional	
First Round (College Park, Md.)	
#2 Maryland 74, #15 Iona 58	(3/19/16)
Second Round (College Park, Md.)	
#7 Washington 74, #2 Maryland 65	(3/21/16)

2017

Bridgeport Regional	
First Round (College Park, Md.)	
#3 Maryland 103, #14 Bucknell 61	(3/17/17)
Second Round (College Park, Md.)	
#3 Maryland 83, #6 West Virginia 56	(3/19/17)
Regional Semifinal (Bridgeport, Conn.)	
#10 Oregon 77, #3 Maryland 63	(3/25/17)

2018

Kansas City Regional	
First Round (Raleigh, N.C.)	
#5 Maryland 77, #12 Princeton 57	(3/16/18)
Second Round (Raleigh, N.C.)	
#4 NC State 74, #5 Maryland 60	(3/18/18)

2019

Bridgeport Regional	
First Round (College Park, Md.)	
#3 Maryland 73, #14 Radford 51	(3/23/19)
Second Round (College Park, Md.)	
#6 UCLA 85, #3 Maryland 80	(3/25/19)

2020

2020 season ended after Big Ten Tournament due to NCAA Tournament cancellation for coronavirus pandemic. The Terrapins earned the Big Ten's automatic bid and were a projected No. 1 seed.

2021

Hemisfair Regional	
First Round (San Antonio, Texas - Alamodome)	
#2 Maryland 98, #15 Mount St. Mary's 45	(3/22/21)
Second Round (San Antonio, Texas - Bill Greehey Arena)	
#2 Maryland 100, #7 Alabama 64	(3/24/21)
Regional Semifinal (San Antonio, Texas - Alamodome)	
#6 Texas 64, #2 Maryland 61	(3/28/21)

2022

Spokane Regional	
First Round (College Park, Md.)	
#4 Maryland 102, #13 Delaware 71	(3/18/22)
Second Round (College Park, Md.)	
#4 Maryland 89, #12 FGCU 65	(3/20/22)
Regional Semifinal (Spokane, Wash.)	
#1 Stanford 72, #4 Maryland 66	(3/25/22)

2023

Greenville Regional	
First Round (College Park, Md.)	
#2 Maryland 93, #15 Holy Cross 61	(3/17/23)
Second Round (College Park, Md.)	
#2 Maryland 77, #7 Arizona 64	(3/19/23)
Regional Semifinal (Greenville, S.C.)	
#2 Maryland 76, #3 Notre Dame 59	(3/25/23)
Regional Final (Greenville, S.C.)	
#1 South Carolina 86, #2 Maryland 75	(3/27/23)

2024

Portland 4 Regional	
First Round (Stanford, Calif.)	
#7 Iowa State 93, #10 Maryland 86	(3/22/24)

2025

Birmingham 2 Regional	
First Round (College Park, Md.)	
#4 Maryland 82, #13 Norfolk State 69	(3/22/25)
Second Round (College Park, Md.)	
#4 Maryland 111, #5 Alabama 108 2OT	(3/24/25)
Regional Semifinal (Birmingham, Ala.)	
#1 South Carolina 71, #4 Maryland 67	(3/28/25)

AIAW

Tournament

AIAW Appearances: 4	
Overall Record: 6-4 (.600)	
Trips to the AIAW Final Four: 1 (1978)	

Overall Appearances

Year	Maryland's Result
1978	Final
1979	Quarterfinals
1980	Quarterfinals
1981	Quarterfinals

1978

(16 teams)	
First Round (Cleveland, Miss.)	
Maryland 75, Tennessee 69	(3/17/78)
Quarterfinals (Cleveland, Miss.)	
Maryland 93, Southern Connecticut State 53	(3/18/78)
Semifinals (Los Angeles, Calif.)	
Maryland 90, Wayland Baptist 65	(3/23/78)
Finals (Los Angeles, Calif.)	
UCLA 89, Maryland 78	(3/25/78)

1979

(16 teams)	
First Round (Cookeville, Tenn.)	
Maryland 73, Valdosta State 66	(3/16/79)
Quarterfinals (Cookeville, Tenn.)	
Old Dominion 69, Maryland 51	(3/17/79)

1980

(24 teams)	
First Round	
Bye	
Second Round (Catonsville, Texas)	
Maryland 68, Texas 63	(3/15/80)
Quarterfinals (Knoxville, Tenn.)	
Tennessee 93, Maryland 76	(3/18/80)

1980

(24 teams)	
First Round	
Bye	
Second Round (Knoxville, Tenn.)	
Maryland 83, Kentucky 82	(3/21/81)
Quarterfinals (Knoxville, Tenn.)	
Tennessee 79, Maryland 67	(3/24/81)

WNIT

Tournament

WNIT Appearances: 2	
Overall Record: 4-2 (.667)	

Overall Appearances

Year	Maryland's Result
2000	Quarterfinals
2010	Third Round

2000

(32 teams)	
First Round (College Park, Md.)	
Maryland 63, Georgetown 46	(3/16/00)
Second Round (Blacksburg, Va.)	
Maryland 68, Virginia Tech 60 OT	(3/18/00)
Quarterfinals (Gainesville, Fla.)	
Florida 77, Maryland 57	(3/21/00)

2010

(64 teams)	
First Round (College Park, Md.)	
Maryland 88, Iona 53	(3/19/10)
Second Round (College Park, Md.)	
Maryland 87, East Carolina 52	(3/21/10)
Third Round (College Park, Md.)	
Providence 77, Maryland 64	(3/25/10)

NCAA TOURNAMENT RECORDS

Single game abbreviations: 1R-First Round; 2R-Second Round; RSF-Regional Semifinal; RF-Regional Final; NSF-National Semifinal; NF-National Final.

CAREER-GAMES PLAYED

1. Brene Moseley (12, 14, 15, 16)	16
Laurin Mincy (11, 12, 14, 15)	16
Marissa Coleman (06, 07, 08, 09)	16
Kristi Toliver (06, 07, 08, 09)	16
5. Brionna Jones (14, 15, 16, 17)	15
Shatori Walker-Kimbrough (14, 15, 16, 17)	15
Malina Howard (13, 14, 15, 16)	15
8. Alicia DeVaughn (11, 12, 13, 14)	14
Alyssa Thomas (11, 12, 13, 14)	14
Crystal Langhorne (05, 06, 07, 08)	14
Ashleigh Newman (05, 06, 07, 08)	14
12. Jade Perry (05, 06, 07, 08)	13
13. Kristen Confroy (15, 16, 17, 18)	12
Shay Doron (04, 05, 06, 07)	12
15. SHYANNE SELLERS (22, 23, 24, 25)	11
Aurelie Noirez (04, 05, 06, 07)	11
17. Diamond Miller (21, 22, 23)	10
Lexie Brown (14, 15)	10
Anjalé Barrett (09, 11, 12)	10
Lynetta Kizer (09, 11, 12)	10
Kim Rodgers (09, 11, 12)	10
Dafne Lee (89, 90, 91, 92)	10

CAREER - GAMES STARTED

1. Marissa Coleman (06, 07, 08, 09)	16
2. Brionna Jones (14, 15, 16, 17)	15
3. Alyssa Thomas (11, 12, 13, 14)	14
Kristi Toliver (06, 07, 08, 09)	14
Crystal Langhorne (05, 06, 07, 08)	14
6. Alicia DeVaughn (11, 12, 13, 14)	12
Laura Harper (06, 07, 08)	12
8. Diamond Miller (21, 22, 23)	10
Shatori Walker-Kimbrough (14, 15, 16, 17)	10
Lexie Brown (14, 15)	10
Shay Doron (04, 05, 06, 07)	10
12. Laurin Mincy (11, 12, 14, 15)	9
Christy Winters (88, 89, 90)	9
13. SHYANNE SELLERS (22, 23, 24, 25)	8
Vicky Bullett (86, 88, 89)	8
Deanna Tate (86, 88, 89)	8

CAREER - MINUTES PLAYED

1. Marissa Coleman (06, 07, 08, 09)	556
2. Kristi Toliver (06, 07, 08, 09)	554
3. Crystal Langhorne (05, 06, 07, 08)	479
4. Alyssa Thomas (11, 12, 13, 14)	473
5. Laurin Mincy (11, 12, 14, 15)	459
6. Shatori Walker-Kimbrough (14, 15, 16, 17)	415
7. Shay Doron (04, 05, 06, 07)	401
8. Alicia DeVaughn (11, 12, 13, 14)	371
9. Brionna Jones (14, 15, 16, 17)	364
10. Lexie Brown (14, 15)	358
11. SHYANNE SELLERS (22, 23, 24, 25)	329
12. Malina Howard (13, 14, 15, 16)	327
13. Laura Harper (06, 07, 08)	321
14. Deanna Tate (86, 88, 89)	281
15. Diamond Miller (21, 22, 23)	278
16. Christy Winters (88, 89, 90)	276
17. Vicky Bullett (86, 88, 89)	270

SERIES - MINUTES PLAYED

1. Kristi Toliver (06)	215
2. Crystal Langhorne (06)	204
3. Shay Doron (06)	198

4. Marissa Coleman (06)	197
5. Alyssa Thomas (14)	173
6. Lexie Brown (14)	169
7. Laurin Mincy (15)	167
8. Lexie Brown (15)	165
9. Laura Harper (06)	161
10. Shatori Walker-Kimbrough (15)	160
11. Debbie Lytle (82)	151
12. Brionna Jones (15)	150
Myra Waters (82)	150
14. Marissa Coleman (08)	149
Marcia Richardson (82)	149

CAREER - POINTS

1. Crystal Langhorne (05, 06, 07, 08)	280
2. Kristi Toliver (06, 07, 08, 09)	271
3. Alyssa Thomas (11, 12, 13, 14)	268
4. Marissa Coleman (06, 07, 08, 09)	246
5. Shatori Walker-Kimbrough (14, 15, 16, 17)	193
6. Laurin Mincy (11, 12, 14, 15)	182
7. Diamond Miller (21, 22, 23)	180
8. Brionna Jones (14, 15, 16, 17)	174
9. Shay Doron (04, 05, 06, 07)	167
10. Vicky Bullett (86, 88, 89)	157
11. Deanna Tate (86, 88, 89)	156
12. SHYANNE SELLERS (22, 23, 24, 25)	148
13. Laura Harper (06, 07, 08)	140
14. Lexie Brown (14, 15)	132
15. Carla Holmes (88, 89, 90)	107
Christy Winters (88, 89, 90)	107

SERIES - POINTS

1. Crystal Langhorne (06)	132
2. Deanna Tate (89)	106
3. Alyssa Thomas (14)	98
4. Marissa Coleman (09)	87
5. Vicky Bullett (89)	86
6. Crystal Langhorne (08)	84
Laura Harper (06)	84
Kristi Toliver (06)	84
9. Diamond Miller (23)	79
10. Lexie Brown (14)	76
11. Kristi Toliver (08)	75
Kristi Toliver (09)	75

GAME - POINTS

1. Marissa Coleman vs. Vanderbilt (RSF, 3-28-09)	42
2. Kristi Toliver vs. Stanford (RF, 3-31-08)	35
3. Crystal Langhorne vs. Baylor (RSF, 3-25-06)	34
4. Alyssa Thomas vs. Tennessee (RSF, 3-30-14)	33
Vicky Bullett vs. Ohio State (RSF, 3-24-88)	33
6. Deanna Tate vs. Texas (RF, 3-25-89)	32
7. Crystal Langhorne vs. St. John's (2R, 3-21-06)	30
Deanna Tate vs. Stephen F. Austin (RSF, 3-23-89)	30
9. ALLIE KUBEK vs. Iowa State (1R, 3-22-24)	29
Alyssa Thomas vs. Quinnipiac (1R, 3-23-13)	29
Christy Winters vs. Appalachian State (1R, 3-14-90)	29
Vicky Bullett vs. Bowling Green (2R, 3-18-89)	29

CAREER-SCORING AVERAGE

(min. 2 tournaments)	
1. Crystal Langhorne (05, 06, 07, 08)	20.0 (280)
2. Vicky Bullett (86, 88, 89)	19.6 (157)
3. Deanna Tate (86, 88, 89)	19.5 (156)
4. Alyssa Thomas (11, 12, 13, 14)	19.1 (268)
5. ALLIE KUBEK (24, 25)	19.0 (76)
6. Diamond Miller (21, 22, 23)	18.0 (180)
Malissa Boles (92, 93)	18.0 (72)
8. Jasmina Perazic (82, 83)	17.3 (104)
9. Kristi Toliver (06, 07, 08, 09)	16.9 (271)

10. Marissa Coleman (06, 07, 08, 09)	15.3 (246)
11. Ashley Owusu (21, 22)	15.0 (90)
Angel Reese (21, 22)	15.0 (90)
13. Shay Doron (04, 05, 06, 07)	13.9 (167)
14. SHYANNE SELLERS (22, 23, 24, 25)	13.5 (148)

SERIES - SCORING AVERAGE

(min. 2 games)	
1. Deanna Tate (1989)	26.5 (106)
2. Alyssa Thomas (2013)	23.3 (70)
3. Ashley Owusu (2022)	22.0 (44)
Crystal Langhorne (2006)	22.0 (132)
5. Marissa Coleman (2009)	21.8 (87)
6. Vicky Bullett (1989)	21.5 (86)
7. Vicky Bullett (1988)	21.3 (64)
8. Brionna Jones (2017)	21.0 (63)
Shatori Walker-Kimbrough (2017)	21.0 (63)
Crystal Langhorne (2008)	21.0 (84)
Shay Doron (2004)	21.0 (42)
12. KAYLENE SMIKLE (2025)	20.7 (62)
13. Angel Reese (2022)	20.3 (61)
14. SARAH TE-BIASU (2025)	20.0 (60)
15. Diamond Miller (2023)	19.8 (79)
16. Alyssa Thomas (2014)	19.6 (98)
17. Alyssa Thomas (2011)	19.5 (39)
18. Crystal Langhorne (2005)	19.0 (38)

SERIES - FIELD GOALS MADE

1. Crystal Langhorne (06)	53
2. Deanna Tate (89)	44
3. Alyssa Thomas (14)	36
4. Vicky Bullett (89)	33
Marissa Coleman (09)	33
6. Diamond Miller (23)	32
7. Kristi Toliver (06)	31
8. Crystal Langhorne (08)	30
9. Brionna Jones (17)	29
Kristi Toliver (09)	29
11. Alyssa Thomas (13)	28
Jasmina Perazic (82)	28

GAME - FIELD GOALS MADE

1. Marissa Coleman vs. Vanderbilt (RSF, 3-28-09)	15
2. Alyssa Thomas vs. Tennessee (RSF, 3-30-14)	14
Kristi Toliver vs. Stanford (RF, 3-31-08)	14
Crystal Langhorne vs. Baylor (RSF, 3-25-06)	14
Deanna Tate vs. Stephen F. Austin (RSF, 3-18-89)	14
Vicky Bullett vs. Ohio State (RSF, 3-24-88)	14
7. Christy Winters vs. Appalachian State (1R, 3-14-90)	13
8. Shatori Walker-Kimbrough vs. Bucknell (1R, 3-17-17)	12
Alyssa Thomas vs. Michigan State (2R, 3-25-13)	12
Alyssa Thomas vs. Quinnipiac (1R, 3-23-13)	12
Crystal Langhorne vs. Vanderbilt (RSF, 3-29-08)	12
Vicky Bullett vs. Bowling Green (2R, 3-18-09)	12
Deanna Tate vs. Texas (RF, 3-23-89)	12

CAREER - FIELD GOALS ATTEMPTED

1. Kristi Toliver (06, 07, 08, 09)	233
2. Alyssa Thomas (11, 12, 13, 14)	215
3. Marissa Coleman (06, 07, 08, 09)	200
4. Crystal Langhorne (05, 06, 07, 08)	170
5. Shatori Walker-Kimbrough (14, 15, 16, 17)	161
6. Diamond Miller (21, 22, 23)	140
Laurin Mincy (11, 12, 14, 15)	140
8. Deanna Tate (86, 88, 89)	136
9. Shay Doron (04, 05, 06, 07)	122
10. Brionna Jones (14, 15, 16, 17)	120
Vicky Bullett (86, 88, 89)	120

NCAA TOURNAMENT RECORDS

12. SHYANNE SELLERS (22, 23, 24, 25)	106
Lexie Brown (14, 15)	106
Christy Winters (88, 89, 90)	106
15. Laura Harper (06, 07, 08)	104

SERIES - FIELD GOALS ATTEMPTED

1. Deanna Tate (89)	84
2. Kristi Toliver (06)	83
3. Alyssa Thomas (14)	78
4. Crystal Langhorne (06)	74
5. Vicky Bullett (89)	73
6. Crystal Langhorne (08)	69
7. Diamond Miller (23)	64
Marissa Coleman (09)	64
9. Laura Harper (06)	59
Kristi Toliver (09)	59

GAME - FIELD GOALS ATTEMPTED

1. Vicky Bullett vs. Bowling Green (2R, 3-18-89)	29
2. Marissa Coleman vs. Vanderbilt (RSF, 3-28-09)	27
3. Alyssa Thomas vs. Tennessee (RSF, 3-30-14)	25
Deanna Tate vs. Tennessee (FF, 3-31-89)	25
Deanna Tate vs. Ohio State (1R, 3-16-86)	25
6. Deanna Tate vs. Texas (RF, 3-25-89)	24
7. Alyssa Thomas vs. Quinnipiac (1R, 3-23-13)	23
8. Kristi Toliver vs. Utah (RF, 3-27-06)	22
9. Alyssa Thomas vs. Texas A&M (RSF, 3-25-12)	21
Kristi Toliver vs. Stanford (RF, 3-31-08)	21
Kristi Toliver vs. Mississippi (2R, 3-20-07)	21
Carla Holmes vs. Texas (RF, 3-25-89)	21
Vicky Bullett vs. Stephen F. Austin RSF, 3-18-89)	21

CAREER - FIELD GOAL PERCENTAGE

(min. 25 att.)

1. Stephanie Jones (17, 18, 19)	.763 (29-38)
2. ALLIE KUBEK (24, 25)	.718 (28-39)
3. Chequita Wood (83, 84, 86)	.656 (21-32)
4. Crystal Langhorne (05, 06, 07, 08)	.647 (110-170)
5. Subrena Rivers (86, 89, 90)	.613 (19-31)
6. Debbie Lytle (82, 83)	.612 (30-49)
7. Brionna Jones (14, 15, 16, 17)	.608 (73-120)
8. Lisa Brown (86, 88)	.605 (23-38)
9. Malissa Boles (92, 93)	.604 (29-48)
10. Faith Masonius (21, 22, 23, 24)	.600 (33-55)
11. Jessie Hicks (90, 91, 92, 93)	.591 (39-66)
12. Belinda Pearman (82, 83, 84)	.578 (37-64)

SERIES - FIELD GOAL PERCENTAGE

(min. 15 att.)

1. Stephanie Jones (19)	.813 (13-16)
2. Faith Masonius (21)	.733 (11-15)
3. Crystal Langhorne (06)	.716 (53-74)
4. Jessie Hicks (92)	.714 (15-21)
5. Belinda Pearman (82)	.676 (23-34)
6. ALLIE KUBEK (25)	.667 (18-27)
7. Crystal Langhorne (08)	.652 (30-46)
8. Vicky Bullett (88)	.650 (26-40)
9. Subrena Rivers (90)	.647 (11-17)
10. Brionna Jones (15)	.634 (26-41)
11. Brionna Jones (17)	.630 (29-46)
12. Shyanne Sellers (23)	.625 (10-16)
Crystal Washington (04)	.625 (10-16)
14. Debbie Lytle (82)	.613 (19-31)
15. Faith Masonius (23)	.600 (15-25)

GAME - FIELD GOAL PERCENTAGE

(min. 8 att.)

1. Chequita Wood vs. Cheyney State (1R, 3-17-84)	.909 (10-11)
--	--------------

2. Stephanie Jones vs. UCLA (2R, 3-25-19)	.875 (7-8)
Laurin Mincy vs. Texas A&M (RSF, 3-25-12)	.875 (7-8)
3. ALLIE KUBEK vs. Iowa State (1R, 3-22-24)	.833 (10-12)
Crystal Langhorne vs. North Carolina (NSF, 4-2-06)	.833 (10-12)
5. Laurin Mincy vs. Princeton (2R, 3-23-15)	.818 (9-11)
Lexie Brown vs. Army (1R, 3-20-93)	.818 (9-11)
7. Kristi Toliver vs. Dartmouth (1R, 3-22-09)	.786 (11-14)
Malissa Boles vs. SW Missouri State (1R, 3-20-93)	.786 (11-14)
9. Stephanie Jones at NC State (2R, 3-18-18)	.778 (7-9)
Crystal Langhorne vs. Baylor (RSF, 3-25-06)	.778 (14-18)
Vicky Bullett vs. Ohio State (RSF, 3-24-88)	.778 (14-18)
12. Stephanie Jones vs. Radford (1R, 3-23-19)	.750 (6-8)
Edna Campbell vs. St. Joseph's (2R, 3-19-88)	.750 (9-12)
Lea Hakala vs. Central Michigan (1R, 3-19-83)	.750 (6-8)
Marcia Richardson vs. Central Michigan (1R, 3-19-83)	.750 (6-8)
Belinda Pearman vs. Drake (RF, 3-21-82)	.750 (6-8)

CAREER - 3-POINT FIELD GOALS MADE

1. Kristi Toliver (06, 07, 08, 09)	36
2. Laurin Mincy (11, 12, 14, 15)	26
3. Lexie Brown (14, 15)	18
4. Shatori Walker-Kimbrough (14, 15, 16, 17)	16
5. Marissa Coleman (06, 07, 08, 09)	15
6. Shay Doron (04, 05, 06, 07)	14
7. SARAH TE-BIASU (25)	13
Katie Rutan (13, 14)	13
Brinae Alexander (23, 24)	12
Diamond Miller (21, 22, 23)	12
Ashleigh Newman (05, 06, 07, 08)	12
12. ALLIE KUBEK (24, 25)	11
Katie Benzan (21, 22)	11
Kristen Conroy (15, 16, 17, 18)	11
15. Chloe Bibby (21, 22)	10
16. Marah Strickland (08, 09)	9
17. Brene Moseley (12, 14, 15, 16)	8
Kim Rodgers (09, 11, 12)	8

SERIES - 3-POINT FIELD GOALS MADE

1. Kristi Toliver (06)	14
2. SARAH TE-BIASU (25)	13
3. Laurin Mincy (15)	12
4. Lexie Brown (15)	11
Kristi Toliver (09)	11
6. Brinae Alexander (23)	10
7. Lavender Briggs (23)	7
Lexie Brown (14)	7
Katie Rutan (14)	7
10. Abby Meyers (23)	6
Katie Benzan (22)	6
Diamond Miller (22)	6
Shatori Walker-Kimbrough (16)	6
Laurin Mincy (14)	6
Katie Rutan (13)	6
Kristi Toliver (07)	6
Ashleigh Newman (06)	6
18. Katie Benzan (21)	5
Chloe Bibby (21)	5
Chloe Bibby (22)	5
Taylor Mikesell (19)	5
Shatori Walker-Kimbrough (17)	5
Shatori Walker-Kimbrough (15)	5
Chloe Pavlech (13)	5
Laurin Mincy (12)	5
Marah Strickland (09)	5
Kristi Toliver (08)	5
Shay Doron (06)	5
Carla Holmes (89)	5

GAME - 3-POINT FIELD GOALS MADE

1. ALLIE KUBEK vs. Iowa State (1R, 3-22-24)	7
2. SARAH TE-BIASU vs. Norfolk State (1R, 3-22-25)	6
Laurin Mincy vs. Princeton (2R, 3-23-15)	6
Kristi Toliver vs. Utah (RF, 3-27-06)	6
5. SARAH TE-BIASU vs. Alabama (2R, 3-24-25)	5
Katie Benzan vs. Delaware (1R, 3-18-22)	5
Shatori Walker-Kimbrough vs. Washington (2R, 3-21-16)	5
Lexie Brown vs. Princeton (2R, 3-23-15)	5
9. Brinae Alexander vs. Holy Cross (1R, 3-17-23)	4
Taylor Mikesell vs. Radford (1R, 3-23-19)	4
Lexie Brown vs. Duke (RSF, 3-28-15)	4
Katie Rutan vs. Louisville (RF, 4-1-14)	4
Kristi Toliver vs. Louisville (RF, 3-30-09)	4
14. SHYANNE SELLERS vs. Alabama (2R, 3-24-25)	3
Diamond Miller vs. FGCU (2R, 3-20-22)	3
Chloe Bibby vs. Delaware (1R, 3-18-22)	3
Kristen Conroy vs. Princeton (1R, 3-16-18)	3
Destiny Slocum vs. West Virginia (2R, 3-19-17)	3
Shatori Walker-Kimbrough vs. West Virginia (2R, 3-19-17)	3
Shatori Walker-Kimbrough vs. Bucknell (1R, 3-17-17)	3
Kristen Conroy vs. Washington (2R, 3-21-16)	3
19 others	

CAREER - 3-POINT FIELD GOALS ATTEMPTED

1. Kristi Toliver (06, 07, 08, 09)	112
2. Laurin Mincy (11, 12, 14, 15)	65
3. Lexie Brown (14, 15)	54
4. Marissa Coleman (06, 07, 08, 09)	50
5. Shay Doron (04, 05, 06, 07)	46
6. Diamond Miller (21, 22, 23)	38
7. Shatori Walker-Kimbrough (14, 15, 16, 17)	33
8. Brene Moseley (12, 14, 15, 16)	31
Katie Rutan (13, 14)	31
10. Marah Strickland (08, 09)	29
11. Kim Rodgers (09, 11, 12)	28
Ashleigh Newman (05, 06, 07, 08)	28
13. Brinae Alexander (23, 24)	27
Chloe Bibby (21, 22)	27
15. Kristen Conroy (15, 16, 17, 18)	26
16. Carla Holmes (88, 89, 90)	23
17. SHYANNE SELLERS (22, 23, 24, 25)	22
Katie Benzan (21, 22)	22
19. SARAH TE-BIASU (25)	20
20. Taylor Mikesell (19, 20)	16
Anjalé Barrett (09, 11, 12)	16
22. Limor Mizrahi (92)	15
23. ALLIE KUBEK (24, 25)	13
24. KAYLENE SMIKLE (25)	12
Abby Meyers (23)	12
Chloe Pavlech (13, 14, 15, 16)	12
Alyssa Thomas (11, 12, 13, 14)	12

SERIES - 3-POINT FIELD GOALS ATTEMPTED

1. Kristi Toliver (06)	37
2. Lexie Brown (15)	31
3. Kristi Toliver (09)	30
4. Kristi Toliver (08)	24
5. Lexie Brown (14)	23
6. Brinae Alexander (23)	22
Laurin Mincy (14)	22
Shay Doron (06)	22
9. Laurin Mincy (15)	21
Kristi Toliver (07)	21
11. SARAH TE-BIASU (25)	20
12. Diamond Miller (22)	18
13. Katie Rutan (13)	17
14. Taylor Mikesell (19)	16
Brene Moseley (15)	16
Marissa Coleman (06)	16

NCAA TOURNAMENT RECORDS

Marah Strickland (09)	16
18. Limor Mizrahi (92)	15

GAME - 3-POINT FIELD GOALS ATTEMPTED

1. Kristi Toliver vs. Mississippi (2R, 3-20-07)	13
2. Laurin Mincy vs. Princeton (2R, 3-23-15)	11
3. Taylor Mikesell vs. Radford (1R, 3-23-19)	10
Kristi Toliver vs. Louisville (RF, 3-30-09)	10
5. Shatori Walker-Kimbrough vs. Washington (2R, 3-21-16)	9
Kristi Toliver vs. Vanderbilt (RSF, 3-28-09)	9
Kristi Toliver vs. St. John's (2R, 3-21-06)	9
Kristi Toliver vs. Utah (RSF, 3-27-06)	9
Marché Strickland vs. Colorado State (1R, 3-17-01)	9
Tiffany Brown vs. Purdue (1R, 3-14-97)	9
10. SHYANNE SELLERS vs. Alabama (2R, 3-24-25)	8
SARAH TE-BIASU vs. Norfolk State (1R, 3-22-25)	8
ALLIE KUBEK vs. Iowa State (1R, 3-22-24)	8
Diamond Miller vs. FGCU (3-20-22)	8
Kristen Confroy vs. Washington(2R, 3-21-16)	8
Lexie Brown at Louisville (RF, 4-1-14)	8
Laurin Mincy vs. Georgetown (2R, 3-22-11)	8
Kristi Toliver vs. Stanford (RF, 3-31-08)	8
Kristi Toliver vs. Harvard (1R, 3-18-07)	8
Lisa Brown vs. Auburn (RF, 3-26-88)	8

CAREER - 3-POINT FIELD GOAL PERCENTAGE

(min. 10 att.)

1. ALLIE KUBEK (24, 25)	.846 (11-13)
2. SARAH TE-BIASU (25)	.650 (13-20)
3. Lavender Briggs (23)	.636 (7-11)
4. Abby Meyers (23)	.500 (6-12)
Katie Benzan (21, 22)	.500 (11-21)
Chloe Pavlech (13, 14, 15, 16)	.500 (6-12)
7. Shatori Walker-Kimbrough (14, 15, 16, 17)	.485(16-33)
8. Chloe Bibby (21, 22)	.450 (9-20)
9. Ashleigh Newman (05, 06, 07, 08)	.429 (12-18)
10. Brinae Alexander (23, 24)	.444 (12-27)
11. Kristen Confroy (15, 16, 17, 18)	.423 (11-26)
12. Katie Rutan (13, 14)	.419 (13-31)
13. Laurin Mincy (11, 12, 14, 15)	.400 (26-65)
Lisa Brown (86, 88)	.400 (4-10)
15. Chloe Bibby (21, 22)	.371 (10-27)
16. Lexie Brown (14, 15)	.333 (18-54)
Alyssa Thomas (11, 12, 13, 14)	.333 (4-12)
18. Kristi Toliver (06, 07, 08, 09)	.321 (36-112)
19. Diamond Miller (21, 22, 23)	.316 (12-38)
20. Taylor Mikesell (19)	.313 (5-16)
21. Marah Strickland (08, 09)	.310 (9-29)
22. Shay Doron (04, 05, 06, 07)	.304 (14-46)
Carla Holmes (88, 89, 90)	.304 (7-23)
24. Destiny Slocum (17)	.300 (3-10)
Marissa Coleman (06, 07, 08, 09)	.300 (15-50)
26. Kim Rodgers (09, 11, 12)	.286 (8-28)
27. Limor Mizrahi (92)	.267 (4-15)

SERIES - 3-POINT FIELD GOAL PERCENTAGE

(min. 7 att.)

1. SARAH TE-BIASU (25)	.650 (13-20)
2. Lavender Briggs (23)	.636 (7-11)
3. Katie Benzan (22)	.600 (6-10)
Shatori Walker-Kimbrough (16)	.600 (6-10)
5. Katie Rutan (14)	.583 (7-12)
6. Laurin Mincy (15)	.571 (11-21)
7. Chloe Pavlech (13)	.556 (5-9)
8. Abby Meyers (23)	.500 (6-12)
Shatori Walker-Kimbrough (17)	.500 (5-10)
Shatori Walker-Kimbrough (15)	.500 (5-10)
Laurin Mincy (12)	.500 (5-10)
12. Ashleigh Newman (06)	.462 (6-13)
13. Brinae Alexander (23)	.455 (10-22)

14. Marissa Coleman (09)	.444 (4-9)
15. Kristen Confroy (17)	.429 (3-7)
Brene Moseley (12)	.429 (3-7)
17. Katie Benzan (21)	.417 (5-12)
18. Lisa Brown (88).400 (4-10)	
19. Chloe Bibby (22)	.385 (5-13)
20. Kristi Toliver (06)	.378 (14-37)
21. Kristi Toliver (09)	.367 (11-30)
22. Kristen Confroy (16)	.364 (4-11)
23. Chloe Bibby (21)	.357 5-14)
Carla Holmes (89)	.357 (5-14)
25. Lexie Brown (15)	.355 (11-31)
26. Katie Rutan (13)	.353 (6-17)
27. Diamond Miller (22)	.333 (6-18)
Kim Rodgers (12)	.333 (4-12)
Delvona Oliver (04)	.333 (3-9)
Marché Strickland (01)	.333 (3-9)

GAME - 3-POINT FIELD GOAL PERCENTAGE

(min. 3 att.)

1. Katie Rutan vs. Army (1R, 3-23-14)	1.000 (3-3)
Shay Doron vs. Harvard (1R, 3-18-07)	1.000 (3-3)
Monica Bennett vs. SW Missouri State (1R, 3-20-93)	1.000 (3-3)
4. ALLIE KUBEK vs. Iowa State (1R, 3-22-24)	.875 (7-8)
5. Laurin Mincy vs. Princeton (2R, 3-23-15)	.857 (6-7)
6. SARAH TE-BIASU vs. Norfolk State (1R, 3-22-25)	.750 (6-8)
Chloe Bibby vs. Delaware (1R, 3-18-22)	.750 (3-4)
Shatori Walker Kimbrough vs. Bucknell (1R, 3-27-17)	.750 (3-4)
Lexie Brown vs. Army (1R, 3-23-14)	.750 (3-4)
Chloe Pavlech vs. Connecticut (RSF, 3-30-13)	.750 (3-4)
Anjalé Barrett vs. Saint Francis (Pa.) (1R, 3-20-11)	.750 (3-4)
Kristi Toliver vs. Baylor (RSF, 3-25-06)	.750 (3-4)
13. SARAH TE-BIASU vs. Alabama (2R, 3-24-25)	.714 (5-7)
Katie Benzan vs. Delaware (1R, 3-18-22)	.714 (5-7)
15. ALLIE KUBEK vs. Alabama (2R, 3-24-25)	.667 (2-3)
Lavender Briggs vs. South Carolina (RF, 3-27-23)	.667 (2-3)
Abby Meyers vs. South Carolina (RF, 3-27-23)	.667 (2-3)
Shatori Walker Kimbrough vs. West Virginia (2R, 3-19-17)	.667 (2-3)
Laurin Mincy vs. Duke (3-28-15)	.667 (4-6)
Laurin Mincy vs. NM State (1R, 3-21-15)	.667 (2-3)
Shatori Walker Kimbrough vs. NM State (1R, 3-21-14)	.667 (2-3)
Katie Rutan at Louisville (RF, 4-1-14)	.667 (4-6)
Kristi Toliver vs. Utah (RF, 3-27-06)	.667 (6-9)
24. Kristen Confroy vs. Princeton (1R, 3-16-18)	.600 (3-5)
Kristen Confroy vs. West Virginia (2R, 3-19-17)	.600 (3-5)
Lexie Brown vs. Tennessee (RF, 3-30-15)	.600 (3-5)
Kristi Toliver vs. Dartmouth (1R, 3-22-09)	.600 (3-5)
Marah Strickland vs. Vanderbilt (RSF, 3-29-08)	.600 (3-5)
Shay Doron vs. Sacred Heart (1R, 3-19-06)	.600 (3-5)
30. Shatori Walker Kimbrough vs. Washington (2R, 3-21-16)	.556 (5-9)
31. Brinae Alexander vs. Holy Cross (1R, 3-17-23)	.571 (4-7)
32. Lavender Briggs vs. Notre Dame (RSF, 3-25-23)	.500 (2-4)
Channise Lewis vs. Princeton (1R, 3-16-18)	.500 (2-4)
8 others	

CAREER - FREE THROWS MADE

1. Shay Doron (04, 05, 06, 07)	63
2. Crystal Langhorne (05, 06, 07, 08)	60
3. Alyssa Thomas (11, 12, 13, 14)	58
4. Laura Harper (06, 07)	55
5. Marissa Coleman (06, 07, 08, 09)	51
6. SHYANNE SELLERS (22, 23, 24, 25)	50
7. Laurin Mincy (11, 12, 14, 15)	45
8. Angel Reese (21, 22)	36
9. Vicky Bullett (86, 88, 89)	33
10. Diamond Miller (21, 22, 23)	31

Kristi Toliver (06, 07, 08, 09)	31
12. Shatori Walker-Kimbrough (14, 15, 16, 17)	29
Deanna Tate (86, 88, 89)	29
14. Brionna Jones (14, 15, 16, 17)	28
15. Alicia DeVaughn (11, 12, 13, 14)	26
16. Lexie Brown (14, 15)	24
17. Lynetta Kizer (09, 11, 12)	23
18. KAYLENE SMIKLE (25)	19
Dafne Lee (89, 90, 91, 92)	19

SERIES - FREE THROWS MADE

1. Laura Harper (06)	30
2. Angel Reese (22)	26
Crystal Langhorne (06)	26
4. Alyssa Thomas (14)	24
Crystal Langhorne (08)	24
6. Shay Doron (09)	23
7. Vicky Bullett (89)	20
8. KAYLENE SMIKLE (25)	19
SHYANNE SELLERS (25)	19
SHYANNE SELLERS (23)	19
Lexie Brown (14)	19
Laura Harper (08)	19
13. Brionna Jones (15)	18
Laurin Mincy (12)	18
Shay Doron (04)	18
16. Marissa Coleman (08)	17
Marissa Coleman (09)	17
Deanna Tate (89)	17

GAME - FREE THROWS MADE

1. Angel Reese vs. FGCU (2R, 3-20-22)	11
Alyssa Thomas vs. Georgetown (2R, 3-22-11)	11
Shay Doron vs. LSU (2R, 3-23-04)	11
4. Angel Reese vs. Stanford (RSF, 3-25-22)	10
Laurin Mincy vs. Louisville (2R, 3-19-12)	10
Marissa Coleman vs. Vanderbilt (RSF, 3-28-09)	10
Carla Holmes vs. Texas (RF, 3-25-89)	10
8. SHYANNE SELLERS vs. Alabama (2R, 3-24-25)	9
KAYLENE SMIKLE vs. Norfolk State (1R, 3-22-25)	9
Lexie Brown at Louisville (RSF, 4-1-14)	9
Crystal Langhorne vs. Coppin State (1R, 3-23-08)	9
Shay Doron vs. St. John's (2R, 3-21-06)	9
Jasmina Perazic vs. Missouri (RSF, 3-19-82)	9
14. SHYANNE SELLERS vs. Notre Dame (RSF, 3-25-23)	8
Brionna Jones vs. New Mexico State (1R, 3-21-15)	8
7 others	

CAREER - FREE THROWS ATTEMPTED

1. Crystal Langhorne (05, 06, 07, 08)	91
2. Alyssa Thomas (11, 12, 13, 14)	78
3. Laura Harper (06, 07, 08)	73
4. Shay Doron (04, 05, 06, 07)	66
5. Marissa Coleman (06, 07, 08, 09)	65
6. SHYANNE SELLERS (22, 23, 24, 25)	59
7. Laurin Mincy (11, 12, 14, 15)	56
8. Angel Reese (21, 22)	44
9. Diamond Miller (21, 22, 23)	40
Lynetta Kizer (09, 11, 12)	40
11. Vicky Bullett (86, 88, 89)	39
12. Brionna Jones (14, 15, 16, 17)	38
13. Alicia DeVaughn (11, 12, 13, 14)	35
14. Kristi Toliver (06, 07, 08, 09)	33
15. Deanna Tate (86, 88, 89)	32
16. Shatori Walker-Kimbrough (14, 15, 16, 17)	31
17. Lexie Brown (14, 15)	30
Dafne Lee (89, 90, 91, 92)	30

SERIES - FREE THROWS ATTEMPTED

NCAA TOURNAMENT RECORDS

1. Laura Harper (06)	39
Crystal Langhorne (06)	39
3. Crystal Langhorne (08)	32
4. Angel Reese (22)	31
Alyssa Thomas (14)	31
6. Shay Doron (06)	28
7. Laura Harper (08)	27
8. Brionna Jones (15)	24
Lexie Brown (14)	24
Vicky Bullett (14)	24
11. Laurin Mincy (12)	23
Marissa Coleman (08)	23
Shay Doron (04)	23

GAME - FREE THROWS ATTEMPTED

1. Angel Reese vs. FGCU (2R, 3-20-22)	14
2. Laurin Mincy vs. Louisville (2R, 3-19-12)	13
3. Angel Reese vs. Stanford (RSF, 3-25-22)	12
Shay Doron vs. LSU (2R, 3-23-04)	12
5. Alyssa Thomas vs. Georgetown (2R, 3-22-11)	11
Marissa Coleman vs. Vanderbilt (RSF, 3-28-09)	11
Crystal Langhorne vs. Coppin State (1R, 3-23-08)	11
Shay Doron vs. Miami (1R, 3-21-04)	11
Carla Holmes vs. Texas (RF, 3-25-89)	11
10. Shatori Walker-Kimbrough vs. Washington (2R, 3-21-16)	10
8 others	

CAREER - FREE THROW PERCENTAGE

(min. 12 att.)

1. Jasmina Perazic (82, 83)	.947 (18-19)
2. Kristi Toliver (06, 07, 08, 09)	.939 (31-33)
3. Shatori Walker-Kimbrough (14, 15, 16, 17)	.935 (29-31)
4. Deanna Tate (86, 88, 89)	.906 (29-32)
5. KAYLENE SMIKLE (25)	.905 (19-21)
6. Carla Holmes (88, 89, 90)	.900 (18-20)
7. SHYANNE SELLERS (22, 23, 24, 25)	.847 (50-59)
8. Vicky Bullett (86, 88, 89)	.846 (33-39)
9. Angel Reese (21, 22)	.818 (36-44)
10. Jade Perry (05, 06, 07, 08)	.813 (13-16)
11. Laurin Mincy (11, 12, 14, 15)	.804 (45-56)
12. Shay Doron (04, 05, 06, 07)	.803 (53-66)
13. Lexie Brown (14, 15)	.800 (24-30)
Tianna Hawkins (11, 12, 13)	.800 (16-20)
15. Marissa Coleman (06, 07, 08, 09)	.785 (51-65)

SERIES - FREE THROW PERCENTAGE

(min. 10 att.)

1. SHYANNE SELLERS (25)	1.000 (19-19)
Shatori Walker-Kimbrough (16)	1.000 (10-10)
3. Alyssa Thomas (11)	1.000 (15-15)
4. Deanna Tate (89)	.944 (17-18)
5. Kristi Toliver (08)	.941 (16-17)
6. Jasmina Perazic (82)	.938 (15-16)
7. Diamond Miller (21)	.923 (12-13)
Carla Holmes (89)	.923 (12-13)
Vicky Bullett (88)	.923 (12-13)
10. Ieshia Small (18)	.917 (11-12)
Shatori Walker-Kimbrough (15)	.917 (11-12)
12. KAYLENE SMIKLE (25)	.905 (19-21)
13. Marissa Coleman (06)	.875 (14-16)
14. SHYANNE SELLERS (23)	.864 (19-22)
15. Laurin Mincy (14)	.846 (11-13)
16. Angel Reese (22)	.839 (26-81)
17. Vicky Bullett (89)	.833 (20-24)
18. Shay Doron (06)	.821 (23-28)

GAME - FREE THROW PERCENTAGE

(min. 8 att.)

1. SHYANNE SELLERS vs. Alabama (2R, 3-24-25)	1.000 (9-9)
---	--------------------

KAYLENE SMIKLE vs. Norfolk State (1R, 3-22-25) 1.000 (9-9)

Shatori Walker-Kimbrough vs. Washington (2R, 3-21-16)	1.000 (10-10)
Alyssa Thomas vs. Georgetown (2R, 3-22-11)	1.000 (11-11)
Jasmina Perazic vs. Missouri RSF, 3-19-82)	1.000 (9-9)
Deanna Tate vs. Texas (RF, 3-25-89)	1.000 (8-8)
Vicky Bullett vs. Stephen F. Austin (RSF, 3-23-89)	1.000 (8-8)
8. Shay Doron vs. LSU (2R, 3-23-04)	.917 (11-12)
9. Marissa Coleman vs. Vanderbilt (RSF, 3-28-09)	.909 (10-11)
Carla Holmes vs. Texas (RF, 3-25-89)	.909 (10-11)
11. Lexie Brown at Louisville (RF, 4-1-14)	.900 (9-10)
Shay Doron vs. St. John's (2R, 3-21-06)	.900 (9-10)

CAREER - REBOUNDS

1. Marissa Coleman (06, 07, 08, 09)	152
2. Crystal Langhorne (05, 06, 07, 08)	133
3. Alyssa Thomas (11, 12, 13, 14)	129
4. Brionna Jones (14, 15, 16, 17)	113
5. Alicia DeVaughn (11, 12, 13, 14)	92
6. Laura Harper (06, 07, 08)	88
7. Tianna Hawkins (11, 12, 13)	85
8. Vicky Bullett (86, 88, 89)	73
9. Laurin Mincy (11, 12, 14, 15)	70
10. Shatori Walker-Kimbrough (14, 15, 16, 17)	61
11. Lynetta Kizer (09, 11, 12)	57
12. Kristi Toliver (06, 07, 08, 09)	55
13. Diamond Miller (21, 22, 23)	54
14. SHYANNE SELLERS (22, 23, 24, 25)	51
15. Shay Doron (04, 05, 06, 07)	48
16. Jessie Hicks (90, 91, 92, 93)	45
17. Angel Reese (21, 22)	43
Dafne Lee (89, 90, 91, 92)	43
Debbie Lytle (82, 83)	43

SERIES - REBOUNDS

1. Marissa Coleman (06)	61
2. Alyssa Thomas (14)	57
3. Laura Harper (06)	50
Marissa Coleman (09)	50
5. Crystal Langhorne (06)	49
6. Demauria Liles (09)	48
7. Brionna Jones (15)	45
8. Vicky Bullett (89)	42
9. Crystal Langhorne (08)	41
10. Alicia DeVaughn (13)	38
11. Brionna Jones (17)	36
12. Tianna Hawkins (13)	35
13. Alicia DeVaughn (14)	34
Myra Waters (82)	34

SINGLE GAME - REBOUNDS

1. Marissa Coleman vs. Utah (2R, 3-24-09)	18
Vicky Bullett vs. Bowling Green (2R, 3-18-89)	18
3. Alicia DeVaughn vs. Quinnipiac (1R, 3-23-13)	17
Demauria Liles vs. Utah (2R, 3-24-09)	17
5. Tianna Hawkins vs. Quinnipiac (1R, 3-23-13)	16
Crystal Langhorne vs. Ohio State (2R, 3-22-05)	16
7. Brionna Jones vs. Oregon (RSF, 3-25-17)	15
Marissa Coleman vs. Vanderbilt (RSF, 3-28-09)	15
Crystal Langhorne vs. Baylor (RSF, 3-25-06)	15
10. Alyssa Thomas vs. Army (1R, 3-23-14)	14
Tianna Hawkins vs. Louisville (2R, 3-19-12)	14
Alyssa Thomas vs. Georgetown (2R, 3-22-11)	14
Marissa Coleman vs. Duke (NF, 4-4-06)	14
Marissa Coleman vs. North Carolina (NSF, 4-2-06)	14

CAREER - REBOUNDING AVERAGE

(min. 2 tournaments)

1. Crystal Langhorne (05, 06, 07, 08)	9.5 (133)
Marissa Coleman (06, 07, 08, 09)	9.5 (152)
3. Tianna Hawkins (11, 12, 13)	9.4 (85)
4. Alyssa Thomas (11, 12, 13, 14)	9.2 (129)
5. Vicky Bullett (86, 88, 89)	9.1 (73)
6. ALLIE KUBEK (24, 25)	7.5 (30)
Brionna Jones (14, 15, 16, 17)	7.5 (113)
8. Laura Harper (06, 07, 08)	7.3 (88)
9. Angel Reese (21, 22)	7.2 (43)
Debbie Lytle (82, 83)	7.2 (43)
11. Alicia DeVaughn (11, 12, 13, 14)	6.6 (92)
12. Jessie Hicks (90, 91, 92, 93)	6.4 (45)
13. Kaila Charles (17, 18, 19)	6.0 (42)
14. Lynetta Kizer (09, 11, 12)	5.7 (57)
15. Diamond Miller (21, 22, 23)	5.4 (54)
16. Subrena Rivers (86, 88, 89)	5.3 (37)
17. Kalika France (04, 05)	5.0 (20)

SERIES - REBOUNDING AVERAGE

(min. 2 games)

1. Crystal Langhorne (05)	13.0 (26)
2. Alicia DeVaughn (13)	12.7 (38)
3. Marissa Coleman (09)	12.5 (50)
4. Brionna Jones (17)	12.0 (36)
Demauria Liles (09)	12.0 (48)
6. Tianna Hawkins (13)	11.7 (35)
7. Alyssa Thomas (14)	11.4 (57)
8. Marissa Coleman (07)	10.5 (21)
Vicky Bullett (89)	10.5 (42)
10. Crystal Langhorne (08)	10.3 (41)
11. Marissa Coleman (06)	10.2 (61)
12. Lynetta Kizer (11)	9.5 (19)
13. Angel Reese (22)	9.0 (27)
Brionna Jones (15)	9.0 (45)
Alyssa Thomas (11)	9.0 (18)
Vicky Bullett (88)	9.0 (27)
Chrissy Fisher (04)	9.0 (18)

CAREER - ASSISTS

1. Kristi Toliver (06, 07, 08, 09)	89
2. SHYANNE SELLERS (22, 23, 24, 25)	50
3. Alyssa Thomas (11, 12, 13, 14)	44
4. Marissa Coleman (06, 07, 08, 09)	41
Carla Holmes (88, 89, 90)	41
6. Lexie Brown (14, 15)	40
7. Deanna Tate (86, 88, 89)	39
8. Laurin Mincy (11, 12, 14, 15)	36
Debbie Lytle (82, 83)	36
10. Shay Doron (04, 05, 06, 07)	33
11. Brene Moseley (12, 14, 15, 16)	31
12. Ashley Owusu (21, 22)	28
Anjalé Barrett (09, 11, 12)	28
14. Diamond Miller (21, 22, 23)	25
15. Crystal Langhorne (05, 06, 07, 08)	24
16. Jasmina Perazic (82, 83)	23

SERIES - ASSISTS

1. Kristi Toliver (06)	35
2. SHYANNE SELLERS (23)	27
Kristi Toliver (08)	27
4. Debbie Lytle (82)	26
5. Laurin Mincy (15)	23
Lexie Brown (14)	23
7. Ashley Owusu (21)	20
Marissa Coleman (06)	20
Terri Bradley (90)	20
Carla Holmes (88)	20
11. Destiny Slocum (17)	18

NCAA TOURNAMENT RECORDS

Deanna Tate (89)	18
Deanna Tate (88)	18

GAME - ASSISTS

1. Debbie Lytle vs. Stanford (2R, 3-14-82)	13
2. Kristi Toliver vs. Sacred Heart (1R, 3-19-06)	12
3. Terri Bradley vs. Appalachian State (1R, 3-14-90)	11
4. Carla Holmes vs. St. Joseph's (2R, 3-19-88)	10
5. Kristi Toliver vs. Harvard (1R, 3-18-07)	9
Terri Bradley vs. Providence (2R, 3-17-90)	9
Carla Holmes vs. Appalachian State (1R, 3-14-90)	9
8. SHYANNE SELLERS vs. Notre Dame (RSF, 3-25-23)	8
SHYANNE SELLERS vs. Holy Cross (1R, 3-17-23)	8
Ashley Owusu vs. Alabama (2R, 3-24-21)	8
Destiny Slocum vs. West Virginia(2R, 3-19-17)	8
Lexie Brown vs. Notre Dame (NSF, 4-6-14)	8
Kristi Toliver vs. Vanderbilt (RSF, 3-29-08)	8
Kristi Toliver vs. St. John's (2R, 3-21-06)	8
Vicki Brick vs. Miami (1R, 3-21-04)	8
Deanna Tate vs. Ohio State (RSF, 3-24-88)	8

CAREER - ASSISTS AVERAGE

(min. 2 tournaments)

1. Debbie Lytle (82, 83)	6.0 (36)
2. Kristi Toliver (06, 07, 08, 09)	5.6 (89)
3. Carla Holmes (88, 89, 90)	5.1 (41)
4. Deanna Tate (86, 88, 89)	4.9 (39)
5. Channise Lewis (18, 19, 20)	4.8 (19)
6. Ashley Owusu (21, 22)	4.7 (28)
7. SHYANNE SELLERS (22, 23, 24, 25)	4.5 (50)
8. Lexie Brown (14, 15)	4.0 (40)
9. Jasmina Perazic (82, 83)	3.8 (23)
10. Katie Benzan (21, 22)	3.5 (21)
11. Malissa Boles (92, 93)	3.3 (13)
12. Alyssa Thomas (11, 12, 13, 14)	3.1 (44)
13. Marcia Richardson (82, 83, 84)	3.0 (21)
14. Anjalé Barrett (09, 11, 12)	2.8 (28)
15. Marissa Coleman (06, 07, 08, 09)	2.6 (41)
16. Diamond Miller (21, 22, 23)	2.5 (25)

SERIES - ASSISTS AVERAGE

(min. 2 games)

1. Terri Bradley (90)	10.0 (20)
2. SHYANNE SELLERS (23)	6.8 (27)
Kristi Toliver (08)	6.8 (27)
4. Carla Holmes (88)	6.7 (20)
5. Carla Holmes (90)	6.5 (13)
Subrena Rivers (90)	6.5 (13)
Debbie Lytle (82)	6.5 (26)
8. Channise Lewis (19)	6.0 (12)
Destiny Slocum (17)	6.0 (18)
Deanna Tate (88)	6.0 (18)
Kristi Toliver (07)	6.0 (12)

CAREER - BLOCKS

1. Brionna Jones (14, 15, 16, 17)	15
Marissa Coleman (06, 07, 08, 09)	15
3. Vicky Bullett (86, 88, 89)	14
4. Jessie Hicks (90, 91, 92, 93)	13
5. Diamond Miller (21, 22, 23)	11
Alicia DeV Vaughn (11, 12, 13, 14)	11
Laura Harper (06, 07, 08)	11
8. Shatori Walker-Kimbrough (14, 15, 16, 17)	9
9. Tianna Hawkins (11, 12, 13)	8
10. Angel Reese (21, 22)	7
Crystal Langhorne (05, 06, 07, 08)	7
12. Faith Masonius (21, 22, 23, 24)	6
Delvona Oliver (04)	6
Debbie Lytle (82, 83)	6

SERIES - BLOCKS

1. Vicky Bullett (89)	9
2. Brionna Jones (17)	7
3. Brionna Jones (15)	6
Delvona Oliver (04)	6
5. Diamond Miller (23)	5
Faith Masonius (23)	5
Angel Reese (22)	5
Marissa Coleman (06)	5
Laura Harper (06)	5
Vicky Bullett (88)	5
Demauria Liles (09)	5
12. SHYANNE SELLERS (23)	4
Abby Meyers (23)	4
Lavender Briggs (23)	4
Chloe Bibby (21)	4
Diamond Miller (21)	4
Stephanie Jones (18)	4
8 others	

GAME - BLOCKS

1. Shakira Austin vs. UCLA (2R, 3/25/19)	6
2. Stephanie Jones at NC State(2R, 3-18-18)	4
Brionna Jones vs. Tennessee (RF, 3-30-15)	4
Tianna Hawkins vs. Connecticut (RSF, 3-30-13)	4
Marissa Coleman vs. Utah (RF, 3-27-06)	4
Delvona Oliver vs. LSU (2R, 3-23-05)	4
Vicky Bullett vs. Bowling Green (2R, 3-18-89)	4
Vicky Bullett vs. Stephen F. Austin (RSF, 3-23-89)	4
9. Lavender Briggs vs. South Carolina (RF, 3-27-23)	3
Faith Masonius vs. South Carolina (RF, 3-27-23)	3
Angel Reese vs. Stanford (RSF, 3-25-22)	3
Brionna Jones vs. West Virginia (2R, 3-19-17)	3
Laurin Mincy vs. Texas A&M (RSF, 3-25-12)	3
5 others	

CAREER - STEALS

1. Deanna Tate (86, 88, 89)	30
2. Shatori Walker-Kimbrough (14, 15, 16, 17)	25
3. Marissa Coleman (06, 07, 08, 09)	21
4. Brionna Jones (14, 15, 16, 17)	20
5. Alyssa Thomas (11, 12, 13, 14)	19
6. Shay Doron (04, 05, 06, 07)	19
Vicky Bullett (86, 88, 89)	19
8. Diamond Miller (21, 22, 23)	18
9. Crystal Langhorne (05, 06, 07, 08)	16
10. Kristi Toliver (06, 07, 08, 09)	15
11. SHYANNE SELLERS (22, 23, 24, 25)	14
Laurin Mincy (11, 12, 14, 15)	14
Carla Holmes (88, 89, 90)	14
Subrena Rivers (86, 89, 90)	14

SERIES - STEALS

1. Deanna Tate (89)	19
2. Shay Doron (06)	12
3. Vicky Bullett (89)	11
Carla Holmes (89)	11
Myra Waters (82)	11
6. Brionna Jones (17)	10
Shatori Walker-Kimbrough (17)	10
Shatori Walker-Kimbrough (14)	10
Subrena Rivers (89)	10
10. Abby Meyers (23)	9
Laurin Mincy (14)	9
Deanna Tate (88)	9
13. Diamond Miller (23)	8
Katie Benzan (22)	8
Lexie Brown (14)	8
Tianna Hawkins (12)	8
Vicky Bullett (88)	8

NCAA TOURNAMENT RECORDS

Maryland Team Records

Largest Margin of Victory

52 vs. Mount St. Mary's (98-45), 3-22-21

Largest Margin of Defeat

31 vs. Notre Dame (80-49), 3-27-12

Overtime Periods

2- Maryland def. Alabama (111-108), 3-24-25

1- Maryland def. Duke (78-75), 4-4-06

1- Maryland def. Utah (75-65), 3-27-06

Points

Series High- 492 in 2006 (6 games)

Single Game High- 111 vs. Alabama, 3-24-25

Single Game Low- 48 vs. Purdue, 3-14-97

Scoring Average

Series High- 87.5 in 1990 (2 games)

Series Low- 63.5 in 2011 (2 games)

Field Goals Made

Series High- 177 in 2006 (6 games)

Single Game High- 47 vs. Appalachian State, 3-14-90

Single Game Low- 18 vs. Georgetown, 3-22-11

Field Goals Attempted

Series High- 381 in 2006 (6 games)

Single Game High- 82 vs. Alabama, 3-24-25

Single Game Low- 47 vs. SW Missouri State, 3-20-93; 47 vs. Old Dominion, 3-24-84

Field Goal Pct.

Series High- .564 in 1983 (66 for 117, 2 games)

Series Low- .357 in 2011 (41 for 115, 2 games)

Single Game High- .681 vs. SW Missouri State (32 for 47, 3-20-93)

Single Game Low- .316 vs. Georgetown (18 for 57, 3-22-11)

3-Point Field Goals Made

Series High- 35 in 2015 (5 games)

Single Game High- 12 vs. Princeton, 3-23-15

Single Game Low- 0 at NC State, 3-18-18; 0 vs. Oregon, 3-25-17; 0 vs. Notre Dame, 3-27-12; 0 vs. Purdue, 3-26-92; 0 vs. Appalachian State, 3-14-90; 0 vs. Bowling Green, 3-18-89

3-Point Field Goals Attempted

Series High- 88 in 2006 (6 games)

Single Game High- 28 vs. Washington, 3-21-16

Single Game Low- 0 vs. Appalachian State, 3-14-90

3-Point Field Goal Pct.

Series High- .429 in 2023 (27-63, 4 games)

Series Low- .167 in 1990 (1 for 6, 2 games)

Single Game High- .667 vs. Stephen F. Austin (2 for 3, 3-23-89)

Single Game Low- .000 at NC State (0 for 5, 3-18-18); .000 vs. Oregon (0 for 6, 3-25-17); .000 vs. Notre Dame (0 for 8, 3-27-12); .000 vs. Purdue (0 for 3, 3-26-92); .000 vs. Bowling Green (0 for 2, 3-18-89)

Free Throws Made

Series High- 109 in 2006 (6 games)

Single Game High- 28 vs. Coppin State, 3-23-08

Single Game Low- 5 vs. Washington, 3-21-16; vs. Connecticut, 4-5-15; 5 vs. Notre Dame, 3-27-12; 5 vs. Ohio State, 3-22-05; 5 vs. St. Joseph's, 3-19-88

Free Throws Attempted

Series High- 142 in 2006 (6 games)

Single Game High- 35 vs. Coppin State, 3-23-08

Single Game Low- 5 vs. Washington, 3-21-16

Free Throw Pct.

Series High- .838 in 2025 (62-74, 3 games)

Series Low- .579 in 2005 (22 for 38, 2 games)

Single Game High- 1.000 vs. Washington (5 for 5, 3-21-16); .938 vs. SW Missouri State (15 for 16, 3-20-93)

Single Game Low- .500 vs. Ohio State (5 for 10, 3-22-05)

Rebounds

Series High- 285 in 2006 (6 games)

Series Low- 58 in 1983 (2 games)

Single Game High- 59 vs. Quinnipiac, 3-23-13

Single Game Low- 13 vs. Old Dominion, 3-24-83

Rebounding Average

Series High- 48.0 in 2009 (192 in 4 games)

Series Low- 29.0 in 1983 (58 in 2 games)

Fouls

Series High- 101 in 2006 (6 games)

Single Game High- 29 vs. Ohio State, 3-16-86

Single Game Low- 7 vs. New Mexico State, 3-21-15; 7 vs. Sacred Heart, 3-19-06

Assists

Series High- 96 in 2006 (6 games)

Single Game High- 31 vs. Appalachian State, 3-14-90

Single Game Low- 6 vs. Tennessee, 3-31-89

Blocked Shots

Series High- 22 in 2023 (4 games)

Single Game High- 9 vs. South Carolina, 3-27-23

Single Game Low- 0 seven times, most recently vs. Princeton, 3-16-18

Steals

Series High- 60 in 1989 (4 games)

Single Game High- 25 vs. Stephen F. Austin, 3-23-89

Single Game Low- 1 vs. Vanderbilt, 3-28-09; 1 vs. Baylor, 3-25-06; 1 vs. LSU, 3-23-04

Opponent Team

Points

Series High- 401 in 2006 (6 games)

Single Game High- 108 by Alabama, 3-24-25

Single Game Low- 44 by Navy, 3-17-12

Scoring Average

Series High- 82.7 in 2025 (248 in 3 games)

Series Low- 59.0 in 2013 (177 in 3 games)

Field Goals Made

Series High- 144 in 2006 (6 games)

Single Game High- 44 by Auburn, 3-26-88

Single Game Low- 16 by Saint Francis (Pa.), 3-20-11

Field Goals Attempted

Series High- 402 in 2006 (6 games)

Single Game High- 80 by Cheyney State, 3-17-84; 80 by Central Michigan, 3-19-83

Single Game Low- 46 by Colorado State, 3-17-01

Field Goal Pct.

Series High- .505 in 1988 (104 for 206, 3 games)

Series Low- .355 in 2016 (44 for 124, 2 games)

Single Game High- .611 by Auburn (44 for 72, 3-26-88)

Single Game Low- .230 by Quinnipiac (17 for 74, 3-23-13)

3-Point Field Goals Made

Series High- 36 in 2006 (6 games)

Single Game High- 14 by Stanford, 3-31-08; 14 by Colorado State, 3-17-01

Single Game Low- 0 by Tennessee, 3-31-89; 0 by Stephen F. Austin, 3-23-89

3-Point Field Goals Attempted

Series High- 114 in 2006 (6 games)

Single Game High- 30 by Iona, 3-19-16

Single Game Low- 0 by Tennessee, 3-31-89

3-Point Field Goal Pct.

Series High- .536 in 1990 (15 for 28, 2 games)

Series Low- .264 in 2015 (24 for 91, 5 games)

Single Game High- .583 by Colorado State (14 for 24, 3-17-01)

Single Game Low- .091 by Wisconsin-Green Bay (1 for 11, 3-20-05)

Free Throws Made

Series High- 77 in 2006 (6 games)

Single Game High- 31 by Ohio State, 3-16-86

Single Game Low- 0 by Tennessee, 3-30-15

Free Throws Attempted

Series High- 108 in 2006 (6 games)

Single Game High- 40 by Ohio State, 3-16-86

Single Game Low- 1 by Tennessee, 3-30-15; by St. Joseph's, 3-19-88

Free Throw Pct.

Series High- .897 in 2016 (26 for 29, 2 games)

Series Low- .559 in 2005 (19 for 34, 2 games)

Single Game High- 1.000 by Duke (10 for 10, 3-28-15)

Single Game Low- .462 by Nebraska (6 for 13, 3-25-08)

Rebounds

Series High- 207 in 2006 (6 games)

Single Game High- 50 by Notre Dame, 4-6-14

Single Game Low- 14 by SW Missouri State, 3-20-93

Rebounding Average

Series High- 40.8 in 1989 (163, 4 games)

Series Low- 29.6 in 2015 (148, 5 games)

Fouls

Series High- 110 in 2006 (6 games)

Single Game High- 24 by Coppin State, 3-23-08

Single Game Low- 8 by Connecticut, 3-30-13

Assists

Series High- 84 in 2006 (6 games)

Single Game High- 26 by Iowa State, 3-22-24

Single Game Low- 3 by Dartmouth, 3-22-09

Blocked Shots

Series High- 23 in 2006 (6 games)

Single Game High- 7 by Connecticut, 4-5-15; 7 by Connecticut, 3-30-13; 7 by Bowling Green, 3-18-89

Single Game Low- 0 by Purdue, 3-14-97; 0 by SW Missouri State, 3-20-93

Steals

Series High- 50 in 2006 (6 games)

Single Game High- 18 at Louisville, 4-1-14

Single Game Low- 2 by Iowa State, 3-22-24; by Baylor, 3-25-06; 2 by Toledo, 3-21-92; 2 by Drake, 3-21-82; 2 by Stanford, 3-14-82

CONFERENCE HONORS

^{^^}-voted by the league's media
[^]-voted by the league's head coaches
 No notation - selected by both groups

Big Ten Medal of Honor

2015	Malina Howard
2018	Kristen Confroy
2023	Diamond Miller

Big Ten Coach of the Year

2015	BRENDA FRESE
2019	BRENDA FRESE
2021	BRENDA FRESE

Big Ten Freshman of the Year

2017	Destiny Slocum
2019	Taylor Mikesell [^]
2020	Ashley Owusu

First Team All-Big Ten

Lexie Brown	2015
Kaila Charles	2018, 19, 20
Brianna Jones	2015 [^] , 16, 17
Taylor Mikesell	2019 ^{^^}
Diamond Miller	2021, 23
Ashley Owusu	2021
Angel Reese	2022
SHYANNE SELLERS	2023^{^^}, 24
Shatori Walker-Kimbrough	2015, 16, 17

Second Team All-Big Ten

Shakira Austin	2020
Katie Benzan	2021, 2022 ^{^^}
Chloe Bibby	2022
Jakia Brown-Turner	2024 [^]
Brianna Jones	2015 ^{^^}
Stephanie Jones	2019 ^{^^} , 2020
Taylor Mikesell	2019 [^]
Abby Meyers	2023
Diamond Miller	2022
Laurin Mincy	2015
Brene Moseley	2016 [^]
Ashley Owusu	2020 ^{^^} , 2022
SHYANNE SELLERS	2023[^]
Destiny Slocum	2017

Honorable Mention All-Big Ten

Shakira Austin	2019 ^{^^}
Katie Benzan	2022 [^]
Chloe Bibby	2021
Jakia Brown-Turner	2024 ^{^^}
Eleanna Christinaki	2018
Mimi Collins	2021 ^{^^}
Kristen Confroy	2018
Stephanie Jones	2019 [^]
BRI MCDANIEL	2024
Taylor Mikesell	2020
Brene Moseley	2016 ^{^^}
Ashley Owusu	2020 [^]
Blair Watson	2020

Big Ten All-Defensive Team

Shakira Austin	2019
Lexie Brown	2015
Brianna Jones	2017
Angel Reese	2022
SHYANNE SELLERS	2023
Shatori Walker-Kimbrough	2016, 17
Blair Watson	2020

Big Ten All-Freshman Team

Shakira Austin	2019
Kaila Charles	2017
Taylor Mikesell	2019
Ashley Owusu	2020

Angel Reese	2021
SHYANNE SELLERS	2022
Destiny Slocum	2017

Big Ten Tournament MOP

Lexie Brown	2015
Shatori Walker-Kimbrough	2016
Brianna Jones	2017
Ashley Owusu	2020, 2021
Diamond Miller	2021

Big Ten All-Tournament Team

Lexie Brown	2015
Kaila Charles	2018, 19
Brianna Jones	2016, 17
Stephanie Jones	2020
Diamond Miller	2021, 23
Ashley Owusu	2020, 2021
Destiny Slocum	2017
Shatori Walker-Kimbrough	2016, 17

Big Ten Sportsmanship Award

2015	Malina Howard
2016	Malina Howard
2017	Kristen Confroy
2018	Kristen Confroy
2019	Sarah Myers
2020	Stephanie Jones
2021	Channise Lewis
2022	Katie Benzan
2023	Faith Masonius
2024	Riley Nelson

All-Big Ten Academic

Brinae Alexander	2024
Katie Benzan	2022
Summer Bostock	2024
Lavender Briggs	2023, 24
Lexie Brown	2015
EMMA CHARDON	2023, 24
Kaila Charles	2018, 19
Kristen Confroy	2016, 17, 18
Malina Howard	2015, 16
Brianna Jones	2015, 16, 17
Kiara Leslie	2016, 17
Faith Masonius	2021, 24
Diamond Miller	2021
Sarah Myers	2018, 19
Chloe Pavlech	2015, 16
Tierney Pfirman	2015, 16
SHYANNE SELLERS	2023, 24
Ieshia Small	2017

ACC Player of the Year

1989	Vicky Bullett
2008	Crystal Langhorne
2009	Kristi Toliver
2012	Alyssa Thomas
2013	Alyssa Thomas ^{^^}
2014	Alyssa Thomas ^{^^}

^{^^}-voted by the league's Blue Ribbon Panel

ACC Female Athlete of the Year

2014	Alyssa Thomas
------	---------------

ACC Rookie of the Year

1987	Beth Hunt
1988	Carla Holmes
1991	Bonnie Rimkus
2005	Crystal Langhorne
2006	Marissa Coleman
2009	Lynetta Kizer
2011	Alyssa Thomas

ACC Coach of the Year

1989	Chris Weller
1992	Chris Weller
2013	Brenda Frese [^]

[^]-voted by the league's head coaches

First Team All-ACC

Lisa Brown	1988, 89
Vicky Bullett	1988, 89
Marissa Coleman	2009
Shay Doron	2005
Tianna Hawkins	2013
Jessie Hicks	1992, 93
Crystal Langhorne	2006, 07, 08
Marcia Richardson	1984
Bonnie Rimkus	1994
Deanna Tate	1989
Alyssa Thomas	2012, 13, 14
Kristi Toliver	2008, 09
Christy Winters	1990

Second Team All-ACC

Michele Andrew	1994
Malissa Boles	1992
Vicky Bullett	1987
Marissa Coleman	2006, 07, 08
Kalisa Davis	2003
Carolyn Dehn-Duhr	1986
Shay Doron	2006
Tianna Hawkins	2012
Lynetta Kizer	2011
Crystal Langhorne	2005
Boe Pearman	1984
Renneika Razor	2003
Alyssa Thomas	2011

Third Team All-ACC

Tiffany Brown	2000
Shay Doron	2004
Laura Harper	2008
Lynetta Kizer	2010
Marché Strickland	2000, 02
Kristi Toliver	2007
Deedee Warley	2001

No Third Team honored after 2012

Honorable Mention All-ACC

Lori Bjork	2010
Branka Bogunovic	1999
Sonia Chase	1996, 97
Stephanie Cross	1996
Kalika France	2004
Kelley Gibson	1999
Lynetta Kizer	2012
Laurin Mincy	2012
Delvona Oliver	2004
Renneika Razor	2001
Marché Strickland	2001
Deedee Warley	2000, 02

No HM honored after 2013

ACC All-Defensive Team

Alicia DeVaughn	2012
Renneika Razor	2002, 03

All-Rookie Team

Lexie Brown	2014
Tiffany Brown	1997
Marissa Coleman	2006
Stephanie Cross	1995
Shay Doron	2004
Chrissy Fisher	2003
Kalika France	2004
Kelley Gibson	1996
Aluma Goren	1991
Malina Howard	2013 [^]
Lynetta Kizer	2009
Crystal Langhorne	2005
Brene Moseley	2012

Chloe Pavlech	2013 ^{^^}
Lillian Purvis	1994
Bonnie Rimkus	1991
Anesia Smith	2002 (HM)
Marah Strickland	2008 (HM)
Diandra Tchatchouang	2010
Alyssa Thomas	2011
Kristi Toliver	2006
Deedee Warley	1999
Kiki Wimbush	2001

[^]-voted by the league's head coaches

^{^^}-voted by the league's Blue Ribbon Panel

ACC Tournament MVP

Alyssa Thomas	2012
Marissa Coleman	2009
Vicky Bullett	1989
Deanna Tate	1986, 88
Jasmina Perazic	1983 (Co-MVP)
Marcia Richardson	1982 (Co-MVP)
Kris Kirchner	1979
Tara Heiss	1978

All-ACC Tournament Team

Carla Holmes	1989
Christy Winters	1988, 90
Edna Campbell	1987
Vicky Bullett	1986, 89
Deanna Tate	1986, 88, 89
Chequita Wood	1986
Lea Hakala	1983
Boe Pearman	1982
Jasmina Perazic	1982, 83
Marcia Richardson	1982
Debbie Lytle	1981
Myra Waters	1981
Betsy Bailey	1979
Kris Kirchner	1980
Krystal Kimrey	1980
Tara Heiss	1978
Debbie Stewart	1978, 79

One team prior to 1993

All-ACC Tournament First Team

Alyssa Thomas	2012, 13
Lynetta Kizer	2012
Marissa Coleman	2006, 09
Kristi Toliver	2009
Crystal Langhorne	2005, 06
Shay Doron	2004
Jessie Hicks	1993

All-ACC Tournament Second Team

Tianna Hawkins	2012, 13
Lynetta Kizer	2010
Marissa Coleman	2007
Crystal Langhorne	2007, 08
Jade Perry	2006
Delvona Oliver	2004
Deedee Warley	2001
Sonia Chase	1996, 98
Monica Bennett	1993
Katrina Colleton	1993

ACC Scholar Athlete of the Year

2007	Crystal Langhorne
------	-------------------

ACC All-Academic Team

Lexie Brown	2014
Malina Howard	2013, 14
Katie Rutan	2013, 14
Brene Moseley	2012
Kim Rodgers	2011, 12
Tianna Hawkins	2010
Diandra Tchatchouang	2010

CONFERENCE HONORS

Lori Bjork	2010
Crystal Langhorne	2006, 07, 08
Aurelie Noirez	2007
Shay Doron	2005, 06, 07
Vicki Brick	2000, 02, 03, 04
Kalisa Davis	1998

ALL-AMERICANS

Debbie Lytle

5-10 • Guard
Philadelphia, Pa.

W.S.I. All-America: 1982

Weller on Lytle:

"Debbie was one of the greatest athletes I've ever seen or coached. She could have been a point guard on a men's college team."

A versatile guard, Lytle remains at or near the top of several Maryland offensive records ... one of only 22 Terps to achieve the 1,000 point plateau, finishing with 1,189 points ... holds the Maryland record for most steals in her career (315) and in a single game (9, twice) ... also tops the Maryland all-time list for most assists in her career (583) ... averaged six assists per game during the NCAA Tournament, a team record ... member of the 1981 Kodak All-Region team and E.A.I.A.W. All-Region team ... member of the 1980 All-ACC Tournament Team ... a leader of the 1982 Final Four team, she was named to the NCAA West Regional All-Tournament team that season ... tallied 53 points, 32 rebounds and 32 assists during the Terps' first Final Four run ... also saw significant time at the small forward position.



Vicky Bullett

6-3 • Forward/Center
Martinsburg, W.Va.

WBCA All-America: 1989

USBWA All-America: 1989

Weller on Bullett:

"Those that saw Vicky play recognize her outstanding skill and athleticism. Those that work and play with Vicky know these are only a small part of what makes her special."

Named the 1989 ACC Player of the Year, Bullett led the Terps to their second NCAA Final Four while also playing her way to the top of many of Maryland's record lists ... is the all-time leading scorer in Maryland history with 1,928 points, nearly 250 points ahead of the next-closest Terp ... that total was helped by a record 686 points in her senior campaign of 1988-89, one of only four players in school history to score 600 points in a season ... was the first player in school history to register two 500-point seasons ... scored 30 or more points on seven occasions, with her highest total coming at Penn State on January 14, 1987, when she tallied 36 ... also tops the Maryland all-time list with 968 career rebounds ... first team All-ACC in 1988, in addition to her 1989 MVP campaign ... took home the MVP of the 1989 ACC Tournament, which the Terps captured with a 73-57 victory over NC State ... also named to the All-ACC Tournament team in her freshman year of 1986 ... named to the All-Mideast Region team of the 1988 NCAA Tournament and the All-West Region team in 1989 ... Kodak Regional All-American in 1988 ... gold medalist with the 1988 U.S. Olympic team in Seoul, Korea ... played six seasons in the WNBA with the Charlotte Sting (1997-99) and Washington Mystics (2000-02), scoring 2018 total points with an average of 10.8 ppg.



Jasmina Perazic

6-1 • Guard/Forward
Novisad, Yugoslavia

WBCA All-America: 1983

Weller on Perazic:

"Jas is a savvy person on and off the court. She had the ability to score in any situation and she has demonstrated that superiority at all levels of play - collegiate and international."

One of the leaders of the 1982 Final Four team, Perazic led the team in scoring that year with 441 points and a .565 shooting percentage ... co-MVP of the 1983 ACC Tournament, in which the Terps defeated NC State, 84-81, to take the title ... also named to the All-ACC Tournament team in 1982 ... ranks tenth on the Terrapins' all-time scoring list, pouring in 1,393 points during her career ... her .860 free throw percentage for the 1981-82 season stood at the Maryland standard for 14 years ... named to the All-West Regional Team during the 1982 NCAA Tournament ... participated in the 1980 Olympic Games in Moscow with Yugoslavia ... played in the inaugural campaign of the WNBA as a member of the 1997 New York Liberty.



Deanna Tate

5-8 • Guard
Gastonia, N.C.


WBCA All-America: 1989

USBWA All-America: 1989

Weller on Tate:

Deanna is the quickest playing and thinking player I've ever coached. Her high energy personality ignites enthusiasm in those around her, on and off the court."

A two-time MVP of the ACC Tournament (1986, 1988), Tate dominated the 1989 NCAA Tournament while helping the Terps reach their second NCAA Final Four ... the only Terp named to the 1989 All-Final Four team ... also named the MVP of the 1989 NCAA Tournament West Region ... left as the fifth-leading scorer in Terrapin history despite only playing three seasons (1,541 points) ... second on the all-time list for scoring average with 16.5 ppg ... ranks third all-time with her 500 career assists ... her 1988-89 season was the most prolific for any Maryland thief in the history of the program, when she recorded 126 steals (31 more than the next closest season total) ... first team All-ACC selection in 1989 ... named to the All-ACC Tournament team in 1989 ... a member of the U.S. Select team in 1988 ... played one season in the ABL, 1997-98, with the New England Blizzard and Chicago Condors.



ALL-AMERICANS

Crystal Langhorne

6-8 • Center
Willingboro, N.J.

WBCA All-America: 2007, 08
AP All-America: 2006, 07, 08
USBWA All-America: 2006, 07, 08

Frese on Langhorne:

"When we raised Crystal's name and number to the rafters at Comcast Center, it was a fitting end to her time at Maryland, and with over 15,000 fans there to cheer her and witness it, it made us very proud. One only had to look around at the crowd that day to understand what Crystal and her teammates had built in a very short time here at Maryland. A true All-American, both athletically and academically, Crystal truly earned her place among the game's greats."



Made an immediate impact when she arrived on campus, leading the Terrapins to the program's first NCAA crown and first Final Four in 17 years in 2006 ... the first Terp All-American since 1989 and the only multiple All-American in school history ... broke Maryland's scoring and rebounding records, becoming the only men's or women's Terp with 2,000 points and 1,000 rebounds ... first player in NCAA history to lead the country in field goal shooting three times, breaking the ACC record as a junior (70.7 percent) ... career 65.2 shooting percentage ranks top 15 all-time in the NCAA across all divisions and top five in Division I history ... seventh all-time in the NCAA in double-figure scoring games.

Marissa Coleman

6-1 • Guard/Forward
Cheltenham, Md.

WBCA All-America: 2009
AP All-America: 2009
USBWA All-America: 2009

Frese on Coleman:

"Marissa meant everything to our program in every way imaginable. Think back to any of our biggest moments and she played a huge role. Her place among our all-time greats is unquestionable."

One of the most versatile players in Maryland history ... finished career ranked No. 2 on school's scoring and rebounding list ... ranks in the program's top 10 in most major categories ... was a star immediately, being named ACC Rookie of the Year in 2006, as well as making the ACC's second team as a freshman ... was a starter as a freshman on Maryland's 2006 national title team and hit the game-clinching free throws against Duke in overtime ... earned all-ACC status all four seasons in College Park, including first-team status as a senior in 2009 ... dominated down the stretch of senior season, earning ACC Tournament MVP honors as the Terps won the league crown ... set school record for points in a game with 42 in a Sweet Sixteen victory against Vanderbilt, rallying the Terps to victory after trailing by double digits late in the game ... one of only two players in school history with 2,000 points and 1,000 rebounds.



Kristi Toliver


5-7 • Guard
Harrisonburg, Va.

WBCA All-America: 2008, 09
AP All-America: 2008, 09
USBWA All-America: 2008, 09

Frese on Toliver:

"When we recruited Kristi, we knew she should be one of the truly elite players in the game. She became a Maryland legend as a freshman by hitting one of the most memorable shots in NCAA history. Her All-American seasons as a junior and senior build her case to be considered among the very best in our program's history. I'm also happy for her because doing it as a point guard is a perfect reflection of her unselfish nature."

Best known for "The Shot," which sent the 2006 National Championship game into overtime, developed into one of the top point guards in Maryland and ACC history ... 747 career assists is a Maryland record and the second-most in ACC history ... first Terp to reach 600 and 700 career-assist milestones ... one of only three players in school history with more than 2,000 career points ... ACC Player of the Year in 2009 after averaging 18.4 points and 5.1 assists per game ... shot league-best 42.3 percent from 3-point range as a senior ... first-team all-ACC Tournament as Terps won the league championship ... also named to all-Raleigh Regional team ... Lowe's Senior CLASS Award finalist ... won the 2008 Nancy Lieberman Award, presented to the nation's top point guard ... that season, was also a first team All-ACC selection, leading the league and ranked fifth in the nation with a 7.4 assists per game average ... broke the ACC's 30-year old single-season assists mark, dishing out 275 on the year.



Alyssa Thomas


6-2 • Forward
Harrisburg, Pa.

WBCA All-America: 2012, 13, 14
AP All-America: 2012, 13, 14
USBWA All-America: 2012, 13, 14

Frese on Thomas:

"I've always said Alyssa is the fiercest competitor I've ever coached and that's what sets her apart. She's so humble, she would be the first to credit her terrific teammates for helping her achieve any success. When you think about what she did every time she stepped on the court, it's amazing. From the first time I saw her play, she has always passed one of the crucial tests for what great players are all about- she makes everyone around her better."

One of the most versatile players in Maryland history ... first underclassman in school history to be named WBCA All-America honors and first to earn WBCA honors three times...also first underclassman in school history to make AP All-America First Team...second underclassman to ever be named ACC Player of the Year and first to earn ACC Player of the Year and ACC Tournament MVP honors in same season...named to AP All-America Second Team in 2013...three-time ACC Player of the Year...named to AP All-America First Team in 2014...school's all-time leader, male or female, in scoring and rebounding...six career triple-doubles with four in senior season... both are one shy of NCAA record...finished career with 2,356 career points, 1,235 career rebounds and 66 career double-doubles which are all school records.



ALL-AMERICANS

Diamond

Miller

6-3 • Guard

Somerset, N.J.

WBCA All-America: 2023

AP All-America: 2023

USBWA All-America: 2023

Frese on Miller:

"Diamond will be remembered as one of the all-time greats here at Maryland. She stayed true to Maryland and herself through the ups and downs of her journey.

From her freshman year cut short due to Covid, an injury, to helping lead a completely new team back to the Elite 8, Diamond left her mark and is a Maryland legend."



Battled thru injury and adversity throughout her career to lead the Terrapins back to the top five and their first Elite 8 in eight years... named Big Ten Tournament MOP and earned First Team All-Big Ten honors as a sophomore... suffered a knee injury before her junior year which caused her to miss games... after off-season knee surgery and rehab, came back to average 19.7 points and a team-high 6.4 rebounds in her senior season... earned unanimous First Team All-Big Ten honors and was named a Wooden, Wade and Ann Meyers Drysdale Award finalist... finished her career at No. 10 in Maryland record book in scoring with 1,706 points... made 201 free throws her senior season, a new program record.

NATIONAL HONORS

WBCA All-Americans

(formerly Kodak/State Farm)

Diamond Miller	2023
Alyssa Thomas	2012, 2013, 2014
Kristi Toliver	2008, 2009
Marissa Coleman	2009
Crystal Langhorne	2007, 2008
Vicky Bullett	1989
Deanna Tate	1989
Jasmina Perazic	1983

AP All-Americans

Katie Benzan	2021 (HM)
	2022 (HM)
Lexie Brown	2015 (Third)
Kaila Charles	2020 (Third)
Marissa Coleman	2009 (Second)
Brionna Jones	2017 (First)
Crystal Langhorne	2006 (Second)
	2007 (Second)
	2008 (Second)
Diamond Miller	2023 (Second)
Ashley Owusu	2021 (Third)
	2022 (HM)
Angel Reese	2022 (Third)
SHYANNE SELLERS	2025 (HM)
Alyssa Thomas	2012 (First)
	2013 (Second)
	2014 (First)
Kristi Toliver	2008 (Second)
Shatori Walker-Kimbrough	2016, 17 (Third)
	2009 (First)

USBWA All-Americans

Vicky Bullett	1989
Kaila Charles	2019, 2020
Marissa Coleman	2009
Brionna Jones	2017
Diamond Miller	2023
Crystal Langhorne	2007, 2008
Ashley Owusu	2021
Jasmina Perazic	1983
Deanna Tate	1989
Alyssa Thomas	2012, 2013, 2014
Kristi Toliver	2008, 2009
Shatori Walker-Kimbrough	2016, 17

AP Honorable Mention All Americans

Katie Benzan	2021
Kaila Charles	2019
Marissa Coleman	2007, 2008
Shay Doron	2007
Laura Harper	2008
Tianna Hawkins	2013
Brionna Jones	2016
Angel Reese	2022
SHYANNE SELLERS	2025
Shatori Walker-Kimbrough	2015

WBCA Division I Coaches All-America finalists (formerly All-Region Kodak/State Farm)

Malissa Boles	1992
Lexie Brown	2015
Vicky Bullett	1988, 1989
Kaila Charles	2018, 19, 20
Marissa Coleman	2009
Shay Doron	2005
Tianna Hawkins	2013
Tara Heiss	1978
Jessie Hicks	1992, 1993

Brionna Jones	2016, 17
Crystal Langhorne	2006, 2007, 2008
Debbie Lytle	1981
Diamond Miller	2021, 2023
Ashley Owusu	2021
Angel Reese	2022
SHYANNE SELLERS	2024, 2025
Deanna Tate	1989
Alyssa Thomas	2012, 2013, 2014
Kristi Toliver	2008, 2009
Shatori Walker-Kimbrough	2016, 17
Myra Waters	1981
Christy Winters	1990

WBCA All-District

Marcia Richardson	1984
Jasmina Perazic	1983

A.W.S.I. All-American

Debbie Lytle	1982
--------------	------

E.A.I.A.W. All-Region

Debbie Lytle	1981
Myra Waters	1980, 1981
Kris Kirchner	1979

Ann Meyers Drysdale Award

2021	Ashley Owusu
------	--------------

WBCA Regional Coach of the Year

2012	BRENDA FRESE
2013	BRENDA FRESE
2015	BRENDA FRESE
2016	BRENDA FRESE
2017	BRENDA FRESE
2018	BRENDA FRESE
2021	BRENDA FRESE

USBWA National Coach of the Year

1992	Chris Weller
------	--------------

AP National Coach of the Year

2021	BRENDA FRESE
------	--------------

ESPN National Coach of the Year

2021	BRENDA FRESE
------	--------------

The Athletic National Coach of the Year

2021	BRENDA FRESE
------	--------------

Women's Basketball Hall of Fame

2003	Tara Heiss
2010	Chris Weller
2011	Vicky Bullett
2014	Jasmina Perazic

NCAA Honors

Final Four Most Outstanding Player

Laura Harper	2006
--------------	------

All-Final Four Team

Laura Harper	2006
Kristi Toliver	2006
Deanna Tate	1989

NCAA Region Most

Outstanding Player

Shatori Walker-Kimbrough	2015 (Spokane)
Alyssa Thomas	2014 (Louisville)
Crystal Langhorne	2006 (Albuquerque)
Deanna Tate	1989 (West)

NCAA All-Region Team

Abby Meyers	2023 (Greenville 1)
Diamond Miller	2023 (Greenville 1)
Brionna Jones	2015 (Spokane)
Shatori Walker-Kimbrough	2015 (Spokane)
Lexie Brown	2014 (Louisville)
Alyssa Thomas	2014 (Louisville)
Alyssa Thomas	2012 (Raleigh)
Marissa Coleman	2009 (Raleigh)
Kristi Toliver	2009 (Raleigh)
Kristi Toliver	2008 (Spokane)
Crystal Langhorne	2006 (Albuquerque)
Kristi Toliver	2006 (Albuquerque)
Jessie Hicks	1992 (Mid East)
Vicky Bullett	1989 (West)
Carla Holmes	1989 (West)
Deanna Tate	1989 (West)
Lisa Brown	1988 (Mid East)
Vicky Bullett	1988 (Mid East)
Debbie Lytle	1982 (West)
Jasmina Perazic	1982 (West)
Myra Water	1982 (West)

Academic Honors

CoSIDA Academic All-American

Lori Bjork	2010 (Second Team)
Crystal Langhorne	2008 (Second Team)
Shay Doron	2007 (Second Team)
Crystal Langhorne	2007 (Third Team)
Shay Doron	2006 (Second Team)

CoSIDA Academic All-District

Kristen Confroy	2016, 17, 18
Lori Bjork	2010 (First Team)
Crystal Langhorne	2008 (First Team)
Shay Doron	2007 (First Team)
Crystal Langhorne	2007 (First Team)
Shay Doron	2006 (First Team)
Crystal Langhorne	2006 (Second Team)
Shay Doron	2005 (Second Team)

TERPS IN THE PROS

All-Time WNBA Draft Picks

Year	Selection (Round/Team)
1997	Vicky Bullett (1st IPA/Charlotte Sting) Jessie Hicks (12th overall, 2nd Round/Utah Starzz) Katrina Colleton (19th overall, 3rd Round, Los Angeles Sparks)
1998	Sonia Chase (37th overall, 4th Round/Charlotte Sting)
2002	Deedee Warley (62nd overall, 4th Round/New York Liberty) Marché Strickland (63rd overall, 4th Round/Cleveland Rockers)
2007	Shay Doron (16th overall, 2nd Round/New York Liberty)
2008	Crystal Langhorne (6th overall, 1st Round/Washington Mystics) Laura Harper (10th overall, 1st Round/Sacramento Monarchs)
2009	Marissa Coleman (2nd overall, 1st Round/Washington Mystics) Kristi Toliver (3rd overall, 1st Round/Chicago Sky)
2012	Anjale Barrett (26th overall, 3rd Round/Washington Mystics) Lynetta Kizer (29th overall, 3rd Round/Tulsa Shock)
2013	Tianna Hawkins (6th overall, 1st Round/Seattle Storm)
2014	Alyssa Thomas (4th overall, 1st Round/New York Liberty - immediately traded to Connecticut Sun)
2015	Laurin Mincy (27th overall, 3rd Round/New York Liberty)
2016	Brene Moseley (21st overall, 2nd Round/Indiana Fever)
2017	Shatori Walker-Kimbrough (6th overall, 1st Round/Washington Mystics) Brionna Jones (8th overall, 1st Round/Connecticut Sun)
2020	Kaila Charles (23rd overall, 2nd Round/Connecticut Sun)
2023	Diamond Miller (2nd overall, 1st Round/Minnesota Lynx) Abby Meyers (11th overall, 1st Round/Dallas Wings)
2025	Shyanne Sellers (17th overall, 2nd Round/Golden State Valkyries)



Diamond Miller was the No. 2 overall WNBA Draft pick in 2023.

All-Time Terps in the WNBA

Vicky Bullett
Charlotte Sting, 1997-99
Washington Mystics, 2000-02

Jessie Hicks
Utah Starzz, 1997
Orlando Miracle, 2000-02
Connecticut Sun, 2003
San Antonio Stars, 2004

Katrina Colleton
Los Angeles Sparks, 1997-98
Miami Sol, 2000-01

Jasmina Perazic
New York Liberty, 1997

Sonia Chase
Charlotte Sting, 1998-99

Kelley Gibson
Houston Comets, 2000-04

Shay Doron
New York Liberty, 2007

Laura Harper
Sacramento Monarchs, 2008-09

Marissa Coleman
Washington Mystics, 2009-11
Los Angeles Sparks, 2012-13
Indiana Fever, 2014-17
New York Liberty, 2018

Kristi Toliver
Chicago Sky, 2009
Los Angeles Sparks, 2010-16; 2020-22
Washington Mystics, 2017-19; 2023

Lynetta Kizer
Tulsa Shock, 2012
Phoenix Mercury, 2012-14
Indiana Fever, 2014-16

Connecticut Sun, 2017
Minnesota Lynx, 2018

Tianna Hawkins
Seattle Storm, 2013
Washington Mystics, 2014-20, 2022-23
Atlanta Dream, 2021

Alyssa Thomas
Connecticut Sun, 2014-2024
Phoenix Mercury, 2025-present

Brene Moseley
Indiana Fever, 2016

Shatori Walker-Kimbrough
Washington Mystics, 2017-19, 2022-24
Phoenix Mercury, 2020
Atlanta Dream, 2021, 2025-present
Connecticut Sun, 2021

Brionna Jones
Connecticut Sun, 2017-2024
Atlanta Dream, 2025-present

Kaila Charles
Connecticut Sun, 2020-21
Seattle Storm, 2023
Dallas Wings, 2025-present

Stephanie Jones
Connecticut Sun, 2021
Washington Mystics, 2023

Katie Benzan
Washington Mystics, 2022

Abby Meyers
Washington Mystics, 2023

Diamond Miller
Minnesota Lynx, 2023-present

Jakia Brown-Turner
Washington Mystics, 2024

List as of April 15, 2025

All-Time WNBA Honors

Vicky Bullett
• WNBA All-Star (1999)
• Mystics All-Time Team
• Mystics Hall of Fame (2022)

Marissa Coleman
• WNBA All-Star (2015)

Kelley Gibson
• Off-Season Community Assist Award (2003)

Tianna Hawkins
• WNBA Champion (2019)

Brionna Jones
• WNBA All Star (2021, 2022, 2024)
• WNBA Most Improved Player (2021)
• AP Most Improved Player (2022)
• WNBA Sixth Player of the Year (2022)
• AP Sixth Player of the Year (2022)

Crystal Langhorne
• WNBA Champion (2018)
• WNBA Most Improved Player (2009)
• Eastern Conference Player of the Month (June 2010)
• Eastern Conference Player of the Week (June 21, 2010)
• WNBA All-Star (2011, 2013)
• Mystics All-Time Team

Diamond Miller
• WNBA Rookie of the Month (July 2023)

Alyssa Thomas
• WNBA all-time triple doubles leader (as of June 25, 2023)
• WNBA All-Star Team (2017, 2020, 2022, 2023, 2024)
• AP First Team (2023, 2024)
• All-WNBA First Team (2023, 2024)

- All-WNBA Second Team (2022)
- AP Second Team (2022)
- WNBA All-Defensive Team (2022, 2023, 2024)
- AP Comeback Player of the Year (2022)
- Eastern Conference Player of the Week (July 10, 2017; May 29, 2018; May 22, 2022; July 25, 2022; June 27, 2023; May 21, 2024)
- Kia WNBA Eastern Conference Player of the Month (May 2022; July 2022; June 2023)
- WNBA All-Rookie Team (2014)

- Kristi Toliver
- WNBA Champion (2016, 2019)
 - WNBA Most Improved Player (2012)
 - Western Conference Player of the Month (August, 2012)
 - Western Conference Player of the Week (8/27/12; 8/12/13; 8/19/14)
 - WNBA All-Star (2013, 2018, 2020)
 - All-WNBA (Second Team, 2012)

- Shatori Walker-Kimbrough
- WNBA Champion (2019)
 - WNBA All-Rookie Team (2017)

Terps in Professional Basketball

- Angela Scott
- Women's Professional Basketball League (WBL)
 - 2018 Trailblazer of the Game Award Recipient (Women's Basketball Hall of Fame)

Editors' Note - Some of the historical information about former professional leagues is incomplete. Please send any historical information to Rose DiPaula at rdipaula@umd.edu.