



2024-25 MARYLAND MEN'S BASKETBALL

GAME 22

NO. 17/17 WISCONSIN | JAN. 29, 2025 | 7 PM ET | XFINITY CENTER | BTN

2024-25 SCHEDULE

NOVEMBER

Date	Day	UMD	Opponent	TV	Time/Result
4	MON.	[RV]	MANHATTAN	B1G+	W, 79-49
8	FRI.	[RV]	MOUNT ST. MARY'S	BTN	W, 86-52
11	MON.	[RV]	FLORIDA A&M	B1G+	W, 84-53
15	FRI.	[RV]	#15 MARQUETTE	FS1	L, 74-78
19	TUE.	[RV]	CANISIUS	B1G+	W, 108-37
24	Sun.	[RV]	vs. Villanova ¹	ESPN	W, 76-75
27	WED.	[RV]	BUCKNELL ²	BTN	W, 91-67

DECEMBER

Date	Day	UMD	Opponent	TV	Time/Result
1	SUN.	[RV]	ALCORN STATE	BTN	W, 96-58
4	WED.	[RV]	RV OHIO STATE*	BTN	W, 83-59
8	Sun.	[RV]	at #8 Purdue*	BTN	L, 78-83
17	TUE.	[RV]	SAINT FRANCIS	BTN	W, 111-57
21	Sat.	[RV]	vs. Syracuse ³	ESPN	W, 87-60
28	SAT.	[RV]	UMES	BTN	W, 81-66

JANUARY

Date	Day	UMD	Opponent	TV	Time/Result
2	Thur.	[RV]	at Washington*	BTN	L, 69-75
5	Sun.	[RV]	at #9 Oregon*	Peacock	L, 79-83
10	FRI.	[RV]	#22 UCLA*	FOX	W, 79-61
13	MON.	[RV]	MINNESOTA*	BTN	W, 77-71
16	Thur.	[RV]	at Northwestern*	BTN	L, 74-76 (OT)
19	SUN.	[RV]	NEBRASKA*	BTN	W, 69-66
23	Thur.	[RV]	at #17 Illinois*	FS1	W, 91-70
26	Sun.	[RV]	at Indiana*	CBS	W, 79-78
29	WED.	[RV]	#17 WISCONSIN*	BTN	7 PM

FEBRUARY

Date	Day	UMD	Opponent	TV	Time/Result
6	Thur.		at Ohio State*	FS1	7 PM
9	SUN.		RUTGERS*	BTN	12 PM
13	Thur.		at Nebraska*	BTN	8:30 PM
16	SUN.		IOWA*	FS1	5 PM
20	THUR.		USC*	FS1	8:30 PM
26	WED.		#7 MICHIGAN STATE*	BTN	6:30 PM

MARCH

Date	Day	UMD	Opponent	TV	Time/Result
1	Sat.		at Penn State*	BTN	12 PM
5	Wed.		at RV Michigan*	BTN	6:30 PM
8	SAT.		NORTHWESTERN*	PEACOCK	3 PM
12	Wed.		B1G 1st Round ⁴	Peacock	TBA
13	Thur.		B1G 2nd Round ⁴	BTN	TBA
14	Fri.		B1G Quarterfinals ⁴	BTN	TBA
15	Sat.		B1G Semifinals ⁴	CBS	1:30 PM
16	Sun.		B1G Championship ⁴	CBS	3:30 PM

All Times EST. Home games at XFINITY Center in BOLD CAPS. 1 - 2024 Saatchi Empire Classic (Newark, NJ / Prudential Center); 2 - 2024 Saatchi Empire Classic (College Park, MD / XFINITY Center); 3 - 2024 Gotham Classic (Brooklyn, NY / Barclays Center); 4 - 2025 Big Ten Tournament (Indianapolis, IN / Gainbridge Fieldhouse). * Indicates Big Ten Conference Game; [rv] indicates Maryland's AP ranking

MEDIA CONTACTS

Primary Contact: John Sinnett
Assistant AD - Strategic Communications & Content Dev.
Email / Phone: jsinnett@umd.edu / (c) 413-687-2237

Secondary Contact: Bryant Avery
Strategic Communications Assistant
Email / Phone: bavery1@umd.edu / (c) 404-429-9873

THE MATCHUP



RV/RV MARYLAND TERRAPINS

2024-25 Record: 16-5, 6-4 B1G (NCAA NET: 19)
Head Coach: Kevin Willard (Pittsburgh '97)
Years / Record at UMD: 3rd / 54-35 (.607)
Overall Years / Record: 18th / 324-245 (.570)

2024-25 Top Scorer: Queen / 15.2 ppg / 319 pts
2024-25 Top Rebounder: Reese / 9.2 rpg / 193 rebs
2024-25 Top Assists: Gillespie / 4.7 apg / 99 ast
2024-25 Top Blocks: Reese / 1.5 bpg / 32 blk

VS



NO. 17/17 WISCONSIN BADGERS

2024-25 Record: 16-4, 6-3 B1G (NCAA NET: 18)
Head Coach: Greg Gard (Wisconsin-Platteville '95)
Years / Record at UW: 10th / 202-111 (.645)
Overall Years / Record: Same

2024-25 Top Scorer: Tonje / 18.0 ppg / 360 pts
2024-25 Top Rebounder: Winter / 5.9 rpg / 117 reb
2024-25 Top Assists: Klesmit / 2.8 apg / 54 ast
2024-25 Top Blocks: Crowl / 0.6 bpg / 11 blocks

COVERAGE

Radio: Johnny Holliday (pxp), Chris Knoche (analyst), Walt Williams (analyst), Tom Marchitto (engineer)

TV: Jason Horowitz, Robbie Hummel, Andy Katz

Maryland Sports Network: One Maryland App, WJZ-FM 105.7 FM (Baltimore), The TEAM 980 AM (DC)

Stream: www.foxsports.com
SiriusXM: Ch. 372, SiriusXM App

SERIES INFORMATION

Overall Record Wisconsin leads 15-8
Home / Away / Neutral 5-4 / 2-7 / 1-4
Willard vs. Wisconsin 1-4
Current Streak Wisconsin won 2
Last Meeting 3/14/24 - L, 56-87

Longest Maryland Streak Won 2
Longest Wisconsin Streak Won 3
Largest Maryland Win 3/17/02 - 87-57 (+30)
Largest Wisconsin Win 3/14/24 - 87-56 (+31)

RIGHT HERE, RIGHT NOW

WHERE WE ARE ...

► Maryland looks to win its fourth consecutive on Wednesday as the Terps host No. 18 Wisconsin for the annual Gold Rush game. The game will be televised on BTN (7 PM) and fans can also listen to the game on the Maryland Sports Radio Network with Voice of the Terps Johnny Holliday calling the action alongside Chris Knoche and Walt Williams.

WHERE WE'VE BEEN ...

- Maryland has now won three straight games, five of its last six, and has a pair of top-25 wins on its resume for the season. The Terps also enter Wednesday with a 12-1 record at home having won nine consecutive in XFINITY.
- The Terps are ranked No. 19 in the NCAA NET, No. 21 in the Kenpom ratings, No. 15 in the Torvik ranking, No. 12 on EvanMiya.com, and No. 20 on the ESPN Basketball Power Index.
- The last time to win consecutive road games was 2019-20 when Maryland won four straight road games: at Northwestern (1/21), at Indiana (1/26), at Illinois (2/7) and at Michigan State (2/15). That was part of a nine game win streak.
- Julian Reese was named the Naismith National Player of the Week after averaging 20.5 points and 13.5 rebounds in wins at No. 17 Illinois and at Indiana. At Illinois, Reese had a career day with highs in points (27) and rebounds (17) marking his eighth double-double of the year. He followed that performance with his ninth double-double of the year with 14 points and 10 rebounds.
- Derik Queen was named the Big Ten Freshman of the Week for the third time this season after averaging 16.0 points and 8.5 rebounds in the wins at Illinois and Indiana. Queen scored 25 points and added six rebounds in a monster performance at Illinois where he also had four assists and three steals.
- Ja'Kobi Gillespie is ranked as the 10th best player nationally by EvanMiya.com measuring his impact on the team both offensively and defensively.

BIG NUMBERS

1,297/883 - Career points and rebounds for Julian Reese through 119 career games. Ranks 8th all-time at Maryland in rebounds. 1 of 9 all-time Terps to have 1,100+/800+ career points and rebounds.

1,042 - Ja'Kobi Gillespie career points; also has 311 career assists through 78 games.

39.5 - Combined 3-point FG percentage for Ja'Kobi Gillespie, Selton Miguel, and Rodney Rice (132-334 3FG). The 132 made three-pointers are the most for any team's trio in the Big Ten this year.

19.8 - Average points off turnovers per game for Maryland compared to 11.5 for opponents.

14 - Number of double-doubles between Julian Reese (9) and Derik Queen (5).

2024-25 NUMERICAL ROSTER

No.	Name	Cl.	Pos.	Ht.	Wt.	Hometown / High School / Previous School	Instagram	Twitter
0	Ja'Kobi Gillespie	Jr.	G	6-1	186	Greeneville, Tenn. / Greeneville / Belmont	k0b1g	k0b1g
1	Rodney Rice	So.	G	6-4	198	Clinton, Md. / DeMatha Catholic / Virginia Tech	rodnejrice	rodnejrice
2	Jahari Long	5th	G	6-5	200	Houston, Texas / Episcopal / Seton Hall	jboogi	jahari2
4	Braden Pierce	R-Fr.	C	7-0	245	Woodstock, Ga. / River Ridge / IMG Academy (Fla.)	bradenpiercee	bradenpierce24
5	DeShawn Harris-Smith	So.	G	6-5	208	Woodbridge, Va. / Paul VI Catholic	thatdogdeshawn	dcincooo
6	Tafara Gapare	Jr.	F	6-9	215	Wellington, New Zealand / South Kent (Conn.) School / UMass / Georgia Tech	tafara.gapare	Tafara_Gapare5
7	Malachi Palmer	Fr.	G	6-6	212	Harrisburg, Pa. / Mt. Zion Prep (Md.)	malachipalmer	malachipalmerr
8	Jay Young	Grad.	G	6-2	180	Dallas, Texas / Garland / Grambling State / Baton Rouge CC / UCF / Memphis	jayyoung.1	JayhlonYoung
9	Selton Miguel	5th	G	6-4	217	Luanda, Angola / West Oaks Academy (Fla.) / Kansas State / South Florida	hollywood.sel	selton_miguel
10	Julian Reese	Sr.	F	6-9	252	Baltimore, Md. / St. Frances Academy	shifty_ju	reese10julian
13	Chance Stephens	R-So.	G	6-3	185	Riverside, Calif. / Riverside Polytechnic / Loyola Marymount	chance_the_sniper	sniperstephens3
22	Jordan Geronimo	5th	F	6-6	225	Newark, N.J. / St. Paul's School (N.H.) / Indiana	jordangeronimo22	jordangeronimo2
25	Derik Queen	Fr.	C	6-10	246	Baltimore, Md. / Montverde Academy (Fla.)	theederikqueen	derikqueen1
30	Lukas Sotell	So.	G	6-3	180	Stamford, Conn. / Stamford / Montverde Academy (Fla.)	lukassotell	LukasSotell
40	Ben Murphy	Sr.	G	6-1	210	Reisterstown Md. / Franklin / Howard Community College	benwmurphy	ben10murphy

Head Coach: Kevin Willard (Pittsburgh '97) 3rd season at Maryland / 18th season Overall

Associate Head Coach: David Cox (William & Mary '95), 3rd season

Assistant Coach: Kevin Norris (Miami '98), 1st season

Assistant Coach: Greg Manning, Jr. (Loyola '08), 7th season

Director of Player Personnel/Assistant Coach: Ricky Harris (Massachusetts '10), 2nd season

Director of Player Development/Assistant Coach: Brenton Petty (Fordham '18), 6th season

Director of Basketball Operations: Charlie Butler (Seton Hall '15), 3rd season

Coordinator of Basketball Operations: Chris Robinson (Maryland '19), 9th season

Director of Basketball Performance: Kyle Tarp (UC Davis '06), 15th season

Athletic Trainer: Matt Charvat, MA, ATC (Baldwin-Wallace '96), 24th season

NUMBERS 6-9 MAKE THEIR RETURN

- ▶ For the first time since the 1947-48 season, several Terrapins will wear the numbers 6 (Tafara Gapare), 7 (Malachi Palmer), 8 (Jay Young), 9 (Selton Miguel).
- ▶ The numbers were previously not allowed to be worn because of referee hand signals when calling fouls. Double-digit numbers that also contained 6, 7, 8, and 9 were also not permitted. The NCAA changed the rule prior to the 2023-24 season.
- ▶ In 1947-48, Walt Pritchard wore 6, Ron Siegrist wore 7, J.P. Young wore 8, and Spencer Wright wore 9 as the last known players to don the two-handed digits.

2024-25 ALPHABETICAL ROSTER

No.	Name	Cl.	Pos.	Ht.	Wt.	Hometown / High School / Previous School	Instagram	Twitter
6	Tafara Gapare	Jr.	F	6-9	215	Wellington, New Zealand / South Kent (Conn.) School / UMass / Georgia Tech	tafara.gapare	Tafara_Gapare5
22	Jordan Geronimo	5th	F	6-6	225	Newark, N.J. / St. Paul's School (N.H.) / Indiana	jordangeronimo22	jordangeronimo2
0	Ja'Kobi Gillespie	Jr.	G	6-1	186	Greeneville, Tenn. / Greeneville / Belmont	k0b1g	k0b1g
5	DeShawn Harris-Smith	So.	G	6-5	208	Woodbridge, Va. / Paul VI Catholic	thatdogdeshawn	dcincooo
2	Jahari Long	5th	G	6-5	200	Houston, Texas / Episcopal / Seton Hall	jboogi	jahari2
9	Selton Miguel	5th	G	6-4	217	Luanda, Angola / West Oaks Academy (Fla.) / Kansas State / South Florida	hollywood.sel	selton_miguel
40	Ben Murphy	Sr.	G	6-1	210	Reisterstown Md. / Franklin / Howard Community College	benwmurphy	ben10murphy
7	Malachi Palmer	Fr.	G	6-6	212	Harrisburg, Pa. / Mt. Zion Prep (Md.)	malachipalmer	malachipalmerr
4	Braden Pierce	R-Fr.	C	7-0	245	Woodstock, Ga. / River Ridge / IMG Academy (Fla.)	bradenpiercee	bradenpierce24
25	Derik Queen	Fr.	C	6-10	246	Baltimore, Md. / Montverde Academy (Fla.)	theederikqueen	derikqueen1
10	Julian Reese	Sr.	F	6-9	252	Baltimore, Md. / St. Frances Academy	shifty_ju	reese10julian
1	Rodney Rice	So.	G	6-4	198	Clinton, Md. / DeMatha Catholic / Virginia Tech	rodnejrice	rodnejrice
30	Lukas Sotell	So.	G	6-3	180	Stamford, Conn. / Stamford / Montverde Academy (Fla.)	lukassotell	LukasSotell
13	Chance Stephens	R-So.	G	6-3	185	Riverside, Calif. / Riverside Polytechnic / Loyola Marymount	chance_the_sniper	sniperstephens3
8	Jay Young	Grad.	G	6-2	180	Dallas, Texas / Garland / Grambling State / Baton Rouge CC / UCF / Memphis	jayyoung.1	JayhlonYoung

PRONUNCIATIONS

#2 Jahari Long	jah-har-ee
#5 DeShawn Harris-Smith	day-shawn
#6 Tafara Gapare	tuh-FAR-uh guh-PAR-ee
#40 Lukas Sotell	so-TELL

QUICK FACTS

Location	College Park, Md.
Conference	Big Ten
Enrollment	40,709
Founded	1856
Colors	Red, White, Black, Gold
Nickname	Terrapins, Terps
Arena (Capacity)	XFINITY Center (17,950)
President	Dr. Darryll J. Pines (California '86)
Athletics Director	Damon Evans (Georgia '92)
2023-24 Overall Record	16-17
2023-24 Big Ten Record	7-13 (12th)
2024 Big Ten Tournament Finish	2nd Round
Postseason Finish	---

First Year of Basketball:	1910-11
Overall All-Time Record:	1,681-1,144 (.595) / 106th Year
NCAA Tournament Appearances/Last:	30 / 2023
National Championships:	1 (2002)
NCAA Final Fours:	2 (2001, 2002)
NCAA Elite Eights:	4 (1973, 1975, 2001, 2002)
NCAA Sweet 16:	14 (1958, 1973, 1975, 1980, 1984, 1985, 1994, 1995, 1998, 1999, 2001, 2002, 2003, 2016)
Conference Championships:	11 Tournament (4) — 1931, 1958, 1984, 2004; Regular Season (7) — T-1932, 1975, 1980, T-1995, 2002, T-2010, T-2020)

TERRAPIN TEAM NOTES

QUEEN IS THE TRUTH

- Derik Queen arrived in College Park as one of the most heralded recruits in program history and has lived up to the hype early in the season. From starting his career with a 20/20 double-double to scoring a career-high 27 points against Minnesota, Queen has quickly shown he is one of the best players in the country.
- Queen leads Maryland in scoring at 15.2 points per game and is second with 8.1 rebounds per game.

Category	National Rank	Big Ten Rank	Total
Points	166	12	319
Points Per Game	228	18	15.2
Rebounds	52	5	170
Rebounds Per Game	73	7	8.1
Double Doubles	72	8	5
Field Goal Percentage	46	6	55.5
Field Goals	95	7	121
Blocks	234	17	20

WE'RE LOVIN' IT

- Before coming to Maryland, Queen was a McDonald's All-American and consensus five-star recruit. He was named Co-MVP of the McDonald's All-America Game after scoring 23 points, while adding eight rebounds, five assists, three steals, and two blocks. He was the first Terp since Adrian Branch to earn MVP honors.
- Queen was the second-highest recruit (No. 12 nationally) to sign with the Terps between five-stars Diamond Stone (No. 8, 2015) and Jalen Smith (No. 15, 2018).

TAKING THE SHOW ON THE ROAD

- Since 1996-96, Derik Queen's career-high 26-point performance at No. 8 Purdue marked the most points scored by a Maryland freshman in a true road game since Terrell Stoglin and Justin Jackson each scored 28 points in 2011 and 2017, respectively.

RK	PLAYER	OPPONENT	DATE	PTS
1	Justin Jackson	at Minnesota	1/28/17	28
2	Terrell Stoglin	at North Carolina	2/27/11	28
3	Derik Queen	at No. 8 Purdue	12/4/24	26
4	Derik Queen	at No. 11 Illinois	1/23/25	25
	Terrell Stoglin	at Virginia Tech	2/15/11	25

MARQUEE ROOKIES

- Derik Queen is part of an exceptional class of 2024-25 freshmen. He is 11th in overall rookie scoring and is the top center among all NCAA freshmen. Queen is one of eight freshmen nationally to score 20 points or more in seven-or-more games this season.

RK	PLAYER	TEAM	POS	GM	RPG	PPG
1	Airious Bailey	Rutgers	G	18	7.9	19.8
2	Cooper Flagg	Duke	F	19	8.0	19.5
3	Tre Johnson	Texas	G	18	2.7	18.8
4	Dylan Harper	Rutgers	G	19	4.8	18.6
	Blake Harper	Howard	G	20	6.8	18.6
6	Adrian Wooley	Kennesaw St.	G	20	4.9	18.1
7	Layne Taylor	Central Ark.	G	20	3.6	17.4
8	Jeremiah Fears	Oklahoma	G	19	4.1	16.7
9	Kasparas Jakucionis	Illinois	G	18	5.4	15.9
10	Mister Dean	USC Upstate	G	21	5.5	15.3
11	Derik Queen	Maryland	C	21	8.1	15.2
12	Will Sydnor	Manhattan	F	18	6.6	15.1
	Asa Newell	Georgia	F	20	6.9	15.1
	Boogie Fland	Arkansas	G	18	3.4	15.1

MARYLAND ROOKIE 20-POINT GAMES

- Since 2008-09, there have been 34 20-point games by Maryland freshmen. Through 21 games, Derik Queen already has seven.

RK	PLAYER	FR. YEAR	20-PT GAMES
1	Melo Trimble	2014-15	10
2	Derik Queen	2024-25	7
3	Terrell Stoglin	2010-11	4
4	Bruno Fernando	2017-18	3
	Diamond Stone	2015-16	3
6	Justin Jackson	2016-17	2
	Jalen Smith	2018-19	2

TWO-TIME BIG TEN FRESHMAN OF THE WEEK

- After the wins over Canisius and Villanova, Queen was named the Big Ten Freshman of the Week becoming the first Terp to earn the honor since Jalen Smith in 2018-19.
- He followed that up with his second honor of the season following the split opening week of Big Ten play as he averaged 21.5 points and 11.5 rebounds against Ohio State and at No. 8 Purdue.
- Smith earned the honor three times during the 2018-19 season. Joe Smith has the most conference Freshman of the Week honors after picking up six in 1993-94.
- All told, only 10 players in program history have been named a conference Freshman of the Week three-or-more times during a season.

QUEEN HAS REMARKABLE DEBUT FOR TERPS

- It was an impressive collegiate debut for Derik Queen as the freshman scored 22 points (9-of-16 FG) and hauled in 20 rebounds in the season-opener against Manhattan posting the first 20/20 double-double for the Terps since Joe Smith (31 pts, 21 reb) against Texas in 1995.
- Derik Queen was just the second player in college basketball to post a 20-20 game in his freshman debut since 1996-97. He joined Kansas State's Michael Beasley in 2007 (32 points and 24 rebounds).
- He's the first Maryland player to post a 20-20 game since Joe Smith had 31 points and 21 rebounds against Texas in the 1995 NCAA Tournament.
- Queen was the first freshman in college basketball with a 20-20 game since Jalen Duran had 21 points and 20 rebounds for Memphis vs. UCF on March 11, 2022.
- Queen was the first Big Ten freshman with a 20-20 game in any game since at least 2008-09.
- Queen's 22 points were the most by a Maryland freshman in his debut game since Joe Smith had 26 vs. Georgetown in 1993.
- Queen's 20 rebounds were the most for any Maryland player in any game since Joe Smith had 21 vs. Texas in the 1995 NCAA Tournament.
- Queen's 20 rebounds were the most by a Maryland player in his Terrapin debut.
- Queen's 20 rebounds were the most by a Maryland freshman in a game since Joe Smith had 20 vs. Florida State in 1994.
- Queen's 20 rebounds were the most by any freshman in his first game since at least 2005-06 and most by any Big Ten freshman in a debut since at least 1996-97.

TOP SCORING TERP ROOKIES

- Derik Queen leads the team lead in scoring at 15.2 points per game. That average is tied for third-best among Maryland freshmen dating back to 1947-48. Notable is that 18 (*) of the top 26 freshmen scorers in program history were selected in the NBA draft.

RK	PLAYER	SEASON	POS	PTS	PTS/G
1	Joe Smith*	1993-94	C	582	19.4
2	Melo Trimble	2014-15	G	568	16.2
3	Derik Queen	2024-25	C	312	15.2
	Adrian Branch*	1981-82	G	442	15.2
5	Jerrold Mustaf*	1988-89	F	371	14.3
6	Steve Hood	1986-87	G	369	14.2
7	John Lucas, Jr.*	1972-73	G	425	14.2
8	Johnny Rhodes	1992-93	G	392	14.0
9	Albert King*	1977-78	G	381	13.6
10	Brad Davis*	1974-75	G	364	12.6
11	Brian Williams*	1987-88	C	363	12.5
12	Diamond Stone	2015-16	C	436	12.5
13	Greg Manning*	1977-78	G	338	12.1
14	Larry Gibson*	1975-76	C	188	11.8
15	Jalen Smith*	2018-19	F	386	11.7
16	Terrell Stoglin	2010-11	G	376	11.4
17	Exree Hipp	1992-93	F	316	11.3
18	Keith Booth*	1993-94	F	324	10.8
19	Justin Jackson*	2016-17	F	347	10.5
20	Anthony Cowan	2016-17	G	340	10.3
21	Bruno Fernando*	2017-18	F	308	10.3
22	Buck Williams*	1978-79	F	300	10.0
23	Jo Jo Hunter*	1976-77	G	269	10.0
24	Greivis Vasquez*	2006-07	G	334	9.8
25	Jordan Williams*	2009-10	F	316	9.6
26	Kevin Huerter*	2016-17	G	307	9.3

MARYLAND ROOKIE DOUBLE-DOUBLES

- Queen has five double-doubles on the season. Since 1993-94, he is one of just 13 Terps to post a double-double during their rookie seasons.

RK	PLAYER	FR. YEAR	DOUBLE-DOUBLES
1	Joe Smith	1993-94	20
2	Jordan Williams	2009-10	8
3	Derik Queen	2024-25	5
	Jalen Smith	2018-19	5
5	Diamond Stone	2015-16	4
6	Charles Mitchell	2012-13	3
	Bruno Fernando	2017-18	3

KENPOM'S PLAYER OF THE YEAR STANDINGS

- Prior to the Saint Francis game, Queen was among the top-10 players that KenPom.com projects as quantitatively are the top rated players in the country based on metrics that capture offensive, defensive value, and importance to team success.
- The kPOY is not meant to predict who will win the Naismith or Wooden awards. It is designed to identify the most valuable player in the game, free of reputation or future potential.

RANK	PLAYER	KPOY RATING
1	Johni Broome - Sr. - Auburn	2.683
2	Cooper Flagg - Fr. - Duke	1.898
3	Kam Jones - Sr. - Marquette	1.620
4	Hunter Dickinson - Sr. - Kansas	1.482
5	PJ Haggerty - So. - Memphis	1.299
6	Eric Dixon - Sr. - Villanova	1.235
7	Keshon Gilbert - Sr. - Iowa St.	1.202
8	Derik Queen - Fr. - Maryland	1.189
9	Chaz Lanier - Sr. - Tennessee	1.178
10	Trey Kaufman-Renn - Jr. - Purdue	1.172

MARYLAND VS. WISCONSIN SERIES HISTORY

LAST TIME THEY MET - MARCH 14, 2024

MINNEAPOLIS, MN - No. 12 seed Maryland men's basketball was defeated by No. 5 seed Wisconsin, 87-56, in the Big Ten Tournament Second Round on Thursday at Target Center.

The Terps (16-17) were led by First Team All-Big Ten guard Jahmir Young, who scored 18 points. He also handed out two assists, including the 500th of his career.

Freshman DeShawn Harris-Smith added 16 points. Julian Reese netted 10 points, grabbed five rebounds and blocked two shots.

The Badgers (20-12) hit their first six three-point field goals of the game and raced out to a 47-26 halftime lead. They finished the game 16-25 from beyond the arc. Wisconsin advanced to play No. 4 seed Northwestern on Friday.

John Blackwell led Wisconsin with 18 points. Steven Crowl (17), AJ Storr (16) and Chucky Hepburn (10) added double-digit scoring.

Wisconsin held a 13-7 lead at the first media timeout. Maryland made three of its first four shots from the floor, but Wisconsin drilled all three of its three-pointers it attempted.

The Badgers sparked an 11-2 run and led 21-9 at the 13-minute mark. They remained perfect from beyond the arch at 5-of-5. But Jahmir Young stole a pass and threw down a fastbreak dunk to end the run.

Wisconsin continued its hot shooting from three. John Blackwell entered the game and made his first three attempts from long range. The Badgers led 33-15 with eight minutes remaining in the half.

Maryland trailed 47-26 at halftime. Wisconsin shot 10-of-13 (77%) from three-point land in the first half. Steven Crowl and John Blackwell each had 14 points. Young had a game-high 15 points for the Terps.

The Badgers scored the first 18 points of the second half before DeShawn Harris-Smith knocked down a three-pointer.



Official Basketball Box Score - Final
Maryland at Wisconsin
03/14/24 Target Center, Minneapolis
2023-24 Men's Basketball

Game Time: 1:30 PM
Game Duration: 1:48

Officials: Earl Walton, Kelly Pfeifer, Rob Riley

Maryland - 56

Record: 16-17

NO.	Name	Min	FG	3P	FT	Rebounds	Fouls	TP	AS	TO	ST	Blocks	+/-
			M-A	M-A	M-A	OR DR TOT	PF FD					BS BA	
10	Julian Reese	F 30:09	4-8	0-0	2-2	0 5 5	1 2	10	2	3	0	2 0	-30
12	Jamie Kaiser, Jr.	F 18:40	1-6	1-3	0-0	0 0 0	2 0	3	0	1	0	0 1	-29
24	Donta Scott	F 25:18	1-4	0-1	2-2	2 0 2	1 6	4	1	4	1	0 0	-21
1	Jahmir Young	G 29:58	8-15	2-5	0-1	0 1 1	1 3	18	2	2	3	1 0	-31
5	DeShawn Harris-Smith	G 32:01	6-15	3-4	1-3	1 1 2	2 3	16	3	1	0	0 0	-28
22	Jordan Geronimo	21:50	1-4	0-1	1-2	1 3 4	3 1	3	1	0	2	0 0	-14
11	Noah Batchelor	23:21	1-2	0-1	0-0	0 3 3	1 1	2	1	0	1	0 0	1
35	Caelum Swanton-Rodger	07:18	0-1	0-0	0-0	1 0 1	0 0	0	0	0	0	1 1	-1
0	Jahnathan Lamothe	11:25	0-1	0-0	0-0	1 0 1	0 0	0	0	0	0	0 0	-2
Team						1 5 6		0		0			
Totals			22-56	6-15	6-10	7 18 25	11 16	56	10	11	7	4 2	-31

Technical Fouls::NONE

Shooting By Period			
1st	FG%	12-28	42.9%
	3PT%	2-7	28.6%
	FT%	0-0	0%
2nd	FG%	10-28	35.7%
	3PT%	4-8	50.0%
	FT%	6-10	60%
GM	FG%	22-56	39.3%
	3PT%	6-15	40.0%
	FT%	6-10	60.0%

Dead Ball Rebounds: 1, 0

Wisconsin - 87

Record: 20-12

NO.	Name	Min	FG	3P	FT	Rebounds	Fouls	TP	AS	TO	ST	Blocks	+/-
			M-A	M-A	M-A	OR DR TOT	PF FD					BS BA	
5	Tyler Wahl	F 21:56	1-5	0-1	2-2	0 0 0	1 1	4	2	1	3	0 1	32
22	Steven Crowl	F 17:57	7-8	3-3	0-0	2 1 3	2 0	17	2	2	0	0 0	27
2	AJ Storr	G 22:40	6-11	2-4	2-2	1 4 5	1 1	16	0	2	1	0 0	19
11	Max Klesmit	G 21:51	1-2	1-2	0-0	0 3 3	3 1	3	5	0	0	0 0	38
23	Chucky Hepburn	G 21:11	4-4	2-2	0-0	0 3 3	1 2	10	8	2	0	1 0	37
25	John Blackwell	23:02	6-11	4-6	2-2	1 4 5	1 1	18	0	0	0	0 1	14
31	Nolan Winter	15:21	2-5	1-1	1-2	0 5 5	0 2	6	2	1	0	0 0	6
4	Kamari McGee	12:37	0-0	0-0	0-0	0 1 1	3 0	0	1	1	1	0 0	4
35	Markus Ilver	15:11	0-2	0-1	0-0	0 2 2	3 1	0	1	0	0	0 1	-5
14	Carter Gilmore	11:04	1-4	1-1	0-0	2 1 3	2 0	3	3	2	0	0 1	-3
3	Connor Essegian	09:05	3-5	2-4	1-1	0 1 1	1 0	9	0	0	0	0 0	-6
21	Chris Hodges	04:43	0-3	0-0	1-2	3 1 4	0 1	1	1	0	0	1 0	-5
12	Luke Haertle	03:22	0-0	0-0	0-0	0 0 0	0 0	0	1	0	0	0 0	-3
Team						3 4 7		0		1			
Totals			31-60	16-25	9-11	12 30 42	17 11	87	25	13	5	2 4	31

Technical Fouls:Gilmore 2nd 7:34

Shooting By Period			
1st	FG%	18-28	64.3%
	3PT%	10-13	76.9%
	FT%	1-2	50%
2nd	FG%	13-32	40.6%
	3PT%	6-12	50.0%
	FT%	8-9	88.9%
GM	FG%	31-60	51.7%
	3PT%	16-25	64.0%
	FT%	9-11	81.8%

Dead Ball Rebounds: 1, 0

	MAR	WIS
Biggest lead	1 (1st 18:51)	42 (2nd 8:08)
Best Scoring Run	7 (2nd 0:38)	23 (2nd 15:15)
Lead Changes	2	
Times Tied	0	
Time with Lead	00:26	39:23

Points from	MAR	WIS
Turnovers	13	15
Paint	24	22
Second Chance	4	7
Fast Breaks	4	6
Bench	5	37

Period by Period Scoring			
	1st	2nd	TOT
MAR	26	30	56
WIS	47	40	87

SERIES RECORD

WISCONSIN LEADS 15-8

Date	Location	W/L	Score
12-30-31	A	L	30-32
12-23-32	H	L	13-22
11-29-00	N ¹	L	75-78 ^(OT)
3-17-02	N ²	W	87-57
12-2-03	H ³	W	73-67 ^(OT)
11-30-04	A ⁴	L	64-69
11/25/09	N ⁵	L	69-78
2-24-15	H	W	59-53
1-9-16	A	W	63-60
2-13-16	H	L	57-70
2-19-17	A	L	60-71
2-4-18	H	W	68-63
3-1-18	N ⁶	L	54-59
1-14-19	H	W	64-60
2-1-19	A	L	61-69
1-14-20	A	L	54-56
12-28-20	A	W	70-64
1-27-21	H	L	55-61
1-9-22	H	L	69-70
12-6-22	A	L	59-64
1-25-23	H	W	73-55
2-20-24	A	L	70-74
3-14-24	N	L	56-87

1-ACC/Big Ten Challenge at Milwaukee, Wisc. (Bradley Center); 2-NCAA Tournament at Washington, D.C. (MCI Center); 3-ACC/Big Ten Challenge at College Park, Md. (Comcast Center); 4-ACC/Big Ten Challenge at Madison, Wisc. (Kohl Center); 5-EA Sports Maui Invitational (Lahaina, Hawaii); 6-Big Ten Tournament at New York, Ny.(Madison Square Garden)

SERIES PROFILE

Terps at Home:	5-4
Terps at Cole Field House:	0-0
Terps at XFINITY Center:	5-4
Terps on the Road:	2-7
Terps at Neutral Site:	1-4
Terps since 1953-54:	8-13
Last 10 Games:	3-7

Current Streak:	Wisconsin Won 2
Longest UM Win Streak:	2
Longest WISC Win Streak:	3
Largest Win Margin:	30 (87-57 on 3/17/02)
Largest Loss Margin:	31 (56-87 on 3/14/24)
Most UM Points Scored:	87 (87-57 on 3/17/02)
Most WISC Points Scored:	87 (87-56 on 3/14/24)

SERIES NOTES

► Juan Dixon scored 29 points against Wisconsin (3/17) in the 2002 NCAA Tournament - tied for the fourth-most points for Maryland in a single NCAA Tournament game.

► Maryland's program-record 27 game home win streak that began on Dec. 6, 2015 against Winthrop was ended by Wisconsin on Feb. 13, 2016 - it spanned 27 games.

TERRAPIN TEAM NOTES (CONT.)

JUJU BEAST

- ▶ Julian Reese entered the 2024-25 campaign as one of the top post players in the Big Ten and nationally. Last season, he earned All-Big Ten Honorable Mention honors as a junior after being named to the Preseason All-Big Ten Team and to the Karl Malone Power Forward of the Year Award Watch List.
- ▶ Reese posted 15 double-doubles last season which were the ninth most nationally and stood second in the Big Ten during the regular season.
- ▶ Reese had 22 total double-doubles entering 2024-25.
- ▶ All-time, Reese has the eighth-most double-doubles for any Terp (31).

MARYLAND CAREER DOUBLE-DOUBLES

Rk	Player	Pos	Total
1	Tom McMillen	1972-74	46
2	Len Elmore	1972-74	44
3	Buck Williams	1979-81	41
4	Joe Smith	1994-95	38
5	Jordan Williams	2010-11	33
6	Lonny Baxter	1999-02	33
7	Larry Gibson	1976-79	32
8	Julian Reese	2021-pr.	31

1100 POINT / 800 REBOUND CLUB

- ▶ Julian Reese is one of nine players in program history to post over 1,100 career points and 800 career rebounds.

Player	Games	Pts	Reb	Years
Lonny Baxter	138	1858	998	1998-02
Tom McMillen	88	1807	859	1971-74
Keith Booth	126	1776	916	1993-97
Terence Morris	136	1733	925	1997-01
Donta Scott	162	1690	859	2019-24
Derrick Lewis	127	1458	948	1984-88
Julian Reese	119	1297	883	2021-pr.
Larry Gibson	101	1198	895	1975-79
Buck Williams	85	1153	928	1978-81

REESE SHOWING VETERAN IMPACT

- ▶ Despite having a talented group of high-scoring guards and the addition of Derik Queen to the front court, Julian Reese has nearly matched his career-high totals from last season. Even more impressive is that Reese has been hitting these marks playing almost 5.0 fewer minutes per game than last year.
- ▶ Additionally, his 3.3 offensive rebounds per game is second in the Big Ten and are the most for a Maryland player since James Padgett averaged 3.3 in 2011-12.

REESE CAREER SNAPSHOT

Year	Pts/GM	Reb/GM	BLK	STL	Double-Doubles
2021-22	5.7	4.4	23	14	0
2022-23	11.4	7.2	42	27	7
2023-24	13.7	9.5	60	32	15
2024-25	13.7	9.2	32	19	9

REESE IN THE MARYLAND RECORD BOOK

Stat	Rank	Total
Career Field Goal %	7th	.561 (491-876)
Season Field Goal %	3rd	.632 (2022-23)
Career Rebounds	8th	883
Season Rebounds	16th	303 (2023-24)
Career Blocked Shots	8th	157
Season Blocked Shots	19th	60 (2023-24)

RARE DOUBLE-DOUBLE SEASON

- ▶ Julian Reese nearly averaged a double-double last season as a junior. If he does so in 2024-25, he would become just the fifth Terp since 1992-93 to average a double-double for a season. Overall, in that span, it has happened five times with Joe Smith doing so during both the 1993-94 and 1994-95 seasons.

Rk	Player	Year	Reb	Avg	Pts	Avg
1	Jalen Smith	2019-20	326	10.5	479	15.5
2	Bruno Fernando	2018-19	362	10.6	462	13.6
3	Jordan Williams	2010-11	388	11.8	557	16.9
4	Joe Smith	1994-95	362	10.6	708	20.8
5	Joe Smith	1993-94	321	10.7	582	19.4

DOUBLE TROUBLE

- ▶ The Twin Towers of Derik Queen and Julian Reese have already proven to be a tough handle for the opposition. The pair have combined for 13 20-point games (seven for Queen, six for Reese) and 19 (12 for Reese) double-digit rebound games to lead the Terps.
- ▶ The duo also have 14 double-doubles (9 for Reese) on the year as well including Queen's amazing 22 points, 20 rebounds in his collegiate debut.
- ▶ The pair have combined for 606 points (35.0 percent of Maryland's total season points) and 363 rebounds (46.0 percent of Maryland's total season rebounds).

BIG DUO ON THE GLASS

- ▶ Julian Reese and Derik Queen are the top rebounding duo in the Big Ten this season.

Rk	Team	Avg	Players
1	Maryland	17.3	J. Reese (9.2) & D. Queen (8.1)
2	Michigan	15.9	D. Wolf (9.8) & V. Goldin (6.1)
3	Indiana	15.9	O. Ballo (10.2) & M. Reneau (5.7)
4	Illinois	15.1	T. Ivisic (8.5) & M. Johnson Jr. (6.6)

SPREADING THE WEALTH

- ▶ Through 21 games this season, Maryland has had five different players score 20-plus points in a single game. Overall, the Terps have had 22 20-point efforts.
- ▶ The most for a season dating back to 1996-97 has been six different players in 2004-05 - Nik Caner-Medley (10), John Gilchrist (6), Chris McCray (5), Travis Garrison (2), Ekene Ibekwe (1), Mike Jones (1).
- ▶ The highest total of 20-point games overall in that span was 35 individual efforts in 1999-00 - Juan Dixon (13), Lonny Baxter (10), Terence Morris (10), Danny Miller (1), Drew Nicholas (1).
- ▶ This season, Derik Queen (7), Julian Reese (6), Ja'Kobi Gillespie (4), Rodney Rice (3), and Selton Miguel (2) have each had 20-point efforts.
- ▶ This season's total number of different players to reach 20 points in a game equals the most since five different players also did so during the 2015-16 season.
- ▶ Last year, only three players hit 20 points in a game: Jahmir Young (18), Julian Reese (4), Donta Scott (1)
- ▶ Queen's seven 20-point games are the fourth-most this year among Big Ten freshmen. Dylan Harper of Rutgers leads all rookies with 11 20-point games in 2024-25.

2024-25 RECORD WHEN ...

Overall	16-5
In B1G Games	6-4
In Non-conference Games	10-1
At Home	12-1
Away	2-4
Neutral Sites	2-0
Day Games	6-2
Night Games	10-3
vs. Top 5 opponents	0-0
vs. Top 10 opponents	0-3
vs. Top 25 opponents	2-3
vs. unranked opponents	14-2
Leading at halftime	14-4
Trailing at halftime	2-1
Tied at halftime	0-0
Overtime	0-0
Shooting .500 or better	7-1
Shooting .451 to .499	6-2
Shooting .400 to .450	3-1
Shooting below .400	0-1
Opponent shooting .500 or better	0-1
Opponent shooting .451 to .499	3-3
Opponent shooting .400 to .450	7-1
Opponent shooting below .400	6-0
Higher FG% than opponent	15-1
Lower FG% than opponent	1-4
More 3-point FGs	12-1
Fewer 3-point FGs	3-3
Making more free throws	12-2
Making fewer free throws	2-3
Outrebounding opponent	11-2
Outrebounded by opponent	5-3
More turnovers than opponent	2-4
Fewer turnovers than opponent	13-1
Scoring more bench points	7-0
Scoring fewer bench points	9-5
Games decided by 3 or fewer	3-1
Games decided by 4 to 8	1-4
Games decided by 9 to 12	0-0
Games decided by 13 to 19	2-0
Games decided by 20 or more	10-0
Player scores 30+ points	0-0
Player scores 20+ points	15-4
Terps score under 60 points	0-0
Terps score 60-69 points	1-1
Terps score 70-79 points	5-4
Terps score 80-89 points	5-0
Terps score 90-99 points	3-0
Terps score 80+ points	9-0
Terps score 90+ points	4-0
Terps score 100+ points	2-0
Opp. player scores 30+ points	1-0
Opp. player scores 20+ points	6-5
Opponents score under 60 points	7-0
Opponents score 60-69 points	5-0
Opponents score 70-79 points	4-3
Opponents score 80-89 points	0-2
Opponents score 90-99 points	0-0
Opponents score over 100 points	0-0

TERRAPIN TEAM NOTES (CONT.)

NO RUST ON THE HOT ROD

- ▶ After not playing in a collegiate basketball game for 600 days prior to the Manhattan game, Rodney Rice certainly shook off the rust at the start of the season.
- ▶ The sophomore guard had a breakout game against Mount St. Mary's with 28 total points on 10-of-14 shooting. He had 26 points in the first half alone making him the first Big Ten player since Luke Garza had 27 first half points at Michigan on Dec. 6, 2019. The last Terp to have 26-or-more points in any half was Jahmir Young last season at Northwestern (1/17/24) when he posted 28 in the second.
- ▶ Rice made his first start in the win over Canisius and is currently fourth on the team in scoring at 12.6 points per game. He has the second-most triples (42) on the team while hitting at a 36.2 percent clip.
- ▶ Rice hit the game-winning three-pointer at Indiana with 7.5 seconds remaining - part of his game-high 23 points and career-high five three-pointers made in the game.

GILLESPIE'S AN INSTANT IMPACT

- ▶ Since joining the Terps, Ja'Kobi Gillespie has scored in double figures in 17 of his 21 games played.
- ▶ Against No. 22 UCLA, Gillespie set a season-high with 27 points going 4-of-8 from deep and 9-of-9 from the charity stripe. He also had four assists and a season-high four steals in the win.
- ▶ Against No. 15 Marquette, Gillespie had 24 points going 10-of-17 from the floor and 4-of-9 from three-point range. That total was just two shy of matching his career-high of 26 points scored against Southern Illinois (2/14/24) when he was at Belmont.
- ▶ Gillespie leads the team with 99 total assists (4.7 per game) giving him 311 for his career. He set a new career-high with 11 in the win over Syracuse as part of his first career double-double (17 pts). The 11 assists were the most by a Maryland player in a game since Melo Trimble had 12 against North Carolina (12/2/15).
- ▶ His 4.7 assists per game rank 6th in the B1G.
- ▶ Gillespie now has 1,042 career points between Belmont and Maryland through 78 total career games played. He scored his 1,000th career point on a buzzer-beating three-pointer before halftime of the Nebraska (1/19) win.
- ▶ A highly-touted football prospect while in high school, Gillespie received offers from ACC and SEC programs on the gridiron. As a wide receiver, defensive back, and special teams returner, he pulled off a touchdown trifecta with a receiving touchdown, a pick-six, and a punt return in a single-game.

SHARING IS CARING

- ▶ Maryland is sharing the ball significantly better than a season ago averaging 15.5 assists per game, which is almost five more per game than in 2023-24. That is currently on pace to be the highest assist average since 2010-11 (16.9).
- ▶ Maryland has seven games with at least 17 helpers, including three with 25+ assists. In the previous three seasons combined, Maryland did not have a single game with 25 assists. This is the 1st time since 2010-11 that they have had three games of at least 25 assists in the same season.

Maryland Assist Numbers	2023-24	2024-25
Assists Per Game	10.9	15.5
Assist Rate	47.0	50.9
Assists/Turnovers	0.93	1.49

SELTON SETTLING IN NICELY

- ▶ As the season progresses, Selton Miguel continues to grow more confident playing in his third collegiate system (Kansas State/South Florida). He is currently the fifth-leading scorer on the team at 11.5 points per game.
- ▶ Miguel had back-to-back 24-point games in the Saint Francis and Syracuse wins to mark his season-high scoring total. In those two games he was 10-of-15 beyond the arc including 6-of-9 against Syracuse.
- ▶ Miguel is the third-leading three-point shooter on the team with 39 on the year at a 40.2 percent mark.
- ▶ For his career, he is the third active Terp to have over 1,000 points alongside Julian Reese and Ja'Kobi Gillespie. Currently, Miguel has 1,430 points through a team-high 139 games.
- ▶ Miguel and his brother, Rifen, run a charitable foundation in their home country of Angola. The aim of the M3M Foundation is to provide children with support, resources, and opportunities, especially through sports events, donations, and scholarships, which can help them pursue their dreams and reach their full potential.
- ▶ The foundation includes initiatives such as sports programs, training camps, equipment donations, and infrastructure development aimed at empowering youth, enhancing community cohesion, and creating pathways for personal and social development.

SELTON MIGUEL, BRUNO FERNANDO REUNITE

- ▶ Over the summer, newcomer Selton Miguel and fellow Angolan (and Terp favorite) Bruno Fernando reunited as part of the Angolan National Team which played in the FIBA Olympic Qualifying Tournament in Madrid.
- ▶ Miguel averaged 7.0 points, 2.0 rebounds, and 2.0 assists in two games for Angola during the tournament. Against Spain, he scored 11 points while adding three rebounds and three assists.
- ▶ Miguel was the only college player and the youngest on the Angolan team. It was also his first year with the national team after playing with the senior team at the FIBA Olympic Qualifying Tournament in 2021.

SEVEN OF A KIND

- ▶ In the win over Canisius, seven Terps scored in double-figures, led by Julian Reese's 20 points. It was the first time since Dec. 23, 1995, that Maryland had that many players score 10 or more. Selton Miguel (15 points), Rodney Rice (13 points), Jay Young (12 points), Derik Queen (10 points), Ja'Kobi Gillespie (10 points) and Malachi Palmer (10 points).
- ▶ The last time seven players reached double figures came against Towson on Dec. 23, 1995: Joe Smith (25), Johnny Rhodes (19), Sarunas Jasikevicius (18), Exree Hipp (16), Wayne Bristol (12), Keith Booth (11), Mario Lucas (10), Duane Simpkins (10).

ADVANCED STATS

TOP TERPS +/- FOR 2024-25

##	PLAYER	PF	PA	+/-
00	GILLESPIE, JA'KOBI	1360	1044	316
01	RICE, RODNEY	1262	952	310
25	QUEEN, DERIK	1261	980	281
10	REESE, JULIAN	1174	916	258
09	MIGUEL, SELTON	1155	921	234
07	PALMER, MALACHI	351	204	147
06	GAPARE, TAFARA	549	454	95
08	YOUNG, JAYHLON	479	402	77
05	HARRIS-SMITH, DESHAWN	697	623	74
22	GERONIMO, JORDAN	253	207	46
40	MURPHY, BEN	34	18	16

2024-25 TEAM RANKINGS

Category	UMD	Nat / B1G
Points Per Game	83.4	21 / 5
Scoring Defense	65.4	38 / 2
Assists Per Game	15.5	82 / 10
Assist/TO Ratio	1.49	40 / 5
Blocks Per Game	4.5	53 / 4
Steals Per Game	8.0	78 / 4
Turnovers Per Game	10.4	45 / 5
FG Percentage	48.8	24 / 5
3FG Percentage	36.5	60 / 5
FT Percentage	74.8	83 / 6
Rebound Margin	4.9	63 / 4

WILLARD'S FULL COURT PRESS

- ▶ Prior to the 2023-24 season, head coach Kevin Willard became the newest Maryland coach to receive an ice cream flavor from the UMD Dairy. The name for the ice cream, as selected in an online fan vote, will be Willard's Full Court Press.
- ▶ Coach Willard's ice cream is made up of blackberry, peanut butter cups, banana and vanilla.
- ▶ Select Maryland head coaches enjoy the unique perk of having their own custom ice cream flavor created in their honor. While not every coach has one, there is no hard-and-fast rule on who gets one, success of the program does play a role.
- ▶ Current head coaches who have their own flavor include Mike Locksley (Pop, #LockedIn, Drop It), women's basketball head coach Brenda Frese (Brenda's Peanut butter Frese), women's lacrosse head coach Cathy Reese (Cathy Reese's Victory Swirl), men's soccer head coach Sasho Cirovski (Sasho's Crew Crunch), and field hockey head coach Missy Meharg (Terpresso).
- ▶ The ice creams are created by University Dining Services' Executive Pastry Chef Jeff Russo for the Maryland Dairy. Housed in the student union, the Dairy uses milk from local cows along with the specialized ingredients for each head coach. The first coach-inspired variation actually began in 2004 with Ralph Friedgen (vanilla, fudge, brownies, chocolate-covered cashews).

TERRAPIN TEAM NOTES (CONT.)

HIGH SCORING OFFENSE TO START THE YEAR

- ▶ Through 21 games of the year, Maryland is averaging 83.4 points per game which would be it's best season scoring average since 2001-02 (85.0 ppg). For an entire season, Maryland has only averaged over 80 points three other times since 2000-01.

ANNUAL SCORING AVERAGE

Rk.	Points/Game	Total Points	Year
1	89.9	2,607	1974-75
2	88.2	2,469	1975-76
3	87.1	2,613	1972-73
4	86.6	2,946	1994-95
5	85.7	2,400	1973-74
6	85.2	3,067	2000-01
7	85.0	3,060	2001-02
8	84.5	2,873	1998-99
9	83.4	1,751	2024-25
10	83.2	2,747	1989-90
11	82.2	2,303	1977-78
12	81.9	2,620	2004-05
13	81.3	2,440	1995-96
14	81.0	2,350	1991-92
16	80.2	2,245	1990-91
17	80.0	2,481	1979-80
18	80.0	2,399	1993-94

SCORING OFFENSE IMPROVEMENT

- ▶ Maryland boasts a retooled offense this season that is averaging +14.4 more points per game than last season. The Terps finished the 2023-24 season averaging 69.0 points per game.
- ▶ That margin of improvement is tops in the Big Ten this year and ranked fifth overall nationally.

LARGEST IMPROVEMENT IN POINTS PER GAME (BIG TEN)

Rk	Team	2023-24	2024-25	Difference
1.	Maryland	69.0	83.4	+14.4
2.	Rutgers	65.4	76.5	+11.1
3.	Michigan	72.9	83.5	+10.6
4.	UCLA	66.0	75.6	+9.6
5.	Michigan State	75.1	81.7	+8.8

HITTING FROM DEEP

- ▶ Maryland's shooting from three-point range this season is on a pace that has not yet been seen in program history. They are averaging 8.2 threes per game, which is on track to be the best single season average in school history.
- ▶ It's also a significant improvement from last season, when Maryland made just 6.1 3's per game.
- ▶ The Terps current 36.5 three-point percentage is also the best in a single season since 2017-18 and is just under eight percent better than in 2023-24.

SHOOTING IMPROVEMENT

MARYLAND 3-POINT SHOOTING	2023-24	2024-25
3PT%	28.9	36.5
3PTM/GAME	6.1	8.2
3PTA/GAME	21.1	22.4
% OF FGA THAT ARE 3PTA	37.5	35.9

TERPS LEAD THE COUNTRY IN "KILL SHOTS"

- ▶ Maryland is tied for second nationally in 10-0 runs - a statistic that EvanMiya.com terms a 'Kill Shot'. The Terps have 23 total 10-0 or better runs this year which has already surpassed last year's total (16). In 2022-23, Maryland had 27 such runs.

Year	Kill Shots	NCAA Rank	Kill Shots Allowed
2022-23	27	T-11th	11
2023-24	16	T-108	16
2024-25	23	T-2nd	7

TURNING DEFENSE INTO OFFENSE

- ▶ The combined 47 forced turnovers by Maryland in the two games between Mount St. Mary's (25) and Florida A&M (22) - were the most in consecutive games since forcing 49 from Nov. 8-10, 2010.
- ▶ The Terps had 27 steals in those two games for their most in a two-game span since recording 27 between two games on Nov. 13-17, 2009
- ▶ Defensively, Maryland has been able to convert opponent turnovers into a whopping 415-239 advantage in points off turnovers through 21 games.

MARYLAND'S TOP POINTS OFF TURNOVERS BY GAME

Rank	Team	UMD	Opponent
1	Canisius	39	11
2	Saint Francis	33	4
3	Florida A&M	31	5
4	#17 Illinois	27	4
	Mount St. Mary's	27	4
5	UCLA	26	20

DEFENSE ONE OF THE BEST IN THE NATION

- ▶ The Terps were the top defensive unit in the Big Ten last season allowing 65.9 points per game which ranked 23rd nationally. *That marked the first time since 1973-74 for the Terps to lead their conference scoring defense.*
- ▶ Maryland ranked 14th-best nationally for defensive efficiency according to KenPom.com. The Terps also ranked 20th in effective field goal percentage.
- ▶ Maryland held six opponents under 60 points last year including a season-low 46 scored by Rutgers.
- ▶ The last season giving up fewer than 63 points was 1981-82 (58.8) - a year before the ACC used the three-point line and three before the shot clock (1985-86).

MARYLAND'S BEST DEFENSES SINCE 1960

Rank	Year	Opponent PPG
1	1981-82	58.8
2	2014-15	63.4
3	2022-23	63.5
4	2012-13	64.0
5	2019-20	64.5
6	1984-85	64.9
7	1966-67	65.1
8	2024-25	65.4
9	2018-19	65.5
10	2020-21	65.6
11	1985-86	65.6
12	1971-72	65.8
13	2023-24	65.9
14	1998-99	66.4

DEFENSE ALWAYS TRAVELS

- ▶ Since Kevin Willard took over the program, the Terps have been an elite level defensive unit. Maryland is one of 20 teams nationally to allow under 66 points in each season since 2022-23 and have the 18th lowest scoring average allowed in that time span as well.

Rk	Team	PA
1	Houston	57.2
2	North Texas	59.5
3	Saint Mary's	60.1
4	Virginia	61.1
5	Tennessee	61.7
6	Wagner	61.9
7	UC San Diego	62.4
8	Liberty	62.7
9	Iowa State	62.9
10	UCLA	63.3
11	Duke	63.8
12	Saint Peter's	64.3
13	Marist	64.3
14	VCU	64.4
15	San Diego State	64.6
16	Drexel	64.6
17	UConn	64.8
18	Maryland	64.8
19	Dayton	65.0
20	Vermont	65.0

TERPS DEFENSE BY THE NUMBERS

Most Turnovers Forced Per Game by B1G Teams This Season

RK	Team	G	TO
1	UCLA	20	16.7
2	Penn State	20	15.8
3	Maryland	21	15.1
4	Iowa	20	14.8
5	Northwestern	20	14.3

Best Defensive Turnover % by Power Conf. Teams This Season

1	UCLA	24.6
2	Marquette	23.4
3	Houston	23
4	Mississippi	23
5	Vanderbilt	22.4
6	Iowa State	22.1
7	Saint John's	21.9
8	Penn State	21.8
9	Missouri	21.6
10	Maryland	21.4

Most Points Off Turnovers Per Game Power Conf. Teams

1	Vanderbilt	21.5
2	Iowa State	21.1
3	Maryland	19.8
4	Marquette	19.7
5	UCLA	19.6

Fewest 2nd Chance PPG Allowed by Power Conference Teams

1	BYU	19	5.9
2	Seton Hall	20	7.3
3	UCLA	20	7.6
4	Duke	19	7.9
5	Illinois	20	8.2
6	Minnesota	20	8.4
7	Villanova	21	8.6
8	USC	19	8.7
9	UConn	20	8.8
10	Kansas	19	8.9
11	Houston	19	9
12	Maryland	21	9
13	Notre Dame	19	9

FATHER/SON COACHING DUOS

- Kevin Willard is one of 14 current head coaches who also had fathers who were also Division I head coaches.

Son	Wins	Father	Wins
Brian Barone, SIUE	78	Tony Barone, Sr.	178
Jeff Capel III, Pitt	285	Jeff Capel II	138
Bryce Drew, Grand Canyon	273	Homer Drew	370
Scott Drew, Baylor	479	Homer Drew	370
Brian Dutcher, San Diego St.	190	Jim Dutcher	190
Chris Gerlufsen, San Fran.	68	Rob Gerlufsen	55
John Griffin III, Bucknell	22	John Griffin II	145
Kevin Kruger, UNLV	69	Lon Kruger	674
Phil Martelli Jr., Bryant	32	Phil Martelli	444
Dan Monson, Eastern Wash.	451	Don Monson	216
Eric Musselman, USC	233	Bill Musselman	104
Ryan Odom, VCU	189	Dave Odom	405
Richard Pitino, New Mexico	237	Rick Pitino	871
Kevin Willard, Maryland	324	Ralph Willard	336

WILLARD HITS 300 CAREER WINS

- Last season, Willard captured his 300th career win thanks to a 69-60 road victory at UCLA on Dec. 22, 2023. That made him the fifth active coach in the Big Ten to hit that mark before the additions this year of the West Coast four. Rutgers' Steve Pikiell did so last year in his 18th overall season meaning Willard did so a year faster.
- Oregon's Dana Altman now has the most career wins of any B1G coach, while UCLA's Mick Cronin also joined the list of league coaches with 300-or-more career wins.
- Willard also joined his father, Ralph Willard, who won 336 games between his time at Western Kentucky, Pittsburgh, and Holy Cross.

ACTIVE BIG TEN COACHES WITH 300 CAREER WINS

Coach	Wins	Years
Dana Altman	771	36th
Tom Izzo	724	30th
Fran McCaffery	544	29th
Mick Cronin	494	22nd
Matt Painter	488	21st
Steve Pikiell	334	20th
Kevin Willard	324	18th

FIRST FIRST-YEAR TERP COACH TO HIT 20 WINS

- Kevin Willard's first season at Maryland had many notable firsts - The first coach to start 8-0 in his first season; The first coach to be nationally ranked in his first season; The first coach in Big Ten history to win first seven games by at least 15 points. Added to that is the first coach in Maryland history to reach 20 wins in their inaugural season as well.

Maryland Coach	First Season	Record
H. Burton Shipley	1923-24	5-7
Flucie Stewart	1947-48	11-14
Bud Millikan	1950-51	16-11
Frank Fellows	1967-68	8-16
Lefty Driesell	1969-70	13-13
Bob Wade	1986-87	9-17
Gary Williams	1989-90	19-14
Mark Turgeon	2011-12	17-15
Kevin Willard	2022-23	22-13

WILLARD AMONG NATION'S BEST FOR QUAD 1 WINS

- Head coach Kevin Willard ranks among the top active coaches for Quad 1 wins since 2018-19. Among Big Ten coaches, he is seventh overall. He has eight since taking over at Maryland with three in 2022-23, two in 2023-24, and three in 2024-25. Last season, Maryland had Quad 1 wins at No. 10 Illinois and at Iowa.

HEAD COACH	QUAD 1 WINS
Bill Self	74
Scott Drew	64
Matt Painter	60
Rick Barnes	54
Tom Izzo	50
Shaka Smart	50
Mark Few	49
Greg Gard	48
John Calipari	47
Nate Oats	47
Kelvin Sampson	46
Chris Beard	45
Dan Hurley	44
Bruce Pearl	44
Brad Underwood	44
Greg McDermott	43
Tony Bennett	39
T.J. Otzelberger	39
Dana Altman	37
Mick Cronin	36
Kevin Willard	35

HOME COOKIN'

- Maryland is 322-76 (.810) all-time at the XFINITY Center including 37-8 (.822) under Kevin Willard. Under Willard, the Terps have five home Top-25 victories highlighted by the 2022-23 win over No. 3 Purdue.
- The Terps have won 22 consecutive against unranked non-conference foes at home. The last time Maryland lost to an unranked non-conference opponent was Dec. 1, 2021 against Virginia Tech in the ACC/Big Ten Challenge.
- Maryland won a program-record 14 consecutive Big Ten conference games at XFINITY, including all 10 games in 2022-23 and the final three of 2021-22.
- Maryland's 16-1 home record in 2022-23 was the best since 2019-20 and the eighth time overall to win 16-or-more at home. In both 2012-13 and 2014-15, the Terps won 18 games at home going 18-3 and 18-1, respectively.

Season	Overall Record	Pct.	Home Record	Pct.
2014-15	28-7	.800	18-1	.947
2015-16	27-9	.750	16-1	.941
2016-17	24-9	.727	13-5	.722
2017-18	19-13	.594	15-3	.833
2018-19	23-11	.676	15-3	.833
2019-20	24-7	.774	16-1	.941
2020-21	17-14	.548	11-6	.647
2021-22	15-17	.469	10-8	.556
2022-23	22-13	.629	16-1	.941
2023-24	16-17	.485	11-6	.647
2024-25	16-5	.762	12-1	.923

FIRST TIME EVER: THREE STRAIGHT 30 POINT WINS

- For the first time in program history, Maryland started a season with three consecutive 30-point wins. The closest the Terps came prior was in 1972-73 (127-82 vs. Brown, 82-50 at Richmond, and 107-80 at Canisius) and 1975-76 (127-84 vs. East Carolina, 99-42 vs. DePauw, 98-71 at Richmond).
- Dating back to 1996-97, only four Big Ten teams have produced three-or-more 30-point wins to start a season: 1997-98 Iowa (4), 2022-23 Illinois (3), 2012-13 Michigan (3), 2004-05 Michigan State (3).

ALL AROUND HOOPS SUCCESS

- Maryland was one of 26 schools in 2022-23 year to have teams in both the men's and women's NCAA Tournament.
- Only 12 schools had men's and women's teams that were among the Top 8 seeds in both NCAA Tournaments (Arizona, Baylor, Connecticut, Creighton, Duke, Indiana, Iowa, Iowa State, Maryland, Tennessee, Texas, UCLA).
- Maryland is one of five schools in history to win men's and women's NCAA Championships, along with Baylor, Connecticut, North Carolina and Stanford.
- Maryland and Stanford are the only schools to win the national championship in men's basketball, women's basketball and football.

MARYLAND ONE OF THE TOP PRODUCERS OF 1,000 POINT SCORERS

- After Julian Reese hit 1,000 career points last season, Maryland's 61 all-time 1,000-point scorers are tied for 8th-most among all schools.
- Julian Reese became the 61st 1,000-point scorer for Maryland last year after scoring 12 against Rutgers in the Big Ten Tournament.

MOST 1,000-POINT SCORERS BY SCHOOL

School	No.
North Carolina	81
Louisville	69
Duke	68
Notre Dame	67
Villanova	67
Kansas	66
Syracuse	65
Kentucky	61
Maryland	61
Ohio State	60
UCLA	60

FRATERNITY OF GREATNESS

- One of Willard's early initiatives at Maryland has been to reconnect and embrace the tradition of excellence. As part of that alumni outreach, he has dubbed those in the Terp family as the "Fraternity of Greatness".
- Within the team hallway, alumni now have a wall-outline of the state to sign with the message "A Lasting Legacy". Additionally, custom-made shirts are provided to alumni and current team-members only with the "Fraternity of Greatness" slogan.
- Prior to the 2022-23 season's start, the Terps hosted an alumni dinner with over 30 former players in attendance.

TERRAPIN TEAM NOTES (CONT.)

TERPS IN THE PROS

- ▶ Maryland currently has five players on NBA rosters: Bruno Fernando (Toronto), Kevin Huerter (Sacramento), Alex Len (Sacramento), Jalen Smith (Chicago), and Aaron Wiggins (Oklahoma City).
- ▶ Fernando joined the Raptors ahead of the 2024 season. Fernando finished the 2023-24 season with the Atlanta Hawks averaging 6.3 points and 4.3 rebounds. Fernando played in 45 games a season ago with the Hawks, while also making two starts on the season.
- ▶ Huerter heads into his third season as a member of the Sacramento Kings. Last season, Huerter averaged 10.2 points a game with 3.5 rebounds, and 2.6 assists. Huerter shot 44.3-percent from the field last season, while also shooting 36.1-percent from the bonus sphere. Huerter played in 64 games during the 2023-24 season for Sacramento, while also making 59 starts.
- ▶ Len completed his 11th NBA season last year averaging 2.5 points and 2.7 rebounds in 48 games. Len had a 61.7 field-goal percentage in the 2023-24, the highest of his career.
- ▶ Smith was a key figure for Indiana in his fifth NBA season where he averaged 9.9 points per game and 5.5 rebounds. Smith shot a career-high 42.4% from the three-point line, while also shooting for a career-high field-goal percentage of 59.2%. Smith heads into his first season with the Bulls after joining them in free agency during the off-season.
- ▶ Wiggins played a career-high 78 games for the Thunder in his third NBA season. He averaged 6.9 points and 2.4 rebounds in 15.7 minutes per game. Wiggins also featured prominently for the Thunder in the postseason, playing in all 10 of their play-off games last season. Wiggins averaged 6.2 points and 3.2 rebounds during the postseason for the Thunder.

TERPS IN THE NBA DRAFT

- ▶ Maryland has produced 62 all-time NBA Draft picks including 13 top 10 picks and 20 in the first round.
- ▶ Maryland has produced 67 all-time NBA draftees including 13 top-10 selections. Both John Lucas (1976) and Joe Smith (1995) were No. 1 picks.

FIRST-ROUND DRAFT PICKS

Player, Team	Year	Number
Gene Shue, Philadelphia	1954	3
Al Bunge, Philadelphia	1960	7
Tom McMillen, L.A. Lakers	1974	9
Len Elmore, Washington	1974	13
John Lucas, Houston	1976	1
Brad Davis, L.A. Lakers	1977	15
Buck Williams, New Jersey	1981	3
Albert King, New Jersey	1981	10
Len Bias, Boston	1986	2
Jerrold Mustaf, New York	1990	17
Walt Williams, Sacramento	1992	7
Joe Smith, Golden State	1995	1
Keith Booth, Chicago	1997	28
Steve Francis, Vancouver	1999	2
Chris Wilcox, L.A. Clippers	2002	8
Juan Dixon, Washington	2002	17
Greivis Vasquez, Memphis	2010	28
Alex Len, Phoenix	2013	5
Kevin Huerter, Atlanta	2018	19
Jalen Smith, Phoenix	2020	10

JAHMIR WAS FEARED

- ▶ **2023-24 Honors:** 2024 Portsmouth Invitational All-Tournament Team, NABC All-District 7 First Team, All-Big Ten First Team (Media), Associated Press All-Big Ten Second Team, All-Big Ten Second Team (Coaches), Big Ten Sportsmanship Award.
- ▶ Finished the year averaging 20.4 points per game which ranked third in the Big Ten and 29th nationally ... 2,626 career points were second-most among all active NCAA players ... Posted a career-best 652 points this year which ranks 12th all-time for a single-season at Maryland ... Just the fifth player in Maryland history to reach 1,000 points in two seasons and the third fastest to do so needing just 57 games.
- ▶ 20.4 points per game last year is tied for 11th in a single-season for program history, while his 18.0 point per game average over his two years is 5th-best all-time at Maryland for a career ... Became just the sixth player in the NCAA since 2006 to score 1,000 points at two different institutions ... Concluded his Maryland career with 1,205 points which is 37th all-time in program history.

GREAT SCOTT!!!

- ▶ Donta Scott averaged 11.2 points and 4.7 rebounds last season for the Terps en route to earning All-Big Ten Honorable Mention honors. He became one of just five players in program history to surpass 1,500 career points and 800 career rebounds.
- ▶ He finished his career ranked 14th all-time in scoring with 1,690 points and tied for eighth with 859 career rebounds. He holds the program's all-time records for games played (162), games started (146), and minutes played (4,770), while also ranking fourth in made three pointers (211).
- ▶ Scott was a 2023 All-Big Ten Honorable Mention selection and was twice on the Karl Malone Power Forward of the Year Watch List (2021-22, 2022-23).
- ▶ Following the season, he was selected to the 70th annual Portsmouth Invitational Tournament as one of 64 players to compete in the pre-Draft event.

ODDS & ENDS

- ▶ The 71-point win over Canisius was Maryland's second-largest margin of victory in program history. It was the largest victory since beating North Texas by a school-record 75 points on Dec. 23, 1998.
- ▶ Maryland's 108 points against Canisius were its most since scoring 111 against Farleigh Dickinson on Nov. 18, 2005. It was Maryland's 115th 100-point game and the third under head coach Kevin Willard.
- ▶ In allowing only 37 vs. Canisius, Maryland gave up its fewest points since beating American University of Puerto Rico, 82-32 on Nov. 26, 1998.
- ▶ In leading 59-14 at the half vs. Canisius, Maryland scored its most points in a first half since leading Clemson 59-56 on Jan. 2, 2001. Also, in leading by 45 points at halftime, Maryland had its largest halftime margin this century since leading Chicago State by 39 (62-23) at halftime on Dec. 27, 2000.
- ▶ The Terps also allowed just 14 first-half points vs. Canisius, their fewest since Dec. 30, 2014, when they held Michigan State to 14.
- ▶ Through Maryland's first five games, it had a +162 margin of victory. That is the Terps' largest margin of victory through their first five games since 1998-99 when they boasted a +209 margin of victory.
- ▶ For the first time since the 1980-81 season, Maryland had four different 20-point scorers in the first four games of a season. Derik Queen scored 22 in the season opener against Manhattan. Rodney Rice tallied a career-high 28 against Mount St. Mary's in the second game, and Julian Reese scored 21 points in Monday's win over Florida A&M. Ja'Kobi Gillespie was the Terps' fourth different 20-point scorer, tallying 24 points against Marquette.
- ▶ Back in 1980-81, the four 20-point scorers who each led the Terps in scoring in the first four games were Buck Williams with 27 vs. Navy, Ernie Graham with 21 vs. American, Greg Manning Sr., with 29 vs. Wagner and Albert King (along with Manning) with 21 points vs. Syracuse.
- ▶ Against Florida A&M, Maryland opened the game with a 15-0 scoring run - its longest unanswered scoring run to start a game since Maryland scored the first 16 points against Cornell on Jan. 3, 2012.
- ▶ Against Villanova, Derik Queen became the first NCAA Division I freshman center to lead his team in points (22), rebounds (11), and assists (5) in a game since Chet Holmgren led Gonzaga in all three categories on Feb. 5, 2022. It was also the first time at Maryland that a freshman at any position led the team in all three stats since Melo Trimble on Feb. 19, 2015.
- ▶ The comeback win against Villanova, down 14 points in the first half, was the largest since trailing by 17 points at Minnesota (47-30) with 0:43

TERRAPIN TEAM NOTES (CONT.)

MARYLAND RADIO CREW

- ▶ Maryland Sports Radio Network play-by-play announcer Johnny Holliday is in his 46th season of broadcasting Maryland basketball this season. Holliday is the 8th longest-tenured broadcaster in the country for NCAA basketball and the second-longest serving play-by-play man in the Big Ten behind Indiana's Don Fischer.
- ▶ Holliday's partners on the call are Chris Knoche, who was the head coach at American (1990-97) in his 25th season as Maryland's color analyst, and Terrapin legend, Walt "The Wizard" Williams, who averaged 26.8 points as a senior in 1991-92 and went on to play 11 seasons in the NBA.
- ▶ Holliday has broadcast over 1,500 University of Maryland games during his Hall of Fame career, including 18 bowl games, 12 Sweet 16s, two Final Fours and Maryland's 2002 National Championship.
- ▶ Knoche played basketball at American University under HOF coach Gary Williams from 1979-81, and he later coached there from 1990-97 before joining the Maryland Sports Radio Network crew. He was inducted to the Washington Metro Basketball Hall of Fame on Sept. 29, 2024 alongside Terp great Adrian Branch.
- ▶ Williams set numerous Maryland records during his playing days from 1988 to 1992, including his incredible streak of seven consecutive 30-point games. He was selected with the seventh pick of the 1992 NBA Draft and would go on to play 11 seasons.

MARYLAND SPORTS RADIO NETWORK

Market	Stations
Baltimore, MD (Flagship)	WJZ FM 105.7 WJZ AM 1300
Washington, DC (Flagship)	The TEAM 980 AM
Hagerstown, MD	WARK 1490 AM WARK 98.9 FM
Cumberland, MD	WTBO AM 560 WTBO AM 1450
Salisbury, MD	WTGM AM 960
Lexington Park, MD	WPTX AM 1690 WPTX FM 100.7
Cambridge, MD	WCEM 1240 AM
Frederick, MD	930 AM

MARYLAND BASKETBALL RADIO SHOW

- ▶ The Maryland Basketball Radio Show, presented by Window Nation, returns to Ledo Pizza for the 2024-25 season. The show, hosted by legendary Voice of the Terps Johnny Holliday will have a new format this year featuring women's basketball head coach Brenda Frese, men's basketball head coach Kevin Willard, and Maryland Hall of Fame Head Coach Gary Williams headlining different shows throughout the season.
- ▶ The weekly radio show will broadcast all 14 shows from Ledo Pizza again this year. Each show will look ahead to upcoming games, break down those from the week prior, and feature current and former player guests. All shows will begin at 7:00 p.m. and will air on 105.7 FM The Fan in Baltimore and The Team 980 in Washington, D.C. They will also be available live on the One Maryland App and on-demand through the Hear The Turtle Podcast.

Day	Date	Head Coach	Time
Tuesday	October 29	Kevin Willard	7:00 PM
Tuesday	November 5	Brenda Frese	7:00 PM
Tuesday	November 12	Kevin Willard	7:00 PM
Tuesday	November 26	Brenda Frese	7:00 PM
Monday	December 2	Kevin Willard	7:00 PM
Monday	December 16	Kevin Willard	7:00 PM
Thursday	December 26	Kevin Willard	7:00 PM
Tuesday	January 7	Gary Williams	7:00 PM
Monday	January 27	Brenda Frese	7:00 PM
Monday	February 3	Brenda Frese	7:00 PM
Tuesday	February 11	Kevin Willard	7:00 PM
Tuesday	February 18	Gary Williams	7:00 PM
Monday	February 24	Kevin Willard	7:00 PM
Monday	March 3	Gary Williams	7:00 PM

ONE MARYLAND COLLECTIVE

- ▶ In September 2023, Maryland announced its partnership with Blueprint Sports, the industry leader in full-service Name, Image, and Likeness (NIL) collectives, to unveil the 'One Maryland Collective' – the official NIL collective supporting more than 550 student-athletes across all 20 sports at the University of Maryland. Until then, various collectives and other efforts had been underway to support NIL opportunities for Maryland student-athletes. The One Maryland Collective is the first collective to create a united and conscious effort to elevate the level of NIL opportunities in the market.
- ▶ Maryland Athletics has been a leader in the NIL space since its inception. Since NIL was instituted in 2021, our student-athletes have signed 1,522 NIL agreements covering all of our 20 programs, conducted hundreds of hours of community service, and engaged in meaningful opportunities to leverage their individual brands.
- ▶ The One Maryland Collective will be operated by Blueprint Sports, staffed by a dedicated full-time team to manage the daily operations of the collective, fundraising campaigns, corporate partnerships and more.

ODDS & ENDS

- ▶ Maryland led 51-28 at halftime against Bucknell. That marked the third game this year to score 50-or-more in the first half (Mount St. Mary's, Canisius).
- ▶ Maryland led Ohio State 50-17 at halftime. Its 50 points were the most in a Big Ten regular-season game in program history. The +33 first-half margin was Maryland's largest ever in a Big Ten game. It also tied the largest Big Ten lead in any conference game for any team since 1996-97. It tied Purdue's +33 margin (59-26) that Purdue boasted over Rutgers on Jan. 18, 2016.
- ▶ The loss at No. 8 Purdue featured 15 lead changes and 13 ties.
- ▶ Against Saint Francis, Maryland nailed 15 3-pointers, the second-most for a game in program history. Overall, Maryland shot 61.8% from the floor, including 57.7% from deep.
- ▶ Maryland's 111 points against Saint Francis were its most in a game in nearly 20 years, since the Terps beat Fairleigh Dickinson, 111-85 on Nov. 18, 2005.
- ▶ In defeating Saint Francis by 54 points, Maryland now has six wins this season by 30-or-more points, equaling the most in an entire season for the Terps since the 2002-03 season. Maryland achieved this feat in just 11 games. The last time Maryland won more than six games by 30 or more points in a season was in 1998-99, with nine wins by that margin.
- ▶ Maryland's 18-point win over No. 22 UCLA (79-61) was its largest win over a ranked team since defeating No. 5 Michigan State, 80-62, on Nov. 27, 2008 (under head coach Gary Williams).

2024-25 BIG TEN STANDINGS

Team	B1G	Pct.	Overall	Pct.	Streak	Last 10
Michigan State	8-0	1.000	17-2	.895	W12	10-0
Purdue	8-2	.800	16-5	.762	W1	8-2
Michigan	7-2	.778	15-5	.750	W1	7-3
Wisconsin	6-3	.667	16-4	.800	W1	8-2
Maryland	6-4	.600	16-5	.762	W3	7-3
Illinois	6-4	.600	14-6	.700	W1	7-3
Oregon	5-4	.556	16-4	.800	L1	7-3
UCLA	5-4	.556	14-6	.700	W3	5-5
Indiana	5-5	.500	14-7	.667	L2	6-4
USC	4-4	.500	12-7	.632	W1	7-3
Iowa	4-5	.444	13-7	.650	W1	6-4
Ohio State	3-5	.375	11-8	.579	W1	5-5
Northwestern	3-6	.333	12-8	.600	L1	5-5
Minnesota	3-6	.333	11-9	.550	W3	5-5
Rutgers	3-6	.333	10-10	.500	L2	4-6
Penn State	3-7	.300	13-8	.619	L2	4-6
Nebraska	2-7	.222	12-8	.600	L6	4-6
Washington	1-8	.111	10-10	.500	L6	3-7

BARRY P. GOSSETT BASKETBALL PERFORMANCE CENTER

Construction of the Barry P. Gossett Basketball Performance Center is fully underway having already achieved several milestones since the groundbreaking on June 22, 2023. The facility remains on schedule to be opened during Summer 2025.

The 44,000 square foot facility will feature a dedicated practice court, a centrally-located strength and conditioning facility, expanded locker rooms with cutting-edge technology, state-of-the-art athletic training areas with hydrotherapy, dedicated space for film study and game-planning, as well as large lounge areas and office space for both coaching staffs.

The facility will not only enhance the spaces for the basketball programs, but will also offer new spaces for other Maryland sports within the XFINITY Center. Currently used locker rooms, offices, and auxiliary spaces for the basketball teams will be redesigned and used for several Olympic Sports moving forward enhancing their programs.



NEW XFINITY CENTER HUNG VIDEOBOARD & SOUND SYSTEM

The XFINITY Center will have a number of new enhancements starting with the 2024-25 season. During the summer of 2024, a new state-of-the-art Daktronics videoboard replaced the previous version which was over a decade old.

The new four-sided centerhung unit measures 92 feet all the way around wide and 20 feet tall providing an immersive experience as well as four 'underbelly' screens for courtside patrons. The system provides nearly 72 percent more surface display size and removes all obstructed viewing angles.

The advanced board, with dimensions of 7,800 pixels wide by 1,470 pixels high, offers flexibility in presenting a continuous image wrapped around or segmented into various layouts. This versatility caters to the diverse range of shows and sports events hosted in the main arena,



elevating the overall entertainment experience. The new centerhung is most similar to displays at professional sports venues UBS Arena in New York, State Farm Arena in Atlanta, Toyota Center in Houston and FedEx Forum in Memphis.

Additionally, the sound system was fully replaced with a new L'Acoustics system which has been featured in professional arenas and high-end concert venues. It features 106 Line Array speakers and 48 18-foot subwoofers ensuring unparalleled audio quality.

This system replaces the original sound system for the facility, which has been in place since it opened in 2002. Tailored for basketball games, Olympic sports, and special events, the L'Acoustics sound system completes the XFINITY Center's commitment to delivering a premium and immersive entertainment experience.

THE MARYLAND CLUB

Maryland Athletics announced the Maryland Club will open for the 2024-25 Terrapin men's and women's basketball seasons overlooking Gary Williams Court at XFINITY Center.

The Maryland Club will be a showcase venue as part of the comprehensive partnership with global premium experiences company Legends. The Maryland Club is an all-inclusive premium club on basketball game days, providing an elevated bar, dining and social experience. With an unparalleled view of the main court, it will be the premier gathering place for Terp fans to enjoy drinks, food, and the best college basketball in the country. The Maryland Club will debut to the public on Monday, Nov. 4 as the Terrapin men's basketball team hosts Manhattan.



These projects continue Maryland Athletics' commitment to upgrades with its venues and facilities. Since June of 2021, the following enhancements have taken place under Damon Evans, the Barry P. Gossett Director of Athletics:

- Opening of Jones-Hill House, home of Maryland Football
- Construction of new state-of-the-art 1080p HDR videoboard and upgraded audio system at SECU Stadium
- Installation of new LED state-of-the-art lighting systems at SECU Stadium, Bob Turtle Smith Stadium and the Maryland Softball Stadium
- Construction of a new broadcast operation center inside XFINITY Center, handling all non-linear and in-venue entertainment
- Renovation and reopening of Gossett Hall, housing the Gossett Student-Athlete Center for Academic and Personal Excellence
- Opening of Maryland Field Hockey & Lacrosse Complex
- Addition of new videoboard at Field Hockey & Lacrosse Complex
- Breaking ground on the Barry P. Gossett Basketball Performance Center
- Resurfacing of the Kehoe Track & Field track
- Preparation for the ground breaking on new Baseball and Softball player development centers
- Partnership with Legends and construction of The Maryland Club at XFINITY Center

HEAD COACH KEVIN WILLARD

Pittsburgh '97 • 3rd Year at Maryland, 18th as Head Coach

Willard was named the new head coach of the Maryland men's basketball program by Damon Evans, Barry P. Gossett Director of Athletics on March 21, 2022.

Overall in his career, he has 308 victories after capturing his 300th at UCLA (69-60) during the 2023-24 campaign. He is the fifth active Big Ten coach to surpass 300 career victories. Entering the 2024-25 season, Willard holds a 308-240 overall record.

During his first two seasons, Willard has produced eight All-Big Ten selections which are the most for back-to-back years in nearly a decade.

In his first season at the helm, the 16-year veteran led the Terps to a 22-13 overall record, a NCAA Tournament Second Round appearance, and a national Top-25 ranking throughout the season. Willard became the first coach in program history to achieve 20 wins, a national ranking, and a berth to the NCAA Tournament in his first season. Additionally, he was also the first coach in Maryland history to start their tenure 8-0 and was the first coach in Big Ten history to win each of his first seven games by at least 15 points.

The 2022-23 campaign was also highlighted by five Top 25 wins including a 68-54 sellout win over No. 3 Purdue, a perfect 10-0 record in home Big Ten games, and a 16-1 mark at the XFINITY Center which saw three sellouts overall. The Terps finished the year ranked No. 32 in the NET (NCAA Evaluation Tool) after being as high as No. 6 and spent 11 weeks ranked or receiving votes in the Top 25 with a high of No. 13 in the AP Poll.

With a renewed focus on recruiting the DMV, Willard and his staff assembled a top-15 recruiting class leading into the 2023-24 season and has found success through the transfer portal in players like Jahmir Young, Patrick Emilien, and Don Carey who all played key roles in 2022-23.

Over the last six seasons, Willard has been one of the winningest coaches in terms of NET Quad 1 victories. His teams have combined for 32 Quad 1 wins in that span which ranks among the Top 20 for active coaches since 2018-19.

In his career as a head coach, his teams have 34 wins over Associated Press Top-25 teams including 20 wins over Top-15 teams, 16 wins over Top-10 teams, and seven wins over Top-5 teams.

Overall, teams under Willard have reached the NCAA Tournament seven times with nine 20-win seasons.

Before taking over in College Park, Willard returned Seton Hall to its status as one of the premier programs in the Big East during his tenure from 2010-22. He reached five NCAA Tournament appearances in the last six events that were played. He led the Pirates to the Big East Tournament Title in 2015-16 and the regular-season title in 2019-20. He was the 2016 Big East Coach of the Year and the 2020 USBWA District II Coach of the Year during those runs. Additionally, he was a three-time Peter A. Carlesimo Met Writers Coach of the Year (2016, 2017, 2019) and the 2019 NABC District 5 Coach of the year. He also has the most non-conference wins of any coach in the nation against Big Ten teams since 2014-15.

In addition to his coach of the year accolades, he was also named one of Forbes Top 10 NCAA Basketball Coaches for the Next 10 Years in 2017. His teams won the prestigious NABC Team Academic Excellence Award for five straight years (2016-20) and earned three NCAA Academic Progress Rate Public Recognition Awards.

In a six-year span from 2016-17 through 2021-22, he was one of 10 active head coaches in the Power 6 conferences to achieve a regular-season championship, a conference tournament championship, and a conference coach of the year honor. He also finished in the top-four in the Big East on six occasions. In 2018, he led the Pirates to their first victory in an NCAA Tournament since 2004.

Through his 12 seasons at Seton Hall, Willard produced a 225-161 overall record. He ranks second all-time in victories (225) in Seton Hall basketball history and has the most wins in conference play in program history (110). He is also the 11th all-time winningest coach in Big East history, dating to the conference's inception in 1979. The Pirates also had 82 combined wins between the Big East regular-season and postseason, second only to Villanova in the conference, since the 2015-16 season.

His teams at Seton Hall were ranked in the Top 25 in five of his last eight seasons with a high ranking of No. 8 in the 2019-20 season.

In 2020-21 the Pirates were ranked as high as No. 15 and spent eight weeks in the polls.

Willard's Seton Hall teams also posted an 11-5 record against Big Ten teams over his last eight seasons, which included wins over Maryland in 2018 and 2019. Willard's teams also won road games at Michigan, Iowa, Penn State and Rutgers and beat Indiana at home. Willard held the most non-conference wins over Big Ten teams of any coach since 2014-15.

In 2021-22, Willard led the Pirates to a 21-11 overall record and an 11-8 mark in conference play. That included wins over No. 4 Michigan and No. 7 Texas as part of six NET Quad 1 victories.

Willard coached the Big East Player of the Year in two of his last three years in Myles Powell (2020) and Sandro Mamukelashvili (2021). He mentored two Big East Most Improved Players of the Year in Powell (2018) and Romaro Gill (2020). He coached the Big East Tournament MVP, Isaiah Whitehead (2016); the Big East Defensive Player of the Year, Fuquan Edwin (2014) and Gill (2020); the Big East Rookie of the Year, Angel Delgado (2015) and the Big East Scholar-Athlete of the Year, Michael Nzei (2019) and Ike Obiagu (2021).

Whitehead, Delgado, Powell and Mamukelashvili all earned All-American honors and Consensus First-Team All-Big East honors, and all in the last seven years. All four went on to play in the NBA with Powell playing for the Philadelphia 76ers this season and Mamukelashvili playing for the Milwaukee Bucks.

Powell was Seton Hall's first Consensus First-Team All-American since 1953. This past season, Jared Rhoden was named to the All-Big East First Team marking the sixth time in seven years that Willard coached a first-team all-conference honoree. Overall, he mentored 15 All-Big East selections and three Big East All-Rookie Team honorees.

Making a huge emphasis on effort in the classroom, Willard's student-athletes combined for 72 BIG EAST All-Academic team selections, and the program boasted a perfect single-year academic progress rate in six of the nine NCAA reports since he served as head coach as well as perfect multi-year APR scores in 2016 and 2017. The NCAA has also recognized Seton Hall with NCAA APR Public Recognition awards for boasting an APR in the top 10 percent in the country three consecutive years from 2015-17. The National Association of Basketball Coaches (NABC) gave the program the Team Academic Excellence Award for five consecutive years from 2016-20 after finishing the academic year with a grade-point-average above 3.0.

Willard showed to be a strong evaluator and recruiter of talent, as he brought in a consensus top-15 national recruiting class in 2014, led by Whitehead, the program's first McDonald's All-American since 2001 and just the fifth all-time. His 2021-22 recruiting class was also rated in the top 25 by 247Sports.

The 2020-21 season marked Seton Hall and Willard's sixth consecutive top-four finish in the Big East Conference, one of the best basketball conferences in the country. Only Villanova also completed six straight top-four finishes in the same span.

Willard was named head coach of the Seton Hall men's basketball program on March 29, 2010. He became the 19th head coach in Seton Hall history joining the Pirates after three years serving as the head coach at Iona. In 2007, he had inherited a Gaels team that had won just two games the prior season. In his first year at the helm, the Gaels had a 10-win improvement, ranking as one of the top turnarounds in NCAA Div. I. Then in year three in 2009-10, Willard guided Iona to a 21-10 overall record, and he was named MAAC Coach of the Year.

Prior to the start of his career as a head coach, Willard was an assistant and associate head coach for six years at Louisville, where he was mentored by Naismith Basketball Hall of Famer Rick Pitino. Willard also credits his father, Ralph, as one of his coaching influences. Ralph Willard enjoyed a successful 19-year run as the head coach at Western Kentucky, Pittsburgh and Holy Cross, winning 336 games and advancing to six NCAA Tournaments.

At Louisville, Willard was responsible for assisting with the Cardinals' game preparations, scouting and preparing game plans. He also served as chief recruiting coordinator. During his tenure, Louisville was ranked in the Top 25 for five seasons and reached the

THE WILLARD FILE

Full Name	Kevin Willard
Date of Birth	April 6, 1975
Hometown	Huntington, N.Y.
Alma Mater	Pittsburgh '97
Family	Wife, Julie; Children: Colin, Chase
Playing Experience	Point Guard: Western Kentucky, Pittsburgh
Years in Coaching (College)	23



WILLARD'S EARLY MILESTONES

- ▶ First coach in program history to lead Maryland to NCAA Tournament in first year.
- ▶ First coach in Maryland history to post 20 wins during his inaugural season.
- ▶ First coach in program history to have Maryland ranked nationally during a coach's first season.
- ▶ First coach in Maryland history to start 8-0 in his first season.
- ▶ Willard is also the first coach in Big Ten history to win each of the first seven games of his tenure by at least 15 points.

postseason in each of his six years. The squad reached the NCAA Tournament on four occasions including a visit to the 2005 Final Four, the first time in 19 years that the Cardinals had advanced that deep into the postseason. In his six seasons at Louisville, the Cardinals posted a phenomenal 142-58 record averaging nearly 24 wins per season.

Prior to Louisville, Willard worked with Pitino as a coaching associate with the Boston Celtics for four years. His duties with the Celtics included game and practice preparation, scouting and assisting the coaching staff in all facets of basketball operations. He also provided advance scouting, videotape breakdowns and assisted with individual workouts prior to games.

A basketball lifer, Willard played point guard on the Division I level for four years; the last three coming at the University of Pittsburgh. He earned Big East All-Academic honors while appearing in 60 games for the Panthers. He spent his freshman season at Western Kentucky, where he played in the backcourt and sank over 40 percent of his three-point field goal attempts.

Willard hails from New York and was born in Huntington on Long Island, but played his high school basketball at Bowling Green High School (Ky.) while his father was the head coach at Western Kentucky. He earned second-team All-State honors as a senior and helped his team to a combined 76-15 record in his final three prep seasons.

Willard is married to the former Julie Wagner and they have two sons, Colin, who was born in August 2006 and Chase born in June 2008.

WILLARD VS. OPPONENTS / COACHING RECORD / CAREER HIGHLIGHTS

Opponent	Overall	Maryland	Seton Hall	Iona	Last Meeting
Alabama	1-1	0-1	1-0	---	2022-13
Albany	1-0	---	---	1-0	2009-10
Alcorn State	2-0	2-0	---	---	2024-25
Arkansas	0-2	---	0-2	---	2016-17
Auburn	1-0	---	1-0	---	2011-12
Baylor	0-1	---	---	0-1	2009-10
Bethune-Cookman	1-0	---	1-0	---	2021-22
Binghamton	1-0	1-0	---	---	2022-23
Boston University	1-1	---	---	1-1	2009-10
Bradley	1-0	---	1-0	---	2015-16
Bucknell	1-0	1-0	---	---	2024-25
Butler	10-10	---	10-10	---	2021-22
California	2-0	---	2-0	---	2021-22
Canisius	6-2	1-0	---	5-2	2024-25
Central Connecticut	1-0	---	1-0	---	2016-17
Cincinnati	0-3	---	0-3	---	2012-13
Clemson	0-1	---	0-1	---	2010-11
Columbia	1-0	---	1-0	---	2016-17
Connecticut	3-7	---	3-6	0-1	2021-22
Coppin State	2-0	2-0	---	---	2023-24
Cornell	1-0	---	1-0	---	2010-11
Creighton	11-9	---	10-9	1-0	2021-22
Dartmouth	1-0	---	1-0	---	2015-16
Davidson	0-1	0-1	---	---	2023-24
Dayton	1-1	---	1-1	---	2011-12
Delaware	2-0	---	1-0	1-0	2016-17
DePaul	15-7	---	15-7	---	2021-22
Eastern Washington	1-0	---	1-0	---	2013-14
Fairfield	3-3	---	---	3-3	2009-10
Fairleigh Dickinson	4-1	---	3-1	1-0	2021-22
Florida	0-1	---	0-1	---	2016-17
Florida A&M	2-0	1-0	1-0	---	2024-25
Florida State	0-1	---	---	0-1	2009-10
Gardner-Webb	1-0	---	1-0	---	2014-15
Georgetown	16-10	---	16-10	---	2021-22
Georgia	1-1	---	1-1	---	2015-16
George Washington	1-1	---	1-1	---	2015-16
Gonzaga	0-1	---	0-1	---	2015-16
Grand Canyon	1-0	---	1-0	---	2018-19
Hampton	2-0	---	---	2-0	2009-10
Hawaii	2-0	---	2-0	---	2018-19
Hofstra	1-1	---	---	1-1	2008-09
Illinois	3-1	3-1	---	---	2024-25
Illinois State	1-0	---	1-0	---	2014-15
Indiana	3-3	2-3	1-0	---	2024-25
Iona	1-0	---	1-0	---	2020-21
Iowa	3-1	2-1	1-0	---	2023-24
Iowa State	1-1	---	1-1	---	2019-20
Jackson State	0-1	---	---	0-1	2007-08
Kansas	0-1	---	0-1	---	2017-18
Kent State	1-0	---	1-0	---	2013-14
Kentucky	1-0	---	1-0	---	2018-19

Opponent	Overall	Maryland	Seton Hall	Iona	Last Meeting
Lafayette	1-0	---	1-0	---	2013-14
LIU-Brooklyn	4-0	---	2-0	2-0	2013-14
Longwood	3-0	---	3-0	---	2012-13
Long Beach State	0-1	---	0-1	---	2015-16
LSU	0-1	---	0-1	---	2012-13
Louisville	3-7	1-0	1-7	0-1	2022-23
Loyola Maryland	4-2	---	---	4-2	2009-10
Maine	2-0	---	2-0	---	2014-15
Manhattan	6-2	1-0	1-0	4-2	2024-25
Marist	3-4	---	---	3-4	2009-10
Marquette	12-15	0-1	12-14	---	2024-25
Maryland	2-0	---	2-0	---	2019-20
Massachusetts	1-1	---	1-1	---	2011-12
Mercer	2-1	---	2-1	---	2014-15
Miami	2-0	1-0	1-0	---	2022-23
Michigan	3-1	2-1	1-0	---	2023-24
Michigan State	1-3	1-2	0-1	---	2023-24
Minnesota	4-1	4-1	---	---	2024-25
Mississippi	1-0	---	1-0	---	2015-16
Monmouth	2-0	---	2-0	---	2017-18
Mount St. Mary's	3-0	3-0	1-0	---	2024-25
Nebraska	3-2	3-1	0-1	---	2024-25
Nevada	1-0	---	1-0	---	2014-15
New Hampshire	2-0	---	1-0	1-0	2018-19
Nicholls	1-0	1-0	---	---	2023-24
Niagara	5-4	1-0	1-0	3-4	2022-23
NJIT	5-0	---	5-0	---	2017-18
Norfolk State	2-0	---	1-0	1-0	2012-13
Northwestern	1-4	1-3	0-1	---	2024-25
North Carolina	0-1	---	---	0-1	2007-08
North Carolina A&T	1-0	---	1-0	---	2012-13
North Carolina State	1-0	---	1-0	---	2017-18
Notre Dame	0-3	---	0-3	---	2012-13
Nyack College	1-0	---	1-0	---	2021-22
Ohio State	2-4	2-2	0-1	0-1	2024-25
Oklahoma	0-1	---	0-1	---	2013-14
Old Dominion	0-1	---	---	0-1	2007-08
Oregon	0-3	0-1	0-2	---	2024-25
Penn State	3-2	2-2	1-0	---	2023-24
Pittsburgh	1-2	---	1-2	---	2012-13
Prairie View A&M	1-0	---	1-0	---	2019-20
Princeton	0-1	---	---	0-1	2007-08
Providence	13-11	---	12-11	1-0	2021-22
Purdue	1-3	1-3	---	---	2024-25
Quinnipiac	1-0	---	1-0	---	2016-17
Rhode Island	1-2	---	1-2	---	2020-21
Richmond	0-1	---	0-1	---	2010-11
Rider	3-4	1-0	---	2-4	2023-24
Robert Morris	0-2	---	---	0-2	2008-09
Rutgers	10-9	2-2	8-7	---	2023-24
Sacred Heart	1-0	---	1-0	---	2018-19

Opponent	Overall	Maryland	Seton Hall	Iona	Last Meeting
Saint Joseph's	1-0	---	1-0	---	2011-12
Saint Louis	2-1	1-0	1-1	---	2022-23
Saint Peter's	10-4	1-0	6-1	3-3	2022-23
Siena	0-6	---	---	0-6	2009-10
South Alabama	1-0	1-0	---	---	2023-24
South Carolina	1-0	---	1-0	---	2016-17
South Carolina State	0-1	---	---	0-1	2007-08
South Florida	5-2	---	5-1	0-1	2015-16
Southern Miss	1-1	---	1-0	0-1	2019-20
St. Francis Brooklyn	1-0	---	1-0	---	2011-12
St. Francis (PA)	3-0	1-0	---	2-0	2024-25
St. John's	14-8	---	14-8	---	2021-22
Stanford	0-1	---	0-1	---	2016-17
Stony Brook	3-0	---	3-0	---	2019-20
Syracuse	2-4	1-0	1-4	---	2024-25
TCU	0-1	---	0-1	---	2021-22
Temple	0-1	---	0-1	---	2010-11
Tennessee	0-1	0-1	---	---	2022-23
Texas	1-0	---	1-0	---	2021-22
Texas Tech	1-0	---	1-0	---	2017-18
Troy	1-0	---	1-0	---	2015-16
UAB	0-1	0-1	---	---	2023-24
UCLA	2-1	2-1	---	---	2023-24
UMBC	2-0	2-0	---	---	2023-24
UMES	1-0	1-0	---	---	2024-25
UMKC	1-0	---	1-0	---	2012-13
Valparaiso	1-0	---	---	1-0	2008-09
Vanderbilt	1-1	---	1-0	0-1	2017-18
VCU	2-0	---	2-0	---	2017-18
Villanova	7-20	1-1	6-19	---	2024-25
Virginia Tech	1-0	---	1-0	---	2013-14
Wagner	6-0	---	6-0	---	2021-22
Wake Forest	2-0	---	2-0	---	2012-13
Washington	0-2	0-1	0-1	---	2024-25
Western Carolina	1-0	1-0	---	---	2022-23
Western Michigan	1-1	---	---	1-1	2008-09
West Virginia	2-1	1-0	1-1	---	2022-23
Wichita State	1-1	---	1-1	---	2015-16
William & Mary	1-0	---	---	1-0	2009-10
Wisconsin	1-4	1-3	---	0-1	2023-24
Wofford	0-1	---	0-1	---	2018-19
Xavier	11-8	---	11-8	---	2021-22
Yale	2-0	---	2-0	---	2021-22

HEAD COACHING RECORD

Season	School	Overall	Pct.	Conf.	Pct.	Finish	Conf. Tournament	Postseason
2007-08	Iona	12-20	.375	8-10	.444	7th	MAAC First Round	---
2008-09	Iona	12-19	.387	7-11	.389	7th	MAAC First Round	---
2009-10	Iona	21-10	.677	12-6	.667	3rd !	MAAC Quarterfinals	---
2010-11	Seton Hall	13-18	.419	7-11	.389	12th	BIG EAST First Round	---
2011-12	Seton Hall	21-13	.618	8-10	.444	T-9th	BIG EAST Second Round	NIT Second Round
2012-13	Seton Hall	15-18	.455	3-15	.167	T-13th	BIG EAST Second Round	---
2013-14	Seton Hall	17-17	.500	6-12	.333	8th	BIG EAST Semifinals	---
2014-15	Seton Hall	16-15	.516	6-12	.333	T-7th	BIG EAST First Round	---
2015-16	Seton Hall	25-9	.735	12-6	.667	3rd#	BIG EAST Champions	NCAA First Round
2016-17	Seton Hall	21-12	.636	10-8	.556	T-3rd	BIG EAST Semifinals	NCAA First Round
2017-18	Seton Hall	22-12	.647	10-8	.556	T-3rd	BIG EAST Quarterfinals	NCAA Second Round
2018-19	Seton Hall	20-14	.588	9-9	.500	T-3rd	BIG EAST Final	NCAA First Round
2019-20	Seton Hall	20-9	.690	13-5	.722	T-1st	Canceled, COVID-19	Canceled, COVID-19
2020-21	Seton Hall	14-13	.519	10-9	.526	T-4th	BIG EAST Semifinals	---
2021-22	Seton Hall	21-11	.656	11-8	.579	T-5th	BIG EAST Quarterfinals	NCAA First Round
2022-23	Maryland	22-13	.629	11-9	.550	T-5th	Big Ten Quarterfinals	NCAA Second Round
2023-24	Maryland	16-17	.485	7-13	.350	12th	Big Ten Second Round	---
2024-25	Maryland	16-5	.762	6-4	.600			
	at Maryland	54-35	.607	24-26	.480			
	Total	324-245	.570	156-166	.482			

CAREER HIGHLIGHTS

- ▶ 6 NCAA Tournament Appearances (2016, 2017, 2018, 2019, 2020* (COVID), 2022, 2023)
- ▶ 2020 Big East Conference Regular-Season Championship
- ▶ 2016 Big East Conference Tournament Championship
- ▶ 2016 Big East Coach of the Year
- ▶ 2020 USBWA District II Coach of the Year
- ▶ 2016, 2017, 2019 Peter A. Carlesimo Met Writers Coach of the Year
- ▶ 2019 NABC District 5 Coach of the Year
- ▶ 2017 Forbes Top 10 NCAA Basketball Coaches For The Next 10 Years
- ▶ 12 Seasons of .500-or-better record
- ▶ 9 20-win seasons
- ▶ 7 Top-5 Big East finishes
- ▶ 7 seasons ranked in the AP Top 25
- ▶ 72 All-Big East Academic Team selections
- ▶ 15 All-Big East selections
- ▶ 6 All-Big East First-Team selections
- ▶ 4 Haggerty Metropolitan Players of the Year
- ▶ 2 Big East Players of the Year
- ▶ 2 Big East Defensive Players of the Year
- ▶ 2 Big East Most Improved Players of the Year
- ▶ 2 Big East Scholar-Athletes of the Year

2024-25 COACHING STAFF



DAVID COX
Associate Head Coach
William & Mary '95
Third Year at Maryland



GREG MANNING JR.
Assistant Coach
Loyola '08
Seventh Year at Maryland



KEVIN NORRIS
Assistant Coach
Miami '98
First Year at Maryland



CHARLIE BUTLER
Director of Basketball Operations
Seton Hall '15
Third Year at Maryland



CHRIS ROBINSON
Coordinator of Basketball Operations
Maryland '19
Ninth Year at Maryland



RICKY HARRIS
Director of Player Personnel
Massachusetts '10
Second Year at Maryland



BRENTON PETTY
Video Coordinator
Fordham '18
Sixth Year at Maryland



KYLE TARP
Director of Basketball Performance
UC Davis '06
15th Year at Maryland



MATT CHARVAT
Associate Head Athletic Trainer
Baldwin-Wallace '96
24th Year at Maryland



#0 JA'KOBI GILLESPIE

JUNIOR • GUARD • 6-1 / 180 • GREENEVILLE, TENN. (GREENEVILLE HS / BELMONT)
 MAJOR: SOCIOLOGY KOBIG / KOBIG JA-KOBE



SCAN FOR FULL BIO

2024-25 SEASON:

- Scored 18 points and had 4 assists in a close loss at No. 8 Purdue (12/8).
- Scored 23 points against Ohio State (12/4), going 7-11 from the FG range, along with 4 assists.
- Scored 12 points in win over Villanova (11/24) while adding 3 assists, 2 rebounds, and 2 steals.
- Tied for the team leading scorer with 24 points, highlighted by four three pointers, against #15 Marquette (11/15).

2023-24 SEASON (BELMONT):

- MVC All-Conference Second Team; MVC All-Defensive Team; MVC Most-Improved Team.
- In 2023-24 he saw his productivity jump from 9.6 points, 3.3 assists, and 2.1 rebounds to 17.2 points, 4.2 assists, and 3.8 rebounds
- As a sophomore, he posted 22 double-figure scoring games which included a career-high 26 points against Southern Illinois (2/14)
- Had seven games with 20-plus points
- He also ranked among the MVC's leaders in seven statistical categories including first in steals, fifth in scoring, and sixth in assists per game. He was one of just two players in the country to average over 17 points, 4.0 rebounds, and 2.2 steals per game

BEFORE COLLEGE:

- Letterwinner at Greeneville High School for head coach Brad Woolsey
- 2022 Tennessee 3A Mr. Basketball - first player from northeast Tennessee named Tennessee Mr. Basketball in 37-year history of award
- Two-time 5StarPreps.com Tennessee Player of the Year and two-time Tennessee Sports Writers Association All-State
- Tri-Cities.com, WJHL-TV Boys' Basketball Player of the Year
- 2,129 career points
- Averaged 27.3 points, 4.9 rebounds, 4.4 assists and 3.0 steals per game in leading to Greeneville to Tennessee 3A state championship - averaged 26.3 points per game in state tournament en route to Tournament Most Valuable Player honors
- Shot 64 percent from 2-point distance and 40 percent from 3-point distance as a senior
- Invited to play in TACA East/West All-Star Game
- Averaged 20.8 points, 4.1 rebounds and 2.4 steals per game as a junior
- Led Greeneville to Tennessee 2A state championship as sophomore
- Led Greeneville to 88-18 record over sophomore, junior and senior seasons
- Made SportsCenter Top 10 Plays for dunk vs. Knoxville Halls

PERSONAL:

- Heralded high school football player as wide receiver and return specialist; had scholarship offers from SEC and ACC programs
- Former teammates of BJ Edwards (Tennessee), Quante Berry (Providence), and Brandon Huntly-Hatfield (Louisville)
- Lists Chris Paul among favorite athletes
- Majoring in sociology

2024-25 GAME-BY-GAME

Opponent	Date	GS	MIN	Total		3-Pointers		Free throws		Rebounds				PF	A	TO	BLK	STL	PTS	AVG	
				FG-FGA	PCT	3FG-3FGA	PCT	FT-FTA	PCT	OFF	DEF	TOT	AVG								
Manhattan	11/04/2024	*	26:29	6-10	.600	1-4	.250	3-3	1.000	1	2	3	3.0	3	5	0	0	0	16	16.0	
Mount St. Mary's	11/08/2024	*	23:28	4-8	.500	3-4	.750	2-2	1.000	1	1	2	2.5	1	2	1	0	1	13	14.5	
Florida A&M	11/11/2024	*	22:04	5-11	.455	2-7	.286	0-0	.000	0	5	5	3.3	0	1	1	0	3	12	13.7	
Marquette	11/15/2024	*	35:51	10-17	.588	4-9	.444	0-0	.000	0	4	4	3.5	2	1	3	0	2	24	16.3	
Canisius	11/19/2024	*	15:53	3-6	.500	1-4	.250	3-3	1.000	0	3	3	3.4	0	6	0	0	2	10	15.0	
vs Villanova	11/24/2024	*	37:41	4-10	.400	1-5	.200	3-4	.750	0	2	2	3.2	3	3	3	0	2	12	14.5	
Bucknell	11/27/2024	*	22:50	3-7	.429	2-5	.400	0-0	.000	0	0	0	2.7	2	3	1	0	2	8	13.6	
Alcorn	12/01/2024	*	21:50	2-5	.400	1-2	.500	0-0	.000	0	0	0	2.4	3	3	1	0	1	5	12.5	
Ohio St.	12/04/2024	*	28:30	7-11	.636	4-8	.500	5-5	1.000	0	1	1	2.2	1	4	2	0	1	23	13.7	
at Purdue	12/08/2024	*	36:42	6-13	.462	4-7	.571	2-2	1.000	0	1	1	2.1	2	4	1	0	1	18	14.1	
Saint Francis	12/11/2024	*	25:35	4-9	.444	3-6	.500	0-0	.000	0	2	2	2.1	1	6	1	0	2	11	13.8	
vs Syracuse	12/21/2024	*	30:40	7-12	.583	3-5	.600	0-0	.000	0	5	5	2.3	2	11	0	0	3	17	14.1	
UMES	12/28/2024	*	35:05	3-7	.429	1-4	.250	2-2	1.000	2	0	2	2.3	1	9	2	0	2	9	13.7	
at Washington	01/02/2025	*	18:02	0-6	.000	0-2	.000	1-2	.500	0	0	0	2.1	5	2	3	0	0	1	12.8	
at Oregon	01/05/2025	*	28:29	6-14	.429	3-7	.429	1-2	.500	0	2	2	2.1	2	2	3	0	1	16	13.0	
UCLA	01/10/2025	*	34:30	7-13	.538	4-8	.500	9-9	1.000	1	1	2	2.1	3	4	4	1	4	27	13.9	
Minnesota	01/13/2025	*	34:48	6-12	.500	2-5	.400	1-2	.500	1	4	5	2.3	2	7	2	0	1	15	13.9	
at Northwestern	01/16/2025	*	39:31	5-15	.333	2-6	.333	2-2	1.000	0	2	2	2.3	1	4	2	0	3	14	13.9	
Nebraska	01/19/2025	*	36:28	8-15	.533	5-9	.556	1-2	.500	0	0	0	2.2	2	5	2	0	4	22	14.4	
at Illinois	01/23/2025	*	35:38	6-13	.462	1-4	.250	2-2	1.000	2	1	3	2.2	2	8	1	1	3	15	14.4	
at Indiana	01/26/2025	*	35:06	7-17	.412	4-10	.400	0-0	.000	2	1	3	2.2	2	9	3	1	1	18	14.6	
Totals			21	625:10	109-231	.472	51-121	.421	37-42	.881	10	37	47	2.2	40	99	36	3	39	306	14.6

Player Averages

Games Played	Minutes/game	Points/game	FG Pct	3FG Pct	FT Pct	Rebounds/game	Assists/game	Turnovers/game	Assist/Turnover ratio	Steals/game	Blocks/game
21	29.8	14.6	47.2	42.1	88.1	2.2	4.7	1.7	2.8	1.9	0.1

SEASON/CAREER HIGHS


	2024-25 SEASON	CAREER HIGHS
POINTS	27 vs. #22 UCLA (1/10/25)	27 vs. #22 UCLA (1/10/25)
REBOUNDS	5, 3x, last vs. Minnesota (1/13/25)	8, 2x, last vs. Murray State (2/7/24)
FG MADE	10 vs. Marquette (11/15/24)	11 vs. Southern Illinois (2/14/24)
FG ATT.	17 vs. Marquette (11/15/24)	19 at Drake (2/21/24)
3 FG MADE	5 vs. Nebraska (1/19/25)	5 vs. Nebraska (1/19/25)
3 FG ATT.	10 at Indiana (1/26/25)	10 at Indiana (1/26/25)
FT MADE	9 vs. #22 UCLA (1/10/25)	9 vs. #22 UCLA (1/10/25)
FT ATT.	9 vs. #22 UCLA (1/10/25)	9 vs. #22 UCLA (1/10/25)
ASSISTS	11 vs. Syracuse (12/21/24)	11 vs. Syracuse (12/21/24)
BLOCKS	1, 3x, last at Indiana (1/26/25)	2, 2x, last at Penn (11/25/23)
STEALS	4, 2x, last vs. Nebraska (1/19/25)	7 vs. Berry (11/14/23)
MINUTES	39 at Northwestern (1/16/25)	39, 2x, last at Northwestern (1/16/25)

MISCELLANEOUS STATS

Category	Season	Career	Last Time
Double-Figure Scoring	17	57	18 at Indiana (1/26/25)
20-plus Points	4	12	22 vs. Nebraska (1/19/25)
5-plus Rebounds	3	13	5 vs. Minnesota (1/13/25)
5-plus Assists	9	29	9 at Indiana (1/26/25)
3-plus Steals	5	20	3 at #17 Illinois (1/23/25)
Double-Doubles	1	1	17 pts, 11 ast vs. Syracuse (12/21/24)

CAREER STATS

				Field Goals		3-Point		F-Throws		Rebounds									Scoring	
SEASON	TEAM	GP-GS	MIN/AVG	FG-FGA	FG%	3FG-3FGA	3FG%	FT-FTA	FT%	OFF	DEF	TOT	AVG	PF-FO	A	TO	BLK	STL	PTS	AVG
2022-23	BEL	32-8	710/22.2	118-260	.454	23-78	.295	47-66	.712	8	59	67	2.1	67-0	106	58	11	49	306	9.6
2023-24	BEL	25-24	785/31.4	165-294	.561	41-106	.387	59-71	.831	12	83	95	3.8	57-0	106	61	8	55	430	17.2
2024-25	MD	21-21	625/29.8	109-231	.472	51-121	.421	37-42	.881	10	37	47	2.2	40-1	99	36	3	39	306	14.6
TOTAL FOR MD		21-21	625/29.8	109-231	.472	51-121	.421	37-42	.881	10	37	47	2.2	40-1	99	36	3	39	306	14.6
TOTAL		78-53	2120/27.2	392-785	.499	115-305	.377	143-179	.799	30	179	209	2.7	164-1	311	155	22	143	1042	13.4



#1 RODNEY RICE

SOPHOMORE • GUARD • 6-4 / 195 • CLINTON, MD. (DEMATHA CATHOLIC / VIRGINIA TECH)
MAJOR: LETTERS & SCIENCES

IG @RODNEYJRICE / TW @RODNEYRICE__



SCAN FOR FULL BIO

2024-25 SEASON:

- Had 13 points, 3 rebounds, 1 assist, and 1 steal at No. 8 Purdue (12/8).
- Put up 16 points, 3 assists, and 2 rebounds in a win over Villanova (11/24).
- Posted a career-high 28 points against Mount St. Mary's (11/8) - had 26 points in the first half.
- Made his Maryland debut against Manhattan where he dropped 12 points and one steal (11/4).

2023-24 SEASON:

- Did not compete at Virginia Tech during the year; earned a redshirt.

2022-23 SEASON (VIRGINIA TECH):

- Battled through an injury-riddled season to compete in eight games
- Dropped in a season-high 17 points vs. NC State in the second round of the ACC tournament; connected on 5 of 7 from long range in that game
- Scored double figures three times
- Averaged 20.1 minutes per game, logging a season-high 29 at Syracuse in his Tech debut
- Made multiple 3-pointers in three games

BEFORE COLLEGE:

- Three-year letterwinner at DeMatha where he played one season under the direction of former Virginia Tech associate head coach/Maryland assistant coach Mike Jones
- All-Met First Team selection in 2021-22 after leading the Stags in scoring
- Averaged 18.5 points per game across a three-year career at DeMatha
- Rated the 63rd-best prospect in the 2022 class on 247Sports
- Tabbed the third-best player in the state of Maryland and the 10th-best combo guard nationally, according to 247Sports
- Four-star recruit ranked 45th overall, third in Maryland and eighth at his position by ESPN

PERSONAL:

- Born in Takoma, Maryland
- Son of Rodney and Olga Rice
- Siblings include Jasmine and Jenai
- Dad played at Richmond and led the Spiders to the Sweet 16 of the 1988 NCAA Tournament
- Career objective is to play in the NBA or become a sports agent

2024-25 GAME-BY-GAME

Opponent	Date	GS	MIN	Total		3-Pointers		Free throws		Rebounds		PF	A	TO	BLK	STL	PTS	AVG				
				FG-FGA	PCT	3FG-3FGA	PCT	FT-FTA	PCT	OFF	DEF								TOT	AVG		
Manhattan	11/04/2024		23:57	4-9	.444	2-5	.400	2-3	.667	0	1	1	1	0	1	1	12	12.0				
Mount St. Mary's	11/08/2024		19:56	10-14	.714	3-5	.600	5-5	1.000	3	2	5	3	0	2	2	28	20.0				
Florida A&M	11/11/2024		15:26	4-9	.444	2-7	.286	0-2	.000	0	1	1	2	3	1	0	0	10	16.7			
Marquette	11/15/2024		31:56	2-6	.333	2-4	.500	0-0	.000	0	1	1	2	0	1	2	0	6	14.0			
Canisius	11/19/2024	*	24:33	4-9	.444	3-6	.500	2-2	1.000	2	2	4	2	4	0	3	2	0	1	13	13.8	
vs Villanova	11/24/2024	*	34:17	4-13	.308	3-8	.375	5-5	1.000	1	1	2	2	3	0	3	2	0	0	16	14.2	
Bucknell	11/27/2024	*	20:22	1-6	.167	1-6	.167	1-2	.500	0	0	0	0	2	0	2	3	1	0	0	4	12.7
Alcorn	12/01/2024	*	14:41	5-8	.625	2-4	.500	0-0	.000	0	3	3	2	1	4	5	1	0	1	12	12.6	
Ohio St.	12/04/2024	*	26:45	3-9	.333	0-6	.000	3-3	1.000	1	2	3	2	2	0	1	0	0	0	9	12.2	
at Purdue	12/08/2024	*	32:53	5-12	.417	3-7	.429	0-0	.000	1	2	3	3	2	2	1	3	0	1	13	12.3	
Saint Francis	12/17/2024	*	25:16	6-11	.545	3-6	.500	1-1	1.000	1	2	3	2	4	1	2	0	0	0	16	12.6	
vs Syracuse	12/21/2024	*	30:46	4-11	.364	1-7	.143	0-0	.000	0	2	2	2	3	0	3	1	0	1	9	12.3	
UMES	12/28/2024	*	30:29	2-8	.250	1-3	.333	0-0	.000	0	1	1	2	2	1	2	1	0	2	5	11.8	
at Washington	01/02/2025	*	31:47	5-11	.455	0-4	.000	0-0	.000	1	4	5	2	4	2	2	1	0	1	10	11.6	
at Oregon	01/05/2025	*	30:35	5-8	.625	3-5	.600	6-6	1.000	2	1	3	2	5	2	4	1	0	0	19	12.1	
UCLA	01/10/2025	*	28:40	2-5	.400	1-3	.333	0-0	.000	1	1	2	2	4	2	2	0	0	1	5	11.7	
Minnesota	01/13/2025	*	35:50	5-10	.500	2-7	.286	9-10	.900	1	1	2	4	2	2	1	0	0	0	21	12.2	
at Northwestern	01/16/2025	*	28:27	3-9	.333	2-5	.400	2-2	1.000	1	1	2	4	5	1	2	0	0	0	10	12.1	
Nebraska	01/19/2025	*	32:16	5-10	.500	2-7	.286	3-4	.750	1	1	2	4	1	2	2	1	1	1	15	12.3	
at Illinois	01/23/2025	*	35:29	3-10	.300	1-4	.250	1-2	.500	0	3	3	4	3	1	1	0	1	0	8	12.1	
at Indiana	01/26/2025	*	38:04	8-13	.615	5-7	.714	2-3	.667	0	1	1	2	3	2	0	2	0	1	23	12.6	
Totals			17	592:26	90-201	.448	42-116	.362	42-50	.840	16	33	49	23	36	41	23	1	16	264	12.6	

Player Averages

Games Played	Minutes/game	Points/game	FG Pct	3FG Pct	FT Pct	Rebounds/game	Assists/game	Turnovers/game	Assist/Turnover ratio	Steals/game	Blocks/game
21	28.2	12.6	44.8	36.2	84.0	2.3	2.0	1.1	1.8	0.8	0.0

SEASON/CAREER HIGHS


	2024-25 SEASON	CAREER HIGHS
POINTS	28 vs. Mount St. Mary's (11/8/24)	vs. Mount St. Mary's (11/8/24)
REBOUNDS	5, 2x, last at Washington (1/2/25)	6 at Cincinnati (03/15/23)
FG MADE	10 vs. Mount St. Mary's (11/8/24)	10 vs. Mount St. Mary's (11/8/24)
FG ATT.	14 vs. Mount St. Mary's (11/8/24)	14 vs. Mount St. Mary's (11/8/24)
3 FG MADE	5 at Indiana (1/26/25)	5, 2x, last at Indiana (1/26/25)
3 FG ATT.	8 vs. Villanova (11/24/24)	8 vs. Villanova (11/24/24)
FT MADE	9 vs. Minnesota (1/13/25)	9 vs. Minnesota (1/13/25)
FT ATT.	10 vs. Minnesota (1/13/25)	10 vs. Minnesota (1/13/25)
ASSISTS	5 vs. Alcorn State (12/1/24)	5 vs. Alcorn State (12/1/24)
BLOCKS	1 vs. Nebraska (1/19/25)	1, 3x, last vs. Nebraska (1/19/25)
STEALS	2, 2x, last vs. UMES (12/28/24)	3 at Syracuse (01/11/23)
MINUTES	38 at Indiana (1/26/25)	38 at Indiana (1/26/25)

MISCELLANEOUS STATS

Category	Season	Career	Last Time
DOUBLE FIGURE SCORING	14	17	23 at Indiana (1/26/25)
20-PLUS POINTS	3	3	23 at Indiana (1/26/25)
5-PLUS REBOUNDS	2	4	5 at Washington (1/2/25)
5-PLUS ASSISTS	1	1	5 vs. Alcorn State (12/1/24)
3-PLUS STEALS	-	1	3 at Syracuse (01/11/23)
DOUBLE-DOUBLE	-	-	-

CAREER STATS

				Field Goals		3-Point		F-Throws		Rebounds				Scoring						
SEASON	TEAM	GP-GS	MIN/AVG	FG-FGA	FG%	3FG-3FGA	3FG%	FT-FTA	FT%	OFF	DEF	TOT	AVG	PF-FO	A	TO	BLK	STL	PTS	AVG
2022-23	VT	8-0	161/20.1	18-56	.321	13-39	.333	10-12	.833	1	25	26	3.3	7-0	7	6	2	6	59	7.4
2024-25	MD	21-17	592/28.2	90-201	.448	42-116	.362	42-50	.840	16	33	49	2.3	36-1	41	23	1	16	264	12.6
TOTAL FOR MD		21-17	592/28.2	90-201	.448	42-116	.362	42-50	.840	16	33	49	2.3	36-1	41	23	1	16	264	12.6
TOTAL		29-17	753/26.0	108-257	.420	55-155	.355	52-62	.839	17	58	75	2.6	43-1	48	29	3	22	323	11.1



#2 JAHARI LONG

5TH YEAR • GUARD • 6-5 / 200 • HOUSTON, TX (EPISCOPAL/SETON HALL)
MAJOR: ECONOMICS

IG JB00QI / TW JAHARI2_

JK JAH-HAR-EE



SCAN FOR FULL BIO

2023-24 GAME-BY-GAME

Opponent	Date	GS	MIN	Total	3-Pointers	Free throws	Rebounds	PF	A	TO	BLK	STL	PTS	AVG
FG-FGA	PCT	3FG-3FGA	PCT	FT-FTA	PCT	OFF	DEF	TOT	AVG					
Mount St. Mary's vs Davidson	11/07/2023	15:13	2-5	.400	1-3	.333	0-0	0-0	0-0	1	0	1	0	2
vs UAB	11/10/2023	28:56	1-4	.250	0-1	.000	3-3	1.000	1	0	1	0.5	2	1
at Villanova	11/12/2023	16:36	2-6	.333	1-5	.200	0-0	.000	0	2	2	1.0	2	1
UMBC	11/17/2023	18:43	1-2	.500	0-1	.000	2-2	1.000	1	0	1	1.0	3	3
South Alabama	11/21/2023	16:47	1-2	.500	0-1	.000	2-2	1.000	0	1	1	1.0	1	0
Rider	11/25/2023	19:10	0-2	.000	0-2	.000	0-0	.000	0	1	1	1.0	1	0
at Indiana	11/28/2023	11:35	3-6	.500	0-2	.000	1-3	.333	1	0	1	1.0	2	3
Penn St.	12/01/2023	18:51	4-5	.800	0-1	.000	0-1	.000	0	2	2	1.1	0	0
Alcorn	12/06/2023	10:02	1-4	.250	1-3	.333	1-2	.500	0	0	0	1.0	2	1
Nicholls	12/12/2023	23:44	3-5	.600	2-4	.500	0-0	.000	1	3	4	1.3	2	4
at UCLA	12/19/2023	23:30	2-7	.286	2-4	.500	2-2	1.000	0	4	4	1.5	2	3
Coppin St.	12/22/2023	17:51	0-3	.000	0-3	.000	0-0	.000	1	2	3	1.7	3	0
Purdue	12/28/2023	* 29:43	6-8	.750	2-3	.667	1-1	1.000	1	2	3	1.8	2	4
at Illinois	01/02/2024	23:00	1-4	.250	0-1	.000	0-0	.000	0	1	1	1.7	3	2
at Northwestern	01/04/2024	03:00	0-0	.000	0-0	.000	0-0	.000	0	0	0	1.6	0	1
Michigan St.	01/17/2024	16:54	0-2	.000	0-1	.000	0-2	.000	0	1	1	1.6	2	3
at Iowa	01/21/2024	20:25	3-6	.500	3-4	.750	0-0	.000	0	1	1	1.5	2	0
Nebraska	01/24/2024	24:47	2-4	.500	2-2	1.000	0-0	.000	0	0	0	1.4	1	3
at Michigan St.	01/27/2024	18:28	4-5	.800	3-4	.750	0-0	.000	0	1	1	1.4	3	1
Rutgers	02/03/2024	30:18	0-2	.000	0-2	.000	2-2	1.000	0	0	0	1.4	0	2
at Ohio St.	02/06/2024	17:50	0-4	.000	0-3	.000	2-2	1.000	0	0	0	1.3	1	1
Iowa	02/10/2024	28:25	2-4	.500	0-0	.000	2-2	1.000	0	0	0	1.2	4	0
Illinois	02/14/2024	* 11:57	0-0	.000	0-0	.000	0-0	.000	0	0	0	1.2	1	2
at Wisconsin	02/17/2024	12:25	2-6	.333	1-3	.333	0-1	.000	0	0	0	1.1	4	0
at Rutgers	02/20/2024	11:16	0-0	.000	0-0	.000	2-2	1.000	0	0	0	1.1	4	2
Northwestern	02/25/2024	07:44	0-1	.000	0-1	.000	0-0	.000	1	0	1	1.1	0	1
Indiana	02/28/2024	13:04	0-2	.000	0-1	.000	0-0	.000	1	0	1	1.1	3	0
at Penn St.	03/03/2024	* 28:18	4-6	.667	2-3	.667	2-2	1.000	0	1	1	1.1	3	1
vs Rutgers	03/10/2024	22:49	2-4	.500	1-2	.500	2-2	1.000	0	3	3	1.1	0	2
Totals	03/13/2024	12:50	1-4	.250	1-2	.500	0-0	.000	2	0	2	1.2	3	0
			3	554:12	47-113	.416	22-62	.355	24-31	.774	10	25	35	1.2
												57	42	28
												5	18	140
												4.7		

Player Averages

Games Played	Minutes/game	Points/game	FG Pct	3FG Pct	FT Pct	Rebounds/game	Assists/game	Turnovers/game	Assist/Turnover ratio	Steals/game	Blocks/game
30	18.5	4.7	41.6	35.5	77.4	1.2	1.4	0.9	1.5	0.6	0.2

SEASON/CAREER HIGHS

	2023-24 SEASON	CAREER HIGHS
POINTS	15 vs. Coppin St. (12/28/23)	15 vs. Coppin St. (12/28/23)
REBOUNDS	4, 2x, last vs. Nicholls (12/19/23)	4, 4x, last vs. Nicholls (12/19/23)
FG MADE	6 vs. Coppin St. (12/28/23)	6 vs. Coppin St. (12/28/23)
FG ATT.	8 vs. Coppin St. (12/28/23)	8 vs. Coppin St. (12/28/23)
3 FG MADE	3, 2x, last vs. Nebraska (1/27/24)	3 vs. Michigan State (1/21/24)
3 FG ATT.	5 vs. UAB (11/12/23)	5 vs. UAB (11/12/23)
FT MADE	3 vs. Davidson (11/10/23)	4 at DePaul (1/9/21)
FT ATT.	3, 2x, last vs. Rider (11/28/23)	4, 2x, last vs. Saint Louis (11/19/22)
ASSISTS	4, 2x, last vs. Coppin St. (12/28/23)	6 vs. Fairleigh Dickinson (11/10/21)
BLOCKS	1, 4x, last at Penn State (3/10/24)	1, 5x, last at Penn State (3/10/24)
STEALS	3, 2x, last vs. Alcorn State (12/12/23)	3, 2x, last vs. Alcorn State (12/12/23)
MINUTES	30, 2x, last at Michigan St. (2/3/24)	30, 2x, last at Michigan St. (2/3/24)

MISCELLANEOUS STATS

Category	Season	Career	Last Time
Double-Figure Scoring	3	3	12 vs. Indiana (3/3/24)
20-plus Points	-	-	-
10-plus Rebounds	-	-	-
5-plus Rebounds	-	-	-
5-plus Assists	1	6 vs. Fairleigh Dickinson (11/10/21)	
3-plus Steals	2	3 vs. Alcorn State (12/12/23)	
Double-Doubles	-	-	-

2024-25 SEASON:

- Out for the start of the season due to knee injury suffered in the 2024 Big Ten Tournament.

2023-24 SEASON:

- Played in 30 games with three starts averaging 4.7 points, 1.2 rebounds, and 1.4 steals per game
- Third on the team in assists (42) ... Also had 18 steals and five blocks
- Averaged 18.4 minutes per game and shot .416 from the floor including .355 from three-point range
- Suffered a knee injury in the Big Ten First Round game against Rutgers; missed the second round game against Wisconsin ... Underwent surgery and rehab during the offseason and summer.
- Got the start on senior day, finishing with 12 points, two three-pointers, and a steal against Indiana (3/3).
- Scored 11 points off the bench while tying career-high with three from beyond the arc against Nebraska. (1/27).
- Knocked down a career-high three three-pointers off the bench against Michigan State (1/21).
- Scored in double figures for the first time in career with 15 points adding four assists, three rebounds, and two steals against Coppin State (12/28).
- Came off the bench to score eight points while pulling down two rebounds and dishing out two assists against Indiana (12/1).
- Scored seven points and had three assists against Rider (11/28).

2022-23 SEASON:

- Reserve point guard who averaged 2.1 points and 0.7 rebounds per game.
- Averaged 9.9 minutes in 35 games played.
- Had 38 assists to just 18 turnovers while adding nine steals.
- Shot .400 from deep hitting 10-of-25 for the year.
- Tallied six points at Nebraska (2/19) bolstered by a 4-of-5 effort at the free throw line.
- In road win at Minnesota (2/4), had five points, four rebounds and four assists.
- Notched five points in home win over Nebraska (1/28).
- Scored seven points at Iowa (1/15).
- Scored a season-high nine points at Michigan (1/1)
- Scored eight points going perfect from the floor (2-of-2 FG, 1-1 3FG, 3-3 FT) against Saint Peter's (12/22)
- Scored six points while recording four assists in a victory over Saint Louis (11/19).
- Matched his career high with five points in a pair of wins over Niagara (11/7) and Western Carolina (11/10).

NOTABLES:

- Attended Episcopal High School for four years, playing under head coach Wayan Jones
- Named All-Private School by the Houston Chronicle, Dallas Morning News and VYPE
- Was a two-time finalist for the Guy V. Lewis Award, given to the top high school player in the city of Houston
- Three-time All-Southwest Preparatory Conference selection
- Helped lead Bellaire to a District championship in 2020.
- Full name is Jahari Akil Long
- Son of Marchanel Wilson and Jamaal Long
- Has four siblings
- Member of the Rytes Warriors, Gooz Elite and Texas Showcase summer and AAU club

CAREER STATS

				Field Goals		3-Point		F-Throws		Rebounds									Scoring	
SEASON	TEAM	GP-GS	MIN/AVG	FG-FGA	FG%	3FG-3FGA	3FG%	FT-FTA	FT%	OFF	DEF	TOT	AVG	PF-FO	A	TO	BLK	STL	PTS	AVG
2020-21	SHU	19-0	129/6.8	6-19	.316	2-8	.250	5-5	1.000	1	10	11	0.6	5-0	6	13	0	2	19	1.0
2021-22	SHU	5-2	62/12.5	1-7	.143	1-5	.200	1-3	.333	2	3	5	1.0	5-0	11	5	0	2	4	0.8
2022-23	MD	35-0	345/9.9	26-64	.406	10-25	.400	13-21	.619	7	18	25	0.7	36-0	38	18	1	9	75	2.1
2023-24	MD	30-3	554/18.5	47-113	.416	22-62	.355	24-31	.774	10	25	35	1.2	57-0	42	28	5	18	140	4.7
TOTAL FOR MD		65-3	900/13.8	73-177	.412	32-87	.368	37-52	.712	17	43	60	0.9	93-0	80	46	6	27	215	3.3
TOTAL		89-5	1091/12.3	80-203	.394	35-100	.350	43-60	.717	20	56	76	0.9	103-0	97	64	6	31	238	2.7



#4 BRADEN PIERCE

R-FRESHMAN • CENTER • 7-0 / 230 • WOODSTOCK, GA (IMG ACADEMY)
MAJOR: LETTERS & SCIENCES BRADENPIERCEE / BRADENPIERCE24



SCAN FOR FULL BIO

2024-25 SEASON:

- Injured (eye) prior to the Alcorn State game and will miss the remainder of the season.
- Contributed 4 points and 2 rebounds in a win over Bucknell (11/27).
- Set his career-highs in points (6), rebounds (5), and steals (1) against Canisius (11/19).
- Scored his first career points and picked up an assist against Florida A&M (11/11).
- Made his debut against Manhattan contributing blocking a shot and pulled down three rebounds off the bench (11/4).

2023-24 SEASON:

- Redshirted the 2023-24 season.

BEFORE COLLEGE:

- Was chosen to play in the prestigious 50th Annual Hoop Culture Capital Classic in April 2023
- Played the 2022-23 season at IMG Academy as part of their post-graduate national team
- Averaged a double-double along with four blocks per game
- A three-star prospect by 247sports.com as well as On3.com
- Played at River Ridge High School as well as on the AAU circuit with the Atlanta Xpress before taking his postgraduate year at IMG Academy
- Was a First Team All-Region selection as well as Second Team All-State honoree after averaging 15 points, 12 rebounds and six blocks.
- Played baseball as well
- In addition to Maryland, was also recruited by Missouri, Vanderbilt, Pitt, N.C. State, and Rutgers

PERSONAL:

- Son of Ashleigh and Brit
- Has one sister, Ansley
- Major is undecided

2023-24 GAME-BY-GAME

Opponent	Date	GS	MIN	Total		3-Pointers		Free throws		Rebounds				PF				TO			
				FG	FGA	PCT	3FG	3FGA	PCT	FT	FTA	PCT	OFF	DEF	TOT	AVG	PF	A	TO	BLK	STL
Manhattan	11/04/2024		05:23	0-0	.000	0-0	.000	0-0	.000	1	2	3	3.0	2	1	0	1	0	0	0	0
Mount St. Mary's	11/08/2024		04:45	0-1	.000	0-0	.000	0-0	.000	1	1	2	2.5	0	0	0	0	0	0	0	0
Florida A&M	11/11/2024		05:54	1-2	.500	0-0	.000	0-0	.000	0	0	0	1.7	4	1	0	0	0	0	0	2.7
Canisius	11/19/2024		13:09	2-3	.667	0-0	.000	2-4	.500	2	3	5	2.5	1	1	1	1	1	1	6	2.0
Bucknell	11/27/2024		06:47	2-3	.667	0-1	.000	0-0	.000	0	2	2	2.4	2	0	0	0	0	0	4	2.4
Totals		0	35:58	5-9	.556	0-1	.000	2-4	.500	4	8	12	2.4	9	3	1	2	1	12	2.4	

Player Averages

Games Played	Minutes/game	Points/game	FG Pct	3FG Pct	FT Pct	Rebounds/game	Assists/game	Turnovers/game	Assist/Turnover ratio	Steals/game	Blocks/game
5	7.2	2.4	55.6	0.0	50.0	2.4	0.6	0.2	3.0	0.2	0.4

SEASON/CAREER HIGHS

	2024-25 SEASON	CAREER HIGHS
POINTS	6 vs. Canisius (11/19/24)	Same
REBOUNDS	5 vs. Canisius (11/19/24)	Same
FG MADE	2, 2x, last vs. Bucknell (11/27/24)	Same
FG ATT.	3, 2x, last vs. Bucknell (11/27/24)	Same
3 FG MADE	-	-
3 FG ATT.	1 vs. Bucknell (11/27/24)	Same
FT MADE	2 vs. Canisius (11/19/24)	Same
FT ATT.	4 vs. Canisius (11/19/24)	Same
ASSISTS	1, 3x, last vs. Canisius (11/19/24)	Same
BLOCKS	1, 2x, last vs. Canisius (11/19/24)	Same
STEALS	1 vs. Canisius (11/19/24)	Same
MINUTES	13 vs. Canisius (11/19/24)	Same

MISCELLANEOUS STATS

Category	Season	Career	Last Time
Double-Figure Scoring	-	-	-
20-plus Points	-	-	-
10-plus Rebounds	-	-	-
5-plus Assists	-	-	-
5-plus Steals	-	-	-
Double-Doubles	-	-	-

CAREER STATS

				Field Goals		3-Point		F-Throws		Rebounds									Scoring	
SEASON	TEAM	GP-GS	MIN/AVG	FG-FGA	FG%	3FG-3FGA	3FG%	FT-FTA	FT%	OFF	DEF	TOT	AVG	PF-FO	A	TO	BLK	STL	PTS	AVG
2024-25	MD	5-0	36/7.2	5-9	.556	0-1	.000	2-4	.500	4	8	12	2.4	9-0	3	1	2	1	12	2.4
TOTAL		5-0	36/7.2	5-9	.556	0-1	.000	2-4	.500	4	8	12	2.4	9-0	3	1	2	1	12	2.4



#5 DeSHAWN HARRIS-SMITH

SOPHOMORE • GUARD • 6-5 / 215 • WOODBRIDGE, VA (PAUL VI CATHOLIC)
MAJOR: LETTERS & SCIENCES

📷 THATDOGDESHAWN / 🐦 DCINCOOO

👤 DAY-SHAWN



SCAN FOR FULL BIO

2024-25 SEASON:

- Posted 10 points, 3 rebounds, 5 assists, and 1 steal against Alcorn State (12/1).
- Contributed 4 assists and his season-high 7 rebounds in a win over Bucknell (11/27).
- Finished with nine points and pulled down a rebound against #15 Marquette (11/15).
- Provided six points, adding four rebounds and a pair of assists against Manhattan (11/4).

2023-24 SEASON:

- 2024 Big Ten All-Freshman Team Selection
- Started 32 games averaging 7.3 points, 4.3 rebounds, and 2.1 assists per game
- Averaged 29.5 minutes per game and was second on the team in assists (72)
- Finished in double figures with 14 points while adding five rebounds against Northwestern (2/28).
- Set new season high with 17 points, knocking down a pair of threes, grabbed six boards, and dished three assists against Iowa (2/14).
- Had fifth career double figure game with 10 points and added five rebounds, and three assists against Michigan (1/11).
- Put in nine points with six rebounds, two assist, and a steal against UCLA (12/22).
- Scored 12 points and buried three from distance with five assists, three steals, a rebound, and a block against Alcorn State (12/12).
- Tied career-high with eight rebounds while scoring seven points, dishing four assists, and a steal against Penn State (12/6).
- Scored in double figures with 13 points with grabbed six rebounds and had two assists against UAB (11/12).
- Finished in double figures in Maryland debut with 12 points with four rebounds, two assists, one block, and a pair of steals vs. Mount St. Mary's (11/7).
- The sixth Terrapin freshman to score in double-figures in their debut since and the first since Jalen Smith in 2018.
- Became first Maryland freshman to start in a season opener since Jalen Smith and Andrew Wiggins in 2018.

BEFORE COLLEGE:

- Selected as one of 35 players nationally to take part in the USA Basketball Under-19 Men's National Team Training Camp.
- Played in the Iverson All-American Game.
- Collected a number of individual honors after a standout year at Paul VI High School – Virginia Gatorade Player of the Year, Naismith High School All-American, WCAC Player of the Year, All-MET Player of the Year, VISAA Player of the Year, and Max Preps Virginia Player of the Year.
- Four-star recruit ranked No. 26 nationally and as the top prospect out of Virginia.
- As a senior, averaged 17.8 points, 8.0 rebounds, 7.0 assists, and 2.6 steals per game.
- Led Paul VI to the VISAA Division I State Championship and the WCAC Tournament final.
- Known for his toughness with the ability to play through heavy contact and ultra-competitiveness.
- As a junior was also named the Virginia Independent Schools Athletic Association Division I State Player of the Year after averaging 14.4 points, 7.8 rebounds, 4.5 assists and 2.2 steals.
- Played on the AAU circuit with Team Takeover where he was named first-team all-tournament at Peach Jam after averaging 12.3 points, 8.0 rebounds, and 3.6 assists.

PERSONAL:

- Son of Ericka Smith and Darius Harris.
- Has three siblings: Darius, Dominique, and Kyree.

2023-24 GAME-BY-GAME

Opponent	Date	GS	MIN	Total		3-Pointers		Free throws		Rebounds		PF	A	TO	BLK	STL	PTS	AVG			
				FG-FGA	PCT	3FG-3FGA	PCT	FT-FTA	PCT	OFF	DEF								TOT	AVG	
Manhattan	11/04/2024	*	25:01	3-8	.375	0-3	.000	0-0	.000	0	4	4	4.0	0	2	1	0	6	6.0		
Mount St. Mary's	11/08/2024	*	15:56	2-4	.500	0-0	.000	0-1	.000	0	3	3	3.5	3	1	1	0	1	4	5.0	
Florida A&M	11/11/2024	*	21:59	1-4	.250	0-2	.000	3-5	.600	1	5	6	4.3	1	1	1	0	1	5	5.0	
Marquette	11/15/2024	*	28:52	4-5	.800	1-1	1.000	0-2	.000	0	1	1	3.5	4	0	1	0	0	9	6.0	
Canisius	11/19/2024		21:15	2-6	.333	0-2	.000	1-2	.500	0	4	4	3.6	0	3	1	0	1	5	5.8	
vs Villanova	11/24/2024		15:30	1-1	1.000	0-0	.000	0-0	.000	1	3	4	3.7	5	3	0	0	0	2	5.2	
Bucknell	11/27/2024		22:37	0-4	.000	0-2	.000	0-0	.000	1	6	7	4.1	1	4	0	0	0	0	4.4	
Alcorn	12/01/2024		22:58	3-5	.600	1-2	.500	3-4	.750	0	3	3	4.0	2	5	3	0	1	10	5.1	
Ohio St.	12/04/2024		21:23	0-4	.000	0-1	.000	2-4	.500	0	3	3	3.9	1	1	1	0	1	2	4.8	
at Purdue	12/08/2024		17:55	1-2	.500	0-0	.000	0-0	.000	1	1	2	3.7	2	2	0	0	0	2	4.5	
Saint Francis	12/17/2024		04:05	0-1	.000	0-0	.000	0-0	.000	0	0	0	3.4	1	1	1	0	0	0	4.1	
vs Syracuse	12/21/2024		13:39	0-2	.000	0-1	.000	0-0	.000	1	2	3	3.3	1	1	0	0	1	0	3.8	
UMES	12/28/2024		18:47	2-3	.667	1-2	.500	0-0	.000	0	2	2	3.2	2	1	0	0	0	5	3.8	
at Washington	01/02/2025		21:12	2-3	.667	1-2	.500	3-3	1.000	0	1	1	3.1	3	2	1	0	2	8	4.1	
at Oregon	01/05/2025		24:31	2-3	.667	0-1	.000	0-0	.000	0	5	5	3.2	3	2	0	0	0	0	4.1	
UCLA	01/10/2025		16:18	1-3	.333	0-1	.000	1-1	1.000	0	0	0	3.0	0	1	3	0	1	3	4.1	
Minnesota	01/13/2025		09:15	0-0	.000	0-0	.000	2-2	1.000	0	1	1	2.9	2	0	1	0	1	2	3.9	
at Northwestern	01/16/2025		14:47	1-2	.500	0-1	.000	0-0	.000	0	1	1	2.8	1	0	0	0	1	2	3.8	
Nebraska	01/19/2025		11:58	1-1	1.000	0-0	.000	0-0	.000	0	1	1	2.7	1	1	1	0	1	2	3.7	
at Illinois	01/23/2025		08:47	0-1	.000	0-1	.000	0-0	.000	1	2	3	2.7	2	0	1	0	0	0	3.6	
at Indiana	01/26/2025		07:12	0-1	.000	0-0	.000	0-0	.000	0	0	0	2.6	1	0	0	0	0	0	3.4	
Totals			4	363:58	26-63	.413	4-22	.182	15-24	.625	6	48	54	2.6	36	31	17	0	12	71	3.4

Player Averages

Games Played	Minutes/game	Points/game	FG Pct	3FG Pct	FT Pct	Rebounds/game	Assists/game	Turnovers/game	Assist/Turnover ratio	Steals/game	Blocks/game
21	17.3	3.4	41.3	18.2	62.5	2.6	1.5	0.8	1.8	0.6	0.0

SEASON/CAREER HIGHS

	2024-25 SEASON	CAREER HIGHS
POINTS	10 vs. Alcorn State (12/1/24)	17 vs. Iowa (2/14/24)
REBOUNDS	7 vs. Bucknell (11/27/24)	8, 4x, last at Ohio St. (2/10/24)
FG MADE	4 vs. Marquette (11/15/24)	7 vs. Iowa (2/14/24)
FG ATT.	8 vs. Manhattan (11/4/24)	15 vs. Wisconsin (3/14/24)
3 FG MADE	1, 4x, last vs. #22 UCLA (1/10/25)	3, 2x, last vs. Wisconsin (3/14/24)
3 FG ATT.	3 vs. Manhattan (11/4/24)	5, 3x, last vs. Northwestern (2/28/24)
FT MADE	3, 3x, last at Washington (1/2/25)	5 at Minnesota (1/7/24)
FT ATT.	5 vs. Florida A&M (11/11/24)	8 vs. UMBC (11/21/23)
ASSISTS	5 vs. Alcorn State (12/1/24)	5, 4x, last vs. Alcorn State (12/1/24)
BLOCKS	-	1, 4x, last at #10 Illinois (1/14/24)
STEALS	2 at Washington (1/2/25)	3, 2x, last vs. Alcorn State (12/12/23)
MINUTES	29 vs. Marquette (11/15/24)	41 at Ohio St. (2/10/24)

MISCELLANEOUS STATS

Category	Season	Career	Last Time
Double-Figure Scoring	1	9	10 vs. Alcorn State (12/1/24)
20-plus Points	-	-	-
10-plus Rebounds	-	-	-
5-plus Assists	2	5	5 at #9 Oregon (1/5/25)
3-plus Steals	-	2	3 vs. Alcorn State (12/12/23)
Double-Doubles	-	-	-

CAREER STATS

				Field Goals		3-Point		F-Throws		Rebounds										Scoring	
SEASON	TEAM	GP-GS	MIN/AVG	FG-FGA	FG%	3FG-3FGA	3FG%	FT-FTA	FT%	OFF	DEF	TOT	AVG	PF-FO	A	TO	BLK	STL	PTS	AVG	
2023-24	MD	33-30	973/29.5	88-239	.368	18-89	.202	47-81	.580	37	104	141	4.3	86-2	72	55	4	31	241	7.3	
2024-25	MD	21-4	364/17.3	26-63	.413	4-22	.182	15-24	.625	6	48	54	2.6	36-1	31	17	0	12	71	3.4	
TOTAL		54-34	1337/24.8	114-302	.377	22-111	.198	62-105	.590	43	152	195	3.6	122-3	103	72	4	43	312	5.8	



#6 TAFARA GAPARE

JUNIOR • FORWARD • 6-9 / 206 • WELLINGTON, NEW ZEALAND (SOUTH KENT (CT) SCHOOL
UMASS / GEORGIA TECH)

📷 TAFARA.GAPARE / 🐦 TAFARA_GAPARE5

MAJOR: AFRICAN AMERICAN STUDIES

🗣️ TUH-FAR-UH GUH-PAR-EE



SCAN FOR FULL BIO

2024-25 GAME-BY-GAME

Opponent	Date	GS	MIN	Total		3-Pointers		Free throws		Rebounds				PF	A	TO	BLK	STL	PTS	AVG
				FG-FGA	PCT	3FG-3FGA	PCT	FT-FTA	PCT	OFF	DEF	TOT	AVG							
Manhattan	11/04/2024		13:02	2-3	.667	1-1	1.000	0-2	.000	1	1	2	2.0	2	0	3	1	1	5	5.0
Mount St. Mary's	11/08/2024		12:23	0-1	.000	0-1	.000	5-6	.833	0	1	1	1.5	1	0	0	0	4	5	5.0
Florida A&M	11/11/2024		15:02	1-1	1.000	0-0	.000	0-0	.000	0	0	1	1.0	3	0	0	0	2	2	4.0
Marquette	11/15/2024		03:02	0-1	.000	0-1	.000	0-0	.000	0	0	0	0.8	0	0	1	0	0	0	3.0
Canisius	11/19/2024		20:40	1-3	.333	0-0	.000	2-2	1.000	2	7	9	2.4	0	0	2	1	0	4	3.2
vs Villanova	11/24/2024		02:27	0-0	.000	0-0	.000	0-0	.000	0	0	0	2.0	0	0	0	0	0	0	2.7
Bucknell	11/27/2024		22:17	7-9	.778	3-4	.750	2-3	.667	2	4	6	2.6	2	1	0	2	1	0	19.5
Alcorn	12/01/2024		22:32	4-7	.571	1-4	.250	0-0	.000	2	6	8	3.3	0	0	0	6	0	9	5.5
Ohio St.	12/04/2024		18:32	5-7	.714	1-2	.500	1-2	.500	1	2	3	3.2	1	0	0	1	0	12	6.2
at Purdue	12/08/2024		15:16	0-3	.000	0-2	.000	1-2	.500	0	2	2	3.1	1	1	2	1	0	1	5.7
Saint Francis	12/17/2024		17:41	4-10	.400	1-3	.333	0-0	.000	2	6	8	3.5	1	1	0	1	0	9	6.0
vs Syracuse	12/21/2024		16:18	2-3	.667	1-2	.500	1-2	.500	1	2	3	3.5	2	1	2	1	1	6	6.0
UMES	12/28/2024		07:40	1-1	1.000	0-0	.000	0-0	.000	0	0	0	3.2	2	0	0	1	0	2	5.7
at Washington	01/02/2025		04:06	0-0	.000	0-0	.000	0-0	.000	0	1	1	3.1	0	0	1	0	0	0	5.3
at Oregon	01/05/2025		03:38	0-3	.000	0-1	.000	0-0	.000	1	2	3	3.1	3	1	1	2	1	0	4.9
UCLA	01/10/2025		14:13	3-4	.750	1-2	.500	1-1	1.000	0	2	2	3.0	3	0	1	2	1	8	5.1
Minnesota	01/13/2025		14:39	1-3	.333	0-1	.000	0-0	.000	0	1	1	2.9	3	1	0	2	0	2	4.9
at Northwestern	01/16/2025		13:26	3-5	.600	2-4	.500	1-1	1.000	0	1	1	2.8	0	0	0	0	0	9	5.2
Nebraska	01/19/2025		09:38	2-4	.500	0-1	.000	0-0	.000	0	1	1	2.7	2	0	1	0	0	4	5.1
at Illinois	01/23/2025		12:43	0-2	.000	0-0	.000	2-4	.500	0	2	2	2.7	4	1	0	0	0	2	5.0
at Indiana	01/26/2025		03:38	1-1	1.000	0-0	.000	0-0	.000	0	0	0	2.5	2	0	1	0	0	2	4.8
Totals			0 278:52	37-71	.521	11-29	.379	16-25	.640	12	41	53	2.5	32	6	17	20	10	101	4.8

Player Averages

Games Played	Minutes/game	Points/game	FG Pct	3FG Pct	FT Pct	Rebounds/game	Assists/game	Turnovers/game	Assist/Turnover ratio	Steals/game	Blocks/game
21	13.3	4.8	52.1	37.9	64.0	2.5	0.3	0.8	0.4	0.5	1.0

SEASON/CAREER HIGHS

	2024-25 SEASON	CAREER HIGHS
POINTS	19 vs. Bucknell (11/27/24)	20 vs. Penn St. (12/16/23)
REBOUNDS	9 vs. Canisius (11/19/24)	10 vs. Florida St. (03/02/24)
FG MADE	7 vs. Bucknell (11/27/24)	7, 2x, last vs. Bucknell (11/27/24)
FG ATT.	10 vs. Saint Francis (12/17/24)	16 vs. Penn St. (12/16/23)
3FG MADE	3 vs. Bucknell (11/27/24)	3, 2x, last vs. Bucknell (11/27/24)
3FG ATT.	4, 3x, last at Northwestern (11/16/25)	6 vs. Penn St. (12/16/23)
FT MADE	5 vs. Mount St. Mary's (11/8/24)	5, 2x, last vs. Mount St. Mary's (11/8/24)
FT ATT.	6 vs. Mount St. Mary's (11/8/24)	8 vs. Saint Louis (01/04/23)
ASSISTS	1, 6x, last at #17 Illinois (1/23/25)	4 vs. Florida St. (03/02/24)
BLOCKS	6 vs. Alcorn State (12/1/24)	6 vs. Alcorn State (12/1/24)
STEALS	4 vs. Mount St. Mary's (11/8/24)	5 vs. UAlbany (12/05/22)
MINUTES	23 vs. Alcorn State (12/1/24)	30 vs. Florida St. (03/02/24)

MISCELLANEOUS STATS

Category	Season	Career	Last Time
DOUBLE FIGURE SCORING	2	9	12 vs. Ohio State (12/4/24)
20-PLUS POINTS	-	1	20 vs. Penn St. (12/16/23)
5-PLUS REBOUNDS	4	18	8 vs. Saint Francis (12/17/24)
5-PLUS ASSISTS	-	-	-
3-PLUS STEALS	1	2	4 vs. Mount St. Mary's (11/8/24)
DOUBLE-DOUBLE	-	-	-

2024-25 SEASON:

- Scored 12 points while adding three rebounds in win against Ohio State (12/4).
- Finished with 9 points, 8 rebounds, and a career-high 6 blocks against Alcorn State (12/1).
- Scored a season-high 19 points and had 6 rebounds against Bucknell (11/27).
- Made Maryland debut against Manhattan (11/4) scoring five points with a block and one steal.

2023-24 SEASON (GEORGIA TECH):

- Played in 29 games, starting 15, and averaged 18.2 minutes
- Started Tech's final nine games and played 20 or more minutes in nine of the last 12, filling the void created by the absence of Ebenezer Doquona (who was injured the final nine games)
- Last seven games, averaged 7.7 ppg, 6.1 rpg, 20-of-48 FG, 11-of-13 FT, 8 blocks
- Scored in double digits against Syracuse, Clemson and Wake Forest during that stretch, pulled 10 rebounds and blocked three shots against Florida State
- Started nine ACC games total, including Duke on Dec. 2
- Averaged 5.1 points, 3.7 rebounds with a team-high 20 blocked shots in conference games
- Key off the bench in Tech's win over No. 3 North Carolina (6 points, career-high 8 rebounds, 3 blocks)
- Had a team-high 33 blocked shots for the season and ranked 10th in the ACC in blocks per game (1.14) despite his limited minutes
- Returned from a three-game absence early in the season to score 35 points with 11 rebounds in Tech's three games against Georgia, Alabama A&M and Penn State
- Went 13-26 from the floor with three blocks and two steals in 61 total minutes
- Scored career-high 20 points with six boards in 28 minutes in Tech's win over Penn State
- Scored nine points with seven rebounds and four blocks to help Tech defeat Hawaii in the Diamond Head Classic

2022-23 SEASON (UMASS):


- As a Freshman at UMass (2022-23):
- Averaged 12.4 minutes per game over 30 games
- Averaged 3.4 points and 2.1 rebounds per game, while shooting 31.2 percent from the field for the Minuteman, who finished the season 15-16 overall
- Despite limited playing time, he led the team in blocked shots (20) and went to the free throw line 40 times
- Scored a season-high 15 points against Albany
- Played a season-high 24 minutes against Rhode Island in which he scored 11 points, made a pair of three-point field goals and grabbed a season-best seven rebounds
- Had one other double-figure game – 13 points vs. Hofstra

BEFORE COLLEGE:

- Reclassified from the Class of 2023 to the Class of 2022
- Spent the 2021-22 year at the South Kent School in Connecticut
- Ranked as the No. 1 player in Connecticut and No. 10 power forward by 247Sports for the Class of 2023
- Top-50 recruit nationally by 247Sports
- Rated as a four-star recruit by Rivals
- Tabbed 81st-nationally and as the No. 18-ranked power forward by Rivals.

CAREER STATS

SEASON	TEAM	GP-GS	MIN/AVG	Field Goals		3-Point		F-Throws		Rebounds				Scoring			
				FG-FGA	FG%	3FG-3FGA	3FG%	FT-FTA	FT%	OFF	DEF	TOT	AVG	PF-FO	A	TO	BLK
2022-23	UMass	30-0	372/12.4	34-109	.312	12-45	.267	23-40	.575	15	48	63	2.1	39-0	8	33	20
2023-24	GaTech	29-15	527/18.2	52-150	.347	10-59	.169	34-50	.680	23	78	101	3.5	54-1	24	27	33
2024-25	MD	21-0	279/13.3	37-71	.521	11-29	.379	16-25	.640	12	41	53	2.5	32-0	6	17	20
TOTAL FOR MD		21-0	279/13.3	37-71	.521	11-29	.379	16-25	.640	12	41	53	2.5	32-0	6	17	20
TOTAL		80-15	1178/14.7	123-330	.373	33-133	.248	73-115	.635	50	167	217	2.7	125-1	38	77	73



#7 MALACHI PALMER

GUARD • FRESHMAN • 6-6 / 215 • HARRISBURG, PA. (MT. ZION PREP (MD.))
MAJOR: LETTERS & SCIENCES MALACHIPALMER / MALACHIPALMERR



SCAN FOR FULL BIO

2024-25 SEASON:

- Contributed 5 points and 5 rebounds in a win over Alcorn State (12/1).
- Against Canisius (11/19), set season-highs in points (10) and rebounds (6) along with a block.
- Knocked down a three-pointer, while grabbing a pair of rebounds against Florida A&M (11/11).
- Made debut against Manhattan scoring four points, adding four rebounds, and one steal (11/4).

BEFORE COLLEGE:

- Four-star guard who chose the Terps over Florida State, Oklahoma State, Seton Hall, and West Virginia
- No. 2 ranked recruit from Maryland and the No. 119 overall recruit in the class after playing the last two seasons at Mt. Zion Prep
- Selected to play in both the 2024 Capital Classic and the 2024 Iverson Classic Showcase
- Started his high school career at Central Dauphin in Pennsylvania before transferring to Hillcrest Prep in Arizona
- Also played on the EYBL circuit for Team Melo and NY Renaissance
- At Mt. Zion, Palmer crested the 1,000 point plateau as a senior
- As a freshman, was named a MaxPreps Freshman All-American
- Was also a First Team All-Elite Prep League selection as a junior

2024-25 GAME-BY-GAME

Opponent	Date	GS	MIN	Total		3-Pointers		Free throws		Rebounds				PF	A	TO	BLK	STL	PTS	AVG	
				FG-FGA	PCT	3FG-3FGA	PCT	FT-FTA	PCT	OFF	DEF	TOT	AVG								
Manhattan	11/04/2024		11:47	2-3	.667	0-0	.000	0-0	.000	1	3	4	4.0	2	0	0	0	1	4	4.0	
Mount St. Mary's	11/08/2024		11:30	0-3	.000	0-1	.000	0-0	.000	0	1	1	2.5	2	0	0	0	1	0	2.0	
Florida A&M	11/11/2024		14:24	1-5	.200	1-3	.333	0-0	.000	1	1	2	2.3	3	1	0	0	0	3	2.3	
Canisius	11/19/2024		23:31	3-8	.375	2-6	.333	2-2	1.000	2	4	6	3.3	1	0	0	1	0	10	4.3	
vs Villanova	11/24/2024		08:29	1-2	.500	1-2	.500	0-0	.000	0	0	0	2.6	1	0	0	0	0	3	4.0	
Bucknell	11/27/2024		17:29	1-3	.333	0-1	.000	1-1	1.000	0	4	4	2.8	1	2	1	0	0	3	3.8	
Alcorn	12/01/2024		20:24	2-3	.667	1-1	1.000	0-0	.000	0	5	5	3.1	3	1	0	0	0	5	4.0	
Ohio St.	12/04/2024		13:03	0-2	.000	0-2	.000	0-0	.000	0	2	2	3.0	1	0	0	0	0	0	3.5	
at Purdue	12/08/2024		00:00	0-0	.000	0-0	.000	0-0	.000	0	0	0	2.7	0	0	0	0	0	0	3.1	
Saint Francis	12/17/2024		14:35	2-3	.667	1-1	1.000	0-0	.000	0	3	3	2.7	2	1	0	0	1	5	3.3	
vs Syracuse	12/21/2024		07:19	1-2	.500	0-1	.000	0-0	.000	1	0	1	2.5	2	0	1	0	0	2	3.2	
UMES	12/28/2024		07:00	0-1	.000	0-1	.000	0-0	.000	0	0	0	2.3	2	0	0	0	0	0	2.9	
UCLA	01/10/2025		03:02	0-0	.000	0-0	.000	0-0	.000	0	1	1	2.2	0	0	0	0	0	0	2.7	
at Illinois	01/23/2025		01:16	0-0	.000	0-0	.000	0-0	.000	0	0	0	2.1	0	0	0	0	0	0	2.5	
Totals			0	153:49	13-35	.371	6-19	.316	3-3	1.000	5	24	29	2.1	20	5	2	1	3	35	2.5

Player Averages

Games Played	Minutes/ game	Points/ game	FG Pct	3FG Pct	FT Pct	Rebounds/ game	Assists/ game	Turnovers/ game	Assist/Turnover ratio	Steals/ game	Blocks/ game
14	11.0	2.5	37.1	31.6	100.0	2.1	0.4	0.1	2.5	0.2	0.1

SEASON/CAREER HIGHS


	2024-25 SEASON	CAREER HIGHS
POINTS	10 vs. Canisius (11/19/24)	Same
REBOUNDS	6 vs. Canisius (11/19/24)	Same
FG MADE	3 vs. Canisius (11/19/24)	Same
FG ATT.	8 vs. Canisius (11/19/24)	Same
3 FG MADE	2 vs. Canisius (11/19/24)	Same
3 FG ATT.	6 vs. Canisius (11/19/24)	Same
FT MADE	2 vs. Canisius (11/19/24)	Same
FT ATT.	2 vs. Canisius (11/19/24)	Same
ASSISTS	2 vs. Bucknell (11/27/24)	Same
BLOCKS	1 vs. Canisius (11/19/24)	Same
STEALS	1, 3x, last vs. Saint Francis (12/17/24)	Same
MINUTES	23 vs. Canisius (11/19/24)	Same

MISCELLANEOUS STATS

Category	Season	Career	Last Time
Double-Figure Scoring	1	1	10 vs. Canisius (11/19/24)
20-plus Points			
10-plus Rebounds			
5-plus Rebounds	2	2	5 vs. Alcorn State (12/1/24)
5-plus Assists			
3-plus Steals			
Double-Doubles			

CAREER STATS

SEASON	TEAM	GP-GS	MIN/AVG	Field Goals		3-Point		F-Throws		Rebounds				Scoring			
				FG-FGA	FG%	3FG-3FGA	3FG%	FT-FTA	FT%	OFF	DEF	TOT	AVG	PF-FO	A	TO	BLK
2024-25	MD	14-0	154/11.0	13-35	.371	6-19	.316	3-3	1.000	5	24	29	2.1	20-0	5	2	1
TOTAL		14-0	154/11.0	13-35	.371	6-19	.316	3-3	1.000	5	24	29	2.1	20-0	5	2	1



#8 JAY YOUNG

6TH YEAR • GUARD • 6-2 / 175 • DALLAS, TEXAS (GARLAND HS / GRAMBLING STATE / BATON ROUGE CC / UCF / MEMPHIS) JAYYOUNG.1 / JAYHLONYOUNG
MAJOR: NONPROFIT MANAGEMENT



2024-25 SEASON:

- Posted 6 points, 2 assists, and a season-high 3 blocks against Bucknell (11/27)
- Scored a season-high 12 points in win over Canisius (11/19)
- Made his Maryland debut against Manhattan (11/4) posting three points, five rebounds, one block, and one steal.

2023-24 SEASON (AT MEMPHIS):

- Played in 27 of Memphis' 32 games, totaling 296 minutes of action (11.0 per game)
- Averaged 2.2 points, 1.3 rebounds, 0.9 assists and 0.8 steals per game
- Shot 43.4% from the field (23-of-53) and 30.8% from long distance (4-of-13)
- Also connected on 10-of-13 (76.9%) at the free throw stripe
- Recorded a season high of seven points on two occasions: against Clemson (Dec. 16) and Austin Peay (Dec. 30)
- Pulled down multiple rebounds in 13 games, including a season high four against Clemson
- Finished fifth on the team with 21 steals, including a season high three against Jackson State (Nov. 6), Alabama State (Nov. 17) and Ole Miss (Dec. 2)

2022-23 SEASON (AT UCF):

- Played in 33 of UCF's 34 games, earning a start in 12 of them and playing in a total of 632 minutes
- Averaged 4.5 points, 2.2 rebounds and 2.0 assists per game
- Shot 37.3% from the field (44-for-118) and 35.8% from the three-point line (19-for-53)
- Scored a career-high 17 points in just his second game as a Knight (vs. Florida State, 11/11/22)
- Earned his first career double-double at home against SMU (1/8/23), scoring 11 points and earning 10 rebounds
- Tallied a career-high six assists three times (11/20/22 vs. Santa Clara, 11/23/22 vs. Evansville, 1/8/23 vs. SMU)
- Earned a career-high three steals at South Florida (1/21/23)
- Had four games with double-digit points scoring 17 vs. Florida State on 11/11/22, 15 vs. Tarleton on 12/11/22, 11 vs. SMU on 1/8/23 and 10 at Memphis 2/16/23)

BEFORE COLLEGE:

- Attended Garland High School where he played basketball for head coach Randy Love
- Was a member of the Owls 1000-point club
- Was a two-time First Team All-District member and Offensive Player of the Year

PERSONAL:

- Hometown is Dallas, Texas
- Is the son of Stacy Manning and Monika Bridges
- Has three brothers, K'i Monte Rose, KeiDren Rose and Tahj Murphy
- Favorite athlete is Kylie Irving, and his favorite pro team is the Brooklyn Nets
- Person he admires the most is his mother

2024-25 GAME-BY-GAME

Opponent	Date	GS	MIN	Total		3-Pointers		Free throws		Rebounds				PF	A	TO	BLK	STL	PTS	AVG
				FG-FGA	PCT	3FG-3FGA	PCT	FT-FTA	PCT	OFF	DEF	TOT	AVG							
Manhattan	11/04/2024		15:06	1-6	.167	1-4	.250	0-0	.000	2	3	5	5.0	2	1	1	1	1	3	3.0
Mount St. Mary's	11/08/2024		20:13	1-5	.200	1-3	.333	0-0	.000	0	0	0	2.5	0	2	0	0	3	3	3.0
Florida A&M	11/11/2024		16:36	0-1	.000	0-1	.000	1-2	.500	0	4	4	3.0	0	0	0	0	1	1	2.3
Marquette	11/15/2024		04:38	0-2	.000	0-1	.000	0-0	.000	1	0	1	2.5	0	0	1	0	0	0	1.8
Canisius	11/19/2024		17:14	5-9	.556	0-3	.000	2-2	1.000	2	0	2	2.4	0	0	0	0	1	12	3.8
vs Villanova	11/24/2024		11:21	1-1	1.000	1-1	1.000	0-0	.000	0	0	0	2.0	1	0	0	0	1	3	3.7
Bucknell	11/27/2024		12:10	2-4	.500	2-3	.667	0-0	.000	0	0	0	1.7	2	0	3	0	6	4.0	
Alcorn	12/01/2024		24:46	3-4	.750	1-2	.500	0-0	.000	0	1	1	1.6	2	3	2	0	2	7	4.4
Ohio St.	12/04/2024		13:07	0-2	.000	0-1	.000	0-0	.000	1	2	3	1.8	3	2	1	1	0	0	3.9
at Purdue	12/08/2024		05:43	0-0	.000	0-0	.000	0-0	.000	1	0	1	1.7	0	1	0	0	0	0	3.5
Saint Francis	12/17/2024		22:19	3-4	.750	3-3	1.000	0-0	.000	1	0	1	1.6	0	4	0	0	1	9	4.0
vs Syracuse	12/21/2024		10:45	1-2	.500	1-2	.500	0-0	.000	1	0	1	1.6	0	2	0	1	3	3.9	
UMES	12/28/2024		08:17	0-2	.000	0-0	.000	0-0	.000	0	0	0	1.5	1	0	1	0	0	0	3.6
at Washington	01/02/2025		12:52	0-0	.000	0-0	.000	2-2	1.000	0	1	1	1.4	1	1	0	0	0	2	3.5
at Oregon	01/05/2025		12:02	3-3	1.000	2-2	1.000	0-0	.000	0	3	3	1.5	0	2	0	0	2	8	3.8
UCLA	01/10/2025		07:38	0-1	.000	0-1	.000	1-2	.500	1	0	1	1.5	2	0	1	0	0	1	3.6
Minnesota	01/13/2025		13:19	0-1	.000	0-1	.000	0-0	.000	0	2	2	1.5	0	0	1	0	0	0	3.4
at Northwestern	01/16/2025		19:40	1-1	1.000	0-0	.000	1-2	.500	0	1	1	1.5	1	3	1	0	2	3	3.4
Nebraska	01/19/2025		09:50	0-0	.000	0-0	.000	0-0	.000	0	1	1	1.5	0	1	0	0	0	0	3.2
at Illinois	01/23/2025		08:32	0-1	.000	0-0	.000	0-0	.000	0	1	1	1.5	1	0	0	0	1	0	3.1
at Indiana	01/26/2025		04:54	0-1	.000	0-0	.000	0-0	.000	1	0	1	1.4	0	0	0	0	0	0	2.9
Totals		0	271:01	21-50	.420	12-28	.429	7-10	.700	11	19	30	1.4	16	22	11	5	16	61	2.9

Player Averages

Games Played	Minutes/game	Points/game	FG Pct	3FG Pct	FT Pct	Rebounds/game	Assists/game	Turnovers/game	Assist/Turnover ratio	Steals/game	Blocks/game
21	12.9	2.9	42.0	42.9	70.0	1.4	1.0	0.5	2.0	0.8	0.2

SEASON/CAREER HIGHS

	2024-25 SEASON	CAREER HIGHS
POINTS	12 vs. Canisius (11/19/24)	17 vs. Florida St. (11/11/22)
REBOUNDS	5 vs. Manhattan (11/4/24)	10 vs. SMU (01/08/23)
FG MADE	5 vs. Canisius (11/19/24)	6 vs. Florida St. (11/11/22)
FG ATT.	9 vs. Canisius (11/19/24)	10 vs. Florida St. (11/11/22)
3FG MADE	3 vs. Saint Francis (12/17/24)	3, 2x, last vs. Saint Francis (12/17/24)
3FG ATT.	4 vs. Manhattan (11/4/24)	6 vs. Tarleton St. (12/11/22)
FT MADE	2, 2x, last at Washington (1/2/25)	4, 2x, last vs. South Fla. (02/22/23)
FT ATT.	2, 4x, last at Northwestern (1/16/25)	6 vs. South Fla. (02/22/23)
ASSISTS	4 vs. Saint Francis (12/17/24)	6, 3x, last vs. SMU (01/08/23)
BLOCKS	3 vs. Bucknell (11/27/24)	3 vs. Bucknell (11/27/24)
STEALS	3 vs. Mount St. Mary's (11/8/24)	3, 4x, last at Ole Miss (12/02/23)
MINUTES	25 vs. Alcorn State (12/1/24)	43 vs. UNC Asheville (11/07/22)

MISCELLANEOUS STATS

Category	Season	Career	Last Time
DOUBLE FIGURE SCORING	1	5	12 vs. Canisius (11/19/24)
20-PLUS POINTS	-	-	-
5-PLUS REBOUNDS	1	4	5 vs. Manhattan (11/4/24)
5-PLUS ASSISTS	-	4	6 vs. SMU (01/08/23)
3-PLUS STEALS	1	5	3 vs. Mount St. Mary's (11/8/24)
DOUBLE-DOUBLE	-	1	10 reb. & 11 pts. vs. SMU (01/08/23)

CAREER STATS				Field Goals		3-Point		F-Throws		Rebounds									Scoring	
SEASON	TEAM	GP-GS	MIN/AVG	FG-FGA	FG%	3FG-3FGA	3FG%	FT-FTA	FT%	OFF	DEF	TOT	AVG	PF-FO	A	TO	BLK	STL	PTS	AVG
2022-23	UCF	33-12	633/19.2	44-118	.373	19-53	.358	40-49	.816	13	58	71	2.2	49-1	65	46	2	23	147	4.5
2023-24	Mem	27-0	296/11.0	23-53	.434	4-13	.308	10-13	.769	13	23	36	1.3	23-0	23	23	3	21	60	2.2
2024-25	MD	21-0	271/12.9	21-50	.420	12-28	.429	7-10	.700	11	19	30	1.4	16-0	22	11	5	16	61	2.9
TOTAL FOR MD		21-0	271/12.9	21-50	.420	12-28	.429	7-10	.700	11	19	30	1.4	16-0	22	11	5	16	61	2.9
TOTAL		81-12	1199/14.8	88-221	.398	35-94	.372	57-72	.792	37	100	137	1.7	88-1	110	80	10	60	268	3.3



#9 SELTON MIGUEL

5TH YEAR • GUARD • 6-4 / 210 • LUANDA, ANGOLA (WEST OAKS ACADEMY / KANSAS ST. / SOUTH FLORIDA)
MAJOR: AFRICAN AMERICAN STUDIES @ HOLLYWOOD.SEL / SELTON_MIGUEL



SCAN FOR FULL BIO

2024-25 SEASON:

- Scored 13 points with three rebounds and a season-high 4 assists at No. 8 Purdue (12/8).
- Finished with 14 points, 1 block, 1 steal, and 1 assist against Alcorn State (12/1).
- Racked up a season-high 15 points in win over Canisius (11/19).
- Picked up nine points with five rebounds and three assists against #15 Marquette (11/15).

2023-24 SEASON (AT USF):

- Selected as the AAC Sixth Man of the Year and the AAC Most Improved Player
- Additionally was selected to the All-AAC Second Team
- Played in 33 games (five starts) where he averaged 14.7 points per game, 3.2 rebounds, and 2.2 assists per game; was the second-leading scorer for the Bulls which finished 25-8 overall and 16-2 in the AAC – the most league wins in program history
- Produced 16 games in double figures; Had five games with 20-or-more points
- Scored a career-high 25 points against Florida Atlantic (2/18) where he was 9-of-16 from the floor and 5-of-8 from beyond the arc

BEFORE COLLEGE:

- A consensus Top 150 prospect by several recruiting services, including No. 83 by Rivals.com and No. 145 by 247Sports.com
- A three-year letterman at West Oaks Academy in Orlando, Fla., where he led the Flame to a 76-25 (.752) overall record, including at least 23 wins each season
- Earned several honors as a senior in 2019-20, highlighted by his selection to the 26th annual All-American Elite Team produced by BallisLife.com, earning Second Team All-America honors as a senior in 2019-20...one of just 50 individuals nationally selected to the team
- Scored more than 1,500 points in his prep career, including more than 600 (608) as a senior in 2019-20 and more than 500 (537) as a junior in 2018-19

PERSONAL:

- Selton Ricardo Fernandes Miguel, Jr. was born October 24, 2000 in Luanda, Angola
- Parents are Henriques and Suzana Miguel
- Guardian is Barry Myers
- Has three siblings (Rifen, Henriques, Raica)...brother, Rifen, was a junior on the Troy men's basketball team in 2021-22
- Grew up in Angola before moving to Portugal at age 13 and finally moving to the United States when he was in the ninth grade
- Fluent in four languages (Portuguese, Spanish, French and English)
- Has a long history with the Angolan National Team, including playing with the Senior Team at the FIBA Olympic Qualifying Tournaments in 2021 and 2024...was the youngest member of the team and the only collegiate player.

2023-24 GAME-BY-GAME

Opponent	Date	GS	MIN	Total		3-Pointers		Free throws		Rebounds				PF	A	TO	BLK	STL	PTS	AVG	
				FG-FGA	PCT	3FG-3FGA	PCT	FT-FTA	PCT	OFF	DEF	TOT	AVG								
Manhattan	11/04/2024	*	14:36	0-4	.000	0-2	.000	0-0	.000	0	0	0	0.0	1	1	0	0	0	0	0.0	
Mount St. Mary's	11/08/2024	*	22:13	4-11	.364	1-4	.250	2-4	.500	0	3	3	1.5	0	1	0	0	0	11	5.5	
Florida A&M	11/11/2024	*	23:09	5-9	.556	2-5	.400	2-2	1.000	0	2	2	1.7	1	2	1	0	1	14	8.3	
Marquette	11/15/2024	*	29:22	3-8	.375	0-1	.000	3-4	.750	0	5	5	2.5	3	3	1	0	0	9	8.5	
Canisius	11/19/2024	*	21:09	6-12	.500	2-8	.250	1-1	1.000	0	0	0	2.0	1	3	1	0	2	15	9.8	
vs Villanova	11/24/2024	*	22:50	0-3	.000	0-2	.000	0-0	.000	0	0	0	1.7	2	1	1	0	0	0	8.2	
Bucknell	11/27/2024	*	19:09	5-9	.556	3-5	.600	0-0	.000	0	2	2	1.7	0	2	0	0	1	13	8.9	
Alcorn	12/01/2024	*	19:24	5-10	.500	4-7	.571	0-0	.000	0	0	0	1.5	1	1	1	1	1	14	9.5	
Ohio St.	12/04/2024	*	21:49	4-8	.500	2-4	.500	0-0	.000	1	1	2	1.6	3	0	1	0	1	10	9.6	
at Purdue	12/08/2024	*	32:05	5-12	.417	2-5	.400	1-1	1.000	1	2	3	1.7	2	4	0	0	1	13	9.9	
Saint Francis	12/17/2024	*	23:39	10-13	.769	4-6	.667	0-0	.000	1	2	3	1.8	0	4	1	0	0	24	11.2	
vs Syracuse	12/21/2024	*	26:51	8-11	.727	6-9	.667	2-2	1.000	0	2	2	1.8	1	2	1	0	2	24	12.3	
UMES	12/28/2024	*	26:18	4-13	.308	1-7	.143	1-1	1.000	1	1	2	1.8	0	2	1	0	2	10	12.1	
at Washington	01/02/2025	*	36:20	4-13	.308	1-2	.500	3-4	.750	0	2	2	1.9	1	0	0	0	1	12	12.1	
at Oregon	01/05/2025	*	24:23	3-7	.429	1-3	.333	2-3	.667	0	1	1	1.8	2	0	2	0	1	9	11.9	
UCLA	01/10/2025	*	29:52	4-9	.444	1-3	.333	2-2	1.000	0	1	1	1.8	2	3	0	0	2	11	11.8	
Minnesota	01/13/2025	*	26:48	2-7	.286	2-4	.500	0-2	.000	0	1	1	1.7	4	2	0	0	1	6	11.5	
at Northwestern	01/16/2025	*	35:31	2-9	.222	0-4	.000	0-0	.000	0	4	4	1.8	0	3	1	0	1	4	11.1	
Nebraska	01/19/2025	*	29:55	5-14	.357	3-8	.375	0-0	.000	0	1	1	1.8	1	3	2	1	0	13	11.2	
at Illinois	01/23/2025	*	32:51	5-9	.556	1-2	.500	3-5	.600	0	2	2	1.8	3	3	0	0	2	14	11.3	
at Indiana	01/26/2025	*	34:55	6-12	.500	3-6	.500	0-0	.000	0	2	2	1.8	2	0	2	0	0	15	11.5	
Totals			21	553:08	90-203	.443	39-97	.402	22-31	.710	4	34	38	1.8	30	40	16	2	18	241	11.5

Player Averages

Games Played	Minutes/game	Points/game	FG Pct	3FG Pct	FT Pct	Rebounds/game	Assists/game	Turnovers/game	Assist/Turnover ratio	Steals/game	Blocks/game
21	26.3	11.5	44.3	40.2	71.0	1.8	1.9	0.8	2.5	0.9	0.1

SEASON/CAREER HIGHS

	2024-25 SEASON	CAREER HIGHS
POINTS	24, 2x, last vs. Syracuse (12/21/24)	25 vs. Fla. Atlantic (02/18/24)
REBOUNDS	5 vs. Marquette (11/15/24)	10 vs. UAlbany (12/01/21)
FG MADE	10 vs. Saint Francis (12/17/24)	10, 2x, last vs. Saint Francis (12/17/24)
FG ATT.	14 vs. Nebraska (1/19/25)	17, 2x, last vs. UAB (03/16/24)
3 FG MADE	6 vs. Syracuse (12/21/24)	6 vs. Syracuse (12/21/24)
3 FG ATT.	9 vs. Syracuse (12/21/24)	10 at Memphis (01/18/24)
FT MADE	3, 3x, last at #17 Illinois (1/23/25)	13 vs. Charlotte (02/06/24)
FT ATT.	5 at #17 Illinois (1/23/25)	14 vs. Charlotte (02/06/24)
ASSISTS	4, 2x, last vs. Saint Francis (12/17/24)	7, 2x, last vs. Iowa St. (03/06/21)
BLOCKS	1, 2x, last vs. Nebraska (1/19/25)	3 at UAB (01/07/24)
STEALS	2, 4x, last at #17 Illinois (1/23/25)	3, 5x, last vs. East Carolina (03/15/24)
MINUTES	36 at Washington (1/2/25)	40 at Temple (01/25/23)

MISCELLANEOUS STATS

Category	Season	Career	Last Time
DOUBLE FIGURE SCORING	15	76	15 at Indiana (1/26/25)
20-PLUS POINTS	2	7	24 vs. Syracuse (12/21/24)
5-PLUS REBOUNDS	1	27	5 vs. Marquette (11/15/24)
5-PLUS ASSISTS	-	16	6 vs. UTSA (01/27/24)
3-PLUS STEALS	-	5	3 vs. East Carolina (03/15/24)
DOUBLE-DOUBLE	-	-	-

CAREER STATS

				Field Goals		3-Point		F-Throws		Rebounds		Scoring	
SEASON	TEAM	GP-GS	MIN/AVG	FG-FGA	FG%	3FG-3FGA	3FG%	FT-FTA	FT%	OFF	DEF	TOT	AVG
2020-21	KState	29-22	797/27.5	70-212	.330	20-89	.225	48-70	.686	23	66	89	3.1
2021-22	KState	26-14	638/24.6	69-184	.375	8-39	.205	41-59	.695	25	80	105	4.0
2022-23	USF	30-11	776/25.9	123-293	.420	34-103	.330	30-47	.638	18	77	95	3.2
2023-24	USF	33-5	938/28.4	166-404	.411	71-182	.390	81-101	.802	13	91	104	3.2
2024-25	MD	21-21	553/26.3	90-203	.443	39-97	.402	22-31	.710	4	34	38	1.8
TOTAL FOR MD		21-21	553/26.3	90-203	.443	39-97	.402	22-31	.710	4	34	38	1.8
TOTAL		139-73	3702/26.6	518-1296	.400	172-510	.337	222-308	.721	83	348	431	3.1
										253-3	313	254	2.6
											122	1430	10.3



#10 JULIAN REESE

SENIOR • FORWARD • 6-9 / 230 • BALTIMORE, MD (ST. FRANCES ACADEMY)
MAJOR: HUMAN DEVELOPMENT

SHIFTY_JU / REESE10JULIAN



SCAN FOR FULL BIO

2024-25 SEASON:

- Named to Karl Malone Power Forward of the Year Watch List during the preseason.
- Posted his 4th double-double of the season with 14 points and 11 rebounds against Alcorn State (12/1).
- Against Villanova (11/24) scored 18 points while adding 10 rebounds, 2 assists, and 2 blocks.
- Scored 20 points (8-9 FG) while adding a season-high 12 rebounds in win over Canisius (11/19).
- Led the team with 21 points, along with nine rebounds and one block against Florida A&M (11/11).

2023-24 SEASON:

- 2024 All-Big Ten Honorable Mention
- Started 32 games averaging 13.7 points, 9.5 rebounds, and 1 steal per game ... Totaled 32 steals and 60 blocks; Averaged 31.9 minutes per game and shot .546 from the floor
- Third in the Big Ten for rebounds (9.5) and fifth in the league in blocks (1.9) per game
- Finished with 12 points, six rebounds, three assists, and two blocks in a first round victory over Rutgers in the Big Ten Tournament (3/13).
- Recorded 15th double-double of the season with 13 points and 11 rebounds, adding three assists and a pair of steals at home against Indiana (3/3).
- Led team with 20 points, while grabbing six rebounds and blocking two shots in a win at Rutgers (2/25).
- Scored 18 points and grabbed 11 rebounds for fourth consecutive double-double against Illinois (2/17).
- Recorded his 13th double-double of the season and the 20th of his career with 16 points and 13 rebounds against Iowa (2/14).
- Recorded 18th career double-double with 19 points and 12 rebounds against Rutgers (2/6).
- Picked up 10th double-double of the season finishing with 15 points, 16 rebounds, and three steals against Nebraska (1/27).
- Had third 20-point game and eighth double-double of the season with 20 points and 11 rebounds on the road against Illinois (1/14).
- His 20-point performance against Illinois allowed him to reach the 800-point mark in his career.
- Recorded seventh double-double of the season and 14th of his career with 14 point, 13 rebounds performance with five blocks, three steals, and two assists against Michigan (1/11).
- Scored 24 points and grabbed 15 rebounds for his 12th career double-double and his fifth of the season against Penn State (12/6).
- Had his third-straight double-double and 11th of his career with 22 points and 12 rebounds, while tying his career-high in blocks with four for the second straight game against Rider (11/28).

2022-23 SEASON:

- 2023 All-Big Ten Honorable Mention.
- Posted the third-best single-season field goal percentage (.632) in program history.
- Developed into one of the top big men in the league averaging 11.4 points, second on the team, while leading the Terps with 7.2 rebounds per game; Started 33 of 34 games played missing just one due to injury; Shot .632 from the field (158-250); Led the team in blocked shots (42) while adding 34 assists and 27 steals.

NOTABLES:

- A consensus four-star recruit across all national recruiting outlets
- Ranked the 44th overall player, 10th at his position and No. 1 in Maryland by 247Sports
- Ranked the 49th overall player and 15th at his position via ESPN
- Attended St. Frances Academy in Baltimore
- Received BCL Defensive Player of the Year honors
- Honorable Mention All-BCL honors
- The son of Angel Reese
- Sister, also named Angel, is currently a member of the WNBA's Chicago Sky after playing collegiately at LSU where she won a national championship ... She began her career at Maryland and was the No. 2 overall recruit in the Class of 2020
- Nickname is "JuJu"

- ★ 2024-25 KARL MALONE WATCH LIST
- ★ 2023-24 KARL MALONE WATCH LIST
- ★ 2023-24 ALL-BIG TEN PRESEASON TEAM
- ★ 2023 ALL-BIG TEN HONORABLE MENTION

2024-25 GAME-BY-GAME

Opponent	Date	GS	MIN	Total		3-Pointers		Free throws		Rebounds				PF	A	TO	BLK	STL	PTS	AVG	
				FG-FGA	PCT	3FG-3FGA	PCT	FT-FTA	PCT	OFF	DEF	TOT	AVG								
Manhattan	11/04/2024	*	19:46	3-5	.600	0-0	.000	3-4	.750	3	2	5	5.0	2	0	2	2	1	9	9.0	
Mount St. Mary's	11/08/2024	*	23:03	2-3	.667	0-0	.000	5-10	.500	3	7	10	7.5	4	1	2	0	1	9	9.0	
Florida A&M	11/11/2024	*	20:20	8-12	.667	0-0	.000	5-5	1.000	4	5	9	8.0	1	2	0	1	0	21	13.0	
Marquette	11/15/2024	*	24:45	1-3	.333	0-0	.000	0-0	.000	3	7	10	8.5	3	0	2	1	0	2	10.3	
Canisius	11/19/2024	*	19:28	8-9	.889	0-0	.000	4-5	.800	4	8	12	9.2	1	1	1	0	1	20	12.2	
vs Villanova	11/24/2024	*	32:10	8-12	.667	0-0	.000	2-3	.667	6	4	10	9.3	1	2	3	2	0	18	13.2	
Bucknell	11/27/2024	*	18:54	5-8	.625	0-1	.000	4-5	.800	0	1	1	8.1	4	0	1	0	0	14	13.3	
Alcorn	12/01/2024	*	19:24	2-4	.500	0-0	.000	10-12	.833	3	8	11	8.5	0	3	2	2	1	14	13.4	
Ohio St.	12/04/2024	*	22:03	4-9	.444	0-0	.000	2-4	.500	1	6	7	8.3	2	2	2	1	2	10	13.0	
at Purdue	12/08/2024	*	23:02	2-6	.333	0-0	.000	1-2	.500	4	3	7	8.2	5	1	2	2	0	5	12.2	
Saint Francis	12/11/2024	*	22:35	4-5	.800	0-0	.000	3-6	.500	3	9	12	8.5	1	3	2	1	2	11	12.1	
vs Syracuse	12/21/2024	*	29:09	5-13	.385	0-0	.000	1-1	1.000	5	8	13	8.9	1	5	1	1	2	11	12.0	
UMES	12/28/2024	*	31:29	8-12	.667	0-0	.000	7-12	.583	6	5	11	9.1	2	2	1	2	0	23	12.8	
at Washington	01/02/2025	*	36:45	9-12	.750	0-0	.000	4-6	.667	1	6	7	8.9	5	0	2	1	2	22	13.5	
at Oregon	01/05/2025	*	26:06	3-8	.375	0-0	.000	0-1	.000	4	2	6	8.7	3	3	0	1	0	6	13.0	
UCLA	01/10/2025	*	32:24	7-8	.875	0-0	.000	2-3	.667	3	7	10	8.8	4	1	1	2	3	16	13.2	
Minnesota	01/13/2025	*	27:47	2-7	.286	0-0	.000	0-0	.000	2	6	8	8.8	3	0	2	2	1	4	12.6	
at Northwestern	01/16/2025	*	38:09	5-13	.385	0-0	.000	13-14	.929	2	5	7	8.7	3	0	3	2	0	23	13.2	
Nebraska	01/19/2025	*	32:05	4-8	.500	0-0	.000	0-0	.000	2	8	10	8.7	4	1	0	4	2	8	12.9	
at Illinois	01/23/2025	*	30:48	12-23	.522	0-0	.000	3-3	1.000	7	10	17	9.2	2	1	1	3	0	27	13.7	
at Indiana	01/26/2025	*	35:57	5-8	.625	0-0	.000	4-4	1.000	3	7	10	9.2	4	2	1	2	1	14	13.7	
Totals			21	566:09	107-188	.569	0-1	.000	73-100	.730	69	124	193	9.2	55	30	31	32	19	287	13.7

Player Averages

Games Played	Minutes/game	Points/game	FG Pct	3FG Pct	FT Pct	Rebounds/game	Assists/game	Turnovers/game	Assist/Turnover ratio	Steals/game	Blocks/game
21	27.0	13.7	56.9	0.0	73.0	9.2	1.4	1.5	1.0	0.9	1.5

SEASON/CAREER HIGHS


	2024-25 SEASON	CAREER HIGHS
POINTS	27 at #17 Illinois (1/23/25)	27 at #17 Illinois (1/23/25)
REBOUNDS	17 at #17 Illinois (1/23/25)	17 at #17 Illinois (1/23/25)
FG MADE	12 at #17 Illinois (1/23/25)	12 at #17 Illinois (1/23/25)
FG ATT.	23 at #17 Illinois (1/23/25)	23 at #17 Illinois (1/23/25)
3 FG MADE	-	2 (2x), last vs. #17 Illinois (1/21/22)
3 FG ATT.	1 vs. Bucknell (11/27/24)	3 vs. #17 Illinois (1/21/22)
FT MADE	13 at Northwestern (1/16/25)	14 vs. Rider (11/28/23)
FT ATT.	14 at Northwestern (1/16/25)	17 vs. Rider (11/28/23)
ASSISTS	5 vs. Syracuse (12/21/24)	5 vs. Syracuse (12/21/24)
BLOCKS	4 vs. Nebraska (1/19/25)	6 vs. Nicholls (12/19/23)
STEALS	3 vs. #22 UCLA (1/10/25)	3, 6x, last vs. #22 UCLA (1/10/25)
MINUTES	38 at Northwestern (1/16/25)	49 at Ohio St. (2/10/24)

MISCELLANEOUS STATS

Category	Season	Career	Last Time
Double-Figure Scoring	14	70	14 at Indiana (1/26/25)
20-plus Points	6	13	27 at #17 Illinois (1/23/25)
10-plus Rebounds	12	35	10 at Indiana (1/26/25)
5-plus Rebounds	20	94	10 at Indiana (1/26/25)
3-plus Blocks	2	16	3 at #17 Illinois (1/23/25)
5-plus Assists	1	1	5 vs. Syracuse (12/21/24)
3-plus Steals	1	5	3 vs. #22 UCLA (1/10/25)
Double-Doubles	9	31	14 pts, 10 reb at Indiana (1/26/25)

CAREER STATS

				Field Goals		3-Point		F-Throws		Rebounds				Scoring						
SEASON	TEAM	GP-GS	MIN/AVG	FG-FGA	FG%	3FG-3FGA	3FG%	FT-FTA	FT%	OFF	DEF	TOT	AVG	PF-FO	A	TO	BLK	STL	PTS	AVG
2021-22	MD	32-1	563/17.6	67-147	.456	7-23	.304	41-51	.804	69	73	142	4.4	84-4	13	39	23	14	182	5.7
2022-23	MD	34-33	919/27.0	158-250	.632	0-0	.000	73-137	.533	90	155	245	7.2	112-3	34	65	42	27	389	11.4
2023-24	MD	32-32	1022/31.9	159-291	.546	0-0	.000	121-213	.568	96	207	303	9.5	92-3	41	79	60	32	439	13.7
2024-25	MD	21-21	566/27.0	107-188	.569	0-1	.000	73-100	.730	69	124	193	9.2	55-2	30	31	32	19	287	13.7
TOTAL		119-87	3070/25.8	491-876	.561	7-24	.292	308-501	.615	324	559	883	7.4	343-12	118	214	157	92	1297	10.9



#13 CHANCE STEPHENS

R-SOPHOMORE • GUARD • 6-3 / 185 • \RIVERSIDE, CA (RIVERSIDE POLYTECHNIC/LOYOLA MARYMOUNT)
MAJOR: SOCIOLOGY CHANCE_THE_SNIPER / SNIPERSTEPHENS3



SCAN FOR FULL BIO

2024-25 SEASON:

- Put up three points against Bucknell (11/27).
- Knocked down a three against Florida A&M (11/11).
- Buried a three-pointer, his first Maryland points, against Mount St. Mary's (11/8).
- Came off the bench to make Terrapins' debut against Manhattan (11/4).

2023-24 SEASON:

- Redshirted the season after suffering a knee injury during the offseason; underwent surgery and rehab during the summer.

2022-23 SEASON (AT LOYOLA MARYMOUNT):

- Played in 28 of 31 games, including making four starts as a true freshman.
- Scored 167 points and averaged 6.0 points per game.
- Third on the team with 49 made threes and fourth on the team at 37.4 percent shooting from deep.
- 49 of 52 made shots came from three-point range.
- LMU went 7-0 in games when Stephens scored in double digits.
- Hit a team-high seven threes and season-high 23 points in LMU's Jamaica Classic Championship game win over Wake Forest (11/20/22), leading to Tournament MVP and WCC Freshman of the Week honors.
- Hit five threes and 17 points in LMU's win over San Diego (1/14/23).

BEFORE COLLEGE:

- Played four seasons of basketball at Riverside Poly.
- Three-time all-conference selection.
- All-CIF selection as a senior.

PERSONAL:

- Native of Riverside, Calif.
- Son of Benjamin and Latwanas Denise Stephens.
- Has four siblings, Kennedy, Kaden, and Chloe.

2024-25 GAME-BY-GAME

Opponent	Date	GS	MIN	Total		3-Pointers		Free throws		Rebounds				PF	A	TO	BLK	STL	PTS	AVG
				FG-FGA	PCT	3FG-3FGA	PCT	FT-FTA	PCT	OFF	DEF	TOT	AVG							
Manhattan	11/04/2024		03:48	0-2	.000	0-2	.000	0-0	.000	0	0	0	0.0	0	0	0	0	0	0	0.0
Mount St. Mary's	11/08/2024		07:59	1-3	.333	1-3	.333	0-0	.000	0	0	0	0.0	1	0	0	0	0	3	1.5
Florida A&M	11/11/2024		11:06	1-4	.250	1-4	.250	0-0	.000	0	0	0	0.0	0	0	0	0	0	3	2.0
Marquette	11/15/2024		00:07	0-0	.000	0-0	.000	0-0	.000	0	0	0	0.0	0	0	0	0	0	0	1.5
Bucknell	11/27/2024		07:53	1-2	.500	1-2	.500	0-0	.000	0	0	0	0.0	0	0	0	0	0	3	1.8
Alcorn	12/01/2024		04:23	0-1	.000	0-1	.000	0-0	.000	0	0	0	0.0	0	0	0	0	0	0	1.5
Ohio St.	12/04/2024		02:06	0-0	.000	0-0	.000	0-0	.000	0	0	0	0.0	0	0	0	0	0	0	1.3
Totals		0	37:22	3-12	.250	3-12	.250	0-0	.000	0	0	0	0.0	1	0	0	0	0	9	1.3

Player Averages

Games Played	Minutes/ game	Points/ game	FG Pct	3FG Pct	FT Pct	Rebounds/ game	Assists/ game	Turnovers/ game	Assist/Turnover ratio	Steals/ game	Blocks/ game
7	5.3	1.3	25.0	25.0	0.0	0.0	0.0	0.0	0.0	0.0	0.0

SEASON/CAREER HIGHS

	2024-25 SEASON	CAREER HIGHS
POINTS	3, 3x, last vs. Bucknell (11/27/24)	23 vs. Wake Forest (11/20/22)
REBOUNDS	-	4 vs. Life Pacific (11/7/22)
FG MADE	1, 3x, last vs. Bucknell (11/27/24)	7 vs. Wake Forest (11/20/22)
FG ATT.	4 vs. Florida A&M (11/11/24)	12 vs. Life Pacific (11/7/22)
3 FG MADE	1, 3x, last vs. Bucknell (11/27/24)	7 vs. Wake Forest (11/20/22)
3 FG ATT.	4 vs. Florida A&M (11/11/24)	12 vs. Life Pacific (11/7/22)
FT MADE	-	4 vs. Bellarmine (11/25/22)
FT ATT.	-	5 vs. Bellarmine (11/25/22)
ASSISTS	-	2, 2x, last vs. Morgan State (11/23/22)
BLOCKS	-	-
STEALS	-	1, 2x, last vs. Bellarmine (11/25/22)
MINUTES	11 vs. Florida A&M (11/11/24)	23 vs. Wake Forest (11/20/22)

MISCELLANEOUS STATS

Category	Season	Career	Last Time
Double-Figure Scoring	-	7	12 vs. Pepperdine (1/28/23)
20-plus Points	-	1	23 vs. Wake Forest (11/20/22)
10-plus Rebounds	-	-	-
5-plus Rebounds	-	-	-
5-plus Assists	-	-	-
3-plus Steals	-	-	-

CAREER STATS

				Field Goals		3-Point		F-Throws		Rebounds									Scoring	
SEASON	TEAM	GP-GS	MIN/AVG	FG-FGA	FG%	3FG-3FGA	3FG%	FT-FTA	FT%	OFF	DEF	TOT	AVG	PF-FO	A	TO	BLK	STL	PTS	AVG
2022-23	LMU	28-4	483/17.3	52-145	.359	49-131	.374	14-19	.737	2	27	29	1.0	37-0	13	18	0	2	167	6.0
2024-25	MD	7-0	37/5.3	3-12	.250	3-12	.250	0-0	.000	0	0	0	0.0	1-0	0	0	0	0	9	1.3
TOTAL FOR MD		7-0	37/5.3	3-12	.250	3-12	.250	0-0	.000	0	0	0	0.0	1-0	0	0	0	0	9	1.3
TOTAL		35-4	520/14.9	55-157	.350	52-143	.364	14-19	.737	2	27	29	0.8	38-0	13	18	0	2	176	5.0



#22 JORDAN GERONIMO

FIFTH YEAR • FORWARD • 6-6 / 225 • NEWARK, NJ (ST. PAUL'S SCHOOL (N.H.) / INDIANA)
MAJOR: HUMAN DEVELOPMENT

📷 JORDANGERONIMO22 / 🐦 JORDANGERONIMO2



SCAN FOR FULL BIO

2024-25 GAME-BY-GAME

Opponent	Date	GS	MIN	Total	FG-FGA	PCT	3FG-3FGA	PCT	FT-FTA	PCT	OFF	DEF	TOT	AVG	PF	A	TO	BLK	STL	PTS	AVG
Manhattan	11/04/2024		11:45	1-2	.500		0-0	.000	0-0	.000	1	2	3	3.0	0	1	0	2	1	2	2.0
Mount St. Mary's	11/08/2024		16:03	1-3	.333		0-0	.000	0-0	.000	4	1	5	4.0	0	1	0	1	1	2	2.0
Florida A&M	11/11/2024		14:30	0-0	.000		0-0	.000	0-0	.000	0	1	1	3.0	1	0	2	0	0	0	1.3
Marquette	11/15/2024		05:54	0-0	.000		0-0	.000	0-0	.000	1	0	1	2.5	2	1	0	0	1	0	1.0
at Purdue	12/08/2024		01:17	0-0	.000		0-0	.000	0-0	.000	1	0	1	2.2	0	0	0	0	0	0	0.8
Saint Francis	12/17/2024		15:02	2-2	1.000		0-0	.000	3-4	.750	2	3	5	2.7	1	1	0	1	2	7	1.8
vs Syracuse	12/21/2024		09:45	2-5	.400		0-0	.000	0-0	.000	1	1	2	2.6	1	0	1	0	2	4	2.1
UMES	12/28/2024		09:35	4-5	.800		1-1	1.000	0-0	.000	1	1	2	2.5	1	0	0	0	0	9	3.0
at Washington	01/02/2025		21:18	5-6	.833		0-1	.000	0-0	.000	3	3	6	2.9	2	0	1	3	0	10	3.8
at Oregon	01/05/2025		00:37	0-0	.000		0-0	.000	0-0	.000	0	0	0	2.6	1	0	1	0	0	0	3.4
UCLA	01/10/2025		01:11	0-0	.000		0-0	.000	0-0	.000	0	0	0	2.4	0	0	0	0	0	0	3.1
Minnesota	01/13/2025		01:22	0-0	.000		0-0	.000	0-0	.000	0	0	0	2.2	0	0	0	0	1	0	2.8
at Northwestern	01/16/2025		02:27	0-0	.000		0-0	.000	0-0	.000	0	1	1	2.1	0	0	0	0	0	0	2.6
Nebraska	01/19/2025		11:10	1-2	.500		0-0	.000	0-2	.000	3	4	7	2.4	1	0	0	2	0	2	2.6
at Indiana	01/26/2025		05:26	0-0	.000		0-0	.000	0-0	.000	0	2	2	2.4	1	0	0	0	0	0	2.4
Totals		0	127:22	16-25	.640		1-2	.500	3-6	.500	17	19	36	2.4	11	4	5	9	8	36	2.4

Player Averages

Games Played	Minutes/game	Points/game	FG Pct	3FG Pct	FT Pct	Rebounds/game	Assists/game	Turnovers/game	Assist/Turnover ratio	Steals/game	Blocks/game
15	8.5	2.4	64.0	50.0	50.0	2.4	0.3	0.3	0.8	0.5	0.6

2024-25 SEASON:

- Had a rebound, a steal, and an assist against No. 15 Marquette (11/15).
- Scored two points, with one block, and one steal against Mount St. Mary's (11/8).
- Posted two points, two blocks, and one steal against Manhattan (11/4).

2023-24 SEASON:

- Played in 31 games with 26 starts averaging 5.4 points, 3.9 rebounds, and 0.7 steals per game ... Also had a total of 29 steals and 34 blocks
- Averaged 23.3 minutes per game and shot .433 from the floor including .174 from three-point range with a .661 in free throws
- Had first double-double of the season with 11 points and 11 rebounds in a win on the road against Rutgers (2/25).
- Scored in double figures for the fourth time this season with 12 points, seven rebounds, and three blocks against Northwestern (1/17).
- Had nine points with four boards and three blocks against Illinois (1/14).
- Scored in double figures for the third time during the season with 12 points and two blocks against Alcorn State (12/12).
- Scored four points to go along with four rebounds and two steals against Penn State (12/6).
- Scored in double figures for the second-straight game with 15 points and went a perfect 6-6 from the field against Rider (11/28).
- Scored in double figures for the first time as a Terp with 14 points and had six rebounds and three assists against South Alabama (11/25).

BEFORE COLLEGE:

- A 2020 graduate of St. Paul's School in Concord, N.H.
- Named that state's Gatorade Player of the Year.
- Ranked No. 90 by Rivals.com and No. 96 by 247Sports and ESPN.com.
- Has a 7-foot wingspan.
- Averaged 18.0 points, 9.0 rebounds, 2.0 assists, 2.0 steals and 2.0 blocks per game as a senior.
- Two-time Lakes Region League All-Star and was a 2020 All-New England Class A honoree.
- Averaged 14.2 points per game as a junior while shooting 52% on two-pointers and 38% from three-point range while adding 8.0 rebounds, 3.0 blocks, 2.0 assists and 2.0 steals per contest.
- Coached by Maxwell Gordon.
- Played AAU ball for Mass Rivals and coach Vin Pastore where they advanced to the Adidas Gauntlet finals.
- Averaged 9.1 points per game and shot 56% from the field and 36.4% from behind the 3-point line.

PERSONAL:

- Born December 5, 2001.
- Son of Jose and Dawn Geronimo.
- His mother Dawn (Royster) was a standout basketball player at North Carolina.

SEASON/CAREER HIGHS

	2024-25 SEASON	CAREER HIGHS
POINTS	10 at Washington (1/2/25)	15, 2x, last vs. Rider (11/28/23)
REBOUNDS	7 vs. Nebraska (1/19/25)	13 vs. Merrimack (12/12/21)
FG MADE	5 at Washington (1/2/25)	7 vs. Wyoming (3/15/22)
FG ATT.	6 at Washington (1/2/25)	11 vs. Wyoming (3/15/22)
3 FG MADE	1 vs. UMES (12/28/24)	2, 2x, last at Northwestern (1/17/24)
3 FG ATT.	1 vs. UMES (12/28/24)	4 vs. Wyoming (3/15/22)
FT MADE	3 vs. Saint Francis (12/17/24)	5, 2x, last at Rutgers (2/25/24)
FT ATT.	4 vs. Saint Francis (12/17/24)	8, 2x, last vs. Kennesaw State (12/23/22)
ASSISTS	1, 4x, last vs. Saint Francis (12/17/24)	3, 2x, last vs. South Alabama (11/25/23)
BLOCKS	3 at Washington (1/2/25)	5 vs. Miami (OH) (11/20/22)
STEALS	2, 2x, last vs. Syracuse (12/21/24)	3, 2x, last vs. Indiana (3/3/24)
MINUTES	21 at Washington (1/2/25)	36 vs. Penn State (12/6/23)

MISCELLANEOUS STATS

Category	Season	Career	Last Time
Double-Figure Scoring	1	15	10 at Washington (1/2/25)
20-plus Points	-	-	-
10-plus Rebounds	-	3	11 at Rutgers (2/25/24)
5-plus Rebounds	4	29	7 vs. Nebraska (1/19/25)
5-plus Assists	-	-	-
3-plus Steals	-	2	3 vs. Indiana (3/3/24)
Double-Doubles	1	3	11 pts, 11 reb at Rutgers (2/25/24)

CAREER STATS

				Field Goals		3-Point		F-Throws		Rebounds				Scoring						
SEASON	TEAM	GP-GS	MIN/AVG	FG-FGA	FG%	3FG-3FGA	3FG%	FT-FTA	FT%	OFF	DEF	TOT	AVG	PF-FO	A	TO	BLK	STL	PTS	AVG
2020-21	IND	21-0	168/8.0	19-37	.514	4-10	.400	5-18	.278	12	25	37	1.8	22-0	5	10	2	6	47	2.2
2021-22	IND	34-0	426/12.5	57-110	.518	9-29	.310	25-44	.568	42	79	121	3.6	49-0	9	31	24	9	148	4.4
2022-23	IND	27-6	335/12.4	46-84	.548	5-19	.263	16-26	.615	22	44	66	2.4	49-1	8	17	23	13	113	4.2
2023-24	MD	31-26	722/23.3	61-141	.433	8-46	.174	37-56	.661	54	67	121	3.9	85-3	17	35	34	29	167	5.4
2024-25	MD	15-0	127/8.5	16-25	.640	1-2	.500	3-6	.500	17	19	36	2.4	11-0	4	5	9	8	36	2.4
TOTAL FOR MD		46-26	850/18.5	77-166	.464	9-48	.188	40-62	.645	71	86	157	3.4	96-3	21	40	43	37	203	4.4
TOTAL		128-32	1779/13.9	199-397	.501	27-106	.255	86-150	.573	147	234	381	3.0	216-4	43	98	92	65	511	4.0

2024-25 STATISTICS



#25 DERIK QUEEN

FRESHMAN • CENTER • 6-10 / 245 • BALTIMORE, MD. / MONTVERDE ACADEMY (FLA.)
MAJOR: LETTERS & SCIENCES THEEDERIKQUEEN / DERIKQUEEN1



SCAN FOR FULL BIO

2024-25 SEASON:

- Named to the Kareem Abdul-Jabbar Center of the Year Watch List during the preseason.
- Named Big Ten Freshman of the Week on Nov. 25 (Canisius/Villanova) and Dec. 9 (Ohio State/Purdue) - first Terp since Jalen Smith (3x) to be named Big Ten Freshman of the Week.
- Along with his season-high 26 points, had 12 rebounds, two blocks, an assist, and a steal at No. 8 Purdue (12/8) - marked his 5th game scoring 20+ and his fourth double double.
- Posted 17 points and 11 rebounds alongside two steals against Ohio State (12/4).
- Had 20 points, nine rebounds, four assists, two blocks, and a steal against Alcorn State (12/1).
- Led a Maryland comeback with a double-double of 22 points and 11 rebounds in win over Villanova (11/24); Set his season-high record in assists with five.
- Tied for the team lead with 24 points while pulling down seven boards, adding three assists, and two blocks against No. 15 Marquette (11/15).
- Led the game in points and rebounds with 22 and 20, while also contributing two blocks and one steal in Maryland debut against Manhattan (11/4); Posted the first 20-point, 20-rebound game by a Maryland player since Joe Smith had 31 points and 21 rebounds against Texas in the NCAA Tournament in 1995; Became the second player in college basketball since 1996-97 to post a 20-20 game in his freshman debut.

BEFORE COLLEGE:

- Was a McDonald's All-American and consensus five-star recruit
- Named Co-MVP of the McDonald's All-America Game after scoring 23 points while adding eight rebounds, five assists, three steals, and two blocks
- Was the first Terp since Adrian Branch to earn MVP honors
- The second-highest rated recruit (No. 12 nationally) to sign with the Terps between five-stars Diamond Stone (No. 8, 2015) and Jalen Smith (No. 15, 2018)
- Played three seasons at Montverde Academy in Florida after spending his freshman year at St. Frances Academy in Baltimore
- Nationally, he ranked No. 10 overall by ESPN, No. 12 by 247Sports, and No. 15 by Rivals
- Led Montverde to a 33-0 record in 2023-24 where he led the Eagles with 16.4 points per game and 7.5 rebounds
- Named a MaxPreps Second Team All-American after leading Montverde to the Chipotle National Championship and earned All-Tournament honors
- As a freshman at St. Frances, was named the MaxPreps National Freshman of the Year, while as a junior in 2023 was selected to the MaxPreps Junior All-American Honorable Mention Team
- In addition to playing at Montverde, also played AAU basketball for Team Thrill which he led to the Under Armour Association U-17 spring championship in 2023

★ 2024-25 KAREEM ABDUL-JABBAR WATCH LIST

★ 2024-25 WOODEN AWARD TOP 25 WATCH LIST

2024-25 GAME-BY-GAME

Opponent	Date	GS	MIN	Total		3-Pointers		Free throws		Rebounds		PF	A	TO	BLK	STL	PTS	AVG			
				FG-FA	PCT	3FG-3FA	PCT	FT-FTA	PCT	OFF	DEF										
Manhattan	11/04/2024	*	26:46	9-16	.563	0-2	.000	4-5	.800	6	14	20	20.0	2	1	2	2	22	22.0		
Mount St. Mary's	11/08/2024	*	20:21	3-8	.375	0-2	.000	2-2	1.000	0	1	1	10.5	1	3	1	0	8	15.0		
Florida A&M	11/11/2024	*	16:40	4-6	.667	0-0	.000	3-5	.600	2	0	2	7.7	0	3	1	2	11	13.3		
Marquette	11/15/2024	*	35:33	9-13	.692	0-2	.000	6-8	.750	2	5	7	7.5	3	3	3	2	0	24	16.3	
Canisius	11/19/2024	*	17:49	4-6	.667	0-1	.000	2-2	1.000	1	5	6	7.2	1	1	1	0	0	10	15.0	
vs Villanova	11/24/2024	*	35:15	9-14	.643	0-1	.000	4-7	.571	6	5	11	7.8	2	5	4	1	0	22	16.2	
Bucknell	11/27/2024	*	25:19	6-10	.600	0-1	.000	3-5	.600	2	6	8	7.9	4	2	1	0	3	15	16.0	
Alcorn	12/01/2024	*	31:12	6-9	.667	0-0	.000	8-8	1.000	3	6	9	8.0	1	4	1	2	1	20	16.5	
Ohio St.	12/04/2024	*	31:41	6-10	.600	0-1	.000	5-6	.833	1	10	11	8.3	2	1	2	0	2	17	16.6	
at Purdue	12/08/2024	*	35:06	11-18	.611	2-5	.400	2-2	1.000	1	11	12	8.7	4	1	2	2	1	26	17.5	
Saint Francis	12/17/2024	*	22:19	6-9	.667	0-1	.000	3-4	.750	1	4	5	8.4	0	0	0	1	1	15	17.3	
vs Syracuse	12/21/2024	*	24:48	5-12	.417	0-0	.000	1-1	1.000	3	5	8	8.3	0	3	1	2	1	16	17.8	
UMES	12/28/2024	*	25:20	6-11	.545	0-0	.000	6-7	.857	3	11	14	8.8	2	1	6	0	2	18	16.8	
at Washington	01/02/2025	*	17:38	1-7	.143	0-0	.000	2-5	.400	0	1	1	8.2	4	0	2	1	1	4	15.9	
at Oregon	01/05/2025	*	33:39	6-13	.462	0-2	.000	5-7	.714	2	3	5	8.0	2	2	2	2	2	17	16.0	
UCLA	01/10/2025	*	32:12	3-7	.429	0-1	.000	2-3	.667	1	4	5	7.8	3	1	5	0	0	8	15.5	
Minnesota	01/13/2025	*	36:12	10-15	.667	0-1	.000	7-8	.875	2	5	7	7.8	2	2	3	1	1	27	16.2	
at Northwestern	01/16/2025	*	33:02	4-9	.444	0-0	.000	1-1	1.000	5	9	14	8.1	4	1	5	1	0	9	15.8	
Nebraska	01/19/2025	*	26:40	0-4	.000	0-0	.000	3-4	.750	2	5	7	8.1	1	2	3	0	0	3	15.1	
at Illinois	01/23/2025	*	33:56	10-13	.769	0-1	.000	5-7	.714	1	5	6	8.0	2	4	3	0	3	25	15.6	
at Indiana	01/26/2025	*	34:48	3-8	.375	0-1	.000	1-2	.500	2	9	11	8.1	3	3	1	2	1	7	15.2	
Totals			21	596:16	121-218	.555	2-22	.091	75-99	.758	46	124	170	8.1	43	43	51	20	25	319	15.2

Player Averages

Games Played	Minutes/game	Points/game	FG Pct	3FG Pct	FT Pct	Rebounds/game	Assists/game	Turnovers/game	Assist/Turnover ratio	Steals/game	Blocks/game
21	28.4	15.2	55.5	9.1	75.8	8.1	2.0	2.4	0.8	1.2	1.0

SEASON/CAREER HIGHS

	2024-25 SEASON	CAREER HIGHS
POINTS	27 vs. Minnesota (1/13/25)	Same
REBOUNDS	20 vs. Manhattan (11/4/24)	Same
FG MADE	11 at #8 Purdue (12/8/24)	Same
FG ATT.	18 at #8 Purdue (12/8/24)	Same
3 FG MADE	2 at #8 Purdue (12/8/24)	Same
3 FG ATT.	5 at #8 Purdue (12/8/24)	Same
FT MADE	8 vs. Alcorn State (12/1/24)	Same
FT ATT.	8, 3x, last vs. Minnesota (1/13/25)	Same
ASSISTS	5 vs. Villanova (11/24/24)	Same
BLOCKS	2, 6x, last at #9 Oregon (1/5/25)	Same
STEALS	3, 2x, last at #17 Illinois (1/23/25)	Same
MINUTES	36, 2x, last vs. Minnesota (1/13/25)	Same

MISCELLANEOUS STATS

Category	Season	Career	Last Time
Double-Figure Scoring	15	15	25 at #17 Illinois (1/23/25)
20-plus Points	7	7	25 at #17 Illinois (1/23/25)
10-plus Rebounds	7	7	11 at Indiana (1/26/25)
5-plus Rebounds	18	18	11 at Indiana (1/26/25)
5-plus Assists	1	1	5 vs. Villanova (11/24/24)
3-plus Steals	2	2	3 at #17 Illinois (1/23/25)
Double-Doubles	5	5	18 pts, 14 reb vs. UMES (12/28/24)

CAREER STATS

SEASON	TEAM	GP-GS	MIN/AVG	Field Goals		3-Point		F-Throws		Rebounds				Scoring						
				FG-FGA	FG%	3FG-3FGA	3FG%	FT-FTA	FT%	OFF	DEF	TOT	AVG	PF-FO	A	TO	BLK	STL	PTS	AVG
2024-25	MD	21-21	596/28.4	121-218	.555	2-22	.091	75-99	.758	46	124	170	8.1	43-0	43	51	20	25	319	15.2
TOTAL		21-21	596/28.4	121-218	.555	2-22	.091	75-99	.758	46	124	170	8.1	43-0	43	51	20	25	319	15.2



#30 LUKAS SOTELL

SOPHOMORE • GUARD • 6-3 / 170 • STAMFORD, CONN. (STAMFORD HS / MONTVERDE ACADEMY (FLA.))
MAJOR: ECONOMICS LUKASSOTELL / LUKASSOTELL SO-TELL



2024-25 SEASON:

- Grabbed one rebound in games against Canisius (11/19) & Bucknell (11/27).
- Pulled down a rebound in season-opener against Manhattan (11/4).

2023-24 SEASON:

- Played in 4 games averaging 0.5 points
- Came off the bench and made Maryland debut against UMBC (11/21).
- Scored first points as a Terrapin with two points and grabbed a rebound against Rider (11/28).
- Made third appearance for the Terps off the bench against Alcorn State (12/12).

NOTABLES:

- Walk-on who joined the Terps in the summer of 2023
- Was a Third Team All-State selection
- Earned All-FCIAC and Scholar-Athlete of the Year honors
- Averaged 15 points, seven assists, and four rebounds during prep career
- Also played baseball
- Son of Chris and Anna

Opponent	Date	GS	MIN	Total		3-Pointers		Free throws		Rebounds				PF / A TO BLK STL PTS AVG						
				FG-FGA	PCT	3FG-3FGA	PCT	FT-FTA	PCT	OFF	DEF	TOT	AVG	PF	A	TO	BLK	STL	PTS	AVG
Manhattan	11/04/2024		00:54	0-1	.000	0-0	.000	0-0	.000	0	1	1	1.0	0	0	0	0	0	0	0.0
Mount St. Mary's	11/08/2024		01:05	0-0	.000	0-0	.000	0-0	.000	0	0	0	0.5	1	0	0	0	0	0	0.0
Florida A&M	11/11/2024		01:25	0-0	.000	0-0	.000	0-0	.000	0	0	0	0.3	1	0	0	0	0	0	0.0
Canisius	11/19/2024		01:46	0-0	.000	0-0	.000	0-0	.000	0	1	1	0.5	0	0	0	0	0	0	0.0
Bucknell	11/27/2024		01:57	0-1	.000	0-0	.000	0-0	.000	0	1	1	0.6	0	0	0	0	0	0	0.0
Alcorn	12/01/2024		01:41	0-0	.000	0-0	.000	0-0	.000	0	0	0	0.5	0	0	0	0	0	0	0.0
Ohio St.	12/04/2024		00:31	0-0	.000	0-0	.000	0-0	.000	0	0	0	0.4	0	0	0	0	0	0	0.0
Saint Francis	12/17/2024		02:23	1-1	1.000	0-0	.000	0-0	.000	0	0	0	0.4	1	0	0	0	0	2	0.3
Totals		0	11:42	1-3	.333	0-0	.000	0-0	.000	0	3	3	0.4	3	0	0	0	0	2	0.3

Player Averages

Games Played	Minutes/ game	Points/ game	FG Pct	3FG Pct	FT Pct	Rebounds/ game	Assists/ game	Turnovers/ game	Assist/Turnover ratio	Steals/ game	Blocks/ game
8	1.5	0.3	33.3	0.0	0.0	0.4	0.0	0.0	0.0	0.0	0.0

SEASON/CAREER HIGHS

	2024-25 SEASON	CAREER HIGHS
POINTS	2 vs. Saint Francis (12/17/24)	2, 2x, last vs. Saint Francis (12/17/24)
REBOUNDS	1, 3x, last vs. Bucknell (11/27/24)	1, 4x, last vs. Bucknell (11/27/24)
FG MADE	1 vs. Saint Francis (12/17/24)	1, 2x, last vs. Saint Francis (12/17/24)
FG ATT.	1, 3x, last vs. Saint Francis (12/17/24)	1, 4x, last vs. Saint Francis (12/17/24)
3 FG MADE	-	-
3 FG ATT.	-	-
FT MADE	-	-
FT ATT.	-	-
ASSISTS	-	-
BLOCKS	-	-
STEALS	-	-
MINUTES	2, 4x, last vs. Saint Francis (12/17/24)	2, 6x, last vs. Saint Francis (12/17/24)

MISCELLANEOUS STATS

Category	Season	Career	Last Time
Double-Figure Scoring	-	-	-
20-plus Points	-	-	-
10-plus Rebounds	-	-	-
5-plus Rebounds	-	-	-
5-plus Assists	-	-	-
3-plus Steals	-	-	-
Double-Doubles	-	-	-

CAREER STATS

				Field Goals		3-Point		F-Throws		Rebounds									Scoring	
SEASON	TEAM	GP-GS	MIN/AVG	FG-FGA	FG%	3FG-3FGA	3FG%	FT-FTA	FT%	OFF	DEF	TOT	AVG	PF-FO	A	TO	BLK	STL	PTS	AVG
2023-24	MD	4-0	6/1.5	1-1	1.000	0-0	.000	0-0	.000	0	1	1	0.3	2-0	0	0	0	0	2	0.5
2024-25	MD	8-0	12/1.5	1-3	.333	0-0	.000	0-0	.000	0	3	3	0.4	3-0	0	0	0	0	2	0.3
TOTAL		12-0	18/1.5	2-4	.500	0-0	.000	0-0	.000	0	4	4	0.3	5-0	0	0	0	0	4	0.3



#40 BEN MURPHY

SENIOR • GUARD • 6-1 / 193 • REISTERSTOWN, MD. (FRANKLIN HS / HOWARD COMMUNITY COLLEGE)
MAJOR: ECONOMICS

📷 BENWMURPHY / 🐦 BEN10MURPHY



SCAN FOR FULL BIO

2024-25 SEASON:

- Racked up two steals against Alcorn State (12/1).
- Scored three points on his first career three pointer in win against Canisius (11/19).
- Pulled down a rebound against Mount St. Mary's (11/8).

2023-24 SEASON:

- Played in four games averaging 1.0 points, 0.3 rebounds, and 0.25 steals per game
- Also had 1 assist
- Averaged nine minutes per game and shot .200 from the floor
- Scored two points and picked up a steal off the bench against Alcorn State (12/12)
- Made second career appearance for Maryland and had an assist against Rider (11/28)
- Made Terrapins debut and scored two points against UMBC (11/23)

NOTABLES:

- Walk-on who joined the program in summer 2023
- Played at Howard Community College before transferring to Maryland
- Averaged nine points, five rebounds, four assists, and two steals at Howard CC
- Was a two-time All-County selection in high school
- Averaged 16 points, eight rebounds, three assists, and three steals during his prep career
- Son of Mona Gorman and Ronnie Murphy
- Has two siblings: Cara Murphy and Amanda Murphy
- Father, Ronnie, played basketball at Jacksonville University and was later drafted to the Portland Trailblazers
- Sister, Amanda, competed for the track and field program at the University of South Carolina

2024-25 GAME-BY-GAME

Opponent	Date	GS	MIN	Total		3-Pointers		Free throws		Rebounds		PF		TO		BLK		STL		PTS	
				FG-FGA	PCT	3FG-3FGA	PCT	FT-FTA	PCT	OFF	DEF	TOT	AVG	A	TO	BLK	STL	PTS	AVG		
Manhattan	11/04/2024		01:40	0-1	.000	0-0	.000	0-0	.000	0	0	0	0.0	0	0	0	0	0	0	0.0	
Mount St. Mary's	11/08/2024		01:05	0-1	.000	0-0	.000	0-0	.000	0	1	1	0.5	0	0	0	0	0	0	0.0	
Florida A&M	11/11/2024		01:25	0-0	.000	0-0	.000	0-0	.000	0	1	1	0.7	0	0	0	0	0	0	0.0	
Canisius	11/19/2024		03:33	1-1	1.000	1-1	1.000	0-0	.000	0	1	1	0.8	0	0	0	0	0	3	0.8	
Bucknell	11/27/2024		02:16	0-0	.000	0-0	.000	2-4	.500	1	0	1	0.8	1	0	0	0	0	2	1.0	
Alcorn	12/01/2024		03:03	0-0	.000	0-0	.000	0-0	.000	0	0	0	0.7	1	0	1	0	2	0	0.8	
Ohio St.	12/04/2024		00:31	0-0	.000	0-0	.000	0-0	.000	0	0	0	0.6	0	0	0	0	0	0	0.7	
Saint Francis	12/17/2024		04:31	0-0	.000	0-0	.000	2-2	1.000	0	0	0	0.5	0	2	0	0	0	2	0.9	
Totals			0 18:04	1-3	.333	1-1	1.000	4-6	.667	1	3	4	0.5	2	2	1	0	2	7	0.9	

Player Averages

Games Played	Minutes/ game	Points/ game	FG Pct	3FG Pct	FT Pct	Rebounds/ game	Assists/ game	Turnovers/ game	Assist/Turnover ratio	Steals/ game	Blocks/ game
8	2.3	0.9	33.3	100.0	66.7	0.5	0.3	0.1	2.0	0.3	0.0

SEASON/CAREER HIGHS

	2024-25 SEASON	CAREER HIGHS
POINTS	3 vs. Canisius (11/19/24)	3 vs. Canisius (11/19/24)
REBOUNDS	1, 4x, last vs. Bucknell (11/27/24)	1, 5x, last vs. Bucknell (11/27/24)
FG MADE	1 vs. Canisius (11/19/24)	1, 2x, last vs. Canisius (11/19/24)
FG ATT.	1, 3x, last vs. Canisius (11/19/24)	2 vs. Coppin St. (12/28/23)
3 FG MADE	1 vs. Canisius (11/19/24)	1 vs. Canisius (11/19/24)
3 FG ATT.	1 vs. Canisius (11/19/24)	1, 3x, last vs. Canisius (11/19/24)
FT MADE	2, 2x, last vs. Saint Francis (12/17/24)	2, 3x, last vs. Saint Francis (12/17/24)
FT ATT.	4 vs. Bucknell (11/27/24)	4 vs. Bucknell (11/27/24)
ASSISTS	2 vs. Saint Francis (12/17/24)	2 vs. Saint Francis (12/17/24)
BLOCKS	-	-
STEALS	2 vs. Alcorn State (12/1/24)	2 vs. Alcorn State (12/1/24)
MINUTES	5 vs. Saint Francis (12/17/24)	5 vs. Saint Francis (12/17/24)

MISCELLANEOUS STATS

Category	Season	Career	Last Time
Double-Figure Scoring	-	-	-
20-plus Points	-	-	-
10-plus Rebounds	-	-	-
5-plus Rebounds	-	-	-
5-plus Assists	-	-	-
3-plus Steals	-	-	-
Double-Doubles	-	-	-

CAREER STATS

				Field Goals		3-Point		F-Throws		Rebounds									Scoring	
SEASON	TEAM	GP-GS	MIN/AVG	FG-FGA	FG%	3FG-3FGA	3FG%	FT-FTA	FT%	OFF	DEF	TOT	AVG	PF-FO	A	TO	BLK	STL	PTS	AVG
2023-24	MD	4-0	9/2.2	1-5	.200	0-2	.000	2-2	1.000	1	0	1	0.3	0-0	1	0	0	1	4	1.0
2024-25	MD	8-0	18/2.3	1-3	.333	1-1	1.000	4-6	.667	1	3	4	0.5	2-0	2	1	0	2	7	0.9
TOTAL		12-0	27/2.3	2-8	.250	1-3	.333	6-8	.750	2	3	5	0.4	2-0	3	1	0	3	11	0.9

CAREER RECORDS

1000-POINT SCORERS

1. 2269	Juan Dixon (141 games)	1998-02
2. 2171	Greivis Vasquez (136 games)	2006-10
3. 2149	Len Bias (131 games)	1982-86
4. 2058	Albert King (118 games)	1977-81
5. 2017	Adrian Branch (123 games)	1981-85
28. 1354	Tony Massenburg (112 games)	1985-86, 87-90
29. 1315	Evers Burns (113 games)	1989-93
30. 1300	Jay McMillen (75 games)	1964-67
31. 1297	Julian Reese (119 games)	2021-pr.

CAREER SCORING AVERAGE

Minimum 2 seasons, 1,000 points, 16.0 ppg

1. 20.5	Tom McMillen (88 games)	1971-74
2. 20.2	Joe Smith (64 games)	1993-95
3. 18.7	Gene Shue (74 games)	1951-54
4. 18.3	John Lucas (110 games)	1972-76
5. 18.0	Jahmir Young (67 games)	2022-24
18.0	Will Hetzel (76 games)	1967-70

CAREER FIELD GOAL PERCENTAGE

Minimum 2 seasons, 250 FG

1. .615	Buck Williams (446-725)	1978-81
2. .595	Bruno Fernando (291-489)	2018-19
3. .589	Ben Coleman (376-638)	1982-84
4. .583	Greg Manning (623-1068)	1977-81
5. .582	Lee Brawley (428-736)	1948-52
6. .576	Lawrence Boston (438-760)	1975-78
7. .561	Julian Reese (491-876)	2021-pr.

CAREER 3-POINT FG MADE

1. 239	Juan Dixon (141 games)	1998-02
2. 230	Greivis Vasquez (136 games)	2006-10
3. 223	Eric Ayala (125 games)	2018-22
4. 211	Donta Scott (162 games)	2019-24
5. 206	Anthony Cowan Jr. (130 games)	2016-20

CAREER REBOUND LEADERS

Minimum 500

1. 1053	Len Elmore (86 games)	1971-74
2. 998	Lonny Baxter (138 games)	1998-02
3. 948	Derrick Lewis (127 games)	1984-88
4. 928	Buck Williams (85 games)	1978-81
5. 925	Terence Morris (319a-606d)	1997-01
6. 916	Keith Booth (126)	1993-97
7. 895	Larry Gibson (101 games)	1975-79
8. 883	Julian Reese (119 games)	2021-pr.

CAREER ASSISTS

1. 972	Steve Blake	1999-03
2. 772	Greivis Vasquez	2006-10
3. 649	Keith Gatlin	1983-86, 87-88
4. 590	Terrell Stokes	1995-99
5. 584	Anthony Cowan Jr.	2016-20

CAREER STEALS

1. 344	Johnny Rhodes	1992-96
2. 333	Juan Dixon	1998-02
3. 252	Laron Profit	1995-99
4. 234	Steve Blake	1999-03
5. 202	D.J. Strawberry	2003-07

CAREER BLOCKED SHOTS

1. 339	Derrick Lewis	1984-88
2. 256	Terence Morris	1997-01
3. 239	Cedric Lewis	1987-91
4. 231	James Gist	2004-08
7. 190	Joe Smith	1993-95
8. 157	Julian Reese	2021-pr.

SEASON RECORDS

500-POINT SEASONS

1. 776	Walt Williams (29 games)	1991-92
2. 743	Len Bias (32 games)	1985-86
3. 735	Juan Dixon (36 games)	2001-02
4. 708	Joe Smith (34 games)	1994-95
5. 701	Len Bias (37 games)	1984-85

SEASON SCORING AVERAGE

1. 26.8	Walt Williams (29 games)	1991-92
2. 23.3	Will Hetzel (26 games)	1968-69
3. 23.2	Len Bias (32 games)	1985-86
4. 22.1	Gene Shue (23 games)	1952-53
5. 21.8	Gene Shue (30 games)	1953-54

SEASON FIELD GOAL PERCENTAGE

Minimum 100 FGs

1. .647	Buck Williams (183-283)	1980-81
2. .643	Greg Manning (196-305)	1979-80
3. .632	Julian Reese (158-250)	2022-23
4. .631	Johnny Rhodes (197-312)	1995-96
5. .611	Charles Pittman (102-167)	1981-82

SEASON 3-POINT FG MADE

1. 92	Juan Dixon (36 games)	2001-02
2. 91	Terrell Stoglin (32 games)	2011-12
3. 89	Walt Williams (29 games)	1991-92
4. 81	Mike Jones (34 games)	2006-07
5. 73	Kevin Huerter (32 games)	2017-18
73	Drew Nicholas (31 games)	2002-03

SINGLE-SEASON REBOUNDS

1. 412	Len Elmore (28 games)	1973-74
2. 388	Jordan Williams (33 games)	2010-11
3. 363	Buck Williams (31 games)	1980-81
4. 362	Joe Smith (34 games)	1994-95
362	Bruno Fernando (34 games)	2018-19

SEASON ASSISTS

Available since 1969-70

1. 286	Steve Blake	2001-02
2. 248	Steve Blake	2000-01
3. 231	Greivis Vasquez	2007-08
4. 221	Steve Blake	2002-03
221	Keith Gatlin	1984-85

50-STEAL SEASONS

Available since 1977-78; Minimum 50

1. 110	Johnny Rhodes	1995-96
2. 96	Juan Dixon	1999-00
3. 95	Steve Francis	1998-99
95	Juan Dixon	2000-01
5. 92	Juan Dixon	2001-02

SEASON BLOCKED SHOTS

Available since 1977-78

1. 143	Cedric Lewis	1990-91
2. 114	Derrick Lewis	1986-87
3. 99	Derrick Lewis	1984-85
4. 97	Joe Smith	1994-95
5. 93	Joe Smith	1993-94

GAME RECORDS

40-POINT GAMES

1. 44	Ernest Graham vs. NC State (12/20/78)
2. 43	Al Bunge vs. Yale (1/4/60)
3. 41	Greivis Vasquez at Virginia Tech (2/27/10 - 2ot)
	Len Bias at Duke (1/25/86)
	Gene Shue vs. Washington & Lee (2/12/53)

20-REBOUND GAMES

1. 26	Len Elmore at Wake Forest (2/27/74)
2. 24	Len Elmore vs. Kent State (1/2/73)
	Will Hetzel vs. West Virginia (12/4/68)
4. 23	Derrick Lewis at James Madison (1/28/87)
5. 22	Buck Williams vs. Louisville (12/13/80)
	Buck Williams at UNLV (12/4/78)
	Al Bunge vs. Georgetown (2/26/58)
	Bob Kessler vs. Georgetown (2/25/56)
6. 21	Joe Smith vs. Texas (3/18/95)
7. 20	Derek Queen vs. Manhattan (11/4/24)

SINGLE-GAME ASSISTS

1. 15	Greivis Vasquez vs. NC State (2/9/08)
15	Terrell Stokes vs. Western Carolina (11/14/98)
3. 14	Steve Blake vs. North Carolina (1/9/02)
14	Terrell Stokes vs. Towson State (11/30/96)
5. 13	Many times (last: Pe'Shon Howard vs. LIU Brooklyn (11/16/12))

SINGLE-GAME BLOCKED SHOTS

1. 12	Cedric Lewis at South Florida (1/20/91)
	Derrick Lewis at James Madison (1/28/87)
3. 10	Derrick Lewis vs. UMES (2/27/87)
	Derrick Lewis vs. UMBC (2/18/87)
	Derrick Lewis vs. Towson State (2/21/85)
	Derrick Lewis vs. Tennessee (11/24/84)

SINGLE-GAME STEALS

1. 9	Johnny Rhodes at North Carolina (2/7/96)
9	Johnny Rhodes vs. American (12/23/95)
3. 8	Juan Dixon vs. Florida State (1/26/02)
8	Juan Dixon vs. North Carolina (1/9/02)
8	Juan Dixon vs. Georgia Tech (1/6/01)
8	Terrell Stokes vs. S.C. State (12/27/98)

SINGLE-GAME FREE THROWS MADE

19	Diamond Stone vs. Penn State (12/30/15)
----	-----------------------------------------

CONSECUTIVE FT IN SINGLE GAME

15	Albert King vs. Boston University (2/11/80)
----	---------------------------------------------

CONSECUTIVE FT OVER MULTIPLE GAMES

40	Juan Dixon	2000-01
39	Jahmir Young	2023-24

SINGLE-GAME 3-POINT FG MADE

9	Mike Jones vs. Missouri-Kansas City (12/13/06)
---	------------------------------------------------

SINGLE-GAME FIELD GOALS

18	Ernest Graham vs. NC State (12/20/78)
----	---------------------------------------

CONSECUTIVE FIELD GOALS IN SINGLE GAME

10	Ryan Randle vs. Wagner (1/4/03)
	Lonny Baxter vs. North Texas (12/23/98)
	Keith Gatlin vs. Clemson (2/17/85)
	Barry Yates vs. Miami (12/29/70)

CONSECUTIVE FIELD GOALS OVER MULTIPLE GAMES

16	Ryan Randle, three games in 2003 season, also a then-ACC Record
----	-----------------------------------------------------------------

SCORING

A Player Scored 40 Points: Greivis Vasquez (41) at Virginia Tech, 2/27/2010.

A Player Scored 35 Points: Jahmir Young (36) at Northwestern, 1/17/2024.

A Player Scored 30 Points: Jahmir Young (31) at Michigan State, 2/3/2024.

A Player Scored 20 Points in a Half: Rodney Rice (26, 1st), vs. Mount St. Mary's, 11/8/24.

A Player Scored At Least 30 Points in Back-to-Back Games: Nik Caner-Medley, 33 at Georgia Tech, 1/25/2006 and 30 at Temple, 1/28/2006.

Two Players Scored 30 points in the Same Game: Never

Two Players Scored 20 points in the Same Game: *Julian Reese (27) and Derik Queen (25) at No. 17 Illinois, 1/23/2025.*

A Player Scored 20+ Points in 4 Consecutive Games: Jahmir Young (Dec. 19, 2023 - Jan. 7, 2024 & Feb. 10, 2024 - Feb. 20, 2024)

Same Two Players Scored 20 points in Back-to-Back Games: Lonny Baxter (32) and Juan Dixon (26) vs. Norfolk State, 3/23/2000; Lonny Baxter (21) and Juan Dixon (24) vs. Chicago State, 3/27/2000.

Three Players Scored 20 Points in the Same Game: Julian Reese (24), Hakim Hart (22), Jahmir Young (21) vs. Coppin State, 11/25/22.

Five Players Scored in Double Figures in a Game: *Selton Miguel (24), Rodney Rice (16), Derik Queen (15), Ja'Kobi Gillespie (11), Julian Reese (11) vs. Saint Francis, 12/17/2024.*

Six Players Scored in Double Figures in a Game: *(7 total) Julian Reese (20), Selton Miguel (15), Rodney Rice (13), Jay Young (12), Ja'Kobi Gillespie (10), Malachi Palmer (10), Derik Queen (10) vs. Canisius, 11/19/2024.*

Seven Players Scored in Double Figures in a Game: *Julian Reese (20), Selton Miguel (15), Rodney Rice (13), Jay Young (12), Ja'Kobi Gillespie (10), Malachi Palmer (10), Derik Queen (10) vs. Canisius, 11/19/2024.*

Eight Players Scored in Double Figures in a Game: Joe Smith (25), Johnny Rhodes (19), Sarunas Jasikevicius (18), Exree Hipp (16), Wayne Bristol (12), Keith Booth (11), Mario Lucas (10), Duane Simpkins (10) vs. Morgan State, 12/23/1994.

A Player had 20 points and 20 Rebounds in the Same Game: *Derik Queen (22 pts, 20 rebs) vs. Manhattan, 11/4/24; Joe Smith (31 pts, 21 rebs) vs. Texas, NCAA Second Round, 3/18/95. (Also had 7 blocks).*

REBOUNDS

A Player Had 15 Rebounds: *Julian Reese (17) at No. 17 Illinois, 1/23/25.*

A Player Had 16 Rebounds: *Julian Reese (17) at No. 17 Illinois, 1/23/25.*

A Player Had 17 Rebounds: *Julian Reese (17) at No. 17 Illinois, 1/23/25.*

A Player Had 18 Rebounds: *Derik Queen (20) vs. Manhattan, 11/4/24.*

A Player Had 19 Rebounds: *Derik Queen (20) vs. Manhattan, 11/4/24.*

A Player Had 20 Rebounds: *Derik Queen (20) vs. Manhattan, 11/4/24.*

A Player Had 25 Rebounds: Len Elmore (26) at Wake Forest, 2/27/1974.

A Guard Had 10 Rebounds: Jahmir Young (11) vs. No. 24 Ohio State, 1/8/2023.

Two Players Had Double-Figure Rebounds in the Same Game: *Derik Queen (11) and Julian Reese (10) at Indiana, 1/26/2025.*

Three Players Had Double-Figure Rebounds in the Same Game: Laron Profit (12), Keith Booth (11), Obinna Ekezie (10) vs. Chicago State, 12/2/1996.

DOUBLE-DOUBLES/TRIPLE-DOUBLES

A Player Had a Double/Double in Points and Rebounds: *Julian Reese (14 pts, 10 reb) at Indiana, 1/26/25.*

A Guard Had a Double/Double in Points and Rebounds: Jahmir Young (16 pts, 12 reb) vs. Rutgers, 2/6/24.

A Player Had a Double/Double in Points and Assists: *Ja'Kobi Gillespie (17 points, 11 assists) vs. Syracuse, 12/21/24.*

Two Players Had Double/Doubles in Points and Rebounds in the Same Game: *Julian Reese (23 pts, 11 reb) and Derik Queen (18 pts, 14 reb) vs. UMES, 12/28/24.*

Three Players Had Double/Doubles in the Same Game: Jalen Smith (16 pts, 13 rebs), Donta Scott (10 pts, 10 rebs) and Anthony Cowan Jr. (13 pts, 10 asts) vs. Nebraska, 2/11/2020.

A Player Had A Double/Double In The First Half: *Julian Reese (14 points, 10 reb) vs. Canisius (11/19/24 - Finished with 20 points, 12 rebounds*

A Player Had Back-to-Back Double/Doubles: *Julian Reese (2), 1/23/25 - 1/26/25.*

A Player Had 3 Double/Doubles in a Row: *Julian Reese (3), 12/17/24 - 12/28/24.*

A Player Had 4 Double/Doubles in a Row: Julian Reese (4), 2/19/23 - 2/26/23; Julian Reese (4), 2/6/24-2/17/24.

A Player Had 5 Double/Doubles in a Row: Jalen Smith (9), 1/18/20 - 2/18/20.

A Player Had 6 Double/Doubles in a Row: Jalen Smith (9), 1/18/20 - 2/18/20.

A Player Had 7 Double /Doubles in a Row: Jalen Smith (9), 1/18/20 - 2/18/20.

A Player Had 8 Double /Doubles in a Row: Jalen Smith (9), 1/18/20 - 2/18/20.

A Player Had 9 Double /Doubles in a Row: Jalen Smith (9), 1/18/20 - 2/18/20.

ALL-TIME TRIPLE/DOUBLES:

Greivis Vasquez vs. North Carolina (35 points, 11 rebounds, 10 assists), 2/21/2009

Derrick Lewis vs. UMBC (32 points, 10 rebounds, 10 blocked shots), 2/17/1987

Derrick Lewis vs. James Madison (29 points, 23 rebounds, 12 blocked shots), 1/28/1987

ASSISTS

A Player Had 10 Assists in a Game: *Ja'Kobi Gillespie (11) vs. Syracuse, 12/21/2024.*

A Player Had 11 Assists in a Game: *Ja'Kobi Gillespie (11) vs. Syracuse, 12/21/2024.*

A Player Had 12 Assists in a Game: Melo Trimble (12) at North Carolina, 12/1/2015.

A Player Had 13 Assists in a Game: Pe'Shon Howard (13) vs. LIU Brooklyn, 11/16/2012.

A Player Had 14 Assists in a Game: Greivis Vasquez (15) vs. NC State, 2/9/2008.

A Player Had 15 Assists in a Game: Greivis Vasquez (15) vs. NC State, 2/9/2008.

BLOCKS

A Player Had 5 Blocks in a Game: *Tafara Gapare (6) vs. Alcorn State (12/1/2024).*

A Player Had 6 Blocks in a Game: *Tafara Gapare (6) vs. Alcorn State (12/1/2024).*

A Player Had 7 Blocks in a Game: Diamond Stone (8) at Nebraska (2/3/2016).

A Player Had 8 Blocks in a Game: Diamond Stone (8) at Nebraska (2/3/2016).

A Player Had 10 Blocks in a Game: Derrick Lewis (10) vs. UMES, 2/27/1987.

A Player Had 12 Blocks in a Game: Cedric Lewis (12) vs. South Florida, 1/20/1991.

STEALS

A Player Had 5 Steals in a Game: Ian Martinez (5) vs. Niagara, 11/7/2022.

A Player Had 6 Steals in a Game: Jahmir Young (6) vs. Nebraska, 1/28/2023.

A Player Had 7 Steals in a Game: Chris McCray (7) vs. Wagner, 1/4/2003.

A Player Had 8 Steals in a Game: Juan Dixon (8) vs. Florida State, 1/26/2002.

A Player Had 9 Steals in a Game: Johnny Rhodes (9) at North Carolina, 2/7/1996.

MISCELLANEOUS

A Player Topped the Team in Scoring, Rebounding and Assists for a Game: *Derik Queen (22 points, 11 rebounds, 5 assists vs Villanova, 11/24/24).*

A Player Hit a Shot with <5 seconds left to Win a Game: Jahmir Young with a driving lay-up at Iowa with 1.5 seconds remaining (8 pts in last 90 seconds), 1/24/24.

A Player Hit Last-Second Free Throws to Win a Game: Ian Martinez vs. Hofstra (11/19/21) hit two free throws with 4 seconds remaining to clinch a 69-67 win

An Opposing Player Hit a Last-Second Shot to Win a Game: Malik Hall (MSU) hit a gamewinning lay-up with 2 seconds left for a 65-63 win, 2/1/2022.

Player Played Every Minute of a Game: Jahmir Young vs. #10 Illinois (1/14/24)

Three True Freshmen Started A Game: Eric Ayala, Aaron Wiggins and Jalen Smith, 11/9/18 vs. Navy

THE LAST TIME (CONT.)

TEAM

Maryland Ranked No. 1 in AP Top-25: Never.

Maryland Ranked No. 1 in Coaches Top-25: April 2, 2002

Maryland Defeated A No. 1-Ranked Opponent: 2/16/2013 at Comcast Center - Maryland 83, [2/1] Duke 81.

Maryland Defeated A Top-5 Ranked Opponent: 2/16/23 at XFINITY Center - Maryland 68, #3 Purdue 54

Maryland Defeated Back-to-Back Ranked Opponents at Home: 1/2/19 at XFINITY Center - Maryland 74, #24 Nebraska 72 and 1/11/19 at XFINITY Center - Maryland 78, #22 IU 75

Last Overtime Game: 2/10/24 - Ohio State 79, Maryland 75 (2OT)

Last Overtime Victory at Home: 12/6/23 - Maryland 81, Penn State 75 (OT)

Last Overtime Victory on the Road: 1/12/22 - Maryland 94, Northwestern 87 (2OT)

Maryland Scored 100 Points or more: 12/17/24 - **Maryland 111, Saint Francis 57**

Maryland Opened A Game With A 15-0 Run: 11/11/24 - **Florida A&M**

Maryland Opened A Game With A 16-0 Run: 1/3/12 - Cornell

Maryland Had A Run of 20-25 Points: 11/29/20 - 21 pts - Maryland 79, Mount St. Mary's 61
Maryland Had A Run of 25+ Points: 11/17/24 - **28 pts - Maryland 108, Canisius 37**

Maryland Erased a 15-Point Deficit to Win: at Minnesota - trailed 47-30 with 0:43 left in the first half, 2/26/20

Maryland Erased a 16-Point Deficit to Win: at Minnesota - trailed 47-30 with 0:43 left in the first half, 2/26/20

Maryland Erased a 17-Point Deficit to Win: at Minnesota - trailed 47-30 with 0:43 left in the first half, 2/26/20

Maryland Erased a 18-Point Deficit to Win: vs. NC State (3/13/04, ACC Tournament)

Maryland Erased a 19-Point Deficit to Win: vs. NC State (3/13/04, ACC Tournament)

Maryland Erased a 20-Point Deficit to Win: vs. NC State (3/13/04, ACC Tournament)

Maryland Erased a 21-Point Deficit to Win: vs. NC State (3/13/04, ACC Tournament)

Maryland Erased a 22-Point Deficit to Win: at North Carolina, 1/8/97

Items in **BOLD** occurred in 2024-25

2024-25 STARTING LINEUPS

Date	Opponent	Score	Starters	FG	%	3FG	%	FT	%	reb	a	stl	to	a/to	pts	pt%
11-04-24	Manhattan	W 79-49	00 GILLESPIE, 05 HARRIS-SMITH, 09 MIGUEL,S, 10 REESE,J, 25 QUEEN,D	21-43	49	1-11	09	10-12	83	32	9	2	5	1.8	53	67.1
11-08-24	Mount St. Mary's	W 86-52	00 GILLESPIE,J, 05 HARRIS-SMITH,D, 09 MIGUEL,S, 10 REESE,J, 25 QUEEN,D	15-34	44	4-10	40	11-19	58	19	8	5	5	1.6	45	52.3
11-11-24	Florida AM	W 84-53	00 GILLESPIE,J, 05 HARRIS-SMITH,D, 09 MIGUEL,S, 10 REESE,J, 25 QUEEN,D	23-42	55	4-14	29	13-17	76	24	9	7	4	2.3	63	75.0
11-15-24	Marquette	L 74-78	00 GILLESPIE,J, 05 HARRIS-SMITH,D, 09 MIGUEL,S, 10 REESE,J, 25 QUEEN,D	27-46	59	5-13	38	9-14	64	27	7	2	10	0.7	68	91.9
11-19-24	Canisius	W 108-37	00 GILLESPIE,J, 01 RICE,R, 09 MIGUEL,S, 10 REESE,J, 25 QUEEN,D	25-42	60	6-19	32	12-13	92	25	14	6	5	2.8	68	63.0
11-24-24	vs. Villanova	W 76-75	00 GILLESPIE,J, 01 RICE,R, 09 MIGUEL,S, 10 REESE,J, 25 QUEEN,D	25-52	48	4-16	25	14-19	74	25	14	2	13	1.1	68	89.5
11-27-24	Bucknell	W 91-67	00 GILLESPIE,J, 01 RICE,R, 09 MIGUEL,S, 10 REESE,J, 25 QUEEN,D	20-40	50	6-18	33	8-12	67	11	10	6	4	2.5	54	59.3
12-01-24	Alcorn	W 96-58	00 GILLESPIE,J, 01 RICE,R, 09 MIGUEL,S, 10 REESE,J, 25 QUEEN,D	20-36	56	7-13	54	18-20	90	23	16	5	6	2.7	65	67.7
12-04-24	Ohio St.	W 83-59	00 GILLESPIE,J, 01 RICE,R, 09 MIGUEL,S, 10 REESE,J, 25 QUEEN,D	24-47	51	6-19	32	15-18	83	24	7	5	9	0.8	69	83.1
12-08-24	at Purdue	L 78-83	00 GILLESPIE,J, 01 RICE,R, 09 MIGUEL,S, 10 REESE,J, 25 QUEEN,D	29-61	48	11-24	46	6-7	86	26	11	4	8	1.4	75	96.2
12-17-24	Saint Francis	W 111-57	00 GILLESPIE,J, 01 RICE,R, 09 MIGUEL,S, 10 REESE,J, 25 QUEEN,D	30-47	64	10-19	53	7-11	64	25	15	5	4	3.8	77	69.4
12-21-24	vs. Syracuse	W 87-60	00 GILLESPIE,J, 01 RICE,R, 09 MIGUEL,S, 10 REESE,J, 25 QUEEN,D	29-59	49	10-21	48	4-4	100	30	24	10	6	4.0	72	82.8
12-28-24	UMES	W 81-66	00 GILLESPIE,J, 01 RICE,R, 09 MIGUEL,S, 10 REESE,J, 25 QUEEN,D	23-51	45	3-14	21	16-22	73	30	16	8	11	1.5	65	80.2
01-02-25	at Washington	L 69-75	00 GILLESPIE,J, 01 RICE,R, 09 MIGUEL,S, 10 REESE,J, 25 QUEEN,D	19-49	39	1-8	13	10-17	59	15	4	5	8	0.5	49	71.0
01-05-25	at Oregon	L 79-83	00 GILLESPIE,J, 01 RICE,R, 09 MIGUEL,S, 10 REESE,J, 25 QUEEN,D	23-50	46	7-17	41	14-19	74	17	11	4	8	1.4	67	84.8
01-10-25	UCLA	W 79-61	00 GILLESPIE,J, 01 RICE,R, 09 MIGUEL,S, 10 REESE,J, 25 QUEEN,D	23-42	55	6-15	40	15-17	88	20	11	10	10	1.1	67	84.8
01-13-25	Minnesota	W 77-71	00 GILLESPIE,J, 01 RICE,R, 09 MIGUEL,S, 10 REESE,J, 25 QUEEN,D	25-51	49	6-17	35	17-22	77	23	13	4	8	1.6	73	94.8
01-16-25	at Northwestern	Lot 74-76	00 GILLESPIE,J, 01 RICE,R, 09 MIGUEL,S, 10 REESE,J, 25 QUEEN,D	19-55	35	4-15	27	18-19	95	29	9	4	13	0.7	60	81.1
01-19-25	Nebraska	W 69-66	00 GILLESPIE,J, 01 RICE,R, 09 MIGUEL,S, 10 REESE,J, 25 QUEEN,D	22-51	43	10-24	42	7-10	70	20	13	7	9	1.4	61	88.4
01-24-25	at Illinois	W 91-70	00 GILLESPIE,J, 01 RICE,R, 09 MIGUEL,S, 10 REESE,J, 25 QUEEN,D	36-68	53	3-11	27	14-19	74	31	17	9	6	2.8	89	97.8
01-26-25	at Indiana	W 79-78	00 GILLESPIE,J, 01 RICE,R, 09 MIGUEL,S, 10 REESE,J, 25 QUEEN,D	29-58	50	12-24	50	7-9	78	27	14	4	9	1.6	77	97.5
Starter Averages				24-49	50	6-16	37	12-15	77	24.0	12.0	5.4	7.7	1.6	66.0	79.1
Bench Averages				6-14	46	2-6	36	3-4	68	13.1	3.5	2.6	2.8	1.3	17.4	20.9

Starting Lineup Used

	Games	Record
00 GILLESPIE,J, 05 HARRIS-SMITH,D, 09 MIGUEL,S, 10 REESE,J, 25 QUEEN,D	4	3-1
00 GILLESPIE,J, 01 RICE,R, 09 MIGUEL,S, 10 REESE,J, 25 QUEEN,D	17	13-4

2024-25 MISCELLANEOUS STATISTICS

INDIVIDUAL

LED MARYLAND IN SCORING

(includes ties)	Overall	B1G
Derik Queen	6	2
Julian Reese	6	3
Ja'Kobi Gillespie	4	3
Rodney Rice	3	2
Selton Miguel	2	
Tafara Gapare	1	

LED MARYLAND IN REBOUNDING

	Overall	B1G
Julian Reese	13	6
Derik Queen	8	4

LED MARYLAND IN ASSISTS

	Overall	B1G
Ja'Kobi Gillespie	14	9
Derik Queen	4	
DeShawn Harris-Smith	3	1
Rodney Rice	3	2
Selton Miguel	2	1

LED MARYLAND IN BLOCKS

	Overall	B1G
Julian Reese	13	8
Tafara Gapare	9	5
Derik Queen	7	2
Jordan Geronimo	4	1
Jay Young	2	1
Malachi Palmer	1	
Braden Pierce	1	

LED MARYLAND IN STEALS

	Overall	B1G
Ja'Kobi Gillespie	14	7
Derik Queen	9	6
Julian Reese	6	4
Selton Miguel	4	2
Rodney Rice	4	2
Jay Young	3	1
Jordan Geronimo	3	1
Tafara Gapare	2	
DeShawn Harris-Smith	2	2
Ben Murphy	1	
Malachi Palmer	1	

Double-figure scoring gms — Gillespie 17, Miguel 14, Queen 14, Rice 14, Reese 13, Gapare 2, Geronimo 1, Harris-Smith 1, Palmer 1, Young 1

20-point scoring games — Queen 7, Reese 6, Gillespie 4, Rice 3, Miguel 2

30-point scoring games — n/a

Double-figure rebounding games — Reese 11, Queen 7

Double-figure assists games — Gillespie 1

DOUBLE-DOUBLES

Player	Statistics	Opponent
Derik Queen	22 pts, 20 reb	Manhattan
Julian Reese	20 pts, 12 reb	Canisius
Derik Queen	22 pts, 11 reb	Villanova
Julian Reese	18 pts, 10 reb	Villanova
Julian Reese	14 pts, 11 reb	Alcorn State
Derik Queen	17 pts, 11 reb	Ohio State
Derik Queen	26 pts, 12 reb	at Purdue
Julian Reese	11 pts, 12 reb	Saint Francis
Julian Reese	11 pts, 13 reb	Syracuse
Ja'Kobi Gillespie	17 pts, 11 ast	Syracuse
Julian Reese	23 pts, 11 reb	UMES
Derik Queen	18 pts, 14 reb	UMES
Julian Reese	16 pts, 10 reb	UCLA
Julian Reese	27 pts, 17 reb	at Illinois
Julian Reese	14 pts, 10 reb	at Indiana

TERP TENDENCIES & STREAKS

Maryland's Record	Overall	Strk.	Streak Started
Overall Record	16-5	W3	Nebraska, 1/19/25
Home	12-1	W9	Canisius, 11/19/24
Road	2-4	W2	at #17 Illinois, 1/23/25
Neutral	2-0	W2	vs. Villanova, 11/24/24
Leading at the half	13-4	W3	Nebraska, 1/19/25
Trailing at the half	2-1	L1	at Northwestern, 1/16/25
Leading with 5:00 to play	14-0	W16	Saint Francis, 12/17/24
Trailing with 5:00 to play	1-5	L4	at #8 Purdue, 12/8/24
In single overtime	0-1	L1	at Northwestern, 1/16/25
In double overtime	0-0	L1	at Ohio State, 2/10/24
Shooting .500 or better	6-1	W6	Saint Francis, 12/17/24
Shooting .451-.499	6-2	W2	Minnesota, 1/13/25
Shooting .400-.450	3-1	W1	Nebraska, 1/19/25
Shooting below .400	0-1	L9	#1 Purdue, 1/2/24
Opp. shooting .500 or better	0-1	L4	vs. Indiana, 3/10/23
Opp. shooting .451-.499	3-3	W2	Nebraska, 1/19/25
Opp. shooting .400-.450	6-1	W5	Bucknell, 11/27/24
Opp. shooting below .400	6-0	W7	Rutgers, 3/13/24
Higher FG% than opp.	14-1	W11	Canisius, 11/19/24
Lower FG% than opp.	1-4	W1	Nebraska, 1/19/25
More 3-point FGs	11-1	W5	Saint Francis, 12/17/24
Fewer 3-point FGs	3-3	W2	Minnesota, 1/13/25
Making more free throws	11-2	W1	Nebraska, 1/19/25
Making fewer free throws	2-3	W2	at #17 Illinois, 1/23/25
Outrebounding opponent	11-3	W2	at #17 Illinois, 1/23/25
Outrebounded by opp.	4-2	W2	Minnesota, 1/13/25
More turnovers than opp.	2-4	W1	at Indiana, 1/26/25
Fewer turnovers than opp.	13-1	W3	Minnesota, 1/13/25
Scoring more bench pts.	7-0	W7	vs. Manhattan, 11/4/24
Scoring fewer bench pts.	7-6	W3	Nebraska, 1/19/25

Maryland's Record	Overall	Strk.	Streak Started
Games decided by <3	3-1	W2	Nebraska, 1/19/25
Games decided by 4-8	1-4	W1	Minnesota, 1/13/25
Games decided by 9-12	0-0	W1	Iowa, 2/14/24
Games decided by 13-19	1-0	W1	UMES, 12/28/24
Games decided by 20+	10-0	W10	vs. Manhattan, 11/4/24
vs. Top-10 opponent	0-3	L3	Marquette, 11/15/24
vs. Top-25 opponent	2-3	W2	at #17 Illinois, 1/23/25
vs. Unranked opponent	14-2	W2	Nebraska, 1/19/25
Player scores 30+ pts.	0-0	L2	at Northwestern, 1/17/24
Player scores 20+ pts.	14-4	W3	Nebraska, 1/19/25
Terps score under 60 pts.	0-0	L23	at Clemson, 12/9/20
Terps score 60-69 pts.	1-1	W1	Nebraska, 1/19/25
Terps score 70-79 pts.	4-4	W1	at Indiana, 1/26/25
Terps score 80-89 pts.	5-0	W5	Mount St. Mary's, 11/8/24
Terps score 90-99 pts.	2-0	W29	at UNC, 2/3/09
Terps score 80+ pts.	9-0	W22	Iowa, 2/10/22
Terps score 90+ pts.	5-0	W42	at UNC, 2/3/09
Terps score 100+ pts.	2-0	W56	Duke, 2/10/90
Opp. player scores 30+ pts.	1-0	W1	vs. Villanova, 11/24/24
Opp. player scores 20+ pts.	6-5	W1	at #17 Illinois, 1/23/25
Opp. score under 60 pts.	7-0	W8	at Rutgers, 2/25/24
Opp. score 60-69 pts.	4-0	W4	Nebraska, 1/19/25
Opp. score 70-79 pts.	4-3	W2	at #17 Illinois, 1/23/25
Opp. score 80-89 pts.	0-2	L11	at Michigan, 1/18/22
Opp. score 90-99 pts.	0-0	L3	at Michigan St, 1/4/18
Opp. score 100+ pts.	0-0	L1	Iowa, 2/10/22
In November	6-1	W3	Canisius, 11/19/24
In December	5-1	W3	Saint Francis, 12/17/24
In January	5-3	W3	Nebraska, 1/19/25
In February	0-0	L1	Northwestern, 2/28/24
In March	0-0	L4	vs. Alabama, 3/18/23

MARYLAND'S LARGEST

LEAD

Overall: 71 (2nd-01:00, 108-37, vs. Canisius, 11/19/24)

B1G: 40 (2nd-15:28, 63-23, vs. Ohio State, 12/4/24)

DEFICIT

Overall: 14 (1st-2:56, 38-24, vs. Villanova, 11/24/24)

B1G: 10 (2nd-2:00, 77-67, at #8 Purdue, 12/8/24); (2nd-10:56, 56-46, at Northwestern, 1/16/25)

DEFICIT IN VICTORY

Overall: 14 (1st-2:56, 38-24, vs. Villanova, 11/24/24)

B1G: 8 (1st-3:34, 33-25, vs. Minnesota, 1/13/25)

MARGIN OF VICTORY

Overall: 71 (108-37) vs. Canisius, 11/19/24

B1G: 24 (83-59) vs. Ohio State, 12/4/24

MARGIN OF DEFEAT

Overall: 6 (75-69) at Washington, 1/5/25

B1G: 6 (75-69) at Washington, 1/5/25

HALFTIME LEAD

Overall: 45 (59-14) vs. Canisius, 11/19/24

B1G: 33 (50-17) vs. Ohio State, 12/4/24

HALFTIME DEFICIT

Overall: 12 (40-28) vs. Villanova, 11/24/24

B1G: 3 (35-32) vs. Minnesota, 1/13/25

HOME CROWD

Overall: 16,124 vs. Marquette, 11/15/24

B1G: 13,793 vs. Ohio State, 12/4/24

ROAD CROWD

Overall: 17,222 at Indiana, 1/26/25

B1G: 17,222 at Indiana, 1/26/25

NEUTRAL CROWD

Overall: 8,022 vs. Syracuse, 12/21/24

2024-25 STATISTICS



2024-25 Maryland Men's Basketball Combined Team Statistics All games

Page 1/1
as of Jan 26, 2025

Game Records

Record	Overall	Home	Away	Neutral
ALL GAMES	16-5	12-1	2-4	2-0
CONFERENCE	6-4	4-0	2-4	0-0
NON-CONFERENCE	10-1	8-1	0-0	2-0

Score by Periods

Team	1st	2nd	OT	TOT
Maryland	873	872	6	1751
Opponents	624	742	8	1374

Team Box Score

No.	Player				Total		3-Point		F-Throw		Rebounds													
		GP-GS	MIN	AVG	FG-FGA	FG%	3FG-3FGA	3FG%	FT-FTA	FT%	OFF	DEF	TOT	AVG	PF	DQ	A	TO	BLK	STL	PTS	AVG		
25	QUEEN, Derik	21-21	596:16	28.4	121-218	.555	2-22	.091	75-99	.758	46	124	170	8.1	43	0	43	51	20	25	319	15.2		
0	GILLESPIE, Ja'Kobi	21-21	625:10	29.8	109-231	.472	51-121	.421	37-42	.881	10	37	47	2.2	40	1	99	36	3	39	306	14.6		
10	REESE, Julian	21-21	566:09	27.0	107-188	.569	0-1	.000	73-100	.730	69	124	193	9.2	55	2	30	31	32	19	287	13.7		
1	RICE, Rodney	21-17	592:26	28.2	90-201	.448	42-116	.362	42-50	.840	16	33	49	2.3	36	1	41	23	1	16	264	12.6		
9	MIGUEL, Selton	21-21	553:08	26.3	90-203	.443	39-97	.402	22-31	.710	4	34	38	1.8	30	0	40	16	2	18	241	11.5		
6	GAPARE, Tafara	21-0	278:52	13.3	37-71	.521	11-29	.379	16-25	.640	12	41	53	2.5	32	0	6	17	20	10	101	4.8		
5	HARRIS-SMITH, DeShawn	21-4	363:58	17.3	26-63	.413	4-22	.182	15-24	.625	6	48	54	2.6	36	1	31	17	0	12	71	3.4		
8	YOUNG, Jayhlon	21-0	271:01	12.9	21-50	.420	12-28	.429	7-10	.700	11	19	30	1.4	16	0	22	11	5	16	61	2.9		
7	PALMER, Malachi	14-0	153:49	11.0	13-35	.371	6-19	.316	3-3	1.000	5	24	29	2.1	20	0	5	2	1	3	35	2.5		
22	GERONIMO, Jordan	15-0	127:22	8.5	16-25	.640	1-2	.500	3-6	.500	17	19	36	2.4	11	0	4	5	9	8	36	2.4		
4	PIERCE, Braden	5-0	35:58	7.2	5-9	.556	0-1	.000	2-4	.500	4	8	12	2.4	9	0	3	1	2	1	12	2.4		
13	STEPHENS, Chance	7-0	37:22	5.3	3-12	.250	3-12	.250	0-0	.000	0	0	0	0.0	1	0	0	0	0	0	9	1.3		
40	MURPHY, Ben	8-0	18:04	2.3	1-3	.333	1-1	1.000	4-6	.667	1	3	4	0.5	2	0	2	1	0	2	7	0.9		
30	SOTELL, Lukas	8-0	11:42	1.5	1-3	.333	0-0	.000	0-0	.000	0	3	3	0.4	3	0	0	0	0	0	2	0.3		
Team											32	28	60					8						
Total		21	4231		640-1312	.488	172-471	.365	299-400	.748	233	545	778	37.0	334	5	326	219	95	169	1751	83.4		
Opponents		21	4225		505-1211	.417	141-449	.314	223-319	.699	197	479	676	32.2	364	7	247	317	45	106	1374	65.4		

Team Statistics

	MD	OPP
Scoring	1751	1374
Points per game	83.4	65.4
Scoring margin	+18.0	-
Field goals-att	640-1312	505-1211
Field goal pct	.488	.417
3 point fg-att	172-471	141-449
3-point FG pct	.365	.314
3-pt FG made per game	8.2	6.7
Free throws-att	299-400	223-319
Free throw pct	.748	.699
F-Throws made per game	14.2	10.6
Rebounds	778	676
Rebounds per game	37.0	32.2
Rebounding margin	+4.9	-
Assists	326	247
Assists per game	15.5	11.8
Turnovers	219	317
Turnovers per game	10.4	15.1
Turnover margin	+4.7	-
Assist/turnover ratio	1.5	0.8
Steals	169	106
Steals per game	8.0	5.0
Blocks	95	45
Blocks per game	4.5	2.1
Winning streak	3	-
Home win streak	9	-
Attendance	152710	68862
Home games-Avg/Game	13-11747	6-11477
Neutral site-Avg/Game	-	2-7570

Team Results

Date	Opponent		Score	Att.
11/04/2024	Manhattan	W	79-49	13152
11/08/2024	Mount St. Mary's	W	86-52	11726
11/11/2024	Florida A&M	W	84-53	10057
11/15/2024	Marquette	L	74-78	16124
11/19/2024	Canisius	W	108-37	9485
11/24/2024	vs Villanova	W	76-75	7117
11/27/2024	Bucknell	W	91-67	10744
12/01/2024	Alcorn	W	96-58	9504
12/04/2024	Ohio St.	W	83-59	13793
12/08/2024	at Purdue	L	78-83	14876
12/17/2024	Saint Francis	W	111-57	10555
12/21/2024	vs Syracuse	W	87-60	8022
12/28/2024	UMES	W	81-66	11058
01/02/2025	at Washington	L	69-75	7922
01/05/2025	at Oregon	L	79-83	7427
01/10/2025	UCLA	W	79-61	15172
01/13/2025	Minnesota	W	77-71	10271
01/16/2025	at Northwestern	Lot	74-76	5871
01/19/2025	Nebraska	W	69-66	11069
01/23/2025	at Illinois	W	91-70	15544
01/26/2025	at Indiana	W	79-78	17222

2024-25 STATISTICS



2024-25 Maryland Men's Basketball Combined Team Statistics In Conference games

Page 1/1
as of Jan 26, 2025

Game Records

Record	Overall	Home	Away	Neutral
ALL GAMES	6-4	4-0	2-4	0-0
CONFERENCE	6-4	4-0	2-4	0-0
NON-CONFERENCE	0-0	0-0	0-0	0-0

Score by Periods

Team	1st	2nd	OT	TOT
Maryland	386	386	6	778
Opponents	336	378	8	722

Team Box Score

No. Player					Total		3-Point		F-Throw		Rebounds														
		GP-GS	MIN	AVG	FG-FGA	FG%	3FG-3FGA	3FG%	FT-FTA	FT%	OFF	DEF	TOT	AVG	PF	DQ	A	TO	BLK	STL	PTS	AVG			
0	GILLESPIE, Ja'Kobi	10-10	327:44	32.8	58-129	.450	29-66	.439	24-28	.857	6	13	19	1.9	22	1	49	23	3	19	169	16.9			
25	QUEEN, Derik	10-10	314:54	31.5	54-104	.519	2-12	.167	33-45	.733	17	62	79	7.9	27	0	17	28	9	11	143	14.3			
10	REESE, Julian	10-10	305:06	30.5	53-102	.520	0-0	.000	29-37	.784	29	60	89	8.9	35	2	11	14	20	11	135	13.5			
1	RICE, Rodney	10-10	320:47	32.1	44-97	.454	19-55	.345	26-30	.867	9	17	26	2.6	23	1	15	14	1	6	133	13.3			
9	MIGUEL, Selton	10-10	304:28	30.4	40-100	.400	16-41	.390	11-17	.647	2	17	19	1.9	20	0	18	8	1	9	107	10.7			
6	GAPARE, Tafara	10-0	125:48	12.6	15-32	.469	4-13	.308	6-10	.600	2	14	16	1.6	19	0	4	7	8	2	40	4.0			
5	HARRIS-SMITH, DeShawn	10-0	153:19	15.3	8-20	.400	1-7	.143	8-10	.800	2	15	17	1.7	16	0	9	8	0	7	25	2.5			
22	GERONIMO, Jordan	8-0	44:48	5.6	6-8	.750	0-1	.000	0-2	.000	7	10	17	2.1	5	0	0	2	5	1	12	1.5			
8	YOUNG, Jayhlon	10-0	107:37	10.8	4-10	.400	2-5	.400	4-6	.667	4	11	15	1.5	8	0	10	4	1	5	14	1.4			
13	STEPHENS, Chance	1-0	02:06	2.1	0-0	.000	0-0	.000	0-0	.000	0	0	0	0.0	0	0	0	0	0	0	0	0.0			
30	SOTELL, Lukas	1-0	00:31	0.5	0-0	.000	0-0	.000	0-0	.000	0	0	0	0.0	0	0	0	0	0	0	0	0.0			
40	MURPHY, Ben	1-0	00:31	0.5	0-0	.000	0-0	.000	0-0	.000	0	0	0	0.0	0	0	0	0	0	0	0	0.0			
7	PALMER, Malachi	4-0	17:21	4.3	0-2	.000	0-2	.000	0-0	.000	0	3	3	0.8	1	0	0	0	0	0	0	0.0			
Team											21	14	35					4							
Total		10	2025		282-604	.467	73-202	.361	141-185	.762	99	236	335	33.5	176	4	133	112	48	71	778	77.8			
Opponents		10	2025		263-586	.449	69-212	.325	127-175	.726	101	235	336	33.6	169	5	130	133	29	50	722	72.2			

Team Statistics

	MD	OPP
Scoring	778	722
Points per game	77.8	72.2
Scoring margin	+5.6	-
Field goals-att	282-604	263-586
Field goal pct	.467	.449
3 point fg-att	73-202	69-212
3-point FG pct	.361	.325
3-pt FG made per game	7.3	6.9
Free throws-att	141-185	127-175
Free throw pct	.762	.726
F-Throws made per game	14.1	12.7
Rebounds	335	336
Rebounds per game	33.5	33.6
Rebounding margin	-0.1	-
Assists	133	130
Assists per game	13.3	13.0
Turnovers	112	133
Turnovers per game	11.2	13.3
Turnover margin	+2.1	-
Assist/turnover ratio	1.2	1.0
Steals	71	50
Steals per game	7.1	5.0
Blocks	48	29
Blocks per game	4.8	2.9
Winning streak	3	-
Home win streak	4	-
Attendance	50305	68862
Home games-Avg/Game	4-12576	6-11477
Neutral site-Avg/Game	-	0-0

Team Results

Date	Opponent		Score	Att.
12/04/2024	Ohio St.	W	83-59	13793
12/08/2024	at Purdue	L	78-83	14876
01/02/2025	at Washington	L	69-75	7922
01/05/2025	at Oregon	L	79-83	7427
01/10/2025	UCLA	W	79-61	15172
01/13/2025	Minnesota	W	77-71	10271
01/16/2025	at Northwestern	Lot	74-76	5871
01/19/2025	Nebraska	W	69-66	11069
01/23/2025	at Illinois	W	91-70	15544
01/26/2025	at Indiana	W	79-78	17222

2024-25 STATISTICS



2024-25 Maryland Men's Basketball Team High/Low Analysis All games

as of

Maryland - Game Highs

POINTS	111	Saint Francis (12/17/2024)
	108	Canisius (11/19/2024)
	96	Alcorn (12/01/2024)
	91	at Illinois (01/23/2025)
	91	Bucknell (11/27/2024)
FIELD GOALS MADE	42	Saint Francis (12/17/2024)
	39	Canisius (11/19/2024)
FIELD GOAL ATTEMPTS	73	vs Syracuse (N) (12/21/2024)
	72	at Illinois (01/23/2025)
	72	Canisius (11/19/2024)
FIELD GOAL PERCENTAGE	.618 (42-68)	Saint Francis (12/17/2024)
	.571 (32-56)	Alcorn (12/01/2024)
3 PT FG MADE	15	Saint Francis (12/17/2024)
	12	at Indiana (01/26/2025)
	12	vs Syracuse (N) (12/21/2024)
	12	Bucknell (11/27/2024)
3 PT FG ATTEMPTS	31	Bucknell (11/27/2024)
	31	Canisius (11/19/2024)
3 PT FG PERCENTAGE	.577 (15-26)	Saint Francis (12/17/2024)
	.500 (12-24)	at Indiana (01/26/2025)
FREE THROWS MADE	21	Alcorn (12/01/2024)
	21	Canisius (11/19/2024)
	21	Mount St. Mary's (11/08/2024)
FREE THROW ATTEMPTS	30	Mount St. Mary's (11/08/2024)
	25	Canisius (11/19/2024)
FREE THROW PERCENTAGE	.909 (20-22)	at Northwestern (01/16/2025)
	.875 (21-24)	Alcorn (12/01/2024)
REBOUNDS	54	Canisius (11/19/2024)
	54	Manhattan (11/04/2024)
ASSISTS	26	vs Syracuse (N) (12/21/2024)
	25	Saint Francis (12/17/2024)
	25	Alcorn (12/01/2024)
STEALS	16	Mount St. Mary's (11/08/2024)
	15	vs Syracuse (N) (12/21/2024)
BLOCKED SHOTS	11	Alcorn (12/01/2024)
	9	Manhattan (11/04/2024)
TURNOVERS	16	at Northwestern (01/16/2025)
	16	UCLA (01/10/2025)
FOULS	23	at Washington (01/02/2025)
	21	Bucknell (11/27/2024)

Maryland - Game Lows

POINTS	69	Nebraska (01/19/2025)
	69	at Washington (01/02/2025)
	74	at Northwestern (01/16/2025)
	74	Marquette (11/15/2024)
	76	vs Villanova (N) (11/24/2024)
FIELD GOALS MADE	24	at Northwestern (01/16/2025)
	26	Nebraska (01/19/2025)
	26	Minnesota (01/13/2025)
	26	at Washington (01/02/2025)
FIELD GOAL ATTEMPTS	50	UCLA (01/10/2025)
	55	Minnesota (01/13/2025)
	55	Marquette (11/15/2024)
FIELD GOAL PERCENTAGE	.381 (24-63)	at Northwestern (01/16/2025)
	.431 (28-65)	Mount St. Mary's (11/08/2024)
3 PT FG MADE	2	at Washington (01/02/2025)
	3	at Illinois (01/23/2025)
3 PT FG ATTEMPTS	11	at Washington (01/02/2025)
	12	at Illinois (01/23/2025)
3 PT FG PERCENTAGE	.182 (2-11)	at Washington (01/02/2025)
	.217 (5-23)	Manhattan (11/04/2024)
FREE THROWS MADE	5	vs Syracuse (N) (12/21/2024)
	7	at Indiana (01/26/2025)
	7	Nebraska (01/19/2025)
	7	at Purdue (12/08/2024)
FREE THROW ATTEMPTS	6	vs Syracuse (N) (12/21/2024)
	9	at Indiana (01/26/2025)
	9	at Purdue (12/08/2024)
FREE THROW PERCENTAGE	.583 (7-12)	Nebraska (01/19/2025)
	.643 (9-14)	Marquette (11/15/2024)
REBOUNDS	25	UCLA (01/10/2025)
	29	at Washington (01/02/2025)
ASSISTS	7	at Washington (01/02/2025)
	10	Ohio St. (12/04/2024)
	10	Marquette (11/15/2024)
STEALS	3	vs Villanova (N) (11/24/2024)
	4	at Indiana (01/26/2025)
	4	at Purdue (12/08/2024)
	4	Marquette (11/15/2024)
BLOCKED SHOTS	1	Mount St. Mary's (11/08/2024)
	3	at Northwestern (01/16/2025)
	3	UMES (12/28/2024)
	3	vs Syracuse (N) (12/21/2024)
	3	Ohio St. (12/04/2024)
	3	vs Villanova (N) (11/24/2024)
	3	Canisius (11/19/2024)
	3	Marquette (11/15/2024)
	3	Florida A&M (11/11/2024)
TURNOVERS	5	Saint Francis (12/17/2024)
	6	Florida A&M (11/11/2024)
	6	Mount St. Mary's (11/08/2024)
FOULS	5	Canisius (11/19/2024)
	9	Saint Francis (12/17/2024)

Opponent - Game Highs

POINTS	83	at Oregon (01/05/2025)
	83	at Purdue (12/08/2024)
	78	at Indiana (01/26/2025)
	78	Marquette (11/15/2024)
	76	at Northwestern (01/16/2025)
FIELD GOALS MADE	32	at Purdue (12/08/2024)
	31	at Indiana (01/26/2025)
FIELD GOAL ATTEMPTS	67	Alcorn (12/01/2024)
	66	at Purdue (12/08/2024)
FIELD GOAL PERCENTAGE	.518 (29-56)	at Oregon (01/05/2025)
	.485 (32-66)	at Purdue (12/08/2024)
3 PT FG MADE	12	at Oregon (01/05/2025)
	9	at Purdue (12/08/2024)
	9	Bucknell (11/27/2024)
	9	vs Villanova (N) (11/24/2024)
3 PT FG ATTEMPTS	29	vs Villanova (N) (11/24/2024)
	28	at Illinois (01/23/2025)
	28	at Oregon (01/05/2025)
3 PT FG PERCENTAGE	.500 (8-16)	vs Syracuse (N) (12/21/2024)
	.471 (8-17)	Minnesota (01/13/2025)
FREE THROWS MADE	19	Minnesota (01/13/2025)
	18	at Illinois (01/23/2025)
	18	at Washington (01/02/2025)
	18	Marquette (11/15/2024)
FREE THROW ATTEMPTS	24	at Illinois (01/23/2025)
	24	Marquette (11/15/2024)
FREE THROW PERCENTAGE	1.000 (2-2)	vs Syracuse (N) (12/21/2024)
	.889 (8-9)	vs Villanova (N) (11/24/2024)
REBOUNDS	39	Florida A&M (11/11/2024)
	36	at Illinois (01/23/2025)
	36	Nebraska (01/19/2025)
	36	Bucknell (11/27/2024)
ASSISTS	17	at Northwestern (01/16/2025)
	17	vs Syracuse (N) (12/21/2024)
STEALS	9	vs Villanova (N) (11/24/2024)
	8	Nebraska (01/19/2025)
BLOCKED SHOTS	7	at Northwestern (01/16/2025)
	4	at Illinois (01/23/2025)
	4	at Purdue (12/08/2024)
TURNOVERS	25	Mount St. Mary's (11/08/2024)
	23	Canisius (11/19/2024)
FOULS	23	Mount St. Mary's (11/08/2024)
	22	at Illinois (01/23/2025)
	22	Bucknell (11/27/2024)

Opponent - Game Lows

POINTS	37	Canisius (11/19/2024)
	49	Manhattan (11/04/2024)
	52	Mount St. Mary's (11/08/2024)
	53	Florida A&M (11/11/2024)
	57	Saint Francis (12/17/2024)
FIELD GOALS MADE	14	Canisius (11/19/2024)
	16	Manhattan (11/04/2024)
FIELD GOAL ATTEMPTS	42	Mount St. Mary's (11/08/2024)
	51	Florida A&M (11/11/2024)
FIELD GOAL PERCENTAGE	.255 (14-55)	Canisius (11/19/2024)
	.271 (16-59)	Manhattan (11/04/2024)
3 PT FG MADE	4	UMES (12/28/2024)
	4	Ohio St. (12/04/2024)
3 PT FG ATTEMPTS	13	Mount St. Mary's (11/08/2024)
	16	Nebraska (01/19/2025)
	16	UMES (12/28/2024)
	16	vs Syracuse (N) (12/21/2024)
3 PT FG PERCENTAGE	.185 (5-27)	Manhattan (11/04/2024)
	.200 (5-25)	Canisius (11/19/2024)
FREE THROWS MADE	2	vs Syracuse (N) (12/21/2024)
	2	Saint Francis (12/17/2024)
FREE THROW ATTEMPTS	2	vs Syracuse (N) (12/21/2024)
	3	Saint Francis (12/17/2024)
FREE THROW PERCENTAGE	.412 (7-17)	Florida A&M (11/11/2024)
	.545 (6-11)	Nebraska (01/19/2025)
REBOUNDS	20	Saint Francis (12/17/2024)
	24	Canisius (11/19/2024)
ASSISTS	5	Canisius (11/19/2024)
	8	UMES (12/28/2024)
	8	Alcorn (12/01/2024)
	8	Manhattan (11/04/2024)
STEALS	2	at Illinois (01/23/2025)
	2	Saint Francis (12/17/2024)
BLOCKED SHOTS	0	UCLA (01/10/2025)
	0	Marquette (11/15/2024)
TURNOVERS	7	at Indiana (01/26/2025)
	8	at Purdue (12/08/2024)
	8	Marquette (11/15/2024)
FOULS	8	vs Syracuse (N) (12/21/2024)
	11	at Indiana (01/26/2025)

2024-25 STATISTICS



2024-25 Maryland Men's Basketball Season Schedule/Results & Leaders All games

Page 1/1
as of Jan 26, 2025

Game Records

Record	Overall	Home	Away	Neutral
ALL GAMES	16-5	12-1	2-4	2-0
CONFERENCE	6-4	4-0	2-4	0-0
NON-CONFERENCE	10-1	8-1	0-0	2-0

Team Results

Date	Opponent		Score	Att.	High Points	High Rebounds
11/04/2024	Manhattan	W	79-49	13152	(22) QUEEN, Derik	(20) QUEEN, Derik
11/08/2024	Mount St. Mary's	W	86-52	11726	(28) RICE, Rodney	(10) REESE, Julian
11/11/2024	Florida A&M	W	84-53	10057	(21) REESE, Julian	(9) REESE, Julian
11/15/2024	Marquette	L	74-78	16124	(24) GILLESPIE, Ja'Kobi	(10) REESE, Julian
					(24) QUEEN, Derik	
11/19/2024	Canisius	W	108-37	9485	(20) REESE, Julian	(12) REESE, Julian
11/24/2024	vs Villanova	W	76-75	7117	(22) QUEEN, Derik	(11) QUEEN, Derik
11/27/2024	Bucknell	W	91-67	10744	(19) GAPARE, Tafara	(8) QUEEN, Derik
12/01/2024	Alcorn	W	96-58	9504	(20) QUEEN, Derik	(11) REESE, Julian
12/04/2024	Ohio St.	W	83-59	13793	(23) GILLESPIE, Ja'Kobi	(11) QUEEN, Derik
12/08/2024	at Purdue	L	78-83	14876	(26) QUEEN, Derik	(12) QUEEN, Derik
12/17/2024	Saint Francis	W	111-57	10555	(24) MIGUEL, Selton	(12) REESE, Julian
12/21/2024	vs Syracuse	W	87-60	8022	(24) MIGUEL, Selton	(13) REESE, Julian
12/28/2024	UMES	W	81-66	11058	(23) REESE, Julian	(14) QUEEN, Derik
01/02/2025	at Washington	L	69-75	7922	(22) REESE, Julian	(7) REESE, Julian
01/05/2025	at Oregon	L	79-83	7427	(19) RICE, Rodney	(6) REESE, Julian
01/10/2025	UCLA	W	79-61	15172	(27) GILLESPIE, Ja'Kobi	(10) REESE, Julian
01/13/2025	Minnesota	W	77-71	10271	(27) QUEEN, Derik	(8) REESE, Julian
01/16/2025	at Northwestern	Lot	74-76	5871	(23) REESE, Julian	(14) QUEEN, Derik
01/19/2025	Nebraska	W	69-66	11069	(22) GILLESPIE, Ja'Kobi	(10) REESE, Julian
01/23/2025	at Illinois	W	91-70	15544	(27) REESE, Julian	(17) REESE, Julian
01/26/2025	at Indiana	W	79-78	17222	(23) RICE, Rodney	(11) QUEEN, Derik

Attendance Summary

	Games	Attend	Avg/Game
Home	13	152710	11747
Away	6	68862	11477
Neutral	2	15139	7570
Total	21	236711	11272

2024-25 STATISTICS



2024-25 Maryland Men's Basketball Team Game-by-Game All games

Page 1/1
as of Jan 26, 2025

Opponent	Date	Score	W	Total		3-Pointers		Free throws		Rebounds				PF	A	TO	BLK	STL	PTS	AVG
				FG-FGA	PCT	3FG-3FGA	PCT	FT-FTA	PCT	OFF	DEF	TOT	AVG							
Manhattan	11/04/2024	79-49	W	31-70	.443	5-23	.217	12-17	.706	16	38	54	54.0	17	13	10	9	7	79	79.0
Mount St. Mary's	11/08/2024	86-52	W	28-65	.431	9-23	.391	21-30	.700	15	23	38	46.0	16	13	6	1	16	86	82.5
Florida A&M	11/11/2024	84-53	W	31-64	.484	8-29	.276	14-21	.667	8	26	34	42.0	16	11	6	3	11	84	83.0
Marquette	11/15/2024	74-78	L	29-55	.527	7-19	.368	9-14	.643	7	24	31	39.3	18	10	13	3	4	74	80.8
Canisius	11/19/2024	108-37	W	39-72	.542	9-31	.290	21-25	.840	16	38	54	42.2	5	18	9	3	9	108	86.2
vs Villanova	11/24/2024	76-75	W	28-56	.500	6-19	.316	14-19	.737	16	18	34	40.8	15	17	13	3	3	76	84.5
Bucknell	11/27/2024	91-67	W	33-66	.500	12-31	.387	13-20	.650	7	26	33	39.7	21	18	7	4	6	91	85.4
Alcorn	12/01/2024	96-58	W	32-56	.571	11-23	.478	21-24	.875	9	35	44	40.3	17	25	13	11	10	96	86.8
Ohio St.	12/04/2024	83-59	W	29-62	.468	7-25	.280	18-24	.750	10	29	39	40.1	16	10	10	3	6	83	86.3
at Purdue	12/08/2024	78-83	L	30-66	.455	11-26	.423	7-9	.778	11	25	36	39.7	18	15	10	5	4	78	85.5
Saint Francis	12/17/2024	111-57	W	42-68	.618	15-26	.577	12-17	.706	11	32	43	40.0	9	25	5	4	9	111	87.8
vs Syracuse	12/21/2024	87-60	W	35-73	.479	12-27	.444	5-6	.833	14	27	41	40.1	10	26	13	3	15	87	87.8
UMES	12/28/2024	81-66	W	30-63	.476	5-18	.278	16-22	.727	15	22	37	39.8	14	17	12	3	8	81	87.2
at Washington	01/02/2025	69-75	L	26-58	.448	2-11	.182	15-22	.682	9	20	29	39.1	23	7	11	5	7	69	85.9
at Oregon	01/05/2025	79-83	L	28-59	.475	9-21	.429	14-19	.737	10	20	30	38.5	18	16	10	5	7	79	85.5
UCLA	01/10/2025	79-61	W	27-50	.540	7-19	.368	18-21	.857	8	17	25	37.6	19	12	16	5	12	79	85.1
Minnesota	01/13/2025	77-71	W	26-55	.473	6-19	.316	19-24	.792	6	24	30	37.2	18	14	10	5	6	77	84.6
at Northwestern	01/16/2025	74-76	Lot	24-63	.381	6-20	.300	20-22	.909	13	26	39	37.3	15	12	16	3	7	74	84.0
Nebraska	01/19/2025	69-66	W	26-58	.448	10-25	.400	7-12	.583	8	24	32	37.0	13	15	12	8	8	69	83.2
at Illinois	01/23/2025	91-70	W	36-72	.500	3-12	.250	16-23	.696	11	29	40	37.2	19	18	7	4	10	91	83.6
at Indiana	01/26/2025	79-78	W	30-61	.492	12-24	.500	7-9	.778	13	22	35	37.0	17	14	10	5	4	79	83.4
Total		1751		640-1312	.488	172-471	.365	299-400	.748	233	545	778	37.0	334	326	219	95	169	1751	83.4
Opponents		1374		505-1211	.417	141-449	.314	223-319	.699	197	479	676	32.2	364	247	317	45	106	1374	65.4

Maryland Averages

Games Played	Points/game	FG Pct	3FG Pct	FT Pct	Rebounds/game	Assists/game	Turnovers/game	Assist/Turnover ratio	Steals/game	Blocks/game
21	83.4	48.8	36.5	74.8	37.0	15.5	10.4	1.5	8.0	4.5



2024-25 Maryland Men's Basketball Opponents Game-by-Game All games

Page 1/1
as of Jan 26, 2025

Opponent	Date	Score	W	Total		3-Pointers		Free throws		Rebounds				PF	A	TO	BLK	STL	PTS	AVG
				FG-FGA	PCT	3FG-3FGA	PCT	FT-FTA	PCT	OFF	DEF	TOT	AVG							
Manhattan	11/04/2024	79-49	W	16-59	.271	5-27	.185	12-15	.800	7	26	33	33.0	15	8	12	2	3	49	49.0
Mount St. Mary's	11/08/2024	86-52	W	17-42	.405	6-13	.462	12-20	.600	6	27	33	33.0	23	11	25	1	4	52	50.5
Florida A&M	11/11/2024	84-53	W	20-51	.392	6-21	.286	7-17	.412	10	29	39	35.0	19	10	22	2	3	53	51.3
Marquette	11/15/2024	74-78	L	26-58	.448	8-23	.348	18-24	.750	10	20	30	33.8	18	10	8	0	7	78	58.0
Canisius	11/19/2024	108-37	W	14-55	.255	5-25	.200	4-6	.667	5	19	24	31.8	21	5	23	2	7	37	53.8
vs Villanova	11/24/2024	76-75	W	29-62	.468	9-29	.310	8-9	.889	14	16	30	31.5	18	9	10	2	9	75	57.3
Bucknell	11/27/2024	91-67	W	23-53	.434	9-24	.375	12-19	.632	8	28	36	32.1	22	16	20	1	3	67	58.7
Alcorn	12/01/2024	96-58	W	21-67	.313	5-20	.250	11-17	.647	15	16	31	32.0	19	8	14	2	6	58	58.6
Ohio St.	12/04/2024	83-59	W	22-58	.379	4-19	.211	11-18	.611	9	26	35	32.3	19	10	16	2	6	59	58.7
at Purdue	12/08/2024	78-83	L	32-66	.485	9-26	.346	10-13	.769	10	24	34	32.5	13	13	8	4	4	83	61.1
Saint Francis	12/17/2024	111-57	W	24-59	.407	7-23	.304	2-3	.667	3	17	20	31.4	14	15	15	1	2	57	60.7
vs Syracuse	12/21/2024	87-60	W	25-58	.431	8-16	.500	2-2	1.000	6	25	31	31.3	8	17	21	1	5	60	60.7
UMES	12/28/2024	81-66	W	27-61	.443	4-16	.250	8-12	.667	12	21	33	31.5	18	8	14	2	7	66	61.1
at Washington	01/02/2025	69-75	L	26-57	.456	5-24	.208	18-23	.783	11	22	33	31.6	19	11	14	2	7	75	62.1
at Oregon	01/05/2025	79-83	L	29-56	.518	12-28	.429	13-15	.867	8	24	32	31.6	15	15	9	3	5	83	63.5
UCLA	01/10/2025	79-61	W	22-53	.415	6-18	.333	11-14	.786	15	15	30	31.5	19	11	21	0	6	61	63.3
Minnesota	01/13/2025	77-71	W	22-53	.415	8-17	.471	19-23	.826	8	27	35	31.7	19	10	16	3	4	71	63.8
at Northwestern	01/16/2025	74-76	Lot	29-60	.483	6-19	.316	12-19	.632	9	24	33	31.8	18	17	13	7	3	76	64.4
Nebraska	01/19/2025	69-66	W	27-58	.466	6-16	.375	6-11	.545	9	27	36	32.0	14	15	13	2	8	66	64.5
at Illinois	01/23/2025	91-70	W	32-61	.377	6-28	.214	18-24	.750	8	28	36	32.2	22	13	16	4	2	70	64.8
at Indiana	01/26/2025	79-78	W	31-64	.484	7-17	.412	9-15	.600	14	18	32	32.2	11	15	7	2	5	78	65.4
Total		1374		505-1211	.417	141-449	.314	223-319	.699	197	479	676	32.2	364	247	317	45	106	1374	65.4
Maryland		1751		640-1312	.488	172-471	.365	299-400	.748	233	545	778	37.0	334	326	219	95	169	1751	83.4

Opponents Averages

Games Played	Points/game	FG Pct	3FG Pct	FT Pct	Rebounds/game	Assists/game	Turnovers/game	Assist/Turnover ratio	Steals/game	Blocks/game
21	65.4	41.7	31.4	69.9	32.2	11.8	15.1	0.8	5.0	2.1

2024-25 STATISTICS



2024-25 Maryland Men's Basketball Points-rebounds-assists All games

Page 1/2
as of Jan 26, 2025

Opponent	Date	Score	0	1	4	5	6	7	8	9	10	13	22
			GILLESPIE,	RICE,RODNE	PIERCE,BRA	HARRIS-SMI	GAPARE,TAF	PALMER,MAL	YOUNG,JAYH	MIGUEL,SEL	REESE,JULI	STEPHENS,C	GERONIMO,J
Manhattan	11/04/2024	79-49 W	16-3-5	12-1-1	0-3-1	6-4-2	5-2-0	4-4-0	3-5-1	0-0-1	9-5-0	0-0-0	2-3-1
Mount St. Mary's	11/08/2024	86-52 W	13-2-2	28-5-2	0-2-0	4-3-1	5-1-0	0-1-0	3-0-2	11-3-1	9-10-1	3-0-0	2-5-1
Florida A&M	11/11/2024	84-53 W	12-5-1	10-1-0	2-0-1	5-6-1	2-0-0	3-2-1	1-4-0	14-2-2	21-9-2	3-0-0	0-1-0
Marquette	11/15/2024	74-78 L	24-4-1	6-1-2	DNP	9-1-0	0-0-0	DNP	0-1-0	9-5-3	2-10-0	0-0-0	0-1-1
Canisius	11/19/2024	108-37 W	10-3-6	13-4-3	6-5-1	5-4-3	4-9-0	10-6-0	12-2-0	15-0-3	20-12-1	DNP	DNP
vs Villanova	11/24/2024	76-75 W	12-2-3	16-2-3	DNP	2-4-3	0-0-0	3-0-0	3-0-0	0-0-1	18-10-2	DNP	DNP
Bucknell	11/27/2024	91-67 W	8-0-3	4-0-3	4-2-0	0-7-4	19-6-0	3-4-2	6-0-2	13-2-2	14-1-0	3-0-0	DNP
Alcorn	12/01/2024	96-58 W	5-0-3	12-3-5	DNP	10-3-5	9-8-0	5-5-1	7-1-3	14-0-1	14-11-3	0-0-0	DNP
Ohio St.	12/04/2024	83-59 W	23-1-4	9-3-0	DNP	2-3-1	12-3-0	0-2-0	0-3-2	10-2-0	10-7-2	0-0-0	DNP
at Purdue	12/08/2024	78-83 L	18-1-4	13-3-1	DNP	2-2-2	1-2-1	0-0-0	0-1-1	13-3-4	5-7-1	DNP	0-1-0
Saint Francis	12/17/2024	111-57 W	11-2-6	16-3-2	DNP	0-0-1	9-8-1	5-3-1	9-1-4	24-3-4	11-12-3	DNP	7-5-1
vs Syracuse	12/21/2024	87-60 W	17-5-11	9-2-3	DNP	0-3-1	6-3-1	2-1-0	3-1-0	24-2-2	11-13-5	DNP	4-2-0
UMES	12/28/2024	81-66 W	9-2-9	5-1-2	DNP	5-2-1	2-0-0	0-0-0	0-0-0	10-2-2	23-11-2	DNP	9-2-0
at Washington	01/02/2025	69-75 L	1-0-2	10-5-2	DNP	8-1-2	0-1-0	DNP	2-1-1	12-2-0	22-7-0	DNP	10-6-0
at Oregon	01/05/2025	79-83 L	16-2-2	19-3-4	DNP	4-5-2	0-3-1	DNP	8-3-2	9-1-0	6-6-3	DNP	0-0-0
UCLA	01/10/2025	79-61 W	27-2-4	5-2-2	DNP	3-0-1	8-2-0	0-1-0	1-1-0	11-1-3	16-10-1	DNP	0-0-0
Minnesota	01/13/2025	77-71 W	15-5-7	21-2-2	DNP	2-1-0	2-1-1	DNP	0-2-0	6-1-2	4-8-0	DNP	0-0-0
at Northwestern	01/16/2025	74-76 Lot	14-2-4	10-2-1	DNP	2-1-0	9-1-0	DNP	3-1-3	4-4-3	23-7-0	DNP	0-1-0
Nebraska	01/19/2025	69-66 W	22-0-5	15-2-2	DNP	2-1-1	4-1-0	DNP	0-1-1	13-1-3	8-10-1	DNP	2-7-0
at Illinois	01/23/2025	91-70 W	15-3-8	8-3-1	DNP	0-3-0	2-2-1	0-0-0	0-1-0	14-2-3	27-17-1	DNP	DNP
at Indiana	01/26/2025	79-78 W	18-3-9	23-1-0	DNP	0-0-0	2-0-0	DNP	0-1-0	15-2-0	14-10-2	DNP	0-2-0

Opponent	Date	Score	25	30	40
			QUEEN,DERI	SOTELL,LUK	MURPHY,BEN
Manhattan	11/04/2024	79-49 W	22-20-1	0-1-0	0-0-0
Mount St. Mary's	11/08/2024	86-52 W	8-1-3	0-0-0	0-1-0
Florida A&M	11/11/2024	84-53 W	11-2-3	0-0-0	0-1-0
Marquette	11/15/2024	74-78 L	24-7-3	DNP	DNP
Canisius	11/19/2024	108-37 W	10-6-1	0-1-0	3-1-0
vs Villanova	11/24/2024	76-75 W	22-11-5	DNP	DNP
Bucknell	11/27/2024	91-67 W	15-8-2	0-1-0	2-1-0
Alcorn	12/01/2024	96-58 W	20-9-4	0-0-0	0-0-0
Ohio St.	12/04/2024	83-59 W	17-11-1	0-0-0	0-0-0
at Purdue	12/08/2024	78-83 L	26-12-1	DNP	DNP
Saint Francis	12/17/2024	111-57 W	15-5-0	2-0-0	2-0-2
vs Syracuse	12/21/2024	87-60 W	11-8-3	DNP	DNP
UMES	12/28/2024	81-66 W	18-14-1	DNP	DNP
at Washington	01/02/2025	69-75 L	4-1-0	DNP	DNP
at Oregon	01/05/2025	79-83 L	17-5-2	DNP	DNP
UCLA	01/10/2025	79-61 W	8-5-1	DNP	DNP
Minnesota	01/13/2025	77-71 W	27-7-2	DNP	DNP
at Northwestern	01/16/2025	74-76 Lot	9-14-1	DNP	DNP
Nebraska	01/19/2025	69-66 W	3-7-2	DNP	DNP
at Illinois	01/23/2025	91-70 W	25-6-4	DNP	DNP
at Indiana	01/26/2025	79-78 W	7-11-3	DNP	DNP

2024-25 BOX SCORES



Official Basketball Box Score - Final
Manhattan at Maryland
11/04/24 XFINITY Center, College Park
2024-25 Men's Basketball

Game Time: 7:00 PM
Game Duration: 1:59
Attendance: 13,152



Official Basketball Box Score - Final
Mount St. Mary's at Maryland
11/06/24 XFINITY Center, College Park
2024-25 Men's Basketball

Game Time: 6:00 PM
Game Duration: 2:05
Attendance: 11,726

Manhattan - 49

Record: 0-1

NO.	Name	Min	FG	3P	FT	Rebounds	Fouls	TP	AS	TO	ST	Blocks	+/-
			M-A	M-A	M-A	OR DR TOT	PF FF					BS BA	
9	Will Sydnor	F 25:36	2-10	0-4	3-4	2 3 5	2 4 7	1	1	0	0	0	-18
1	Shaqul Bender	G 30:26	4-13	2-10	2-2	2 4 6	1 3 12	3	5	1	0	1	-29
2	Jaden Winston	G 28:32	1-6	0-2	2-2	0 0 0	2 2 4	1	2	0	0	0	-19
10	Masiah Gilyard	G 13:05	2-3	0-0	0-0	1 4 5	1 2 4	0	1	0	0	0	-14
4	Wesley Robinson	G 17:16	1-4	0-0	2-2	0 3 3	3 1 4	0	0	2	0	0	-1
0	Devin Dinkins	31:23	3-10	2-5	2-2	0 2 2	1 2 10	1	0	0	0	2	-19
6	Alijah Curry	11:14	0-2	0-1	0-1	1 3 4	1 1 0	0	1	0	0	0	-16
13	Fraser Roxburgh	29:50	3-7	1-4	1-2	0 4 4	2 2 8	2	1	0	0	1	-24
15	Amaan Sandhu	03:16	0-1	0-0	0-0	0 0 0	2 0 0	0	0	0	0	1	-2
21	Marko Ljubicic	02:10	0-0	0-0	0-0	0 1 1	0 0 0	0	0	0	0	0	-3
5	Allen Myers	03:40	0-1	0-0	0-0	0 0 0	0 0 0	0	0	0	0	1	-2
3	John Barbano	02:38	0-1	0-0	0-0	0 0 0	0 0 0	0	0	0	0	0	-3
11	Michael Lawlor	00:54	0-1	0-1	0-0	0 1 1	0 0 0	0	0	0	0	0	0
Team						1 1 2	0	1					
Totals			16-59	5-27	12-15	7 26 33	15 17	49	8	12	3	2 9	-30

Technical Fouls:NONE

Shooting By Period		
1st FG%	10-27	37.0%
3PT%	4-11	36.4%
FT%	4-4	100%
2nd FG%	6-32	18.8%
3PT%	1-16	6.3%
FT%	8-11	72.7%
GM FG%	16-59	27.1%
3PT%	5-27	18.5%
FT%	12-15	80.0%

Dead Ball Rebounds: 1, 0

Mount St. Mary's - 52

Record: 1-1

NO.	Name	Min	FG	3P	FT	Rebounds	Fouls	TP	AS	TO	ST	Blocks	+/-
			M-A	M-A	M-A	OR DR TOT	PF FF					BS BA	
4	Dola Adebayo	F 28:38	4-7	0-1	3-4	0 5 5	4 3 11	1	2	0	1	0	-27
14	Jedy Cordilla	F 23:22	1-4	0-1	0-0	1 5 6	3 1 2	0	0	0	0	0	-14
1	Carmelo Pacheco	G 23:04	1-2	0-1	0-0	0 1 1	1 1 2	0	1	0	0	0	-21
8	Dallas Hobbs	G 23:03	7-11	5-5	2-2	0 3 3	4 3 21	0	2	0	0	0	-11
45	Xavier Lipscomb	G 33:33	0-2	0-1	4-8	2 0 2	4 4 4	7	4	1	0	0	-28
13	Terrell Ard Jr.	20:51	2-4	0-0	2-3	0 5 5	1 2 6	1	5	2	0	0	-11
23	Javon Ervin	13:29	1-5	1-2	1-2	2 1 3	2 1 4	0	4	0	0	0	-22
9	Abdoul Khadre Kébé	17:14	0-4	0-2	0-0	0 1 1	2 0 0	1	3	1	0	1	-19
25	Arlandus Keyes	06:40	0-2	0-0	0-0	0 1 1	1 0 0	0	2	0	0	0	-15
12	Trey Wilson	04:06	0-0	0-0	0-1	0 2 2	1 1 0	1	0	1	2	0	-13
6	Jaxon Hartman	02:00	0-0	0-0	0-0	0 0 0	0 0 0	0	0	0	0	0	0
10	Patrick Haigh	02:00	0-0	0-0	0-0	0 0 0	0 0 0	0	0	0	0	0	0
22	Jonathan Ogunfuye	02:00	1-1	0-0	0-0	0 0 0	0 0 0	2	0	0	0	0	0
Team						1 3 4	0	0					
Totals			17-42	6-13	12-20	6 27 33	23 16	52	11	25	4	1 1	-34

Technical Fouls:NONE

Shooting By Period		
1st FG%	9-21	42.9%
3PT%	2-4	50.0%
FT%	6-12	50%
2nd FG%	8-21	38.1%
3PT%	4-9	44.4%
FT%	6-8	75%
GM FG%	17-42	40.5%
3PT%	6-13	46.2%
FT%	12-20	60.0%

Dead Ball Rebounds: 4, 0

Maryland - 79

Record: 1-0

NO.	Name	Min	FG	3P	FT	Rebounds	Fouls	TP	AS	TO	ST	Blocks	+/-
			M-A	M-A	M-A	OR DR TOT	PF FF					BS BA	
9	Selton Miguel	F 14:36	0-4	0-2	0-0	0 0 0	1 0 0	1	0	1	0	0	2
10	Julian Reese	F 19:46	3-5	0-0	3-4	3 2 5	2 4 9	0	2	1	2	1	11
25	Derik Queen	C 26:46	6-16	0-2	4-5	6 14 20	2 4 22	1	2	1	2	0	25
0	Ja/Kobi Gillespie	G 28:29	6-10	1-4	3-3	1 2 3	3 16 5	0	0	0	0	0	24
5	DeShawn Harris-Smith	G 25:01	3-9	0-3	0-0	0 4 4	0 1 6	2	1	0	0	0	-3
8	Jaylison Young	15:06	1-6	1-4	0-0	2 3 5	2 0 3	1	1	1	1	0	11
1	Rodney Rice	23:57	4-9	2-5	2-3	0 1 1	1 2 12	1	0	1	0	0	23
6	Tafara Gapare	13:02	2-3	1-1	0-2	1 1 2	2 1 5	0	3	1	1	0	11
7	Malachi Palmer	11:47	2-3	0-0	0-0	1 3 4	2 1 4	0	0	1	0	0	20
22	Jordan Geronimo	11:45	1-2	0-0	0-0	1 2 3	0 0 2	1	0	1	2	0	8
4	Braden Pierce	05:23	0-0	0-0	0-0	1 2 3	2 0 0	1	0	0	1	0	2
13	Chance Stephens	03:48	0-2	0-2	0-0	0 0 0	0 0 0	0	0	0	0	0	2
40	Ben Murphy	01:40	0-1	0-0	0-0	0 0 0	0 0 0	0	0	0	0	0	2
30	Lukas Sotell	00:54	0-1	0-0	0-0	0 1 1	0 0 0	0	0	0	0	1	0
Team						0 3 3	0	1					
Totals			31-70	5-23	12-17	16 38 54	17 15	79	13	10	7	9 2	30

Technical Fouls:NONE

Shooting By Period		
1st FG%	11-30	36.7%
3PT%	2-11	18.2%
FT%	7-10	70%
2nd FG%	20-40	50.0%
3PT%	3-12	25.0%
FT%	5-7	71.4%
GM FG%	31-70	44.3%
3PT%	5-23	21.7%
FT%	12-17	70.6%

Dead Ball Rebounds: 2, 0

Maryland - 86

Record: 2-0

NO.	Name	Min	FG	3P	FT	Rebounds	Fouls	TP	AS	TO	ST	Blocks	+/-
			M-A	M-A	M-A	OR DR TOT	PF FF					BS BA	
9	Selton Miguel	F 22:13	4-11	1-4	2-4	0 3 3	0 2 11	1	0	0	0	0	11
10	Julian Reese	F 23:03	2-3	0-0	5-10	3 7 10	4 7 9	1	2	1	0	0	15
25	Derik Queen	C 20:21	3-8	0-2	2-2	0 1 1	1 1 8	3	1	2	0	1	21
0	Ja/Kobi Gillespie	G 23:28	4-8	3-4	2-2	1 1 2	3 13 13	2	1	0	0	0	31
5	DeShawn Harris-Smith	G 15:56	2-4	0-0	0-1	0 3 3	3 1 4	1	1	1	0	0	-4
1	Rodney Rice	19:56	10-14	3-5	5-5	3 2 5	2 3 28	2	1	2	0	0	42
22	Jordan Geronimo	16:03	1-3	0-0	0-0	4 1 5	0 0 2	1	0	1	1	0	18
6	Tafara Gapare	12:23	0-1	0-1	5-6	0 1 1	1 5 5	0	0	4	0	0	7
8	Jaylison Young	20:13	1-5	1-3	0-0	0 0 0	0 1 3	2	0	3	0	0	17
7	Malachi Palmer	11:30	0-3	0-1	0-0	0 1 1	2 0 0	0	0	0	1	0	20
13	Chance Stephens	07:59	1-3	1-3	0-0	0 0 0	0 1 3	0	0	0	0	0	-6
4	Braden Pierce	04:45	0-1	0-0	0-0	1 1 2	0 0 0	0	0	0	0	0	-2
30	Lukas Sotell	01:05	0-0	0-0	0-0	0 0 0	0 1 0	0	0	0	0	0	0
40	Ben Murphy	01:05	0-1	0-0	0-0	0 1 1	0 0 0	0	0	0	0	0	0
Team						3 1 4	0	0					
Totals			28-65	9-23	21-30	15 23 38	16 23	86	13	6	16	1 1	34

Technical Fouls:NONE

Shooting By Period		
1st FG%	20-36	55.6%
3PT%	7-13	53.8%
FT%	11-14	78.6%
2nd FG%	8-29	27.6%
3PT%	2-10	20.0%
FT%	10-16	62.5%
GM FG%	28-65	43.1%
3PT%	9-23	39.1%
FT%	21-30	70.0%

Dead Ball Rebounds: 4, 0

	MAN	UMD
Biggest lead	2 (1st 19:32)	30 (2nd 1:23)
Best Scoring Run	6 (1st 6:58)	9 (1st 11:40)
Lead Changes	1	
Times Tied	4	
Time with Lead	00:43	35:29

Points from Turnovers	MAN	UMD
Paint	5	20
Second Chance	2	16
Fast Breaks	3	28
Bench	18	26

Period by Period Scoring			
	1st	2nd	TOT
MAN	28	21	49
UMD	31	48	79

	MSM	UMD
Biggest lead	8 (1st 16:27)	40 (2nd 8:23)
Best Scoring Run	7 (1st 17:28)	16 (1st 5:54)
Lead Changes	3	
Times Tied	1	
Time with Lead	07:59	31:15

Points from Turnovers	MSM	UMD
Paint	16	28
Second Chance	5	20
Fast Breaks	4	27
Bench	12	41

Period by Period Scoring			
	1st	2nd	TOT
MSM	26	26	52
UMD	58	28	86



Official Basketball Box Score - Final
Florida A&M at Maryland
11/11/24 XFINITY Center, College Park
2024-25 Men's Basketball

Game Time: 7:00 PM
Game Duration: 1:52
Attendance: 10,057



Official Basketball Box Score - Final
Marquette at Maryland
11/15/24 XFINITY Center, College Park
2024-25 Men's Basketball

Game Time: 6:00 PM
Game Duration: 2:11
Attendance: 16,111

Florida A&M - 53

Record: 0-3

No.	Name		Min	FG		3P		FT		Rebounds		Fouls		TP	AS	TO	ST	Blocks		BS BA	+/-										
				M-A	M-A	M-A	M-A	OR	DR	TOT	PF	FD	BS					BA													
22	Tyler Shirley	F	20:32	3-6	2-3	2-4	2	5	7	5	2	10	2	3	1	0	0	0	0	-20											
35	Saiyd Burnside	F	04:57	0-1	0-0	0-0	0	1	0	1	1	1	0	0	1	0	0	0	0	-1											
2	Jordan Chatman	G	06:53	0-1	0-0	0-0	0	0	0	0	1	0	0	0	1	0	0	0	0	-11											
4	Sterling Young	G	18:09	2-4	1-3	0-4	0	3	3	0	3	5	1	1	0	0	0	0	0	-24											
5	Milton Matthews	G	22:28	3-11	2-7	1-1	3	0	3	1	2	9	1	1	0	0	1	0	0	-13											
8	Shaqir O'Neal		27:01	3-5	0-1	3-4	0	5	5	4	2	9	1	2	0	0	0	0	0	-5											
10	Kaleb Washington		05:40	0-1	0-0	0-0	0	3	3	0	0	0	0	0	2	0	0	0	0	-7											
24	Ja'Derrius Eatmon		20:40	3-5	0-0	0-2	0	1	1	2	1	6	1	2	1	0	2	0	0	-15											
1	Roderick Coffee III		05:47	0-0	0-0	0-0	0	0	0	0	1	1	0	0	0	0	0	0	0	-12											
3	Trey Lewis		25:38	1-7	0-4	0-0	1	5	6	0	1	2	3	2	0	0	0	0	0	-18											
23	Jacobi Hendricks		25:19	2-7	1-2	0-0	0	3	3	2	2	5	0	2	1	0	0	0	0	-7											
20	Jamaine Charles		14:23	3-3	0-0	1-2	2	2	4	2	1	7	1	2	0	2	0	0	0	-15											
12	Miles Hall		02:33	0-0	0-0	0-0	0	0	0	0	0	0	0	1	0	0	0	0	0	-7											
Team								1		2		3		0		0															
Totals				20-51		6-21		7-17		10		29		39		16		53		10		22		3		2		3		-31	

2024-25 BOX SCORES



Official Basketball Box Score - Final
Canisius at Maryland
11/19/24 XFINITY Center, College Park
2024-25 Men's Basketball

Game Time: 7:00 PM
Game Duration: 1:46
Attendance: 9,485



Official Basketball Box Score - Final
Villanova at Maryland
11/24/24 Prudential Center, Newark
2024-25 Men's Basketball

Game Time: 1:00 P
Game Duration: 2:1
Attendance: 7,1

Officials: Larry Scrotto, Mike Littlewood, Daniel Nguyen

Officials: Lamar Simpson, Nathan Farrell, Rob Kuenen

Canisius - 37

Record: 0-6

NO. Name	Min	FG M-A	3P M-A	FT M-A	Rebounds OR DR TOT	Fouls PF FD	TP	AS	TO	ST	Blocks BS BA	+/-
7 Dylan Godfrey	F 17:16	0-5	0-4	0-0	0 3 3	2 0	0	0	1	1	0 0	-26
9 Evan van der Plas	F 17:00	1-3	1-2	0-0	0 1 1	2 0	3	0	0	0	0 0	-35
1 Cam Palesse	G 24:53	0-2	0-0	0-0	0 4 4	4 0	0	2	0	0	0 0	-35
6 Tana Kopa	G 26:31	3-8	2-5	2-2	0 2 2	1 2	10	0	2	3	0 0	-44
34 Paul McMillan IV	G 28:58	4-16	0-3	2-3	2 1 3	2 2	10	0	1	1	0 3	-57
3 Anthony Benard	G 26:10	3-4	0-0	0-0	0 3 3	1 0	6	1	3	1	0 0	-42
2 Jasman Sangha	20:58	0-1	0-0	0-0	0 2 2	2 0	0	1	4	0	0 0	-41
33 Gianni Thompson	14:50	1-6	0-2	0-1	1 3 4	4 1	2	0	2	0	2 0	-34
4 William Scott Jr.	09:48	0-2	0-1	0-0	0 0 0	1 0	0	1	2	0	0 0	-20
11 Tyson Oghene	10:04	2-6	2-6	0-0	0 0 0	1 0	6	0	0	1	0 0	-13
5 Nicco DiGiulio	01:46	0-1	0-0	0-0	0 0 0	0 0	0	0	0	0	0 0	-4
15 Maji David-Maji	01:46	0-1	0-1	0-0	0 0 0	1 0	0	0	0	0	0 0	-4
Team					2 0 2		0	5				
Totals		14-55	5-25	4-6	5 19 24	21 5	37	5	23	7	2 3	-71

Technical Fouls:NONE

Maryland - 108

Record: 4-1

NO. Name	Min	FG M-A	3P M-A	FT M-A	Rebounds OR DR TOT	Fouls PF FD	TP	AS	TO	ST	Blocks BS BA	+/-
9 Seldon Miguel	F 21:09	6-12	2-8	1-1	0 0 0	1 1	15	3	1	2	0 0	41
10 Julian Reese	F 19:28	8-9	0-0	4-5	4 8 12	1 6	20	1	1	1	0 1	46
25 Derik Queen	C 17:49	4-6	0-1	2-2	1 5 6	1 3	10	1	1	0	0 0	37
0 Ja'Kobi Gillespie	G 15:53	3-6	1-4	3-3	0 3 3	0 3	10	6	0	2	0 0	33
1 Rodney Rice	G 24:33	4-9	3-6	2-2	2 2 4	0 1	13	3	2	1	0 0	42
5 DeShawn Harris-Smith	21:15	2-6	0-2	1-2	0 4 4	0 1	5	3	1	1	0 0	34
6 Tafara Gapare	20:40	1-3	0-0	2-2	2 7 9	0 2	4	0	2	0	1 1	41
8 Jaylison Young	17:14	5-9	0-3	2-2	2 0 2	0 1	12	0	0	0	0 0	28
7 Malachi Palmer	23:31	3-8	2-6	2-2	2 4 6	1 1	10	0	0	0	1 0	33
4 Braden Pierce	13:09	2-3	0-0	2-4	2 3 5	1 2	6	1	1	1	0 0	11
40 Ben Murphy	03:33	1-1	1-1	0-0	0 1 1	0 0	3	0	0	0	0 0	5
30 Lukas Sotell	01:46	0-0	0-0	0-0	0 1 1	0 0	0	0	0	0	0 0	4
Team					1 0 1		0	0				
Totals		39-72	9-31	21-25	16 38 54	5 21	108	18	9	9	3 2	71

Technical Fouls:NONE

	CAN	UMD
Biggest lead	3 (1 st 19:04)	71 (2 nd 1:00)
Best Scoring Run	5 (2 nd 11:19)	28 (1 st 6:36)
Lead Changes	1	
Times Tied	0	
Time with Lead	01:00	38:04

Points from Turnovers	CAN	UMD
Paint	14	56
Second Chance	0	30
Fast Breaks	6	17
Bench	14	40

Period by Period Scoring	1st	2nd	TOT
CAN	14	23	37
UMD	59	49	108



Official Basketball Box Score - Final
Bucknell at Maryland
11/27/24 XFINITY Center, College Park
2024-25 Men's Basketball

Game Time: 4:30 PM
Game Duration: 1:5
Attendance: 10,74



Official Basketball Box Score - Final
Alcorn at Maryland
12/01/24 XFINITY Center, College Park
2024-25 Men's Basketball

Game Time: 12:00 P
Game Duration: 1:1
Attendance: 9,9

Officials: Rob Riley, Nate Harris, Anthony Burti

Officials: Brian Dorsey, Larry Scrotto, Andy O'Br

Bucknell - 67

Record: 4-4

NO. Name	Min	FG M-A	3P M-A	FT M-A	Rebounds OR DR TOT	Fouls PF FD	TP	AS	TO	ST	Blocks BS BA	+/-
1 Ian Motta	F 02:34	0-0	0-0	0-0	0 0 0	0 0	0	0	1	1	0 0	-3
22 Ruot Bijek	F 30:00	6-14	4-8	4-6	1 3 4	2 5	20	2	3	0	0 0	-25
3 Noah Williamson	C 29:30	3-8	0-3	1-2	1 8 9	4 4	7	3	5	0	0 1	-18
13 Josh Bascoe	G 34:30	4-10	2-5	0-0	0 6 6	3 3	10	5	3	0	0 1	-21
24 Achile Spadone	G 30:10	3-6	2-4	0-0	1 2 3	3 1	8	2	2	1	0 0	-20
10 Brandon McCreesh	28:36	4-7	1-3	0-0	1 0 1	1 1	9	3	2	0	0 0	-21
2 Jayden Williams	19:51	0-3	0-1	2-3	0 2 2	2 1	2	1	2	1	0 1	-8
23 Pip Ajayi	11:01	2-3	0-0	0-2	2 4 6	3 2	4	0	0	0	1 0	-4
11 Brady Muller	07:01	1-2	0-0	0-0	0 0 0	3 2	0	0	0	0	0 1	-5
4 Josh Fulton	03:31	0-0	0-0	5-6	0 2 2	0 3	5	0	0	0	0 0	2
0 Patrick O'Brien	02:16	0-0	0-0	0-0	0 0 0	1 0	0	0	1	0	0 0	2
32 Kellen Welch	01:00	0-0	0-0	0-0	0 0 0	0 0	0	0	0	0	0 0	1
Team					2 1 3		0	1				
Totals		23-53	9-24	12-19	8 28 36	22 20	67	16	20	3	1 4	-24

Technical Fouls:NONE

Maryland - 91

Record: 3-1

NO. Name	Min	FG M-A	3P M-A	FT M-A	Rebounds OR DR TOT	Fouls PF FD	TP	AS	TO	ST	Blocks BS BA	+/-
9 Seldon Miguel	F 19:09	5-9	3-5	0-0	0 2 2	0 1	13	2	0	1	0 0	8
10 Julian Reese	F 18:54	5-8	0-1	4-5	0 1 1	4 6	14	0	1	0	0 0	16
25 Derik Queen	C 25:19	6-10	0-1	3-5	2 6 8	4 4	15	2	1	3	0 0	16
0 Ja'Kobi Gillespie	G 22:50	3-7	2-5	0-0	0 0 0	2 3	8	3	1	2	0 0	21
1 Rodney Rice	G 20:22	1-6	1-6	1-2	0 0 0	1 2	4	3	1	0	0 0	19
6 Tafara Gapare	22:17	7-9	3-4	2-3	2 4 6	2 2	19	0	2	0	1 0	16
5 DeShawn Harris-Smith	22:37	0-4	0-2	0-0	1 6 7	1 1	0	4	0	0	0 1	15
8 Jaylison Young	12:10	2-4	2-3	0-0	0 0 0	2 1	6	2	0	0	3 0	9
7 Malachi Palmer	17:29	1-3	0-1	1-1	0 4 4	1 1	3	2	1	0	0 0	5
13 Chance Stephens	07:53	1-2	1-2	0-0	0 0 0	0 0	3	0	0	0	0 0	0
4 Braden Pierce	06:47	2-3	0-1	0-0	0 2 2	2 0	4	0	0	0	0 0	-3
40 Ben Murphy	02:16	0-0	0-0	2-4	1 0 1	1 2	2	0	0	0	0 0	-1
30 Lukas Sotell	01:57	0-1	0-0	0-0	0 1 1	0 0	0	0	0	0	0 0	-1
Team					1 0 1		0	0				
Totals		33-66	12-31	13-20	7 26 33	21 22	91	16	20	3	4 1	24

Technical Fouls:Gapare 2nd2:08

	BUCK	UMD
Biggest lead	0 (1 st 20:00)	31 (2 nd 6:04)
Best Scoring Run	7 (2 nd 4:27)	12 (1 st 14:55)
Lead Changes	0	
Times Tied	0	
Time with Lead	00:00	39:19

Points from Turnovers	BUCK	UMD
Paint	26	36
Second Chance	8	9
Fast Breaks	12	12
Bench	22	37

Period by Period Scoring	1st	2nd	TOT
BUCK	28	39	67
UMD	51	40	91

Villanova - 75

Record: 3-4

NO. Name	Min	FG M-A	3P M-A	FT M-A	Rebounds OR DR TOT	Fouls PF FD	TP	AS	TO	ST	Blocks BS BA	+/-
13 Enoch Boakye	F 23:23	2-2	0-0	1-1	2 2 4	2 2	5	0	1	0	0 0	11
43 Eric Dixon	F 36:19	15-29	5-11	3-3	2 2 4	4 2	38	2	3	1	0 2	1
2 Jhamir Bricks	G 32:52	4-8	3-5	0-0	0 0 0	4 3	11	4	3	2	1 1	-2
5 Wooga Poplar	G 18:58	2-6	1-5	0-0	2 4 6	2 1	5	0	0	0	0 0	-9
15 Jordan Longino	G 32:35	2-5	0-3	3-3	1 1 2	2 6	7	2	1	4	1 0	-1
4 Tyler Perkins	30:22	3-10	0-4	1-2	3 3 6	0 1	7	1	0	2	0 0	5
0 Josiah Moseley	14:33	1-2	0-1	0-0	2 1 3	3 0	2	0	0	0	0 0	-2
21 Nnanna Njoku	05:25	0-0	0-0	0-0	1 1 2	1 0	0	0	0	0	0 0	-6
1 Kris Parker	05:33	0-0	0-0	0-0	0 1 1	0 0	0	0	0	0	0 0	-2
Team					1 1 2		0	2				
Totals		29-62	9-29	8-9	14 16 30	18 15	75	9	10	9	2 3	-1

Technical Fouls:NONE

Maryland - 76

Record: 5-1

NO. Name	Min	FG M-A	3P M-A	FT M-A	Rebounds OR DR TOT	Fouls PF FD	TP	AS	TO	ST	Blocks BS BA	+/-
9 Seldon Miguel	F 22:50	0-3	0-2	0-0	0 0 0	2 0	0	1	1	0	0 0	-1
10 Julian Reese	F 32:10	8-12	0-0	2-3	6 4 10	1 5	18	2	3	0	2 1	2
25 Derik Queen	C 35:15	9-14	0-1	4-7	6 5 11	2 6	22	5	4	0	1 0	5
0 Ja'Kobi Gillespie	G 37:41	4-10	1-5	3-4	0 2 2	3 2	12	3	3	2	0 0	-2
1 Rodney Rice	G 34:17	4-13	3-8	5-5	1 1 2	0 3	16	3	2	0	0 1	0
6 Tafara Gapare	02:27	0-0	0-0	0-0	0 0 0	0 0	0	0	0	0	0 0	-8
5 DeShawn Harris-Smith	15:30	1-1	0-0	0-0	1 3 4	5 1	2	3	0	0	0 0	1
8 Jaylison Young	11:21	1-1	1-1	0-0	0 0 0	1 1	3	0	0	1	0 0	3
7 Malachi Palmer	08:29	1-2	1-2	0-0	0 0 0	1 0	3	0	0	0	0 0	5
Team					2 3 5		0	0				
Totals		28-56	6-19	14-19	16 18 34	15 18	76	17	13	3	3 2	1

Technical Fouls:NONE

	NOV	MAR
Biggest lead	14 (1 st 2:56)	4 (2 nd 8:07)
Best Scoring Run	11 (1 st 13:25)	9 (2 nd 8:07)
Lead Changes	13	
Times Tied	6	
Time with Lead	33:32	04:14

Points from Turnovers	NOV	MAR
Paint	30	38
Second Chance	11	20
Fast Breaks	3	5
Bench	9	8

Period by Period Scoring	1st	2nd	TOT
NOV	40	35	75
MAR	28	48	76

Game Notes:2024 Saavira Empire Classic MVP #25 Derik Queen •

2024-25 BOX SCORES



Official Basketball Box Score - Final
Ohio St. at Maryland
12/04/24 XFINITY Center, College Park
2024-25 Men's Basketball

Game Time: 6:30 PM
Game Duration: 2:00
Attendance: 13,793



Official Basketball Box Score - Final
Maryland at Purdue
12/06/24 Mackey Arena, West Lafayette
2024-25 Men's Basketball

Game Time: 12:00 PM
Game Duration: 2:08
Attendance: 14,876

Officials: D.J. Carstensen, Jason Phillips, John Floyd

Officials: Jeffery Anderson, James Breeding, Keith Kimble

Ohio St. - 59

Record: 5-3 (0-1)

NO. Name	Min	FG M-A	3P M-A	FT M-A	Rebounds OR DR TOT	Fouls PF FD	TP	AS	ST	Blocks BS BA	+/
8 Micah Parrish	F 29:19	0-5	0-3	2-4	0 3 3	4 2	2	1	3	0	-30
13 Sean Stewart	F 18:03	2-4	0-0	0-1	1 2 3	4 2	4	0	2	0	-13
21 Devin Roy	F 24:40	8-14	0-2	2-2	2 7 9	2 1	18	0	2	1	-22
1 Meechie Johnson	G 31:50	2-13	1-6	3-4	0 0 0	3 2	8	3	2	0	-17
2 Bruce Thornton	G 32:27	4-7	0-1	1-2	1 3 4	1 2	9	2	2	1	-20
25 Austin Parks	17:55	0-2	0-0	0-1	1 2 3	1 2	0	2	1	1	0
0 John Mobley Jr.	24:11	5-11	3-6	2-2	0 4 4	3 2	15	1	3	1	-5
12 Evan Mahaffey	16:18	1-1	0-0	1-2	2 0 2	1 1	3	0	1	0	-10
17 Ivan Njegovan	03:55	0-1	0-0	0-0	0 0 0	0 0	0	0	0	0	-4
10 Colby Baumann	00:51	0-0	0-0	0-0	0 0 0	0 0	0	0	0	0	-1
14 Braylen Nash	00:31	0-0	0-0	0-0	0 0 0	0 0	0	0	0	0	1
Team					2 5 7		0	1			
Totals	22:58	4-19	11-18	9 26 35	19 14	59	9	17	6	1	-24

Technical Fouls: Parrish 2nd 15:07; Mobley Jr. 2nd 15:07

Shooting By Period	1 st FG%	2 nd FG%	3 rd FG%	4 th FG%	5 th FG%
1 st FG%	6-21 28.6%				
3PT%	0-7 0.0%				
FT%	5-8 62.5%				
2 nd FG%	16-37 43.2%				
3PT%	4-12 33.3%				
FT%	6-10 60%				
GM FG%	22-58 37.9%				
3PT%	4-19 21.1%				
FT%	11-18 61.1%				
Dead Ball Rebounds:	3 0				

Dead Ball Rebounds: 3 0

Maryland - 78

Record: 8-2 (1-1)

NO. Name	Min	FG M-A	3P M-A	FT M-A	Rebounds OR DR TOT	Fouls PF FD	TP	AS	ST	Blocks BS BA	+/
9 Seldon Miguel	F 32:05	5-12	2-5	1-1	1 2 3	2 2	13	4	0	1	0
10 Julian Reese	F 23:02	2-6	0-0	1-2	4 3 7	5 5	5	1	2	0	-4
25 Derik Queen	C 35:06	11-18	2-5	2-2	1 11 12	4 2	26	1	2	1	0
0 Ja'Kobi Gillespie	G 36:42	6-13	4-7	2-2	0 1 1	2 2	18	4	1	1	0
1 Rodney Rice	G 32:53	5-12	3-7	0-0	1 2 3	2 0	13	1	3	1	0
6 Tafari Gapare	15:16	0-3	0-2	1-2	0 2 2	1 2	1	1	2	0	-2
5 DeShawn Harris-Smith	17:55	1-2	0-0	0-0	1 1 2	2 0	2	2	0	0	-4
8 Jaylon Young	05:43	0-0	0-0	0-0	1 0 1	0 0	0	1	0	0	-4
22 Jordan Geronimo	01:17	0-0	0-0	0-0	1 0 1	0 0	0	0	0	0	-1
7 Malachi Palmer	00:01	0-0	0-0	0-0	0 0 0	0 0	0	0	0	0	-1
Team					1 3 4		0	0			
Totals	30:66	11-26	7-9	11 25 36	18 13	78	15	10	4	5	-5

Technical Fouls: NONE

Shooting By Period	1 st FG%	2 nd FG%	3 rd FG%	4 th FG%	5 th FG%
1 st FG%	13-35 37.1%				
3PT%	5-14 35.7%				
FT%	5-6 83.3%				
2 nd FG%	17-31 54.8%				
3PT%	6-12 50.0%				
FT%	2-3 66.7%				
GM FG%	30-66 45.5%				
3PT%	11-26 42.3%				
FT%	7-9 77.8%				
Dead Ball Rebounds:	2 0				

Dead Ball Rebounds: 2 0

Maryland - 83

Record: 8-1 (1-0)

NO. Name	Min	FG M-A	3P M-A	FT M-A	Rebounds OR DR TOT	Fouls PF FD	TP	AS	ST	Blocks BS BA	+/
9 Seldon Miguel	F 21:49	4-8	2-4	0-0	1 1 2	3 1	10	0	2	0	0
10 Julian Reese	F 22:03	4-9	0-0	2-4	1 6 7	2 5	10	2	2	1	0
25 Derik Queen	C 31:41	6-10	0-1	5-6	1 10 11	2 3	17	1	2	0	1
0 Ja'Kobi Gillespie	G 28:30	7-11	4-8	5-5	0 1 1	1 3	23	4	2	1	0
1 Rodney Rice	G 26:45	3-9	0-6	3-3	1 2 3	2 1	9	0	1	0	0
5 DeShawn Harris-Smith	21:23	0-1	0-0	2-4	0 3 3	1 3	2	1	1	0	0
6 Tafari Gapare	18:32	5-7	1-2	1-2	1 2 3	1 1	12	0	0	0	-3
8 Jaylon Young	13:07	0-2	0-1	0-0	1 2 3	3 0	0	2	1	0	0
7 Malachi Palmer	13:03	0-2	0-2	0-0	2 2 1	0 0	0	0	0	0	0
13 Chance Stephens	02:06	0-0	0-0	0-0	0 0 0	0 0	0	0	0	0	-3
30 Lukas Sotell	00:31	0-0	0-0	0-0	0 0 0	0 0	0	0	0	0	-1
40 Ben Murphy	00:31	0-0	0-0	0-0	0 0 0	0 0	0	0	0	0	-1
Team					4 0 4		0	0			
Totals	29:62	7-25	18-24	10 29 39	16 17	83	10	11	6	3	1

Technical Fouls: Miguel 2nd 15:07; Rice 2nd 15:07

Shooting By Period	1 st FG%	2 nd FG%	3 rd FG%	4 th FG%	5 th FG%
1 st FG%	19-34 55.9%				
3PT%	5-13 38.5%				
FT%	7-10 70%				
2 nd FG%	10-28 35.7%				
3PT%	2-12 16.7%				
FT%	11-14 78.6%				
GM FG%	29-62 46.8%				
3PT%	7-25 28.0%				
FT%	18-24 75.0%				
Dead Ball Rebounds:	3 2				

Dead Ball Rebounds: 3 2

Purdue - 83

Record: 8-2 (1-1)

NO. Name	Min	FG M-A	3P M-A	FT M-A	Rebounds OR DR TOT	Fouls PF FD	TP	AS	ST	Blocks BS BA	+/
4 Trey Kaufman-Renn	F 32:17	9-18	0-1	3-3	3 5 8	3 6	21	2	1	0	3
23 Camden Heide	F 27:47	5-8	1-4	4-4	0 0 3	1 3	15	0	0	0	5
2 Fletcher Loyer	G 34:58	4-11	3-7	1-3	1 6 7	3 4	12	1	1	0	0
3 Braden Smith	G 40:00	9-15	5-9	1-2	0 4 4	1 4	24	10	1	2	1
5 Myles Colvin	G 24:47	2-5	0-2	0-0	4 3 7	1 0	4	0	1	0	1
24 Gicarmi Harris	09:33	0-1	0-1	0-0	0 0 0	1 0	0	0	0	0	0
34 Raleigh Burgess	04:12	0-1	0-0	0-0	0 1 1	0 0	0	0	0	0	0
8 Caleb Furst	12:13	2-3	0-0	1-1	1 0 1	1 0	5	0	1	0	0
44 Will Berg	03:31	1-1	0-0	0-0	0 0 0	0 0	2	0	0	0	0
0 C.J. Cox	10:42	0-3	0-2	0-0	0 1 1	1 0	0	0	3	0	0
Team					1 1 2		0	0			
Totals	32:66	9-26	10-13	10 24 34	13 18	83	13	8	4	4	5

Technical Fouls: NONE

Shooting By Period	1 st FG%	2 nd FG%	3 rd FG%	4 th FG%	5 th FG%
1 st FG%	13-35 37.1%				
3PT%	2-10 20.0%				
FT%	3-3 100%				
2 nd FG%	19-31 61.3%				
3PT%	7-16 43.8%				
FT%	7-10 70%				
GM FG%	32-66 48.5%				
3PT%	9-26 34.6%				
FT%	10-13 76.9%				
Dead Ball Rebounds:	2 1				

Dead Ball Rebounds: 2 1

OSU	UMD
Biggest lead	0 (1 st 20:00) 40 (2 nd 15:28)
Best Scoring Run	7 (2 nd 9:15) 11 (1 st 10:12)
Lead Changes	0
Times Tied	1
Time with Lead	00:00 39:00

Points from Turnovers	OSU	UMD
Paint	34	22
Second Chance	11	11
Fast Breaks	4	3
Bench	18	14

Period by Period Scoring	1st	2nd	TOT
OSU	17	42	59
UMD	50	33	83

UMD	PUR
Biggest lead	7 (2 nd 19:41) 10 (2 nd 2:00)
Best Scoring Run	8 (2 nd 8:25) 10 (2 nd 5:21)
Lead Changes	15
Times Tied	13
Time with Lead	17:01 16:34

Points from Turnovers	UMD	PUR
Paint	32	42
Second Chance	12	16
Fast Breaks	9	10
Bench	3	7

Period by Period Scoring	1st	2nd	TOT
UMD	36	42	78
PUR	31	52	83



Official Basketball Box Score - Final
Saint Francis at Maryland
12/17/24 XFINITY Center, College Park
2024-25 Men's Basketball

Game Time: 7:30 PM
Game Duration: 1:37
Attendance: 10,555



Official Basketball Box Score - Final
Syracuse at Maryland
12/21/24 Barclays Center, Brooklyn, N.Y.
2024 Nutrol Gotham Classic

Game Time: 12:00 P
Game Duration: 1:1
Attendance: 8,0

Officials: Paul Szeic, Mike Littlewood, Amy Bonner

Officials: Matt Potter, Steve Honacki, Mike Pal

Saint Francis - 57

Record: 4-8

NO. Name	Min	FG M-A	3P M-A	FT M-A	Rebounds OR DR TOT	Fouls PF FD	TP	AS	ST	Blocks BS BA	+/
3 Miles Webb	F 25:10	3-6	0-1	0-1	0 7 7	1 2	6	1	0	0	-34
5 Daemar Kelly	F 31:50	4-11	0-3	0-0	0 0 0	2 0	8	2	2	0	-38
4 Juan Cranford, Jr.	G 30:24	8-11	3-6	2-2	1 1 2	0 1	21	1	2	0	-32
11 Riley Parker	G 29:58	2-6	0-1	0-0	0 1 1	1 2	4	2	0	0	-39
14 Bobby Rosenberger	G 23:21	0-8	0-5	0-0	2 2 3	0 3	0	3	1	0	-24
32 Aidan Harris	11:07	2-2	0-0	0-0	1 1 2	0 0	4	0	2	0	-16
7 Jeremy Clayville	22:38	4-9	3-6	0-0	0 1 1	3 2	11	3	2	1	0
0 Chris Moncrief	05:40	0-2	0-0	0-0	0 0 0	0 1	0	0	0	1	-10
31 Valentino Pinedo	10:04	0-3	0-0	0-0	2 2 4	1 0	1	1	2	0	-19
15 Victor Payne	07:25	1-1	1-1	0-0	0 0 0	0 0	3	0	0	0	-17
1 KJ Swain	02:23	0-0	0-0	0-0	0 0 0	0 0	0	0	0	0	-10
Team					1 2 3		0	2			
Totals	24:59	7-23	2-3	3 17 20	14 9	57	15	15	2	1	-54

Technical Fouls: NONE

Shooting By Period			
1 st	FG%	13-31	41.9%
	3PT%	3-11	27.3%
	FT%	0-1	0%
2 nd	FG%	11-28	39.3%
	3PT%	4-12	33.3%
	FT%	2-2	100%
GM	FG%	24-59	40.7%
	3PT%	7-23	30.4%
	FT%	2-3	66.7%
Dead Ball Rebounds: 0			

2024-25 STATISTICS



Official Basketball Box Score - Final
UMES at Maryland
12/28/24 XFINITY Center, College Park
2024-25 Men's Basketball

Game Time: 12:00 PM
Game Duration: 1:51
Attendance: 11,058



Official Basketball Box Score - Final
Maryland at Washington
01/02/25 Alaska Airlines Arena, Seattle, WA
2024-25 Men's Basketball

Game Time: 5:30 P
Game Duration: 31

Officials: Earl Walton, D.J. Carstensen, Edwin Young

Officials: Verne Harris, Jason Phillips, Randy Richards

UMES - 66

Record: 4-12

NO. Name	Min	FG M-A	3P M-A	FT M-A	Rebounds OR DR TOT	Fouls PF FD	TP	AS	TO	ST	Blocks BS BA	+/
22 Maurice Vassel	F 07:22	1-4	0-0	0-0	1 0 1	5 0	2	0	1	0	0 0	-5
35 Christopher Flippin	F 36:29	4-9	0-0	0-0	4 2 6	3 5	14	0	0	2	1 1	-15
0 Ketrone Shaw	G 36:22	9-16	0-1	2-4	3 6 9	0 4	20	2	5	1	0 1	-20
2 Hassan Perkins	G 30:46	4-5	0-1	0-0	1 1 2	1 1	8	3	1	1	0 0	-20
3 Evan Johnson	G 32:59	6-12	3-7	0-0	0 5 5	1 3	15	1	2	1	0 0	-18
24 Jalen Ware	16:45	0-3	0-2	0-0	0 3 3	4 0	0	1	0	0	1 0	4
5 Cardell Bailey	10:05	1-2	1-1	0-0	1 0 1	2 1	3	0	1	0	0 0	10
1 Ralph Martino Jr.	19:24	0-6	0-2	0-0	2 3 5	2 0	0	0	1	2	0 1	-14
4 Kyrell Shaw	06:10	2-4	0-2	0-0	0 0 0	0 0	4	1	0	0	0 0	-3
10 Jose Cuello	01:38	0-0	0-0	0-0	0 0 0	0 0	0	0	0	0	0 0	6
Team					0 1 1		0		3			
Totals		27-61	4-16	8-12	12 21 33	18 14	66	8	14	7	2 3	-15

Technical Fouls: NONE

Shooting By Period	
1st FG%	9-25 36.0%
3PT%	1-8 12.5%
FT%	5-8 62.5%
2nd FG%	18-36 50.0%
3PT%	3-8 37.5%
FT%	3-4 75%
GM FG%	27-61 44.3%
3PT%	4-16 25.0%
FT%	8-12 66.7%

Dead Ball Rebounds: 4, 0

Maryland - 69

Record: 11-3 (1-2)

NO. Name	Min	FG M-A	3P M-A	FT M-A	Rebounds OR DR TOT	Fouls PF FD	TP	AS	TO	ST	Blocks BS BA	+/
9 Seltan Miguel	F 36:20	4-13	1-2	3-4	0 2 2	1 3	12	0	0	1	0 0	-2
10 Julian Reese	F 36:45	9-12	0-0	4-6	1 6 7	5 4	22	0	2	2	1 2	-4
25 Derik Queen	C 17:38	1-7	0-0	2-5	0 1 1	4 6	4	0	2	1	1 0	-4
0 Ja'Kobi Gillespie	G 18:02	0-6	0-2	1-2	0 0 0	5 1	1	2	3	0	0 0	-6
1 Rodney Rice	G 31:47	5-11	0-4	0-0	1 4 5	2 1	10	2	1	1	0 0	-9
5 DeShawn Harris-Smith	21:12	2-3	1-2	3-3	0 1 1	3 2	8	2	1	2	0 0	-4
6 Tafara Gapare	04:06	0-0	0-0	0-0	0 1 1	0 0	0	0	1	0	0 0	2
8 Jaylon Young	12:52	0-0	0-0	2-2	0 1 1	1 2	2	1	0	0	0 0	2
22 Jordan Geronimo	21:18	5-6	0-1	0-0	3 3 6	2 0	10	0	1	0	3 0	-5
Team					4 1 5		0		0			
Totals		26-58	2-11	15-22	9 20 29	23 19	69	7	11	7	5 2	-6

Technical Fouls: NONE

Shooting By Period	
1st FG%	13-27 48.1%
3PT%	2-5 40.0%
FT%	5-5 100%
2nd FG%	13-31 41.9%
3PT%	0-6 0.0%
FT%	10-17 58.8%
GM FG%	26-58 44.8%
3PT%	2-11 18.2%
FT%	15-22 68.2%

Dead Ball Rebounds: 7, 0

Maryland - 81

Record: 11-2

NO. Name	Min	FG M-A	3P M-A	FT M-A	Rebounds OR DR TOT	Fouls PF FD	TP	AS	TO	ST	Blocks BS BA	+/
9 Seltan Miguel	F 26:18	4-13	1-7	1-1	1 1 2	0 1	10	2	1	2	0 0	7
10 Julian Reese	F 31:29	8-12	0-0	7-12	6 5 11	2 10	23	2	1	0	2 0	29
25 Derik Queen	C 25:20	6-11	0-0	6-7	3 11 14	2 4	18	1	6	2	0 0	13
0 Ja'Kobi Gillespie	G 35:05	3-7	1-4	2-2	2 0 2	1 2	9	9	2	2	0 0	28
1 Rodney Rice	G 30:29	2-8	1-3	0-0	0 1 1	1 0	5	2	1	2	0 0	23
5 DeShawn Harris-Smith	18:47	2-3	1-2	0-0	0 2 2	2 0	5	1	0	0	0 0	10
22 Jordan Geronimo	09:35	4-5	1-1	0-0	1 1 2	1 1	9	0	0	0	0 0	-6
6 Tafara Gapare	07:40	1-1	0-0	0-0	0 0 0	2 0	2	0	0	0	1 0	-11
8 Jaylon Young	08:17	0-2	0-0	0-0	0 0 0	1 0	0	0	1	0	0 0	-21
7 Malachi Palmer	07:00	0-1	0-1	0-0	0 0 0	2 0	0	0	0	0	0 0	3
Team					2 1 3		0		0			
Totals		30-63	5-18	16-22	15 22 37	14 18	81	17	12	8	3 2	15

Technical Fouls: NONE

Shooting By Period	
1st FG%	16-33 48.5%
3PT%	3-12 25.0%
FT%	5-7 71.4%
2nd FG%	14-30 46.7%
3PT%	2-6 33.3%
FT%	11-15 73.3%
GM FG%	30-63 47.6%
3PT%	5-18 27.8%
FT%	16-22 72.7%

Dead Ball Rebounds: 3, 0

Washington - 75

Record: 10-4 (1-2)

NO. Name	Min	FG M-A	3P M-A	FT M-A	Rebounds OR DR TOT	Fouls PF FD	TP	AS	TO	ST	Blocks BS BA	+/
1 Great Osobor	F 36:08	8-12	1-3	3-5	4 10 14	3 7	20	4	6	3	1 1	6
32 Wilhelm Breidenbach	F 19:01	2-6	1-4	0-0	0 1 1	5 0	5	0	0	1	0 0	-5
0 Mekhi Mason	G 15:03	0-6	0-5	2-2	0 0 0	1 1	2	0	2	0	0 0	-7
6 Tyree Ihenacho	G 31:03	2-2	0-0	0-0	0 4 4	1 1	4	0	2	0	0 0	-2
8 Tyler Harris	G 14:37	0-0	0-0	0-0	1 0 1	2 1	0	0	1	0	1 0	-4
9 Zoom Diallo	28:44	7-14	0-1	4-5	3 2 5	0 5	18	6	1	2	0 2	13
4 DJ Davis	24:22	4-9	3-6	6-6	0 0 0	1 4	17	0	0	0	0 0	10
7 Christian King	04:50	0-2	0-2	0-0	2 2 2	0 0	0	1	0	0	0 0	1
13 Jase Butler	04:50	0-0	0-0	0-0	1 0 1	0 0	0	0	0	0	0 0	3
24 KC Ibekwe	06:00	0-0	0-0	2-4	1 0 1	4 2	2	0	0	0	0 0	1
12 Luis Kortright	15:22	3-6	0-3	1-1	0 2 2	2 2	7	0	0	1	0 0	12
Team					1 1 2		0		2			
Totals		26-57	5-24	18-23	11 22 33	19 23	75	11	14	7	2 5	6

Technical Fouls: NONE

Shooting By Period	
1st FG%	13-31 41.9%
3PT%	3-14 21.4%
FT%	1-2 50%
2nd FG%	13-26 50.0%
3PT%	2-10 20.0%
FT%	17-21 81%
GM FG%	26-57 45.6%
3PT%	5-24 20.8%
FT%	18-23 78.3%

Dead Ball Rebounds: 5, 1

UMES		UMD	
Biggest lead	0 (1st 20:00)	23 (2nd 2:26)	
Best Scoring Run	8 (1st 11:36)	9 (1st 14:31)	
Lead Changes	0		
Times Tied	1		
Time with Lead	00:00	38:43	

Points from		UMES		UMD	
Turnovers	16	23			
Paint	36	46			
Second Chance	12	20			
Fast Breaks	9	13			
Bench	7	16			

Period by Period Scoring			
	1st	2nd	TOT
UMES	24	42	66
UMD	40	41	81

MD		WASH	
Biggest lead	9 (2nd 16:22)	7 (2nd 0:24)	
Best Scoring Run	8 (1st 1:48)	7 (2nd 12:46)	
Lead Changes	16		
Times Tied	15		
Time with Lead	23:21	10:11	

Points from		MD		WASH	
Turnovers	16	11			
Paint	28	32			
Second Chance	18	15			
Fast Breaks	0	4			
Bench	20	44			

Period by Period Scoring			
	1st	2nd	TOT
MD	33	36	69
WASH	30	45	75



Official Basketball Box Score - Final
Maryland at Oregon
01/05/25 Matthew Knight Arena, Eugene
2024-25 Men's Basketball

Game Time: 1:00 PM
Game Duration: 2:0
Attendance: 7,42



Official Basketball Box Score - Final
UCLA at Maryland
01/10/25 XFINITY Center, College Park
2024-25 Men's Basketball

Game Time: 8:00 P
Game Duration: 21
Attendance: 15,1

Officials: Mike Littlewood, Brian Dorsey, Kelly Peila

Officials: Jeffrey Anderson, Michael Reed, Tim Corn

Maryland - 79

Record: 11-4 (1-3)

NO. Name	Min	FG M-A	3P M-A	FT M-A	Rebounds OR DR TOT	Fouls PF FD	TP	AS	TO	ST	Blocks BS BA	+/
9 Seltan Miguel	F 24:23	3-7	1-3	2-3	0 1 1	2 2	9	0	2	1	0 0	-15
10 Julian Reese	F 26:06	3-8	0-0	0-1	4 2 6	3 3	6	3	0	0	1 0	-20
25 Derik Queen	C 33:39	6-13	0-2	5-7	2 3 5	5 17	2	2	2	2	2 2	-10
0 Ja'Kobi Gillespie	G 28:29	6-14	3-7	1-2	0 2 2	2 1	16	2	3	1	0 1	-16
1 Rodney Rice	G 30:35	5-8	3-5	6-6	2 1 3	2 3	19	4	1	0	0 0	6
5 DeShawn Harris-Smith	24:31	2-3	0-1	0-0	0 5 5	3 0	4	2	0	0	0 0	1
6 Tafara Gapare	19:38	0-1	0-1	0-0	1 2 3	3 1	0	1	1	1	2 0	21
8 Jaylon Young	12:02	3-3	2-2	0-0	0 3 3	0 0	8	2	0	2	0 0	12
22 Jordan Geronimo	00:37	0-0	0-0	0-0	0 0 0	1 0	0	0	1	0	0 0	1
Team					1 1 2		0		0			
Totals		28-59	9-21	14-19	10 20 30	18 15	79	16	10	7	5 3	-4

Technical Fouls: Queen 2nd 0; 14

Shooting By Period	
1st FG%	19-35 54.3%
3PT%	5-12 41.7%
FT%	2-4 50%
2nd FG%	9-24 37.5%
3PT%	4-9 44.4%
FT%	12-15 80%
GM FG%	28-59 47.5%
3PT%	9-21 42.9%
FT%	14-19 73.7%

Dead Ball Rebounds: 2, 0

UCLA - 61

Record: 11-5 (2-3)

No.	Name	Min	FG M-A	3P M-A	FT M-A	Rebounds OR DR TOT	Fouls PF FD	TP	AS	TO	ST	Blocks BS BA	+/-
3	Eric Dailey Jr.	F 29:09	3-9	1-4	1-1	4 1 5	5 3	8	1	2	0	0	1 -13
34	Tyler Blodeau	F 34:40	7-12	0-0	4-6	3 1 4	2 6	18	0	4	1	0	2 -16
0	Kobe Johnson	G 38:44	2-5	1-3	2-2	2 4 6	2 3	7	4	2	1	0	0 -17
2	Dylan Andrews	G 17:22	3-6	1-3	0-0	0 1 1	2 2	7	1	3	1	0	1 -11
55	Skyy Clark	G 23:05	1-2	0-1	1-2	0 1 1	3 2	3	2	3	0	0	0 -15
12	Sebastian Mack	13:54	1-3	1-1	0-0	1 1 2	1 0	3	0	2	1	0	0 -16
24	William Kyle III	10:06	0-0	0-0	0-0	0 0 0	0 0	0	0	1	0	0	0 -9
1	Trent Perry	20:48	4-11	1-4	1-1	1 3 4	2 1	10	3	1	2	0	1 3
10	Lazar Stefanovic	08:47	1-4	1-2	2-2	1 2 3	1 1	5	0	2	0	0	0 2
15	Aday Mara	03:25	0-1	0-0	0-0	2 0 2	1 0	0	0	0	0	0	0 2
Team						1 1 2		0		0	1		
Totals			22:53	6-18	11-14	15 15 30	21 18	61	11	21	6	0	5 -18

2024-25 STATISTICS



Official Basketball Box Score - Final
Minnesota at Maryland
01/13/25 XFINTY Center, College Park
2024-25 Men's Basketball

Game Time: 6:30 PM
Game Duration: 2:01
Attendance: 10,271



Official Basketball Box Score - Final
Maryland at Northwestern
01/16/25 Welsh-Ryan Arena, Evanston
2024-25 Men's Basketball

Game Time: 8:00 PM
Game Duration: 2:16
Attendance: 5,871

Officials: Larry Sciotto, Earl Walton, Kevin Bril

Officials: Jason Phillips, Amy Bonner, Mike Littlewood

Minnesota - 71

Record: 8-9 (0-6)

NO. Name	Min	FG	3P	FT	Rebounds	Fouls	TP	AS	TO	ST	Blocks	+/-
3 Dawson Garcia	F 32:40	6-13	2-3	7-9	1 6 7	4 6	21	3	5	2	1 2	1
23 Parker Fox	F 29:00	2-7	0-0	2-2	1 3 4	2 2	6	4	2	1	2 1	-14
2 Mike Mitchell Jr.	G 22:40	2-4	2-4	0-0	0 3 3	2 6	0	2	0	0	0 0	-2
11 Femi Oduka	G 30:44	3-9	0-0	0-0	3 5 8	5 1	6	0	0	1	0 1	-1
25 Lu'cy Patterson	G 38:38	2-7	2-5	9-10	0 5 5	0 6	15	3	1	0	0 0	-11
1 Isaac Asuma	32:17	6-12	2-5	1-2	0 2 2	1 1	15	0	5	0	0 1	-3
00 Frank Mitchell	11:53	1-1	0-0	0-0	2 0 2	2 0	2	0	0	0	0 0	2
4 Kadyin Betts	01:48	0-0	0-0	0-0	0 0 0	0 0	0	0	0	0	0 0	0
24 Brennan Rigbsy	00:20	0-0	0-0	0-0	0 0 0	2 0	0	0	0	0	0 0	-2
Team					1 3 4		0		1			
Totals		22-53	8-17	19-23	8 27 35	19 18	71	10	16	4	3 5	-6

Technical Fouls: NONE

Maryland - 77

Record: 13-4 (3-3)

NO. Name	Min	FG	3P	FT	Rebounds	Fouls	TP	AS	TO	ST	Blocks	+/-
9 Seltón Miguel	F 26:48	2-7	2-4	0-2	0 1 1	4 2	6	2	0	1	0 1	6
10 Julian Reese	F 27:47	2-7	0-0	0-0	2 6 8	3 1	4	0	2	1	2 2	8
25 Derik Queen	C 36:12	10-15	0-1	7-8	2 5 7	2 5	27	2	3	1	1 0	9
0 Ja'Kobi Gillespie	G 34:48	6-12	2-5	1-2	1 4 5	2 2	15	7	2	1	0 0	4
1 Rodney Rice	G 35:50	5-10	2-7	9-10	1 1 2	2 7	21	2	1	0	0 0	1
5 DeShawn Harris-Smith	09:15	0-0	0-0	2-2	0 1 1	2 2	2	0	0	1	0 0	-1
22 Jordan Geronimo	01:22	0-0	0-0	0-0	0 0 0	0 0	0	0	0	1	0 0	0
6 Tafara Gapare	14:39	1-3	0-1	0-0	0 1 1	3 0	2	1	0	0	2 0	0
8 Jayhlon Young	13:19	0-1	0-1	0-0	0 2 2	0 0	0	0	1	0	0 0	8
Team					0 3 3		0		0			
Totals		26-55	6-19	19-24	6 24 30	18 19	77	14	10	6	5 3	6

Technical Fouls: NONE

	MINN	UMD
Biggest lead	8 (1 st 3:34)	11 (2 nd 4:19)
Best Scoring Run	11 (1 st 11:27)	7 (1 st 15:26)
Lead Changes	7	
Times Tied	2	
Time with Lead	22:09	16:08

Points from	MINN	UMD
Turnovers	12	15
Paint	26	32
Second Chance	8	9
Fast Breaks	4	17
Bench	17	4

Period by Period Scoring	1st	2nd	TOT
MINN	35	36	71
UMD	32	45	77

Shooting By Period			
1 st	FG%	12-30	40.0%
	3PT%	3-12	25.0%
	FT%	5-7	71.4%
2 nd	FG%	14-25	56.0%
	3PT%	3-7	42.9%
	FT%	14-17	82.4%
GM	FG%	26-55	47.3%
	3PT%	6-19	31.6%
	FT%	19-24	79.2%
Dead Ball Rebounds: 1, 0			

Maryland - 74

Record: 13-5 (3-4)

NO. Name	Min	FG	3P	FT	Rebounds	Fouls	TP	AS	TO	ST	Blocks	+/-
9 Seltón Miguel	F 35:31	2-9	0-4	0-0	0 4 4	0 0	4	3	1	1	0 2	1
10 Julian Reese	F 38:09	5-13	0-0	13-14	2 5 7	3 7	23	0	3	0	2 1	-2
25 Derik Queen	C 33:02	4-9	0-0	1-1	5 9 14	4 4	9	1	5	0	1 1	9
0 Ja'Kobi Gillespie	G 39:31	5-15	2-6	2-2	0 2 2	1 3	14	4	2	3	0 2	-9
1 Rodney Rice	G 28:27	3-9	2-5	2-2	1 1 2	5 2	10	1	2	0	0 1	1
5 DeShawn Harris-Smith	14:47	1-2	0-1	0-0	0 1 1	1 0	2	0	0	1	0 0	-10
6 Tafara Gapare	13:26	3-5	2-4	1-1	0 1 1	0 1	9	0	0	0	0 0	-10
8 Jayhlon Young	19:40	1-1	0-0	1-2	0 1 1	1 1	3	3	1	2	0 0	8
22 Jordan Geronimo	02:27	0-0	0-0	0-0	0 1 1	0 0	0	0	0	0	0 0	2
Team					5 1 6		0		2			
Totals		24-63	6-20	20-22	13 26 39	15 18	74	12	16	7	3 7	-2

Technical Fouls: NONE

Northwestern - 76

Record: 11-6 (2-4)

NO. Name	Min	FG	3P	FT	Rebounds	Fouls	TP	AS	TO	ST	Blocks	+/-
2 Nick Martinelli	F 45:00	9-14	1-2	3-4	0 3 3	3 3	22	3	5	0	1 0	2
34 Matthew Nicholson	C 21:32	2-3	0-0	1-4	2 5 7	4 2	5	0	0	0	0 1	2
1 Jalen Leach	G 39:42	3-8	0-1	2-3	1 3 4	4 3	8	6	1	1	1 0	5
13 Brooks Barnhizer	G 42:34	8-17	1-4	3-5	1 9 10	1 3	20	5	5	2	2 1	5
44 Angelo Ciaravino	G 16:14	1-3	0-2	1-1	0 0 0	1 1	3	1	1	0	0 0	-2
5 Keenan Fitzmorris	18:46	0-0	0-0	0-0	2 2 2	2 0	0	0	0	0	3 0	4
3 Ty Berry	32:34	5-13	3-8	2-2	1 2 3	1 3	15	2	1	0	0 1	0
24 K.J. Windham	06:18	1-2	1-2	0-0	0 0 0	0 0	3	0	0	0	0 0	-4
4 Blake Barkley	02:14	0-0	0-0	0-0	0 0 0	0 0	2	0	0	0	0 0	0
43 Blake Smith	00:06	0-0	0-0	0-0	0 0 0	0 0	0	0	0	0	0 0	-2
Team					2 2 4		0		0			
Totals		29-60	6-19	12-19	9 24 33	18 15	76	17	13	3	7 3	2

Technical Fouls: NONE

	UMD	NU
Biggest lead	6 (1 st 11:33)	10 (2 nd 10:56)
Best Scoring Run	8 (1 st OT 4:38)	13 (2 nd 10:56)
Lead Changes	15	
Times Tied	16	
Time with Lead	14:25	22:10

Points from	UMD	NU
Turnovers	7	19
Paint	30	40
Second Chance	13	11
Fast Breaks	11	5
Bench	14	18

Period by Period Scoring	1st	2nd	OT1	TOT
UMD	37	31	6	74
NU	38	30	8	76



Official Basketball Box Score - Final
Nebraska at Maryland
01/19/25 XFINTY Center, College Park
2024-25 Men's Basketball

Game Time: 12:00 PM
Game Duration: 1:59
Attendance: 11,069



Official Basketball Box Score - Final
Maryland at Illinois
01/23/25 State Farm Center, Champaign, IL
2024-25 Fighting Illini Men's Basketball

Game Time: 6:00 P
Game Duration: 2:1
Attendance: 15,5

Officials: Michael Irving, Kelly Pfeifer, Thomas Nuzuz

Officials: Paul Szec, Keith Kimble, Nate Han

Nebraska - 66

Record: 12-6 (2-5)

NO. Name	Min	FG	3P	FT	Rebounds	Fouls	TP	AS	TO	ST	Blocks	+/-
4 Juwan Gary	F 34:58	3-9	0-2	0-0	2 5 7	2 1	6	0	2	1	1 2	0
9 Berke Buyuktuncel	F 22:48	3-5	2-2	0-1	1 3 4	5 2	8	0	2	0	0 0	3
34 Braxton Meah	C 03:46	0-0	0-0	0-0	0 2 2	0 0	0	0	0	0	0 0	-4
3 Brice Williams	G 32:46	6-14	0-3	2-2	1 3 4	2 3	14	3	2	3	1 1	-9
24 Rollee Worster	G 24:54	2-5	0-0	0-0	0 1 1	1 0	4	1	1	1	0 1	-8
0 Connor Essegian	12:55	2-4	2-4	0-0	0 1 1	0 1	6	0	2	0	0 0	-3
23 Andrew Morgan	24:05	7-12	0-2	3-6	1 4 5	0 4	17	0	3	1	0 2	-7
1 Sam Holberg	16:21	3-3	2-2	0-0	0 1 1	3 0	8	1	0	0	0 0	7
2 Ahron Ulis	27:27	1-6	0-1	1-2	0 4 4	1 2	3	1	0	2	0 2	6
Team					4 3 7		0		0			
Totals		27-58	6-16	6-11	9 27 36	14 13	66	15	13	8	2 8	-3

Technical Fouls: NONE

Maryland - 69

Record: 14-5 (4-4)

NO. Name	Min	FG	3P	FT	Rebounds	Fouls	TP	AS	TO	ST	Blocks	+/-
9 Seltón Miguel	F 29:55	5-14	3-8	0-0	0 1 1	1 0	13	3	2	0	1 0	3
10 Julian Reese	F 32:05	4-8	0-0	0-0	2 8 10	4 2	8	1	0	2	4 0	5
25 Derik Queen	C 26:40	0-4	0-0	0-0	2 5 7	1 4	3	2	3	0	0 1	-11
0 Ja'Kobi Gillespie	G 36:28	8-15	5-9	1-2	0 0 0	2 2	22	5	2	4	0 0	8
1 Rodney Rice	G 32:16	5-10	2-7	3-4	1 1 2	1 3	15	2	2	1	1 0	6
8 Jayhlon Young	09:50	0-0	0-0	0-0	0 1 1	0 0	0	1	0	0	0 0	-5
5 DeShawn Harris-Smith	11:58	1-1	0-0	0-0	0 1 1	1 0	2	1	1	1	0 0	-2
6 Tafara Gapare	09:38	2-4	0-1	0-0	0 1 1	2 0	4	0	1	0	0 1	0
22 Jordan Geronimo	11:10	1-2	0-0	0-2	3 4 7	1 3	2	0	0	0	2 0	11
Team					0 2 2		0		1			
Totals		26-58	10-25	7-12	8 24 32	13 14	69	15	12	8	8 2	3

Technical Fouls: NONE

	NEB	UMD
Biggest lead	5 (1 st 3:20)	9 (2 nd 6:47)
Best Scoring Run	9 (2 nd 1:02)	10 (2 nd 6:47)
Lead Changes	6	
Times Tied	6	
Time with Lead	04:47	30:53

Points from	NEB	UMD
Turnovers	14	13
Paint	32	24
Second Chance	9	3
Fast Breaks	6	8
Bench	34	8

Period by Period Scoring	1st	2nd	TOT
NEB	35	31	66
UMD	37	32	69

Maryland - 91

Record: 15-5 (5-4)

No.	Name	Min	FG			3P			FT			Rebounds			Fouls			TP	AS	TO	ST	Blocks			+/-
			M	A	P	M	A	P	M	A	P	OR	DR	OT	PF	FF	BS					BA	BA		
9	Seltón Miguel	F	32:51	5-9	1-2	3-5	0	2	2	3	3	14	3	0	2	0	0	2	0	0	17				
10	Julian Reese	F	30:48	12-23	0-0	3-3	7	10	17	2	3	27	1	1	0	3	3	13							
25	Derik Queen	C	33:56	10-13	0-1	5-7	1	5	6	2	8	25	4	3	3	0	0	18							
0	Ja'Kobi Gillespie	G	35:38	6-13	1-4	2-2	2	1	3	2	3	15	8	1	3	1	0	15							
1	Rodney Rice	G	35:29	3-10	1-4	1-2	0	0	3	3	3	1	8	1	1	1	0	0	25						
6	Tafara Gapare		12:43	0-2	0-0	2-4	0	2	2	4	3	2	1	0	0	0	0	9							
8	Jayhlon Young		08:32	0-1	0-0	0-0	0	1	1	1	1	0	0	0	0	1	0	6							
5	DeShawn Harris-Smith		08:47	0-1	0-1	0-0	1	2	3	2	0	0	0	0	1	0	0	0							
7	Malachi Palmer		01:16	0-0	0-0	0-0	0	0	0	0	0	0	0	0	0	0	0	2							
Team							0	3	3			0			0										
Totals				36-72	3-12	16-23	11	29	40	19	22	91	18	7	10	4	4	121							
<div>Shooting By Period</div> <div>1st FG% 18-39 46.2%</div> <div>3PT% 0-3 0.0%</div> <div>FT% 2-5 40.0%</div> <div>2nd FG% 18-33 54.5%</div> <div>3PT% 3-9 33.3%</div> <div>FT% 14-18 77.8%</div> <div>GM FG% 36-72 50.0%</div> <div>3PT% 1-12 8.3%</div> <div>FT% 16-23 69.6%</div> <div>Dead Ball Rebounds:</div>																									

2024-25 STATISTICS



Official Basketball Box Score - Final
Maryland at Indiana
01/26/25 Simon Skjott Assembly Hall, Bloomington
2024-25 Men's Basketball

Game Time: 12:00 PM
Game Duration: 1:59
Attendance: 17,222

Officials: Jeffrey Anderson, Earl Walton, James Breeding

Maryland - 79			Record: 16-5 (6-4)																					
NO.	Name	Min	FG	3P	FT	Rebounds			Fouls	TP	AS	TO	ST	Blocks		+/-	Shooting By Period							
			M-A	M-A	M-A	OR	DR	TOT	PF	FD				BS	BA		1 st	FG%	14-34	41.2%	3PT%	4-10	40.0%	
9	Selton Miguel	F 34:55	6-12	3-6	0-0	0	2	2	2	1	15	0	2	0	0	0	5	FT%	6-7	85.7%				
10	Julian Reese	F 35:57	5-8	0-0	4-4	3	7	10	4	4	14	2	1	1	2	0	7	2 nd	FG%	16-27	59.3%	3PT%	8-14	57.1%
25	Derek Queen	C 34:48	3-8	0-1	1-2	2	9	11	3	5	7	3	1	1	2	0	-5	FT%	1-2	50%				
0	JaKobi Gillespie	G 35:06	7-17	4-10	0-0	2	1	3	2	0	18	9	3	1	1	1	8	3 rd	FG%	30-61	49.2%	3PT%	12-24	50.0%
1	Rodney Rice	G 38:04	8-13	5-7	2-3	0	1	1	2	1	23	0	2	1	0	1	-6	FT%	7-9	77.8%				
5	DeShawn Harris-Smith	07:12	0-1	0-0	0-0	0	0	0	1	0	0	0	0	0	0	0	3	GM FG%				30-61	49.2%	
22	Jordan Geronimo	05:26	0-0	0-0	0-0	0	2	2	1	0	0	0	0	0	0	0	-4	3PT%				12-24	50.0%	
8	Jayhlon Young	04:54	0-1	0-0	0-0	1	0	1	0	0	0	0	0	0	0	0	-7	FT%				7-9	77.8%	
6	Tafara Gapare	03:38	1-1	0-0	0-0	0	0	0	2	0	2	0	1	0	0	0	4	Dead Ball Rebounds: 2, 0						
Team							5	0	5		0		0		0									
Totals			30-61	12-24	7-9	13	22	35	17	11	79	14	10	4	5	2	1							

Indiana - 78		Record: 14-7 (5-5)																							
NO.	Name	Min	FG	3P	FT	Rebounds			Fouls		TP	AS	TO	ST	Blocks		+/-	Shooting By Period							
			M-A	M-A	M-A	OR	DR	TOT	PF	FD					BS	BA		1 st	FG%	14-31	45.2%	3PT%	3-9	33.3%	
5	Malik Reneau	F 23:43	5-14	0-1	0-0	3	3	6	4	1	10	2	2	0	0	2	-3	FT%	6-10	60%					
21	Mackenzie Mgbako	F 28:02	7-12	2-5	0-1	2	3	5	1	2	16	0	0	0	0	0	-2	2 nd	FG%	17-33	51.5%	3PT%	4-8	50.0%	
11	Oumar Ballo	C 39:01	6-12	0-0	2-2	4	6	10	1	2	14	3	2	2	1	2	1	FT%	3-5	60%					
1	Myles Rice	G 34:37	5-11	3-5	3-4	0	1	1	0	3	16	3	1	0	0	1	2	GM	FG%	31-64	48.4%	3PT%	7-17	41.2%	
3	Anthony Leal	G 18:48	2-3	0-0	2-2	2	3	5	1	5	6	2	0	0	1	0	-2	FT%	9-15	60.0%					
10	Luke Goode	17:16	2-5	2-3	2-3	0	2	2	4	1	8	0	0	0	0	0	0	Dead Ball Rebounds: 3, 0							
32	Trey Galloway	31:00	3-5	0-2	0-1	0	0	0	0	2	6	5	2	2	0	0	-1								
9	Kanaan Carlyle	07:33	1-2	0-1	0-2	1	0	1	0	1	2	0	0	1	0	0	0								
Team						2	0	2				0													
Totals			31-64	7-17	9-15	14	18	32	11	17	78	15	7	5	2	5	-1								
																						Technical Fouls: NONE			

	UMD	IND	Points from	UMD	IND	Period by Period Scoring			
Biggest lead	10 (2 nd 9:34)	5 (2 nd 3:07)	Turnovers	10	12	UMD	1st	2nd	TOT
Best Scoring Run	7 (1 st 9:57)	10 (2 nd 3:07)	Paint	30	40				
Lead Changes	9		Second Chance	13	17	IND	38	41	79
Times Tied	3		Fast Breaks	16	13				
Time with Lead	29:05	09:04	Bench	2	16		37	41	78

ASSOCIATED PRESS POLL (JAN. 27)

RK	School	Record	Votes	Prev
1	Auburn (62)	18-1	1550	1
2	Duke	17-2	1484	2
3	Iowa State	17-2	1404	3
4	Alabama	17-3	1342	4
5	Florida	18-2	1278	5
6	Houston	16-3	1242	7
7	Michigan State*	17-2	1170	8
8	Tennessee	17-3	1149	6
9	Marquette	17-3	1068	10
10	Purdue*	16-5	892	11
11	Kansas	14-5	877	12
12	Kentucky	14-5	858	9
13	Texas A&M	15-5	775	13
14	Mississippi State	16-4	715	14
15	Saint John's	17-3	588	20
16	Oregon*	16-4	448	15
17	Wisconsin*	16-4	440	18
18	Illinois*	14-6	384	17
19	Memphis	16-4	383	24
20	Missouri	16-4	352	22
21	Louisville	15-5	346	25
22	Texas Tech	15-4	308	26
23	Ole Miss	15-5	215	16
24	Vanderbilt	16-4	132	28
25	Connecticut	14-6	131	19

USA TODAY COACHES POLL (JAN. 27)

RK	School	Record	Votes	Prev
1	Auburn (31)	18-1	775	1
2	Duke	17-2	741	2
3	Iowa State	17-2	689	4
4	Alabama	17-3	676	3
5	Houston	16-3	635	5
6	Florida	18-2	634	6
7	Michigan State*	17-2	583	8
8	Tennessee	17-3	564	7
9	Marquette	17-3	536	10
10	Purdue*	16-5	476	12
11	Kansas	14-5	429	11
12	Kentucky	14-5	399	9
13	Mississippi State	16-4	324	14
14	Saint John's	17-3	318	21
15	Texas A&M	15-5	310	13
16	Memphis	16-4	242	22
17	Wisconsin*	16-4	214	19
18	Oregon*	16-4	201	15
19	Texas Tech	15-4	169	25
20	Illinois*	14-6	166	17
21	Missouri	16-4	163	24
22	Louisville	15-5	162	26
23	Ole Miss	15-5	104	16
24	Connecticut	14-6	100	18
25	Clemson	17-4	96	29

*-Big Ten opponent • Bold are Terps' 2024-25 opponents

TERPS VS. AP TOP 5 (SINCE 2010-11)

Date	Opponent	H/A/N	Score
1/2/24	#1 Purdue	H	L, 53-67
3/18/23	#1 Alabama	N	L, 51-73
2/16/23	#3 Purdue	H	W, 68-54
1/22/23	#3 Purdue	@	L, 55-58
2/13/22	#3 Purdue	@	L, 61-62
3/22/21	#5 Alabama	N	L, 77-96
3/12/21	#4 Michigan	N	L, 66-79
2/8/21	#4 Ohio State	H	L, 65-73
1/7/21	#5 Iowa	H	L, 67-89
11/28/18	#4 Virginia	H	L, 71-76
1/31/18	#3 Purdue	@	L, 67-75
1/4/18	#1 Michigan St.	@	L, 61-91
3/24/16	#1 Kansas	N	L, 63-79
3/12/16	#2 Michigan St.	N	L, 61-64
1/28/16	#3 Iowa	H	W, 74-68
2/24/15	#5 Wisconsin	H	W, 59-53
3/9/14	#5 Virginia	H	W, 75-69 (ot)
2/24/14	#4 Syracuse	H	L, 55-57
12/4/13	#5 Ohio State	@	L, 60-76
3/15/13	#2 Duke	N	W, 83-74
2/16/13	#2 Duke	H	W, 83-81
1/26/13	#1 Duke	@	L, 64-84
11/9/12	#3 Kentucky	N	L, 69-72
3/9/12	#4 UNC	N	L, 69-85
2/4/12	#5 UNC	H	L, 74-83
3/11/11	#5 Duke	N	L, 71-87
2/2/11	#5 Duke	H	L, 62-80
1/9/11	#1 Duke	@	L, 64-71
11/18/10	#5 Pitt	N	L, 70-79

TERPS SUCCESS AT HOME VS. NO. 1 RANKED TEAMS

Maryland holds the best overall record nationally against AP No. 1 ranked teams in home games dating back to 1994-95 despite this year's loss to No. 1 Purdue on Jan. 2, 2024.

All Div. I, Highest Win Pct at Home vs. AP No. 1 Team - Since 1994-95

(Minimum 5 Games)

Team	Record	Win Pct
Maryland	4-2	.667
North Carolina State	3-2	.600
Indiana	4-3	.571
Ohio State	4-3	.571
Florida State	3-3	.500

Maryland won four straight home games against AP No. 1 ranked teams - two against North Carolina and two against Duke. The 2023-24 Purdue game marked the first time in 20 years to have a No. 1 ranked team visit XFINITY.

Home Games vs. AP No. 1 Ranked Teams

Year	Opponent	Score
1994-95	North Carolina	W, 86-73
1997-98	North Carolina	W, 89-83 (OT)
2001-02	Duke	W, 87-73
2002-03	Duke	W, 87-72
2003-04	Duke	L, 60-68
2023-24	Purdue	L, 53-67

AP TOP 25 POLL TRACKING

Opponent	Pre	11/11	11/18	11/25	12/2	12/9	12/16	12/23	12/30	1/6	1/13	1/20	1/27	2/3	2/10	2/17	2/24	3/3	3/10	3/17
Illinois	RV	RV	25	RV	19	RV	RV	24	22	13	19	17	18							
Indiana	17	16	16	14	RV	RV	RV	RV	RV	RV	-	-	-							
Marquette	18	15	15	10	5	6	9	8	8	7	7	10	9							
Maryland	RV	RV	RV	RV	RV	RV	RV	RV	RV	RV	RV	RV	RV							
Michigan	RV	RV	RV	-	RV	14	24	RV	RV	24	20	21	RV							
Michigan State	RV	RV	RV	RV	RV	21	20	18	18	16	12	8	7							
Nebraska	-	-	-	RV	RV	-	-	-	RV	RV	-	-	-							
Ohio State	RV	21	RV	RV	RV	-	-	RV	RV	-	-	-	-							
Oregon	RV	RV	RV	RV	12	12	10	9	9	15	13	15	16							
Penn State	-	-	RV	RV	-	RV	RV	RV	RV	-	-	-	-							
Purdue	14	13	6	13	8	11	16	21	20	20	17	11	10							
Rutgers	25	24	24	-	-	-	-	-	-	-	-	-	-							
UCLA	22	-	-	RV	RV	24	18	22	15	22	-	-	RV							
Wisconsin	RV	RV	19	15	11	20	RV	RV	RV	RV	24	18	17							


2024-25 NCAA / BIG TEN RANKINGS

Statistic	National Rank	Conference Rank	Value	National Leader	Value	Conference Leader	Value
Assist/Turnover Ratio (355 ranked)	40	5	1.49	Gonzaga	1.97	Iowa	1.87
Assists Per Game (355 ranked)	82	10	15.5	Gonzaga	19.9	Iowa	19.5
Bench Points per game (355 ranked)	288	16	17.43	Southern U.	39.63	Michigan St.	38.37
Blocks Per Game (355 ranked)	53	4	4.5	Auburn	7.2	Michigan St.	5.3
Effective FG pct (355 ranked)	41	5	0.553	Cornell	0.604	Iowa	0.587
Fastbreak Points (355 ranked)	35	3	14.24	Michigan St.	18.58	Michigan St.	18.58
Field Goal Percentage (355 ranked)	24	5	48.8	Cornell	51.5	Iowa	50.5
Field Goal Percentage Defense (355 ranked)	91	6	41.7	Houston	36.0	Illinois	39.7
Fouls Per Game (355 ranked)	96	4	15.9	Creighton	10.4	Iowa	14.6
Free Throw Attempts Per Game (355 ranked)	193	16	19.0	Winthrop	30.5	Michigan St.	23.6
Free Throw Percentage (355 ranked)	83	6	74.8	Wisconsin	85.3	Wisconsin	85.3
Free Throws Made Per Game (355 ranked)	149	15	14.2	Missouri	20.6	Michigan St.	19.3
Rebound Margin (355 ranked)	63	4	4.9	Illinois	11.5	Illinois	11.5
Rebounds (Defensive) Per Game (355 ranked)	103	8	25.95	Illinois	31.50	Illinois	31.50
Rebounds (Offensive) Per Game (355 ranked)	161	7	11.10	Texas A&M	16.50	Illinois	13.50
Rebounds Per Game (355 ranked)	119	5	37.05	Illinois	45.00	Illinois	45.00
Scoring Defense (355 ranked)	38	2	65.4	Houston	55.6	UCLA	64.5
Scoring Margin (355 ranked)	6	1	18.0	Houston	21.1	Maryland	18.0
Scoring Offense (355 ranked)	21	5	83.4	Alabama	90.4	Iowa	86.8
Steals Per Game (355 ranked)	78	4	8.0	UTEP	11.0	Penn St.	9.2
Three Point Attempts Per Game (355 ranked)	192	6	22.4	North Florida	35.5	Illinois	31.0
Three Point Percentage (355 ranked)	60	5	36.5	Bradley	40.6	Iowa	39.1
Three Point Percentage Defense (355 ranked)	96	10	31.4	Tennessee	25.4	Illinois	28.5
Three Pointers Per Game (355 ranked)	138	5	8.2	North Florida	12.6	Iowa	10.4
Turnover Margin (355 ranked)	12	2	4.7	UC San Diego	7.4	UCLA	5.1
Turnovers Forced Per Game (355 ranked)	34	3	15.10	UTEP	17.95	UCLA	16.65
Turnovers Per Game (355 ranked)	45	5	10.4	Houston	8.7	Northwestern	10.1
Winning Percentage (354 ranked)	33	4	76.2	Auburn	94.7	Michigan St.	89.5

2024-25 NCAA / BIG TEN RANKINGS

Statistic	Player	National Rank	Conference Rank	Value	National Leader	Value	Conference Leader	Value
Assist/Turnover Ratio (350 ranked)	Ja'Kobi Gillespie	36	6	2.75	Milos Uzan, Houston	4.57	Josh Dix, Iowa	3.35
Assists (339 ranked)	Ja'Kobi Gillespie	53	5	99	Ryan Nembhard, Gonzaga	208	Braden Smith, Purdue	187
Assists Per Game (348 ranked)	Ja'Kobi Gillespie	72	6	4.7	Ryan Nembhard, Gonzaga	9.9	Braden Smith, Purdue	8.9
Blocks (320 ranked)	Julian Reese Tafara Gapare Derik Queen	63 234 234	6 17 17	32 20 20	Gabe Dynes, Youngstown St.	71	Yanic Konan Niederhauser, Penn St.	43
Blocks Per Game (349 ranked)	Julian Reese Tafara Gapare Derik Queen	90 271 271	6 19 19	1.52 0.95 0.95	Gabe Dynes, Youngstown St.	3.23	Yanic Konan Niederhauser, Penn St.	2.15
Double Doubles (266 ranked)	Julian Reese Derik Queen	11 72	1 8	9 5	Maxime Raynaud, Stanford	16	Julian Reese, Maryland Brooks Barnhizer, Northwestern	9 9
Field Goal Attempts (345 ranked)	Ja'Kobi Gillespie Derik Queen	236 330	10 14	231 218	Landon Gasper, N.C. A&T	383	Nick Martinelli, Northwestern	295
Field Goal Percentage (343 ranked)	Julian Reese Derik Queen Ja'Kobi Gillespie	35 46 179	5 6 18	56.9 55.5 47.2	Daniel Batcho, Louisiana Tech	73.2	Owen Freeman, Iowa	65.0
Field Goals (341 ranked)	Derik Queen Ja'Kobi Gillespie Julian Reese	95 195 220	7 13 14	121 109 107	Eric Dixon, Villanova	167	Trey Kaufman-Renn, Purdue	153
Free Throw Attempts (348 ranked)	Julian Reese Derik Queen	150 157	12 13	100 99	Aniwaniwa Tait-Jones, UC San Diego	186	Great Osobor, Washington	146
Free Throw Percentage (349 ranked)	Derik Queen	318	21	75.8	Steven Ashworth, Creighton	97.1	Ace Baldwin Jr., Penn St.	93.0
Free Throws (344 ranked)	Derik Queen Julian Reese	140 157	12 14	75 73	Aniwaniwa Tait-Jones, UC San Diego	150	John Tonje, Wisconsin	123
Minutes Per Game (350 ranked)					Bennett Stirtz, Drake	38:28	Nick Martinelli, Northwestern	37:13
Points (348 ranked)	Derik Queen Ja'Kobi Gillespie Julian Reese	166 225 313	12 16 20	319 306 287	Eric Dixon, Villanova	492	Nick Martinelli, Northwestern	395
Points Per Game (987 ranked)	Derik Queen Ja'Kobi Gillespie Julian Reese Rodney Rice Selton Miguel	228 298 405 564 732	18 19 28 34 48	15.2 14.6 13.7 12.6 11.5	Eric Dixon, Villanova	24.6	Ace Bailey, Rutgers	19.8
Rebounds (347 ranked)	Julian Reese Derik Queen	15 52	2 5	193 170	Carson Towt, Northern Ariz.	259	Oumar Ballo, Indiana	203
Rebounds (Defensive) Per Game (344 ranked)	Derik Queen Julian Reese	56 56	6 6	5.90 5.90	Carson Towt, Northern Ariz.	9.29	Danny Wolf, Michigan	7.58
Rebounds (Offensive) Per Game (343 ranked)	Julian Reese Derik Queen	34 242	2 11	3.29 2.19	Zuby Ejiofor, St. John's (NY)	4.50	Oumar Ballo, Indiana	3.35
Rebounds Per Game (347 ranked)	Julian Reese Derik Queen	24 73	3 7	9.2 8.1	Oscar Cluff, South Dakota St.	12.4	Oumar Ballo, Indiana	10.2
Steals (322 ranked)	Ja'Kobi Gillespie	52	3	39	Hayden Gray, UC San Diego	71	Braden Smith, Purdue	50
Steals Per Game (349 ranked)	Ja'Kobi Gillespie	78	6	1.86	Hayden Gray, UC San Diego	3.38	Braden Smith, Purdue	2.38
Three Point Attempts (340 ranked)	Ja'Kobi Gillespie Rodney Rice	167 202	3 7	121 116	Landon Gasper, N.C. A&T	210	Payton Sandfort, Iowa	145
Three Point Percentage (122 ranked)					Caleb Grill, Missouri	48.3	Zach Hicks, Penn St.	42.1
Three Pointers Per Game (346 ranked)	Ja'Kobi Gillespie Rodney Rice	136 274	4 11	2.43 2.00	Reyne Smith, Louisville	3.90	Connor Essegian, Nebraska Zach Hicks, Penn St.	2.55 2.55
Total 3-point FGM (323 ranked)	Ja'Kobi Gillespie Rodney Rice Selton Miguel	102 235 300	1 8 13	51 42 39	Abdi Bashir Jr., Monmouth	79	Connor Essegian, Nebraska Ja'Kobi Gillespie, Maryland Zach Hicks, Penn St.	51 51 51
Triple Doubles (2 ranked)					Sean Smith, Western Ill.	2	Kylan Boswell, Illinois Dylan Harper, Rutgers	1 1

0

**JA'KOBI GILLESPIE**

G • 6-1 • 180 • Jr. • Greenville, Tenn. (Greenville/Belmont)

	GP/GS	PPG	RPG	APG	FG%	3FG%	FT%
2024-25	21-21	14.6	2.2	4.7	.472	.421	.881
Career	78-53	13.4	2.7	4.0	.499	.377	.799
Career Highs	Pts: 27	3FG: 5	Reb: 8	Asst: 11	Stl: 7	Blk: 2	Min: 39

JAH-KOBE

**KEVIN WILLARD**

Head Coach • Pittsburgh '97

Years Overall / Record: 18th / 324-245 (.570)

Years at Maryland / Record: 3rd / 54-35 (.607)

1

**RODNEY RICE**

G • 6-4 • 195 • So. • Clinton, MD (DeMatha Catholic/Virginia Tech)

	GP/GS	PPG	RPG	APG	FG%	3FG%	FT%
2024-25	21-17	12.6	2.3	2.0	.448	.362	.840
Career	29-17	11.1	2.6	1.3	.420	.355	.839
Career Highs	Pts: 28	3FG: 5	Reb: 6	Asst: 5	Stl: 3	Blk: 1	Min: 38


**DAVID COX**

Associate Head Coach

William & Mary '95

Third Year at Maryland

2

**JAHARI LONG**

G • 6-5 • 200 • 5th Yr • Houston, TX (Episcopal/Seton Hall)

	GP/GS	PPG	RPG	APG	FG%	3FG%	FT%
2023-24	30-3	4.7	1.2	1.4	.416	.355	.774
Career	89-5	2.7	0.9	1.1	.394	.350	.717
Career Highs	Pts: 15	3FG: 3	Reb: 4	Asst: 6	Stl: 3	Blk: 1	Min: 30

JAH-HAR-EE

**GREG MANNING JR.**

Assistant Coach

Loyola '08

Seventh Year at Maryland

4

**BRADEN PIERCE**

F • 7-0 • 230 • R-Fr. • Woodstock, GA (River Ridge HS / IMG Academy (Fla.))

	GP/GS	PPG	RPG	BPG	FG%	3FG%	FT%
2024-25	5-0	2.4	2.4	0.2	.556	-	.500
Career	5-0	2.4	2.4	0.2	.556	-	.500
Career Highs	Pts: 6	3FG: -	Reb: 5	Asst: 1	Stl: 1	Blk: 1	Min: 13

**KEVIN NORRIS**

Assistant Coach

Miami '98

First Year at Maryland

5

**DESHAWN HARRIS-SMITH**

G • 6-5 • 215 • So. • Woodbridge, VA (Paul VI Catholic)

	GP/GS	PPG	RPG	APG	FG%	3FG%	FT%
2024-25	21-4	3.4	2.6	1.3	.413	.182	.625
Career	54-34	5.8	3.6	2.0	.377	.198	.590
Career Highs	Pts: 17	3FG: 3	Reb: 8	Asst: 5	Stl: 3	Blk: 1	Min: 41

DAY-SHAWN

**CHARLIE BUTLER**

Director of Basketball Operations

Seton Hall '15

Third Year at Maryland

6

**TAFARA CAPARE**

F • 6-9 • 206 • Jr. • Wellington, NZ (South Kent (Conn.) / UMass / Georgia Tech)

	GP/GS	PPG	RPG	BPG	FG%	3FG%	FT%
2024-25	21-0	4.8	2.5	0.9	.521	.379	.640
Career	80-15	4.4	2.7	0.9	.373	.248	.635
Career Highs	Pts: 20	3FG: 3	Reb: 10	Asst: 4	Stl: 5	Blk: 6	Min: 30

TUN-FAR-UN GUN-PAR-EE


**CHRIS ROBINSON**

Coordinator of Basketball Operations

Maryland '19

Ninth Year at Maryland

7

**MALACHI PALMER**

G • 6-6 • 215 • Fr. • Harrisburg, PA (Mt. Zion Prep (Md.))

	GP/GS	PPG	RPG	SPG	FG%	3FG%	FT%
2024-25	13-0	2.7	2.2	0.1	.371	.316	1.000
Career	13-0	2.7	2.2	0.1	.371	.316	1.000
Career Highs	Pts: 10	3FG: 2	Reb: 6	Asst: 2	Stl: 1	Blk: 1	Min: 24

**RICKY HARRIS**

Director of Player Personnel / Assistant Coach

Massachusetts '10

Second Year at Maryland

8

**JAY YOUNG**

G • 6-2 • 175 • Grad. • Dallas, Texas (Garland / Baton Rouge CC / UCF / Memphis)

	GP/GS	PPG	RPG	SPG	FG%	3FG%	FT%
2024-25	21-0	2.9	1.4	0.8	.420	.429	.700
Career	81-12	3.3	1.7	0.8	.398	.372	.792
Career Highs	Pts: 17	3FG: 3	Reb: 10	Asst: 6	Stl: 3	Blk: 3	Min: 43

**BRENTON PETTY**

Director of Player Development / Assistant Coach

Fordham '18

Sixth Year at Maryland

9

**SELTON MIGUEL**

G • 6-4 • 210 • 5th Yr • Luanda, Angola (West Oaks Acad. (Fla.)/Kansas St./USF)

	GP/GS	PPG	RPG	APG	FG%	3FG%	FT%
2024-25	21-21	11.5	1.8	2.0	.443	.402	.710
Career	139-73	10.3	3.1	2.2	.400	.337	.721
Career Highs	Pts: 25	3FG: 6	Reb: 10	Asst: 7	Stl: 3	Blk: 3	Min: 40

**KYLE TARP**

Director of Basketball Performance

UC Davis '06

15th Year at Maryland

10

**JULIAN REESE**

F • 6-9 • 230 • Sr. • Baltimore, MD (St. Frances Academy)

	GP/GS	PPG	RPG	BPG	FG%	3FG%	FT%
2024-25	21-21	13.7	9.2	1.5	.569	.000	.730
Career	119-87	10.9	7.4	1.4	.561	.292	.615
Career Highs	Pts: 27	3FG: 2	Reb: 17	Asst: 5	Stl: 3	Blk: 6	Min: 49


**MATT CHARVAT**

Associate Head Athletic Trainer

Baldwin-Wallace '96

24th Year at Maryland

13

**CHANCE STEPHENS**

G • 6-3 • 185 • R-So. • Riverside, CA (Riverside Polytechnic/LMU)

	GP/GS	PPG	RPG	SPG	FG%	3FG%	FT%
2024-25	7-0	1.3	0.0	0.0	.250	.250	.000
Career	35-4	5.0	0.8	0.1	.350	.364	.737
Career Highs	Pts: 23	3FG: 7	Reb: 4	Asst: 2	Stl: 1	Blk: 0	Min: 23

**JORDAN GERONIMO**

F • 6-9 • 225 • 5th Yr • Newark, NJ (St. Paul's School (N.H.)/Indiana)


	GP/GS	PPG	RPG	SPG	FG%	3FG%	FT%
2024-25	15-0	2.4	2.4	0.6	.640	.500	.500
Career	128-32	4.0	3.0	0.6	.501	.255	.573
Career Highs	Pts: 15	3FG: 2	Reb: 13	Asst: 3	Stl: 3	Blk: 5	Min: 36

**DERIK QUEEN**

C • 6-10 • 245 • Fr. • Baltimore, MD (Montverde Academy (Fla.))


	GP/GS	PPG	RPG	BPG	FG%	3FG%	FT%
2024-25	21-21	15.2	8.1	0.9	.555	.091	.758
Career	21-21	15.2	8.1	0.9	.555	.091	.758
Career Highs	Pts: 26	3FG: 2	Reb: 20	Asst: 5	Stl: 3	Blk: 2	Min: 36

25

**LUKAS SOTELL**

G • 6-3 • 170 • So. • Stamford, CT (Monteverde School)

	GP/GS	PPG	RPG	APG	FG%	3FG%	FT%
2024-25	21-21	15.2	8.1	0.9	.555	.091	.758
Career	21-21	15.2	8.1	0.9	.555	.091	.758
Career Highs	Pts: 26	3FG: 2	Reb: 20	Asst: 5	Stl: 3	Blk: 2	Min: 36

**BEN MURPHY**

G • 6-1 • 193 • Sr. • Reisterstown, MD (Howard CC)

	GP/GS	PPG	RPG	APG	FG%	3FG%	FT%
2024-25	21-21	15.2	8.1	0.9	.555	.091	.758
Career	21-21	15.2	8.1	0.9	.555	.091	.758
Career Highs	Pts: 26	3FG: 2	Reb: 20	Asst: 5	Stl: 3	Blk: 2	Min: 36

40

30

NOTABLES

- 10 of Maryland's 11 returning scholarship players have career-highs of at least 15 points - only Braden Pierce who redshirted 2023-24 does not. Maryland leads the Big Ten with 10 players who have three-or-more career games scoring in double figures.
- Last year, Maryland led the Big Ten in scoring defense (65.9 ppg); first time to lead its conference in scoring defense since doing so in the ACC in 1973-74
- Finished year ranked 12th in defensive efficiency and 20th in effective field goal percentage
- Julian Reese reached 1,000 career points as the 61st Maryland player to do so (tied for 8th most among all NCAA teams)
- Head Coach Kevin Willard won 300th career game with 69-60 victory at UCLA; He is the fifth active Big Ten Coach to surpass 300 career victories
- In Willard's first two years, the Terps have produced eight All-Big Ten selections - the most for back-to-back years in nearly a decade
- Derik Queen is the 2nd highest recruit in program history and was a 5-star McDonald's All-American. Was Co-MVP of the McDonald's All-American Game - last Terp to earn that honor was Adrian Branch in 1981.
- Ja'Kobi Gillespie was the No. 31 ranked overall transfer from a pool of more than 1,000
- Rodney Rice and Selton Miguel each rated as four-star transfers
- Miguel also played over the summer for the Angolan National Team alongside fellow Terp Bruno Fernando in the FIBA Olympic Qualifying Tournament
- Terp alums Jahmir Young and Donta Scott each saw action in the 2024 NBA Summer League. Young played in five games for Denver and averaged 19.5 points in his final two games. Scott played in seven games for Golden State averaging 4.6 points, 3.6 rebounds, and 15.4 minutes.

QUICK FACTS

Location:	College Park, Md.
Conference:	Big Ten
Enrollment:	40,709
Founded:	1856
Colors:	Red, White, Black, Gold
Nickname:	Terrapins, Terps
Arena (Capacity):	XFINITY Center (17,950)
President:	Dr. Darryll J. Pines (California '86)
Athletics Director:	Damon Evans (Georgia '92)
2023-24 Overall Record:	16-17
2023-24 Big Ten Record:	7-13 (12th)
2024 Big Ten Tournament Finish:	2nd Round
Postseason Finish:	---
First Year of Basketball:	1910-11

Overall All-Time Record:	1,681-1,144 (.595) / 106th Year
NCAA Tournament Appearances/Last:	30 / 2023
National Championships:	1 (2002)
NCAA Final Fours:	2 (2001, 2002)
NCAA Elite Eights:	4 (1973, 1975, 2001, 2002)
NCAA Sweet 16:	14 (1958, 1973, 1975, 1980, 1984, 1985, 1994, 1995, 1998, 1999, 2001, 2002, 2003, 2016)
Conference Championships:	11 Tournament (4) — 1931, 1958, 1984, 2004; Regular Season (7) — T-1932, 1975, 1980, T-1995, 2002, T-2010, T-2020)