

M 2023-24 MARYLAND BASKETBALL

GAME 23

VS. RUTGERS | FEB. 6, 2024 | 6:30 PM | XFINITY CENTER | BTN

2023-24 SCHEDULE

NOVEMBER

Date	Day	UMD	Opponent	TV	Time/Result
7	TUE.	RV	MOUNT ST. MARY'S	B1G+	W, 68-53
10	Fri.	RV	vs. Davidson ¹	ESPNU	L, 61-64
12	Sun.	RV	vs. UAB ¹	ESPN2	L, 63-66
17	Fri.		at #21 Villanova ²	FS1	L, 40-57
21	TUE.		UMBC	BTN	W, 92-68
25	SAT.		SOUTH ALABAMA	BTN	W, 68-55
28	TUE.		RIDER	B1G+	W, 103-76

DECEMBER

Date	Day	UMD	Opponent	TV	Time/Result
1	Fri.		at Indiana*	BTN	L, 53-65
6	WED.		PENN STATE*	BTN	W, 81-75 (ot)
12	TUE.		ALCORN STATE	BTN	W, 105-65
19	TUE.		NICHOLLS	BTN	W, 73-67
22	Fri.		at UCLA	ESPN2	W, 69-60
28	THUR.		COPPIN STATE	BTN	W, 75-53

JANUARY

Date	Day	UMD	Opponent	TV	Time/Result
2	TUES.		#1 PURDUE*	PEACOCK	L, 53-67
7	Sun.		at Minnesota*	BTN	L, 62-65
11	THUR.		MICHIGAN*	FS1	W, 64-57
14	Sun.		at #10 Illinois*	BTN	W, 76-67
17	Wed.		at Northwestern*	BTN	L, 69-72
21	SUN.		MICHIGAN STATE*	CBS	L, 59-61
24	Wed.		at Iowa*	BTN	W, 69-67
27	SAT.		NEBRASKA*	BTN	W, 73-51

FEBRUARY

Date	Day	UMD	Opponent	TV	Time/Result
3	Sat.		at Michigan State*	FOX	L, 54-63
6	TUE.		RUTGERS*	BTN	6:30 PM
10	Sat.		at Ohio State*	FS1	4 PM
14	WED.		IOWA*	BTN	8:30 PM
17	SAT.		#10 ILLINOIS*	FOX	5:30 PM
20	Tue.		at #11 Wisconsin*	Peacock	9 PM
25	Sun.		at Rutgers*	BTN	12 PM
28	WED.		NORTHWESTERN*	BTN	7 PM

MARCH

Date	Day	UMD	Opponent	TV	Time/Result
3	SUN.		INDIANA*	CBS	2 PM
10	Sun.		at Penn State*	BTN	7:30 PM
13	Wed.		B1G First Round ³	Peacock	TBA
14	Thur.		B1G Second Round ³	BTN	TBA
15	Fri.		B1G Quarterfinals ³	BTN	TBA
16	Sat.		B1G Semifinals ³	CBS	1/3:30 PM
17	Sun.		B1G Championship ³	CBS	3:30 PM

All Times EST; Home games at XFINITY Center in BOLD CAPS; 1 - 2023 Asheville Championship Tournament (Asheville, NC); 2 - Gavitt Games, Philadelphia, PA; 3 - Big Ten Tournament, Minneapolis, MN; * Indicates Big Ten Conference Game; [x] indicates Maryland's AP ranking

MEDIA CONTACTS

Primary Contact: John Sinnett
Assistant AD - Strategic Communications & Content Dev.
Email / Phone: jsinnett@umd.edu / (c) 413-687-2237

Secondary Contact: Bryant Avery
Strategic Communications Assistant
Email / Phone: bavery1@umd.edu / (c) 404-429-9873

THE MATCHUP



MARYLAND TERRAPINS

2023-24 Record: 13-9 (5-6 B1G) - KENPOM: 52
Head Coach: Kevin Willard (Pittsburgh '97)
Years / Record at UMD: 2nd / 35-22 (.614)
Overall Years / Record: 17th / 305-232 (.568)

2023-24 Top Scorer: Young / 20.9 ppg / 438 pts
2023-24 Top Rebounder: Reese / 9.7 rpg / 214 rebs
2023-24 Top Assists: Young / 4.1 apg / 85 ast
2023-24 Top Blocks: Reese / 2.2 bpg / 48 blocks

VS



RUTGERS SCARLET KNIGHTS

2023-24 Record: 11-10 (3-7 B1G) - KENPOM: 100
Head Coach: Steve Pikiell (UConn '90)
Years / Record at RU: 8th / 128-116 (.525)
Overall Years / Record: 19th / 320-272 (.541)

2023-24 Top Scorer: Hyatt / 11.6 ppg / 244 pts
2023-24 Top Rebounder: Omoruyi / 9.1 rpg / 191 reb
2023-24 Top Assists: Simpson / 3.2 apg / 67 ast
2023-24 Top Blocks: Omoruyi / 3.0 bpg / 63 blocks

COVERAGE

Radio: Johnny Holliday (pxp), Chris Knoche (analyst), Walt Williams (analyst), Tom Marchitto (engineer)

Maryland Sports Network: One Maryland App, WJZ-FM 105.7 FM (Baltimore), The TEAM 980 AM (DC)

TV: Jason Ross, Jr. (pxp), Shon Morris (analyst)

Stream: www.foxsports.com/live
SiriusXM: Channel 383, SiriusXM App

SERIES INFORMATION

Overall Record	Maryland leads 13-7	Longest Maryland Streak	8
Home / Away / Neutral	6-3 / 6-3 / 1-1	Longest Rutgers Streak	2
Willard vs. Rutgers	8-8	Largest Maryland Win	1/6/16 - 88-63 (+25)
Current Streak	Rutgers won 1	Largest Rutgers Win	12/28/91 - 95-79 (+16)
Last Meeting	1/5/23 - L, 50-64		

RIGHT HERE, RIGHT NOW

WHERE WE ARE ...

- ▶ The Terps return to the XFINITY Center to face Rutgers in a pivotal stretch of hosting three of it next four games. The game will tip at 6:30 PM on BTN. Fans can listen to the game on the Maryland Sports Radio Network with Voice of the Terps Johnny Holliday calling the action alongside Chris Knoche and Walt Williams.
- ▶ Jahmir Young leads Maryland with 20.9 points per game, second best in the Big Ten and 17th nationally, followed by Julian Reese (13.1 points, 9.7 rebounds). Donta Scott rounds out the top scorers with 11.1 points per game but has increased that output to 13.5 points over the last eight games.

WHERE WE'VE BEEN ...

- ▶ Jahmir Young poured in 31 points, his third 30-point game of the season, but it was not enough as Michigan State pulled away late for a 63-54 win at the Breslin Center on Saturday night. Donta Scott was the only other Terp in double figures with 13 points as Julian Reese battled foul trouble for much of the game.
- ▶ Maryland has two Quad 1 wins on the year and has three road wins (2nd-best in the Big Ten). Despite being 2-5 in Quad 1 games, the Terps have had three decided by one possession (1-2).
- ▶ Defensively, Maryland has been outstanding allowing 70-or-fewer points in 12 of its last 13 games. The Terps have held the top five scoring teams in the conference to an average of 21 points under their yearly average.

THE BIG NOTE ... JAHMIR IN ELITE COMPANY OF MARYLAND LEGENDS

- ▶ After posting his third 30-point game of the season, and the fifth of his career, at Michigan State, Jahmir Young joined an elite group of Maryland legends. Young has **three 30-point road games** in his Maryland career which is tied for the second most alongside Len Bias and Greivis Vasquez. Walt Williams has the most in program history with five that came as part of a seven-game stretch of scoring 30-or-more points.

BIG NUMBERS

2,412 - Jahmir Young's career points - 2nd most nationally for an active player.
63.4 - Points per game allowed this season which ranks 11th nationally.
10-1 - Maryland's record when Julian Reese scores 18-or-more points during his career.
9 - Jahmir Young needs nine more points to reach 1,000 at Maryland - will be the 3rd fastest to do so.
5 - All-time Terps including Donta Scott to post 1,500+ career points and 800+ career rebounds.

Terps Most 30-Point Road Games

38	Walt Williams	at Florida State (2/5/92)
34	Walt Williams	at Clemson (2/22/92)
33	Walt Williams	at Virginia (1/29/92)
32	Walt Williams	at North Carolina (1/13/92)
30	Walt Williams	at NC State (1/11/92)
41	Len Bias	at Duke (1/25/86)
35	Len Bias	at North Carolina (2/20/86)
33	Len Bias	at George Mason (11/26/85)
41	Greivis Vasquez	at Virginia Tech (2/27/10)
33	Greivis Vasquez	at NC State (3/1/09)
30	Greivis Vasquez	at Wake Forest (1/12/10)
37	Jahmir Young	at UCLA (12/22/23)
36	Jahmir Young	at Northwestern (1/17/24)
31	Jahmir Young	at Michigan State (2/3/24)

2023-24 NUMERICAL ROSTER

No.	Name	Cl.	Pos.	Ht.	Wt.	Hometown / High School / Previous School	Instagram	Twitter
0	Jahnathan Lamothe	Fr.	G	6-4	192	Baltimore, Md. / St. Frances Academy	jahnlamothe5	JahnathanLamot1
1	Jahmir Young	5th	G	6-1	185	Upper Marlboro, Md. / DeMatha Catholic / Charlotte	jahm1ryoung	Flyymir_
2	Jahari Long	Sr.	G	6-5	200	Houston, Texas / Episcopal / Seton Hall	jboogi	jahari2_
4	Braden Pierce	Fr.	C	7-0	230	Woodstock, Ga. / River Ridge / IMG Academy	bradenpiercee	bradenpierce24
5	DeShawn Harris-Smith	Fr.	G	6-5	215	Woodbridge, Va. / Paul VI Catholic	thatdogdeshawn	dcincooo
10	Julian Reese	Jr.	F	6-9	230	Baltimore, Md. / St. Frances Academy	shifty_ju	reese10julian
11	Noah Batchelor	So.	G/F	6-6	185	Frederick, Md. / Glenelg Country School / IMG Academy	noahbatchelorr	noah_batchelor_
12	Jamie Kaiser, Jr.	Fr.	F	6-6	205	Burke, Va. / Bishop Ireton / IMG Academy	jamie_kaiser	J_Kaiser53
13	Chance Stephens	So.	G	6-3	185	Riverside, Calif. / Riverside Polytechnic / Loyola Marymount (Calif.)	chance_the_sniper	sniperstephens3
14	Mady Traore	So.	F	6-11	195	Paris, France / Believe Prep (S.C.) / New Mexico State	thesssnake	madytraore08
22	Jordan Geronimo	Sr.	F	6-6	225	Newark, N.J. / St. Paul's School (N.H.) / Indiana	jordangeronimo22	jordangeronimo2
24	Donta Scott	5th	F	6-8	230	Philadelphia, Pa. / Imhotep Charter	donta_4	-
30	Lukas Sotell	Fr.	G	6-3	170	Stamford, Conn. / Stamford / Montverde Academy	lukassotell	LukasSotell
35	Caelum Swanton-Rodger	So.	C	6-11	220	Calgary, Alberta / Edge School	r.caelum	caelumswanton
40	Ben Murphy	Jr.	G	6-1	193	Reisterstown Md. / Franklin / Howard Community College	benwmurphy	ben10murphy

Head Coach: Kevin Willard (Pittsburgh '97) 2nd season at Maryland / 17th season overall

Associate Head Coach: David Cox (William & Mary '95), 2nd season

Assistant Coach: Mike Jones (Old Dominion '95), 1st season

Assistant Coach: Greg Manning, Jr. (Loyola '08), 6th season

Director of Basketball Operations: Charlie Butler (Seton Hall '15), 2nd season

Coordinator of Basketball Operations: Chris Robinson (Maryland '19), 7th season

Director of Player Personnel: Ricky Harris (Massachusetts '10), 1st season

Video Coordinator: Brenton Petty (Fordham '18), 5th season

Director of Basketball Performance: Kyle Tarp (UC Davis '06), 14th season

2023-24 ALPHABETICAL ROSTER

No.	Name	Cl.	Pos.	Ht.	Wt.	Hometown / High School / Previous School	Instagram	Twitter
11	Noah Batchelor	So.	G/F	6-6	185	Frederick, Md. / Glenelg Country School / IMG Academy	noahbatchelorr	noah_batchelor_
22	Jordan Geronimo	Sr.	F	6-6	225	Newark, N.J. / St. Paul's School (N.H.) / Indiana	jordangeronimo22	jordangeronimo2
5	DeShawn Harris-Smith	Fr.	G	6-5	215	Woodbridge, Va. / Paul VI Catholic	thatdogdeshawn	dcincooo
12	Jamie Kaiser, Jr.	Fr.	F	6-6	205	Burke, Va. / Bishop Ireton / IMG Academy	jamie_kaiser	J_Kaiser53
0	Jahnathan Lamothe	Fr.	G	6-4	192	Baltimore, Md. / St. Frances Academy	jahnlamothe5	JahnathanLamot1
2	Jahari Long	Sr.	G	6-5	200	Houston, Texas / Episcopal / Seton Hall	jboogi	jahari2_
40	Ben Murphy	Jr.	G	6-1	193	Reisterstown Md. / Franklin / Howard Community College	benwmurphy	ben10murphy
4	Braden Pierce	Fr.	C	7-0	230	Woodstock, Ga. / River Ridge / IMG Academy	bradenpiercee	bradenpierce24
10	Julian Reese	Jr.	F	6-9	230	Baltimore, Md. / St. Frances Academy	shifty_ju	reese10julian
24	Donta Scott	5th	F	6-8	230	Philadelphia, Pa. / Imhotep Charter	donta_4	-
30	Lukas Sotell	Fr.	G	6-3	170	Stamford, Conn. / Stamford / Montverde Academy	lukassotell	LukasSotell
13	Chance Stephens	So.	G	6-3	185	Riverside, Calif. / Riverside Polytechnic / Loyola Marymount (Calif.)	chance_the_sniper	sniperstephens3
35	Caelum Swanton-Rodger	So.	C	6-11	220	Calgary, Alberta / Edge School	r.caelum	caelumswanton
14	Mady Traore	So.	F	6-11	195	Paris, France / Believe Prep (S.C.) / New Mexico State	thesssnake	madytraore08
1	Jahmir Young	5th	G	6-1	185	Upper Marlboro, Md. / DeMatha Catholic / Charlotte	jahm1ryoung	Flyymir_

PRONUNCIATIONS

#0 Jahnathan Lamothe	Jonathan la-moeth
#1 Jahmir Young	jah-meer
#2 Jahari Long	jah-har-ee
#5 DeShawn Harris-Smith	day-shawn
#12 Jamie Kaiser	kai-zer
#14 Mady Traore	mad-ee tra-or-eh
#24 Donta Scott	Don-tay
#30 Lukas Sotell	so-TELL
#35 Caelum Swanton-Rodger	CAL-um

Location	College Park, Md.
Conference	Big Ten
Enrollment	40,709
Founded	1856
Colors	Red, White, Black, Gold
Nickname	Terrapins, Terps
Arena (Capacity)	XFINITY Center (17,950)
President	Dr. Darryll J. Pines (California '86)
Athletics Director	Damon Evans (Georgia '92)
2022-23 Overall Record	22-13
2022-23 Big Ten Record	11-9 (T5th)
2023 Big Ten Tournament Finish	2nd Round
Postseason Finish	NCAA 2nd Round

QUICK FACTS

First Year of Basketball:	1910-11
Overall All-Time Record:	1,660-1,132 (.591) / 105th Year
NCAA Tournament Appearances/Last:	30 / 2023
National Championships:	1 (2002)
NCAA Final Fours:	2 (2001, 2002)
NCAA Elite Eights:	4 (1973, 1975, 2001, 2002)
NCAA Sweet 16:	14 (1958, 1973, 1975, 1980, 1984, 1985, 1994, 1995, 1998, 1999, 2001, 2002, 2003, 2016)
Conference Championships:	11 Tournament (4) — 1931, 1958, 1984, 2004; Regular Season (7) — T-1932, 1975, 1980, T-1995, 2002, T-2010, T-2020)

FEAR THE JAHMIR

- ▶ Entering his first year at Maryland, many questioned Jahmir Young's ability to translate his scoring from C-USA to Power 5 play. Young's response was a team-best 15.9 points and 3.1 assists per game. Last season, he had eight 20-point games including a season-high 30 against No. 24 Ohio State. He was also the third-leading rebounder (4.6) overall, led the team in steals (44) and had the fourth-most blocked shots (13).
- ▶ This season, Young is the 2nd-ranked active player for overall scoring with 2,412 points and is 9th for scoring average at 17.1 points.

2023-24 NCAA PLAYERS (1800+ PTS, 600 REB, 450 AST)

Rk	Player	School	G	REB	AST	PTS
1	Jahmir Young	Maryland	141	715	451	2412
2	Taeion Kinsey	Marshall	117	611	503	2252
3	Baylor Scheierman	Creighton	149	1123	525	1986
4	Hunter Maldonado	Wyoming	120	691	571	1895

2023-24 ACTIVE NCAA SCORING LEADERS (TOTAL POINTS)

1	Max Abmas , Texas	2,955
2	Jahmir Young , Maryland	2,412
3	Isaiah Stevens , Colorado St.	2,140
4	Armando Bacot , North Carolina	2,115
5	Travis Ewee , Rice	2,113

YOUNG LOOKING TO DOUBLE UP ON 1K POINTS

- ▶ Jahmir Young is looking to become just the sixth NCAA player since 2006 to post 1,000 points at two different institutions during his career. Prior to the extra year of eligibility due to COVID-19, only three players had achieved the feat in the past 20 years.

SEASON	PLAYER	TEAMS
2002-06	Gary Neal	Towson (1254), La Salle (1041)
2013-17	Andrew Rowsey	UNC Ash. (1244), Marquette (1087)
2011-15	Juan'ya Green	Hofstra (1186), Niagara (1131)
2018-22	Matt Bradley	Cal (1289), SDSU (1033)
2018-22	Jalen Pickett	Siena (1139), Penn State (1068)
2019-pr.	Jahmir Young	Charlotte (1421), Maryland (991)

1,000 IN TWO AT MARYLAND

- ▶ Jahmir Young looking to become the fifth Maryland player to score 1,000 points in just two seasons, joining Joe Smith (1,290), Tom McMillen (1,283), Melo Trimble (1,102) and Terrell Stoglin (1,066). McMillen was the first to do it in 1973, followed by Smith in 1995. McMillen and Trimble went on to play three seasons while Smith and Stoglin only played two seasons at Maryland.
- ▶ Young will become the third-fastest Terp to score 1,000 career points, having played in 56 games, he should reach the mark against Rutgers. The fastest Terp to 1,000 points was McMillen, who did it in his 48th game. Smith scored his 1,000th point in his 52nd game, a dramatic 86-73 win over No. 1 North Carolina on Feb. 7, 1995.

Maryland's Fastest To 1,000 Points

Name	Game	Opponent	Two-Year Total
Tom McMillen	48th	vs. NC State (1/31/73)	1,283
Joe Smith	52nd	vs. North Carolina (2/7/95)	1,290
Terrell Stoglin	63rd	vs. Virginia (3/4/12)	1,066
Melo Trimble	66th	vs. Indiana (3/6/16)	1,102
Jahmir Young	TBA	TBA	991

MR. CLUTCH

- ▶ Jahmir Young has shown the ability to produce points by the bunches throughout his career, but most importantly, he can deliver in the big moment.
- ▶ Young ranks second nationally in 'clutch' points – those scored in the last five minutes of regulation and overtime with the score within six points. He had 68 after the Iowa game which was the most until Denver's Tommy Bruner had 49 points, including 21 in the 'clutch' span during the Pioneers double-OT win over South Dakota.
- ▶ Young's most recent 'clutch' showing was when he scored Maryland's final eight points in the last 90 seconds at Iowa, a pair of threes and the game-winning lay-up with 1.5 seconds to go.

Most Pts in Last 5 Min and OT (Score Within 6 Pts)

Tommy Bruner	Denver	81
Tyler Thomas	Hofstra	73
Jahmir Young	Maryland	68
Wade Taylor IV	Texas A&M	67
Marcus Hill	Bowling Green	67

JAHMIR HAVING A SEASON TO REMEMBER

- ▶ Jahmir Young has had a banner two seasons for the Terps since transferring from Charlotte. This season, he has built upon his 2022-23 campaign and is one of the top scorers in the country.
- ▶ In terms of a single-season at Maryland, Young is turning in one of the top seasons in recent history.
- ▶ Young is also closing in on producing the 51st 500-point season in program history.
- ▶ His 120 made free throws are also closing in on the program's top-25 list for a single-season. Highlighting his efforts at the line have been consecutive made streaks of 39 (12/1/23-12/22/23) and 27 (1/11/24-to-1/24/24). His 39 straight were one shy of the program record set by Juan Dixon (1998-02).
- ▶ *Young is looking to become the first Terp since Greivis Vasquez in 2009-10 to average over 20 points, four rebounds, and four assists per game.*

Category	Rank	Total	Best Since
Scoring Avg.	9th	20.9	Terrell Stoglin, 21.6, 2011-12
Free Throw %	3rd	.902	Chris McCray, .903, 2004-05

YOUNG MAKING HIS MARK ON CAREER LISTS

- ▶ Through 56 career games at Maryland, Jahmir Young has already climbed into the top-10 of the Terps' all-time scorers. In his Maryland career, he has averaged 17.7 points per game which currently ranks 6th-best all-time. The most recent player to reach the top-10 for career scoring average at Maryland was Jerrod Mustaf who posted 16.6 points in 59 games from 1988-90.
- ▶ Young also is also second all-time for career free throw percentage (.862) and 17th for assists (3.4).
- ▶ Defensively, Young's 1.3 steals per game ranks 15th all-time.

JAHMIR HAS ROAD RAGE

- ▶ In his last six road games, Jahmir Young is averaging 29.0 points per game, while shooting 49.1% overall including 37.1% from beyond the arc and 92.2% at the stripe.
- ▶ He has three 30-point road games (37 at UCLA, 36 at Northwestern, 31 at Michigan State). He also had 28 points at No. 10 Illinois.

ASSOCIATED PRESS POLL (2/5/24)

RK	School	Record	Votes	Prev
1	Connecticut (45)	20-2	1509	1
2	Purdue* (16)	21-2	1479	2
3	North Carolina	18-4	1352	3
4	Kansas	17-4	1322	8
5	Houston	19-3	1273	4
6	Tennessee	16-5	1211	5
7	Marquette	17-5	1173	9
8	Arizona	17-5	1077	11
9	Duke	16-5	924	7
10	Illinois*	17-5	893	14
11	Wisconsin*	16-6	838	6
12	Auburn	18-4	818	16
13	Baylor	15-5	730	18
14	Iowa State	16-5	700	12
15	South Carolina	19-3	564	26
16	Alabama	16-6	520	24
17	Kentucky	15-6	513	10
18	Dayton	18-3	493	21
19	Creighton	16-6	484	13
20	FAU	18-4	431	20
21	BYU	16-5	425	22
22	Utah State	17-3	286	17
23	Texas Tech	16-5	156	15
24	San Diego State	15-5	141	27
25	New Mexico	17-4	123	19

USA TODAY COACHES POLL (2/5/24)

RK	School	Record	Votes	Prev
1	Connecticut (25)	20-2	793	1
2	Purdue* (7)	21-2	775	2
3	North Carolina	18-4	710	3
4	Kansas	17-4	683	9
5	Houston	19-3	662	4
6	Tennessee	16-5	647	5
7	Marquette	17-5	573	10
8	Arizona	17-5	525	12
9	Wisconsin*	16-6	505	6
10	Duke	16-5	469	7
11	Auburn	18-4	450	16
12	Illinois*	17-5	430	14
13	Baylor	15-5	394	18
14	Iowa State	16-5	387	11
15	Kentucky	15-6	297	8
16	Alabama	16-6	285	22
17	Dayton	18-3	265	19
18	Creighton	16-6	261	13
19	BYU	16-5	234	21
20	South Carolina	19-3	221	28
21	Utah State	17-3	167	17
22	FAU	18-4	161	23
23	Texas Tech	16-5	133	15
24	San Diego State	15-5	68	26
25	New Mexico	17-4	60	20

*Big Ten opponent • Bold are Terps' 2023-24 opponents

2023-24 BIG STANDINGS

Team	B1G	Pct.	Overall	Pct.	Streak	Last 10
Purdue	10-2	.833	21-2	.913	W7	9-1
Illinois	8-3	.727	17-5	.773	W3	7-3
Wisconsin	8-3	.727	16-6	.727	L2	7-3
Northwestern	6-5	.545	15-7	.682	L2	5-5
Michigan State	6-5	.545	14-8	.636	W2	7-3
Nebraska	6-6	.500	16-7	.696	L1	5-5
Minnesota	5-5	.500	14-7	.667	W2	6-4
Indiana	5-6	.455	13-9	.591	L1	4-6
Maryland	5-6	.455	13-9	.591	L1	5-5
Iowa	5-6	.455	13-9	.591	W1	6-4
Penn State	5-6	.455	11-11	.500	W2	5-5
Rutgers	3-7	.300	11-10	.524	W1	4-6
Ohio State	3-8	.273	13-9	.591	L4	3-7
Michigan	2-9	.182	7-15	.318	L5	1-9

LAST TIME THEY MET - JANUARY 5, 2023

PISCATAWAY, NJ - Despite fighting back to get within four after an 11-point first half deficit, Maryland was not able to complete the comeback, falling 64-50 to Rutgers in Jersey Mike's Arena.

The Terps struggled to make shots to begin the game, but stayed in it with stingy defense, forcing nine first-half turnovers. Keyed by strong play from Jahmir Young, Maryland opened the second half with much improved shooting to get within four. However, a 12-0 run by Rutgers, which beat No. 1 Purdue on Monday night and came in at No. 14 in the latest NET Ratings, ended the threat.

Young scored all of his 13 points in the second half and also added three assists. Don Carey was a major spark off the bench for the Terps, especially towards the end of the first half as he canned a pair of threes to keep the Terps within single digits. He finished with 12 on 4-of-8 shooting from deep. Julian Reese, who was also a big catalyst early in the second half, scored eight and grabbed six boards.

Maryland scored the opening four points of the game, but Rutgers responded with an 11-0 run to go up 11-4 and force a Terps timeout with 12:26 left in the first half. A pair of free throws from Ian Martinez followed by a Hart dunk cut the deficit to 15-8 at the 7:42 mark. The Terps held Rutgers to a scoring drought of over five minutes to keep the deficit at just seven.

Down 19-8, Carey came up with a huge sequence, first diving on the floor to create a turnover and then knocking down Maryland's first three of the game. That was followed by a Martinez triple which got the Terps within five.

Carey came up big again just before the buzzer to knock down a triple cutting the halftime deficit to 24-17. Maryland hit 3-of-4 from beyond the arc in the final 2:32 of the first half.

That offense carried over into the second half as the Terps hit six of their first eight shots. Young found Reese open in the paint twice and then converted a three-point play of his own as the Terps got within 34-30. Keyed by what was deemed to be a flagrant foul on Reese, Rutgers went on a 12-0 run, pushing the Terps' deficit back to double-digits.



Official Basketball Box Score - Final
Maryland at Rutgers
01/05/23 Jersey Mike's Arena, Piscataway
2022-23 Men's Basketball

Game Time: 6:30 PM
Game Duration: 1:56
Attendance: 8,000

Officials: D.J. Carstensen, Brian Dorsey, John Higgins

Maryland - 50

Record: 10-5 (1-3)

NO.	Name	Min	FG M-A	3P M-A	FT M-A	Rebounds OR DR TOT	Fouls PF FD	TP	AS	TO	ST	Blocks BS BA	+/-	
10	Julian Reese	F 36:04	4-5	0-0	0-1	1 5 6	4 1	8	1	5	3	0	-4	
24	Donta Scott	F 29:50	3-10	0-4	0-0	1 1 2	2 2	6	0	2	1	1	-16	
1	Jahmir Young	G 30:52	5-12	2-4	1-4	1 3 4	2 4	13	3	4	2	0	3	-11
11	Noah Batchelor	G 10:01	0-0	0-0	0-0	0 0 0	1 0	0	0	1	0	0	0	1
13	Hakim Hart	G 23:24	1-3	0-2	0-0	0 2 2	2 1	2	2	3	1	1	0	-7
15	Patrick Emilien	G 13:49	0-2	0-1	1-2	2 1 3	1 1	1	0	1	0	0	1	-11
0	Donald Carey	G 25:23	4-8	4-8	0-0	0 0 0	3 1	12	2	0	1	0	0	-14
2	Jahari Long	G 09:08	1-3	1-2	0-0	1 0 1	1 0	3	2	0	0	0	0	-3
23	Ian Martinez	G 21:29	1-3	1-1	2-2	3 4 7	1 1	5	0	2	1	0	1	-5
Team						0 4 4				0	2			
Totals			19-46	8-22	4-9	9 20 29	17 11	50	10	20	9	2	6	-14

Technical Fouls::NONE

Shooting By Period			
1st FG%	6-24	25.0%	
3PT%	3-14	21.4%	
FT%	2-2	100%	
2nd FG%	13-22	59.1%	
3PT%	5-8	62.5%	
FT%	2-7	28.6%	
GM FG%	19-46	41.3%	
3PT%	8-22	36.4%	
FT%	4-9	44.4%	

Dead Ball Rebounds: 3, 0

Rutgers - 64

Record: 11-4 (3-1)

NO.	Name	Min	FG M-A	3P M-A	FT M-A	Rebounds OR DR TOT	Fouls PF FD	TP	AS	TO	ST	Blocks BS BA	+/-
3	Mawot Mag	F 25:48	3-4	0-0	0-0	0 4 4	3 1	6	0	2	2	0 0	4
11	Clifford Omoruyi	C 34:26	1-4	0-0	2-2	4 9 13	3 4	4	2	4	1	3 0	6
4	Paul Mulcahy	G 31:49	6-6	1-1	2-2	0 0 0	0 3	15	1	1	2	0 0	10
10	Cam Spencer	G 29:32	3-10	3-6	4-4	0 1 1	1 2	13	5	2	3	0 0	4
22	Caleb McConnell	G 33:08	4-12	0-3	2-4	2 2 4	1 6	10	2	0	2	2 2	3
5	Aundre Hyatt	21:31	3-7	2-5	0-0	1 2 3	1 0	8	0	1	0	1 0	20
0	Derek Simpson	17:55	2-5	0-1	2-2	0 0 0	1 1	6	1	2	1	0 0	18
13	Antwone Woolfolk	02:37	0-0	0-0	0-0	0 0 0	0 0	0	0	0	0	0 0	1
2	Jalen Miller	00:17	0-0	0-0	0-0	0 0 0	0 0	0	0	0	0	0 0	-3
21	Dean Reiber	02:57	1-3	0-1	0-0	0 1 1	1 0	2	0	0	0	0 0	7
Team						1 1 2		0		1			
Totals			23-51	6-17	12-14	8 20 28	11 17	64	11	13	11	6 2	14

Technical Fouls::NONE

Shooting By Period			
1st FG%	9-23	39.1%	
3PT%	2-8	25.0%	
FT%	4-6	66.7%	
2nd FG%	14-28	50.0%	
3PT%	4-9	44.4%	
FT%	8-8	100%	
GM FG%	23-51	45.1%	
3PT%	6-17	35.3%	
FT%	12-14	85.7%	

Dead Ball Rebounds: 2, 0

	MD	RU	Points from Turnovers	MD	RU	Period by Period Scoring
						1st 2nd TOT
Biggest lead	4 (1st 17:53)	18 (2nd 9:13)	12	11		
Best Scoring Run	6 (1st 1:33)	15 (1st 10:14)	20	28		
Lead Changes	1		10	7		
Times Tied	0		2	18		
Time with Lead	02:06	36:20	21	16		

Rk	Player	Pos	Date	GS	MP	FG	FGA	FG%	3P	3PA	3P%	FT	FTA	FT%	TRB	AST	STL	BLK	TOV	PTS	
1	Fatts Russell	G	1/25/22	W	1	35	7	16	0.438	5	8	0.625	4	5	0.8	3	3	1	0	2	23
2	Eric Ayala	G	1/25/22	W	1	37	8	13	0.615	5	9	0.556	1	4	0.25	8	3	0	0	2	22
3	Dez Wells	G	3/3/15	W	1	37	8	13	0.615	0	1	0	4	4	1	10	1	4	0	1	20
4	Donta Scott	F	12/14/20	L	1	32	6	10	0.6	3	5	0.6	5	6	0.833	8	2	1	1	4	20
5	Anthony Cowan	G	3/3/20	L	1	35	6	13	0.462	3	9	0.333	4	4	1	4	3	0	0	3	19
6	Jake Layman	F	1/6/16	W	1	25	5	10	0.5	3	5	0.6	5	5	1	4	1	0	2	1	18
7	Bruno Fernando	F	2/17/18	W	1	34	8	9	0.889	1	1	1	1	2	0.5	16	1	0	1	1	18
8	Dez Wells	G	1/14/15	W	1	33	4	15	0.267	2	4	0.5	7	8	0.875	8	3	1	0	3	17
9	Melo Trimble	G	1/24/17	W	1	34	5	8	0.625	3	5	0.6	4	5	0.8	6	4	1	0	5	17
10	Anthony Cowan	G	2/4/20	W	1	36	3	9	0.333	3	5	0.6	8	9	0.889	4	3	1	0	3	17
11	Jalen Smith	F	1/5/19	W	1	26	7	12	0.583	0	3	0	2	2	1	6	1	1	1	0	16
12	Jalen Smith	F	3/3/20	L	1	35	7	11	0.636	1	3	0.333	1	2	0.5	10	2	0	3	2	16
13	Diamond Stone	C	1/6/16	W	1	21	6	10	0.6	0	0		3	3	1	10	0	0	3	1	15

Top Games vs. Rutgers (since 2010-11)

SERIES NOTES

► Most individual points scored against Rutgers - 30 by Walt Williams on Dec. 27, 1990.

SERIES PROFILE

Terps at Home:	6-3
Terps at Cole Field House:	1-1
Terps at XFINITY Center:	5-2
Terps on the Road:	6-3
Terps at Neutral Site:	1-1
Terps since 1953-54:	11-5
Last 10 Games:	6-4
Current Streak:	Rutgers won 1
Longest UMD Win Streak:	8
Longest RU Win Streak:	2
Largest Win Margin:	25 (88-63 on 1/6/16)
Largest Loss Margin:	16 (79-95 on 12/28/1991)
Most UM Points Scored:	88 (88-63 on 1/6/16)
Most RUTG Points Scored:	95 (79-95 on 12/28/1991)

SCOTT CONTINUES RECORD BOOK CLIMB

- ▶ Donta Scott became the 59th player in program history to reach 1,000 points last season. Through 22 games this year, he has 1,565 points and 813 rebounds becoming the 5th Terp all-time to post 1,500 points and 800 rebounds.
- ▶ Scott joins Lonny Baxter (1,858 & 998), Tom McMillen (1,807 & 859), Keith Booth (1,776 & 916) and Terence Morris (1,733 & 925) in this elite group of Terps.
- ▶ Scott is now 18th all-time in scoring and needs two points to move past Laron Profit (1566, 1995-99) for 17th. He needs 47 more boards to pass Tom McMillen (859, 1971-74) for No. 8 all-time.
- ▶ Additionally, thanks to his fifth season, Scott (136 GS - 1st, 4428 MIN - 2nd most) will have a chance to set Maryland's games started record (136, Steve Blake, 1999-03) and minutes played record (4568, Greivis Vasquez, 2006-10). He set the games played record (142) against Coppin State on Dec. 28.

CAREER SCORING LEADERS

13.	1704	Walt Williams (105 games)	1988-92
14.	1658	Melo Trimble (104 games)	2014-17
15.	1607	Ernest Graham (118 games)	1977-81
16.	1573	Nik Caner-Medley (127 games)	2002-06
17.	1566	Laron Profit (125 games)	1995-99
18.	1565	Donta Scott (151 games)	2019-pr.

CAREER REBOUNDING LEADERS

4.	928	Buck Williams (85 games)	1978-81
5.	925	Terence Morris (136 games)	1997-01
6.	916	Keith Booth (126 games)	1993-97
7.	895	Larry Gibson (101 games)	1975-79
8.	859	Tom McMillen (88 games)	1971-74
9.	813	Donta Scott (151 games)	2019-pr.

SCOTT JOINS 1,500 PT / 800 REB CLUB

- ▶ Donta Scott became the fifth Terp to post 1,500 points and 800 rebounds for their career. He hit the 800-rebound mark with his first board early in the game win over Nebraska.

Player	Games	Points	Rebounds	Years
Lonny Baxter	138	1,858	998	1998-02
Tom McMillen	88	1,807	859	1971-74
Keith Booth	126	1,776	916	1993-97
Terence Morris	136	1,733	925	1997-01
Donta Scott	151	1,565	813	2019-pr.

DONTA SCOTT A TRUE FIFTH-YEAR PLAYER

- ▶ Donta Scott is one of 122 active true fifth-year players who have stayed at one school for their entire careers. In the Big Ten, Scott joins Michigan State's Malik Hall, Northwestern's Boo Buie, and Wisconsin's Tyler Wahl as players who have seen action in all five years at one institution.
 - ▶ Scott's 151 games played are tied as the fifth most among these players that comprise approximately 2% of all NCAA active players.
- | | | |
|-----------------|------------------|-----|
| Shiloh Robinson | Liberty | 154 |
| Kyle Rode | Liberty | 154 |
| Armando Bacot | North Carolina | 154 |
| Michael Moreno | Eastern Kentucky | 152 |
| Donta Scott | Maryland | 151 |
| Josh Kunen | San Francisco | 151 |
| Max Rice | Boise State | 149 |
| Tyler Wahl | Wisconsin | 147 |

SCOTT, YOUNG PART OF UNIQUE GROUP

- ▶ Donta Scott and Jahmir Young make up a group of 48 active players nationally who have surpassed 1,500 points and 500 rebounds for their career. Maryland is one of five schools to have two-or-more players who are part of that group.

Player	GM	Pts	Reb
Marcus Domask, Illinois	127	1,941	662
Terrence Shannon Jr., Illinois	128	1,751	506
Quincy Guerrier, Illinois	151	1,511	916
Jahmir Young, Maryland	141	2,412	715
Donta Scott, Maryland	151	1,565	813
Baylor Scheierman, Creighton	148	1,986	1,123
Ryan Kalkbrenner, Creighton	120	1,535	747
Jameer Nelson Jr., TCU	122	1,693	515
Emanuel Miller, TCU	133	1,573	879
Jaylen Forbes, Tulane	132	1,800	574
Kevin Cross, Tulane	132	1,581	776

SCOTT, YOUNG EXTEND SCORING STREAKS

- ▶ Donta Scott extended his scoring streak to **121 consecutive games** in the loss at Michigan State. The fifth-year senior was last held without a point on March 3, 2020 at Rutgers.
- ▶ Scott has been so consistent for the Terps throughout his career, he has only been held scoreless once in 150 games played. In half of his games played (77), Scott has reached double-figures.
- ▶ Young leads the Terps having scored in all **141 career games played**. Only six times has he been held under 5 points in that stretch. Overall, Young has 126 double-figure scoring games with 53 20-point efforts.
- ▶ *Young's 53 20-point games are the most among all active Big Ten players.*

MARYLAND ONE OF THE TOP PRODUCERS OF 1,000 POINT SCORERS

- ▶ With Donta Scott reaching the 1,000 point mark for his career last season, Maryland's 59 all-time 1,000 point scorers ranks as the 11th most among all schools.
- ▶ The Terps have two 1,000 point scorers on this season's roster but Jahmir Young (2,412 pts) hit the mark at his previous institutions, Charlotte.
- ▶ Young could have the honor of scoring 1,000 points at two different institutions. After scoring 553 points last season for the Terps, Young needs nine more points to reach that plateau at Maryland as well.
- ▶ Julian Reese could become the 61st 1,000-point scorer for Maryland this year, but needs 141 more points.

Most 1,000-Point Scorers by School

School	No.
North Carolina	81
Louisville	69
Duke	67
Notre Dame	67
Villanova	67
Kansas	66
Syracuse	65
Kentucky	61
Ohio State	60
UCLA	60
Maryland	59

Overall	13-9
In B1G Games	5-6
In Non-conference Games	8-4
At Home	10-2
Away	3-5
Neutral Sites	0-2
Day Games	1-2
Night Games	11-7
vs. Top 5 opponents	0-1
vs. Top 10 opponents	1-0
vs. Top 25 opponents	0-1
vs. unranked opponents	12-7
Leading at halftime	9-2
Trailing at halftime	4-7
Tied at halftime	0-0
Overtime	1-0
Shooting .500 or better	2-1
Shooting .451 to .499	5-0
Shooting .400 to .450	4-1
Shooting below .400	2-7
Opponent shooting .500 or better	0-0
Opponent shooting .451 to .499	1-2
Opponent shooting .400 to .450	2-7
Opponent shooting below .400	10-0
Higher FG% than opponent	11-1
Lower FG% than opponent	2-7
More 3-point FGs	9-3
Fewer 3-point FGs	3-5
Making more free throws	10-4
Making fewer free throws	3-5
Outrebounding opponent	9-4
Outrebounded by opponent	3-5
More turnovers than opponent	4-4
Fewer turnovers than opponent	7-5
Scoring more bench points	5-2
Scoring fewer bench points	8-7
Games decided by 3 or fewer	1-5
Games decided by 4 to 8	3-1
Games decided by 9 to 12	2-2
Games decided by 13 to 19	2-2
Games decided by 20 or more	5-0
Player scores 30+ points	1-2
Player scores 20+ points	8-4
Terps score under 60 points	0-5
Terps score 60-69 points	5-4
Terps score 70-79 points	4-0
Terps score 80-89 points	1-0
Terps score 90-99 points	1-0
Terps score 80+ points	2-0
Terps score 90+ points	2-0
Terps score 100+ points	2-0
Opp. player scores 30+ points	0-0
Opp. player scores 20+ points	4-3
Opponents score under 60 points	5-1
Opponents score 60-69 points	6-7
Opponents score 70-79 points	2-1
Opponents score 80-89 points	0-0
Opponents score 90-99 points	0-0
Opponents score over 100 points	0-0

JUJU BEAST

- ▶ After a breakout sophomore campaign that saw Julian Reese become one of the top big men in the Big Ten, the Baltimore native enters 2023-24 with high praise. Reese joined Jahmir Young on the Preseason All-Big Ten Team and was named to the Karl Malone Power Forward of the Year Award Watch List.
- ▶ Reese showed his impact for the Terps in 2022-23 as he scored in double-figures in 22 games with a career-high 24 points against Coppin State. He had seven double-doubles on the year including 17 points, 12 rebounds at Ohio State.
- ▶ Had one of his best league outings going toe-to-toe with Purdue's Big Ten Player of the Year Zach Edey where Reese scored 19 points on 8-of-11 shooting while adding three rebounds and committing zero turnovers.
- ▶ Reese finished 2022-23 tied for second on the team in scoring at 11.4 points and led the Terps in rebounds (7.2).
- ▶ In two NCAA Tournament games last year, Reese averaged 15.5 points against West Virginia and No. 1 Alabama.
- ▶ His 63.2 field goal percentage last season stands as the third-best mark in Maryland program history for a single season.

DOUBLE THE FUN FOR JUJU

- ▶ Julian Reese's 10 double doubles this season are tied for the 15th most nationally and are 2nd in the Big Ten.
- ▶ Reese has 17 total including his career-best 10 this season. As a sophomore in 2022-23, he had seven total.
- ▶ Dating back to 2010-11, Reese has the fourth-most double doubles for any Terp.

Maryland Career Double-Doubles (since 2010-11)

Rk	Player	Pos	Total
1	Jalen Smith	F	26
2	Bruno Fernando	F	25
	Jordan Williams	F	25
4	Julian Reese	F	17
5	Jake Layman	F	7
	Alex Len	C	7
	Donta Scott	F	7
8	Aaron Wiggins	G	6
9	Charles Mitchell	F	5
10	Diamond Stone	C	4

REESE'S PIECES

- ▶ *Julian Reese is the only player nationally to have over 200 points, 200 rebounds, 40 blocks and 25 steals this season.*
- ▶ In the Big Ten, only Purdue's Zach Edey has 200+ points, 200+ rebounds, and 40+ blocks. Reese is one of 12 players nationally to have over 200 points and rebounds as well as 25 steals.
- ▶ Reese ranks 20th nationally in total rebounds (214) and is on pace to crack the top 25 for a single season at Maryland. Currently, Bob McDonald (1960-61) ranks 25th for a single-season with 279.
- ▶ The junior is averaging a career-best 13.1 points and 9.7 rebounds this season. He is one steal away from a new season-best total and has also posted a career-best 48 blocks this season.

FRESHMAN CLASS BEST SINCE 2018

- ▶ Maryland's freshman class of DeShawn Harris-Smith, Jamie Kaiser, Jr., and Jahnathan Lamothe ranked as the No. 15 recruiting class in the country during the offseason. They were later joined in the spring by the addition of 7-foot center Braden Pierce who played at IMG Academy last year.
- ▶ Harris-Smith, widely regarded as one of the top-10 freshmen in the country this year, collected a number of individual honors after a standout year at Paul VI High School – Virginia Gatorade Player of the Year, Naismith High School All-American, WCAC Player of the Year, All-MET Player of the Year.
- ▶ Harris-Smith, Kaiser, and Lamothe make up one of the best DMV trios to sign with Maryland since 2002 when Travis Garrison, John Gilchrist, and Chris McCray joined the Terps. It's the most DMV players to sign with Maryland in 15 years.
- ▶ As a group, they represent the highest ranked class for Maryland since 2018 when the Terps ranked 7th overall.

ROOKIES MAKING THEIR MARK

- ▶ Maryland is one of 11 major conference schools that has multiple true freshmen averaging 18.0+ MPG (among qualifiers – minimum 75% of team games played). The only other Big Ten school that can say the same is Indiana.

Major Conf., Most True Freshmen with 18.0+ Min/Gm

Kentucky	4
Notre Dame	3
Baylor	2
Duke	2
Georgia	2
Georgia Tech	2
Indiana	2
Maryland	2
Oklahoma State	2
Oregon	2
Pittsburgh	2

HARRIS-SMITH IMPRESSIVE IN 1ST START

- ▶ DeShawn Harris-Smith was the first true freshman to start a season-opener for the Terps since Jalen Smith and Aaron Wiggins both did so against Delaware in 2018. He became the sixth freshman Terp since 1999 to reach double-figures in their season-opening debut.

Season-Opener Freshman Starters Since 1999-00

Date	Name	Team	Pts	Reb	Ass	FG	Stl	Bl	Min
11/17/99	Steve Blake	San Francisco	4	1	6	1-3	1	0	26
11/7/06	Eric Hayes	Hampton	2	2	5	1-3	1	0	20
11/11/07	Cliff Tucker	UNF	8	7	2	3-4	0	1	28
11/13/09	Jordan Williams	Charleston So.	12	9	0	5-9	0	0	26
11/13/11	Nick Faust	UNCW	7	6	2	1-4	3	1	30
11/14/14	Melo Trimble	Wagner	13	1	0	3-8	0	0	22
11/13/15	Diamond Stone	Mt. St. Mary's	10	7	1	4-9	0	0	19
11/11/16	Anthony Cowan Jr.	American	12	9	0	3-4	1	0	27
11/11/16	Kevin Huerter	American	6	6	1	2-6	0	1	30
11/6/18	Jalen Smith	Delaware	19	13	1	8-15	0	2	31
11/6/18	Aaron Wiggins	Delaware	7	7	3	1-8	5	0	37
11/7/23	D. Harris-Smith	Mt. St. Mary's	12	4	2	4-6	2	1	27

FIRST ROOKIE DUO TO START SINCE 2018-19

- ▶ In the game at Villanova, DeShawn Harris-Smith and Jamie Kaiser became the first freshman duo to start a game since Eric Ayala and Jalen Smith in 2018-19.
- ▶ In 2018-19, Ayala and Smith each started 33 of the 34 games played.

TOP TERPS +/- FOR 2023-24

##	PLAYER	PF	PA	+/-
10	REESE, JULIAN	1177	1031	146
22	GERONIMO, J	963	822	141
24	SCOTT, DONTA	1146	1016	130
01	YOUNG, JAHMIR	1257	1138	119
05	HARRIS-SMITH, D	1108	994	114
02	LONG, JAHARI	646	608	38
12	KAISER, JR, JAMIE	626	591	35

2023-24 TEAM RANKINGS

Category	UMD	Nat / BIG
Points Per Game	69.5	285 / 13
Scoring Defense	63.4	11 / 1
Assists Per Game	10.9	324 / 14
Assist/TO Ratio	0.91	305 / 14
Blocks Per Game	5.4	14 / 1
Steals Per Game	7.0	127 / 6
Turnovers Per Game	12.0	177 / 11
FG Percentage	41.3	315 / 13
3FG Percentage	29.3	332 / 13
FT Percentage	71.2	188 / 9
Rebound Margin	2.0	136 / 6

SCOTT IN THE RECORD BOOK

CAREER POINTS

18.	1565	Donta Scott (151 games)	2019-pr.
-----	------	-------------------------	----------

CAREER REBOUNDS

9.	813	Donta Scott (151 games)	2019-24
----	-----	-------------------------	---------

CAREER FIELD GOALS MADE

18.	561	Donta Scott (151 games)	2019-24
-----	-----	-------------------------	---------

CAREER FIELD GOALS ATTEMPTED

10.	1311	Donta Scott (151 games)	2019-24
-----	------	-------------------------	---------

CAREER 3-POINT FIELD GOALS MADE

8.	195	Donta Scott (151 games)	2019-24
----	-----	-------------------------	---------

CAREER 3-POINT FIELD GOALS ATTEMPTED

5.	575	Donta Scott (151 games)	2019-24
----	-----	-------------------------	---------

CAREER 3-POINT FIELD GOAL PERCENTAGE

21.	.339	Donta Scott (195-575)	2019-24
-----	------	-----------------------	---------

CAREER BLOCKED SHOTS

21.	90	Donta Scott	2019-24
-----	----	-------------	---------

CAREER GAMES PLAYED

1.	151	Donta Scott	2019-24
----	-----	-------------	---------

CAREER GAMES STARTED

1.	136	Steve Blake	1999-03
	136	Donta Scott	2019-24

CAREER MINUTES PLAYED

1.	4568	Greivis Vasquez	2006-10
2.	4428	Donta Scott	2019-24
3.	4395	Anthony Cowan	2016-20

HARRIS-SMITH ROOKIE COMPARISONS

- ▶ DeShawn Harris-Smith has started every game for Maryland this year and has been the program's top rookie scorer since the trio of Jalen Smith (11.7 ppg), Eric Ayala (8.6), and Aaron Wiggins (8.3) in 2018-19.
- ▶ For other comparisons, Harris-Smith's 6.8 points per game is better than several notable Terps in their rookie seasons dating back to 1992-93:

Player	Fr. Year	GP	Pts	Avg.
Greivis Vasquez	2006-07	34	334	9.82
Kevin Huerter	2016-17	33	307	9.30
Juan Dixon	1998-99	34	250	7.35
Steve Blake	1999-00	35	244	6.97
D. Harris-Smith	2023-24	22	149	6.80
Lonny Baxter	1998-99	32	217	6.78
James Gist	2004-05	31	191	6.16
Nik Caner-Medley	2002-03	31	183	5.90
Jake Layman	2012-13	38	208	5.47
Drew Nicholas	1999-00	35	177	5.06
John Gilchrist	2002-03	31	142	4.58

DEFENSE ONE OF THE BEST IN THE NATION

- ▶ The Terps are the top defensive unit in the Big Ten through the first half of the season allowing just 63.4 points per game which ranks 11th nationally.
- ▶ Maryland ranks 6th-best nationally for defensive efficiency according to KenPom.com. The Terps also rank 16th in effective field goal percentage on defense.
- ▶ Maryland leads the league in blocked shots (5.4 per game) which is 14th nationally and ranks sixth in steals per game (7.1). The Terps also rank fourth for turnovers forced per game (13.2).
- ▶ Maryland has held an opponent under 70 points in 20 games, including 12 of the last 13, this season including four under 60 with a season-low 51 scored by Nebraska.
- ▶ With 48 total blocks, Julian Reese ranks 18th nationally and is fourth in the Big Ten behind Rutgers' Cliff Omoruyi (63), Ohio State's Felix Okpara (52), and Purdue's Zach Edey (50).
- ▶ Jahmir Young's 31 steals ranks 11th in the Big Ten.

ELITE DEFENSE VS. BIG TOP 5

- ▶ At the midway point of the league schedule, Maryland was outstanding defensively. The Terps held each of the top five scoring teams to an average of 21.4 points below their average for the season.
- ▶ Each noted scoring average was their season total at the time of playing Maryland.
- ▶ The Terps held Purdue, Michigan, and Nebraska to their fewest points in a game this season, while Iowa and Illinois scored their second fewest this year.

Team	Scoring Avg.	Pts vs. UMD	Difference
#1 Purdue	86.8	67	-19.8
Iowa	86.1	67	-19.1
#10 Illinois	82.7	67	-15.7
Michigan	81.7	57	-24.7
Nebraska	78.6	51	-27.6
Average	83.2	61.8	-21.4

DEFENSE IS THE STANDARD

- ▶ Maryland leads the Big Ten in scoring defense this season allowing 63.4 points per game. **The Terps haven't led their conference in the category since doing so in the ACC in 1973-74.**
- ▶ Maryland allowed just 63.5 points per game in Kevin Willard's first year, putting together one of its best defensive seasons since 2014-15.
- ▶ The last season giving up fewer than 63 points was 1981-82 (58.8) - a year before the ACC used the three-point line and three before the shot clock (1985-86). Best Defense Since 1960

Year	Opponent PPG
2023-24	63.4
2014-15:	63.4
2022-23:	63.5
2012-13:	64.0
1984-85:	65.0
1981-82:	58.8
1966-67:	65.1

SINGLE-SEASON DEFENSE WATCH

- ▶ The Terps have already produced some of the top single-season defensive numbers in program history.
- ▶ The 2023-24 squad ranks among the program's top 25 single seasons in five different categories.
- ▶ **In terms of scoring defense, Maryland is looking to post back-to-back years allowing 64-or-fewer points per game for the first time since 1953-54 (55.7) and 1954-55 (61.9).** The 63.4 points allowed is tied with the 2014-15 squad for the fewest since the 1981-82 season which allowed 58.8 points per game.

Category	Total	Rank	Best
Blocked Shots/Game	5.4	15th	6.9 (2006-07)
Steals/Game	7.0	21st	12.7 (1998-99)
Scoring Defense	63.4	13th	50.7 (1951-52)
FG% Defense	.406	25th	.340 (1954-55)
3FG% Defense	.339	20th	.302 (2006-07)

OVERCOMING DOUBLE FIGURE DEFICITS TO WIN

- ▶ For the first time dating back to 2008-09, Maryland picked up back-to-back wins after trailing by double figures. The Terps trailed at Iowa by 10 late in the first half and against Nebraska early in the first half. Maryland rallied back for a 69-67 win against the Hawkeyes thanks to 17 second half points by Jahmir Young including the game-winner with 1.5 seconds to go. Against Nebraska, the Cornhuskers jumped out to a 12-2 lead five minutes into the game thanks to a barrage of three pointers.
- ▶ Maryland also overcame 11 point and 12 point deficits in the wins over Penn State and Michigan, respectively.

Opponent (Date)	Deficit	Time	Result
Penn State (12/6)	11	1st, 10:15	W, 81-75 (ot)
Michigan (1/11)	12	Halftime	W, 64-57
Iowa (1/24)	10	1st, 6:20	W, 69-67
Nebraska (1/27)	10	1st, 15:30	W, 73-51

PICKING UP ROAD W'S

- ▶ With a 3-5 record in true road games this year, the Terps have their most road wins since the 2021-22 season. The last time Maryland had a .500 or better road record was during the 2018-19 season (6-5).
- ▶ Maryland's best road record in recent years was 8-2 in 2016-17. In the last 10 seasons, including 2023-24, the Terps have been .500 or better in true road games in three seasons (2018-19, 2016-17, 2014-15).
- ▶ How hard is winning on the road? In Maryland's 105 years fielding an intercollegiate basketball team, it has only posted a winning record in true road games 33 times.
- ▶ **This season in the Big Ten, Maryland has the second-most road wins behind Purdue (4).**

SECOND BEST HOME RECORD IN BIG TEN

- ▶ Maryland's 26-3 home record between 2022-23 and 2023-24 ranks as the second best home record in the Big Ten.

Big Ten, Best Record at Home – Since 2022-23

Team	W-L	Pct
Purdue	25-2	.926
Maryland	26-3	.897
Illinois	26-4	.867
Michigan State	24-4	.857
Indiana	26-5	.839

19-GAME HOME WIN STREAK ENDED

- ▶ Dating back to last season, Maryland held a 19-game overall home win streak prior to the loss to No. 1 Purdue this year. It was the second longest such streak in program history.
- ▶ Home has been especially advantageous for the Terps this year as they have a +14.6 scoring difference compared to road/neutral games. Maryland is averaging 76.2 points at home and 61.6 points on the road.
- ▶ The program record for an overall home win streak is 27 from Dec. 6, 2015-Feb. 13, 2016.

FUN NOTE ... FOUR SCORE AND THE WIN

- ▶ No matter how you view it, good or bad, winning with just four players scoring is a pretty rare feat in basketball. In the win over South Alabama, it was the first time going back through box score data through 1996-97 that it has happened for Maryland.

▶ Maryland Wins With 4 or Fewer Players Scoring, Since 1996-97

11/25/23 vs. So. Alabama Scott (19), Reese (19), Young (16), Geronimo (14)

▶ Big Ten Wins With 4 or Fewer Players Scoring, Since 1996-97

11/25/23 MD 68, USA 55 Scott (19), Reese (19), Young (16), Geronimo (14)

2/20/16 OSU 65, NEB 62 Lyle (19), Bates-Diop (16), Tate (15), Loving (15)

3/5/98 MINN 64, NW 56 Lewis (25), Jacobson (23), Harris (11), Clark (5)

BIG HOME COOKIN'

- ▶ Maryland won a program-record 14 consecutive Big Ten conference games at XFINITY, including all 10 games in 2022-23 and the final three of 2021-22. The Terps previous record of nine consecutive home Big Ten wins was in 2014-15. The Terps were 16-1 at home overall last season with the lone loss coming to UCLA.
- ▶ Maryland's 14-game home conference win streak was its longest since winning 16 consecutive ACC games from the 2000-01 through 2002-03 seasons.
- ▶ Maryland's 10-0 home conference game record last year marked just the second time for that to occur in Big Ten history - Purdue was 10-0 during the 2018-19 season.
- ▶ Maryland's 16-1 home record in 2022-23 was the best since 2019-20 and the eighth time overall to win 16-or-more at home. In both 2012-13 and 2014-15, the Terps won 18 games at home going 18-3 and 18-1, respectively.
- ▶ During Kevin Willard's tenure as head coach, the Terps are 26-3 overall at home with losses to #16 UCLA and #1 Purdue. That stretch includes five top 25 wins highlighted by the 2022-23 victory over No. 3 Purdue.

Season	Overall Record	Pct.	Home Record	Pct.
2014-15	28-7	.800	18-1	.947
2015-16	27-9	.750	16-1	.941
2016-17	24-9	.727	13-5	.722
2017-18	19-13	.594	15-3	.833
2018-19	23-11	.676	15-3	.833
2019-20	24-7	.774	16-1	.941
2020-21	17-14	.548	11-6	.647
2021-22	15-17	.469	10-8	.556
2022-23	22-13	.629	16-1	.941
2023-24	13-9	.591	10-2	.833

UNDEFEATED HOME CONFERENCE SEASONS

- ▶ Maryland went undefeated at home in conference play last season for the first time since 2014-15 (its first Big Ten season) and for the eighth time overall. On top of that, the Terps went 10-0 in home conference games for the first time ever.

2022-23	10-0 Big Ten
2014-15	9-0 Big Ten
2009-10	8-0 ACC
2001-02	8-0 ACC
1994-95	8-0 ACC
1979-80	7-0 ACC
1974-75	5-0 ACC
1972-73	6-0 ACC

20 WINS!

- ▶ Maryland won 20 games in a season for the 31st time in program history last year.
- ▶ The last time Maryland won 20 games was in the 2019-20, when the Terps went 24-7.
- ▶ This was the 6th time Maryland had won 20-plus games since joining the Big Ten: 2014-15 (28-7), 2015-16 (27-9), 2016-17 (24-9), 2018-19 (23-11) and 2019-20 (24-7).
- ▶ Maryland won a school record 32 games in the 2001-02 national championship season.

FATHER/SON COACHING DUOS

- ▶ Kevin Willard is one of 12 current head coaches who also had fathers who were also Division I head coaches.

Son	Wins	Father	Wins
Brian Barone, SIUE	60	Tony Barone, Sr.	178
Tony Bennett, Virginia	427	Dick Bennett	316
Jeff Capel III, Pitt	264	Jeff Capel II	138
Bryce Drew, Grand Canyon	249	Homer Drew	370
Scott Drew, Baylor	458	Homer Drew	370
Brian Dutcher, San Diego St.	168	Jim Dutcher	190
Kevin Kruger, UNLV	49	Lon Kruger	674
Dan Monson, Long Beach St.	438	Don Monson	216
Eric Musselman, Arkansas	216	Bill Musselman	104
Ryan Odom, VCU	163	Dave Odom	405
Richard Pitino, New Mexico	212	Rick Pitino	847
Kevin Willard, Maryland	305	Ralph Willard	336

WILLARD HITS 300 CAREER WINS

- ▶ This season, Willard captured his 300th career win thanks to a 69-60 road victory at UCLA. That makes him the fifth active coach in the Big Ten to hit that mark. Rutgers' Steve Pikiell did so last year in his 18th overall season meaning Willard did so a year faster.
- ▶ Willard also joins his father, Ralph Willard, who won 336 games between his time at Western Kentucky, Pittsburgh, and Holy Cross.

▶ Active Big Ten Coaches With 300 Career Wins

Coach	Wins	Years
Tom Izzo	701	29th
Fran McCaffery	525	28th
Matt Painter	458	20th
Steve Pikiell	320	19th
Kevin Willard	305	17th

WILLARD AMONG NATION'S BEST FOR QUAD 1 WINS

- ▶ Head coach Kevin Willard ranks among the top active coaches for Quad 1 wins since 2018-19. Among Big Ten coaches, he ranks 5th overall. He has five since taking over at Maryland with three in 2022-23 and two so far in 2023-24. This season, Maryland has Quad 1 wins at No. 10 Illinois and at Iowa.

HEAD COACH	QUAD 1 WINS
Bill Self	68
Scott Drew	57
Matt Painter	47
Greg Gard	45
Tom Izzo	44
Rick Barnes	43
Mark Few	43
John Calipari	42
Shaka Smart	40
Tony Bennett	39
Nate Oats	38
Greg McDermott	35
Brad Underwood	34
Kelvin Sampson	34
Dan Hurley	32
Kevin Willard	32
Chris Beard	31
Mick Cronin	31

FIRST FIRST-YEAR TERP COACH TO HIT 20 WINS

- ▶ Kevin Willard's first season at Maryland had many notable firsts - The first coach to start 8-0 in his first season; The first coach to be nationally ranked in his first season; The first coach in Big Ten history to win first seven games by at least 15 points. Added to that is the first coach in Maryland history to reach 20 wins in their inaugural season as well.

H. Burton Shipley	1923-24	5-7
Flucie Stewart	1947-48	11-14
Bud Millikan	1950-51	16-11
Frank Fellows	1967-68	8-16
Lefty Driesell	1969-70	13-13
Bob Wade	1986-87	9-17
Gary Williams	1989-90	19-14
Mark Turgeon	2011-12	17-15
Kevin Willard	2022-23	22-13

COACHES AT NEW PROGRAMS IN 2022-23

- ▶ Kevin Willard produced one of the top seasons last year among head coaches at new programs.

Coach	School	Overall	Conf.
Jon Scheyer	Duke	27-9	14-6
Sean Miller	Xavier	27-10	15-5
Jerome Tang	Kansas State	26-10	11-7
Dennis Gates	Missouri	25-10	11-7
Kevin Willard	Maryland	22-13	11-9
Chris Jans	Mississippi State	21-13	8-10
Shaheen Holloway	Seton Hall	17-16	10-10
Kyle Neptune	Villanova	17-17	10-10
Mike White	Georgia	16-16	6-12
Todd Golden	Florida	16-17	9-9
Thad Matta	Butler	14-18	6-14

WILLARD ICE CREAM FLAVOR MAKES DEBUT

- ▶ Head coach Kevin Willard became the newest Maryland coach to receive an ice cream flavor from the UMD Dairy. The name for the ice cream, as selected in an online fan vote, will be Willard's Full Court Press.
- ▶ Coach Willard's ice cream is made up of blackberry, peanut butter cups, banana and vanilla. The flavor will officially be available on Nov. 6 before the home opener against Mount Saint Mary's.
- ▶ Select Maryland head coaches enjoy the unique perk of having their own custom ice cream flavor created in their honor. While not every coach has one, there is no hard-and-fast rule on who gets one, success of the program does play a role.
- ▶ Current head coaches who have their own flavor include Mike Locksley (Pop, #LockedIn, Drop It), women's basketball head coach Brenda Frese (Brenda's Peanut butter Frese), women's lacrosse head coach Cathy Reese (Cathy Reese's Victory Swirl), men's soccer head coach Sasho Cirovski (Sasho's Crew Crunch), and field hockey head coach Missy Meharg (Terpresso).
- ▶ The ice creams are created by University Dining Services' Executive Pastry Chef Jeff Russo for the Maryland Dairy. Housed in the student union, the Dairy uses milk from local cows along with the specialized ingredients for each head coach. The first coach-inspired variation actually began in 2004 with Ralph Friedgen (vanilla, fudge, brownies, chocolate-covered cashews).

ALL AROUND HOOPS SUCCESS

- ▶ Maryland was one of 26 schools last year to have teams in both the men's and women's NCAA Tournament.
- ▶ Only 12 schools had men's and women's teams that were among the Top 8 seeds in both NCAA Tournaments (Arizona, Baylor, Connecticut, Creighton, Duke, Indiana, Iowa, Iowa State, Maryland, Tennessee, Texas, UCLA).
- ▶ Maryland is one of five schools in history to win men's and women's NCAA Championships, along with Baylor, Connecticut, North Carolina and Stanford.
- ▶ Maryland and Stanford are the only schools to win the national championship in men's basketball, women's basketball and football.

HONORS STACKING UP FOR YOUNG

- ▶ After a standout season in 2022-23, Jahmir Young, one of the top point guards in the country, has racked up the preseason accolades. He has been named to the Wooden Award Preseason Top 50 and is a member of the Bob Cousy Award Watch List as well. Young was also a unanimous selection to the Preseason All-Big Ten Team, the first unanimous pick for Maryland since Cowan in 2019.
- ▶ Additionally, Young picked up Preseason All-America honors from Blue Ribbon and Lindy's, while The Field of 68 had him on the All-Big Ten Preseason Team and ranked him as the No. 35 of 100 top players nationally entering 2023-24.
- ▶ Last season, Young was a second team All-Big Ten selection, was named to the USBWA All-District Team, and selected to the NABC All-District Second Team. Additionally, he was chosen as the Pigskin Club of Washington Collegiate Player of the Year.

YOUNG, REESE EARN PRESEASON BIG HONORS

- ▶ Jahmir Young and Julian Reese were named to the All-Big Ten Preseason Team ahead of the 2023-24 campaign. This marked the first time that Maryland has had a pair of players on the preseason team since 2019-20 when Anthony Cowan Jr. and Jalen Smith were selected to the preseason squad.
- ▶ Young was a unanimous selection after last season where the fifth-year player earned All-B1G Second Team honors by the media and the coaches. Young was the first unanimous selection to the All-Big Ten preseason team for the Terps since Anthony Cowan Jr. in 2019. Reese also features on the All-Big Ten preseason list following a sophomore campaign that saw the Baltimore native earn honorable mention All-Big Ten honors after the 2022-23 season.
- ▶ The duo's selection also marked the third time since 2015-16 that a pair of Terps were named to the All-Preseason Team. For this year's All-B1G Preseason Team, only Maryland and Michigan State had two players represented.

COACHING STAFF UPDATES

- ▶ Maryland was one of two schools (Alabama) last season to have three coaching staff members move on to become head coaches. Tony Skinn was named the head coach at his alma mater George Mason, while Grant Billmeier was chosen to lead NJIT. Director of Player Development Tevon Saddler was also tabbed to lead his alma mater, Nicholls State.
- ▶ Returning assistant coach David Cox was promoted to associate head coach, while veteran staff member Greg Manning, Jr., was promoted to assistant coach after serving as the director of operations.
- ▶ Longtime DeMatha High School head coach Mike Jones, who had spent two seasons as an associate head coach at Virginia Tech, was brought back home as an assistant coach.
- ▶ Charlie Butler was elevated to Director of Operations, while Ricky Harris, one of the top all-time players in University of Massachusetts history, was tabbed the Director of Player Development.

IMPACT TRANSFERS FOR 2023-24

- ▶ The Terps added a trio of transfers in the off-season led by veteran Jordan Geronimo who played three seasons at Indiana. Mady Traore and Chance Stephens, both highly talented underclassmen, are both high-potential transfers who add depth to the roster for multiple years.
- ▶ Geronimo, who has a 7-foot wingspan, played 82 games for the Hoosiers where he averaged 4.2 points and 2.7 rebounds. His mother, Dawn Royster Geronimo, was a standout at North Carolina where she was an All-America honorable mention as a senior in 1987. She was the 1985 ACC Tournament MVP.
- ▶ Traore is an athletic 6-foot-11 wing who can play above the rim both in transition and defensively. The native of Paris, France was a highly-recruited three-star recruit despite a relatively late start with the game.
- ▶ Stephens played in 28 games with four starts for Loyola Marymount (CA) last season averaging 6.0 points in 17.1 minutes as a true freshman. He hit 49 three-pointers (out of 52 total made field goals) at a clip of 37.4 percent from beyond the arc. His 49 treys were third-most on the team. In LMU's win over Wake Forest in the Jamaica Classic Championship game, Stephens was 7-of-10 from deep for a career high 23 points earning MVP honors.

FRATERNITY OF GREATNESS

- ▶ One of Willard's early initiatives at Maryland has been to reconnect and embrace the tradition of excellence. As part of that alumni outreach, he has dubbed those in the Terp family as the "Fraternity of Greatness".
- ▶ Within the team hallway, alumni now have a wall-outline of the state to sign with the message "A Lasting Legacy". Additionally, custom-made shirts are provided to alumni and current team-members only with the "Fraternity of Greatness" slogan.
- ▶ Prior to the 2022-23 season's start, the Terps hosted an alumni dinner with over 30 former players in attendance.

TERPS IN THE PROS

- ▶ Maryland currently has five players on NBA rosters: Bruno Fernando (Atlanta), Kevin Huerter (Sacramento), Alex Len (Sacramento), Jalen Smith (Indiana), and Aaron Wiggins (Oklahoma City).
- ▶ Huerter made a major impact on the Kings last season averaging 15.2 points shooting .402 from three-point range in 75 games. Smith played in 68 games for the Pacers averaging 9.4 points and 5.8 rebounds per game. Wiggins saw action in 70 games last year for Oklahoma City averaging 6.8 points and 3.0 rebounds per game highlighted by a 17-point, seven-assist night against Toronto on Dec. 11. He also had a double-double with 11 points, 10 rebounds against the LA Clippers.
- ▶ Maryland has produced 67 all-time NBA draftees including 13 top-10 selections. Both John Lucas (1976) and Joe Smith (1995) were No. 1 picks.
- ▶ Jalen Smith was the most recent top-10 selection going 10th overall in the first round to Phoenix.
- ▶ Walt Williams, now a member of the Maryland radio crew, was the No. 7 overall pick by Sacramento in the 1992 draft.

TERPS IN THE NBA DRAFT

- ▶ Maryland has produced 62 all-time NBA Draft picks including 13 top 10 picks and 20 in the first round.

First-Round Draft Picks

Player, Team	Year	Number
Gene Shue, Philadelphia	1954	3
Al Bunge, Philadelphia	1960	7
Tom McMillen, L.A. Lakers	1974	9
Len Elmore, Washington	1974	13
John Lucas, Houston	1976	1
Brad Davis, L.A. Lakers	1977	15
Buck Williams, New Jersey	1981	3
Albert King, New Jersey	1981	10
Len Bias, Boston	1986	2
Jerrold Mustaf, New York	1990	17
Walt Williams, Sacramento	1992	7
Joe Smith, Golden State	1995	1
Keith Booth, Chicago	1997	28
Steve Francis, Vancouver	1999	2
Chris Wilcox, L.A. Clippers	2002	8
Juan Dixon, Washington	2002	17
Greivis Vasquez, Memphis	2010	28
Alex Len, Phoenix	2013	5
Kevin Huerter, Atlanta	2018	19
Jalen Smith, Phoenix	2020	10

ITALY TRIP JUMP STARTS 2023-24

- ▶ The Terps embarked on a 10-day training tour in Italy from July 31-August 10 which gave Maryland an early start to the season. The trip spanned four cities and featured three exhibition games for the Terps.
- ▶ During the trip, Maryland toured several historic sites such as the Vatican, the Sistine Chapel, and St. Peter's Basilica in Rome; St. Mark's Square and Grand Canal gondola rides in Venice; and boat tours of Lake Como and Lake Maggiore along with visiting the island of Bellagio in Lake Como.
- ▶ Aside from the benefit of the team bonding and seeing all the cultural history of Rome, Florence, Venice and Lake Como, the tour also had an important benefit before Maryland even left the United States - the Terps were able to hold 10 official full practices during the offseason period before departing which gave the team a significant head start on the year.

LOOKING BACK AT 2022-23

- ▶ Last year, the Terps won 22 games and reached the NCAA Tournament Second Round before falling to No. 1 Alabama.
- ▶ The Terps were ranked as high as No. 6 in the NET and as high as No. 13 in the AP Top 25 Poll last season.
- ▶ Maryland went 8-0 to open last season before winning 8-of-10 in the heart of the Big Ten schedule. Home court was huge for Maryland as the Terps posted a 16-1 record at XFINITY including 10-0 in Big Ten games.
- ▶ Willard's defensive focus was a hallmark of the Terps last year but more so over the last 18 games where Maryland allowed just 62.3 points per game including 54 against No. 3 Purdue (a season-low for the Boiler-makers). The 46 points allowed at Minnesota were the second fewest for any Big Ten opponent in Maryland's history since Nebraska scored 45 on Feb. 6, 2019

MARYLAND RADIO CREW

- ▶ Maryland Sports Radio Network play-by-play announcer Johnny Holliday is in his 45th season of broadcasting Maryland basketball this season. Holliday is the 8th longest-tenured broadcaster in the country for NCAA basketball and the second-longest serving play-by-play man in the Big Ten behind Indiana's Don Fischer.
- ▶ Holliday's partners on the call are Chris Knoche, who was the head coach at American (1990-97) in his 24th season as Maryland's color analyst, and Terrapin legend, Walt "The Wizard" Williams, who averaged 26.8 points as a senior in 1991-92 and went on to play 11 seasons in the NBA.
- ▶ Holliday has broadcast over 1,500 University of Maryland games during his Hall of Fame career, including 17 bowl games, 12 Sweet 16s, two Final Fours and Maryland's 2002 National Championship.
- ▶ Knoche played basketball at American University under HOF coach Gary Williams from 1979-81, and he later coached there from 1990-97 before joining the Maryland Sports Radio Network crew.
- ▶ Williams set numerous Maryland records during his playing days from 1988 to 1992, including his incredible streak of seven consecutive 30-point games. He was selected with the seventh pick of the 1992 NBA Draft and would go on to play 11 seasons.

MARYLAND SPORTS RADIO NETWORK

Market	Stations
Baltimore, MD (Flagship)	WJZ FM 105.7 WJZ AM 1300
Washington, DC (Flagship)	The TEAM 980 AM
Hagerstown, MD	WARK 1490 AM WARK 98.9 FM
Cumberland, MD	WTBO AM 560 WTBO AM 1450
Salisbury, MD	WTGM AM 960
Lexington Park, MD	WPTX AM 1690 WPTX FM 100.7
Cambridge, MD	WCEM 1240 AM
Frederick, MD	930 AM

STATISTICAL ODDS & ENDS

- ▶ Jahmir Young scored 37 points at UCLA - a career-best and the most for a Terp since Diamond Stone posted 39 against Penn State (12/30/15). It was also the fourth-most points for a Terp in a true road game.
- ▶ In the Nicholls win, the Terps recorded a season-best 13 blocked shots, the most for Maryland in a game since blocking 13 Loyola (Chicago) shots on Dec. 8, 2018. It was also the most blocks by any Big Ten team in a game this season.
- ▶ Maryland's 105-65 win over Alcorn State marked the first time since the 2010-11 season that the Terps had two 100-point games in a season. The 40-point margin of victory was the largest since a 100-58 win over Wingate on Jan. 15, 2021. The 105 points were also the most since hitting 106 vs. Longwood on Feb. 5, 2011.
- ▶ Against Alcorn State, Maryland had six players hit double figures for the first time since doing the same against Loyola Maryland on Dec. 11, 2018.
- ▶ The overtime win against Penn State was the Terps' first home overtime game since Feb. 19, 2016, a 62-56 victory over Northwestern. It was also the first home overtime game since that contest as well.
- ▶ Jahmir Young finished 12-for-12 at the charity stripe against Penn State - that mark ties the fourth-most free throw attempts without a miss in program history.
- ▶ Against Penn State, Jaime Kaiser, Jr., had four steals, a career-best; the most for a Maryland freshman since Aaron Wiggins against Delaware (11/6/18) and the most for a freshman in a Big Ten game since Justin Jackson had 6 at Iowa (1/19/17).
- ▶ Against Penn State, Maryland had a +22 rebound margin (53-31) - its highest since also being +22 against Rutgers (1/6/16). The Terps also had 23 offensive rebounds which marked a first for a Big Ten game; the last time Maryland had 23 offensive boards in any game was 11/17/13 against Oregon State.
- ▶ Maryland hit 30 free throws against Penn State which was the first-ever time to do so in a Big Ten game.
- ▶ Against Rider, Maryland scored 100 points or more in a game for the first time since it did so against Wingate on Jan. 15, 2021. Maryland won that game 100-58. It was also Maryland's most points scored since beating Marshall 104-67 on Nov. 23, 2018.
- ▶ Against Rider, Maryland had 21 made free throws in the first half equalling the most since also making 21 in the first half against Hofstra on Nov. 29, 2003. In that game Maryland similarly attempted 32 first-half free throws in that game.

- ▶ Maryland led Rider 54-27 at halftime - The Terps' 27-point halftime lead was the program's largest since Nov. 17, 2016 against St. Mary's College of Maryland (54-22, +32).
- ▶ Against UMBC, Maryland dropped 57 points in the first half (57-24), which was the most since Jan. 19, 2010 when the Terps scored 57 in the first half against Longwood. The Terps won that game, 105-66. It was the 13th first half since 1996 where Maryland scored 57 or more. The record in that stretch was 67 against North Texas (12/23/98) and UMBC (12/13/97).

ONE MARYLAND COLLECTIVE

- ▶ In September 2023, Maryland announced its partnership with Blueprint Sports, the industry leader in full-service Name, Image, and Likeness (NIL) collectives, to unveil the 'One Maryland Collective' – the official NIL collective supporting more than 550 student-athletes across all 20 sports at the University of Maryland. Until then, various collectives and other efforts had been underway to support NIL opportunities for Maryland student-athletes. The One Maryland Collective is the first collective to create a united and conscious effort to elevate the level of NIL opportunities in the market.
- ▶ Maryland Athletics has been a leader in the NIL space since its inception. Since NIL was instituted in 2021, our student-athletes have signed 1,522 NIL agreements covering all of our 20 programs, conducted hundreds of hours of community service, and engaged in meaningful opportunities to leverage their individual brands.
- ▶ The One Maryland Collective will be operated by Blueprint Sports, staffed by a dedicated full-time team to manage the daily operations of the collective, fundraising campaigns, corporate partnerships and more.

BREAKING GROUND ON THE NEW BARRY P. GOSSETT BASKETBALL PERFORMANCE CENTER

- ▶ On June 22, 2023, Maryland officially broke ground on the new Barry P. Gossett Basketball Performance Center - the new dedicated home and practice facility for the men's and women's programs.
- ▶ The ceremony was highlighted by head coaches Kevin Willard and Brenda Frese operating backhoes to dig out the first pieces of dirt.
- ▶ The 44,000 square foot facility will be located adjacent to the XFINITY Center creating a new landmark on the northern edge of the Maryland campus. It will feature a dedicated practice court for the teams, a centrally located strength and conditioning facility, expanded locker rooms with cutting-edge technology, state-of-the-art athletic training areas with hydrotherapy, dedicated space for film study and game-planning as well as large lounge areas and office space for both coaching staffs.
- ▶ Current spaces in the XFINITY Center will be repurposed to support other athletics programs for Maryland.



HEAD COACH KEVIN WILLARD

Pittsburgh '97 • 2nd Year at Maryland, 17th as Head Coach

Coming off one of the best inaugural seasons for a Maryland head coach, Kevin Willard enters his second season leading the Terps in 2023-24.

Willard was named the new head coach of the Maryland men's basketball program by Damon Evans, Barry P. Gossett Director of Athletics on March 21, 2022.

In his first season at the helm, the 16-year veteran led the Terps to a 22-13 overall record, a NCAA Tournament Second Round appearance, and a national Top-25 ranking throughout the season. Willard became the first coach in program history to achieve 20 wins, a national ranking, and a berth to the NCAA Tournament in his first season. Additionally, he was also the first coach in Maryland history to start their tenure 8-0 and was the first coach in Big Ten history to win each of his first seven games by at least 15 points.

The 2022-23 campaign was also highlighted by five Top 25 wins including a 68-54 sellout win over No. 3 Purdue, a perfect 10-0 record in home Big Ten games, and a 16-1 mark at the XFINITY Center which saw three sellouts overall. The Terps finished the year ranked No. 32 in the NET (NCAA Evaluation Tool) after being as high as No. 6 and spent 11 weeks ranked or receiving votes in the Top 25 with a high of No. 13 in the AP Poll.

With a renewed focus on recruiting the DMV, Willard and his staff assembled a top-15 recruiting class leading into the 2023-24 season and has found success through the transfer portal in players like Jahmir Young, Patrick Emilien, and Don Carey who all played key roles in 2022-23.

Over the last five seasons, Willard has been one of the winningest coaches in terms of NET Quad 1 victories. His teams have combined for 29 Quad 1 wins in that span which ranks among the Top 15 for active coaches since 2018-19.

In his career as a head coach, his teams have 33 wins over Associated Press Top-25 teams including 19 wins over Top-15 teams, 15 wins over Top-10 teams and seven wins over Top-5 teams.

Overall, teams under Willard have reached the NCAA Tournament seven times with nine 20-win seasons. He has posted 10 consecutive .500-or-better records and 12 total during his career.

In 2023-24, he will look to become the fifth active Big Ten head coach to amass 300-or-more career victories as he enters the season with a 292-223 mark.

Before taking over in College Park, Willard returned Seton Hall to its status as one of the premier programs in the Big East during his tenure from 2010-22. He reached five NCAA Tournament appearances in the last six events that were played. He led the Pirates to the Big East Tournament Title in 2015-16 and the regular-season title in 2019-20. He was the 2016 Big East Coach of the Year and the 2020 USBWA District II Coach of the Year during those runs. Additionally, he was a three-time Peter A. Carlesimo Met Writers Coach of the Year (2016, 2017, 2019) and the 2019 NABC District 5 Coach of the Year. He also has the most non-conference wins of any coach in the nation against Big Ten teams since 2014-15.

In addition to his coach of the year accolades, he was also named one of Forbes Top 10 NCAA Basketball Coaches for the Next 10 Years in 2017. His teams won the prestigious NABC Team Academic Excellence Award for five straight years (2016-20) and earned three NCAA Academic Progress Rate Public Recognition Awards.

In a six-year span from 2016-17 through 2021-22, he was one of 10 active head coaches in the Power 6 conferences to achieve a regular-season championship, a conference tournament championship, and a conference coach of the year honor. He also finished in the top-four in the Big East on six occasions. In 2018, he led the Pirates to their first victory in an NCAA Tournament since 2004.

Through his 12 seasons at Seton Hall, Willard produced a 225-161 overall record. He ranks second all-time in victories (225) in Seton Hall basketball history and has the most wins in conference play in program history (110). He is also the 11th all-time winningest coach in Big East history, dating to the conference's inception in 1979. The Pirates also had 82 combined wins between the Big East regular-season and postseason, second only to Villanova in the conference, since the 2015-16 season.

His teams at Seton Hall were ranked in the Top 25 in five of his last eight seasons with a high ranking of No. 8 in the 2019-20 season. In 2020-21 the Pirates were ranked as high as No. 15 and spent eight weeks in the polls.

Willard's Seton Hall teams also posted an 11-5 record against Big Ten teams over his last eight seasons, which included wins over Maryland in 2018 and 2019. Willard's teams also won road games at Michigan, Iowa, Penn State and Rutgers and beat Indiana at home. Willard held the most non-conference wins over Big Ten teams of any coach since 2014-15.

In 2021-22, Willard led the Pirates to a 21-11 overall record and an 11-8 mark in conference play. That included wins over No. 4 Michigan and No. 7 Texas as part of six NET Quad 1 victories.

Willard coached the Big East Player of the Year in two of his last three years in Myles Powell (2020) and Sandro Mamukelashvili (2021). He mentored two Big East Most Improved Players of the Year in Powell (2018) and Romaro Gill (2020). He coached the Big East Tournament MVP, Isaiah Whitehead (2016); the Big East Defensive Player of the Year, Fuquan Edwin (2014) and Gill (2020); the Big East Rookie of the Year, Angel Delgado (2015) and the Big East Scholar-Athlete of the Year, Michael Nzei (2019) and Ike Obiagu (2021).

Whitehead, Delgado, Powell and Mamukelashvili all earned All-American honors and Consensus First-Team All-Big East honors, and all in the last seven years. All four went on to play in the NBA with Powell playing for the Philadelphia 76ers this season and Mamukelashvili playing for the Milwaukee Bucks.

Powell was Seton Hall's first Consensus First-Team All-American since 1953. This past season, Jared Rhoden was named to the All-Big East First Team marking the sixth time in seven years that Willard coached a first-team all-conference honoree. Overall, he mentored 15 All-Big East selections and three Big East All-Rookie Team honorees.

Making a huge emphasis on effort in the classroom, Willard's student-athletes combined for 72 BIG EAST All-Academic team selections, and the program boasted a perfect single-year academic progress rate in six of the nine NCAA reports since he served as head coach as well as perfect multi-year APR scores in 2016 and 2017. The NCAA has also recognized Seton Hall with NCAA APR Public Recognition awards for boasting an APR in the top 10 percent in the country three consecutive years from 2015-17. The National Association of Basketball Coaches (NABC) gave the program the Team Academic Excellence Award for five consecutive years from 2016-20 after finishing the academic year with a grade-point-average above 3.0.

Willard showed to be a strong evaluator and recruiter of talent, as he brought in a consensus top-15 national recruiting class in 2014, led by Whitehead, the program's first McDonald's All-American since 2001 and just the fifth all-time. His 2021-22 recruiting class was also rated in the top 25 by 247Sports.

The 2020-21 season marked Seton Hall and Willard's sixth consecutive top-four finish in the Big East Conference, one of the best basketball conferences in the country. Only Villanova also completed six straight top-four finishes in the same span.

Willard was named head coach of the Seton Hall men's basketball program on March 29, 2010. He became the 19th head coach in Seton Hall history joining the Pirates after three years serving as the head coach at Iona. In 2007, he had inherited a Gaels team that had won just two games the prior season. In his first year at the helm, the Gaels had a 10-win improvement, ranking as one of the top turnarounds in NCAA Div. I. Then in year three in 2009-10, Willard guided Iona to a 21-10 overall record, and he was named MAAC Coach of the Year.

Prior to the start of his career as a head coach, Willard was an assistant and associate head coach for six years at Louisville, where he was mentored by Naismith Basketball Hall of Famer Rick Pitino. Willard also credits his father, Ralph, as one of his coaching influences. Ralph Willard enjoyed a successful 19-year run as the head coach at Western Kentucky, Pittsburgh and Holy Cross, winning 336 games and advancing to six NCAA Tournaments.

THE WILLARD FILE

Full Name	Kevin Willard
Date of Birth	April 6, 1975
Hometown	Huntington, N.Y.
Alma Mater	Pittsburgh '97
Family	Wife, Julie; Children: Colin, Chase
Playing Experience	Point Guard: Western Kentucky, Pittsburgh
Years in Coaching (College)	23



WILLARD'S EARLY MILESTONES

- ▶ First coach in program history to lead Maryland to NCAA Tournament in first year.
- ▶ First coach in Maryland history to post 20 wins during his inaugural season.
- ▶ First coach in program history to have Maryland ranked nationally during a coach's first season.
- ▶ First coach in Maryland history to start 8-0 in his first season.
- ▶ Willard is also the first coach in Big Ten history to win each of the first seven games of his tenure by at least 15 points.

At Louisville, Willard was responsible for assisting with the Cardinals' game preparations, scouting and preparing game plans. He also served as chief recruiting coordinator. During his tenure, Louisville was ranked in the Top 25 for five seasons and reached the postseason in each of his six years. The squad reached the NCAA Tournament on four occasions including a visit to the 2005 Final Four, the first time in 19 years that the Cardinals had advanced that deep into the postseason. In his six seasons at Louisville, the Cardinals posted a phenomenal 142-58 record averaging nearly 24 wins per season.

Prior to Louisville, Willard worked with Pitino as a coaching associate with the Boston Celtics for four years. His duties with the Celtics included game and practice preparation, scouting and assisting the coaching staff in all facets of basketball operations. He also provided advance scouting, videotape breakdowns and assisted with individual workouts prior to games.

A basketball lifer, Willard played point guard on the Division I level for four years, the last three coming at the University of Pittsburgh. He earned Big East All-Academic honors while appearing in 60 games for the Panthers. He spent his freshman season at Western Kentucky, where he played in the backcourt and sank over 40 percent of his three-point field goal attempts.

Willard hails from New York and was born in Huntington on Long Island, but played his high school basketball at Bowling Green High School (Ky.) while his father was the head coach at Western Kentucky. He earned second-team All-State honors as a senior and helped his team to a combined 76-15 record in his final three prep seasons.

Willard is married to the former Julie Wagner and they have two sons, Colin, who was born in August 2006 and Chase born in June 2008.

WILLARD VS. OPPONENTS / COACHING RECORD / CAREER HIGHLIGHTS

Opponent	Overall	Maryland	Seton Hall	Iona	Last Meeting
Alabama	1-1	0-1	1-0	---	2022-13
Albany	1-0	---	---	1-0	2009-10
Alcorn State	1-0	1-0	---	---	2023-24
Arkansas	0-2	---	0-2	---	2016-17
Auburn	1-0	---	1-0	---	2011-12
Baylor	0-1	---	---	0-1	2009-10
Bethune-Cookman	1-0	---	1-0	---	2021-22
Binghamton	1-0	1-0	---	---	2022-23
Boston University	1-1	---	---	1-1	2009-10
Bradley	1-0	---	1-0	---	2015-16
Butler	10-10	---	10-10	---	2021-22
California	2-0	---	2-0	---	2021-22
Canisius	5-2	---	---	5-2	2009-10
Central Connecticut	1-0	---	1-0	---	2016-17
Cincinnati	0-3	---	0-3	---	2012-13
Clemson	0-1	---	0-1	---	2010-11
Columbia	1-0	---	1-0	---	2016-17
Connecticut	3-7	---	3-6	0-1	2021-22
Coppin State	2-0	2-0	---	---	2023-24
Cornell	1-0	---	1-0	---	2010-11
Creighton	11-9	---	10-9	1-0	2021-22
Dartmouth	1-0	---	1-0	---	2015-16
Davidson	0-1	0-1	---	---	2023-24
Dayton	1-1	---	1-1	---	2011-12
Delaware	2-0	---	1-0	1-0	2016-17
DePaul	15-7	---	15-7	---	2021-22
Eastern Washington	1-0	---	1-0	---	2013-14
Fairfield	3-3	---	---	3-3	2009-10
Fairleigh Dickinson	4-1	---	3-1	1-0	2021-22
Florida	0-1	---	0-1	---	2016-17
Florida A&M	1-0	---	1-0	---	2019-20
Florida State	0-1	---	---	0-1	2009-10
Gardner-Webb	1-0	---	1-0	---	2014-15
Georgetown	16-10	---	16-10	---	2021-22
Georgia	1-1	---	1-1	---	2015-16
George Washington	1-1	---	1-1	---	2015-16
Gonzaga	0-1	---	0-1	---	2015-16
Grand Canyon	1-0	---	1-0	---	2018-19
Hampton	2-0	---	---	2-0	2009-10
Hawaii	2-0	---	2-0	---	2018-19
Hofstra	1-1	---	---	1-1	2008-09
Illinois	2-0	2-0	---	---	2023-24
Illinois State	1-0	---	1-0	---	2014-15
Indiana	2-2	1-2	1-0	---	2023-24
Iona	1-0	---	1-0	---	2020-21
Iowa	2-1	1-1	1-0	---	2023-24
Iowa State	1-1	---	1-1	---	2019-20
Jackson State	0-1	---	---	0-1	2007-08
Kansas	0-1	---	0-1	---	2017-18
Kent State	1-0	---	1-0	---	2013-14
Kentucky	1-0	---	1-0	---	2018-19

Opponent	Overall	Maryland	Seton Hall	Iona	Last Meeting
Lafayette	1-0	---	1-0	---	2013-14
LIU-Brooklyn	4-0	---	2-0	2-0	2013-14
Longwood	3-0	---	3-0	---	2012-13
Long Beach State	0-1	---	0-1	---	2015-16
LSU	0-1	---	0-1	---	2012-13
Louisville	3-7	1-0	1-7	0-1	2022-23
Loyola Maryland	4-2	---	---	4-2	2009-10
Maine	2-0	---	2-0	---	2014-15
Manhattan	5-2	---	1-0	4-2	2017-18
Marist	3-4	---	---	3-4	2009-10
Marquette	12-14	---	12-14	---	2021-22
Maryland	2-0	---	2-0	---	2019-20
Massachusetts	1-1	---	1-1	---	2011-12
Mercer	2-1	---	2-1	---	2014-15
Miami	2-0	1-0	1-0	---	2022-23
Michigan	3-1	2-1	1-0	---	2023-24
Michigan State	1-3	1-2	0-1	---	2023-24
Minnesota	3-1	3-1	---	---	2023-24
Mississippi	1-0	---	1-0	---	2015-16
Monmouth	2-0	---	2-0	---	2017-18
Mount St. Mary's	2-0	1-0	1-0	---	2023-24
Nebraska	2-2	2-1	0-1	---	2023-24
Nevada	1-0	---	1-0	---	2014-15
New Hampshire	2-0	---	1-0	1-0	2018-19
Nicholls	1-0	1-0	---	---	2023-24
Niagara	5-4	1-0	1-0	3-4	2022-23
NJIT	5-0	---	5-0	---	2017-18
Norfolk State	2-0	---	1-0	1-0	2012-13
Northwestern	1-2	1-1	0-1	---	2023-24
North Carolina	0-1	---	---	0-1	2007-08
North Carolina A&T	1-0	---	1-0	---	2012-13
North Carolina State	1-0	---	1-0	---	2017-18
Notre Dame	0-3	---	0-3	---	2012-13
Nyack College	1-0	---	1-0	---	2021-22
Ohio State	1-3	1-1	0-1	0-1	2022-23
Oklahoma	0-1	---	0-1	---	2013-14
Old Dominion	0-1	---	---	0-1	2007-08
Oregon	0-2	---	0-2	---	2020-21
Penn State	3-1	2-1	1-0	---	2023-24
Pittsburgh	1-2	---	1-2	---	2012-13
Prairie View A&M	1-0	---	1-0	---	2019-20
Princeton	0-1	---	---	0-1	2007-08
Providence	13-11	---	12-11	1-0	2021-22
Purdue	1-2	1-2	---	---	2023-24
Quinnipiac	1-0	---	1-0	---	2016-17
Rhode Island	1-2	---	1-2	---	2020-21
Richmond	0-1	---	0-1	---	2010-11
Rider	3-4	1-0	---	2-4	2023-24
Robert Morris	0-2	---	---	0-2	2008-09
Rutgers	8-8	0-1	8-7	---	2022-23
Sacred Heart	1-0	---	1-0	---	2018-19

Opponent	Overall	Maryland	Seton Hall	Iona	Last Meeting
Saint Joseph's	1-0	---	1-0	---	2011-12
Saint Louis	2-1	1-0	1-1	---	2022-23
Saint Peter's	10-4	1-0	6-1	3-3	2022-23
Siena	0-6	---	---	0-6	2009-10
South Alabama	1-0	1-0	---	---	2023-24
South Carolina	1-0	---	1-0	---	2016-17
South Carolina State	0-1	---	---	0-1	2007-08
South Florida	5-2	---	5-1	0-1	2015-16
Southern Miss	1-1	---	1-0	0-1	2019-20
St. Francis Brooklyn	1-0	---	1-0	---	2011-12
St. Francis (PA)	2-0	---	---	2-0	2008-09
St. John's	14-8	---	14-8	---	2021-22
Stanford	0-1	---	0-1	---	2016-17
Stony Brook	3-0	---	3-0	---	2019-20
Syracuse	1-4	---	1-4	---	2012-13
TCU	0-1	---	0-1	---	2021-22
Temple	0-1	---	0-1	---	2010-11
Tennessee	0-1	0-1	---	---	2022-23
Texas	1-0	---	1-0	---	2021-22
Texas Tech	1-0	---	1-0	---	2017-18
Troy	1-0	---	1-0	---	2015-16
UAB	0-1	0-1	---	---	2023-24
UCLA	1-1	1-1	---	---	2023-24
UMBC	2-0	2-0	---	---	2023-24
UMKC	1-0	---	1-0	---	2012-13
Valparaiso	1-0	---	---	1-0	2008-09
Vanderbilt	1-1	---	1-0	0-1	2017-18
VCU	2-0	---	2-0	---	2017-18
Villanova	6-20	0-1	6-19	---	2023-24
Virginia Tech	1-0	---	1-0	---	2013-14
Wagner	6-0	---	6-0	---	2021-22
Wake Forest	2-0	---	2-0	---	2012-13
Washington	0-1	---	0-1	---	2012-13
Western Carolina	1-0	1-0	---	---	2022-23
Western Michigan	1-1	---	---	1-1	2008-09
West Virginia	2-1	1-0	1-1	---	2022-23
Wichita State	1-1	---	1-1	---	2015-16
William & Mary	1-0	---	---	1-0	2009-10
Wisconsin	1-2	1-1	---	0-1	2022-23
Wofford	0-1	---	0-1	---	2018-19
Xavier	11-8	---	11-8	---	2021-22
Yale	2-0	---	2-0	---	2021-22

HEAD COACHING RECORD

Season	School	Overall	Pct.	Conf.	Pct.	Finish	Conf. Tournament	Postseason
2007-08	Iona	12-20	.375	8-10	.444	7th	MAAC First Round	---
2008-09	Iona	12-19	.387	7-11	.389	7th	MAAC First Round	---
2009-10	Iona	21-10	.677	12-6	.667	3rd !	MAAC Quarterfinals	---
2010-11	Seton Hall	13-18	.419	7-11	.389	12th	BIG EAST First Round	---
2011-12	Seton Hall	21-13	.618	8-10	.444	T-9th	BIG EAST Second Round	NIT Second Round
2012-13	Seton Hall	15-18	.455	3-15	.167	T-13th	BIG EAST Second Round	---
2013-14	Seton Hall	17-17	.500	6-12	.333	8th	BIG EAST Semifinals	---
2014-15	Seton Hall	16-15	.516	6-12	.333	T-7th	BIG EAST First Round	---
2015-16	Seton Hall	25-9	.735	12-6	.667	3rd#	BIG EAST Champions	NCAA First Round
2016-17	Seton Hall	21-12	.636	10-8	.556	T-3rd	BIG EAST Semifinals	NCAA First Round
2017-18	Seton Hall	22-12	.647	10-8	.556	T-3rd	BIG EAST Quarterfinals	NCAA Second Round
2018-19	Seton Hall	20-14	.588	9-9	.500	T-3rd	BIG EAST Final	NCAA First Round
2019-20	Seton Hall	20-9	.690	13-5	.722	T-1st	Canceled, COVID-19	Canceled, COVID-19
2020-21	Seton Hall	14-13	.519	10-9	.526	T-4th	BIG EAST Semifinals	---
2021-22	Seton Hall	21-11	.656	11-8	.579	T-5th	BIG EAST Quarterfinals	NCAA First Round
2022-23	Maryland	22-13	.629	11-9	.550	T-5th	Big Ten Quarterfinals	NCAA Second Round
2023-24	Maryland	13-9	.590	5-6	.455	-	-	-
	at Maryland	35-22	.614	16-15	.516			
	Total	305-232	.568	148-155	.488			

CAREER HIGHLIGHTS

- 6 NCAA Tournament Appearances (2016, 2017, 2018, 2019, 2020* (COVID), 2022, 2023)
- 2020 Big East Conference Regular-Season Championship
- 2016 Big East Conference Tournament Championship
- 2016 Big East Coach of the Year
- 2020 USBWA District II Coach of the Year
- 2016, 2017, 2019 Peter A. Carlesimo Met Writers Coach of the Year
- 2019 NABC District 5 Coach of the Year
- 2017 Forbes Top 10 NCAA Basketball Coaches For The Next 10 Years
- 10 Consecutive seasons of .500-or-better record
- 9 20-win seasons
- 7 Top-5 Big East finishes
- 7 seasons ranked in the AP Top 25
- 72 All-Big East Academic Team selections
- 15 All-Big East selections
- 6 All-Big East First-Team selections
- 4 Haggerty Metropolitan Players of the Year
- 2 Big East Players of the Year
- 2 Big East Defensive Players of the Year
- 2 Big East Most Improved Players of the Year
- 2 Big East Scholar-Athletes of the Year



DAVID COX
Associate Head Coach
William & Mary '95
Second Year at Maryland



MIKE JONES
Assistant Coach
Old Dominion '95
First Year at Maryland



GREG MANNING JR.
Assistant Coach
Loyola '08
Sixth Year at Maryland



CHARLIE BUTLER
Director of Basketball Operations
Seton Hall '15
Second Year at Maryland



CHRIS ROBINSON
Coordinator of Basketball Operations
Maryland '19
Seventh Year at Maryland



RICKY HARRIS
Director of Player Personnel
Massachusetts '10
First Year at Maryland



BRENTON PETTY
Video Coordinator
Fordham '18
Fifth Year at Maryland



KYLE TARP
Director of Basketball Performance
UC Davis '06
14th Year at Maryland



MATT CHARVAT
Associate Head Athletic Trainer
Baldwin-Wallace '96
23rd Year at Maryland



#0 JAHNATHAN LAMOTHE

GUARD • 6-4 • 192 • FR. • BALTIMORE, MD • ST. FRANCES ACADEMY

JAHNLAMOTHE5 / JAHNATHANLAMOTI

JONATHAN LA-MOETH



SCAN FOR FULL BIO

2023-24 SEASON:

- Scored in double figures for the first time in career with 10 points and three rebounds, a block, a steal, and an assist against Alcorn State (12/12).
- Pulled down a pair of rebounds and had an assist against Rider (11/28).
- Scored first point of career and had a pair of assists against UMBC (11/21).
- Came off the bench and grabbed three steals with two rebounds against Villanova (11/17).
- Made Terrapins debut against Mount St. Mary's (11/7).

BEFORE COLLEGE:

- Was chosen to play in the prestigious 50th Annual Hoop Culture Capital Classic in April 2023 where he was team captain of the Capital All-Stars
- Senior season in 2022-23 was highlighted by a St. Francis Academy record 57-point performance including 16 three-pointers, also a school record, against John Carroll
- Also had 30 points and seven rebounds in leading the Panthers to the MIAAAA Conference Championship.
- Named MIAA MVP and was chosen to the BCL First Team as a senior
- Finished his prep career with over 1,000 career points after averaging 20 points, 11 rebounds, 8 assists, and 2 steals per game - became the first player in St. Frances history to average a triple double during the regular season
- Two-time all-conference first team selection
- Capital All-American as a senior in 2023
- Selected to the City Is Mine Basketball All-Star Game in 2023
- Four-star recruit who ranked as the No. 3 recruit overall in Maryland and was as high as No. 122 nationally
- The combo guard chose Maryland over Georgetown, UCF, and Penn State
- Played on Team Durant on the AAU circuit
- As a junior, led St. Frances to a 35-8 record and a No. 2 ranking in The Baltimore Sun high school poll
- National Honor Society inductee
- Joins current Terp Julian Reese who also played at St. Frances

PERSONAL:

- Son of Danielle and Ernst Lamothe
- Has four siblings: Jahson, Jahsiah, Jahshua, and Jahair
- Spends free time coaching area youth
- Last name is pronounced "la-moeth"
- Intends to major in business management

▶ 2023-24 GAME-BY-GAME

				Total		3-Pointers		Free throws		Rebounds							
Opponent	Date	GS	MIN	FG-FGA	PCT	3FG-3FGA	PCT	FT-FTA	PCT	OFF	DEF	TOT	AVG	PF	A	TO	BLK
Mount St. Mary's at Villanova	11/07/2023		02:42	0-0	.000	0-0	.000	0-0	.000	0	0	0	0.0	0	0	0	0.0
	11/17/2023		13:00	0-2	.000	0-2	.000	0-0	.000	1	1	2	1.0	1	0	2	0.3
UMBC	11/21/2023		13:16	0-2	.000	0-1	.000	1-2	.500	0	0	0	0.7	1	2	1	0.3
Rider	11/28/2023		14:53	0-1	.000	0-1	.000	1-2	.500	0	2	2	1.0	2	1	0	0.5
Alcorn	12/12/2023		12:09	4-5	.800	2-3	.667	0-0	.000	1	2	3	1.4	0	1	1	10.4
Coppin St.	12/28/2023		14:56	0-2	.000	0-1	.000	0-0	.000	0	0	0	1.2	1	0	0	2.0
at Minnesota	01/07/2024		13:25	0-0	.000	0-0	.000	0-0	.000	0	2	2	1.3	1	0	0	1.7
Michigan	01/11/2024		02:12	0-1	.000	0-1	.000	0-0	.000	0	0	0	1.1	1	0	0	1.5
Nebraska	01/27/2024		02:01	0-0	.000	0-0	.000	0-0	.000	0	0	0	1.0	0	0	0	1.3
Totals			0	88:34	4-13	.308	2-9	.222	2-4	.500	2	7	9	1.0	7	4	12

Player Averages

Games Played	Minutes/ game	Points/ game	FG Pct	3FG Pct	FT Pct	Rebounds/ game	Assists/ game	Turnovers/ game	Assist/Turnover ratio	Steals/ game	Blocks/ game
9	9.8	1.3	30.8	22.2	50.0	1.0	0.4	0.8	0.6	0.4	0.1

▶ SEASON/CAREER HIGHS

	2023-24 SEASON	CAREER HIGHS
POINTS	10 vs. Alcorn State (12/12/23)	Same
REBOUNDS	3 vs. Alcorn State (12/12/23)	Same
FG MADE	4 vs. Alcorn State (12/12/23)	Same
FG ATT.	5 vs. Alcorn State (12/12/23)	Same
3 FG MADE	2 vs. Alcorn State (12/12/23)	Same
3 FG ATT.	3 vs. Alcorn State (12/12/23)	Same
FT MADE	1, 2x, last vs. Rider (11/28/23)	Same
FT ATT.	2, 2x, vs. Rider (11/28/23)	Same
ASSISTS	2 vs. UMBC (11/21/23)	Same
BLOCKS	1 vs. Alcorn State (12/12/23)	Same
STEALS	3 at #21 Villanova (11/17/23)	Same
MINUTES	15, 2x, last vs. Coppin St. (12/28/23)	Same

▶ MISCELLANEOUS STATS

Category	Season	Career	Last Time
Double-Figure Scoring	1	1	10 vs. Alcorn State (12/12/23)
20-plus Points	-	-	-
10-plus Rebounds	-	-	-
10-plus Assists	-	-	-
5 3FG Games	-	-	-
Double-Doubles	-	-	-

▶ CAREER STATS

				Field Goals		3-Point		F-Throws		Rebounds									Scoring	
SEASON	TEAM	GP-GS	MIN/AVG	FG-FGA	FG%	3FG-3FGA	3FG%	FT-FTA	FT%	OFF	DEF	TOT	AVG	PF-FO	A	TO	BLK	STL	PTS	AVG
2023-24	MD	9-0	89/9.8	4-13	.308	2-9	.222	2-4	.500	2	7	9	1.0	7-0	4	7	1	4	12	1.3
TOTAL		9-0	89/9.8	4-13	.308	2-9	.222	2-4	.500	2	7	9	1.0	7-0	4	7	1	4	12	1.3



#1 JAHMIR YOUNG

GUARD • 6-1 • 185 • 5TH YEAR • UPPER MARLBORO, MD
(DEMATHA CATHOLIC / CHARLOTTE)

IG JAHMIRYOUNG / TW FLYMIR

🧠 JAH-MEER



SCAN FOR FULL BIO

2023-24 SEASON:

- Is one of two active NCAA players with 2,000+ points, 700+ rebounds, and 400+ assists (2,412 points, 715 rebounds, 451 assists).
- Two-time Big Ten Player of the Week on Jan. 2 and Jan. 15 - first Terp since Anthony Cowan, Jr. (3x, 2019-20) and Melo Trimble (2x, 2016-17) to earn the honor multiple times in a season.
- Finished in double figures for the 19th time during season and 125th in career with 12 points, while adding nine rebounds, and six assists against Nebraska (1/27).
- Scored 17 of 22 points in the second half, including eight in the final 1:03, to finish with 20+ points for the 11th time in season and 52nd time in his career while adding seven rebounds and four assists against Iowa (1/24).
- Only the second player in the Big Ten since 1996-97 to average 27.5 points per game through five straight road games.
- Had second streak of the season of 20+ consecutive free throws made with 27 from Jan. 11 against Michigan to Jan. 24 against Iowa.
- Finished in double-figures for the 17th time during the season with 19 points and added four assists, four rebounds, and a steal against Michigan State (1/21).
- Led Terps with his second 30-point performance of the season with 36 points and added five assists, two rebounds, two steals, and a block on the road against Northwestern (1/17).
- Scored in double figures for the 12th consecutive game with 28 points while adding eight assists, two rebounds, a steal, and a block on the road against Illinois (1/14).
- Had 12 points with five rebounds, five assists and two steals against Michigan (1/11).
- Scored 20+ points for the fourth consecutive game with 20 points while grabbing eight rebounds with two steals and two assists against Minnesota (1/7).
- Led the team with 26 points and collected four rebounds against Purdue (1/2).
- Had a career night with 37 points (23 in first half), which were the most for a Terp since Diamond Stone scored 39 vs. Penn State (Dec. 30, 2015), against UCLA (12/22).
- Had a streak of 39 consecutive free throws made from Dec. 1 against Indiana to Dec. 22 against UCLA, which is the second-longest streak in program history.
- Had first double-double and fifth 20-point game of the season with 23 points, 11 rebounds while dishing out four assists against Nicholls (12/19).
- Scored in double figures for the ninth time this season with 13 points, while picking up seven assists and two rebounds against Alcorn State (12/12).
- Led the Terps with 28 points and pulled down a season-high eight rebounds and picked up three assists against Penn State (12/6).
- Went 12-for-12 from the charity stripe against Penn State, which is tied for the fourth-most free throw attempts without a miss in program history. Also had 45th 20-point game of career, which makes him the active Big Ten leader for career 20-point games.
- Had 44th career 20-point game with 20 points, while pulling down three rebounds, two steals, two assists, and a block against Indiana (12/1).
- Scored 22 points for his 43rd 20-point game of his career, while adding five assists and two steals against Rider (11/28).
- Had 16 points, four assists, and a steal against South Alabama (11/25).
- Scored in double figures for the 110th time in career with 20 points while also got four steals against UMBC (11/21).
- Dropped 14 points with six rebounds, six assists, and a steal against UAB (11/12).
- Reached the 2,000 point career threshold with 18 points with seven assists with a block and a steal against Davidson (11/10).
- Scored 12 points with five rebounds, four assists, three steals, and two blocks against Mount St. Mary's (11/7).

NOTABLES:

- As a senior, he earned All-Conference and honorable-mention Washington Post All-METS honors.
- Ranked as one of the Top-10 seniors in the state of Maryland.
- Played an integral role in helping DeMatha High school win three championships in 2018, including a state championship.
- Earned All-Conference honors as a junior after averaging 11.7 points, 3.7 rebounds and 3.3 assists per game.
- Played his freshman and sophomore years for St. Mary's Ryken High School.
- Was a four-year starter in his high school career.
- In the summer of 2018, he helped his D.C. based AAU program, Team Takeover, capture the Peach Jam title.

CAREER STATS

				Field Goals		3-Point		F-Throws		Rebounds									Scoring	
SEASON	TEAM	GP-GS	MIN/AVG	FG-FGA	FG%	3FG-3FGA	3FG%	FT-FTA	FT%	OFF	DEF	TOT	AVG	PF-FO	A	TO	BLK	STL	PTS	AVG
2019-20	CLT	29-29	939/32.4	118-277	.426	47-126	.373	79-107	.738	16	135	151	5.2	34-0	82	54	10	45	362	12.5
2020-21	CLT	25-25	936/37.4	140-331	.423	45-133	.338	126-151	.834	19	104	123	4.9	22-0	63	61	7	26	451	18.0
2021-22	CLT	31-31	1111/35.8	210-449	.468	56-164	.341	132-148	.892	21	162	183	5.9	32-0	114	66	14	34	608	19.6
2022-23	MD	35-35	1095/31.3	184-443	.415	42-135	.311	143-172	.831	40	122	162	4.6	42-0	107	79	13	44	553	15.8
2023-24	MD	21-21	731/34.8	138-321	.430	42-121	.347	120-133	.902	24	72	96	4.6	27-0	85	62	8	31	438	20.9
TOTAL FOR MD		56-56	1826/32.6	322-764	.421	84-256	.328	263-305	.862	64	194	258	4.6	69-0	192	141	21	75	991	17.7
TOTAL		141-141	4812/34.1	790-1821	.434	232-679	.342	600-711	.844	120	595	715	5.1	157-0	451	322	52	180	2412	17.1

★ 2023-24 JOHN WOODEN PRESEASON TOP 50

★ 2023-24 BOB COUSY WATCH LIST

★ 2023-24 ALL-BIG PRESEASON TEAM (UNANIMOUS)

★ 2023-24 LINDY'S PRESEASON ALL-AMERICAN

★ 2023-24 BLUE RIBBON PRESEASON ALL-AMERICAN

★ 2022-23 ALL-BIG TEN SECOND TEAM

★ 2022-23 NABC ALL-DISTRICT SECOND TEAM

★ 2022-23 USBWA ALL-DISTRICT

2023-24 GAME-BY-GAME

Opponent	Date	GS	MIN	Total		3-Pointers		Free throws		Rebounds				PF	A	TO	BLK	STL	PTS	AVG	
				FG-FGA	PCT	3FG-3FGA	PCT	FT-FTA	PCT	OFF	DEF	TOT	AVG								
Mount St. Mary's	11/07/2023	*	33:06	4-11	.364	0-3	.000	4-4	1.000	0	5	5	5.0	1	4	4	2	3	12	12.0	
vs Davidson	11/10/2023	*	35:44	6-15	.400	3-6	.500	3-3	1.000	1	1	2	3.5	3	7	3	1	1	18	18.0	
vs UAB	11/12/2023	*	37:04	5-13	.385	1-4	.250	3-4	.750	1	5	6	4.3	2	6	3	0	1	14	14.7	
at Villanova	11/17/2023	*	28:09	3-10	.300	3-7	.429	0-0	.000	0	2	2	3.8	1	2	4	1	2	9	13.3	
UMBC	11/21/2023	*	28:44	5-13	.385	1-3	.333	9-11	.818	1	2	3	3.6	1	2	4	0	4	20	14.6	
South Alabama	11/25/2023	*	34:24	5-16	.313	2-11	.182	4-4	1.000	0	1	1	3.2	1	4	3	0	1	16	15.5	
Rider	11/28/2023	*	28:47	6-10	.600	4-7	.571	6-7	.857	0	1	1	2.9	1	5	1	0	2	22	15.9	
at Indiana	12/01/2023	*	36:17	6-14	.429	1-7	.143	7-8	.875	2	1	3	2.9	1	2	1	2	20	16.4		
Penn St.	12/06/2023	*	43:52	7-19	.368	2-7	.286	12-12	1.000	1	7	8	3.4	2	3	6	0	1	28	17.7	
Alcorn	12/12/2023	*	23:57	3-7	.429	1-4	.250	6-6	1.000	2	0	2	3.3	3	7	4	0	0	13	17.2	
Nicholls	12/19/2023	*	36:30	5-13	.385	3-6	.500	10-10	1.000	2	9	11	4.0	2	4	2	1	0	23	17.7	
at UCLA	12/22/2023	*	36:36	13-19	.684	4-6	.667	7-9	.778	1	6	7	4.3	2	3	3	0	1	37	19.3	
Purdue	01/02/2024	*	35:10	12-23	.522	2-6	.333	0-3	.000	3	1	4	4.2	1	0	1	0	1	26	19.8	
at Minnesota	01/07/2024	*	36:45	5-17	.294	1-5	.200	9-10	.900	1	7	8	4.5	1	2	5	0	2	20	19.9	
Michigan	01/11/2024	*	36:40	3-11	.273	1-2	.500	5-6	.833	1	4	5	4.5	1	5	1	0	2	12	19.3	
at Illinois	01/14/2024	*	39:38	11-24	.458	0-4	.000	6-6	1.000	0	2	2	4.4	1	8	2	1	1	28	19.9	
at Northwestern	01/17/2024	*	33:33	12-19	.632	1-4	.250	11-11	1.000	2	0	2	4.2	1	5	1	1	2	36	20.8	
Michigan St.	01/21/2024	*	36:20	6-15	.400	3-6	.500	4-4	1.000	0	4	4	4.2	0	4	7	0	1	19	20.7	
at Iowa	01/24/2024	*	37:31	7-15	.467	3-4	.750	5-6	.833	1	6	7	4.4	2	4	3	0	1	22	20.8	
Nebraska	01/27/2024	*	33:26	5-15	.333	2-7	.286	0-0	.000	5	4	9	4.6	0	6	2	0	2	12	20.4	
at Michigan St.	02/03/2024	*	38:33	9-22	.409	4-12	.333	9-9	1.000	0	4	4	4.6	0	2	2	0	1	31	20.9	
Totals			21	730:46	138-321	.430	42-121	.347	120-133	.902	24	72	96	4.6	27	85	62	8	31	438	20.9

Player Averages

Games Played	Minutes/game	Points/game	FG Pct	3FG Pct	FT Pct	Rebounds/game	Assists/game	Turnovers/game	Assist/Turnover ratio	Steals/game	Blocks/game
21	34.8	20.9	43.0	34.7	90.2	4.6	4.0	3.0	1.4	1.5	0.4

SEASON/CAREER HIGHS

	2023-24 SEASON	CAREER HIGHS
POINTS	37 at UCLA (12/22/23)	37 at UCLA (12/22/23)
REBOUNDS	11 vs. Nicholls (12/19/23)	12 at Marshall (2/19/22)
FG MADE	13 at UCLA (12/22/23)	12 at UCLA (12/22/23)
FG ATT.	24 at #10 Illinois (1/14/24)	24 at #10 Illinois (1/14/24)
3 FG MADE	4, 3x, last at Michigan St. (2/3/24)	4 (15x), last at Michigan St. (2/3/24)
3 FG ATT.	12 at Michigan St. (2/3/24)	12 at Michigan St. (2/3/24)
FT MADE	12 vs. Penn State (12/6/23)	13, 2x, last vs. #24 Ohio State (1/8/23)
FT ATT.	12 vs. Penn State (12/6/23)	16 at Florida Atlantic (1/23/21)
ASSISTS	8 at #10 Illinois (1/14/24)	9 vs. USC Upstate (11/12/21)
BLOCKS	2 vs. Mount St. Mary's (11/7/23)	3 vs. LA Tech (2/10/22)
STEALS	4 vs. UMBC (11/21/23)	6 vs. Nebraska (1/28/23)
MINUTES	44 vs. Penn State (12/6/23)	44, 2x, last vs. Penn State (12/6/23)

MISCELLANEOUS STATS

Category	Season	Career	Last Time
Double-Figure Scoring	20	126	31 at Michigan St. (2/3/24)
20-plus Points	12	53	31 at Michigan St. (2/3/24)
10-plus Rebounds	1	8	11 vs. Nicholls (12/19/23)
5-plus Rebounds	9	71	9 vs. Nebraska (1/27/24)
5-plus Assists	8	34	6 vs. Nebraska (1/27/24)
3-plus Steals	1	16	4 vs. UMBC (11/21/23)
Double-Doubles	1	8	23 pts, 11 reb vs. Nicholls (12/19/23)



#2 JAHARI LONG

GUARD • 6-5 • 200 • SR. • HOUSTON, TX (EPISCOPAL/SETON HALL)

IG JB00QI / JAHARI2_

JAH-HAR-EE



SCAN FOR FULL BIO

2023-24 SEASON:

- Scored 11 points off the bench while tying career-high with three from beyond the arc against Nebraska. (1/27).
- Came off the bench and hit two three-pointers and picked up three assists against Iowa (1/24).
- Knocked down a career-high three three-pointers off the bench against Michigan State (1/21).
- Scored in double figures for the first time in career with 15 points adding four assists, three rebounds, and two steals against Coppin State (12/28).
- Scored eight points for the second consecutive game while adding four rebounds, three assist, and a steal against Nicholls (12/19).
- Tied season-high with eight points with four assists, four rebounds, and three steals against Alcorn State (12/12).
- Buried a three pointer for the Terps against Penn State (12/6).
- Came off the bench to score eight points while pulling down two rebounds and dishing out two assists against Indiana (12/1).
- Scored seven points and had three assists against Rider (11/28).
- Had four points and three assists off the bench against Villanova (11/17).
- Scored five points and had three steals and an assist against Davidson (11/10).
- Picked up five points and made two steals against Mount St. Mary's (11/7).

2022-23 SEASON:

- Reserve point guard who averaged 2.1 points and 0.7 rebounds per game.
- Averaged 9.9 minutes in 35 games played.
- Had 38 assists to just 18 turnovers while adding nine steals.
- Shot .400 from deep hitting 10-of-25 for the year.
- Tallied six points at Nebraska (2/19) bolstered by a 4-of-5 effort at the free throw line.
- In road win at Minnesota (2/4), had five points, four rebounds and four assists.
- Notched five points in home win over Nebraska (1/28).
- Scored seven points at Iowa (1/15).
- Scored a season-high nine points at Michigan (1/1).
- Scored eight points going perfect from the floor (2-of-2 FG, 1-1 3FG, 3-3 FT) against Saint Peter's (12/22).
- Scored six points while recording four assists in a victory over Saint Louis (11/19).
- Matched his career high with five points in a pair of wins over Niagara (11/7) and Western Carolina (11/10).

NOTABLES:

- Attended Episcopal High School for four years, playing under head coach Wayan Jones
- Named All-Private School by the Houston Chronicle, Dallas Morning News and VYPE
- Was a two-time finalist for the Guy V. Lewis Award, given to the top high school player in the city of Houston
- Three-time All-Southwest Preparatory Conference selection
- Helped lead Bellaire to a District championship in 2020.
- Full name is Jahari Akil Long
- Son of Marchanel Wilson and Jamaal Long
- Has four siblings
- Member of the Rytes Warriors, Gooz Elite and Texas Showcase summer and AAU club

2023-24 GAME-BY-GAME

Opponent	Date	GS	MIN	Total		3-Pointers		Free throws		Rebounds		PF	A	TO	BLK	STL	PTS	AVG		
				FG-FGA	PCT	3FG-3FGA	PCT	FT-FTA	PCT	OFF	DEF								TOT	AVG
Mount St. Mary's	11/07/2023		15:13	2-5	.400	1-3	.333	0-0	.000	0	0	0	0.0	1	0	1	0	2	5.0	
vs Davidson	11/10/2023		28:56	1-4	.250	0-1	.000	3-3	1.000	1	0	1	0.5	2	1	2	0	3	5.0	
vs UAB	11/12/2023		16:36	2-6	.333	1-5	.200	0-0	.000	0	2	2	1.0	2	1	2	0	0	5.0	
at Villanova	11/17/2023		18:43	1-2	.500	0-1	.000	2-2	1.000	1	0	1	1.0	3	3	0	0	1	4.8	
UMBC	11/21/2023		16:47	1-2	.500	0-1	.000	2-2	1.000	0	1	1	1.0	1	0	1	0	0	4.6	
South Alabama	11/25/2023		19:10	0-2	.000	0-2	.000	0-0	.000	0	1	1	1.0	1	0	0	0	1	0.38	
Rider	11/28/2023		11:35	3-6	.500	0-2	.000	1-3	.333	1	0	1	1.0	2	3	0	0	0	7.43	
at Indiana	12/01/2023		18:51	4-5	.800	0-1	.000	0-1	.000	0	2	2	1.1	0	2	1	0	0	8.48	
Penn St.	12/06/2023		10:02	1-4	.250	1-3	.333	1-2	.500	0	0	0	1.0	2	0	1	0	0	4.7	
Alcorn	12/12/2023		23:44	3-5	.600	2-4	.500	0-0	.000	1	3	4	1.3	2	4	1	0	3	8.50	
Nicholls	12/19/2023		23:30	2-7	.286	2-4	.500	2-2	1.000	0	4	4	1.5	2	3	0	1	1	8.53	
at UCLA	12/22/2023		17:51	0-3	.000	0-3	.000	0-0	.000	1	2	3	1.7	3	0	1	0	1	0.48	
Coppin St.	12/28/2023	*	29:43	6-8	.750	2-3	.667	1-1	1.000	1	2	3	1.8	2	4	2	0	2	15.56	
Purdue	01/02/2024		23:00	1-4	.250	0-1	.000	0-0	.000	0	1	1	1.7	3	2	0	0	0	2.54	
at Illinois	01/14/2024		03:00	0-0	.000	0-0	.000	0-0	.000	0	0	0	1.6	0	1	1	0	0	5.0	
at Northwestern	01/17/2024		16:54	0-2	.000	0-1	.000	0-2	.000	0	1	1	1.6	2	3	1	1	0	0.47	
Michigan St.	01/21/2024		20:25	3-6	.500	3-4	.750	0-0	.000	0	1	1	1.5	2	0	0	0	0	9.49	
at Iowa	01/24/2024		24:47	2-4	.500	2-2	1.000	0-0	.000	0	0	0	1.4	1	3	3	0	0	6.50	
Nebraska	01/27/2024		18:28	4-5	.800	3-4	.750	0-0	.000	0	1	1	1.4	3	1	2	0	1	11.53	
at Michigan St.	02/03/2024		30:18	0-2	.000	0-2	.000	2-2	1.000	0	0	0	1.4	0	2	2	1	1	2.52	
Totals			1 387:34	36-82	.439	17-47	.362	14-20	.700	6	21	27	1.4	34	33	21	3	16	103	5.2

Player Averages

Games Played	Minutes/game	Points/game	FG Pct	3FG Pct	FT Pct	Rebounds/game	Assists/game	Turnovers/game	Assist/Turnover ratio	Steals/game	Blocks/game
20	19.4	5.2	43.9	36.2	70.0	1.4	1.7	1.1	1.6	0.8	0.2

SEASON/CAREER HIGHS

	2023-24 SEASON	CAREER HIGHS
POINTS	15 vs. Coppin St. (12/28/23)	15 vs. Coppin St. (12/28/23)
REBOUNDS	4, 2x, last vs. Nicholls (12/19/23)	4, 4x, last vs. Nicholls (12/19/23)
FG MADE	6 vs. Coppin St. (12/28/23)	6 vs. Coppin St. (12/28/23)
FG ATT.	8 vs. Coppin St. (12/28/23)	8 vs. Coppin St. (12/28/23)
3 FG MADE	3, 2x, last vs. Nebraska (1/27/24)	3 vs. Michigan State (1/21/24)
3 FG ATT.	5 vs. UAB (11/12/23)	5 vs. UAB (11/12/23)
FT MADE	3 vs. Davidson (11/10/23)	4 at DePaul (1/9/21)
FT ATT.	3, 2x, last vs. Rider (11/28/23)	4, 2x, last vs. Saint Louis (11/19/22)
ASSISTS	4, 2x, last vs. Coppin St. (12/28/23)	6 vs. Fairleigh Dickinson (11/10/21)
BLOCKS	1, 2x, last at Michigan St. (2/3/24)	1, 3x, last at Michigan St. (2/3/24)
STEALS	3, 2x, last vs. Alcorn State (12/12/23)	3, 2x, last vs. Alcorn State (12/12/23)
MINUTES	30, 2x, last at Michigan St. (2/3/24)	30, 2x, last at Michigan St. (2/3/24)

MISCELLANEOUS STATS

Category	Season	Career	Last Time
Double-Figure Scoring	2	2	11 vs. Nebraska (1/27/24)
20-plus Points	-	-	-
10-plus Rebounds	-	-	-
5-plus Rebounds	-	-	-
5-plus Assists	-	1	6 vs. Fairleigh Dickinson (11/10/21)
3-plus Steals	2	2	3 vs. Alcorn State (12/12/23)
Double-Doubles	-	-	-

CAREER STATS

				Field Goals		3-Point		F-Throws		Rebounds										Scoring	
SEASON	TEAM	GP-GS	MIN/AVG	FG-FGA	FG%	3FG-3FGA	3FG%	FT-FTA	FT%	OFF	DEF	TOT	AVG	PF-FO	A	TO	BLK	STL	PTS	AVG	
2020-21	SHU	19-0	129/6.8	6-19	.316	2-8	.250	5-5	1.000	1	10	11	0.6	5-0	6	13	0	2	19	1.0	
2021-22	SHU	5-2	62/12.5	1-7	.143	1-5	.200	1-3	.333	2	3	5	1.0	5-0	11	5	0	2	4	0.8	
2022-23	MD	35-0	345/9.9	26-64	.406	10-25	.400	13-21	.619	7	18	25	0.7	36-0	38	18	1	9	75	2.1	
2023-24	MD	20-1	388/19.4	36-82	.439	17-47	.362	14-20	.700	6	21	27	1.4	34-0	33	21	3	16	103	5.2	
TOTAL FOR MD		55-1	733/13.3	62-146	.425	27-72	.375	27-41	.659	13	39	52	0.9	70-0	71	39	4	25	178	3.2	
TOTAL		79-3	924/11.7	69-172	.401	30-85	.353	33-49	.673	16	52	68	0.9	80-0	88	57	4	29	201	2.5	



#4 BRADEN PIERCE

CENTER • 7-0 • 230 • FR. • WOODSTOCK, GA (IMG ACADEMY)

📷 BRADENPIERCEE / 🐦 BRADENPIERCE24



SCAN FOR FULL BIO

▶ 2023-24 GAME-BY-GAME

2023-24 SEASON:

- Will redshirt the 2023-24 season.

BEFORE COLLEGE:

- Was chosen to play in the prestigious 50th Annual Hoop Culture Capital Classic in April 2023
- Played the 2022-23 season at IMG Academy as part of their post-graduate national team
- Averaged a double-double along with four blocks per game
- A three-star prospect by 247sports.com as well as On3.com
- Played at River Ridge High School as well as on the AAU circuit with the Atlanta Xpress before taking his postgraduate year at IMG Academy
- Was a First Team All-Region selection as well as Second Team All-State honoree after averaging 15 points, 12 rebounds and six blocks.
- Played baseball as well
- In addition to Maryland, was also recruited by Missouri, Vanderbilt, Pitt, N.C. State, and Rutgers

PERSONAL:

- Son of Ashleigh and Brit
- Has one sister, Ansley
- Major is undecided

▶ SEASON/CAREER HIGHS

	2023-24 SEASON	CAREER HIGHS
POINTS	-	-
REBOUNDS	-	-
FG MADE	-	-
FG ATT.	-	-
3 FG MADE	-	-
3 FG ATT.	-	-
FT MADE	-	-
FT ATT.	-	-
ASSISTS	-	-
BLOCKS	-	-
STEALS	-	-

▶ MISCELLANEOUS STATS

Category	Season	Career	Last Time
Double-Figure Scoring	-	-	-
20-plus Points	-	-	-
10-plus Rebounds	-	-	-
10-plus Assists	-	-	-
5 3FG Games	-	-	-
Double-Doubles	-	-	-

▶ CAREER STATS



#5 DeSHAWN HARRIS-SMITH

GUARD • 6-5 • 215 • FR. • WOODBRIDGE, VA (PAUL VI CATHOLIC)

📷 THATDOGDESHAWN / 🐦 DCINCOOO

👤 DAY-SHAWN



SCAN FOR FULL BIO

2023-24 SEASON:

- Scored nine points shooting 4-6 from the field and dished out two assists against Nebraska (1/27).
- Scored five points while grabbing eight boards with 2 assists and a steal against Illinois (1/14).
- Had fifth career double figure game with 10 points and added five rebounds, and three assists against Michigan (1/11).
- Picked up seven points with four assists, three rebounds, and a steal against Minnesota (1/7).
- Scored eight points with six rebounds, five assists, and a pair of steals against Coppin State (12/28).
- Put in nine points with six rebounds, two assist, and a steal against UCLA (12/22).
- Scored 12 points and buried three from distance with five assists, three steals, a rebound, and a block against Alcorn State (12/12).
- Tied career-high with eight rebounds while scoring seven points, dishing four assists, and a steal against Penn State (12/6).
- Picked up nine points while grabbing three rebounds, an assist, and a steal against Indiana (12/1).
- Scored nine points with six rebounds, four assists, and three steals against Rider (11/28).
- Had 12 points with eight rebounds and two assists against UMBC (11/21).
- Scored in double figures with 13 points with grabbed six rebounds and had two assists against UAB (11/12).
- Scored eight points with five rebounds and an assist against Davidson (11/10).
- Finished in double figures in Maryland debut with 12 points with four rebounds, two assists, one block, and a pair of steals vs. Mount St. Mary's (11/7).
- The sixth Terrapin freshman to score in double-figures in their debut since and the first since Jalen Smith in 2018.
- Became first Maryland freshman to start in a season opener since Jalen Smith and Andrew Wiggins in 2018.

BEFORE COLLEGE:

- Selected as one of 35 players nationally to take part in the USA Basketball Under-19 Men's National Team Training Camp.
- Played in the Iverson All-American Game.
- Collected a number of individual honors after a standout year at Paul VI High School – Virginia Gatorade Player of the Year, Naismith High School All-American, WCAC Player of the Year, All-MET Player of the Year, VISAA Player of the Year, and Max Preps Virginia Player of the Year.
- Four-star recruit ranked No. 26 nationally and as the top prospect out of Virginia.
- As a senior, averaged 17.8 points, 8.0 rebounds, 7.0 assists, and 2.6 steals per game.
- Led Paul VI to the VISAA Division I State Championship and the WCAC Tournament final.
- Known for his toughness with the ability to play through heavy contact and ultra-competitiveness.
- As a junior was also named the Virginia Independent Schools Athletic Association Division I State Player of the Year after averaging 14.4 points, 7.8 rebounds, 4.5 assists and 2.2 steals.
- Played on the AAU circuit with Team Takeover where he was named first-team all-tournament at Peach Jam after averaging 12.3 points, 8.0 rebounds, and 3.6 assists.

PERSONAL:

- Son of Ericka Smith and Darius Harris.
- Has three siblings: Darius, Dominique, and Kyree.

2023-24 GAME-BY-GAME

Opponent	Date	GS	MIN	Total		3-Pointers		Free throws		Rebounds			PF	A	TO	BLK	STL	PTS	AVG		
				FG-FGA	PCT	3FG-3FGA	PCT	FT-FTA	PCT	OFF	DEF	TOT								AVG	
Mount St. Mary's vs Davidson	11/07/2023	*	27:38	4-6	.667	0-2	.000	4-6	.667	1	3	4	4.0	1	2	2	1	2	12	12.0	
vs UAB	11/10/2023	*	25:47	2-9	.222	0-3	.000	4-4	1.000	2	3	5	4.5	4	1	2	0	2	8	10.0	
at Villanova	11/12/2023	*	28:33	4-12	.333	1-4	.250	4-4	1.000	5	1	6	5.0	3	2	3	0	1	13	11.0	
at Villanova	11/17/2023	*	30:24	1-6	.167	0-1	.000	0-2	.000	0	2	2	4.3	0	2	0	1	1	2	8.8	
UMBC	11/21/2023	*	28:33	5-9	.556	0-3	.000	2-8	.250	2	6	8	5.0	2	2	3	0	1	12	9.4	
South Alabama	11/25/2023	*	31:12	0-5	.000	0-5	.000	0-2	.000	0	5	5	5.0	3	5	4	0	1	0	7.8	
Rider	11/28/2023	*	24:21	4-8	.500	0-1	.000	1-5	.200	2	4	6	5.1	2	4	2	0	3	9	8.0	
at Indiana	12/01/2023	*	35:46	4-9	.444	1-2	.500	0-0	.000	1	2	3	4.9	4	1	1	0	1	9	8.1	
Penn St.	12/06/2023	*	35:51	2-6	.333	0-1	.000	3-5	.600	4	4	8	5.2	4	4	2	0	1	7	8.0	
Alcorn	12/12/2023	*	26:53	3-6	.500	3-4	.750	3-4	.750	0	1	1	4.8	1	5	1	1	3	12	8.4	
Nicholls	12/19/2023	*	21:57	2-8	.250	0-3	.000	0-0	.000	0	3	3	4.6	2	2	2	0	0	4	8.0	
at UCLA	12/22/2023	*	34:15	2-5	.400	1-3	.333	4-4	1.000	0	6	6	4.8	2	2	3	0	1	9	8.1	
Coppin St.	12/28/2023	*	27:28	2-8	.250	1-3	.333	3-6	.500	3	3	6	4.8	1	5	3	0	2	8	8.1	
Purdue	01/02/2024	*	20:39	1-7	.143	0-3	.000	0-0	.000	1	1	2	4.6	1	0	2	0	0	2	7.6	
at Minnesota	01/07/2024	*	29:59	1-5	.200	0-0	.000	5-5	1.000	1	2	3	4.5	1	4	1	0	1	7	7.6	
Michigan	01/11/2024	*	34:23	4-10	.400	0-4	.000	2-2	1.000	0	5	5	4.6	3	3	0	0	0	10	7.8	
at Illinois	01/14/2024	*	28:28	2-6	.333	1-5	.200	0-2	.000	3	5	8	4.8	4	2	2	1	0	5	7.6	
at Northwestern	01/17/2024	*	27:50	0-2	.000	0-1	.000	0-0	.000	0	4	4	4.7	5	0	1	0	0	0	7.2	
Michigan St.	01/21/2024	*	31:37	2-7	.286	0-4	.000	1-1	1.000	0	5	5	4.7	3	1	4	0	0	5	7.1	
at Iowa	01/24/2024	*	25:41	2-4	.500	0-0	.000	2-2	1.000	0	2	2	4.6	4	0	0	0	0	6	7.0	
Nebraska	01/27/2024	*	26:05	4-6	.667	1-2	.500	0-0	.000	0	1	1	4.4	2	2	2	0	0	9	7.1	
at Michigan St.	02/03/2024	*	24:22	0-3	.000	0-2	.000	0-0	.000	0	1	1	4.3	2	0	2	0	1	0	6.8	
Totals			22	627:41	51-147	.347	9-56	.161	38-62	.613	25	69	94	4.3	54	49	42	4	21	149	6.8

Player Averages

Games Played	Minutes/game	Points/game	FG Pct	3FG Pct	FT Pct	Rebounds/game	Assists/game	Turnovers/game	Assist/Turnover ratio	Steals/game	Blocks/game
22	28.5	6.8	34.7	16.1	61.3	4.3	2.2	1.9	1.2	1.0	0.2

SEASON/CAREER HIGHS

	2023-24 SEASON	CAREER HIGHS
POINTS	13 vs. UAB (11/12/23)	Same
REBOUNDS	8, 3x, last at #10 Illinois (1/14/24)	Same
FG MADE	5 vs. UMBC (11/21/23)	Same
FG ATT.	12 vs. UAB (11/12/23)	Same
3 FG MADE	3 vs. Alcorn State (12/12/23)	Same
3 FG ATT.	5, 2x, last at #10 Illinois (1/14/24)	Same
FT MADE	5 at Minnesota (1/7/24)	Same
FT ATT.	8 vs. UMBC (11/21/23)	Same
ASSISTS	5, 3x, last vs. Coppin St. (12/28/23)	Same
BLOCKS	1, 4x, last at #10 Illinois (1/14/24)	Same
STEALS	3, 2x, last vs. Alcorn State (12/12/23)	Same
MINUTES	36, 2x, last vs. Penn State (12/6/23)	Same

MISCELLANEOUS STATS

Category	Season	Career	Last Time
Double-Figure Scoring	5	5	10 vs. Michigan (1/11/24)
20-plus Points	-	-	-
10-plus Rebounds	-	-	-
5-plus Assists	3	3	5 vs. Coppin St. (12/28/23)
3-plus Steals	2	2	3 vs. Alcorn State (12/12/23)
Double-Doubles	-	-	-

CAREER STATS

				Field Goals		3-Point		F-Throws		Rebounds									Scoring	
SEASON	TEAM	GP-GS	MIN/AVG	FG-FGA	FG%	3FG-3FGA	3FG%	FT-FTA	FT%	OFF	DEF	TOT	AVG	PF-FO	A	TO	BLK	STL	PTS	AVG
2023-24	MD	22-22	628/28.5	51-147	.347	9-56	.161	38-62	.613	25	69	94	4.3	54-1	49	42	4	21	149	6.8
TOTAL		22-22	628/28.5	51-147	.347	9-56	.161	38-62	.613	25	69	94	4.3	54-1	49	42	4	21	149	6.8



#10 JULIAN REESE

FORWARD • 6-9 • 230 • JR. • BALTIMORE, MD (ST. FRANCES ACADEMY)

SHIFTY_JU / REESE10JULIAN



SCAN FOR FULL BIO

2023-24 SEASON:

- Picked up 10th double-double of the season finishing with 15 points, 16 rebounds, and three steals against Nebraska (1/27).
- Finished in double figures for the sixth consecutive game and 16th time during the season with 17 points with nine rebounds and a team-high five blocks against Iowa (1/24).
- Posted ninth double-double of the season with 10 points and 12 rebounds while blocking three shots against Michigan State (1/21).
- Scored in double figures for the 14th time during the season with 10 points and added nine rebounds, two assists, and a steal against Northwestern (1/17).
- Had third 20-point game and eighth double-double of the season with 20 points and 11 rebounds on the road against Illinois (1/14).
- His 20-point performance against Illinois allowed him to reach the 800-point mark in his career.
- Recorded seventh double-double of the season and 14th of his career with 14 point, 13 rebounds performance with five blocks, three steals, and two assists against Michigan (1/11).
- Scored in double figures for the 11th time during the season with 14 points, with nine rebounds, three blocks, one steal, and one assist against Minnesota (1/7).
- Had his sixth double-double of the season with 18 points and 10 rebounds with three blocks against Coppin State (12/28).
- Pulled down double-digit rebounds for the sixth time during the season with 13, while scoring nine points with a block and a steal against Nicholls (12/19).
- Scored in double figures for the ninth time during the season with a 15 point, seven rebound performance against Alcorn State (12/12).
- Scored 24 points and grabbed 15 rebounds for his 12th career double-double and fifth of his career against Penn State (12/6).
- His 24 point, 15 rebound performance gave him his fourth career 20-point, 10-rebound game of his career.
- Hit double figures for the seventh time during the season and 36th time in his career with 14 points while grabbing eight rebounds and picking up two steals and an assist against Indiana (12/1).
- Had his third-straight double-double and 11th of his career with 22 points and 12 rebounds, while tying his career-high in blocks with four for the second straight game against Rider (11/28).
- Scored 19 points and grabbed 15 rebounds for tenth career double-double, while tying career high with four blocks against South Alabama (11/25).
- Secured ninth career double-double with 15 points and 13 rebounds against UMBC (11/21).
- Had 10 points, six rebounds, and two blocks against Villanova (11/17).
- Picked up eighth career double-double with 16 points and 11 rebounds against Davidson (11/10).
- Scored a team leading 18 points while pulling down eight rebounds and blocked two shots against Mount St. Mary's (11/7).

2022-23 SEASON:

- 2023 All-Big Ten Honorable Mention.
- Posted the third-best single-season field goal percentage (.632) in program history.
- Developed into one of the top big men in the league averaging 11.4 points, second on the team, while leading the Terps with 7.2 rebounds per game; Started 33 of 34 games played missing just one due to injury; Shot .632 from the field (158-250); Led the team in blocked shots (42) while adding 34 assists and 27 steals.
- Scored 14 points (6-10 FG) against No. 1 Alabama (3/18) in NCAA Second Round.
- Posted 17 points (6-9 FG) and nine rebounds in win over West Virginia (3/16) in NCAA Tournament First Round.

NOTABLES:

- A consensus four-star recruit across all national recruiting outlets
- Ranked the 44th overall player, 10th at his position and No. 1 in Maryland by 247Sports
- Ranked the 49th overall player and 15th at his position via ESPN
- Attended St. Frances Academy in Baltimore
- Received BCL Defensive Player of the Year honors
- Honorable Mention All-BCL honors
- The son of Angel Reese
- Sister, also named Angel, is currently a member of the LSU women's basketball team after beginning her career at Maryland and was the No. 2 overall recruit in the Class of 2020
- Nickname is "JuJu"

- ★ 2023-24 KARL MALONE WATCH LIST
- ★ 2023-24 ALL-BIG TEN PRESEASON TEAM
- ★ 2023 ALL-BIG TEN HONORABLE MENTION

2023-24 GAME-BY-GAME

Opponent	Date	GS	MIN	Total		3-Pointers		Free Throws		Rebounds		PF	A	TO	BLK	STL	PTS	AVG			
				FG-FGA	PCT	3FG-3FGA	PCT	FT-FTA	PCT	OFF	DEF								TOT		
Mount St. Mary's	11/07/2023	*	22:44	8-11	.727	0-0	.000	2-8	.286	3	5	8	8.0	4	0	4	2	18	18.0		
vs Davidson	11/10/2023	*	34:56	7-12	.583	0-0	.000	2-5	.400	5	6	11	9.5	2	1	2	2	16	17.0		
vs UAB	11/12/2023	*	27:46	1-4	.250	0-0	.000	3-4	.750	1	3	4	7.7	5	0	2	2	0	5	13.0	
at Villanova	11/17/2023	*	30:10	2-8	.250	0-0	.000	6-8	.750	2	4	6	7.3	3	1	2	2	10	12.3		
UMBC	11/21/2023	*	25:42	5-10	.500	0-0	.000	5-8	.625	4	9	13	8.4	2	1	1	2	1	15	12.8	
South Alabama	11/25/2023	*	33:07	7-8	.875	0-0	.000	5-7	.714	7	8	15	9.5	2	1	2	4	1	19	13.8	
Rider	11/28/2023	*	28:02	4-7	.571	0-0	.000	14-17	.824	3	9	12	9.9	3	1	0	4	3	22	15.0	
at Indiana	12/01/2023	*	31:44	5-11	.455	0-0	.000	4-6	.667	1	7	8	9.6	4	1	1	0	2	14	14.9	
Penn St.	12/06/2023	*	41:51	7-11	.636	0-0	.000	10-15	.667	6	9	15	10.2	2	2	2	0	1	24	15.9	
Alcorn	12/12/2023	*	29:09	3-7	.429	0-0	.000	9-12	.750	2	5	7	9.9	1	2	0	1	1	15	15.8	
Nicholls	12/19/2023	*	34:36	3-13	.231	0-0	.000	3-11	.273	6	7	13	10.2	2	0	1	6	1	9	15.2	
at UCLA	12/22/2023	*	22:22	0-2	.000	0-0	.000	1-6	.167	0	4	4	9.7	5	0	2	1	1	14.0		
Coppin St.	12/28/2023	*	24:39	9-13	.692	0-0	.000	0-3	.000	3	7	10	9.7	1	0	2	3	0	18	14.3	
Purdue	01/02/2024	*	34:19	0-4	.000	0-0	.000	0-0	.000	2	5	7	9.5	4	2	1	1	2	0	13.3	
at Minnesota	01/07/2024	*	28:16	5-9	.556	0-0	.000	4-7	.571	4	5	9	9.5	5	1	3	3	1	14	13.3	
Michigan	01/12/2024	*	37:51	5-8	.625	0-0	.000	4-8	.500	4	9	13	9.7	3	2	4	5	3	14	13.4	
at Illinois	01/14/2024	*	34:05	8-16	.500	0-0	.000	4-7	.571	9	11	9.8	1	2	1	1	2	20	13.8		
at Northwestern	01/17/2024	*	36:45	4-8	.500	0-0	.000	2-5	.400	1	8	9	9.7	4	2	6	0	1	10	13.6	
Michigan St.	01/21/2024	*	33:32	4-7	.571	0-0	.000	2-3	.667	6	6	12	9.8	2	2	3	3	1	10	13.4	
at Iowa	01/24/2024	*	37:45	6-9	.667	0-0	.000	5-8	.625	5	4	9	9.8	3	1	2	5	1	17	13.6	
Nebraska	01/27/2024	*	32:25	5-11	.455	0-0	.000	5-8	.625	3	13	16	10.1	1	1	1	1	3	15	13.6	
at Michigan St.	02/03/2024	*	13:52	0-2	.000	0-0	.000	2-2	1.000	1	1	2	9.7	4	3	2	0	0	2	13.1	
Totals			22	675:39	98-191	.513	0-0	.000	92-157	.586	71	143	214	9.7	63	26	44	48	27	288	13.1

Player Averages

Games Played	Minutes/game	Points/game	FG Pct	3FG Pct	FT Pct	Rebounds/game	Assists/game	Turnovers/game	Assist/Turnover ratio	Steals/game	Blocks/game
22	30.7	13.1	51.3	0.0	58.6	9.7	1.2	2.0	0.6	1.2	2.2

SEASON/CAREER HIGHS


	2023-24 SEASON	CAREER HIGHS
POINTS	24 vs. Penn State (12/6/23)	24, 2x, last vs. Penn State (12/6/23)
REBOUNDS	16 vs. Nebraska (1/27/24)	16, 2x, last vs. Nebraska (1/27/24)
FG MADE	9 vs. Coppin St. (12/28/23)	10 vs. Coppin State (11/25/22)
FG ATT.	16 at #10 Illinois (1/14/24)	16 at #10 Illinois (1/14/24)
3 FG MADE	-	2 (2x), last vs. #17 Illinois (1/21/22)
3 FG ATT.	-	3 vs. #17 Illinois (1/21/22)
FT MADE	14 vs. Rider (11/28/23)	14 vs. Rider (11/28/23)
FT ATT.	17 vs. Rider (11/28/23)	17 vs. Rider (11/28/23)
ASSISTS	3 at Michigan St. (2/3/24)	3, 5x, last at Michigan St. (2/3/24)
BLOCKS	6 vs. Nicholls (12/19/23)	6 vs. Nicholls (12/19/23)
STEALS	3, 3x, last vs. Nebraska (1/27/24)	3, 5x, last vs. Nebraska (1/27/24)
MINUTES	42 vs. Penn State (12/6/23)	42 vs. Penn State (12/6/23)

MISCELLANEOUS STATS

Category	Season	Career	Last Time
Double-Figure Scoring	17	46	15 vs. Nebraska (1/27/24)
20-plus Points	3	5	20 at #10 Illinois (1/14/24)
10-plus Rebounds	11	18	16 vs. Nebraska (1/27/24)
5-plus Rebounds	19	64	16 vs. Nebraska (1/27/24)
3-plus Blocks	4	14	5 at Iowa (1/24/24)
5-plus Assists	-	1	3 vs. Hofstra (11/19/21)
3-plus Steals	3	4	3 vs. Nebraska (1/27/24)
Double-Doubles	10	17	15 pts, 16 reb vs. Nebraska (1/27/24)

CAREER STATS

CAREER STATS				Field Goals		3-Point		F-Throws		Rebounds								Scoring		
SEASON	TEAM	GP-GS	MIN/AVG	FG-FGA	FG%	3FG-3FGA	3FG%	FT-FTA	FT%	OFF	DEF	TOT	AVG	PF-FO	A	TO	BLK	STL	PTS	AVG
2021-22	MD	32-1	563/17.6	67-147	.456	7-23	.304	41-51	.804	69	73	142	4.4	84-4	13	39	23	14	182	5.7
2022-23	MD	34-33	919/27.0	158-250	.632	0-0	.000	73-137	.533	90	155	245	7.2	112-3	34	65	42	27	389	11.4
2023-24	MD	22-22	676/30.7	98-191	.513	0-0	.000	92-157	.586	71	143	214	9.7	63-3	26	44	48	27	288	13.1
TOTAL		88-56	2157/24.5	323-588	.549	7-23	.304	206-345	.597	230	371	601	6.8	259-10	73	148	113	68	859	9.8



#11 NOAH BATCHELOR

GUARD/FORWARD • 6-6 • 185 • SO. • FREDERICK, MD (GLENELG COUNTRY SCHOOL/IMG ACADEMY)

📷 NOAHBATCHELORR / 🐦 NOAH_BATCHELOR



SCAN FOR FULL BIO

2023-24 SEASON:

- Came off the bench and buried a three against Illinois (1/14).
- Knocked down a three and grabbed a rebound against Coppin State (12/28).
- Went a perfect 2-2 from behind the arc against Alcorn State (12/12).
- Came off the bench and buried two three-pointers against Rider (11/28).
- Came off the bench and scored three points against UMBC (11/21).
- Played 12 minutes off the bench and scored four points against Villanova (11/17).
- Made first start of the season against UAB (11/12).
- Scored six points and grabbed three rebounds against Davidson (11/10).
- Scored three points and pulled down one rebound against Mount St. Mary's (11/7).

2022-23 SEASON:

- Played in 22 games with one start as a true freshman.
- Averaged 1.6 points and 1.2 rebounds with six assists and two steals.
- Made his collegiate debut against Niagara (11/7) hitting his first career triple.
- Made his first collegiate start at Rutgers (1/5).
- Scored a season-high six points against No. 16 UCLA (12/14).
- Played a season-high 22 minutes at Michigan (1/1) where he had a season-high five rebounds. Scored three points and had four rebounds at Louisville (11/29).
- Played 14 minutes and scored four points in a victory over Binghamton (11/15).
- Appeared as a reserve against Western Carolina (11/10) where he was 1-for-3 from deep.

NOTABLES:

- First player signed by head coach Kevin Willard at Maryland
- Ranked as high the No. 22 small forward prospect in the nation by Rivals in 2021
- Played at powerhouse IMG Academy in Bradenton, Florida in 2021-22 after playing at Glenelg Country School in Ellicott City and St. Maria Goretti Catholic High School in Hagerstown prior to that
- Participated in two USA Basketball camps and played for coach Eddie Green with Team Thrill on the Under Armour circuit in the spring and summer of 2021
- After playing his freshman season at St. Maria Goretti, was named first-team All-Howard County after the 2019-20 season averaging a team-high 13.5 points per game in the highly-competitive Maryland Interscholastic Athletic Association of Maryland A Conference
- Made 62 three-point field goals that season and had 20-or-more points on six occasions
- In a big win over Archbishop Spaulding, made six three-pointers and hit a buzzer-beater to send the game into overtime while eventually leading his team to victory.

► 2023-24 GAME-BY-GAME

Opponent	Date	GS	MIN	Total		3-Pointers		Free throws		Rebounds		PF	A	TO	BLK	STL	PTS	AVG		
				FG-FGA	PCT	3FG-3FGA	PCT	FT-FTA	PCT	OFF	DEF								TOT	AVG
Mount St. Mary's	11/07/2023		11:17	0-2	.000	0-2	.000	3-3	1.000	1	0	1	1.0	0	0	0	0	3.0		
vs Davidson	11/10/2023		19:40	2-7	.286	2-7	.286	0-0	.000	0	3	3	2.0	3	0	0	0	6.0		
vs UAB	11/12/2023	*	11:23	0-2	.000	0-2	.000	0-0	.000	0	1	1	1.7	0	0	0	0	3.0		
at Villanova	11/17/2023		12:11	1-2	.500	0-1	.000	2-2	1.000	0	0	0	1.3	0	0	1	0	4.3		
UMBC	11/21/2023		06:13	1-2	.500	1-2	.500	0-0	.000	0	0	0	1.0	1	0	1	0	3.3		
South Alabama	11/25/2023		05:24	0-0	.000	0-0	.000	0-0	.000	0	0	0	0.8	2	0	0	0	2.7		
Rider	11/28/2023		10:24	2-4	.500	2-4	.500	0-0	.000	0	0	0	0.7	0	0	0	0	6.3		
at Indiana	12/01/2023		01:20	0-0	.000	0-0	.000	0-0	.000	0	0	0	0.6	0	0	0	1	0	2.8	
Penn St.	12/06/2023		01:55	0-0	.000	0-0	.000	0-0	.000	0	0	0	0.6	0	0	0	0	0	2.4	
Alcorn	12/12/2023		05:40	2-2	1.000	2-2	1.000	0-0	.000	0	0	0	0.5	0	0	0	0	6.8		
at UCLA	12/22/2023		06:43	0-1	.000	0-0	.000	0-0	.000	0	0	0	0.5	1	0	0	0	0	2.5	
Coppin St.	12/28/2023		09:39	1-3	.333	1-3	.333	0-0	.000	0	1	1	0.5	0	0	0	1	0	3.6	
Purdue	01/02/2024		03:57	0-1	.000	0-1	.000	0-0	.000	0	0	0	0.5	0	0	0	0	0	2.4	
at Minnesota	01/07/2024		08:20	0-1	.000	0-1	.000	0-0	.000	0	0	0	0.4	0	0	0	0	0	2.2	
Michigan	01/11/2024		04:05	0-0	.000	0-0	.000	0-0	.000	0	0	0	0.4	1	0	0	0	0	2.1	
at Illinois	01/14/2024		06:45	1-1	1.000	1-1	1.000	0-0	.000	0	0	0	0.4	1	0	0	0	3	2.1	
at Northwestern	01/17/2024		11:31	0-1	.000	0-1	.000	0-0	.000	0	0	0	0.4	2	0	1	0	0	2.0	
Michigan St.	01/21/2024		01:55	0-0	.000	0-0	.000	0-0	.000	0	0	0	0.3	0	0	0	0	0	1.9	
at Iowa	01/24/2024		03:57	0-1	.000	0-1	.000	0-0	.000	0	0	0	0.3	0	0	0	0	0	1.8	
Nebraska	01/27/2024		02:01	0-1	.000	0-0	.000	0-0	.000	0	0	0	0.3	0	0	0	0	0	1.7	
Totals		1	144:19	10-31	.323	9-28	.321	5-5	1.000	1	5	6	0.3	11	0	7	1	0	34	1.7

Player Averages

Games Played	Minutes/ game	Points/ game	FG Pct	3FG Pct	FT Pct	Rebounds/ game	Assists/ game	Turnovers/ game	Assist/Turnover ratio	Steals/ game	Blocks/ game
20	7.2	1.7	32.3	32.1	100.0	0.3	0.0	0.4	0.0	0.0	0.1

► SEASON/CAREER HIGHS

	2023-24 SEASON	CAREER HIGHS
POINTS	6, 3x, last vs. Alcorn State (12/12/23)	6, 4x, last vs. Alcorn State (12/12/23)
REBOUNDS	3 vs. Davidson (11/10/23)	5 at Michigan (1/1/23)
FG MADE	2, 2x, last vs. Rider (11/28/23)	2, 3x, last vs. Rider (11/28/23)
FG ATT.	7 vs. Davidson (11/10/23)	7 vs. Davidson (11/10/23)
3 FG MADE	2, 3x, last vs. Alcorn State (11/10/23)	2, 3x, last vs. Alcorn State (12/12/23)
3 FG ATT.	7 vs. Davidson (11/10/23)	7 vs. Davidson (11/10/23)
FT MADE	3 vs. Mount St. Mary's (11/7/23)	3 vs. Mount St. Mary's (11/7/23)
FT ATT.	3 vs. Mount St. Mary's (11/7/23)	5 at Michigan (1/1/23)
ASSISTS	-	2, 2x, last at Michigan (1/1/23)
BLOCKS	1 at Indiana (12/1/23)	1, 3x, last at Indiana (12/1/23)
STEALS	-	1, 2x, last at Michigan (1/1/23)
MINUTES	20 vs. Davidson (11/10/23)	21 at Michigan (1/1/23)

► MISCELLANEOUS STATS

Category	Season	Career	Last Time
Double-Figure Scoring			
20-plus Points			
10-plus Rebounds			
5-plus Rebounds	1	1	5 at Michigan (1/1/23)
5-plus Assists			
3-plus Steals			
Double-Doubles			

► CAREER STATS

				Field Goals		3-Point		F-Throws		Rebounds									Scoring	
SEASON	TEAM	GP-GS	MIN/AVG	FG-FGA	FG%	3FG-3FGA	3FG%	FT-FTA	FT%	OFF	DEF	TOT	AVG	PF-FO	A	TO	BLK	STL	PTS	AVG
2022-23	MD	22-1	148/6.7	10-36	.278	8-31	.258	7-12	.583	2	24	26	1.2	15-0	6	8	2	2	35	1.6
2023-24	MD	20-1	144/7.2	10-31	.323	9-28	.321	5-5	1.000	1	5	6	0.3	11-0	0	7	1	0	34	1.7
TOTAL		42-2	293/7.0	20-67	.299	17-59	.288	12-17	.706	3	29	32	0.8	26-0	6	15	3	2	69	1.6



#12 JAMIE KAISER, JR.

FORWARD • 6-6 • 205 • FR. • BURKE, VA (IMG ACADEMY)

📷 JAMIE_.KAISER / 🐦 J_KAISER53

👤 KAI-ZER



SCAN FOR FULL BIO

► 2023-24 GAME-BY-GAME

Opponent	Date	GS	MIN	Total FG-FGA	PCT	3FG-3FGA	PCT	FT-FTA	PCT	Rebounds OFF DEF TOT AVG	PF	A TO	BLK	STL	PTS	AVG
Mount St. Mary's	11/07/2023		14:20	2-4	.500	1-2	.500	0-0	.000	2 0 2 2.0	4	0 1	0 0	0 0	5	5.0
vs Davidson	11/10/2023		11:07	0-3	.000	0-3	.000	0-0	.000	0 1 1 1.5	0	0 0	0 0	0 0	0	2.5
vs UAB	11/12/2023		22:10	3-7	.429	1-4	.250	0-0	.000	1 0 1 1.3	1	0 0	0 0	1 7	4.0	
at Villanova	11/17/2023	*	17:37	0-4	.000	0-4	.000	0-0	.000	0 0 0 1.0	3	0 0	0 0	1 0	3.0	
UMBC	11/21/2023		12:26	3-10	.300	1-5	.200	1-2	.500	0 2 2 1.2	1	0 0	0 0	3 8	4.0	
South Alabama	11/25/2023		15:14	0-5	.000	0-5	.000	0-0	.000	1 2 3 1.5	1	0 1	0 0	0 0	3.3	
Rider	11/28/2023		18:01	2-3	.667	2-3	.667	0-0	.000	0 0 0 1.3	0	0 1	0 0	0 6	3.7	
at Indiana	12/01/2023		19:23	0-4	.000	0-2	.000	0-0	.000	4 2 6 1.9	4	1 1	0 2	0 3.3		
Penn St.	12/06/2023		27:23	2-8	.250	2-7	.286	4-4	1.000	2 1 3 2.0	5	0 1	0 4	10 4.0		
Alcorn	12/12/2023		22:26	3-8	.375	3-7	.429	3-5	.600	1 4 5 2.3	1	1 0	0 0	0 12	4.8	
Nicholls	12/19/2023		21:54	1-4	.250	1-3	.333	0-0	.000	1 1 2 2.3	1	1 0	0 0	0 3	4.6	
at UCLA	12/22/2023		12:05	0-1	.000	0-0	.000	0-0	.000	0 0 0 2.1	2	0 0	0 0	0 0	4.3	
Coppin St.	12/28/2023		20:07	0-6	.000	0-5	.000	2-2	1.000	1 1 2 2.1	0	0 0	0 0	3 2	4.1	
Purdue	01/02/2024		21:40	2-8	.250	2-6	.333	0-0	.000	1 1 2 2.1	2	0 1	1 0	0 6	4.2	
at Minnesota	01/07/2024		21:26	2-6	.333	1-3	.333	2-2	1.000	0 1 1 2.0	5	0 1	0 2	7 4.4		
Michigan	01/11/2024		31:24	2-8	.250	2-6	.333	0-0	.000	2 4 6 2.3	2	0 2	0 0	0 6	4.5	
at Illinois	01/14/2024		20:50	0-2	.000	0-2	.000	0-0	.000	1 5 6 2.5	4	0 0	0 0	0 0	4.2	
at Northwestern	01/17/2024		09:16	0-1	.000	0-1	.000	0-0	.000	1 0 1 2.4	0	1 0	0 0	0 0	4.0	
Michigan St.	01/21/2024		10:57	0-2	.000	0-2	.000	0-0	.000	0 2 2 2.4	0	0 1	0 0	0 0	3.8	
at Iowa	01/24/2024		19:29	0-4	.000	0-3	.000	0-2	.000	1 3 4 2.5	1	0 0	0 2	0 3.6		
Nebraska	01/27/2024		17:50	4-7	.571	4-5	.800	2-2	1.000	0 1 1 2.4	0	1 0	1 1	1 14	4.1	
at Michigan St.	02/03/2024		11:09	0-1	.000	0-1	.000	0-0	.000	0 1 1 2.3	0	0 0	0 0	0 0	3.9	
Totals			1 398:12	26-106	.245	20-79	.253	14-19	.737	19 32 51 2.3	37	5 10	2 19	86	3.9	

Player Averages

Games Played	Minutes/game	Points/game	FG Pct	3FG Pct	FT Pct	Rebounds/game	Assists/game	Turnovers/game	Assist/Turnover ratio	Steals/game	Blocks/game
22	18.1	3.9	24.5	25.3	73.7	2.3	0.2	0.5	0.5	0.9	0.1

2023-24 SEASON:

- Scored a career high 14 points on 4-5 shooting from three against Nebraska (1/27).
- Buried a couple of threes and pulled down six rebounds against Michigan (1/11).
- Scored seven points and picked up two steals off the bench against Minnesota (1/7).
- Knocked down a pair of threes while pulling down two rebounds and blocked a shot against Purdue (1/2).
- Scored in double figures for the second consecutive game scoring 12 points with five rebounds and an assist against Alcorn State (12/12).
- Had first career double figure game with 10 points and set a career high with four steals and pulled down three rebounds against Penn State (12/6).
- His four steals are the most for a Maryland freshman since Aaron Wiggins against Delaware (11/6/18) and the most for a freshman in a Big Ten game since Justin Jackson had six at Iowa (11/19/17).
- Came off the bench and scored six points against Rider (11/28).
- Scored eight points and had three steals against UMBC (11/21).
- Picked up seven points with a rebound and a steal against UAB (11/12).
- Scored five points and grabbed two rebounds in Maryland debut against Mount St. Mary's (11/7).

BEFORE COLLEGE:

- Selected to the prestigious 50th Annual Hoop Culture Capital Classic.
- Led IMG to the Geico High School National Championship Tournament.
- Four-star recruit who ranked as the No. 4 recruit overall in Virginia and as high as No. 48 nationally by 247sports.com.
- Ranked as the No. 2 recruit from Virginia by ESPN and 65th among their top-100 recruits.
- Chose Maryland over Indiana and Virginia.
- New World 3SSB Adidas Champion.
- In 2021-22, played at Bishop Ireton in Alexandria, VA, where he averaged 20.7 points and seven rebounds before playing his final season at IMG Academy.
- Averaged 28 points and 10 rebounds as a sophomore and 16 points, 5 rebounds as a freshman.
- One of the top shooters in the country.
- Also played football where he received offers from Power 5 programs.
- First Terp since Anthony Cowan, Jr., to commit to Maryland from the Washington Catholic Athletic Conference.
- Played for New World AAU program.
- Life-long Maryland fan who has attended games since childhood.

PERSONAL:

- Son of Jamie, Sr., and Patricia.
- Has one sibling, Gina.
- Father played football at Slippery Rock University.
- Intends to major in business.

► SEASON/CAREER HIGHS


	2023-24 SEASON	CAREER HIGHS
POINTS	14 vs. Nebraska (1/27/24)	Same
REBOUNDS	6, 3x, last at #10 Illinois (1/14/24)	Same
FG MADE	4 vs. Nebraska (1/27/24)	Same
FG ATT.	10 vs. UMBC (11/21/23)	Same
3 FG MADE	4 vs. Nebraska (1/27/24)	Same
3 FG ATT.	7, 2x, last vs. Alcorn State (12/12/23)	Same
FT MADE	4 vs. Penn State (12/6/23)	Same
FT ATT.	5 vs. Alcorn State (12/12/23)	Same
ASSISTS	1, 5x, last vs. Nebraska (1/27/24)	Same
BLOCKS	1, 2x, last vs. Nebraska (1/27/24)	Same
STEALS	4 vs. Penn State (12/6/23)	Same
MINUTES	31 vs. Michigan (1/11/24)	Same

► MISCELLANEOUS STATS

Category	Season	Career	Last Time
Double-Figure Scoring	3	3	14 vs. Nebraska (1/27/24)
20-plus Points	-	-	-
10-plus Rebounds	-	-	-
10-plus Assists	-	-	-
5 3FG Games	-	-	-
Double-Doubles	-	-	-

► CAREER STATS

				Field Goals		3-Point		F-Throws		Rebounds								Scoring		
SEASON	TEAM	GP-GS	MIN/AVG	FG-FGA	FG%	3FG-3FGA	3FG%	FT-FTA	FT%	OFF	DEF	TOT	AVG	PF-FO	A	TO	BLK	STL	PTS	AVG
2023-24	MD	22-1	398/18.1	26-106	.245	20-79	.253	14-19	.737	19	32	51	2.3	37-2	5	10	2	19	86	3.9
TOTAL		22-1	398/18.1	26-106	.245	20-79	.253	14-19	.737	19	32	51	2.3	37-2	5	10	2	19	86	3.9



#13 CHANCE STEPHENS

GUARD • 6-3 • 185 • SO. • RIVERSIDE, CA (RIVERSIDE POLYTECHNIC/LOYOLA MARYMOUNT)

📷 CHANCE_THE_SNIPER / 🐦 SNIPERSTEPHENS3

SCAN FOR FULL BIO



► 2023-24 GAME-BY-GAME

2022-23 SEASON (AT LOYOLA MARYMOUNT):

- Played in 28 of 31 games, including making four starts as a true freshman.
- Scored 167 points and averaged 6.0 points per game.
- Third on the team with 49 made threes and fourth on the team at 37.4 percent shooting from deep.
- 49 of 52 made shots came from three-point range.
- LMU went 7-0 in games when Stephens scored in double digits.
- Hit a team-high seven threes and season-high 23 points in LMU's Jamaica Classic Championship game win over Wake Forest (11/20/22), leading to Tournament MVP and WCC Freshman of the Week honors.
- Hit five threes and 17 points in LMU's win over San Diego (1/14/23).

BEFORE COLLEGE:

- Played four seasons of basketball at Riverside Poly.
- Three-time all-conference selection.
- All-CIF selection as a senior.

PERSONAL:

- Native of Riverside, Calif.
- Son of Benjamin and Latwanas Denise Stephens.
- Has four siblings, Kennedy, Kaden, and Chloe.

► SEASON/CAREER HIGHS

	2022-23 SEASON	CAREER HIGHS
POINTS	23 vs. Wake Forest (11/20/22)	Same
REBOUNDS	4 vs. Life Pacific (11/7/22)	Same
FG MADE	7 vs. Wake Forest (11/20/22)	Same
FG ATT.	12 vs. Life Pacific (11/7/22)	Same
3 FG MADE	7 vs. Wake Forest (11/20/22)	Same
3 FG ATT.	12 vs. Life Pacific (11/7/22)	Same
FT MADE	4 vs. Bellarmine (11/25/22)	Same
FT ATT.	5 vs. Bellarmine (11/25/22)	Same
ASSISTS	2, 2x, last vs. Morgan State (11/23/22)	Same
BLOCKS	-	-
STEALS	1, 2x, last vs. Bellarmine (11/25/22)	Same
MINUTES	23 vs. Wake Forest (11/20/22)	Same

► MISCELLANEOUS STATS

Category	Season	Career	Last Time
Double-Figure Scoring	7	7	12 vs. Pepperdine (1/28/23)
20-plus Points	1	1	23 vs. Wake Forest (11/20/22)
10-plus Rebounds	-	-	-
5-plus Rebounds	-	-	-
5-plus Assists	-	-	-
3-plus Steals	-	-	-
Double-Doubles	-	-	-

► CAREER STATS

				Field Goals		3-Point		F-Throws		Rebounds										Scoring	
SEASON	TEAM	GP-GS	MIN/AVG	FG-FGA	FG%	3FG-3FGA	3FG%	FT-FTA	FT%	OFF	DEF	TOT	AVG	PF-FO	A	TO	BLK	STL		PTS	AVG
2022-23	LMU	28-4	483/17.3	52-145	.359	49-131	.374	14-19	.737	2	27	29	1.0	37-0	13	18	0	2		167	6.0
TOTAL FOR MD		0-0	0/0.0	0-0	.000	0-0	.000	0-0	.000	0	0	0	0.0	0-0	0	0	0	0		0	0.0
TOTAL		28-4	483/17.3	52-145	.359	49-131	.374	14-19	.737	2	27	29	1.0	37-0	13	18	0	2		167	6.0



#14 MADY TRAORE

FORWARD • 6-11 • 195 • SO. • PARIS, FRANCE (BELIEVE PREP (S.C.) / NEW MEXICO STATE)

THESSNAKE_ / MADYTRAORE08

MAD-EE TRA-OR-EH



SCAN FOR FULL BIO

2023-24 SEASON:

- Played eight minutes off the bench and grabbed two rebounds against UCLA (12/22).
- Came off the bench and scored two points against Rider (11/28).
- Scored first points as a Terp with two points and picked up an assist against UMBC (11/21).
- Blocked a shot in Maryland debut against Mount St. Mary's (11/7).

2022-23 SEASON (AT NEW MEXICO STATE):

- Officially joined the Aggies in January 2023
- Played in seven games with one start averaging 1.4 points and 0.4 rebounds per game
- Played just 51 minutes total going 4-of-7 from the field (.571)
- Made first collegiate appearance against Stephen F. Austin (1/4) where he scored five points and had two rebounds in 11 minutes
- Earned first career start at Southern Utah (1/19).

BEFORE COLLEGE:

- Originally from Paris, France; moved to Cumberland, Maryland, where he attended both the Bishop Walsh School and National Christian Academy in Washington, D.C.
- Then attended Believe Prep in Rock Hill, S.C., before beginning his collegiate career at NMSU
- Was heavily recruited with offers from N.C. State, Arizona State, Florida, Kansas, Auburn, Oregon, and USC among others
- Was a three-star recruit in the class of 2022 who was a Top 150 prospect, including the No. 6 overall in the state of Maryland, according to 247sports

2023-24 GAME-BY-GAME

Opponent	Date	GS	MIN	Total	3-Pointers	Free throws	Rebounds	PF	A	TO	BLK	STL	PTS	AVG
Mount St. Mary's	11/07/2023		09:49	0-1 .000	0-1 .000	0-0 .000	0 0 0 0.0	0	0	0	0	0	0	0.0
UMBC	11/21/2023		13:54	1-1 1.000	0-0 .000	0-0 .000	0 1 1 0.5	0	1	0	0	0	2	1.0
Rider	11/28/2023		09:38	1-2 .500	0-0 .000	0-0 .000	0 0 0 0.3	2	0	0	0	0	2	1.3
at Indiana	12/01/2023		00:46	0-0 .000	0-0 .000	0-0 .000	0 0 0 0.3	0	0	1	0	0	0	1.0
at UCLA	12/22/2023		07:39	0-2 .000	0-1 .000	0-0 .000	1 1 2 0.6	2	0	0	0	0	0	0.8
Coppin St.	12/28/2023		05:16	0-2 .000	0-0 .000	0-0 .000	1 1 2 0.8	1	0	0	0	0	0	0.7
Nebraska	01/27/2024		01:37	0-1 .000	0-0 .000	0-0 .000	0 0 0 0.7	1	0	0	0	0	0	0.6
Totals			0 48:39	2-9 .222	0-2 .000	0-0 .000	2 3 5 0.7	6	1	1	1	0	4	0.6

Player Averages

Games Played	Minutes/game	Points/game	FG Pct	3FG Pct	FT Pct	Rebounds/game	Assists/game	Turnovers/game	Assist/Turnover ratio	Steals/game	Blocks/game
7	7.0	0.6	22.2	0.0	0.0	0.7	0.1	0.1	1.0	0.0	0.1

SEASON/CAREER HIGHS

	2023-24 SEASON	CAREER HIGHS
POINTS	2, 2x, last vs. Rider (11/28/23)	5 at Stephen F. Austin (1/4/23)
REBOUNDS	2, 2x, last vs. Coppin St. (12/28/23)	2, 3x, last vs. Coppin St. (12/28/23)
FG MADE	1, 2x, last vs. Rider (11/28/23)	2, 2x, last vs. California Baptist (1/7/23)
FG ATT.	2, 3x, last vs. Coppin St. (12/28/23)	3 vs. California Baptist (1/7/23)
3 FG MADE	-	1 at Stephen F. Austin (1/4/23)
3 FG ATT.	1 vs. Mount St. Mary's (11/7/23)	1, 4x, last vs. Mount St. Mary's (11/7/23)
FT MADE	-	1 at Southern Utah (1/19/23)
FT ATT.	-	3 at Stephen F. Austin (1/4/23)
ASSISTS	1 vs. UMBC (11/21/23)	1 vs. UMBC (11/21/23)
BLOCKS	1 vs. Mount St. Mary's (11/7/23)	1, 2x, last vs. Mount St. Mary's (11/7/23)
STEALS	-	-
MINUTES	14 vs. UMBC (11/21/23)	15 vs. California Baptist (1/7/23)

MISCELLANEOUS STATS

Category	Season	Career	Last Time
Double-Figure Scoring	-	-	-
20-plus Points	-	-	-
10-plus Rebounds	-	-	-
5-plus Rebounds	-	-	-
5-plus Assists	-	-	-
3-plus Steals	-	-	-
Double-Doubles	-	-	-

CAREER STATS

				Field Goals		3-Point		F-Throws		Rebounds									Scoring	
SEASON	TEAM	GP-GS	MIN/AVG	FG-FGA	FG%	3FG-3FGA	3FG%	FT-FTA	FT%	OFF	DEF	TOT	AVG	PF-FO	A	TO	BLK	STL	PTS	AVG
2022-23	NMSU	7-1	51/7.3	4-7	.571	1-3	.333	1-5	.200	2	1	3	0.4	11-0	0	0	1	0	10	1.4
2023-24	MD	7-0	49/7.0	2-9	.222	0-2	.000	0-0	.000	2	3	5	0.7	6-0	1	1	1	0	4	0.6
TOTAL FOR MD		7-0	49/7.0	2-9	.222	0-2	.000	0-0	.000	2	3	5	0.7	6-0	1	1	1	0	4	0.6
TOTAL		14-1	100/7.1	6-16	.375	1-5	.200	1-5	.200	4	4	8	0.6	17-0	1	1	2	0	14	1.0



#22 JORDAN GERONIMO

GUARD/FORWARD • 6-6 • 225 • SR. • NEWARK, NJ (ST. PAUL'S SCHOOL (N.H.) / INDIANA)

📷 JORDANGERONIMO22 / 🐦 JORDANGERONIMO2



SCAN FOR FULL BIO

2023-24 SEASON:

- Tied season-high with three blocks while scoring six points and grabbing three rebounds against Iowa (1/24).
- Scored in double figures for the fourth time this season with 12 points, seven rebounds, and three blocks against Northwestern (1/17).
- Had nine points with four boards and three blocks against Illinois (1/14).
- Scored nine points with six rebounds and a block against Purdue (1/2).
- Finished with eight points, seven rebounds, three blocks, and an assist against Coppin State (12/28).
- Dropped nine points to go along with two blocks, two rebound, and an assist against Nicholls (12/19).
- Scored in double figures for the third time during the season with 12 points and two blocks against Alcorn State (12/12).
- Scored four points to go along with four rebounds and two steals against Penn State (12/6).
- Scored in double figures for the second-straight game with 15 points and went a perfect 6-6 from the field against Rider (11/28).
- Scored in double figures for the first time as a Terp with 14 points and had six rebounds and three assists against South Alabama (11/25).
- Picked up nine points and grabbed eight boards in a start against UMBC (11/21).
- Made second start and scored four points with three rebounds and an assist against Davidson (11/10).
- Made start in Maryland debut while scoring 2 points and grabbing five rebounds against Mount St. Mary's (11/7).

2022-23 SEASON (AT INDIANA):

- Played in 27 games with six starts averaging 4.2 points and 2.4 rebounds per game.
- Notched second career double-double with 12 points, 11 rebounds, and one block against No. 18/19 Wisconsin (Jan. 14).
- Scored 13 points to go along with eight rebounds and three blocks at No. RV/23 Illinois (Jan. 19).
- Tallied 10 points and two rebounds in the season-opener against Morehead State (Nov. 7).

BEFORE COLLEGE:

- A 2020 graduate of St. Paul's School in Concord, N.H.
- Named that state's Gatorade Player of the Year.
- Ranked No. 90 by Rivals.com and No. 96 by 247Sports and ESPN.com.
- Has a 7-foot wingspan.
- Averaged 18.0 points, 9.0 rebounds, 2.0 assists, 2.0 steals and 2.0 blocks per game as a senior.
- Two-time Lakes Region League All-Star and was a 2020 All-New England Class A honoree.
- Averaged 14.2 points per game as a junior while shooting 52% on two-pointers and 38% from three-point range while adding 8.0 rebounds, 3.0 blocks, 2.0 assists and 2.0 steals per contest.
- Coached by Maxwell Gordon.
- Played AAU ball for Mass Rivals and coach Vin Pastore where they advanced to the Adidas Gauntlet finals.
- Averaged 9.1 points per game and shot 56% from the field and 36.4% from behind the 3-point line.

PERSONAL:

- Born December 5, 2001.
- Son of Jose and Dawn Geronimo.
- His mother Dawn (Royster) was a standout basketball player at North Carolina.

► 2023-24 GAME-BY-GAME

Opponent	Date	GS	MIN	Total		3-Pointers		Free throws		Rebounds		PF	A	TO	BLK	STL	PTS	AVG			
				FG-FGA	PCT	3FG-3FGA	PCT	FT-FTA	PCT	OFF	DEF								TOT		
Mount St. Mary's	11/07/2023	*	17:12	1-1	1.000	0-0	.000	0-1	.000	2	3	5	5.0	3	0	2	0	2	2.0		
vs Davidson	11/10/2023	*	17:04	1-2	.500	0-1	.000	2-4	.500	2	1	3	4.0	0	1	3	2	4	3.0		
vs UAB	11/12/2023	*	21:51	1-1	1.000	0-0	.000	2-4	.500	0	1	1	3.0	1	0	0	1	1	4.4		
at Villanova	11/17/2023	*	14:26	1-9	.111	0-5	.000	0-0	.000	3	2	5	3.5	3	0	0	0	2	3.0		
UMBC	11/21/2023	*	18:46	2-3	.667	1-1	1.000	4-4	1.000	2	6	8	4.4	5	1	1	1	9	4.2		
South Alabama	11/25/2023	*	28:35	5-8	.625	0-0	.000	4-5	.800	3	3	6	4.7	3	3	3	0	2	14	5.8	
Rider	11/28/2023	*	22:53	6-6	1.000	0-0	.000	3-5	.600	0	1	1	4.1	3	1	1	0	2	15	7.1	
at Indiana	12/01/2023	*	27:27	0-5	.000	0-3	.000	0-1	.000	2	2	4	4.1	3	0	3	1	2	0	6.3	
Penn St.	12/06/2023	*	36:14	2-8	.250	0-3	.000	0-0	.000	2	2	4	4.1	4	0	1	2	0	4	6.0	
Alcorn	12/12/2023	*	21:26	4-6	.667	0-1	.000	4-5	.800	0	0	0	3.7	2	0	0	2	0	12	6.6	
Nicholls	12/19/2023	*	26:17	4-7	.571	0-3	.000	1-2	.500	2	0	2	3.5	5	1	0	2	1	9	6.8	
at UCLA	12/22/2023	*	25:30	1-4	.250	1-4	.250	2-2	1.000	1	1	2	3.4	5	1	0	0	1	5	6.7	
Coppin St.	12/28/2023	*	25:43	2-4	.500	0-1	.000	4-4	1.000	3	4	7	3.7	3	1	1	3	0	8	6.8	
Purdue	01/02/2024	*	22:41	3-10	.300	0-2	.000	3-4	.750	4	2	6	3.9	0	0	0	1	0	9	6.9	
at Minnesota	01/07/2024	*	15:48	0-0	.000	0-0	.000	0-0	.000	0	2	2	3.7	2	1	0	1	0	0	6.5	
Michigan	01/11/2024	*	17:47	0-1	.000	0-1	.000	0-0	.000	0	1	1	3.6	1	1	1	0	0	0	6.1	
at Illinois	01/14/2024	*	29:52	4-7	.571	1-2	.500	0-0	.000	3	1	4	3.6	3	0	1	3	0	9	6.2	
at Northwestern	01/17/2024	*	33:33	5-6	.833	2-3	.667	0-0	.000	1	6	7	3.8	2	0	1	3	0	12	6.6	
Michigan St.	01/21/2024	*	25:03	0-5	.000	0-2	.000	0-0	.000	1	2	3	3.7	4	0	1	1	2	0	6.2	
at Iowa	01/24/2024	*	15:32	2-3	.667	0-0	.000	0-0	.000	1	2	3	3.7	4	0	3	3	1	4	6.1	
Nebraska	01/27/2024	*	33:31	1-7	.143	1-3	.333	0-0	.000	5	3	8	3.9	3	0	0	2	3	3	6.0	
at Michigan St.	02/03/2024	*	35:03	3-6	.500	0-1	.000	0-0	.000	5	1	6	4.0	4	1	0	3	1	6	6.0	
Totals			20	532:15	48-109	.440	6-36	.167	29-41	.707	42	46	88	4.0	63	12	22	31	19	131	6.0

Player Averages

Games Played	Minutes/game	Points/game	FG Pct	3FG Pct	FT Pct	Rebounds/game	Assists/game	Turnovers/game	Assist/Turnover ratio	Steals/game	Blocks/game
22	24.2	6.0	44.0	16.7	70.7	4.0	0.5	1.0	0.5	0.9	1.4

► SEASON/CAREER HIGHS

	2023-24 SEASON	CAREER HIGHS
POINTS	15 vs. Rider (11/28/23)	15, 2x, last vs. Rider (11/28/23)
REBOUNDS	8, 2x, last vs. Nebraska (1/27/24)	13 vs. Merrimack (12/12/21)
FG MADE	6 vs. Rider (11/28/23)	7 vs. Wyoming (3/15/22)
FG ATT.	10 vs. #1 Purdue (1/2/24)	11 vs. Wyoming (3/15/22)
3 FG MADE	2 at Northwestern (11/17/24)	2, 2x, last at Northwestern (1/17/24)
3 FG ATT.	5 at #21 Villanova (11/17/23)	4 vs. Wyoming (3/15/22)
FT MADE	4, 4x, last vs. Coppin St. (12/28/23)	5 vs. Kennesaw State (12/23/22)
FT ATT.	5, 3x, last vs. Alcorn State (12/12/23)	8, 2x, last vs. Kennesaw State (12/23/22)
ASSISTS	3 vs. South Alabama (11/25/23)	3, 2x, last vs. South Alabama (11/25/23)
BLOCKS	3, 5x, last at Michigan St. (2/3/24)	5 vs. Miami (OH) (11/20/22)
STEALS	3 vs. Nebraska (1/27/24)	3 vs. Nebraska (1/27/24)
MINUTES	36 vs. Penn State (12/6/23)	36 vs. Penn State (12/6/23)

► MISCELLANEOUS STATS

Category	Season	Career	Last Time
Double-Figure Scoring	4	13	12 at Northwestern (1/17/24)
20-plus Points	-	-	-
10-plus Rebounds	-	2	11 vs. Wisconsin (1/14/23)
5-plus Rebounds	7	22	8 vs. Nebraska (1/27/24)
5-plus Assists	-	-	-
3-plus Steals	1	1	3 vs. Nebraska (1/27/24)
Double-Doubles	-	2	12 pts, 11 reb vs. Wisconsin (1/14/23)

► CAREER STATS

				Field Goals		3-Point		F-Throws		Rebounds										Scoring	
SEASON	TEAM	GP-GS	MIN/AVG	FG-FGA	FG%	3FG-3FGA	3FG%	FT-FTA	FT%	OFF	DEF	TOT	AVG	PF-FO	A	TO	BLK	STL	PTS	AVG	
2020-21	IND	21-0	168/8.0	19-37	.514	4-10	.400	5-18	.278	12	25	37	1.8	22-0	5	10	2	6	47	2.2	
2021-22	IND	34-0	426/12.5	57-110	.518	9-29	.310	25-44	.568	42	79	121	3.6	49-0	9	31	24	9	148	4.4	
2022-23	IND	27-6	335/12.4	46-84	.548	5-19	.263	16-26	.615	22	44	66	2.4	49-1	8	17	23	13	113	4.2	
2023-24	MD	22-20	532/24.2	48-109	.440	6-36	.167	29-41	.707	42	46	88	4.0	63-3	12	22	31	19	131	6.0	
TOTAL FOR MD		22-20	532/24.2	48-109	.440	6-36	.167	29-41	.707	42	46	88	4.0	63-3	12	22	31	19	131	6.0	
TOTAL		104-26	1461/14.1	170-340	.500	24-94	.255	75-129	.581	118	194	312	3.0	183-4	34	80	80	47	439	4.2	



#24 DONTA SCOTT

FORWARD • 6-8 • 205 • 5TH YEAR • PHILADELPHIA, PA (IMHOTEP CHARTER)

@ DONTA_4

DON-TAY



SCAN FOR FULL BIO

2023-24 SEASON:

- Had nine points, five assists, and four rebounds against Nebraska, becoming the fifth player in program history with 1,500 career points and 800 career rebounds (1/27).
- Had third-straight game of hitting two or more three-pointers in 14 point, two rebound, and two assist performance against Iowa (1/24).
- Passed Al Bunge for No. 9 in program history in career rebounds with 797, while scoring 16 points and blocking two shots against Michigan State (1/21).
- Buried three three-pointers to become the No. 7 in program history while finishing with 11 points, two rebounds, and an assist against Northwestern (1/17).
- Reached the 1,500 career point threshold with nine points and pulled down five boards against Illinois (1/14).
- Scored 22 points and knocked down four threes to pass Steve Blake for No. 9 in program history with 184 career made three pointers and grabbed four rebounds to pass Ekene Ibekwe for No. 11 in career rebounds with 785 against Michigan (1/11).
- Moved to No. 19 in all-time scoring with a 14-point performance on the road against Minnesota while also moving into the top-10 in program history in career three-pointers made (1/7).
- Scored eight points to pass Eric Ayala for No. 20 in career points in program history, while also grabbing seven rebounds with three steals against Purdue (1/2).
- Set the Maryland record by playing in his 142nd career game while scoring 12 points with four assists and two rebounds against Coppin State (12/28).
- Scored 17 points while pulling down six rebounds and blocking a shot against UCLA (12/22).
- His 17 points allowed him to become No. 21 all-time in scoring in Maryland history.
- Moved to No. 22 all-time in scoring in program history with 15 points and also grabbed seven rebounds against Nicholls (12/19).
- Grabbed 10 rebounds to give pass the legendary Len Bias for No. 12 all-time in program history against Penn State (12/6).
- Played his 138th career game as a Terp to put him sixth all-time in program history. Also started his 123rd career game which ranks as the sixth-most in program history.
- Had six points while adding four rebounds, an assist, and a block against Rider (11/28).
- Scored 19 points grabbed seven boards against South Alabama (11/25).
- Played in his 135th career game as a Terp and tied Adrian Bowie (2007-11) for 10th all-time in Maryland history.
- Started his 120th career game which put him in sole possession of the eighth-most in program history, breaking a tie with Exree Hipp.
- Scored 13 points and pulled down seven rebounds, with two steals against UAB.
- Seven rebounds allowed him to move to No. 14 in the Maryland record books, passing Albert King (715).
- Passed Tony Massenburg (1,354 points) for No. 27 on the Maryland all-time list with 14 points against UMBC (11/21).
- Also played in 134th game to break tie with Eric Hayes (2006-10) for the 11th-most games played in program history.
- Scored in 100th consecutive game by dropping eight points while adding two rebounds and a steal against Mount St. Mary's (11/7).

NOTABLES:

- A 4-star recruit according to ESPN and Rivals; Ranked the 23rd overall player at position by Rivals and fifth overall player in Pennsylvania by ESPN
- Helped lead Imhotep to three straight PIAA Class 4A State Championships and three straight Philadelphia Public League championships; Twice named PIAA Class 4A Player of the Year
- Played various positions at Imhotep, including forward, point guard and shooting guard
- Scored 20 points in the state championship as a senior
- Also as a senior, scored 25 points in the City of Palms Classic semifinals to help Imhotep upset Cole Anthony and top-seeded Oak Hill Academy
- As a sophomore, helped Imhotep snap Montverde Academy's 55-game home winning streak
- Mother's name is Sandra ... the youngest (and tallest) of four brothers and four sisters
- In September of 2021, his childhood home in Philadelphia was destroyed by Hurricane Ida and nearly all of his family's possessions were lost; Nearly \$60,000 was raised by the Maryland and basketball communities to help the Scott's family recover
- Authored his first book, WIRED DIFFERENTLY: My School Journey, a short story which uses his own firsthand experience to encourage young people who learn differently to overcome the obstacles in front of them
- Major is family science

★ 2022-23 ALL-BIG TEN HONORABLE MENTION

★ 2022-23 KARL MALONE AWARD WATCH LIST

★ 2021-22 KARL MALONE AWARD WATCH LIST

► 2023-24 GAME-BY-GAME

Opponent	Date	GS	MIN	Total		3-Pointers		Free throws		Rebounds				PF	A	TO	BLK	STL	PTS	AVG	
				FG-FGA	PCT	3FG-3FGA	PCT	FT-FTA	PCT	OFF	DEF	TOT	AVG								
Mount St. Mary's	11/07/2023	*	35:00	3-8	.375	1-3	.333	2-2	1.000	0	2	2	2.0	1	0	0	0	1	9.0		
vs Davidson	11/10/2023	*	26:46	1-5	.200	0-2	.000	2-2	1.000	3	3	6	4.0	4	2	1	0	0	4.6	6.5	
vs UAB	11/12/2023	*	25:41	5-10	.500	2-4	.500	1-2	.500	1	6	7	5.0	2	1	1	0	2	13	8.3	
at Villanova	11/17/2023	*	27:16	2-5	.400	2-5	.400	1-2	.500	0	1	1	1.0	4	1	1	1	0	7	8.3	
UMBC	11/21/2023	*	21:33	6-11	.545	2-5	.400	0-0	.000	3	0	3	3.8	0	0	0	0	0	14	9.4	
South Alabama	11/25/2023	*	32:53	7-13	.538	3-8	.375	2-2	1.000	3	4	7	4.3	1	0	1	0	1	19	11.0	
Rider	11/28/2023	*	20:38	2-6	.333	0-2	.000	2-2	1.000	1	3	4	4.3	0	1	1	1	0	6	10.3	
at Indiana	12/01/2023	*	21:32	1-8	.125	0-1	.000	0-1	.000	0	3	3	4.1	2	1	2	1	0	2	9.3	
Penn St.	12/06/2023	*	27:23	2-11	.182	0-4	.000	0-1	.000	4	6	10	4.8	3	0	2	1	0	4	8.7	
Alcorn	12/12/2023	*	20:19	2-6	.333	1-4	.250	2-2	1.000	1	5	6	4.9	0	0	1	0	0	7	8.5	
Nicholls	12/19/2023	*	31:38	4-9	.444	4-8	.500	3-4	.750	2	5	7	5.1	1	1	0	1	1	15	9.1	
at UCLA	12/22/2023	*	33:50	4-11	.364	2-5	.400	7-9	.778	3	3	6	5.2	2	0	0	1	0	17	9.8	
Coppin St.	12/28/2023	*	23:36	4-7	.571	2-5	.400	2-2	1.000	0	2	2	4.9	1	4	1	0	0	12	9.5	
Purdue	01/02/2024	*	32:53	2-6	.333	1-3	.333	3-4	.750	1	6	7	5.1	0	0	3	0	3	8	9.8	
at Minnesota	01/07/2024	*	34:46	6-11	.545	2-3	.667	0-0	.000	2	4	6	5.1	2	2	4	1	0	14	10.1	
Michigan	01/11/2024	*	33:48	6-10	.600	4-7	.571	6-7	.857	0	4	4	4.5	2	0	1	0	0	12	8.8	
at Illinois	01/14/2024	*	32:54	3-8	.375	1-3	.333	2-2	1.000	1	4	5	5.1	1	1	0	0	1	9	10.7	
at Northwestern	01/17/2024	*	27:23	4-9	.444	3-6	.500	0-0	.000	0	2	2	4.9	4	1	1	0	0	11	10.7	
Michigan St.	01/21/2024	*	36:33	6-8	.750	2-4	.500	2-3	.667	2	3	5	4.9	3	1	1	2	0	16	11.0	
at Iowa	01/24/2024	*	33:03	5-11	.455	2-5	.400	2-2	1.000	0	2	2	4.8	3	2	2	0	1	14	11.2	
Nebraska	01/27/2024	*	30:35	3-11	.273	0-5	.000	3-3	1.000	2	2	4	4.7	2	5	1	1	1	9	11.0	
at Michigan St.	02/03/2024	*	39:18	5-19	.263	3-12	.250	0-0	.000	3	7	10	5.0	4	0	3	1	1	13	11.1	
Totals			22	649:18	83-203	.409	37-104	.356	42-52	.808	32	77	109	5.0	39	23	27	10	14	245	11.1

Player Averages

Games Played	Minutes/game	Points/game	FG Pct	3FG Pct	FT Pct	Rebounds/game	Assists/game	Turnovers/game	Assist/Turnover ratio	Steals/game	Blocks/game
22	29.5	11.1	40.9	35.6	80.8	5.0	1.0	1.2	0.9	0.6	0.5

► SEASON/CAREER HIGHS

	2023-24 SEASON	CAREER HIGHS
POINTS	22 vs. Michigan (1/11/24)	25 (3x), last vs. Saint Louis (11/19/22)
REBOUNDS	10, 2x, last at Michigan St. (2/3/24)	12 (2x), last at Indiana (1/4/21)
FG MADE	7 vs. South Alabama (11/25/23)	9, 2x, last vs. Miami (11/20/22)
FG ATT.	19 at Michigan St. (2/3/24)	19 at Michigan St. (2/3/24)
3 FG MADE	4, 2x, last vs. Michigan (1/11/24)	5 (2x), last at #16 Ohio State (2/6/22)
3 FG ATT.	12 at Michigan St. (2/3/24)	12 at Michigan St. (2/3/24)
FT MADE	7 at UCLA (12/22/23)	7, 2x, last at UCLA (12/22/23)
FT ATT.	9 at UCLA (12/22/23)	9 at UCLA (12/22/23)
ASSISTS	5 vs. Nebraska (1/27/24)	8 vs. Nebraska (2/17/21)
BLOCKS	2 vs. Michigan State (1/21/24)	3 (5x), last at Wisconsin (12/6/22)
STEALS	3 vs. #1 Purdue (1/2/24)	4 vs. #24 Purdue (2/2/21)
MINUTES	39 at Michigan St. (2/3/24)	39, 2x, last at Michigan St. (2/3/24)

► MISCELLANEOUS STATS

Category	Season	Career	Last Time
Double-Figure Scoring	12	77	13 at Michigan St. (2/3/24)
20-plus Points	1	7	22 vs. Michigan (1/11/24)
10-plus Rebounds	2	13	10 at Michigan St. (2/3/24)
5-plus Rebounds	12	87	10 at Michigan St. (2/3/24)
5-plus Assists	1	6	5 vs. Nebraska (1/27/24)
3-plus Steals	1	14	3 vs. #1 Purdue (1/2/24)
Double-Doubles	1	7	13 pts, 10 rebs at Michigan St. (2/3/24)

► CAREER STATS

				Field Goals		3-Point		F-Throws		Rebounds									Scoring	
SEASON	TEAM	GP-GS	MIN/AVG	FG-FGA	FG%	3FG-3FGA	3FG%	FT-FTA	FT%	OFF	DEF	TOT	AVG	PF-FO	A	TO	BLK	STL	PTS	AVG
2019-20	MD	31-21	674/21.7	68-155	.439	25-79	.316	22-26	.846	41	72	113	3.6	57-0	17	16	4	14	183	5.9
2020-21	MD	31-27	938/30.3	118-237	.498	49-112	.438	55-83	.663	32	150	182	5.9	50-0	63	46	25	22	340	11.0
2021-22	MD	32-31	1070/33.4	144-337	.427	39-134	.291	76-95	.800	53	145	198	6.2	63-1	39	52	24	26	403	12.6
2022-23	MD	35-35	1097/31.4	148-379	.391	45-146	.308	53-68	.779	59	152	211	6.0	64-0	55	46	27	23	394	11.3
2023-24	MD	22-22	649/29.5	83-203	.409	37-104	.356	42-52	.808	32	77	109	5.0	39-0	23	27	10	14	245	11.1
TOTAL		151-136	4428/29.3	561-1311	.428	195-575	.339	248-324	.765	217	596	813	5.4	273-1	197	187	90	99	1565	10.4



#35 CAELUM SWANTON-RODGER

CENTER • 6-11 • 220 • SO. • CALGARY, ALBERTA (EDGE SCHOOL)

📷 R.CAELUM / 🐦 CAELUMSWANTON

🏀 CAL-UM



SCAN FOR FULL BIO

▶ 2023-24 GAME-BY-GAME

Opponent	Date	GS	MIN	Total FG-FGA	PCT	3FG-3FGA	PCT	Free throws FT-FTA	PCT	Rebounds OFF DEF TOT AVG	PF	A TO BLK STL PTS AVG
Mount St. Mary's vs UAB	11/07/2023		10:59	0-0	.000	0-0	.000	2-2	1.000	0 4 4 4.0	2	0 1 0 0 2 2.0
at Villanova	11/17/2023		08:04	1-2	.500	0-0	.000	0-0	.000	0 0 0 3.0	2	0 0 0 0 2 2.0
UMBC	11/21/2023		10:45	1-4	.250	0-0	.000	0-0	.000	2 0 2 2.8	2	0 1 1 1 2 2.0
Rider	11/28/2023		06:50	2-3	.667	0-0	.000	1-4	.250	2 1 3 2.8	5	0 0 2 1 5 2.6
at Indiana	12/01/2023		06:54	0-0	.000	0-0	.000	0-0	.000	0 0 0 2.3	3	0 1 3 0 0 2.2
Penn St.	12/06/2023		00:29	0-0	.000	0-0	.000	0-0	.000	0 0 0 2.0	0	0 0 0 0 0 1.9
Alcorn	12/12/2023		10:02	3-3	1.000	0-0	.000	2-4	.500	3 2 5 2.4	4	0 1 0 0 8 2.6
Nicholls	12/19/2023		03:38	1-1	1.000	0-0	.000	0-0	.000	0 0 0 2.1	0	0 0 0 0 0 2.6
at UCLA	12/22/2023		03:09	0-0	.000	0-0	.000	0-0	.000	0 0 0 1.9	5	0 0 0 0 0 2.3
Coppin St.	12/28/2023		15:21	4-4	1.000	0-0	.000	1-3	.333	2 3 5 2.2	2	0 0 0 1 9 2.9
Purdue	01/02/2024		05:41	0-0	.000	0-0	.000	0-0	.000	1 0 1 2.1	1	1 0 0 0 0 2.7
at Minnesota	01/07/2024		11:16	0-1	.000	0-0	.000	0-0	.000	1 0 1 2.0	3	0 1 1 0 0 2.5
Michigan	01/11/2024		01:50	0-0	.000	0-0	.000	0-0	.000	0 0 0 1.9	0	0 0 0 0 0 2.3
at Illinois	01/14/2024		04:28	1-1	1.000	0-0	.000	0-0	.000	0 1 1 1.8	0	0 0 0 0 0 2.3
at Northwestern	01/17/2024		03:14	0-0	.000	0-0	.000	0-0	.000	0 0 0 1.7	1	0 1 0 0 0 2.1
Michigan St.	01/21/2024		03:38	0-0	.000	0-0	.000	0-0	.000	0 0 0 1.6	2	0 0 0 0 0 2.0
at Iowa	01/24/2024		02:15	0-0	.000	0-0	.000	0-0	.000	0 0 0 1.5	1	0 0 0 0 0 1.9
Nebraska	01/27/2024		02:01	0-0	.000	0-0	.000	0-1	.000	0 0 0 1.4	1	0 0 0 0 0 1.8
at Michigan St.	02/03/2024		07:26	0-0	.000	0-0	.000	0-0	.000	1 0 1 1.4	1	0 2 0 0 0 1.7
Totals			0 126:56	14-21	.667	0-0	.000	6-16	.375	13 15 28 1.4	36 1	8 9 3 34 1.7

Player Averages

Games Played	Minutes/game	Points/game	FG Pct	3FG Pct	FT Pct	Rebounds/game	Assists/game	Turnovers/game	Assist/Turnover ratio	Steals/game	Blocks/game
20	6.3	1.7	66.7	0.0	37.5	1.4	0.1	0.4	0.1	0.2	0.5

2023-24 SEASON:

- Set a new career high with nine points with five rebounds and a block against Coppin State (12/28).
- Scored a career high eight points while pulling down five rebounds against Alcorn State (12/12).
- Block a career-high three shots against Indiana (12/1).
- Played seven minutes off the bench, scoring five points with three rebounds, two blocks, and a steal against Rider (11/28).
- Had two points, two rebounds, and blocked a shot against UMBC (11/21).
- Pulled down five boards off the bench against UAB (11/12).
- Scored two points and pulled down four rebounds against Mount St. Mary's (11/7).

2022-23 SEASON:

- Played in 21 games during his true freshman campaign averaging 3.7 minutes per contest.
- Averaged just under a point (0.9) and a rebound (0.8) per game.
- Had three blocks for the year.
- Was 7-of-10 from the floor.
- Scored a point on a free throw and had three rebounds against No. 1 Alabama (3/18) in the NCAA Tournament Second Round.
- Played a key seven minutes against Michigan (1/19) where he scored four points (including a highlight reel dunk), hauled down a career-high three rebounds, and blocked a shot.
- Scored a season-high four points with a rebound and a blocked shot at Michigan (1/1).
- Saw season-high 10 minutes of action where he had two rebounds against Saint Peter's (12/22).
- Scored two points and added a pair of rebounds against No. 8 UCLA (12/14).
- Played four minutes against No. 7 Tennessee (12/11).
- Made his collegiate debut against Niagara (11/7) where he notched his first career points.

NOTABLES:

- Member of the Canadian National Team
- Played for the Edge School and club ball with UPlay Canada
- Participated in the 2022 BioSteel All-Canadian All-Star Game
- Averaged 21.0 points per game, 11.0 rebounds per game along with 4.0 blocks per game on the Marquee Hoops circuit
- Named MVP of the 2022 Genesis Classic
- Maryland's first Canadian men's basketball player since Toronto native Justin Jackson played with the Terps from 2016-18 before he was drafted by the Denver Nuggets in 2018.

▶ SEASON/CAREER HIGHS

	2023-24 SEASON	CAREER HIGHS
POINTS	9 vs. Coppin St. (12/28/23)	9 vs. Coppin St. (12/28/23)
REBOUNDS	5, 3x, last vs. Coppin St. (12/28/23)	5, 3x, last vs. Coppin St. (12/28/23)
FG MADE	4 vs. Coppin St. (12/28/23)	4 vs. Coppin St. (12/28/23)
FG ATT.	4, 2x, last vs. Coppin St. (12/28/23)	4, 2x, last vs. Coppin St. (12/28/23)
3 FG MADE	-	-
3 FG ATT.	-	-
FT MADE	2, 2x, last vs. Alcorn State (12/12/23)	2, 2x, last vs. Alcorn State (12/12/23)
FT ATT.	4 vs. Rider (11/28/23)	4 vs. Rider (11/28/23)
ASSISTS	1 vs. #1 Purdue (1/2/24)	1 vs. #1 Purdue (1/2/24)
BLOCKS	3 at Indiana (12/1/23)	3 at Indiana (12/1/23)
STEALS	1, 3x, last vs. Coppin St. (12/28/23)	1, 3x, last vs. Coppin St. (12/28/23)
MINUTES	15 vs. Coppin St. (12/28/23)	15 vs. Coppin St. (12/28/23)

▶ MISCELLANEOUS STATS

Category	Season	Career	Last Time
Double-Figure Scoring	-	-	-
20-plus Points	-	-	-
10-plus Rebounds	-	-	-
5-plus Rebounds	3	3	5 vs. Coppin St. (12/28/23)
5-plus Assists	-	-	-
3-plus Steals	-	-	-
Double-Doubles	-	-	-

▶ CAREER STATS

				Field Goals		3-Point		F-Throws		Rebounds				Scoring						
SEASON	TEAM	GP-GS	MIN/AVG	FG-FGA	FG%	3FG-3FGA	3FG%	FT-FTA	FT%	OFF	DEF	TOT	AVG	PF-FO	A	TO	BLK	STL	PTS	AVG
2022-23	MD	21-0	79/3.7	7-10	.700	0-0	.000	3-8	.375	9	9	18	0.9	25-0	0	4	3	0	17	0.8
2023-24	MD	20-0	127/6.3	14-21	.667	0-0	.000	6-16	.375	13	15	28	1.4	36-2	1	8	9	3	34	1.7
TOTAL		41-0	205/5.0	21-31	.677	0-0	.000	9-24	.375	22	24	46	1.1	61-2	1	12	12	3	51	1.2



#30 LUKAS SOTELL

GUARD • 6-3 • 170 • FR. • STAMFORD, CONN. (STAMFORD HS / MONTVERDE ACADEMY)

IG LUKASSOTELL / TW LUKASSOTELL

SO-TELL



SCAN FOR FULL BIO

► 2023-24 GAME-BY-GAME

Opponent	Date	GS	MIN	Total		3-Pointers		Free throws		Rebounds				PF	A	TO	BLK	STL	PTS	AVG
				FG-FGA	PCT	3FG-3FGA	PCT	FT-FTA	PCT	OFF	DEF	TOT	AVG							
UMBC	11/21/2023		01:11	0-0	.000	0-0	.000	0-0	.000	0	0	0	0.0	1	0	0	0	0	0	0.0
Rider	11/28/2023		01:59	1-1	1.000	0-0	.000	0-0	.000	0	1	1	0.5	1	0	0	0	0	2	1.0
Alcorn	12/12/2023		01:11	0-0	.000	0-0	.000	0-0	.000	0	0	0	0.3	0	0	0	0	0	0	0.7
Coppin St.	12/28/2023		01:46	0-0	.000	0-0	.000	0-0	.000	0	0	0	0.3	0	0	0	0	0	0	0.5
Totals		0	06:07	1-1	1.000	0-0	.000	0-0	.000	0	1	1	0.3	2	0	0	0	0	2	0.5

Player Averages

Games Played	Minutes/game	Points/game	FG Pct	3FG Pct	FT Pct	Rebounds/game	Assists/game	Turnovers/game	Assist/Turnover ratio	Steals/game	Blocks/game
4	1.5	0.5	100.0	0.0	0.0	0.3	0.0	0.0	0.0	0.0	0.0

2023-24 SEASON:

- Made third appearance for the Terps off the bench against Alcorn State (12/12).
- Scored first points as a Terrapin with two points and grabbed a rebound against Rider (11/28).
- Came off the bench and made Maryland debut against UMBC (11/21).

NOTABLES:

- Walk-on who joined the Terps in the summer of 2023
- Was a Third Team All-State selection
- Earned All-FCIAC and Scholar-Athlete of the Year honors
- Averaged 15 points, seven assists, and four rebounds during prep career
- Also played baseball
- Son of Chris and Anna
- Has one sibling: Chloe
- Father, Chris, played college basketball at St. Lawrence
- Intends to major in economics

► SEASON/CAREER HIGHS

	2023-24 SEASON	CAREER HIGHS
POINTS	2 vs. Rider (11/28/23)	Same
REBOUNDS	1 vs. Rider (11/28/23)	Same
FG MADE	1 vs. Rider (11/28/23)	Same
FG ATT.	1 vs. Rider (11/28/23)	Same
3 FG MADE	-	-
3 FG ATT.	-	-
FT MADE	-	-
FT ATT.	-	-
ASSISTS	-	-
BLOCKS	-	-
STEALS	-	-
MINUTES	2, 2x, last vs. Coppin St. (12/28/23)	Same

► MISCELLANEOUS STATS

Category	Season	Career	Last Time
Double-Figure Scoring	-	-	-
20-plus Points	-	-	-
10-plus Rebounds	-	-	-
5-plus Rebounds	-	-	-
5-plus Assists	-	-	-
3-plus Steals	-	-	-
Double-Doubles	-	-	-

► CAREER STATS

				Field Goals		3-Point		F-Throws		Rebounds				Scoring						
SEASON	TEAM	GP-GS	MIN/AVG	FG-FGA	FG%	3FG-3FGA	3FG%	FT-FTA	FT%	OFF	DEF	TOT	AVG	PF-FO	A	TO	BLK	STL	PTS	AVG
2023-24	MD	4-0	6/1.5	1-1	1.000	0-0	.000	0-0	.000	0	1	1	0.3	2-0	0	0	0	0	2	0.5
TOTAL		4-0	6/1.5	1-1	1.000	0-0	.000	0-0	.000	0	1	1	0.3	2-0	0	0	0	0	2	0.5



#40 BEN MURPHY

GUARD • 6-1 • 193 • JR. • REISTERSTOWN, MD. (FRANKLIN HS / HOWARD COMMUNITY COLLEGE)

📷 BENWMURPHY / 🐦 BEN10MURPHY



SCAN FOR FULL BIO

2023-24 SEASON:

- Scored two points and picked up a steal off the bench against Alcorn State (12/12).
- Made second career appearance for Maryland and had an assist against Rider (11/28).
- Made Terrapins debut and scored two points against UMBC (11/23).

NOTABLES:

- Walk-on who joined the program in summer 2023
- Played at Howard Community College before transferring to Maryland
- Averaged nine points, five rebounds, four assists, and two steals at Howard CC
- Was a two-time All-County selection in high school
- Averaged 16 points, eight rebounds, three assists, and three steals during his prep career
- Son of Mona Gorman and Ronnie Murphy
- Has two siblings: Cara Murphy and Amanda Murphy
- Father, Ronnie, played basketball at Jacksonville University and was later drafted to the Portland Trailblazers
- Sister, Amanda, competed for the track and field program at the University of South Carolina
- Intends to major in economics

▶ 2023-24 GAME-BY-GAME

Opponent	Date	GS	MIN	Total		3-Pointers		Free throws		Rebounds				PF				A		BLK		STL		PTS		AVG
				FG-FGA	PCT	3FG-3FGA	PCT	FT-FTA	PCT	OFF	DEF	TOT	AVG	PF	A	TOT	BLK	STL	PTS	AVG						
UMBC	11/21/2023		02:10	1-1	1.000	0-0	.000	0-0	.000	0	0	0	0.0	0	0	0	0	0	0	0	0	2	2.0			
Rider	11/28/2023		01:59	0-0	.000	0-0	.000	0-0	.000	0	0	0	0.0	0	1	0	0	0	0	0	0	0	0	1.0		
Alcorn	12/12/2023		03:03	0-2	.000	0-1	.000	2-2	1.000	0	0	0	0.0	0	0	0	0	0	0	0	1	2	1.3			
Coppin St.	12/28/2023		01:46	0-2	.000	0-1	.000	0-0	.000	1	0	1	0.3	0	0	0	0	0	0	0	0	0	0	1.0		
Totals		0	08:58	1-5	.200	0-2	.000	2-2	1.000	1	0	1	0.3	0	1	0	0	0	0	1	4	1.0				

Player Averages

Games Played	Minutes/ game	Points/ game	FG Pct	3FG Pct	FT Pct	Rebounds/ game	Assists/ game	Turnovers/ game	Assist/Turnover ratio	Steals/ game	Blocks/ game
4	2.2	1.0	20.0	0.0	100.0	0.3	0.3	0.0	1.0	0.3	0.0

▶ SEASON/CAREER HIGHS

	2023-24 SEASON	CAREER HIGHS
POINTS	2, 2x, last vs. Alcorn State (12/12/23)	Same
REBOUNDS	1 vs. Coppin St. (12/28/23)	Same
FG MADE	1 vs. UMBC (11/21/23)	Same
FG ATT.	2 vs. Coppin St. (12/28/23)	Same
3 FG MADE	-	-
3 FG ATT.	1, 2x, last vs. Coppin St. (12/28/23)	Same
FT MADE	2 vs. Alcorn State (12/12/23)	Same
FT ATT.	2 vs. Alcorn State (12/12/23)	Same
ASSISTS	1 vs. Rider (11/28/23)	Same
BLOCKS	-	-
STEALS	1 vs. Alcorn State (12/12/23)	Same
MINUTES	3 vs. Alcorn State (12/12/23)	Same

▶ MISCELLANEOUS STATS

Category	Season	Career	Last Time
Double-Figure Scoring	-	-	-
20-plus Points	-	-	-
10-plus Rebounds	-	-	-
5-plus Rebounds	-	-	-
5-plus Assists	-	-	-
3-plus Steals	-	-	-
Double-Doubles	-	-	-

▶ CAREER STATS

CAREER STATS

				Field Goals		3-Point		F-Throws		Rebounds										Scoring	
SEASON	TEAM	GP-GS	MIN/AVG	FG-FGA	FG%	3FG-3FGA	3FG%	FT-FTA	FT%	OFF	DEF	TOT	AVG	PF-FO	A	TO	BLK	STL	PTS	AVG	
2023-24	MD	4-0	9/2.2	1-5	.200	0-2	.000	2-2	1.000	1	0	1	0.3	0-0	1	0	0	1	4	1.0	
TOTAL		4-0	9/2.2	1-5	.200	0-2	.000	2-2	1.000	1	0	1	0.3	0-0	1	0	0	1	4	1.0	

CAREER RECORDS

1000-POINT SCORERS

1. 2269	Juan Dixon (141 games)	1998-02
2. 2171	Greivis Vasquez (136 games)	2006-10
3. 2149	Len Bias (131 games)	1982-86
4. 2058	Albert King (118 games)	1977-81
5. 2017	Adrian Branch (123 games)	1981-85
16. 1573	Nik Caner-Medley (127 games)	2002-06
17. 1566	Laron Profit (125 games)	1995-99
18. 1565	Donta Scott (151 games)	2019-pr.

CAREER SCORING AVERAGE

Minimum 2 seasons, 1,000 points, 16.0 ppg

1. 20.5	Tom McMillen (88 games)	1971-74
2. 20.2	Joe Smith (64 games)	1993-95
3. 18.7	Gene Shue (74 games)	1951-54
4. 18.3	John Lucas (110 games)	1972-76
5. 18.0	Will Hetzel (76 games)	1967-70

CAREER FIELD GOAL PERCENTAGE

Minimum 2 seasons, 250 FG

1. .615	Buck Williams (446-725)	1978-81
2. .595	Bruno Fernando (291-489)	2018-19
3. .589	Ben Coleman (376-638)	1982-84
4. .583	Greg Manning (623-1068)	1977-81
5. .582	Lee Brawley (428-736)	1948-52
11. .549	Julian Reese (323-588)	2021-pr.

CAREER 3-POINT FG MADE

1. 239	Juan Dixon (141 games)	1998-02
2. 230	Greivis Vasquez (136 games)	2006-10
3. 206	Anthony Cowan Jr. (130 games)	2016-20
4. 203	Mike Jones (128 games)	2003-07
5. 198	Jake Layman (141 games)	2012-16
8. 195	Donta Scott (151 games)	2019-pr.

CAREER REBOUND LEADERS

(Min. 500)

1. 1053	Len Elmore (86 games)	1971-74
2. 998	Lonny Baxter (138 games)	1998-02
3. 948	Derrick Lewis (127 games)	1984-88
4. 928	Buck Williams (85 games)	1978-81
5. 925	Terence Morris (136 games)	1997-01
8. 859	Tom McMillen (88 games)	1971-74
9. 813	Donta Scott (151 games)	2019-pr.

CAREER ASSISTS

1. 972	Steve Blake	1999-03
2. 772	Greivis Vasquez	2006-10
3. 649	Keith Gatlin	1983-86, 87-88
4. 590	Terrell Stokes	1995-99
5. 584	Anthony Cowan Jr.	2016-20

CAREER STEALS

1. 344	Johnny Rhodes	1992-96
2. 333	Juan Dixon	1998-02
3. 252	Laron Profit	1995-99
4. 234	Steve Blake	1999-03
5. 202	D.J. Strawberry	2003-07

CAREER BLOCKED SHOTS

1. 339	Derrick Lewis	1984-88
2. 256	Terence Morris	1997-01
3. 239	Cedric Lewis	1987-91
4. 231	James Gist	2004-08
5. 230	Ekene Ibekwe	2003-07
14. 113	Julian Reese	2021-pr.
21. 90	Donta Scott	2019-pr.

SEASON RECORDS

500-POINT SEASONS

1. 776	Walt Williams (29 games)	1991-92
2. 743	Len Bias (32 games)	1985-86
3. 735	Juan Dixon (36 games)	2001-02
23. 564	John Lucas (28 games)	1973-74
24. 561	Lonny Baxter (36 games)	2000-01
25. 559	Albert King (31 games)	1980-81
26. 557	3 players tied	
29. 556	Melo Trimble (33 games)	2016-17
30. 553	Jahmir Young (35 games)	2022-23

SEASON SCORING AVERAGE

1. 26.8	Walt Williams (29 games)	1991-92
2. 23.3	Will Hetzel (26 games)	1968-69
3. 23.2	Len Bias (32 games)	1985-86
4. 22.1	Gene Shue (23 games)	1952-53
5. 21.8	Gene Shue (30 games)	1953-54

SEASON FIELD GOAL PERCENTAGE

Minimum 100 FGs

1. .647	Buck Williams (183-283)	1980-81
2. .643	Greg Manning (196-305)	1979-80
3. .632	Julian Reese (158-250)	2022-23
4. .631	Johnny Rhodes (197-312)	1995-96
5. .611	Charles Pittman (102-167)	1981-82
6. .608	Ben Coleman (194-319)	1983-84

SEASON 3-POINT FG MADE

1. 92	Juan Dixon (36 games)	2001-02
2. 91	Terrell Stoglin (32 games)	2011-12
3. 89	Walt Williams (29 games)	1991-92
4. 81	Mike Jones (34 games)	2006-07
5. 73	Kevin Hueter (32 games)	2017-18
73	Drew Nicholas (31 games)	2002-03

SINGLE-SEASON REBOUNDS

1. 412	Len Elmore (28 games)	1973-74
2. 388	Jordan Williams (33 games)	2010-11
3. 363	Buck Williams (31 games)	1980-81
4. 362	Joe Smith (34 games)	1994-95
362	Bruno Fernando (34 games)	2018-19

SEASON ASSISTS

Available since 1969-70

1. 286	Steve Blake	2001-02
2. 248	Steve Blake	2000-01
3. 231	Greivis Vasquez	2007-08
4. 221	Steve Blake	2002-03
221	Keith Gatlin	1984-85

50-STEAL SEASONS

Available since 1977-78; Minimum 50

1. 110	Johnny Rhodes	1995-96
2. 96	Juan Dixon	1999-00
3. 95	Steve Francis	1998-99
95	Juan Dixon	2000-01
5. 92	Juan Dixon	2001-02

SEASON BLOCKED SHOTS

Available since 1977-78

1. 143	Cedric Lewis	1990-91
2. 114	Derrick Lewis	1986-87
3. 99	Derrick Lewis	1984-85
4. 97	Joe Smith	1994-95
5. 93	Joe Smith	1993-94

GAME RECORDS

40-POINT GAMES

1. 44	Ernest Graham vs. NC State (12/20/78)
2. 43	Al Bunge vs. Yale (1/4/60)
3. 41	Greivis Vasquez at Virginia Tech (2/27/10 - 2ot)
	Len Bias at Duke (1/25/86)
	Gene Shue vs. Washington & Lee (2/12/53)

20-REBOUND GAMES

1. 26	Len Elmore at Wake Forest (2/27/74)
2. 24	Len Elmore vs. Kent State (1/2/73)
	Will Hetzel vs. West Virginia (12/4/68)
4. 23	Derrick Lewis at James Madison (1/28/87)
5. 22	Buck Williams vs. Louisville (12/13/80)
	Buck Williams at UNLV (12/4/78)
	Al Bunge vs. Georgetown (2/26/58)
	Bob Kessler vs. Georgetown (2/25/56)

SINGLE-GAME ASSISTS

1. 15	Greivis Vasquez vs. NC State (2/9/08)
15	Terrell Stokes vs. Western Carolina (11/14/98)
3. 14	Steve Blake vs. North Carolina (1/9/02)
14	Terrell Stokes vs. Towson State (11/30/96)
5. 13	Many times (last: Pe'Shon Howard vs. LIU Brooklyn (11/16/12))

SINGLE-GAME BLOCKED SHOTS

1. 12	Cedric Lewis at South Florida (1/20/91)
	Derrick Lewis at James Madison (1/28/87)
3. 10	Derrick Lewis vs. UMES (2/27/87)
	Derrick Lewis vs. UMBC (2/18/87)
	Derrick Lewis vs. Towson State (2/21/85)
	Derrick Lewis vs. Tennessee (11/24/84)

SINGLE-GAME STEALS

1. 9	Johnny Rhodes at North Carolina (2/7/96)
9	Johnny Rhodes vs. American (12/23/95)
3. 8	Juan Dixon vs. Florida State (1/26/02)
8	Juan Dixon vs. North Carolina (1/9/02)
8	Juan Dixon vs. Georgia Tech (1/6/01)
8	Terrell Stokes vs. S.C. State (12/27/98)

SINGLE-GAME FREE THROWS MADE

19	Diamond Stone vs. Penn State (12/30/15)	
Consecutive FT in Single Game		
15	Albert King vs. Boston University (2/11/80)	
Consecutive FT Over Multiple Games		
40	Juan Dixon	2000-01
39	Jahmir Young	2023-24

SINGLE-GAME 3-POINT FG MADE

9	Mike Jones vs. Missouri-Kansas City (12/13/06)
---	--

SINGLE-GAME FIELD GOALS

18	Ernest Graham vs. NC State (12/20/78)
Consecutive in Single Game	
10	Ryan Randle vs. Wagner (1/4/03)
	Lonny Baxter vs. North Texas (12/23/98)
	Keith Gatlin vs. Clemson (2/17/85)
	Barry Yates vs. Miami (12/29/70)
Consecutive Over Multiple Games	
16	Ryan Randle, three games in 2003 season, also a then-ACC Record

SCORING

A Player Scored 40 Points: Greivis Vasquez (41) at Virginia Tech, 2/27/2010.

A Player Scored 35 Points: *Jahmir Young (36) at Northwestern, 1/17/2024.*

A Player Scored 30 Points: *Jahmir Young (31) at Michigan State, 2/3/2024.*

A Player Scored 20 Points in a Half: *Jahmir Young (28, 2nd), at Northwestern, 1/17/24.*

A Player Scored At Least 30 Points in Back-to-Back Games: Nik Caner-Medley, 33 at Georgia Tech, 1/25/2006 and 30 at Temple, 1/28/2006.

Two Players Scored 30 points in the Same Game: Never

Two Players Scored 20 points in the Same Game: Jahmir Young (28) & Julian Reese (20), at #10 Illinois, 1/14/2024.

A Player Scored 20+ Points in 4 Consecutive Games: Jahmir Young (Dec. 19, 2023 - Jan. 7, 2024)

Same Two Players Scored 20 points in Back-to-Back Games: Lonny Baxter (32) and Juan Dixon (26) vs. Norfolk State, 3/23/2000; Lonny Baxter (21) and Juan Dixon (24) vs. Chicago State, 3/27/2000.

Three Players Scored 20 Points in the Same Game: Julian Reese (24), Hakim Hart (22), Jahmir Young (21) vs. Coppin State, 11/25/22.

Five Players Scored in Double Figures in a Game: Jahmir Young (18), Don Carey (13), Julian Reese (12), Donta Scott (11), Hakim Hart (10) vs. #21 Northwestern, 2/26/23

Six Players Scored in Double Figures in a Game: Julian Reese (15), Jahmir Young (13), DeShawn Harris-Smith (12), Jordan Geronimo (12), Jamie Kaiser, Jr. (12), Jahnathan Lamothe (10) vs. Alcorn State, 12/6/2023.

Seven Players Scored in Double Figures in a Game: Joe Smith (25), Johnny Rhodes (19), Sarunas Jasikevicius (18), Exree Hipp (16), Wayne Bristol (12), Keith Booth (11), Mario Lucas (10), Duane Simpkins (10) vs. Towson State, 12/23/1995.

Eight Players Scored in Double Figures in a Game: Joe Smith (25), Johnny Rhodes (19), Sarunas Jasikevicius (18), Exree Hipp (16), Wayne Bristol (12), Keith Booth (11), Mario Lucas (10), Duane Simpkins (10) vs. Towson State, 12/23/1995.

A Player had 20 points and 20 Rebounds in the Same Game: Joe Smith (31 pts, 21 rebs) vs. Texas, NCAA Second Round, 3/18/95. (Also had 7 blocks).

REBOUNDS

A Player Had 15 Rebounds: *Julian Reese (16) vs. Nebraska, 1/27/2024.*

A Player Had 16 Rebounds: *Julian Reese (16) vs. Nebraska, 1/27/2024.*

A Player Had 17 Rebounds: Jalen Smith (19) vs. Northwestern, 2/18/2020.

A Player Had 18 Rebounds: Jalen Smith (19) vs. Northwestern, 2/18/2020.

A Player Had 19 Rebounds: Jalen Smith (19) vs. Northwestern, 2/18/2020.

A Player Had 20 Rebounds: Joe Smith (21) vs. Texas, 3/18/1995.

A Player Had 25 Rebounds: Len Elmore (26) at Wake Forest, 2/27/1974.

A Guard Had 10 Rebounds: Jahmir Young (11) vs. No. 24 Ohio State, 1/8/2023.

Two Players Had Double-Figure Rebounds in the Same Game: Julian Reese (13) and Jahmir Young (11) vs. Nicholls, 12/19/2023.

Three Players Had Double-Figure Rebounds in the Same Game: Laron Profit (12), Keith Booth (11), Obinna Ekezie (10) vs. Chicago State, 12/2/1996.

DOUBLE-DOUBLES/TRIPLE-DOUBLES

A Player Had a Double/Double in Points and Rebounds: *Donta Scott (13 points, 10 rebounds) at Michigan State (2/3/24).*

A Guard Had a Double/Double in Points and Rebounds: *Jahmir Young (23 points, 11 rebounds) vs. Nicholls (12/19/23).*

A Player Had a Double/Double in Points and Assists: Anthony Cowan Jr. (13 points, 10 assists) vs. Nebraska, 2/11/20.

Two Players Had Double/Doubles in Points and Rebounds in the Same Game: Jalen Smith (12 pts, 10 rbs) and Donta Scott (10 pts, 10 rbs) vs. Nebraska, 2/11/20.

Three Players Had Double/Doubles in the Same Game: Jalen Smith (16 pts, 13 rebs), Donta Scott (10 pts, 10 rebs) and Anthony Cowan Jr. (13 pts, 10 asts) vs. Nebraska, 2/11/2020.

A Player Had A Double/Double In The First Half: *Julian Reese (12 points, 10 reb) vs. Rider (11/28/23 - Finished with 22 points, 12 rebounds)*

A Player Had Back-to-Back Double/Doubles: *Julian Reese (2), 1/11/24 - 1/14/24.*

A Player Had 3 Double/Doubles in a Row: *Julian Reese (3), 12/21/23 - 11/28/23.*

A Player Had 4 Double/Doubles in a Row: Julian Reese (4), 2/19/23 - 2/26/23.

A Player Had 5 Double/Doubles in a Row: Jalen Smith (9), 1/18/20 - 2/18/20.

A Player Had 6 Double/Doubles in a Row: Jalen Smith (9), 1/18/20 - 2/18/20.

A Player Had 7 Double /Doubles in a Row: Jalen Smith (9), 1/18/20 - 2/18/20.

A Player Had 8 Double /Doubles in a Row: Jalen Smith (9), 1/18/20 - 2/18/20.

A Player Had 9 Double /Doubles in a Row: Jalen Smith (9), 1/18/20 - 2/18/20.

ALL-TIME TRIPLE/DOUBLES:

Greivis Vasquez vs. North Carolina (35 points, 11 rebounds, 10 assists), 2/21/2009

Derrick Lewis vs. UMBC (32 points, 10 rebounds, 10 blocked shots), 2/17/1987

Derrick Lewis vs. James Madison (29 points, 23 rebounds, 12 blocked shots), 1/28/1987

ASSISTS

A Player Had 10 Assists in a Game: Anthony Cowan Jr. vs. Nebraska, 2/11/2020.

A Player Had 11 Assists in a Game: Melo Trimble (12) at North Carolina, 12/1/2015.

A Player Had 12 Assists in a Game: Melo Trimble (12) at North Carolina, 12/1/2015.

A Player Had 13 Assists in a Game: Pe'Shon Howard (13) vs. LIU Brooklyn, 11/16/2012.

A Player Had 14 Assists in a Game: Greivis Vasquez (15) vs. NC State, 2/9/2008.

A Player Had 15 Assists in a Game: Greivis Vasquez (15) vs. NC State, 2/9/2008.

BLOCKS

A Player Had 5 Blocks in a Game: *Julian Reese (5) at Iowa (1/24/2024).*

A Player Had 6 Blocks in a Game: *Julian Reese (6) vs. Nicholls (12/19/2023).*

A Player Had 7 Blocks in a Game: Diamond Stone (8) at Nebraska (2/3/2016).

A Player Had 8 Blocks in a Game: Diamond Stone (8) at Nebraska (2/3/2016).

A Player Had 10 Blocks in a Game: Derrick Lewis (10) vs. UMES, 2/27/1987.

A Player Had 12 Blocks in a Game: Cedric Lewis (12) vs. South Florida, 1/20/1991.

STEALS

A Player Had 5 Steals in a Game: Ian Martinez (5) vs. Niagara, 11/7/2022.

A Player Had 6 Steals in a Game: Jahmir Young (6) vs. Nebraska, 1/28/2023.

A Player Had 7 Steals in a Game: Chris McCray (7) vs. Wagner, 1/4/2003.

A Player Had 8 Steals in a Game: Juan Dixon (8) vs. Florida State, 1/26/2002.

A Player Had 9 Steals in a Game: Johnny Rhodes (9) at North Carolina, 2/7/1996.

MISCELLANEOUS

A Player Topped the Team in Scoring, Rebounding and Assists for a Game: *Jahmir Young (37 points, 7 rebounds, 3 assists at UCLA, 12/22/23).*

A Player Hit a Shot with <5 seconds left to Win a Game: *Jahmir Young with a driving lay-up at Iowa with 1.5 seconds remaining (8 pts in last 90 seconds), 1/24/24.*

A Player Hit Last-Second Free Throws to Win a Game: Ian Martinez vs. Hofstra (11/19/21) hit two free throws with 4 seconds remaining to clinch a 69-67 win

An Opposing Player Hit a Last-Second Shot to Win a Game: Malik Hall (MSU) hit a gamewinning lay-up with 2 seconds left for a 65-63 win, 2/1/2022.

Player Played Every Minute of a Game: *Jahmir Young vs. #10 Illinois (1/14/24)*

Three True Freshmen Started A Game: Eric Ayala, Aaron Wiggins and Jalen Smith, 11/9/18 vs. Navy

TEAM

Maryland Ranked No. 1 in AP Top-25: Never.

Maryland Ranked No. 1 in Coaches Top-25: April 2, 2002

Maryland Defeated A No. 1-Ranked Opponent: 2/16/2013 at Comcast Center - Maryland 83, [2/1] Duke 81.

Maryland Defeated A Top-5 Ranked Opponent: 2/16/23 at XFINITY Center - Maryland 68, #3 Purdue 54

Maryland Defeated Back-to-Back Ranked Opponents at Home: 1/2/19 at XFINITY Center - Maryland 74, #24 Nebraska 72 and 1/11/19 at XFINITY Center - Maryland 78, #22 IU 75

Last Overtime Game: 12/6/23 - Maryland 81, Penn State 75 (OT)

Last Overtime Victory at Home: 12/6/23 - Maryland 81, Penn State 75 (OT)

Last Overtime Victory on the Road: 1/12/22 - Maryland 94, Northwestern 87 (2OT)

Maryland Scored 100 Points or more: 12/6/23 - Maryland 105, Alcorn State 65

Maryland Had A Run of 20 Points: 11/29/20 - 21 pts - Maryland 79, Mount St. Mary's 61

Maryland Had A Run of 25 Points: 11/13/13 - 29 pts - at Maryland 67, ACU 44

Maryland Erased a 15-Point Deficit to Win: at Minnesota - trailed 47-30 with 0:43 left in the first half, 2/26/20

Maryland Erased a 16-Point Deficit to Win: at Minnesota - trailed 47-30 with 0:43 left in the first half, 2/26/20

Maryland Erased a 17-Point Deficit to Win: at Minnesota - trailed 47-30 with 0:43 left in the first half, 2/26/20

Maryland Erased a 18-Point Deficit to Win: vs. NC State (3/13/04, ACC Tournament)

Maryland Erased a 19-Point Deficit to Win: vs. NC State (3/13/04, ACC Tournament)

Maryland Erased a 20-Point Deficit to Win: vs. NC State (3/13/04, ACC Tournament)

Maryland Erased a 21-Point Deficit to Win: vs. NC State (3/13/04, ACC Tournament)

Maryland Erased a 22-Point Deficit to Win: at North Carolina, 1/8/97

Items in **BOLD** occurred in 2023-24

2023-24 STARTING LINEUPS

Date	Opponent	Score	Starters	FG	%	3FG	%	FT	%	reb	a	stl	to	a/to	pts	pt%
11-07-23	Mount St. Mary's	W 68-53	01 YOUNG,J 05 HARRIS-SMITH,D 10 REESE,J 22 GERONIMO,J 24 SCOTT,D	20-37	54	1-8	13	12-20	60	24	6	6	12	0.5	53	77.9
11-10-23	vs. Davidson	L 61-64	01 YOUNG,J 05 HARRIS-SMITH,D 10 REESE,J 22 GERONIMO,J 24 SCOTT,D	17-43	40	3-12	25	13-18	72	27	12	5	11	1.1	50	82.0
11-12-23	vs. UAB	L 63-66	01 YOUNG,J 05 HARRIS-SMITH,D 10 REESE,J 11 BATCHELOR 24 SCOTT,D	15-41	37	4-14	29	11-14	79	24	9	4	12	0.8	45	71.4
11-17-23	at Villanova	L 40-57	01 YOUNG,J 05 HARRIS-SMITH,D 10 REESE,J 12 KAISER, 24 SCOTT,D	8-33	24	5-17	29	7-12	58	11	6	7	7	0.9	28	70.0
11-21-23	UMBC	W 92-68	01 YOUNG,J 05 HARRIS-SMITH,D 10 REESE,J 22 GERONIMO,J 24 SCOTT,D	23-46	50	4-12	33	20-31	65	35	6	8	9	0.7	70	76.1
11-25-23	South Alabama	W 68-55	01 YOUNG,J 05 HARRIS-SMITH,D 10 REESE,J 22 GERONIMO,J 24 SCOTT,D	24-50	48	5-24	21	15-20	75	34	13	5	13	1.0	68	100.0
11-28-23	Rider	W 103-76	01 YOUNG,J 05 HARRIS-SMITH,D 10 REESE,J 22 GERONIMO,J 24 SCOTT,D	22-37	59	4-10	40	26-36	72	24	12	10	5	2.4	74	71.8
12-01-23	at Indiana	L 53-65	01 YOUNG,J 05 HARRIS-SMITH,D 10 REESE,J 22 GERONIMO,J 24 SCOTT,D	16-47	34	2-13	15	11-16	69	21	5	7	8	0.6	45	84.9
12-06-23	Penn St.	Wot 81-75	01 YOUNG,J 05 HARRIS-SMITH,D 10 REESE,J 22 GERONIMO,J 24 SCOTT,D	20-55	36	2-15	13	25-33	76	45	9	3	13	0.7	67	82.7
12-12-23	Alcorn	W 105-65	01 YOUNG,J 05 HARRIS-SMITH,D 10 REESE,J 22 GERONIMO,J 24 SCOTT,D	15-32	47	5-13	38	24-29	83	16	14	4	6	2.3	59	56.2
12-19-23	Nicholls	W 73-67	01 YOUNG,J 05 HARRIS-SMITH,D 10 REESE,J 22 GERONIMO,J 24 SCOTT,D	18-50	36	7-20	35	17-27	63	36	8	3	5	1.6	60	82.2
12-22-23	at UCLA	W 69-60	01 YOUNG,J 05 HARRIS-SMITH,D 10 REESE,J 22 GERONIMO,J 24 SCOTT,D	20-41	49	8-18	44	21-30	70	25	6	4	8	0.8	69	100.0
12-28-23	Coppin St.	W 75-53	02 LONG,J 05 HARRIS-SMITH,D 10 REESE,J 22 GERONIMO,J 24 SCOTT,D	23-40	57	5-12	42	10-16	63	28	14	4	9	1.6	61	81.3
01-02-24	Purdue	L 53-67	01 YOUNG,J 05 HARRIS-SMITH,D 10 REESE,J 22 GERONIMO,J 24 SCOTT,D	18-50	36	3-14	21	6-11	55	26	2	6	7	0.3	45	84.9
01-07-24	at Minnesota	L 62-65	01 YOUNG,J 05 HARRIS-SMITH,D 10 REESE,J 22 GERONIMO,J 24 SCOTT,D	17-42	40	3-8	38	18-22	82	28	10	4	13	0.8	55	88.7
01-11-24	Michigan	W 64-57	01 YOUNG,J 05 HARRIS-SMITH,D 10 REESE,J 22 GERONIMO,J 24 SCOTT,D	18-40	45	5-14	36	17-23	74	28	11	6	7	1.6	58	90.6
01-14-24	at Illinois	W 76-67	01 YOUNG,J 05 HARRIS-SMITH,D 10 REESE,J 22 GERONIMO,J 24 SCOTT,D	28-61	46	3-14	21	12-17	71	30	13	4	6	2.2	71	93.4
01-17-24	at Northwestern	L 69-72	01 YOUNG,J 05 HARRIS-SMITH,D 10 REESE,J 22 GERONIMO,J 24 SCOTT,D	25-44	57	6-14	43	13-16	81	24	8	3	10	0.8	69	100.0
01-21-24	Michigan St.	L 59-61	01 YOUNG,J 05 HARRIS-SMITH,D 10 REESE,J 22 GERONIMO,J 24 SCOTT,D	18-42	43	5-16	31	9-11	82	29	8	4	16	0.5	50	84.7
01-24-24	at Iowa	W 69-67	01 YOUNG,J 05 HARRIS-SMITH,D 10 REESE,J 22 GERONIMO,J 24 SCOTT,D	22-42	52	5-9	56	14-18	78	23	7	4	10	0.7	63	91.3
01-27-24	Nebraska	W 73-51	01 YOUNG,J 05 HARRIS-SMITH,D 10 REESE,J 22 GERONIMO,J 24 SCOTT,D	18-50	36	4-17	24	8-11	73	38	14	9	6	2.3	48	65.8
02-03-24	at Michigan St.	L 54-63	01 YOUNG,J 05 HARRIS-SMITH,D 10 REESE,J 22 GERONIMO,J 24 SCOTT,D	17-52	33	7-27	26	11-11	100	23	6	4	9	0.7	52	96.3
Starter Averages				19-44	43	4-15	30	15-20	72	27.2	9.0	5.2	9.2	1.0	57.3	82.4
Bench Averages				4-12	34	2-7	28	2-3	64	9.4	1.9	1.9	2.8	0.7	12.3	17.6

Starting Lineup Used

				Games	Record
01 YOUNG,J	05 HARRIS-SMITH,D	10 REESE,J	22 GERONIMO,J	24 SCOTT,D	19 12-7
02 LONG,J	05 HARRIS-SMITH,D	10 REESE,J	22 GERONIMO,J	24 SCOTT,D	1 1-0
01 YOUNG,J	05 HARRIS-SMITH,D	10 REESE,J	11 BATCHELOR,N	24 SCOTT,D	1 0-1
01 YOUNG,J	05 HARRIS-SMITH,D	10 REESE,J	12 KAISER,	24 SCOTT,D	1 0-1

INDIVIDUAL

LED MARYLAND IN SCORING

(includes ties)	Overall	B1G
Jahmir Young	15	9
Julian Reese	7	1
Donta Scott	2	1

LED MARYLAND IN REBOUNDING

	Overall	B1G
Julian Reese	19	10
Donta Scott	3	2
Jahmir Young	1	-

LED MARYLAND IN ASSISTS

	Overall	B1G
Jahmir Young	15	7
DeShawn Harris-Smith	5	2
Jahari Long	3	2
Julian Reese	2	2
Jahnathan Lamothe	1	-

LED MARYLAND IN BLOCKS

	Overall	B1G
Julian Reese	15	5
Jordan Geronimo	9	6
Jamie Kaiser, Jr.	1	1
Donta Scott	1	-
Caelum Swanton-Rodger	1	1
Jahmir Young	1	-

LED MARYLAND IN STEALS

	Overall	B1G
Julian Reese	7	4
Jahmir Young	7	4
Jordan Geronimo	7	4
Jamie Kaiser, Jr.	5	4
Jahari Long	5	1
DeShawn Harris-Smith	4	1
Donta Scott	4	2
Jahnathan Lamothe	1	-

Double-figure scoring gms — Young 20, Reese 17, Scott 12,
Harris-Smith 5, Geronimo 4, Kaiser 3, Lamothe 1, Long 2

20-point scoring games — Young 12, Reese 3, Scott 1

30-point scoring games — Young 3

Double-figure rebounding games — Reese 11, Scott 2, Young 1

Double-figure assists games — n/a

DOUBLE-DOUBLES

Player	Statistics	Opponent
Julian Reese	16 pts, 11 reb	vs. Davidson
Julian Reese	15 pts, 13 reb	vs. UMBC
Julian Reese	19 pts, 15 reb	vs. South Alabama
Julian Reese	22 pts, 12 reb	vs. Rider
Julian Reese	24 pts, 15 reb	vs. Penn State
Jahmir Young	23 pts, 11 reb	vs. Nicholls
Julian Reese	18 pts, 10 reb	vs. Coppin State
Julian Reese	14 pts, 13 reb	vs. Michigan
Julian Reese	20 pts, 11 reb	at #10 Illinois
Julian Reese	10 pts, 12 reb	vs. Michigan State
Julian Reese	15 pts, 16 reb	vs. Nebraska
Donta Scott	13 pts, 10 reb	at Michigan State

TERP TENDENCIES & STREAKS

Maryland's Record	Overall	Strk.	Streak Started
Overall Record	13-9	L1	at Michigan St, 2/3/24
Home	10-2	W1	Nebraska, 1/27/24
Road	3-5	L1	at Michigan St, 2/3/24
Neutral	0-2	L3	vs. Alabama, 3/18/23
Leading at the half	9-2	W1	Nebraska, 1/27/24
Trailing at the half	4-7	L1	at Michigan St, 2/3/24
Leading with 5:00 to play	11-0	W11	Nebraska, 1/27/24
Trailing with 5:00 to play	1-9	L1	at Michigan St, 2/3/24
In overtime	1-0	W1	Penn State, 12/6/23
In double overtime	0-0	W1	at Northwestern, 1/12/22
Shooting .500 or better	2-1	L1	at Northwestern, 1/17/24
Shooting .451-.499	5-0	W5	Mt. St. Mary's, 11/7/23
Shooting .400-.450	4-1	W1	Nebraska, 1/27/24
Shooting below .400	2-7	L3	#1 Purdue, 1/2/24
Opp. shooting .500 or better	0-0	L1	vs. Indiana, 3/10/23
Opp. shooting .451-.499	0-2	L4	Ohio State, 3/1/23
Opp. shooting .400-.450	2-7	L1	at Michigan St, 2/3/24
Opp. shooting below .400	11-0	W11	Nebraska, 1/27/24
Higher FG% than opp.	11-1	W2	at Iowa, 1/24/24
Lower FG% than opp.	2-7	L3	#1 Purdue, 1/2/24
More 3-point FGs	9-4	L1	at Michigan St, 2/3/24
Fewer 3-point FGs	3-5	W1	at #10 Illinois, 1/14/24
Making more free throws	10-3	L1	at Michigan St, 2/3/24
Making fewer free throws	3-6	W1	at Iowa, 1/24/24
Outrebounding opponent	9-4	W1	Nebraska, 1/27/24
Outrebounded by opp.	3-5	L1	at Michigan St, 2/3/24
More turnovers than opp.	4-5	L3	at Northwestern, 1/17/24
Fewer turnovers than opp.	7-4	W2	at #10 Illinois, 1/14/24
Scoring more bench pts.	6-2	W2	Michigan, 1/11/24
Scoring fewer bench pts.	7-6	L1	at Michigan St, 2/3/24

Maryland's Record	Overall	Strk.	Streak Started
Games decided by <3	1-5	W1	at Iowa, 1/24/24
Games decided by 4-8	3-1	W1	Michigan, 1/11/24
Games decided by 9-12	2-2	L1	at Michigan St, 2/3/24
Games decided by 13-19	2-2	L1	#1 Purdue, 1/2/24
Games decided by 20+	5-0	W5	UMBC, 11/21/23
vs. Top-10 opponent	1-1	W1	at #10 Illinois, 1/14/24
vs. Top-25 opponent	1-2	W1	at #10 Illinois, 1/14/24
vs. Unranked opponent	12-7	L1	at Michigan St, 2/3/24
Player scores 30+ pts.	1-2	L2	at Northwestern, 1/17/24
Player scores 20+ pts.	8-4	W1	at Iowa, 1/24/24
Terps score under 60 pts.	0-5	L21	at Clemson, 12/9/20
Terps score 60-69 pts.	5-4	W1	at Iowa, 1/24/24
Terps score 70-79 pts.	4-0	W14	vs. Michigan St, 3/10/22
Terps score 80-89 pts.	1-0	W8	Iowa, 2/10/22
Terps score 90-99 pts.	1-0	W27	at UNC, 2/3/09
Terps score 80+ pts.	3-0	W13	Iowa, 2/10/22
Terps score 90+ pts.	3-0	W37	at UNC, 2/3/09
Terps score 100+ pts.	2-0	W54	Duke, 2/10/90
Opp. player scores 30+ pts.	0-0	L1	at Michigan, 1/1/23
Opp. player scores 20+ pts.	4-3	W1	at Iowa, 1/24/24
Opp. score under 60 pts.	5-1	W4	S. Alabama, 11/25/23
Opp. score 60-69 pts.	6-7	L1	at Michigan St, 2/3/24
Opp. score 70-79 pts.	2-1	L1	at Northwestern, 1/17/24
Opp. score 80-89 pts.	0-0	L5	at Michigan, 1/18/22
Opp. score 90-99 pts.	0-0	L3	at Michigan St, 1/4/18
Opp. score 100+ pts.	0-0	L1	Iowa, 2/10/22
In November	4-3	W3	Rider, 11/28/23
In December	5-1	W5	Penn State, 12/6/23
In January	4-4	W2	at Iowa, 1/24/24
In February	0-1	L1	at Michigan St, 2/3/24
In March	0-0	L1	vs. Alabama, 3/18/23

MARYLAND'S LARGEST

LEAD

Overall: 40 (2nd-00:24, 105-65, vs. Alcorn State, 12/6/23)

B1G: 25 (2:21, 73-48, vs. Nebraska, 1/27/24)

DEFICIT

Overall: 32 (2nd-13:31, 49-17, at Villanova, 11/17/23)

B1G: 23 (2nd-11:24, 58-35, at Indiana, 12/1/23)

DEFICIT IN VICTORY

Overall: 11 (1st-10:15, 20-9, vs. Penn State, 12/6/23)

B1G: 12 (2nd-19:12, 33-21, vs. Michigan, 1/11/24)

MARGIN OF VICTORY

Overall: 40 (105-65) vs. Alcorn State, 12/6/23

B1G: 22 (73-51) vs. Nebraska, 1/27/24

MARGIN OF DEFEAT

Overall: 17 (57-40) at Villanova, 11/17/23

B1G: 14 (67-53) vs. #1 Purdue, 1/2/24

HALFTIME LEAD

Overall: 33 vs. UMBC, 11/21/23

B1G: 17 vs. Nebraska, 1/27/24

HALFTIME DEFICIT

Overall: 24 at Villanova, 11/17/23

B1G: 13 (32-19) vs. #1 Purdue, 1/2/24

HOME CROWD

Overall: 15,481 vs. Nebraska, 1/27/24

B1G: 15,481 vs. Nebraska, 1/27/24

ROAD CROWD

Overall: 17,222 at Indiana, 12/1/23

B1G: 17,222 at Indiana, 12/1/23

NEUTRAL CROWD

Overall: 3,114 vs. Davidson, 11/10/23



2023-24 Maryland Men's Basketball Combined Team Statistics All games

Page 1/1
as of Feb 04, 2024

Game Records

Record	Overall	Home	Away	Neutral
ALL GAMES	13-9	10-2	3-5	0-2
CONFERENCE	5-6	3-2	2-4	0-0
NON-CONFERENCE	8-3	7-0	1-1	0-2

Score by Periods

Team	1st	2nd	OT	TOT
Maryland	727	793	10	1530
Opponents	662	728	4	1394

Team Box Score

No. Player					Total		3-Point		F-Throw		Rebounds											
		GP-GS	MIN	AVG	FG-FGA	FG%	3FG-3FGA	3FG%	FT-FTA	FT%	OFF	DEF	TOT	AVG	PF	DQ	A	TO	BLK	STL	PTS	AVG
1	YOUNG, Jahmir	21-21	730:46	34.8	138-321	.430	42-121	.347	120-133	.902	24	72	96	4.6	27	0	85	62	8	31	438	20.9
10	REESE, Julian	22-22	675:39	30.7	98-191	.513	0-0	.000	92-157	.586	71	143	214	9.7	63	3	26	44	48	27	288	13.1
24	SCOTT, Donta	22-22	649:18	29.5	83-203	.409	37-104	.356	42-52	.808	32	77	109	5.0	39	0	23	27	10	14	245	11.1
5	HARRIS-SMITH, DeShawn	22-22	627:41	28.5	51-147	.347	9-56	.161	38-62	.613	25	69	94	4.3	54	1	49	42	4	21	149	6.8
22	GERONIMO, Jordan	22-20	532:15	24.2	48-109	.440	6-36	.167	29-41	.707	42	46	88	4.0	63	3	12	22	31	19	131	6.0
2	LONG, Jahari	20-1	387:34	19.4	36-82	.439	17-47	.362	14-20	.700	6	21	27	1.4	34	0	33	21	3	16	103	5.2
12	KAISER, JR., Jamie	22-1	398:12	18.1	26-106	.245	20-79	.253	14-19	.737	19	32	51	2.3	37	2	5	10	2	19	86	3.9
35	SWANTON-RODGER, Caelum	20-0	126:56	6.3	14-21	.667	0-0	.000	6-16	.375	13	15	28	1.4	36	2	1	8	9	3	34	1.7
11	BATCHELOR, Noah	20-1	144:19	7.2	10-31	.323	9-28	.321	5-5	1.000	1	5	6	0.3	11	0	0	7	1	0	34	1.7
0	LAMOTHE, Jahnathan	9-0	88:34	9.8	4-13	.308	2-9	.222	2-4	.500	2	7	9	1.0	7	0	4	7	1	4	12	1.3
40	MURPHY, Ben	4-0	08:58	2.2	1-5	.200	0-2	.000	2-2	1.000	1	0	1	0.3	0	0	1	0	0	1	4	1.0
14	TRAORE, Mady	7-0	48:39	7.0	2-9	.222	0-2	.000	0-0	.000	2	3	5	0.7	6	0	1	1	1	0	4	0.6
30	SOTELL, Lukas	4-0	06:07	1.5	1-1	1.000	0-0	.000	0-0	.000	0	1	1	0.3	2	0	0	0	0	0	2	0.5
Team											32	44	76					13				
Total		22	4425		512-1239	.413	142-484	.293	364-511	.712	270	535	805	36.6	379	11	240	264	118	155	1530	69.5
Opponents		22	4425		494-1217	.406	120-354	.339	286-389	.735	233	527	760	34.5	419	14	239	290	73	136	1394	63.4

Team Statistics

	MD	OPP
Scoring	1530	1394
Points per game	69.5	63.4
Scoring margin	+6.2	-
Field goals-att	512-1239	494-1217
Field goal pct	.413	.406
3 point fg-att	142-484	120-354
3-point FG pct	.293	.339
3-pt FG made per game	6.5	5.5
Free throws-att	364-511	286-389
Free throw pct	.712	.735
F-Throws made per game	16.5	13.0
Rebounds	805	760
Rebounds per game	36.6	34.5
Rebounding margin	+2.0	-
Assists	240	239
Assists per game	10.9	10.9
Turnovers	264	290
Turnovers per game	12.0	13.2
Turnover margin	+1.2	-
Assist/turnover ratio	0.9	0.8
Steals	155	136
Steals per game	7.0	6.2
Blocks	118	73
Blocks per game	5.4	3.3
Winning streak	0	-
Home win streak	1	-
Attendance	154078	83886
Home games-Avg/Game	12-12840	8-10486
Neutral site-Avg/Game	-	2-2311

Team Results

Date	Opponent		Score	Att.
11/07/2023	Mount St. Mary's	W	68-53	14044
11/10/2023	vs Davidson	L	61-64	3114
11/12/2023	vs UAB	L	63-66	1507
11/17/2023	at Villanova	L	40-57	6501
11/21/2023	UMBC	W	92-68	13146
11/25/2023	South Alabama	W	68-55	12358
11/28/2023	Rider	W	103-76	10432
12/01/2023	at Indiana	L	53-65	17222
12/06/2023	Penn St.	Wot	81-75	15290
12/12/2023	Alcorn	W	105-65	10008
12/19/2023	Nicholls	W	73-67	11004
12/22/2023	at UCLA	W	69-60	7065
12/28/2023	Coppin St.	W	75-53	10891
01/02/2024	Purdue	L	53-67	14314
01/07/2024	at Minnesota	L	62-65	8583
01/11/2024	Michigan	W	64-57	12007
01/14/2024	at Illinois	W	76-67	15544
01/17/2024	at Northwestern	L	69-72	5642
01/21/2024	Michigan St.	L	59-61	15103
01/24/2024	at Iowa	W	69-67	8532
01/27/2024	Nebraska	W	73-51	15481
02/03/2024	at Michigan St.	L	54-63	14797



2023-24 Maryland Men's Basketball Combined Team Statistics In Conference games

Page 1/1
as of Feb 04, 2024

Game Records

Record	Overall	Home	Away	Neutral
ALL GAMES	5-6	3-2	2-4	0-0
CONFERENCE	5-6	3-2	2-4	0-0
NON-CONFERENCE	0-0	0-0	0-0	0-0

Score by Periods

Team	1st	2nd	OT	TOT
Maryland	321	382	10	713
Opponents	364	342	4	710

Team Box Score

No.	Player				Total		3-Point			F-Throw		Rebounds													
		GP-GS	MIN	AVG	FG-FGA	FG%	3FG-3FGA	3FG%	FT-FTA	FT%	OFF	DEF	TOT	AVG	PF	DQ	A	TO	BLK	STL	PTS	AVG			
1	YOUNG, Jahmir	11-11	407:45	37.1	83-194	.428	20-64	.313	68-75	.907	16	40	56	5.1	10	0	41	31	3	16	254	23.1			
10	REESE, Julian	11-11	362:25	32.9	49-96	.510	0-0	.000	42-69	.609	35	76	111	10.1	33	1	19	26	19	17	140	12.7			
24	SCOTT, Donta	11-11	350:08	31.8	43-112	.384	18-53	.340	18-23	.783	15	43	58	5.3	26	0	13	20	7	8	122	11.1			
5	HARRIS-SMITH, DeShawn	11-11	320:41	29.2	22-65	.338	3-24	.125	13-17	.765	10	32	42	3.8	33	1	17	17	1	4	60	5.5			
2	LONG, Jahari	9-0	165:45	18.4	15-32	.469	9-18	.500	3-7	.429	0	6	6	0.7	13	0	14	11	2	2	42	4.7			
22	GERONIMO, Jordan	11-11	292:31	26.6	20-58	.345	4-20	.200	3-5	.600	24	24	48	4.4	30	0	3	11	20	9	47	4.3			
12	KAISER, JR., Jamie	11-0	210:46	19.2	12-51	.235	11-38	.289	8-10	.800	12	21	33	3.0	23	2	3	7	2	11	43	3.9			
11	BATCHELOR, Noah	10-0	45:46	4.6	1-6	.167	1-5	.200	0-0	.000	0	0	0	0.0	4	0	0	1	1	0	3	0.3			
35	SWANTON-RODGER, Caelum	11-0	49:12	4.5	1-2	.500	0-0	.000	0-1	.000	3	1	4	0.4	13	0	1	5	4	0	2	0.2			
14	TRAORE, Mady	2-0	02:23	1.2	0-1	.000	0-0	.000	0-0	.000	0	0	0	0.0	1	0	0	1	0	0	0	0.0			
0	LAMOTHE, Jahnathan	3-0	17:38	5.9	0-1	.000	0-1	.000	0-0	.000	0	2	2	0.7	2	0	0	3	0	0	0	0.0			
Team											15	22	37					6							
Total		11	2225		246-618	.398	66-223	.296	155-207	.749	130	267	397	36.1	188	4	111	139	59	67	713	64.8			
Opponents		11	2225		251-608	.413	67-200	.335	141-190	.742	109	264	373	33.9	183	6	140	129	40	74	710	64.5			

Team Statistics

	MD	OPP
Scoring	713	710
Points per game	64.8	64.5
Scoring margin	+0.3	-
Field goals-att	246-618	251-608
Field goal pct	.398	.413
3 point fg-att	66-223	67-200
3-point FG pct	.296	.335
3-pt FG made per game	6.0	6.1
Free throws-att	155-207	141-190
Free throw pct	.749	.742
F-Throws made per game	14.1	12.8
Rebounds	397	373
Rebounds per game	36.1	33.9
Rebounding margin	+2.2	-
Assists	111	140
Assists per game	10.1	12.7
Turnovers	139	129
Turnovers per game	12.6	11.7
Turnover margin	-0.9	-
Assist/turnover ratio	0.8	1.1
Steals	67	74
Steals per game	6.1	6.7
Blocks	59	40
Blocks per game	5.4	3.6
Winning streak	0	-
Home win streak	1	-
Attendance	72195	70320
Home games-Avg/Game	5-14439	6-11720
Neutral site-Avg/Game	-	0-0

Team Results

Date	Opponent		Score	Att.
12/01/2023	at Indiana	L	53-65	17222
12/06/2023	Penn St.	Wot	81-75	15290
01/02/2024	Purdue	L	53-67	14314
01/07/2024	at Minnesota	L	62-65	8583
01/11/2024	Michigan	W	64-57	12007
01/14/2024	at Illinois	W	76-67	15544
01/17/2024	at Northwestern	L	69-72	5642
01/21/2024	Michigan St.	L	59-61	15103
01/24/2024	at Iowa	W	69-67	8532
01/27/2024	Nebraska	W	73-51	15481
02/03/2024	at Michigan St.	L	54-63	14797

2023-24 STATISTICS



2023-24 Maryland Men's Basketball Team High/Low Analysis All games

as

Maryland - Game Highs

POINTS	105	Alcorn (12/12/2023)
	103	Rider (11/28/2023)
	92	UMBC (11/21/2023)
	81	Penn St. (12/06/2023)
	76	at Illinois (01/14/2024)
FIELD GOALS MADE	33	Rider (11/28/2023)
	31	UMBC (11/21/2023)
FIELD GOAL ATTEMPTS	68	UMBC (11/21/2023)
	67	Penn St. (12/06/2023)
FIELD GOAL PERCENTAGE	.579 (33-57)	Rider (11/28/2023)
	.526 (30-57)	Alcorn (12/12/2023)
3 PT FG MADE	14	Alcorn (12/12/2023)
	11	Nebraska (01/27/2024)
3 PT FG ATTEMPTS	31	South Alabama (11/25/2023)
	30	at Michigan St. (02/03/2024)
	30	Alcorn (12/12/2023)
3 PT FG PERCENTAGE	.467 (14-30)	Alcorn (12/12/2023)
	.467 (7-15)	at Iowa (01/24/2024)
FREE THROWS MADE	31	Alcorn (12/12/2023)
	30	Penn St. (12/06/2023)
FREE THROW ATTEMPTS	45	Rider (11/28/2023)
	40	Alcorn (12/12/2023)
FREE THROW PERCENTAGE	1.000 (13-13)	at Michigan St. (02/03/2024)
	.833 (20-24)	at Minnesota (01/07/2024)
REBOUNDS	53	Penn St. (12/06/2023)
	46	Nicholls (12/19/2023)
	46	UMBC (11/21/2023)
ASSISTS	20	Alcorn (12/12/2023)
	17	Rider (11/28/2023)
STEALS	12	UMBC (11/21/2023)
	11	Nebraska (01/27/2024)
	11	Rider (11/28/2023)
	11	at Villanova (11/17/2023)
BLOCKED SHOTS	13	Nicholls (12/19/2023)
	8	at Iowa (01/24/2024)
TURNOVERS	18	Michigan St. (01/21/2024)
	17	at Minnesota (01/07/2024)
FOULS	29	at UCLA (12/22/2023)
	22	Penn St. (12/06/2023)

Maryland - Game Lows

POINTS	40	at Villanova (11/17/2023)
	53	Purdue (01/02/2024)
	53	at Indiana (12/01/2023)
	54	at Michigan St. (02/03/2024)
	59	Michigan St. (01/21/2024)
FIELD GOALS MADE	12	at Villanova (11/17/2023)
	17	at Michigan St. (02/03/2024)
FIELD GOAL ATTEMPTS	48	at Northwestern (01/17/2024)
	48	at UCLA (12/22/2023)
FIELD GOAL PERCENTAGE	.240 (12-50)	at Villanova (11/17/2023)
	.309 (17-55)	at Michigan St. (02/03/2024)
3 PT FG MADE	2	at Indiana (12/01/2023)
	3	Mount St. Mary's (11/07/2023)
3 PT FG ATTEMPTS	12	at Minnesota (01/07/2024)
	15	at Iowa (01/24/2024)
3 PT FG PERCENTAGE	.125 (2-16)	at Indiana (12/01/2023)
	.161 (5-31)	South Alabama (11/25/2023)
FREE THROWS MADE	6	Purdue (01/02/2024)
	9	Michigan St. (01/21/2024)
FREE THROW ATTEMPTS	11	Michigan St. (01/21/2024)
	11	Purdue (01/02/2024)
FREE THROW PERCENTAGE	.545 (6-11)	Purdue (01/02/2024)
	.619 (13-21)	Coppin St. (12/28/2023)
REBOUNDS	27	at Northwestern (01/17/2024)
	28	at Villanova (11/17/2023)
ASSISTS	5	Purdue (01/02/2024)
	6	at UCLA (12/22/2023)
	6	Mount St. Mary's (11/07/2023)
STEALS	3	at Northwestern (01/17/2024)
	4	Michigan St. (01/21/2024)
	4	at Illinois (01/14/2024)
	4	Nicholls (12/19/2023)
BLOCKED SHOTS	2	at UCLA (12/22/2023)
	3	Purdue (01/02/2024)
	3	Penn St. (12/06/2023)
	3	vs UAB (N) (11/12/2023)
TURNOVERS	6	Nicholls (12/19/2023)
	6	Rider (11/28/2023)
FOULS	12	Purdue (01/02/2024)
	12	Coppin St. (12/28/2023)

Opponent - Game Highs

POINTS	76	Rider (11/28/2023)
	75	Penn St. (12/06/2023)
	72	at Northwestern (01/17/2024)
	68	UMBC (11/21/2023)
	67	at Iowa (01/24/2024)
	67	at Illinois (01/14/2024)
	67	Purdue (01/02/2024)
	67	Nicholls (12/19/2023)
FIELD GOALS MADE	28	Rider (11/28/2023)
	27	UMBC (11/21/2023)
FIELD GOAL ATTEMPTS	68	UMBC (11/21/2023)
	64	at Illinois (01/14/2024)
FIELD GOAL PERCENTAGE	.463 (25-54)	Purdue (01/02/2024)
	.459 (28-61)	Rider (11/28/2023)
3 PT FG MADE	12	Nicholls (12/19/2023)
	10	Nebraska (01/27/2024)
3 PT FG ATTEMPTS	25	Penn St. (12/06/2023)
	23	at Minnesota (01/07/2024)
3 PT FG PERCENTAGE	.556 (5-9)	Alcorn (12/12/2023)
	.545 (12-22)	Nicholls (12/19/2023)
FREE THROWS MADE	25	at UCLA (12/22/2023)
	21	vs UAB (N) (11/12/2023)
FREE THROW ATTEMPTS	34	at UCLA (12/22/2023)
	24	at Illinois (01/14/2024)
	24	Rider (11/28/2023)
FREE THROW PERCENTAGE	1.000 (10-10)	South Alabama (11/25/2023)
	.913 (21-23)	vs UAB (N) (11/12/2023)
REBOUNDS	46	at Indiana (12/01/2023)
	42	UMBC (11/21/2023)
ASSISTS	18	at Minnesota (01/07/2024)
	17	at Indiana (12/01/2023)
STEALS	11	at Minnesota (01/07/2024)
	11	vs Davidson (N) (11/10/2023)
BLOCKED SHOTS	9	vs UAB (N) (11/12/2023)
	6	at Minnesota (01/07/2024)
	6	Nicholls (12/19/2023)
TURNOVERS	23	UMBC (11/21/2023)
	20	Alcorn (12/12/2023)
FOULS	30	Penn St. (12/06/2023)
	30	Rider (11/28/2023)

Opponent - Game Lows

POINTS	51	Nebraska (01/27/2024)
	53	Coppin St. (12/28/2023)
	53	Mount St. Mary's (11/07/2023)
	55	South Alabama (11/25/2023)
	57	Michigan (01/11/2024)
	57	at Villanova (11/17/2023)
FIELD GOALS MADE	17	Nebraska (01/27/2024)
	17	at UCLA (12/22/2023)
FIELD GOAL ATTEMPTS	40	at Villanova (11/17/2023)
	43	Nebraska (01/27/2024)
FIELD GOAL PERCENTAGE	.315 (17-54)	at UCLA (12/22/2023)
	.328 (21-64)	at Illinois (01/14/2024)
3 PT FG MADE	1	at UCLA (12/22/2023)
	1	vs UAB (N) (11/12/2023)
3 PT FG ATTEMPTS	9	Alcorn (12/12/2023)
	9	at Indiana (12/01/2023)
	9	Rider (11/28/2023)
	9	vs UAB (N) (11/12/2023)
3 PT FG PERCENTAGE	.071 (1-14)	at UCLA (12/22/2023)
	.111 (1-9)	vs UAB (N) (11/12/2023)
FREE THROWS MADE	7	Nebraska (01/27/2024)
	8	Purdue (01/02/2024)
	8	Coppin St. (12/28/2023)
	8	Alcorn (12/12/2023)
FREE THROW ATTEMPTS	9	Coppin St. (12/28/2023)
	10	Purdue (01/02/2024)
	10	South Alabama (11/25/2023)
FREE THROW PERCENTAGE	.500 (8-16)	Alcorn (12/12/2023)
	.529 (9-17)	Nicholls (12/19/2023)
REBOUNDS	22	Michigan St. (01/21/2024)
	25	Nebraska (01/27/2024)
ASSISTS	5	Coppin St. (12/28/2023)
	6	at UCLA (12/22/2023)
	6	South Alabama (11/25/2023)
STEALS	1	Purdue (01/02/2024)
	1	UMBC (11/21/2023)
BLOCKED SHOTS	1	Coppin St. (12/28/2023)
	1	at UCLA (12/22/2023)
	1	at Villanova (11/17/2023)
TURNOVERS	7	at Northwestern (01/17/2024)
	8	Michigan St. (01/21/2024)
	8	Nicholls (12/19/2023)
FOULS	7	Purdue (01/02/2024)
	14	at Michigan St. (02/03/2024)
	14	Nebraska (01/27/2024)
	14	Michigan St. (01/21/2024)
	14	at Illinois (01/14/2024)



2023-24 Maryland Men's Basketball
Season Schedule/Results & Leaders
All games

Page 1/1
as of Feb 04, 2024

Game Records

Record	Overall	Home	Away	Neutral
ALL GAMES	13-9	10-2	3-5	0-2
CONFERENCE	5-6	3-2	2-4	0-0
NON-CONFERENCE	8-3	7-0	1-1	0-2

Team Results

Date	Opponent		Score	Att.	High Points	High Rebounds
11/07/2023	Mount St. Mary's	W	68-53	14044	(18) REESE, Julian	(8) REESE, Julian
11/10/2023	vs Davidson	L	61-64	3114	(18) YOUNG, Jahmir	(11) REESE, Julian
11/12/2023	vs UAB	L	63-66	1507	(14) YOUNG, Jahmir	(7) SCOTT, Donta
11/17/2023	at Villanova	L	40-57	6501	(10) REESE, Julian	(6) REESE, Julian
11/21/2023	UMBC	W	92-68	13146	(20) YOUNG, Jahmir	(13) REESE, Julian
11/25/2023	South Alabama	W	68-55	12358	(19) SCOTT, Donta	(15) REESE, Julian
					(19) REESE, Julian	
11/28/2023	Rider	W	103-76	10432	(22) YOUNG, Jahmir	(12) REESE, Julian
					(22) REESE, Julian	
12/01/2023	at Indiana	L	53-65	17222	(20) YOUNG, Jahmir	(8) REESE, Julian
12/06/2023	Penn St.	Wot	81-75	15290	(28) YOUNG, Jahmir	(15) REESE, Julian
12/12/2023	Alcorn	W	105-65	10008	(15) REESE, Julian	(7) REESE, Julian
12/19/2023	Nicholls	W	73-67	11004	(23) YOUNG, Jahmir	(13) REESE, Julian
12/22/2023	at UCLA	W	69-60	7065	(37) YOUNG, Jahmir	(7) YOUNG, Jahmir
12/28/2023	Coppin St.	W	75-53	10891	(18) REESE, Julian	(10) REESE, Julian
01/02/2024	Purdue	L	53-67	14314	(26) YOUNG, Jahmir	(7) SCOTT, Donta
						(7) REESE, Julian
01/07/2024	at Minnesota	L	62-65	8583	(20) YOUNG, Jahmir	(9) REESE, Julian
01/11/2024	Michigan	W	64-57	12007	(22) SCOTT, Donta	(13) REESE, Julian
01/14/2024	at Illinois	W	76-67	15544	(28) YOUNG, Jahmir	(11) REESE, Julian
01/17/2024	at Northwestern	L	69-72	5642	(36) YOUNG, Jahmir	(9) REESE, Julian
01/21/2024	Michigan St.	L	59-61	15103	(19) YOUNG, Jahmir	(12) REESE, Julian
01/24/2024	at Iowa	W	69-67	8532	(22) YOUNG, Jahmir	(9) REESE, Julian
01/27/2024	Nebraska	W	73-51	15481	(15) REESE, Julian	(16) REESE, Julian
02/03/2024	at Michigan St.	L	54-63	14797	(31) YOUNG, Jahmir	(10) SCOTT, Donta

Attendance Summary

	Games	Attend	Avg/Game
Home	12	154078	12840
Away	8	83886	10486
Neutral	2	4621	2311
Total	22	242585	11027



2023-24 Maryland Men's Basketball Team Game-by-Game All games

Page 1/1
as of Feb 04, 2024

				Total		3-Pointers		Free throws		Rebounds											
Opponent	Date	Score		FG-FGA	PCT	3FG-3FGA	PCT	FT-FTA	PCT	OFF	DEF	TOT	AVG	PF	A	TO	BLK	STL	PTS	AVG	
Mount St. Mary's	11/07/2023	68-53	W	24-49	.490	3-16	.188	17-25	.680	10	26	36	36.0	17	6	15	6	8	68	68.0	
vs Davidson	11/10/2023	61-64	L	20-57	.351	5-23	.217	16-21	.762	16	22	38	37.0	18	13	13	5	8	61	64.5	
vs UAB	11/12/2023	63-66	L	22-57	.386	6-23	.261	13-20	.650	12	24	36	36.7	17	10	15	3	6	63	64.0	
at Villanova	11/17/2023	40-57	L	12-50	.240	5-26	.192	11-16	.688	11	17	28	34.5	17	9	12	4	11	40	58.0	
UMBC	11/21/2023	92-68	W	31-68	.456	6-21	.286	24-37	.649	16	30	46	36.8	17	9	13	4	12	92	64.8	
South Alabama	11/25/2023	68-55	W	24-57	.421	5-31	.161	15-20	.750	17	25	42	37.7	14	13	15	4	6	68	65.3	
Rider	11/28/2023	103-76	W	33-57	.579	8-20	.400	29-45	.644	9	22	31	36.7	21	17	6	7	11	103	70.7	
at Indiana	12/01/2023	53-65	L	20-56	.357	2-16	.125	11-17	.647	10	20	30	35.9	21	8	12	7	9	53	68.5	
Penn St.	12/06/2023	81-75	Wot	23-67	.343	5-25	.200	30-39	.769	23	30	53	37.8	22	9	16	3	7	81	69.9	
Alcorn	12/12/2023	105-65	W	30-57	.526	14-30	.467	31-40	.775	11	22	33	37.3	14	20	8	5	9	105	73.4	
Nicholls	12/19/2023	73-67	W	22-62	.355	10-27	.370	19-29	.655	14	32	46	38.1	15	12	6	13	4	73	73.4	
at UCLA	12/22/2023	69-60	W	20-48	.417	8-22	.364	21-30	.700	9	23	32	37.6	29	6	10	2	5	69	73.0	
Coppin St.	12/28/2023	75-53	W	28-59	.475	6-22	.273	13-21	.619	15	25	40	37.8	12	14	12	6	8	75	73.2	
Purdue	01/02/2024	53-67	L	21-63	.333	5-22	.227	6-11	.545	15	19	34	37.5	12	5	9	3	6	53	71.7	
at Minnesota	01/07/2024	62-65	L	19-50	.380	4-12	.333	20-24	.833	12	26	38	37.5	20	10	17	6	6	62	71.1	
Michigan	01/11/2024	64-57	W	20-49	.408	7-21	.333	17-23	.739	7	28	35	37.4	14	11	12	5	6	64	70.6	
at Illinois	01/14/2024	76-67	W	30-65	.462	4-17	.235	12-17	.706	11	30	41	37.6	15	14	7	6	4	76	70.9	
at Northwestern	01/17/2024	69-72	L	25-48	.521	6-17	.353	13-18	.722	6	21	27	37.0	21	12	13	5	3	69	70.8	
Michigan St.	01/21/2024	59-61	L	21-50	.420	8-22	.364	9-11	.818	9	28	37	37.0	16	8	18	6	4	59	70.2	
at Iowa	01/24/2024	69-67	W	24-51	.471	7-15	.467	14-20	.700	8	21	29	36.6	19	10	14	8	6	69	70.2	
Nebraska	01/27/2024	73-51	W	26-64	.406	11-26	.423	10-14	.714	17	26	43	36.9	13	16	8	5	11	73	70.3	
at Michigan St.	02/03/2024	54-63	L	17-55	.309	7-30	.233	13-13	1.000	12	18	30	36.6	15	8	13	5	5	54	69.5	
Total		1530		512-1239	.413	142-484	.293	364-511	.712	270	535	805	36.6	379	240	264	118	155	1530	69.5	
Opponents		1394		494-1217	.406	120-354	.339	286-389	.735	233	527	760	34.5	419	239	290	73	136	1394	63.4	

Maryland Averages

Games Played	Points/game	FG Pct	3FG Pct	FT Pct	Rebounds/game	Assists/game	Turnovers/game	Assist/Turnover ratio	Steals/game	Blocks/game
22	69.5	41.3	29.3	71.2	36.6	10.9	12.0	0.9	7.0	5.4



2023-24 Maryland Men's Basketball Opponents Game-by-Game All games

Page 1/1
as of Feb 04, 2024

Opponent	Date	Score		Total		3-Pointers		Free throws		Rebounds										
				FG-FGA	PCT	3FG-3FGA	PCT	FT-FTA	PCT	OFF	DEF	TOT	AVG	PF	A	TO	BLK	STL	PTS	AVG
Mount St. Mary's	11/07/2023	68-53	W	21-59	.356	2-12	.167	9-12	.750	13	20	33	33.0	21	7	14	3	6	53	53.0
vs Davidson	11/10/2023	61-64	L	21-49	.429	8-15	.533	14-21	.667	11	25	36	34.5	21	15	15	3	11	64	58.5
vs UAB	11/12/2023	63-66	L	22-54	.407	1-9	.111	21-23	.913	8	25	33	34.0	17	8	14	9	10	66	61.0
at Villanova	11/17/2023	40-57	L	18-40	.450	7-18	.389	14-19	.737	7	28	35	34.3	18	7	17	1	6	57	60.0
UMBC	11/21/2023	92-68	W	27-68	.397	5-17	.294	9-14	.643	14	28	42	35.8	23	14	23	3	1	68	61.6
South Alabama	11/25/2023	68-55	W	20-51	.392	5-17	.294	10-10	1.000	6	20	26	34.2	18	6	11	2	8	55	60.5
Rider	11/28/2023	103-76	W	28-61	.459	2-9	.222	18-24	.750	16	24	40	35.0	29	10	15	2	2	76	62.7
at Indiana	12/01/2023	53-65	L	26-57	.456	3-9	.333	10-18	.556	15	31	46	36.4	17	17	16	4	7	65	63.0
Penn St.	12/06/2023	81-75	Wot	24-62	.387	8-25	.320	19-21	.905	9	22	31	35.8	30	12	12	5	9	75	64.3
Alcorn	12/12/2023	105-65	W	26-59	.441	5-9	.556	8-16	.500	14	18	32	35.4	24	9	20	2	6	65	64.4
Nicholls	12/19/2023	73-67	W	23-59	.390	12-22	.545	9-17	.529	9	31	40	35.8	23	12	8	6	4	67	64.6
at UCLA	12/22/2023	69-60	W	17-54	.315	1-14	.071	25-34	.735	17	23	40	36.2	25	6	10	1	3	60	64.3
Coppin St.	12/28/2023	75-53	W	20-55	.364	5-12	.417	8-9	.889	9	21	30	35.7	17	5	14	1	5	53	63.4
Purdue	01/02/2024	53-67	L	25-54	.463	9-20	.450	8-10	.800	10	29	39	35.9	7	16	12	2	1	67	63.6
at Minnesota	01/07/2024	62-65	L	24-59	.407	6-23	.261	11-18	.611	13	22	35	35.9	19	18	10	6	11	65	63.7
Michigan	01/11/2024	64-57	W	21-53	.396	5-15	.333	10-15	.667	6	26	32	35.6	18	10	11	2	4	57	63.3
at Illinois	01/14/2024	76-67	W	21-64	.328	6-22	.273	19-24	.792	15	26	41	35.9	14	8	9	3	5	67	63.5
at Northwestern	01/17/2024	69-72	L	24-55	.436	6-21	.286	18-22	.818	11	19	30	35.6	18	15	7	3	10	72	64.0
Michigan St.	01/21/2024	59-61	L	21-50	.420	7-16	.438	12-16	.750	2	20	22	34.9	14	9	8	4	10	61	63.8
at Iowa	01/24/2024	69-67	W	24-57	.421	3-14	.214	16-18	.889	13	23	36	35.0	18	11	14	3	5	67	64.0
Nebraska	01/27/2024	73-51	W	17-43	.395	10-21	.476	7-12	.583	3	22	25	34.5	14	10	18	3	5	51	63.4
at Michigan St.	02/03/2024	54-63	L	24-54	.444	4-14	.286	11-16	.688	12	24	36	34.5	14	14	12	5	7	63	63.4
Total		1394		494-1217	.406	120-354	.339	286-389	.735	233	527	760	34.5	419	239	290	73	136	1394	63.4
Maryland		1530		512-1239	.413	142-484	.293	364-511	.712	270	535	805	36.6	379	240	264	118	155	1530	69.5

Opponents Averages

Games Played	Points/game	FG Pct	3FG Pct	FT Pct	Rebounds/game	Assists/game	Turnovers/game	Assist/Turnover ratio	Steals/game	Blocks/game
22	63.4	40.6	33.9	73.5	34.5	10.9	13.2	0.8	6.2	3.3



Officials: Tony Henderson, Steve McJunkins, Wil Howard

Officials: Tony Henderson, Steve McJunkins, Wil Howard

Dead Ball Rebounds: 1, 0

Technical Fouls::NONE

Technical Fouls::NONE

Dead Ball Rebounds: 2, 0

Officials: Jeff Anderson, Brian Dorsey, Keith Kimble

Dead Ball Rebounds: 4.0

9	12	11	4	1	-17
---	----	----	---	---	-----

9	12	11	4	1	-17
---	----	----	---	---	-----

Dead Ball Rebounds: 3.0

	MARY	VIL							Technical Fouls:NONE
Biggest lead	0 (1 st 20:00)	32 (2 nd 12:31)	Points from Turnovers	MARY	VIL	Period by Period Scoring			
Best Scoring Run	9(2 nd 1:14)	13(2 nd 16:54)	Paint	17	11	MARY	1st	2nd	TOT
Lead Changes			Second Chance	3	6		15	25	40
Times Tied	0		Fast Breaks	13	7	VIL	39	18	57
Time with Lead	00:00	39:52	Bench	12	10				

2023-24 BOX SCORES



Official Basketball Box Score - Final
UMBC at Maryland
11/21/23 XFINITY Center, College Park
2023-24 Men's Basketball

Game Time: 7:00 PM
Game Duration: 1:59
Attendance: 13,146

Officials: Rob Riley, Sr., Tim Comer, Courtney Green

UMBC - 68

Record: 3-3

NO.	Name	Min	FG	3P	FT	Rebounds	Fouls	TP	AS	TO	ST	Blocks	+/-
			M-A	M-A	M-A	OR DR TOT	PF FD					BS BA	
11	Khydarious Smith	F 12:43	3-6	0-1	1-3	1 2 3	5 2	7	0	3	0	0	-8
4	Marlon Short	G 28:45	3-11	0-1	1-1	1 3 4	3 2	7	0	3	0	1	-19
10	Devan Spann	G 25:56	4-9	2-5	0-0	2 3 5	1 3	10	1	2	0	0	-28
13	Dion Brown	G 27:40	5-15	1-4	2-3	4 3 7	3 3	13	4	5	1	0	-22
24	Marcus Banks	G 17:09	2-7	0-1	0-0	0 0 0	1 1	4	1	2	0	0	-19
5	Max Lorca-Lloyd	G 26:52	2-3	0-0	1-2	2 2 4	2 3	5	4	2	0	2	-5
15	Ashton Reese	22:30	1-4	1-2	0-0	0 2 2	3 0	3	0	1	0	1	-17
1	Ace Valentine	22:15	6-8	1-1	2-3	1 5 6	1 2	15	2	2	0	0	-9
14	Alpha Chibambe	15:50	0-1	0-1	2-2	1 5 6	1 1	2	2	2	0	0	-5
21	Frank Emmou	04:13	0-2	0-1	0-0	0 0 0	1 0	0	0	1	0	0	-9
0	Regimantas Cijunys	03:57	0-1	0-0	0-0	2 2 2	1 0	0	0	0	0	0	1
12	Marcel Gardner	02:10	1-1	0-0	0-0	0 0 0	1 0	2	0	0	0	0	4
Team						2 1 3		0		0			
Totals			27-68	5-17	9-14	14 28 42	23 17	68	14	23	1	3	-24

Technical Fouls: NONE

Maryland - 92

Record: 2-3

NO.	Name	Min	FG	3P	FT	Rebounds	Fouls	TP	AS	TO	ST	Blocks	+/-
			M-A	M-A	M-A	OR DR TOT	PF FD					BS BA	
10	Julian Reese	F 25:42	5-10	0-0	5-8	4 9 13	2 5	15	1	1	1	2	25
22	Jordan Geronimo	F 18:46	2-3	1-1	4-4	2 6 8	5 2	9	1	1	1	1	-24
24	Donta Scott	F 21:33	6-11	2-5	0-0	3 0 3	0 0	14	0	0	1	0	24
1	Jahmir Young	G 28:44	5-13	1-3	9-11	1 2 3	1 8	20	2	4	4	0	28
5	DeShawn Harris-Smith	G 28:33	5-9	0-3	2-8	2 6 8	2 5	12	2	3	1	0	26
35	Caelum Swanton-Rodger	10:45	1-4	0-0	0-0	2 0 2	2 2	2	0	1	1	1	2
2	Jahiri Long	16:47	1-2	0-1	2-2	0 1 1	1 1	4	0	1	0	0	5
12	Jamie Kaiser, Jr.	12:26	3-10	1-5	1-2	0 2 2	1 1	8	0	0	3	0	10
14	Mady Traore	13:54	1-1	0-0	0-0	0 1 1	0 0	2	1	0	0	0	-4
0	Jahnnathan Lamothe	13:16	0-2	0-1	1-2	0 0 0	1 1	2	1	0	0	0	-10
11	Noah Batchelor	06:13	1-2	1-2	0-0	0 0 0	1 0	3	0	1	0	0	-3
40	Ben Murphy	02:10	1-1	0-0	0-0	0 0 0	0 0	2	0	0	0	0	-5
30	Lukas Sotell	01:11	0-0	0-0	0-0	0 0 0	1 0	0	0	0	0	0	-2
Team						2 3 5		0		0			
Totals			31-68	6-21	24-37	16 30 46	17 23	92	9	13	12	4	3

Technical Fouls: NONE

	UMBC	UMD
Biggest lead	0 (1 st 20:00)	36 (2 nd 18:40)
Best Scoring Run	5 (1 st 13:45)	14 (2 nd 18:40)
Lead Changes	0	
Times Tied	3	
Time with Lead	00:00	39:03

Points from	UMBC	UMD
Turnovers	6	24
Paint	30	48
Second Chance	9	9
Fast Breaks	6	11
Bench	27	22

Period by Period Scoring	1st	2nd	TOT
UMBC	24	44	68
UMD	57	35	92



Official Basketball Box Score - Final
Rider at Maryland
11/28/23 XFINITY Center, College Park
2023-24 Men's Basketball

Game Time: 7:00 PM
Game Duration: 2:03
Attendance: 10,432

Officials: Paul Szek, Mike Pearson, King Whetstone

Rider - 76

Record: 1-5

NO.	Name	Min	FG	3P	FT	Rebounds	Fouls	TP	AS	TO	ST	Blocks	+/-
			M-A	M-A	M-A	OR DR TOT	PF FD					BS BA	
5	Mervin James	F 29:01	10-15	0-0	8-10	4 4 8	5 7	28	0	2	1	0	-17
33	Tariq Ingraham	F 26:23	4-7	0-0	3-4	3 6 3	4 11	0	2	0	0	2	-37
2	Allen Powell	F 17:33	1-5	0-1	0-0	0 0 0	1 0	2	4	2	0	0	-20
3	Corey McKethan	G 30:40	6-11	1-1	0-0	3 3 3	3 2	13	3	1	0	0	-17
35	T.J. Weeks Jr.	G 22:36	1-6	0-2	0-0	0 3 3	1 1	2	0	2	0	0	-24
14	JT Langston Jr.	10:30	2-3	0-0	0-0	3 1 4	5 0	4	0	1	1	1	1
0	DJ Dudley	17:35	1-4	0-0	3-4	1 1 2	2 5	1	3	0	1	1	-24
23	Anthony McCall	06:43	0-1	0-1	0-0	0 1 1	2 1	0	0	0	0	0	-5
13	Ife West-Ingram	11:15	1-3	0-0	0-0	1 2 3	3 1	2	0	0	0	0	4
12	Ruben Rodriguez	14:48	1-3	1-2	2-2	0 2 2	0 1	5	2	2	0	0	-2
11	Moustapha Sanoh	04:43	0-0	0-0	1-2	1 2 3	0 0	1	1	0	0	0	1
31	Tyriek Weeks	04:43	0-1	0-1	0-0	0 0 0	0 0	0	0	0	0	0	-1
24	Nic Anthony	03:30	1-2	0-1	1-1	0 0 0	1 1	3	0	0	0	0	0
Team						3 2 5		0		0			
Totals			28-61	2-9	18-24	16 24 40	30 21	76	10	15	2	2	-7

Technical Fouls: Coach 1st 8:05

Maryland - 103

Record: 4-3

NO.	Name	Min	FG	3P	FT	Rebounds	Fouls	TP	AS	TO	ST	Blocks	+/-
			M-A	M-A	M-A	OR DR TOT	PF FD					BS BA	
10	Julian Reese	F 28:02	4-7	0-0	14-17	3 9 12	3 11	22	1	0	3	4	22
22	Jordan Geronimo	F 22:53	6-6	0-0	3-5	0 1 1	3 4	15	1	1	2	0	32
24	Donta Scott	F 20:38	2-6	0-2	2-2	1 3 4	0 0	6	1	1	0	1	16
1	Jahmir Young	G 28:47	6-10	4-7	6-7	0 1 1	1 5	22	5	1	2	0	30
5	DeShawn Harris-Smith	G 24:21	4-8	0-1	1-5	2 4 6	2 2	9	4	2	3	0	21
12	Jamie Kaiser, Jr.	18:01	2-3	2-3	0-0	0 0 0	0 0	6	0	1	0	0	14
2	Jahiri Long	11:35	3-6	0-2	1-3	1 0 1	2 2	7	3	0	0	0	1
14	Mady Traore	09:38	1-2	0-0	0-0	0 0 0	2 0	2	0	0	0	0	-7
35	Caelum Swanton-Rodger	06:50	2-3	0-0	1-4	2 1 3	5 2	5	0	1	2	0	5
0	Jahnnathan Lamothe	14:53	0-1	0-1	1-2	0 2 2	2 1	1	1	0	0	0	2
11	Noah Batchelor	10:24	2-4	2-4	0-0	0 0 0	0 0	6	0	0	0	0	3
30	Lukas Sotell	01:59	1-1	0-0	0-0	0 1 1	1 0	2	0	0	0	0	-2
40	Ben Murphy	01:59	0-0	0-0	0-0	0 0 0	0 0	0	1	0	0	0	-2
Team						0 0 0		0		0			
Totals			33-57	8-20	29-45	9 22 31	21 29	103	17	6	11	7	27

Technical Fouls: NONE

	Rider	UMD
Biggest lead	3 (1 st 17:50)	31 (2 nd 14:26)
Best Scoring Run	6 (2 nd 10:04)	10 (1 st 7:27)
Lead Changes	2	
Times Tied	2	
Time with Lead	01:08	37:38

Points from	Rider	UMD
Turnovers	11	23
Paint	34	50
Second Chance	15	13
Fast Breaks	8	23
Bench	20	29

Period by Period Scoring	1st	2nd	TOT
Rider	27	49	76
UMD	54	49	103



Official Basketball Box Score - Final
South Alabama at Maryland
11/25/23 XFINITY Center, College Park
2023-24 Men's Basketball

Game Time: 7:00 PM
Game Duration: 1:59
Attendance: 12,358

Officials: Doug Simons, Keith Patterson, Chad Barlow

South Alabama - 55

Record: 4-4

NO.	Name	Min	FG	3P	FT	Rebounds	Fouls	TP	AS	TO	ST	Blocks	+/-
			M-A	M-A	M-A	OR DR TOT	PF FD					BS BA	
12	Julian Margrave	F 37:55	8-13	2-7	0-0	1 3 4	3 3	18	0	1	0	1	-10
13	Thomas Howell	F 28:46	2-3	0-0	2-2	0 0 0	3 2	6	0	1	1	0	1
2	Isiah Gaiter	G 34:05	6-14	1-3	4-4	1 4 5	1 6	17	1	4	1	0	-7
4	Marcus Millender	G 30:08	1-8	0-0	2-2	0 2 2	2 1	4	1	1	2	0	-13
10	Maxwell Land	G 30:11	1-4	0-2	2-2	1 6 7	4 1	4	2	1	3	1	0
0	Tyrell Jones	19:42	0-5	0-2	0-0	0 2 2	1 1	0	1	2	1	0	-16
20	Marshall Kearing	11:14	1-2	1-1	0-0	0 1 1	3 0	3	0	0	0	0	-14
21	Ethan Kizer	06:33	1-2	1-2	0-0	0 1 1	1 0	3	1	1	0	0	-10
45	Samuel Tabe	01:26	0-0	0-0	0-0	0 0 0	0 0	0	0	0	0	0	4
Team						3 1 4		0		0			
Totals			20-51	5-17	10-10	6 20 26	18 14	55	6	11	8	2	-13

Technical Fouls: Kearing 2nd 14:38

Maryland - 68

Record: 3-3

NO.	Name	Min	FG M-A	3P M-A	FT M-A	Rebounds OR DR TOT	Fouls PF FD	TP	AS	TO	ST	Blocks BS BA	+/-	
10	Julian Reese	F 33:07	7-8	0-0	5-7	7 8 15	2 6	19	1	2	1	4	19	
22	Jordan Geronimo	F 28:35	5-8	0-0	4-5	3 3 6	3 3	14	3	3	2	1	9	
24	Donta Scott	F 32:53	7-13	3-8	2-2	3 4 7	1 4	19	0	1	0	0	18	
1	Jahmir Young	G 34:24	5-16	2-11	4-4	0 1 1	1 2	16	4	3	1	0	0	
5	DeShawn Harris-Smith	G 31:12	0-5	0-5	0-2	0 5 5	3 1	0	5	4	1	0	0	
2	Jahiri Long	19:10	0-2	0-2	0-0	0 1 1	1 1	0	0	0	1	0	-9	
12	Jamie Kaiser, Jr.	15:14	0-5	0-5	0-0	1 2 3	1 0	0	0	1	0	0	-5	
11	Noah Batchelor	05:24	0-0	0-0	0-0	0 0 0	2 0	0	0	0	0	0	-1	
Team						3 1 4			0 1					
Totals			24-57	5-31	15-20	17 25 42	14 17	68	13	15	6	4	2	13

2023-24 BOX SCORES



Official Basketball Box Score - Final
Penn St. at Maryland
 12/02/23 XFINITY Center, College Park
 2023-24 Men's Basketball

Game Time: 7:00 PM
 Game Duration: 2:35
 Attendance: 15,290

Officials: Jeffrey Anderson, Kelly Pieler, Andy O'Brien

Penn St. - 75

Record: 4-5 (0-1)

NO. Name	Min	FG M-A	3P M-A	FT M-A	Rebounds OR DR TOT	Fouls PF FD	TP	AS	TO	ST	Blocks BS BA	+/
22 Qudus Wahab	F 27:46	3-5	0-0	0-0	1 8 9	5 1	6	0	3	1	3 1 5	
24 Zach Hicks	F 34:15	3-10	3-9	0-0	0 1 1	4 0	9	1	0	2	0 0 -6	
0 Kanye Clary	G 40:37	8-17	2-5	7-7	1 3 4	2 4	25	2	2	1	0 1 6	
1 Ace Baldwin Jr.	G 37:52	3-13	1-5	9-9	0 0 0	4 6	16	5	4	2	0 0 -17	
4 Puff Johnson	G 13:40	0-4	0-2	0-0	1 1 2	1 0	0	0	0	1	0 0 -5	
3 Nick Kern	32:40	4-7	0-0	1-2	3 5 8	1 4	9	4	0	0	2 1 -6	
11 Leo O'Boyle	18:47	2-4	2-4	1-1	0 0 0	5 2	7	0	0	1	0 0 -6	
14 Demetrius Lilley	07:53	1-1	0-0	1-2	0 0 0	5 2	2	0	0	0	0 0 0	
21 RayQuawndis Mitchell	10:52	0-1	0-0	1-2	0 3 3	3 2	1	0	0	1	0 0 1	
2 D'Marco Dunn	00:40	0-0	0-0	0-0	0 1 1	0 0	0	0	1	0	0 0 -2	
Team					1 0 1		0	2				
Totals		24-62	8-25	19-21	9 22 31	30 21	75	12	12	9	5 3 -6	

Technical Fouls: Baldwin Jr. 1st 5:48

Maryland - 81

Record: 5-4 (1-1)

NO. Name	Min	FG M-A	3P M-A	FT M-A	Rebounds OR DR TOT	Fouls PF FD	TP	AS	TO	ST	Blocks BS BA	+/
10 Julian Reese	F 41:51	7-11	0-0	10-15	6 9 15	2 13	24	2	2	1	0 1 1	
22 Jordan Geronimo	F 34:15	2-8	0-3	0-0	2 2 4	4 0	4	0	1	0	2 1 12	
24 Donta Scott	F 27:23	2-11	0-4	0-1	4 6 10	3 2	4	0	2	0	1 3 -3	
1 Jahmir Young	G 43:52	7-19	2-7	12-12	1 7 8	2 7	28	3	6	1	0 0 12	
5 DeShawn Harris-Smith	G 35:51	2-6	0-1	3-5	4 4 8	4 3	7	4	2	1	0 0 8	
2 Jahari Long	10:02	1-4	1-3	1-2	0 0 0	2 1	4	0	1	0	0 0 -2	
12 Jamie Kaiser, Jr.	07:23	2-8	2-7	4-4	2 1 3	5 3	10	0	1	4	0 0 9	
11 Noah Batchelor	01:55	0-0	0-0	0-0	0 0 0	0 0	0	0	0	0	0 0 -5	
35 Caelum Swanton-Rodger	00:29	0-0	0-0	0-0	0 0 0	0 0	0	0	0	0	0 0 -2	
Team					4 1 5		0	1				
Totals		23-67	5-25	30-39	23 30 53	22 29	81	9	16	7	3 5 6	

Technical Fouls: Long 1st 5:48

	PSU	UMD
Biggest lead	11 (1 st 10:15)	6 (1 st OT 0:10)
Best Scoring Run	9 (2 nd 12:11)	8 (2 nd 6:52)
Lead Changes	17	
Times Tied	12	
Time with Lead	29:17	11:42

Points from Turnovers	PSU	UMD
Paint	26	28
Second Chance	8	18
Fast Breaks	9	5
Bench	19	14

Period by Period Scoring	1st	2nd	OT	TOT
PSU	30	41	4	75
UMD	28	43	10	81



Official Basketball Box Score - Final
Nicholls at Maryland
 12/19/23 XFINITY Center, College Park
 2023-24 Men's Basketball

Game Time: 8:30 PM
 Game Duration: 2:01
 Attendance: 11,004

Officials: Shane Staggs, Tim Corcor, Courtney Green

Nicholls - 67

Record: 4-7

NO. Name	Min	FG M-A	3P M-A	FT M-A	Rebounds OR DR TOT	Fouls PF FD	TP	AS	TO	ST	Blocks BS BA	+/
0 Mekhi Collins	F 11:06	0-1	0-0	0-0	1 0 1	5 0	0	0	1	0	0 1 -1	
15 Jamal West Jr.	F 36:55	6-13	0-0	2-4	3 15 18	4 4	14	1	2	0	4 2 -1	
2 Rob Brown III	G 32:14	3-9	2-3	1-3	0 1 1	3 2	9	1	0	0	1 3 -10	
13 Byron Ireland	G 27:43	3-10	1-3	1-4	0 1 1	3 2	8	2	2	1	0 1 -4	
21 Jalen White	G 40:00	5-6	5-6	0-0	0 0 0	4 0	15	3	0	0	0 1 -6	
5 Diante Smith	32:58	5-15	3-8	5-6	4 8 12	2 6	18	5	2	3	0 3 2	
1 Oumar Koureissi	11:52	0-3	0-0	0-0	0 3 3	1 1	0	0	0	0	1 2 -8	
9 Michael Gray Jr.	07:12	1-2	1-2	0-0	0 0 0	1 0	3	0	0	0	0 0 -2	
Team					1 3 4		0	1				
Totals		23-59	12-22	9-17	9 31 40	23 15	67	12	8	4	6 13 -6	

Technical Fouls: NONE

Maryland - 73

Record: 7-4

NO. Name	Min	FG M-A	3P M-A	FT M-A	Rebounds OR DR TOT	Fouls PF FD	TP	AS	TO	ST	Blocks BS BA	+/
10 Julian Reese	F 34:36	3-13	0-0	3-11	6 7 13	2 8	9	0	1	1	6 3 9	
22 Jordan Geronimo	F 26:17	4-7	0-3	1-2	2 0 2	5 1	9	1	0	1	2 0 -4	
24 Donta Scott	F 31:38	4-9	4-8	3-4	2 5 7	1 3	15	1	0	1	1 0 3	
1 Jahmir Young	G 36:30	5-13	3-6	10-10	2 9 11	2 8	23	4	2	0	1 2 5	
5 DeShawn Harris-Smith	G 21:57	2-8	0-3	0-0	0 3 3	2 4	2	2	2	0	0 0 -2	
12 Jamie Kaiser, Jr.	21:54	1-4	1-3	0-0	1 1 2	1 0	3	1	0	0	0 0 4	
2 Jahari Long	23:30	2-7	2-4	2-2	0 4 4	2 1	8	3	0	1	1 1 13	
35 Caelum Swanton-Rodger	03:38	1-1	0-0	0-0	0 0 0	0 0	2	0	0	0	2 0 2	
Team					1 3 4		0	1				
Totals		22-62	10-27	19-29	14 32 46	15 23	73	12	6	4	13 6 6	

Technical Fouls: NONE

	NSU	UMD
Biggest lead	9 (2 nd 14:35)	8 (2 nd 0:47)
Best Scoring Run	13 (2 nd 14:35)	7 (2 nd 19:14)
Lead Changes	8	
Times Tied		
Time with Lead	14:01	20:40

Points from Turnovers	NSU	UMD
Paint	18	24
Second Chance	7	19
Fast Breaks	14	9
Bench	21	13

Period by Period Scoring	1st	2nd	TOT
NSU	27	40	67
UMD	28	45	73



Official Basketball Box Score - Final
Alcorn at Maryland
 12/12/23 XFINITY Center, College Park
 2023-24 Men's Basketball

Game Time: 7:00 PM
 Game Duration: 2:13
 Attendance: 10,008

Officials: DJ Carstensen, Edwin Young, Chad Barlow

Alcorn - 65

Record: 1-9

NO. Name	Min	FG M-A	3P M-A	FT M-A	Rebounds OR DR TOT	Fouls PF FD	TP	AS	TO	ST	Blocks BS BA	+/
12 Dekedran Thom	F 32:50	6-8	1-2	0-0	2 2 4	4 0	13	1	3	2	0 0 -35	
13 Jeremiah Kendall	F 23:03	3-8	0-1	1-2	1 4 5	4 1	7	2	4	1	0 2 -14	
15 Djahi Binet	F 10:54	0-5	0-0	0-2	1 1 2	4 3	0	0	2	0	0 1 0	
1 Mike Pajaud	G 30:25	3-6	0-0	1-2	0 1 1	3 1	7	2	1	2	0 0 -31	
2 Byron Joshua	G 35:04	5-14	2-2	2-2	2 2 4	1 4	14	2	3	1	0 1 -32	
12 Jamie Kaiser, Jr.	18:55	2-4	1-3	3-4	0 3 3	1 3	8	1	1	0	1 0 -18	
0 Stephen Byard	23:37	5-9	0-0	1-2	3 2 5	3 1	11	0	2	0	0 0 -33	
11 Rodrigue Massenat	16:07	2-4	1-1	0-2	1 1 2	2 1	5	1	1	0	1 0 -18	
7 Alex Tsynkevich	09:07	0-1	0-0	0-0	0 0 0	2 0	0	0	0	0	0 1 -19	
Team					4 2 6		0	3				
Totals		26-59	5-9	8-16	14 18 32	26 14	65	9	20	6	2 5 -40	

Technical Fouls: Hawkins 1st 6:04 Coach 2nd 14:50 Coach 2nd 0:24

Maryland - 105

Record: 6-4

NO. Name	Min	FG M-A	3P M-A	FT M-A	Rebounds OR DR TOT	Fouls PF FD	TP	AS	TO	ST	Blocks BS BA	+/
10 Julian Reese	F 29:09	3-7	0-0	9-12	2 5 7	1 10	15	2	0	1	1 1 24	
22 Jordan Geronimo	F 21:26	4-6	0-1	4-5	0 0 0	2 3	12	0	0	0	2 1 27	
24 Donta Scott	F 20:19	2-6	1-4	2-2	1 5 6	0 1	7	0	1	0	0 0 21	
1 Jahmir Young	G 23:58	3-7	1-4	6-6	2 0 2	3 2	13	7	4	0	0 0 22	
5 DeShawn Harris-Smith	G 26:53	3-6	3-4	3-4	1 0 1	1 1	12	5	1	3	1 0 20	
12 Jamie Kaiser, Jr.	22:26	3-8	3-7	3-5	1 4 5	1 4	12	1	0	0	0 0 19	
2 Jahari Long	23:44	3-5	2-4	0-0	1 3 4	2 0	8	4	1	3	0 0 32	
11 Noah Batchelor	05:40	2-2	2-2	0-0	0 0 0	0 0	6	0	0	0	0 0 1	
35 Caelum Swanton-Rodger	10:02	3-3	0-0	2-4	3 2 5	4 2	8	0	1	0	0 0 14	
12 Jahmir Young	12:10	4-5	2-3	0-0	1 2 3	0 0	10	1	0	1	1 0 12	
40 Ben Murphy	03:03	0-2	0-1	2-2	0 0 0	0 0	2	0	0	1	0 0 6	
30 Lukas Sotell	01:11	0-0	0-0	0-0	0 0 0	0 0	0	0	0	0	0 0 2	
Team					0 0 0		0	0				
Totals		30-57	14-30	31-40	11 22 33	14 23	105	20	8	9	5 2 40	

Technical Fouls: NONE

	ASU	UMD
Biggest lead	3 (1 st 16:44)	40 (2 nd 0:24)
Best Scoring Run	6 (1 st 6:45)	13 (2 nd 12:50)
Lead Changes	3	
Times Tied	3	
Time with Lead	01:20	36:26

Points from Turnovers	ASU	UMD
Paint	28	32
Second Chance	16	19
Fast Breaks	6	15
Bench	24	46

Period by Period Scoring	1st	2nd	TOT
ASU	33	32	65
UMD	47	58	105



Official Basketball Box Score - Final
Maryland at UCLA
 12/22/23 Pauley Pavilion, Los Angeles
 2023-24 Men's Basketball

Game Time: 6:00 PM
 Game Duration: 2:23
 Attendance: 7,065

Officials: Paul Szec, Randy McCall, Eric Curry

Maryland - 69

Record: 8-4

NO.	Name	Min	FG M-A	3P M-A	FT M-A	Rebounds OR DR TOT	Fouls PF FD	TP	AS	TO	ST	Blocks BS BA	+/-		
10	Julian Reese	F 22:22	0-2	0-0	1-6	0 4 4	5 6	1	0	2	1	1 1 8	9		
22	Jordan Geronimo	F 25:30	1-4	1-4	2-2	1 1 2	5 2	5	1	0	1	0 0 9	8		
24	Donta Scott	F 33:50	4-11	2-5	7-9	3 3 6	2 7	17	0	0	0	1 0 11	9		
1	Jahmir Young	G 36:36	13-19	4-6	7-9	1 6 7	2 6	37	3	3	1	0 0 9	11		
5	DeShawn Harris-Smith	G 34:15	2-5	1-3	4-4	0 6 6	2 3	9	2	3	1	0 0 10	10		
35	Caellum Swanton-Rodger	12:09	0-0	0-0	0-0	0 0 0	5 0	0	0	0	0	0 0 0	-1		
22	Jamie Kaiser, Jr.	03:05	0-1	0-0	0-0	0 0 0	2 0	0	0	0	0	0 0 0	-5		
2	Jahari Long	17:51	0-3	0-3	0-0	1 2 3	3 1	0	0	1	1	0 0 1	1		
11	Noah Batchelor	06:43	0-1	0-0	0-0	0 0 0	1 0	0	0	0	0	0 0 0	3		
14	Mady Traore	07:39	0-2	0-1	0-0	1 1 2	2 0	0	0	0	0	0 0 0	0		
Team						2 0 2		0		1			0		
Totals						20-48	8-22	21-30	9	23	32	29	25	69	6 10 5 2 1 9
Total Fouls:NONE															

2023-24 BOX SCORES



Official Basketball Box Score - Final
Coppin St. at Maryland
12/28/23 XFINITY Center, College Park
2023-24 Men's Basketball

Officials: Jeffrey Anderson, Earl Walton, Tim Comer

Game Time: 7:00 PM
Game Duration: 1:49
Attendance: 10,891



Official Basketball Box Score - Final
Purdue at Maryland
01/02/24 XFINITY Center, College Park
2023-24 Men's Basketball

Officials: Paul Szele, Terry Oglesby, Brooks Wells

Game Time: 7:00 PM
Game Duration: 1:47
Attendance: 14,314

Coppin St. - 53

Record: 1-13

Opponent			Min	FG M-A	3P M-A	FT M-A	Rebounds OR DR TOT	Fouls PF FD	TP	AS	TO	ST	Blocks BS BA	+/-
20	Toto Fagbenle	F	30:18	5-10	0-0	2-2	3 6 9	4 2 12	1	2	2	1	2	-19
33	Luka Tekavcic	F	13:37	1-1	0-0	0-0	1 1 2	0 0 2	0	1	0	0	0	-13
35	Justin Winston	F	37:40	8-19	2-5	1-1	0 3 3	2 4 19	1	3	1	0	1	-23
3	Aa'reyon Munir-Jones	G	29:59	0-4	0-1	0-0	0 3 3	3 0 0	1	0	0	0	1	-11
5	Greg Spurlock	G	38:54	4-11	1-2	4-4	2 2 4	3 3 13	1	2	1	0	1	-21
13	Preist Ryan		27:55	0-2	0-1	1-2	1 4 5	1 1 1	1	2	0	0	0	-1
10	Ryan Archey		13:39	0-6	0-1	0-0	0 0 0	4 2 0	0	4	1	0	1	-16
11	Don Don Ferguson		07:58	2-2	2-2	0-0	0 1 1	0 0 0	6	0	0	0	0	-3
Team							2 1 3		0	0				
Totals				20:55	5-12	8-9	9 21 30	17 12 53	5	14	5	1	6	-22

Technical Fouls: NONE

Shooting By Period	
1 st FG%	8-25 32.0%
3PT%	2-5 40.0%
FT%	0-0 0%
2 nd FG%	12-30 40.0%
3PT%	3-7 42.9%
FT%	8-9 88.9%
GM FG%	20-55 36.4%
3PT%	5-12 41.7%
FT%	8-9 88.9%

Dead Ball Rebounds: 1, 0

Purdue - 67

Record: 13-1 (2-1)

NO.	Name	Min	FG M-A	3P M-A	FT M-A	Rebounds OR DR TOT	Fouls PF FD	TP	AS	TO	ST	Blocks BS BA	+/-
4	Trey Kaufman-Renn	F 17:25	1-3	1-1	0-0	2 3 5	2 1 3	0	0	0	0	0	8
15	Zach Edey	C 34:17	8-13	0-0	7-8	3 9 12	0 6 23	2	5	0	1	0	16
2	Fletcher Loyer	G 27:20	3-9	2-5	1-2	1 2 3	1 1 9	2	0	0	0	0	20
3	Braden Smith	G 35:38	6-13	2-3	0-0	0 7 7	2 0 14	6	4	1	0	2	14
55	Lance Jones	G 32:34	4-13	3-10	0-0	0 1 1	1 1 11	4	1	0	0	1	12
0	Mason Gillis	22:19	2-2	0-0	0-0	1 2 3	1 2 4	2	0	0	0	0	8
25	Ethan Morton	12:03	0-0	0-0	0-0	0 1 1	0 0 0	0	0	0	0	0	-3
23	Camden Heide	09:46	1-1	1-1	0-0	1 2 3	0 0 3	0	0	0	0	0	-2
1	Caleb Furst	05:59	0-0	0-0	0-0	1 0 1	0 0 0	0	0	1	0	0	-4
5	Myles Colvin	02:39	0-0	0-0	0-0	0 0 0	0 0 0	1	0	0	0	0	1
Team						1 2 3		0	1				
Totals			25-54	9-20	8-10	10 29 39	7 12 67	16	12	1	2	3	14

Technical Fouls: NONE

Shooting By Period	
1 st FG%	13-29 44.8%
3PT%	4-9 44.4%
FT%	2-2 100%
2 nd FG%	12-25 48.0%
3PT%	5-11 45.5%
FT%	6-8 75%
GM FG%	25-54 46.3%
3PT%	9-20 45.0%
FT%	8-10 80.0%

Dead Ball Rebounds: 1, 1

Maryland - 75

Record: 9-4

NO.	Name		Min	FG M-A	3P M-A	FT M-A	Rebounds OR DR TOT	Fouls PF FD	TP	AS	TO	ST	Blocks BS BA	+/-
10	Julian Reese	F	24:39	9-13	0-0	0-3	3 7 10	1 2 18	0	2	0	3	1	26
22	Jordan Geronimo	F	25:43	2-4	0-1	4-4	3 4 7	3 2 8	1	1	0	0	0	21
24	Donta Scott	F	23:36	4-7	2-5	2-2	0 2 2	1 1 12	4	1	0	0	0	32
2	Jahair Long	G	28:43	6-8	2-3	1-1	1 2 3	2 3 15	4	2	0	0	0	21
5	DeShawn Harris-Smith	G	27:28	2-8	1-3	3-6	3 3 6	1 6 8	5	3	2	0	0	27
12	Jamie Kaiser, Jr.		20:07	0-6	0-5	2-2	1 1 2	0 1 2	0	0	0	3	0	8
0	Jahnnathan Lamothe		14:56	0-2	0-1	0-0	0 0 0	1 0 0	0	0	1	0	0	-7
35	Caelum Swanton-Rodger		15:21	4-4	0-0	1-3	2 3 5	2 2 9	0	0	0	1	0	-4
11	Noah Batchelor		09:39	1-3	1-3	0-0	0 1 1	0 0 3	0	1	0	0	0	-1
14	Mady Traore		05:16	0-2	0-0	0-0	1 1 2	1 0 0	0	0	0	0	0	-7
30	Lukas Sotell		01:46	0-0	0-0	0-0	0 0 0	0 0 0	0	0	0	0	0	-3
40	Ben Murphy		01:46	0-2	0-1	0-0	1 0 1	0 0 0	0	0	0	0	0	-3
Team							0 1 1		0	1				
Totals				28-59	6-22	13-21	15 25 40	12 17 75	14	12	8	6	1	22

Technical Fouls: NONE

Shooting By Period	
1 st FG%	15-28 53.6%
3PT%	3-13 23.1%
FT%	5-8 62.5%
2 nd FG%	13-31 41.9%
3PT%	3-9 33.3%
FT%	8-13 61.5%
GM FG%	28-59 47.5%
3PT%	6-22 27.3%
FT%	13-21 61.9%

Dead Ball Rebounds: 3, 1

Maryland - 53

Record: 9-5 (1-2)

NO.	Name	Min	FG M-A	3P M-A	FT M-A	Rebounds OR DR TOT	Fouls PF FO	TP	AS	TO	ST	Blocks BS BA	+/-
10	Julian Reese	F 34:19	0-4	0-0	0-0	2 5 7	4 0 0	2	1	2	1	0	-8
22	Jordan Geronimo	F 22:41	3-10	0-2	3-4	4 2 6	0 2 9	0	0	0	1	1	-12
24	Donta Scott	F 32:53	2-6	1-3	3-4	1 6 7	0 2 8	0	3	3	0	0	-12
1	Jahmir Young	G 35:10	12-23	2-6	0-3	3 1 4	1 2 26	0	1	1	0	1	-5
5	DeShawn Harris-Smith	G 20:39	1-7	0-3	0-0	1 1 2	1 1 2	0	2	0	0	0	-15
2	Jahmir Long	23:00	1-4	0-1	0-0	0 1 1	3 0 2	2	0	0	0	0	-8
12	Jamie Kaiser, Jr.	21:40	2-6	0-0	1 1 2	2 0 0	6 0 1	0	1	0	1	0	-5
35	Caelum Swanton-Rodger	05:41	0-0	0-0	1 0 1	1 0 0	1 0 0	0	0	0	0	0	-6
11	Noah Batchelor	03:57	0-1	0-1	0-0	0 0 0	0 0 0	0	0	0	0	0	1
Team							2 2 4		0	1			
Totals			21-63	5-22	6-11	15 19	34 12 7	53 5	9 6	3 3	2	-14	

Technical Fouls: NONE

Shooting By Period	
1 st FG%	7-28 25.0%
3PT%	1-8 12.5%
FT%	4-8 50%
2 nd FG%	14-35 40.0%
3PT%	4-14 28.6%
FT%	2-3 66.7%
GM FG%	21-63 33.3%
3PT%	5-22 22.7%
FT%	6-11 54.5%

Dead Ball Rebounds: 2, 1

	CSU	UMD
Biggest lead	4 (1 st 19:10)	28 (2 nd 16:40)
Best Scoring Run	10 (2 nd 8:27)	12 (1 st 6:09)
Lead Changes	1	
Times Tied	1	
Time with Lead	01:37	37:20

Points from	CSU	UMD
Turnovers	12	14
Paint	24	40
Second Chance	9	17
Fast Breaks	6	11
Bench	7	14

Period by Period Scoring	1st	2nd	TOT
CSU	18	35	53
UMD	38	37	75



Official Basketball Box Score - Final
Maryland at Minnesota
01/07/24 Williams Arena, Minneapolis
2023-24 Men's Basketball

Officials: D.J. Carstensen, Rob Riley, John Floyd

Game Time: 4:30 PM
Game Duration: 2:12
Attendance: 8,553



Official Basketball Box Score - Final
Michigan at Maryland
01/11/24 XFINITY Center, College Park
2023-24 Men's Basketball

Officials: Don Daly, Tim Comer, Bart Lennox

Game Time: 7:00 PM
Game Duration: 2:06
Attendance: 12,007

Maryland - 62

Record: 9-6 (1-3)

NO.	Name	Min	FG MA	3P MT	FT FA	Rebounds OR DR TOT	Fouls PF FD	TP	AS	TO	ST	Blocks BS BA	+/-
10	Julian Reese	F 28:16	5-9	0-0	4-7	4 5 9	5 6 14	1	3	1	3	1	14
22	Jordan Geronimo	F 15:48	0-0	0-0	0-0	2 2 2	2 0 0	1	1	0	0	1	-6
24	Donta Scott	F 34:46	6-11	2-3	0-0	2 4 6	2 1 14	2	4	0	1	1	-11
1	Jahmir Young	G 36:45	5-17	1-5	9-10	1 7 8	1 7 20	2	5	2	0	3	3
5	DeShawn Harris-Smith	G 29:59	1-5	0-0	5-5	1 2 3	1 3 7	4	1	1	0	0	-11
0	Jahnnathan Lamothe	13:25	0-0	0-0	0-0	0 2 2	1 0 0	0	2	0	0	0	-10
12	Jamie Kaiser, Jr.	21:26	2-6	1-3	2-2	0 1 1	5 1 7	0	1	2	0	1	17
11	Noah Batchelor	08:20	0-1	0-1	0-0	0 0 0	0 0 0	0	0	0	0	0	-7
35	Caelum Swanton-Rodger	11:16	0-1	0-0	0-0	1 0 1	3 0 0	0	1	0	1	0	-18
Team						3 3 6		0	0				
Totals			19-50	4-12	20-24	12 26 38	20 18 62	10 17	6 6	6 6	-3		

Technical Fouls: NONE

Shooting By Period	
1 st FG%	10-22 45.5%
3PT%	2-6 33.3%
FT%	7-7 100%
2 nd FG%	9-28 32.1%
3PT%	2-6 33.3%
FT%	13-17 76.5%
GM FG%	19-50 38.0%
3PT%	4-12 33.3%
FT%	20-24 83.3%

Dead Ball Rebounds: 1, 0

Michigan - 57

Record: 6-10 (1-4)

NO.	Name		Min	FG M/A	3P M/A	FT M/A	Rebounds OR DR TOT	Fouls PF FD	TP	AS	TO	ST	Blocks BS BA	+/-
5	Terrance Williams II	F	36:54	3-8	1-2	3-4	0 2 2	3 2 10	1	1	0	1	1	-1
13	Olivier Nkamhoua	F	37:14	8-16	0-2	2-4	0 7 7	1 3 18	2	3	0	0	0	-5
32	Tarris Reed Jr.	F	18:56	3-5	0-0	2-2	1 5 6	3 1 8	0	3	1	0	0	-8
3	Jaelin Llewellyn	G	32:58	3-11	2-4	1-2	1 3 4	1 4 9	3	3	2	0	2	-9
4	Nimari Burnett	G	35:16	2-9	1-5	2-3	1 4 5	3 4 7	3	1	1	1	2	2
40	George Washington III		08:39	0-0	0-0	0-0	0 0 0	1 0 0	0	0	0	0	0	-7
42	Will Tschetter		23:27	2-4	1-2	0-0	1 3 4	5 0 5	1	0	0	0	0	1
24	Youssef Khayat		06:36	0-0	0-0	0-0	0 0 0	1 0 0	0	0	0	0	0	-8
Team							2 2 4		0	0				
Totals				21-53	5-15	10-15	6 26 32	18 14 57	10	11	4	2	5	-7
Technical Fouls: 0														None



2023-24 BOX SCORES



Official Basketball Box Score - Final
Maryland at Illinois
01/14/24 State Farm Center, Champaign
2023-24 Men's Basketball

Game Time: 1:00 PM
Game Duration: 1:57
Attendance: 15,544



Official Basketball Box Score - Final
Maryland at Northwestern
01/17/24 Welsh-Ryan Arena, Evanston
2023-24 Men's Basketball

Game Time: 8:00 PM
Game Duration: 2:06
Attendance: 5,542

Maryland - 76

Record: 11-6 (3-3)

Officials: Kipp Kissinger, John Gaffney, Michael Greenstein

NO. Name	Min	FG M-A	3P M-A	FT M-A	Rebounds OR DR TOT	Fouls PF FD	TP	AS	TO	ST	Blocks BS BA	+/-
10 Julian Reese	F 34:05	8-16	0-0	4-7	2 9 11	1 5 20	2	1	2	1	2 7	
22 Jordan Geronimo	F 29:52	4-7	1-2	0-0	3 1 4	3 1 9	0	1	0	3	0 12	
24 Donta Scott	F 32:54	3-8	1-3	2-2	1 4 5	1 2 9	1	0	1	0	1 3	
1 Jahmir Young	G 39:38	11-24	0-4	6-6	0 2 2	1 5 28	8	2	1	1	0 8	
5 DeShawn Harris-Smith	G 28:28	2-6	1-5	0-2	3 5 8	4 1 5	2	2	0	1	0 8	
12 Jamie Kaiser, Jr.	20:50	0-2	0-0	0-0	1 5 6	4 0 0	0	0	0	0	0 -2	
35 Caelum Swanton-Rodger	04:28	1-1	0-0	0-0	0 1 1	0 0 2	0	0	0	0	0 4	
11 Noah Batchelor	06:45	1-1	1-1	0-0	0 0 0	1 0 1	3	0	0	0	0 3	
2 Jahiri Long	03:00	0-0	0-0	0-0	0 0 0	0 0 0	1	1	0	0	0 2	
Team					1 3 4	0 0	0	0				
Totals		30-65	4-17	12-17	11 30 41	15 14	76	14	7	4	6 3 9	

Technical Fouls: NONE

Shooting By Period	1st FG%	2nd FG%	3rd FG%	FT%
1st FG%	15-35 42.9%			
2nd FG%	15-30 50.0%			
3rd FG%	15-35 42.9%			
FT%	12-17 70.6%			
GM FG%	30-65 46.2%			
FT%	12-17 70.6%			
Dead Ball Rebounds:	2 0			

Maryland - 69

Record: 11-7 (3-4)

Officials: Brian Dorsey, Keith Kimble, Tim Comer

		FG		3P		FT		Rebounds		Fouls		TP		AS		TO		ST		Blocks		+/-	
		Min							OR	DR	TOT	PF	FD							BS	BA		
NO.	Name																						
10	Julian Reese	F	36:45	4-8	0-0	2-5	1	8	9	4	7	10	2	6	1	0	0	0	0	0	0	-3	
22	Jordan Geronimo	F	33:33	5-6	2-3	0-0	1	6	7	2	1	12	0	1	1	0	0	3	0	2	0	2	
24	Donta Scott	F	27:23	4-9	3-6	0-0	0	2	2	4	1	11	1	1	0	0	0	1	0	1	2	0	
1	Jahmir Young	G	33:33	12-19	1-4	11-11	2	0	2	2	1	7	36	5	1	2	1	1	2	1	2	0	
5	DeShawn Harris-Smith	G	27:50	0-2	0-1	0-0	0	4	4	5	0	0	0	0	1	0	0	0	0	0	-1	-1	
12	Jamie Kaiser, Jr.		09:16	0-1	0-1	0-0	1	0	1	0	0	0	0	1	0	0	0	0	0	0	-10	-10	
2	Jahari Long		16:54	0-2	0-1	0-2	0	1	1	2	2	0	3	1	0	1	0	0	0	0	-2	-2	
11	Noah Batchelor		11:31	0-1	0-1	0-0	0	0	0	0	2	0	0	1	0	0	0	0	0	0	-4	-4	
35	Caelum Swanton-Rodger		03:14	0-0	0-0	0-0	0	0	0	0	1	0	0	0	1	0	0	0	0	0	-1	-1	
Team							1	0	1	0	0	0	0										
Totals				25-48	6-17	13-18	6	21	27	21	18	69	12	13	3	5	3	5	3	-3	-3		

Technical Fouls: NONE

Shooting By Period	1st FG%	2nd FG%	3rd FG%	FT%
1st FG%	12-23 52.2%			
2nd FG%	13-25 52.0%			
3rd FG%	13-25 52.0%			
FT%	12-18 66.7%			
GM FG%	25-48 52.1%			
FT%	12-18 66.7%			
Dead Ball Rebounds:	2 1			

Illinois - 67

Record: 12-4 (3-2)

Technical Fouls: NONE

NO. Name		Min	FG M-A	3P M-A	FT M-A	Rebounds OR DR TOT	Fouls PF FD	TP	AS	TO	ST	Blocks BS BA	+/-
3 Marcus Dornask	F	37:15	9-19	2-4	6-6	0 4 4	1 5 26	1	5	0	0	3 -12	
13 Quincy Guerrier	F	34:13	2-10	1-4	2-3	0 5 5	0 1 7	0	0	0	0	1 -2	
33 Coleman Hawkins	F	28:42	2-6	0-4	4-5	1 6 7	5 4 9	1	1	1	2	0 -1	
10 Luke Goode	G	36:12	4-10	3-7	2-2	4 2 6	3 1 13	0	0	1	0	0 -2	
20 Ty Rodgers	G	32:51	2-8	0-0	1-2	2 4 6	3 1 5	5	2	1	0	1 -5	
4 Justin Harmon	20:49	0-7	0-3	1-2	2 1 3	2 1 1	1 1 1	1	1	0	1	0 -16	
42 Dain Dainja	09:58	2-4	0-0	3-4	1 3 4	0 2 7	0 1 1	0	0	1	0	1 -7	
Team						5 1 6	0 1	0	1				
Totals		21-64	6-22	19-24	15 26 41	14 15	67	8	9	5 3 6	-9		

Technical Fouls: NONE

Shooting By Period	1st FG%	2nd FG%	3rd FG%	FT%
1st FG%	12-24 50.0%			
2nd FG%	10-13 76.9%			
3rd FG%	9-40 22.5%			
FT%	1-14 7.1%			
GM FG%	30-65 46.2%			
FT%	12-17 70.6%			
Dead Ball Rebounds:	3 1			

Northwestern - 72

Record: 13-4 (4-2)

Technical Fouls: NONE

NO. Name	Min	FG M-A	3P M-A	FT M-A	Rebounds OR DR TOT	Fouls PF FD	TP	AS	TO	ST	Blocks BS BA	+/-
33 Luke Hunger	F 08:42	1-1	0-0	1-2	0 0 0	3 1 3	3	1	1	0	0	2
0 Boo Bue	G 36:55	7-14	2-5	4-4	0 4 4	2 5 20	7	2	1	0	0	4
3 Ty Berry	G 31:39	2-8	1-5	6-6	2 5 7	4 4 11	3	1	1	0	2	4
5 Ryan Langborg	G 36:40	3-10	2-7	0-0	1 2 3	3 6 8	0	0	2	0	1	0
13 Brooks Barnhizer	G 38:22	5-8	1-2	4-4	0 4 4	1 2 15	3	0	5	1	0	1
34 Matthew Nicholson	31:05	5-9	0-0	0-2	5 2 7	3 1 10	1	0	1	1	2	5
2 Nick Martinelli	16:24	1-5	0-2	3-4	2 2 4	1 2 5	0	1	0	1	0	3
32 Blake Preston	00:13	0-0	0-0	0-0	0 0 0	1 0 0	0	0	0	0	0	0
Team					1 0 1	0 2	0	2				
Totals		24-55	6-21	18-22	11 19 30	18 21	72	15	7	10	3 5 3	

Technical Fouls: NONE

Shooting By Period	1st FG%	2nd FG%	3rd FG%	FT%
1st FG%	13-30 43.3%			
2nd FG%	11-25 44.0%			
3rd FG%	11-25 44.0%			
FT%	16-20 80.0%			
GM FG%	24-55 43.6%			
FT%	16-20 80.0%			
Dead Ball Rebounds:	2 1			

	UMD	ILL							
Biggest lead	9 (2 nd 0:33)	9 (1 st 11:45)	Points from Turnovers	UMD	ILL	Period by Period Scoring			
Best Scoring Run	6 (2 nd 13:27)	8 (1 st 16:45)	Paint	52	26		1st	2nd	TOT
Lead Changes	6		Second Chance	8	16	UMD	37	39	76
Times Tied	5		Fast Breaks	10	10	ILL	39	28	67
Time with Lead	16:33	19:04	Bench	5	8				

	UMD	NU				
Biggest lead	3 (1 st 19:13)	6 (2 nd 13:55)				
Best Scoring Run	6 (2 nd 11:30)	8 (1 st 1:57)				
Lead Changes	11		Points from Turnovers	UMD	NU	
Times Tied	6		Paint	32	28	
Time with Lead	10:53	25:20	Second Chance	7	11	
			Fast Breaks	7	9	
			Bench	0	15	
			Period by Period Scoring			
				1st	2nd	TOT
			UMD	28	41	69
			NU	32	40	72



Official Basketball Box Score - Final
Michigan St. at Maryland
01/21/24 XFINITY Center, College Park
2023-24 Men's Basketball

Game Time: 12:00 PM
Game Duration: 2:01
Attendance: 15,103



Official Basketball Box Score - Final
Maryland at Iowa
01/24/24 Carver-Hawkeye Arena, Iowa City, Iowa
2023-24 Men's Basketball

Game Time: 6:00 PM
Game Duration: 2:03
Attendance: 8,532

Michigan St. - 61

Record: 12-7 (4-4)

Officials: James Breeding, Terry Oglesby, Doug Simons

NO. Name		Min	FG M-A	3P M-A	FT M-A	OR	DR	TOT	Fouls PF FD	TP	AS	TO	ST	Blocks BS BA	+/-
25 Malik Hall	F	32:05	4-9	1-3	3-4	1	5	6	2 3 12	0	2	0	0	2	2
22 Mady Sissoko	C	10:11	1-3	0-0	0-0	1	4	5	4 0 2	0	0	0	0	1	-5
2 Tyson Walker	G	36:40	5-14	2-4	3-4	0	1	1	2 3 15	5	3	5	0	1	3
3 Jaden Atkins	G	22:28	2-6	1-3	0-0	0	2	2	0 1 5	0	1	1	0	0	-6
11 A.J. Hoggard	G	35:13	4-11	0-2	4-4	0	1	1	1 5 12	2	0	2	1	1	7
15 Carson Cooper		27:02	0-1	0-0	0-0	0	4	4	1 0 0	0	0	0	1	2	11
5 Tre Holloman		25:57	4-5	3-4	1-2	0	1	1	3 2 12	1	1	0	0	0	2
55 Coen Carr		08:16	0-0	0-0	1-2	0	0	0	1 1 1	1	1	0	0	0	0
0 Jaxon Kohler		02:08	1-1	0-0	0-0	0	0	0	0 1 2	0	0	0	0	1	-4
Team						0	2	2	0	0	1				
Totals		21:50	7-16	12-16	2 20 22	14	16	61	9	8	9	4	6	2	

Technical Fouls: NONE

Shooting By Period	1st FG%	2nd FG%	3rd FG%	FT%
1st FG%	14-24 58.3%			
2nd FG%	10-14 71.4%			
3rd FG%	7-26 26.9%			
FT%	1-6 16.7%			
GM FG%	21-50 42.0%			
FT%	12-16 75.0%			
Dead Ball Rebounds:	3 0			

Maryland - 69

Record: 12-6 (4-5)

Officials: Paul Szek, Earl Walton, Kevin Brill

NO. Name	Min	FG M/A	3P M/A	FT M/A	Rebounds OR DR TOT	Fouls PF FD	TP	AS	TO	ST	Blocks BS BA	+/-
10 Julian Reese	F 37:45	6-9	0-0	5-8	5 4 9	3 8 17	1	2	1	5	0 3	3
22 Jordan Geronimo	F 15:32	2-3	0-0	0-0	1 2 3	4 1 4	0	3	1	3	0 -3	
24 Donta Scott	F 33:03	5-11	2-5	2-2	0 2 2	3 1 14	2	2	1	0	1 9	
1 Jahmir Young	G 37:31	7-15	3-4	5-6	1 6 7	2 6 22	4	3	1	0	0 6	
5 DeShawn Harris-Smith	G 25:41	2-4	0-0	2-2	0 2 2	4 1 6	0	0	0	0	0 0	
12 Jamie Kaiser, Jr.	19:29	0-4	0-3	0-2	1 3 4	1 1 0	0	0	2	0	1 5	
2 Jahiri Long	24:47	2-4	2-2	0-0	0 0 0	1 0 6	3	3	0	0	1 -5	
11 Noah Batchelor	03:57	0-1	0-1	0-0	0 0 0	0 0 0	0	0	0	0	0 -4	
35 Caelum Swanton-Rodger	02:15	0-0	0-0	0-0	0 0 0	1 0 0	0	0	0	0	0 -1	
Team					0 2 2	0 1	0	1				
Totals		24-51	7-15	14-20	8 21 29	19 18	69	10	14	6	8 3 2	

Technical Fouls: NONE

Shooting By Period	1st FG%	2nd FG%	3rd FG%	FT%
1st FG%	11-27 40.7%			
2nd FG%	13-24 54.2%			
3rd FG%	3-8 37.5%			
FT%	12-18 66.7%			
GM FG%	24-51 47.1%			
FT%	14-20 70.0%			
Dead Ball Rebounds:	2 0			

Maryland - 59

Record: 11-8 (3-5)

Technical Fouls: NONE

NO. Name		Min	FG M-A	3P M-A	FT M-A	Rebounds OR DR TOT			Fouls PF FD	TP	AS	TO	ST	Blocks BS BA	+/-	
10	Julian Reese	F 33:32	4-7	0-0	2-3	6	6	12	2 3	10	2	3	1	3	0	-2
22	Jordan Geronimo	F 25:03	0-5	0-2	0-0	1	2	3	4 1	0	0	1	2	1	1	3
24	Donta Scott	F 36:33	6-8	2-4	2-3	3	3	5	3 3	16	1	1	0	0	2	-1
1	Jahmir Young	G 36:20	6-15	3-6	4-4	0	4	4	0 5	19	4	7	1	0	3	-4
5	DeShawn Harris-Smith	G 31:37	2-7	0-4	1-1	0	5	5	3 1	5	1	4	0	0	0	3
12	Jake Kaiser, Jr.	10:57	0-2	0-2	0	2	2	0	1 1	0	0	1	0	0	0	-3
2	Jahari Long	20:25	3-6	3-4	0-0	1	1	2	2 0	9	0	0	0	0	0	-5
35	Caelum Swanton-Rodger	03:38	0-0	0-0	0	0	0	0	2 0	0	0	0	0	0	0	1
11	Noah Batchelor	01:55	0-0	0-0	0	0	0	0	0 0	0	0	0	0	0	0	-2
Team						0	5	5			0	1				
Totals			21-50	8-22	9-11	9	28	37	16 14	59	8	18	4	6	4	-2

2023-24 BOX SCORES



Official Basketball Box Score - Final
Nebraska at Maryland
01/27/24 XFINITY Center, College Park
2023-24 Men's Basketball

Game Time: 12:00 PM
Game Duration: 1:55
Attendance: 15,481



Official Basketball Box Score - Final
Maryland at Michigan St.
02/03/24 Breslin Events Center, East Lansing
2023-24 MSU Men's Basketball

Game Time: 5:30 PM
Game Duration: 2:04
Attendance: 14,797

Nebraska - 51

Record: 15-6 (5-5)

Officials: Kelly Pfeiler, Rob Kueneman, Deldre Carr

NO. Name	Min	FG M-A	3P M-A	FT M-A	Rebounds OR DR TOT	Fouls PF FD	TP	AS	TO	ST	Blocks BS BA	+/-
51 Rienk Mast	F 31:39	2-5	1-2	0-0	1 5 6	3 0	5	3	3	1	1 1	-8
53 Josiah Allick	F 25:14	0-2	0-0	3-6	1 3 4	3 3	3	2	1	0	1 1	-16
3 Brice Williams	G 28:03	2-7	2-3	3-4	0 3 3	3 3	9	1	2	2	1 2	-11
10 Jamarques Lawrence	G 25:32	3-5	2-3	0-0	0 2 2	1 1	8	2	4	0	0 0	-6
30 Keisei Tominaga	G 21:36	3-10	1-5	0-0	0 1 1	0 0	7	0	2	1	0 0	-17
0 C.J. Wilcher	23:18	5-7	4-6	0-0	0 0 0	0 4	14	1	2	0	0 0	-23
1 Sam Holberg	19:17	0-1	0-1	0-0	0 2 2	2 1	0	1	2	1	0 0	-22
11 Eli Rice	17:55	2-5	0-1	1-2	0 4 4	1 1	5	0	1	0	0 1	-17
9 Jarron Coleman	02:01	0-0	0-0	0-0	0 0 0	0 0	0	0	0	0	0 0	3
21 Matar Diop	02:01	0-1	0-0	0-0	0 1 1	1 0	0	0	0	0	0 0	3
31 Cale Jacobsen	02:01	0-0	0-0	0-0	0 0 0	0 0	0	0	0	0	0 0	3
24 Jeff Grace	01:23	0-0	0-0	0-0	0 0 0	0 0	0	0	0	0	0 0	1
Team					1 1 2		0	1				
Totals		17-43	10-21	7-12	3 22 25	14 13	51	10	18	5	3 5	-22

Technical Fouls: NONE

Maryland - 73

Record: 13-8 (5-5)

NO. Name	Min	FG M-A	3P M-A	FT M-A	Rebounds OR DR TOT	Fouls PF FD	TP	AS	TO	ST	Blocks BS BA	+/-
10 Julian Reese	F 32:25	5-11	0-0	5-8	3 13 16	1 4	15	1	1	3	1 1	21
22 Jordan Geronimo	F 33:31	1-7	1-3	0-0	5 3 8	3 2	3	0	0	3	2 1	15
24 Donta Scott	F 30:35	3-11	0-5	3-3	2 2 4	2 5	9	5	1	1	1 0	28
1 Jahmir Young	G 33:26	5-15	2-7	0-0	5 4 9	0 0	12	6	2	2	0 1	17
5 DeShawn Harris-Smith	G 26:05	4-6	1-2	0-0	0 1 1	2 0	9	2	2	0	0 0	17
2 Jahari Long	18:28	4-5	3-4	0-0	0 1 1	3 1	11	1	2	1	0 0	13
12 Jamie Kaiser, Jr.	17:50	4-7	4-5	2-2	0 1 1	0 0	14	1	0	1	1 0	11
0 Jahnnathan Lamothe	02:01	0-0	0-0	0-0	0 0 0	0 0	0	0	0	0	0 0	-3
11 Noah Batchelor	02:01	0-1	0-0	0-0	0 0 0	0 0	0	0	0	0	0 0	-3
35 Caelum Swanton-Rodger	02:01	0-0	0-0	0-1	0 0 0	1 1	0	0	0	0	0 0	-3
14 Mady Traore	01:37	0-1	0-0	0-0	0 0 0	1 0	0	0	0	0	0 0	-3
Team					2 1 3		0					
Totals		26-64	11-26	10-14	17 26 43	13 14	73	16	8	11	5 3	22

Technical Fouls: NONE

	NEB	UMD
Biggest lead	10 (1 st 15:30)	25 (2 nd 14:07)
Best Scoring Run	7 (2 nd 11:57)	9 (1 st 3:51)
Lead Changes	3	
Times Tied	1	
Time with Lead	08:31	30:05

Points from	NEB	UMD
Turnovers	8	25
Paint	12	30
Second Chance	5	18
Fast Breaks	5	6
Bench	19	25

Period by Period Scoring			
	1st	2nd	TOT
NEB	27	24	51
UMD	44	29	73

Shooting By Period	
1 st FG%	9-22 40.9%
3PT%	7-13 53.8%
FT%	2-4 50%
2 nd FG%	8-21 38.1%
3PT%	3-8 37.5%
FT%	5-8 62.5%
GM FG%	17-43 39.5%
3PT%	10-21 47.6%
FT%	7-12 58.3%

Dead Ball Rebounds: 2, 1

Maryland - 54

Record: 13-9 (5-6)

Officials: Paul Szecel, Brian Dorsey, Bill Ek

NO. Name	Min	FG M-A	3P M-A	FT M-A	Rebounds OR DR TOT	Fouls PF FD	TP	AS	TO	ST	Blocks BS BA	+/-
10 Julian Reese	F 13:52	0-2	0-0	2-2	1 1 2	4 2	2	3	2	0	0 0	-2
22 Jordan Geronimo	F 35:03	3-6	0-1	0-0	5 1 6	4 2	6	1	0	1	3 1	1
24 Donta Scott	F 39:18	5-19	3-12	0-0	3 7 10	4 2	13	0	3	1	1 2	-6
1 Jahmir Young	G 38:33	9-22	4-12	9-9	0 4 4	0 7	31	2	2	1	0 1	-12
5 DeShawn Harris-Smith	G 24:22	0-3	0-2	0-0	0 1 1	2 0	0	0	2	1	0 1	-12
35 Caelum Swanton-Rodger	07:26	0-0	0-0	0-0	1 0 1	1 0	0	0	2	0	0 0	-12
2 Jahari Long	30:18	0-2	0-2	2-2	0 0 0	0 1	2	2	2	1	1 0	-1
12 Jamie Kaiser, Jr.	11:09	0-1	0-1	0-0	0 1 1	0 0	0	0	0	0	0 0	-1
Team					2 3 5		0					
Totals		17-55	7-30	13-13	12 18 30	15 14	54	8	13	5	5 5	-9

Technical Fouls: NONE

Michigan St. - 63

Record: 14-8 (6-5)

NO. Name	Min	FG M-A	3P M-A	FT M-A	Rebounds OR DR TOT	Fouls PF FD	TP	AS	TO	ST	Blocks BS BA	+/-
25 Malik Hall	F 34:03	5-9	1-2	8-11	2 5 7	4 7	19	1	1	0	0 2	4
22 Mady Sissoko	C 18:39	2-3	0-0	0-0	0 3 3	3 1	4	0	1	1	1 0	-7
2 Tyson Walker	G 33:59	8-16	2-3	1-3	1 2 3	1 2	19	2	0	1	0 1	17
3 Jaden Atkins	G 31:37	3-11	1-7	0-0	3 2 5	1 2	7	0	2	2	0 1	3
11 A.J. Hoggard	G 30:56	2-5	0-0	2-2	1 4 5	1 2	6	8	3	3	0 0	10
15 Carson Cooper	21:21	1-3	0-0	0-0	4 2 6	2 1	2	2	0	0	3 0	15
0 Jaxon Kohler	03:43	1-2	0-0	0-0	0 0 0	0 0	2	0	0	0	0 0	8
5 Tre Holloman	19:52	1-3	0-2	0-0	0 3 3	1 0	2	1	3	0	1 0	3
55 Coen Carr	05:50	1-2	0-0	0-0	0 1 1	1 0	2	0	0	0	0 1	-8
Team					1 2 3		0					
Totals		24-54	4-14	11-16	12 24 36	14 15	63	14	12	7	5 5	9

Technical Fouls: NONE

	UMD	MSU
Biggest lead	1 (2 nd 7:15)	13 (2 nd 3:05)
Best Scoring Run	7 (1 st 9:33)	12 (2 nd 3:05)
Lead Changes	2	
Times Tied	0	
Time with Lead	00:13	39:26

Points from	UMD	MSU
Turnovers	11	15
Paint	18	30
Second Chance	6	11
Fast Breaks	4	4
Bench	2	8

Period by Period Scoring			
	1st	2nd	TOT
UMD	27	27	54
MSU	31	32	63



2023-24 NCAA / BIG TEN RANKINGS



Statistic	Player	National Rank	Conference Rank	Value	National Leader	Value	Conference Leader	Value
Assist/Turnover Ratio (350 ranked)	Jahmir Young	307	15	1.37	Bruce Thornton, Ohio St.	4.62	Bruce Thornton, Ohio St.	4.62
Assists (348 ranked)	Jahmir Young	152	9	85	Braden Smith, Purdue	164	Braden Smith, Purdue	164
Assists Per Game (341 ranked)	Jahmir Young	135	9	4.0	Elijah Hawkins, Minnesota	7.8	Elijah Hawkins, Minnesota	7.8
Blocks (349 ranked)	Julian Reese	18	4	48	Isaiah Cozart, Eastern Ky.	81	Clifford Omoruyi, Rutgers	63
	Jordan Geronimo	111	9	31				
Blocks Per Game (342 ranked)	Julian Reese	21	4	2.18	Isaiah Cozart, Eastern Ky.	3.86	Clifford Omoruyi, Rutgers	3.00
	Jordan Geronimo	119	10	1.41				
Double Doubles (469 ranked)	Julian Reese	15	2	10	Vonterius Woolbright, Western Caro.	19	Zach Edey, Purdue	15
	Donta Scott	469	24	1	Enrique Freeman, Akron	19		
	Jahmir Young	469	24	1				
Field Goal Attempts (345 ranked)	Jahmir Young	42	3	321	Tommy Bruner, Denver	449	Tyson Walker, Michigan St.	324
Field Goal Percentage (349 ranked)	Jahmir Young	281	17	43.0	Jonathan Mogbo, San Francisco	68.6	Zach Edey, Purdue	63.5
Field Goals (349 ranked)	Jahmir Young	76	6	138	Tommy Bruner, Denver	192	Zach Edey, Purdue	174
Free Throw Attempts (337 ranked)	Julian Reese	21	2	157	Zach Edey, Purdue	231	Zach Edey, Purdue	231
	Jahmir Young	49	3	133				
Free Throw Percentage (349 ranked)	Jahmir Young	17	1	90.2	DJ Davis, Butler	95.9	Jahmir Young, Maryland	90.2
Free Throws (342 ranked)	Jahmir Young	20	2	120	Kezza Giffa, High Point	177	Zach Edey, Purdue	166
	Julian Reese	87	4	92				
Minutes Per Game (350 ranked)	Jahmir Young	65	4	34:48	Kareem Thompson, Oral Roberts	38:33	Boo Buie, Northwestern	36:26
Points (350 ranked)	Jahmir Young	28	2	438	Tommy Bruner, Denver	608	Zach Edey, Purdue	514
Points Per Game (350 ranked)	Jahmir Young	17	2	20.9	Tommy Bruner, Denver	25.3	Zach Edey, Purdue	23.4
Rebounds (343 ranked)	Julian Reese	20	2	214	Vonterius Woolbright, Western Caro.	286	Zach Edey, Purdue	255
Rebounds (Defensive) Per Game (350 ranked)	Julian Reese	40	3	6.50	Vonterius Woolbright, Western Caro.	9.96	Zach Edey, Purdue	7.36
Rebounds (Offensive) Per Game (348 ranked)	Julian Reese	36	2	3.23	Drew Cisse, Western Ill.	4.74	Zach Edey, Purdue	4.23
	Jordan Geronimo	343	17	1.91				
Rebounds Per Game (350 ranked)	Julian Reese	19	2	9.7	Enrique Freeman, Akron	12.9	Zach Edey, Purdue	11.6
Steals (344 ranked)	Jahmir Young	248	11	31	Arturo Dean, FIU	81	Ace Baldwin Jr., Penn St.	62
Steals Per Game (348 ranked)	Jahmir Young	223	10	1.48	Arturo Dean, FIU	3.68	Ace Baldwin Jr., Penn St.	2.82
Three Point Attempts (341 ranked)	Jahmir Young	234	7	121	Tyler Thomas, Hofstra	236	Payton Sandfort, Iowa	158
Three Point Percentage (104 ranked)					Koby Brea, Dayton	48.0	Jamison Battle, Ohio St.	45.0
Three Pointers Per Game (345 ranked)	Jahmir Young	267	9	2.00	Tyler Thomas, Hofstra	3.70	Jamison Battle, Ohio St.	2.86
Total 3-point FGM (328 ranked)	Jahmir Young	286	9	42	Tyler Thomas, Hofstra	85	Jamison Battle, Ohio St.	63
Triple Doubles (4 ranked)					Vonterius Woolbright, Western Caro.	2		
					Kevin McCullar Jr., Kansas	2		
					Kevin Cross, Tulane	2		

Statistic	National Rank	Conference Rank	Value	National Leader	Value	Conference Leader	Value
Assist/Turnover Ratio (351 ranked)	305	14	0.91	Colorado St.	1.88	Iowa	1.87
Assists Per Game (351 ranked)	324	14	10.9	Kansas	20.7	Purdue	18.9
Bench Points per game (351 ranked)	340	14	12.27	Cornell	37.90	Nebraska	24.05
Blocks Per Game (351 ranked)	14	1	5.4	App State	7.1	Maryland	5.4
Effective FG pct (351 ranked)	306	13	0.471	Indiana St.	0.607	Purdue	0.570
Fastbreak Points (351 ranked)	208	7	9.32	TCU	20.82	Iowa	15.68
Field Goal Percentage (351 ranked)	315	13	41.3	Wright St.	53.4	Purdue	49.5
Field Goal Percentage Defense (351 ranked)	40	4	40.6	Houston	36.9	Michigan St.	39.6
Fouls Per Game (351 ranked)	210	12	17.2	Creighton	11.1	Purdue	13.9
Free Throw Attempts Per Game (351 ranked)	30	2	23.2	High Point	27.5	Purdue	25.2
Free Throw Percentage (351 ranked)	188	9	71.2	Villanova	82.1	Iowa	77.3
Free Throws Made Per Game (351 ranked)	36	2	16.5	High Point	21.5	Purdue	18.0
Rebound Margin (351 ranked)	136	6	2.0	Arizona	12.4	Purdue	11.0
Rebounds (Defensive) Per Game (351 ranked)	260	12	24.32	UT Martin	31.35	Illinois	29.52
Rebounds (Offensive) Per Game (351 ranked)	60	3	12.27	Texas A&M	18.38	Illinois	13.33
Rebounds Per Game (351 ranked)	131	7	36.59	Florida	44.50	Illinois	42.86
Scoring Defense (351 ranked)	11	1	63.4	Houston	54.0	Maryland	63.4
Scoring Margin (351 ranked)	104	8	6.2	Houston	19.6	Purdue	15.9
Scoring Offense (351 ranked)	285	13	69.5	Alabama	89.9	Purdue	85.8
Steals Per Game (351 ranked)	127	6	7.0	UTEP	11.7	Penn St.	9.0
Three Point Attempts Per Game (351 ranked)	181	6	22.0	North Florida	33.4	Nebraska	26.3
Three Point Percentage (351 ranked)	332	13	29.3	Baylor	40.8	Purdue	40.4
Three Point Percentage Defense (351 ranked)	222	9	33.9	N.C. Central	25.4	Penn St.	30.9
Three Pointers Per Game (351 ranked)	275	12	6.5	BYU	12.1	Nebraska	9.5
Turnover Margin (351 ranked)	109	7	1.2	Houston	7.6	Penn St.	5.0
Turnovers Forced Per Game (351 ranked)	91	4	13.18	UTEP	19.13	Penn St.	15.73
Turnovers Per Game (351 ranked)	177	11	12.0	UNCW	8.6	Northwestern	9.2
Winning Percentage (350 ranked)	136	8	59.1	Grand Canyon	91.3	Purdue	90.9

TERPS SUCCESS AT HOME VS. NO. 1 RANKED TEAMS

► Maryland holds the best overall record nationally against AP No. 1 ranked teams in home games dating back to 1994-95 despite this year's loss to No. 1 Purdue on Jan. 2, 2024.

All Div. I, Highest Win Pct at Home vs. AP No. 1 Team - Since 1994-95 (Minimum 5 Games)

Maryland	4-2	.667
North Carolina State	3-2	.600
Indiana	4-3	.571
Ohio State	4-3	.571
Florida State	3-3	.500

► Maryland won four straight home games against AP No. 1 ranked teams - two against North Carolina and two against Duke. The 2023-24 Purdue game marked the first time in 20 years to have a No. 1 ranked team visit XFINTY.

Home Games vs. AP No. 1 Ranked Teams

1994-95	North Carolina	W, 86-73
1997-98	North Carolina	W, 89-83 (OT)
2001-02	Duke	W, 87-73
2002-03	Duke	W, 87-72
2003-04	Duke	L, 60-68
2023-24	Purdue	L, 53-67

AP TOP 25 POLL TRACKING

Opponent	Pre	11/13	11/20	11/27	12/4	12/11	12/18	12/25	1/1	1/8	1/15	1/22	1/29	2/5	2/12	2/19	2/26	3/4	3/11
Illinois	25	23	RV	24	20	16	13	11	9	10	14	10	14	10					
Indiana	RV	-	-	-	-	-	-	-	-	-	-	-	-	-					
Maryland	RV	-	-	-	-	-	-	-	-	-	-	-	-	-					
Michigan	-	RV	RV	-	-	-	-	-	-	-	-	-	-	-					
Michigan State	4	18	21	RV	RV	-	RV	RV	RV	RV	-	RV	-	RV					
Northwestern	-	-	-	-	RV	25	RV	RV	RV	RV	-	-	RV	-					
Ohio State	-	-	-	RV	RV	RV	RV	RV	RV	-	-	-	-	-					
Purdue	3	2	2	1	4	3	1	1	1	1	2	2	2	2					
UCLA	RV	RV	RV	RV	RV	-	-	-	-	-	-	-	-	-					
Villanova	22	21	RV	18	RV	-	-	RV	RV	-	RV	-	-	-					
Wisconsin	RV	RV	-	-	23	23	24	23	21	15	11	13	6	11					

TERPS VS. AP TOP 5 (SINCE 2010-11)

Date	Opponent	H/A/N	Score
1/2/24	#1 Purdue	H	L, 53-67
3/18/23	#1 Alabama	N	L, 51-73
2/16/23	#3 Purdue	H	W, 68-54
1/22/23	#3 Purdue	@	L, 55-58
2/13/22	#3 Purdue	@	L, 61-62
3/22/21	#5 Alabama	N	L, 77-96
3/12/21	#4 Michigan	N	L, 66-79
2/8/21	#4 Ohio State	H	L, 65-73
1/7/21	#5 Iowa	H	L, 67-89
11/28/18	#4 Virginia	H	L, 71-76
1/31/18	#3 Purdue	@	L, 67-75
1/4/18	#1 Michigan St.	@	L, 61-91
3/24/16	#1 Kansas	N	L, 63-79
3/12/16	#2 Michigan St.	N	L, 61-64
1/28/16	#3 Iowa	H	W, 74-68
2/24/15	#5 Wisconsin	H	W, 59-53
3/9/14	#5 Virginia	H	W, 75-69 (ot)
2/24/14	#4 Syracuse	H	L, 55-57
12/4/13	#5 Ohio State	@	L, 60-76
3/15/13	#2 Duke	N	W, 83-74
2/16/13	#2 Duke	H	W, 83-81
1/26/13	#1 Duke	@	L, 64-84
11/9/12	#3 Kentucky	N	L, 69-72
3/9/12	#4 UNC	N	L, 69-85
2/4/12	#5 UNC	H	L, 74-83
3/11/11	#5 Duke	N	L, 71-87
2/2/11	#5 Duke	H	L, 62-80
1/9/11	#1 Duke	@	L, 64-71
11/18/10	#5 Pitt	N	L, 70-79

0


JAHNATHAN LAMOTHE

G • 6-4 • 192 • Fr. • Baltimore, MD (St. Frances Academy)

GP/GS	PPG	RPG	APG	FG%	3FG%	FT%
2023-24	9-0	1.3	1.0	0.4	.308	.222
Career	9-0	1.3	1.0	0.4	.308	.222
Career Highs	Pts: 10	3FG: 2	Reb: 3	Ass: 2	Stl: 3	Blk: 1

JONATHAN LA-MOETH


KEVIN WILLARD

Head Coach • Pittsburgh '97

Years at Maryland: 2nd / 17th Overall

Career Record/at UMD: 305-232 (.568) / 35-22 (.614)

STREAKS & NOTABLES

2,412 - Career points for Jahmir Young - the 2nd leading active scorer in the NCAA currently and one of two active players with over 2,000 points, 600+ rebounds, and 400+ assists for a career

500 - Jahmir Young was the 50th Terp to score 500 points in a season; ranks No. 30 (553) for single-season points (2022-23)

300 - Kevin Willard hit 300 career wins against UCLA; he is the 5th active Big Ten coach to reach 300 wins and joins his father, Ralph, who had 336 wins.

105th - Maryland opened its 105th season of basketball in 2023-24; the Terps hold a 1,660-1,132 record all-time

63.4 - Points allowed per game which ranks No. 1 in B1G and 11th nationally.

54 - games in a row won when scoring 100+

52 - since 2010-11, Maryland has allowed 51-or-fewer points in 35 games including four last season

46 - Maryland has won 47 consecutive home openers dating back to 1977-78

37 - games in a row won when scoring 90+

22 - Kevin Willard was the first coach in Maryland history to win 20 games in their first year

15 - Maryland's recruiting class ranked No. 15 overall nationally headlined by the DMV trio of Harris-Smith, Kaiser, Jr., and Lamothe

10-0 - Maryland was just the 2nd team to post a 10-0 home record in Big Ten Games last year; Purdue in 2018-19 was the other; 8th perfect home conference season for Maryland.

5th - Donta Scott is the 5th Terp all-time to reach 1,500 points/800 rebounds for a career

1st - Kevin Willard was the first coach in program history to lead the Terps to a national ranking in their first season at the helm

1


JAHMIR YOUNG

G • 6-1 • 185 • 5th Yr • Upper Marlboro, MD (DeMatha Catholic/Charlottesville)

GP/GS	PPG	RPG	APG	FG%	3FG%	FT%
2023-24	21-21	20.9	4.6	4.1	.430	.347
Career	141-141	17.1	5.1	3.2	.434	.342
Career Highs	Pts: 37	3FG: 4	Reb: 12	Ass: 9	Stl: 6	Blk: 3

JAH-MEER


DAVID COX

Associate Head Coach

William & Mary '95

Second Year at Maryland

2


JAHARI LONG

G • 6-5 • 200 • Sr. • Houston, TX (Episcopal/Seton Hall)

GP/GS	PPG	RPG	APG	FG%	3FG%	FT%
2023-24	20-1	5.2	1.4	1.7	.439	.362
Career	79-3	2.5	0.9	1.1	.401	.353
Career Highs	Pts: 15	3FG: 3	Reb: 4	Ass: 6	Stl: 3	Blk: 1

JAH-HAR-EE


MIKE JONES

Assistant Coach

Old Dominion '95

First Year at Maryland

4


BRADEN PIERCE

F • 7-0 • 230 • Fr. • Woodstock, GA (River Ridge HS / IMG Academy)

GP/GS	PPG	RPG	BPG	FG%	3FG%	FT%
2023-24	-	-	-	-	-	-
Career	-	-	-	-	-	-
Career Highs	Pts: -	3FG: -	Reb: -	Ass: -	Stl: -	Blk: -



GREG MANNING JR.

Assistant Coach

Loyola '08

Sixth Year at Maryland


5


DESHAWN HARRIS-SMITH

G • 6-5 • 215 • Fr. • Woodbridge, VA (Paul VI Catholic)

GP/GS	PPG	RPG	APG	FG%	3FG%	FT%
2023-24	22-22	6.8	4.3	2.3	.347	.161
Career	22-22	6.8	4.3	2.3	.347	.161
Career Highs	Pts: 13	3FG: 3	Reb: 8	Ass: 5	Stl: 3	Blk: 1

DAY-SHAWN


CHARLIE BUTLER

Director of Basketball Operations

Seton Hall '15

Second Year at Maryland

10


JULIAN REESE

F • 6-9 • 230 • Jr. • Baltimore, MD (St. Frances Academy)

GP/GS	PPG	RPG	BPG	FG%	3FG%	FT%
2023-24	22-22	13.1	9.7	2.2	.513	.000
Career	88-56	9.8	6.8	1.3	.549	.304
Career Highs	Pts: 24	3FG: 2	Reb: 16	Ass: 3	Stl: 3	Blk: 6

DAY-SHAWN



CHRIS ROBINSON

Coordinator of Basketball Operations

Maryland '19

Seventh Year at Maryland

11


NOAH BATCHELOR

G/F • 6-6 • 185 • So. • Frederick, MD (Glenelg Country School/IMG Acad.)

GP/GS	PPG	RPG	BPG	FG%	3FG%	FT%
2023-24	20-1	1.7	0.3	0.1	.333	.321
Career	42-2	1.6	0.8	0.1	.303	.288
Career Highs	Pts: 6	3FG: 2	Reb: 5	Ass: 2	Stl: 1	Blk: 1

KAI-ZER


RICKY HARRIS

Director of Player Personnel

Massachusetts '10

First Year at Maryland


12


JAMIE KAISER, JR.

F • 6-6 • 205 • Fr. • Burke, Va. (Bishop Ireton / IMG Academy)

GP/GS	PPG	RPG	SPG	FG%	3FG%	FT%
2023-24	22-1	3.9	2.3	0.9	.245	.253
Career	22-1	3.9	2.3	0.9	.245	.253
Career Highs	Pts: 14	3FG: 4	Reb: 6	Ass: 1	Stl: 4	Blk: 1

KAI-ZER


BRENTON PETTY

Video Coordinator

Fordham '18

Fifth Year at Maryland

13


CHANCE STEPHENS

G • 6-3 • 185 • So. • Riverside, CA (Riverside Polytechnic/LMU)

GP/GS	PPG	RPG	BPG	FG%	3FG%	FT%
2022-23 (LMU)	28-4	6.0	1.0	0	.359	.374
Career	28-4	6.0	1.0	0	.359	.374
Career Highs	Pts: 23	3FG: 7	Reb: 4	Ass: 2	Stl: 1	Blk: 0

MAD-EE TRA-OR-EH


KYLE TARP

Director of Basketball Performance

UC Davis '06

14th Year at Maryland

14


MADY TRAORE

F • 6-11 • 195 • So. • Paris, France (Believe Prep / New Mexico State)

GP/GS	PPG	RPG	BPG	FG%	3FG%	FT%
2023-24	7-0	0.6	0.7	0.2	.222	.000
Career	14-1	1.0	0.6	0.3	.375	.200
Career Highs	Pts: 5	3FG: 1	Reb: 2	Ass: 1	Stl: -	Blk: 1

MAD-EE TRA-OR-EH


MATT CHARVAT

Associate Head Athletic Trainer

Baldwin-Wallace '96

23rd Year at Maryland

22


JORDAN GERONIMO

F • 6-6 • 225 • Sr. • Newark, NJ (St. Paul's School/Indiana)

GP/GS	PPG	RPG	BPG	FG%	3FG%	FT%
2023-24	22-20	6.0	4.0	1.6	.440	.167
Career	104-26	4.2	3.0	0.9	.500	.255
Career Highs	Pts: 15	3FG: 2	Reb: 13	Ass: 3	Stl: 3	Blk: 5

DON-TAY

24



DONTA SCOTT

F • 6-8 • 205 • 5th Yr • Philadelphia, PA (Imhotep Charter)

GP/GS	PPG	RPG	SPG	FG%	3FG%	FT%
2023-24	22-22	11.1	5.0	0.6	.409	.356
Career	151-136	10.4	5.4	0.7	.428	.339
Career Highs	Pts: 25	3FG: 5	Reb: 12	Ass: 8	Stl: 4	Blk: 3

DON-TAY

35



GAELUM SWANTON-RODGER

C • 6-11 • 220 • So. • Calgary, Alberta (Edge School)

GP/GS	PPG	RPG	BPG	FG%	3FG%	FT%
2023-24	20-0	1.7	1.4	0.5	.667	0
Career	41-0	1.2	1.1	0.3	.677	0
Career Highs	Pts: 9	3FG: 0	Reb: 5	Ass: 1	Stl: 1	Blk: 3

GAL-UM

30


LUKAS SOTELL

G • 6-3 • 170 • Fr. • Stamford, CT (Monteverde School)

BEN MURPHY

G • 6-1 • 193 • Jr. • Reisterstown, MD (Howard CC)

40


QUICK FACTS

Location	College Park, Md.
Conference	Big Ten
Enrollment	40,709
Founded	1856
Colors	Red, White, Black, Gold
Nickname	Terrapins, Terps
Arena (Capacity)	XFINITY Center (17,950)
President	Dr. Darryll J. Pines (California '86)
Athletics Director	Damon Evans (Georgia '92)
2022-23 Overall Record	22-13
2022-23 Big Ten Record	11-9 (T5th)
2023 Big Ten Tournament Finish	2nd Round
Postseason Finish	NCAA 2nd Round
First Year of Basketball:	1910-11

Overall All-Time Record:

1,660-1,132 (.592) / 105th Year

NCAA Tournament Appearances/Last:

30 / 2023

National Championships:

1 (2002)

NCAA Final Fours:

2 (2001, 2002)

NCAA Elite Eights:

4 (1973, 1975, 2001, 2002)

NCAA Sweet 16:

14

(1958, 1973, 1975, 1980, 1984, 1985, 1994, 1995, 1998, 1999, 2001, 2002, 2003, 2016)

Conference Championships:

11

Tournament (4) — 1931, 1958, 1984, 2004; Regular Season (7) — T-1932, 1975, 1980, T-1995, 2002, T-2010, T-2020)