

# M 2024-25 MARYLAND MEN'S BASKETBALL

GAME 5

CANISIUS | NOV. 19, 2024 | 7:00 PM | XFINITY CENTER | B1G+

## 2024-25 SCHEDULE

### NOVEMBER

Date	Day	UMD	Opponent	TV	Time/Result
4	MON.	[RV]	MANHATTAN	B1G+	W, 79-49
8	FRI.	[RV]	MOUNT ST. MARY'S	BTN	W, 86-52
11	MON.	[RV]	FLORIDA A&M	B1G+	W, 84-53
15	FRI.	[RV]	#15 MARQUETTE	FS1	L, 74-78
19	TUE.	[RV]	CANISIUS	B1G+	7 PM
24	Sun.	[RV]	vs. Villanova <sup>1</sup>	ESPN	1 PM
27	WED.		BUCKNELL <sup>2</sup>	BTN	4:30 PM

### DECEMBER

Date	Day	UMD	Opponent	TV	Time/Result
1	SUN.		ALCORN STATE	BTN	12 PM
4	WED.		RV OHIO STATE*	BTN	6:30 PM
8	Sun.		at #6 Purdue*	BTN	12 PM
17	TUE.		SAINT FRANCIS	BTN	7:30 PM
21	Sat.		vs. Syracuse <sup>3</sup>	ESPN	12 PM
28	SAT.		UMES	BTN	12 PM

### JANUARY

Date	Day	UMD	Opponent	TV	Time/Result
2	Thur.		at Washington*	BTN	9:30 PM
5	Sun.		at RV Oregon*	Peacock	4 PM
10	FRI.		UCLA*	FOX	8 PM
13	MON.		MINNESOTA*	BTN	6:30 PM
16	Thur.		at Northwestern*	BTN	9 PM
19	SUN.		NEBRASKA*	BTN	12 PM
23	Thur.		at #25 Illinois*	FS1	9 PM
26	Sun.		at #16 Indiana*	CBS	12 PM
29	WED.		#19 WISCONSIN*	BTN	7 PM

### FEBRUARY

Date	Day	UMD	Opponent	TV	Time/Result
6	Thur.		at #21 Ohio State*	FS1	7 PM
9	SUN.		#24 RUTGERS*	BTN	12 PM
13	Thur.		at Nebraska*	BTN	8:30 PM
16	SUN.		IOWA*	FS1	5 PM
20	THUR.		USC*	FS1	8:30 PM
26	WED.		RV MICHIGAN STATE*	BTN	6:30 PM

### MARCH

Date	Day	UMD	Opponent	TV	Time/Result
1	Sat.		at RV Penn State*	BTN	12 PM
5	Wed.		at RV Michigan*	BTN	6:30 PM
8	SAT.		NORTHWESTERN*	PEACOCK	3 PM
12	Wed.		B1G 1st Round <sup>4</sup>	Peacock	TBA
13	Thur.		B1G 2nd Round <sup>4</sup>	BTN	TBA
14	Fri.		B1G Quarterfinals <sup>4</sup>	BTN	TBA
15	Sat.		B1G Semifinals <sup>4</sup>	CBS	1:30 PM
16	Sun.		B1G Championship <sup>4</sup>	CBS	3:30 PM

All Times EST. Home games at XFINITY Center in BOLD CAPS: 1 - 2024 Saatchi Empire Classic (Newark, NJ / Prudential Center); 2 - 2024 Saatchi Empire Classic (College Park, MD / XFINITY Center); 3 - 2024 Gotham Classic (Brooklyn, NY / Barclays Center); 4 - 2025 Big Ten Tournament (Indianapolis, IN / Gainbridge Fieldhouse). \* Indicates Big Ten Conference Game; [rv] indicates Maryland's AP ranking

## MEDIA CONTACTS

**Primary Contact:** John Sinnett  
Assistant AD - Strategic Communications & Content Dev.  
**Email / Phone:** jsinnett@umd.edu / (c) 413-687-2237

**Secondary Contact:** Bryant Avery  
Strategic Communications Assistant  
**Email / Phone:** bavery1@umd.edu / (c) 404-429-9873

## THE MATCHUP



### RV/- MARYLAND TERRAPINS

2024-25 Record: 3-1  
Head Coach: Kevin Willard (Pittsburgh '97)  
Years / Record at UMD: 3rd / 41-31 (.569)  
Overall Years / Record: 18th / 311-241 (.563)

2024-25 Top Scorer: Queen/Gillespie / 16.3 ppg / 65 pts  
2024-25 Top Rebounder: Reese / 8.5 rpg / 34 rebs  
2024-25 Top Assists: Queen / 2.5 apg / 10 ast  
2024-25 Top Blocks: Queen / 1.5 bpg / 6 blocks

VS



### CANISIUS GOLDEN GRIFFINS

2024-25 Record: 0-5  
Head Coach: Jim Christian (Rhode Island '88)  
Years / Record at CU: 1st / 0-5 (.000)  
Overall Years / Record: 20th / 320-291 (.523)

2024-25 Top Scorer: McMillan / 22.4 ppg / 112 pts  
2024-25 Top Rebounder: Palesse / 5.0 rpg / 25 reb  
2024-25 Top Assists: Benard / 3.2 apg / 16  
2024-25 Top Blocks: Kopa / 0.8 bpg / 4 blocks

## COVERAGE

**Radio:** Johnny Holliday (pxp), Chris Knoche (analyst),  
Walt Williams (analyst), Tom Marchitto (engineer)

**Maryland Sports Network:** One Maryland App,  
WJZ-FM 105.7 FM (Baltimore), The TEAM 980 AM (DC)

**TV:** n/a  
**Stream:** www.bigtenplus.com  
Tyler Lochte, Jack Susanin, Alexa Wootten  
**SiriusXM:** 380

## SERIES INFORMATION

Overall Record	Maryland Leads 7-0	Longest Maryland Streak	Won 7
Home / Away / Neutral	5-0 / 2-0 / 0-0	Longest Canisius Streak	-
Willard vs. Canisius	5-2	Largest Maryland Win	12/9/72 - 107-80 (+27)
Current Streak	Maryland won 7	Largest Canisius Win	-
Last Meeting	12/3/83 - W, 77-55		

## RIGHT HERE, RIGHT NOW

### WHERE WE ARE ...

► Maryland looks to bounce back and close out its five-game homestand on a strong note Tuesday night as Canisius visits XFINITY Center. The game will tip at 7 PM on a first-of-its-kind B1G+ Mega Cast. Fans can listen to the game on the Maryland Sports Radio Network with Voice of the Terps Johnny Holliday calling the action alongside Chris Knoche and Walt Williams.

### WHERE WE'VE BEEN ...

► The Terps are coming off a 78-74 loss to No. 15 Marquette on Friday night snapping a 12 game home non-conference win streak. Ja'Kobi Gillespie and Derik Queen each scored 24 points to lead the Terps.  
► Maryland has won 18 consecutive games against unranked non-conference foes heading into the Canisius game.

### THE BIG NOTE ... SPREADING THE WEALTH

► For the first time dating back through 1980-81, Maryland has had four different 20-point scorers through the first four games of the year. For the 2024-25 season, only five Division I teams have accomplished this: Maryland, Northeastern, Prairie View A&M, UIW, and Tennessee State. In the Big Ten, this is the sixth time it has happened over the last decade (back to 2014-15): Maryland, Michigan (2023-24), Illinois (2022-23), Purdue (2021-22, 2017-18), and Northwestern (2015-16).  
► For the Terps, Derik Queen opened the year with 22 points against Manhattan before adding his second 20-point effort with 24 against No. 15 Marquette. Rodney Rice had 28 against Mount St. Mary's, while Julian Reese had 21 points against Florida A&M. Ja'Kobi Gillespie became the fourth player to hit the mark with 24 points (matching Queen) against No. 15 Marquette.  
► The last time this happened for Maryland was 1980-81: Buck Williams (27 vs Navy), Ernie Graham (21 vs. American), Greg Manning Sr. (29 vs. Wagner), Albert King/Williams/Manning (21/20/21 vs. Syracuse).

## BIG NUMBERS

**1,051** - Career points for Julian Reese through 101 career games.

**724** - Career rebounds for Reese - ranks 16th all-time at Maryland.

**+54** - Points off turnovers difference which is second-best in Big Ten behind Penn State (+73) this season. UMD has an 83-29 advantage in points off turnovers this year through four games..

**20/20** - Derik Queen had the first 20/20 double-double for Maryland since Joe Smith in 1995.

**18** - Straight wins over unranked, non-conference foes.

## 2024-25 NUMERICAL ROSTER

No.	Name	Cl.	Pos.	Ht.	Wt.	Hometown / High School / Previous School	Instagram	Twitter
0	Ja'Kobi Gillespie	Jr.	G	6-1	186	Greeneville, Tenn. / Greeneville / Belmont	k0b1g	k0b1g
1	Rodney Rice	So.	G	6-4	198	Clinton, Md. / DeMatha Catholic / Virginia Tech	rodneyrice	rodneyrice
2	Jahari Long	5th	G	6-5	200	Houston, Texas / Episcopal / Seton Hall	jboogi	jahari2
4	Braden Pierce	R-Fr.	C	7-0	245	Woodstock, Ga. / River Ridge / IMG Academy (Fla.)	bradenpiercee	bradenpierce24
5	DeShawn Harris-Smith	So.	G	6-5	208	Woodbridge, Va. / Paul VI Catholic	thatdogdeshawn	dcincooo
6	Tafara Gapare	Jr.	F	6-9	215	Wellington, New Zealand / South Kent (Conn.) School / UMass / Georgia Tech	tafara.gapare	Tafara_Gapare5
7	Malachi Palmer	Fr.	G	6-6	212	Harrisburg, Pa. / Mt. Zion Prep (Md.)	malachipalmer	malachipalmerr
8	Jay Young	Grad.	G	6-2	180	Dallas, Texas / Garland / Grambling State / Baton Rouge CC / UCF / Memphis	jayyoung.1	JayhlonYoung
9	Selton Miguel	5th	G	6-4	217	Luanda, Angola / West Oaks Academy (Fla.) / Kansas State / South Florida	hollywood.sel	selton_miguel
10	Julian Reese	Sr.	F	6-9	252	Baltimore, Md. / St. Frances Academy	shifty_ju	reese10julian
13	Chance Stephens	R-So.	G	6-3	185	Riverside, Calif. / Riverside Polytechnic / Loyola Marymount	chance_the_sniper	sniperstephens3
22	Jordan Geronimo	5th	F	6-6	225	Newark, N.J. / St. Paul's School (N.H.) / Indiana	jordangeronimo22	jordangeronimo2
25	Derik Queen	Fr.	C	6-10	246	Baltimore, Md. / Montverde Academy (Fla.)	theederikqueen	derikqueen1
30	Lukas Sotell	So.	G	6-3	180	Stamford, Conn. / Stamford / Montverde Academy (Fla.)	lukassotell	LukasSotell
40	Ben Murphy	Sr.	G	6-1	210	Reisterstown Md. / Franklin / Howard Community College	benwmurphy	ben10murphy

**Head Coach:** Kevin Willard (Pittsburgh '97) 3rd season at Maryland / 18th season Overall

**Associate Head Coach:** David Cox (William & Mary '95), 3rd season

**Assistant Coach:** Kevin Norris (Miami '98), 1st season

**Assistant Coach:** Greg Manning, Jr. (Loyola '08), 7th season

**Director of Basketball Operations:** Charlie Butler (Seton Hall '15), 3rd season

**Coordinator of Basketball Operations:** Chris Robinson (Maryland '19), 9th season

**Director of Player Personnel:** Ricky Harris (Massachusetts '10), 2nd season

**Video Coordinator:** Brenton Petty (Fordham '18), 6th season

**Director of Basketball Performance:** Kyle Tarp (UC Davis '06), 15th season

**Athletic Trainer:** Matt Charvat, MA, ATC (Baldwin-Wallace '96), 24th season

### NUMBERS 6-9 MAKE THEIR RETURN

- ▶ For the first time since the 1947-48 season, several Terrapins will wear the numbers 6 (Tafara Gapare), 7 (Malachi Palmer), 8 (Jay Young), 9 (Selton Miguel).
- ▶ The numbers were previously not allowed to be worn because of referee hand signals when calling fouls. Double-digit numbers that also contained 6, 7, 8, and 9 were also not permitted. The NCAA changed the rule prior to the 2023-24 season.
- ▶ In 1947-48, Walt Pritchard wore 6, Ron Siegrist wore 7, J.P. Young wore 8, and Spencer Wright wore 9 as the last known players to don the two-handed digits.

## 2024-25 ALPHABETICAL ROSTER

No.	Name	Cl.	Pos.	Ht.	Wt.	Hometown / High School / Previous School	Instagram	Twitter
6	Tafara Gapare	Jr.	F	6-9	215	Wellington, New Zealand / South Kent (Conn.) School / UMass / Georgia Tech	tafara.gapare	Tafara_Gapare5
22	Jordan Geronimo	5th	F	6-6	225	Newark, N.J. / St. Paul's School (N.H.) / Indiana	jordangeronimo22	jordangeronimo2
0	Ja'Kobi Gillespie	Jr.	G	6-1	186	Greeneville, Tenn. / Greeneville / Belmont	k0b1g	k0b1g
5	DeShawn Harris-Smith	So.	G	6-5	208	Woodbridge, Va. / Paul VI Catholic	thatdogdeshawn	dcincooo
2	Jahari Long	5th	G	6-5	200	Houston, Texas / Episcopal / Seton Hall	jboogi	jahari2
9	Selton Miguel	5th	G	6-4	217	Luanda, Angola / West Oaks Academy (Fla.) / Kansas State / South Florida	hollywood.sel	selton_miguel
40	Ben Murphy	Sr.	G	6-1	210	Reisterstown Md. / Franklin / Howard Community College	benwmurphy	ben10murphy
7	Malachi Palmer	Fr.	G	6-6	212	Harrisburg, Pa. / Mt. Zion Prep (Md.)	malachipalmer	malachipalmerr
4	Braden Pierce	R-Fr.	C	7-0	245	Woodstock, Ga. / River Ridge / IMG Academy (Fla.)	bradenpiercee	bradenpierce24
25	Derik Queen	Fr.	C	6-10	246	Baltimore, Md. / Montverde Academy (Fla.)	theederikqueen	derikqueen1
10	Julian Reese	Sr.	F	6-9	252	Baltimore, Md. / St. Frances Academy	shifty_ju	reese10julian
1	Rodney Rice	So.	G	6-4	198	Clinton, Md. / DeMatha Catholic / Virginia Tech	rodneyrice	rodneyrice
30	Lukas Sotell	So.	G	6-3	180	Stamford, Conn. / Stamford / Montverde Academy (Fla.)	lukassotell	LukasSotell
13	Chance Stephens	R-So.	G	6-3	185	Riverside, Calif. / Riverside Polytechnic / Loyola Marymount	chance_the_sniper	sniperstephens3
8	Jay Young	Grad.	G	6-2	180	Dallas, Texas / Garland / Grambling State / Baton Rouge CC / UCF / Memphis	jayyoung.1	JayhlonYoung

### PRONUNCIATIONS

#2 Jahari Long	jah-har-ee
#5 DeShawn Harris-Smith	day-shawn
#6 Tafara Gapare	tuh-FAR-uh guh-PAR-ee
#40 Lukas Sotell	so-TELL

### QUICK FACTS

<b>Location</b>	College Park, Md.
<b>Conference</b>	Big Ten
<b>Enrollment</b>	40,709
<b>Founded</b>	1856
<b>Colors</b>	Red, White, Black, Gold
<b>Nickname</b>	Terrapins, Terps
<b>Arena (Capacity)</b>	XFINITY Center (17,950)
<b>President</b>	Dr. Darryll J. Pines (California '86)
<b>Athletics Director</b>	Damon Evans (Georgia '92)
<b>2023-24 Overall Record</b>	16-17
<b>2023-24 Big Ten Record</b>	7-13 (12th)
<b>2024 Big Ten Tournament Finish</b>	2nd Round
<b>Postseason Finish</b>	---

<b>First Year of Basketball:</b>	1910-11
<b>Overall All-Time Record:</b>	1,668-1,140 (.594) / 106th Year
<b>NCAA Tournament Appearances/Last:</b>	30 / 2023
<b>National Championships:</b>	1 (2002)
<b>NCAA Final Fours:</b>	2 (2001, 2002)
<b>NCAA Elite Eights:</b>	4 (1973, 1975, 2001, 2002)
<b>NCAA Sweet 16:</b>	14
	(1958, 1973, 1975, 1980, 1984, 1985, 1994, 1995, 1998, 1999, 2001, 2002, 2003, 2016)
<b>Conference Championships:</b>	11
	Tournament (4) — 1931, 1958, 1984, 2004;
	Regular Season (7) — T-1932, 1975, 1980, T-1995, 2002, T-2010, T-2020)

## TERRAPIN TEAM NOTES

### QUEEN HAS REMARKABLE DEBUT FOR TERPS

- It was an impressive collegiate debut for Derik Queen as he proved the hype around him as real. In the season-opening win over Manhattan, the freshman scored 22 points (9-of-16 FG) and hauled in 20 rebounds to post the first 20/20 double-double for the Terps since Joe Smith (31 pts, 21 reb) against Texas in 1995.
- Derik Queen is just the second player in college basketball to post a 20-20 game in his freshman debut since 1996-97. He joins Kansas State's Michael Beasley in 2007 (32 points and 24 rebounds).
- He's the first Maryland player to post a 20-20 game since Joe Smith had 31 points and 21 rebounds against Texas in the 1995 NCAA Tournament.
- Queen is the first freshman in college basketball with a 20-20 game since Jalen Duran had 21 points and 20 rebounds for Memphis vs. UCF on March 11, 2022.
- Queen is the first Big Ten freshman with a 20-20 game in any game since at least 2008-09.
- Queen's 22 points are the most by a Maryland freshman in his debut game since Joe Smith had 26 vs. Georgetown in 1993.
- Queen's 20 rebounds are the most for any Maryland player in any game since Joe Smith had 21 vs. Texas in the 1995 NCAA Tournament.
- Queen's 20 rebounds are the most by a Maryland player in his Terrapin debut.
- Queen's 20 rebounds are the most by a Maryland freshman in a game since Joe Smith had 20 vs. Florida State in 1994.
- Queen's 20 rebounds are the most by any freshman in his first game since at least 2005-06 and most by any Big Ten freshman in a debut since at least 1996-97.

### MARQUEE ROOKIES

- Derik Queen is part of an exceptional class of 2024-25 freshmen. He is tied for 14th overall in rookie scoring and is the top center among all NCAA freshmen.

Rk	Player	Team	Pos	G	RPG	PPG
1	Tre Johnson	Texas	G	3	3.0	25.3
2	Thomas Sorber	Georgetown	F	2	11.0	22.5
3	Dylan Harper	Rutgers	G	3	4.7	21.3
4	Robert Hinton	Harvard	G	4	4.8	20.0
5	Mister Dean	USC Upstate	G	5	5.6	19.4
6	Cooper Flagg	Duke	F	3	9.7	19.0
	Gabriel Pozzato	Evansville	F	3	3.3	19.0
8	Will Riley	Illinois	F	3	6.0	17.7
9	Egor Demin	Brigham Young	G	3	4.0	17.3
10	Airious Bailey	Rutgers	G	1	6.0	17.0
	Kon Knueppel	Duke	G	3	3.7	17.0
12	Asa Newell	Georgia	F	4	7.8	16.8
13	Tyrone Riley IV	San Francisco	G	3	3.7	16.7
14	Joe Saylor	SDSU	G	3	2.3	16.3
	<b>Derik Queen</b>	<b>Maryland</b>	<b>C</b>	<b>4</b>	<b>7.5</b>	<b>16.3</b>
16	Will Sydnor	Manhattan	F	3	7.0	16.0
17	Jeremiah Fears	Oklahoma	G	2	3.5	15.5
18	Adrian Wooley	Kennesaw St.	G	3	6.7	15.3
	Boogie Fland	Arkansas	G	3	2.7	15.3
	Josh Harris	North Florida	F	4	6.0	15.3

### NO RUST ON THE HOT ROD

- After not playing in a collegiate basketball game for 600 days prior to the Manhattan game, Rodney Rice has certainly shaken off any rust to start the season.
- The sophomore guard had a breakout game against Mount St. Mary's with 28 total points on 10-of-14 shooting. He had 26 points in the first half alone making him the first Big Ten player since Luke Garza had 27 first half points at Michigan on Dec. 6, 2019. The last Terp to have 26-or-more points in any half was Jahmir Young last season at Northwestern (1/17/24) when he posted 28 in the second.

### TOP SHELF RESERVE

- Through four games this year, Rodney Rice leads all Big Ten reserves in total points with 56.
- Nationally, he ranks is tied for 12th overall alongside Dante Sawyer (Arkansas Pine-Bluff) and Lance Terry (Georgia Tech). Justice Shoats of Siena leads all players with 72 points off the bench.

### MOST POINTS OFF BENCH BY BIG GUARDS THIS SEASON

Rank	Player	Team	Total Points
1	Rodney Rice	Maryland	56
2	Will Riley	Illinois	53
3	John Mobley Jr.	Ohio State	43
4	D'Marco Dunn	Penn State	42
5	Drew Thelwell	Iowa	40

### TURNING DEFENSE INTO OFFENSE

- The combined 47 forced turnovers by Maryland in the two games between Mount St. Mary's (25) and Florida A&M (22) - were the most in consecutive games since forcing 49 from Nov. 8-10, 2010.
- The Terps had 27 steals in those two games for their most in a two-game span since recording 27 between two games on Nov. 13-17, 2009
- Defensively, Maryland has been able to convert opponent turnovers into a whopping 83-29 advantage in points off turnovers through four games.
- Overall, Maryland's 83 points off turnovers ranks as the fifth-most among Power Conference teams and are the second-most among Big Ten teams. Since 2020-21, it is tied as the eighth-most points off turnovers in the Big Ten through four games.

### POINTS OFF TURNOVERS BY GAME

Game	Team	UMD	Opponent
1	Manhattan	20	5
2	Mount St. Mary's	27	4
3	Florida A&M	31	5
4	#15 Marquette	5	15

### POWER CONFERENCE - HIGHEST PTS/TO DIFFERENTIAL

Team	Pts/TO	Opp Pts/TO	Games	Diff/Gm
Houston	78	17	3	20.3
Penn State*	106	33	4	18.3
Oklahoma St.	77	28	3	16.3
Oklahoma	77	29	3	16.0
Vanderbilt	94	31	4	15.8
Miss. State	78	31	3	15.7
Missouri	106	45	4	15.3
Nebraska*	75	30	3	15.0
Marquette	94	36	4	14.5
Texas Tech	63	22	3	13.7
<b>Maryland</b>	<b>83</b>	<b>29</b>	<b>4</b>	<b>13.5</b>

## LOOKING BACK: YOUNG & SCOTT

### JAHMIR WAS FEARED

- **2023-24 Honors:** 2024 Portsmouth Invitational All-Tournament Team, NABC All-District 7 First Team, All-Big Ten First Team (Media), Associated Press All-Big Ten Second Team, All-Big Ten Second Team (Coaches), Big Ten Sportsmanship Award.
- Finished the year averaging 20.4 points per game which ranked third in the Big Ten and 29th nationally ... 2,626 career points were second-most among all active NCAA players ... Posted a career-best 652 points this year which ranks 12th all-time for a single-season at Maryland ... Just the fifth player in Maryland history to reach 1,000 points in two seasons and the third fastest to do so needing just 57 games.
- 20.4 points per game last year is tied for 11th in a single-season for program history, while his 18.0 point per game average over his two years is 5th-best all-time at Maryland for a career ... Became just the sixth player in the NCAA since 2006 to score 1,000 points at two different institutions ... Concluded his Maryland career with 1,205 points which is 37th all-time in program history.

### GREAT SCOTT!!!

- Donta Scott averaged 11.2 points and 4.7 rebounds last season for the Terps en route to earning All-Big Ten Honorable Mention honors. He became one of just five players in program history to surpass 1,500 career points and 800 career rebounds.
- He finished his career ranked 14th all-time in scoring with 1,690 points and tied for eighth with 859 career rebounds. He holds the program's all-time records for games played (162), games started (146), and minutes played (4,770), while also ranking fourth in made three pointers (211).
- Scott was a 2023 All-Big Ten Honorable Mention selection and was twice on the Karl Malone Power Forward of the Year Watch List (2021-22, 2022-23).
- Following the season, he was selected to the 70th annual Portsmouth Invitational Tournament as one of 64 players to compete in the pre-Draft event.

## 2024-25 BIG TEN STANDINGS

Team	B1G	Pct.	Overall	Pct.	Streak	Last 10
Iowa	0-0	.000	4-0	1.000	W4	4-0
Oregon	0-0	.000	4-0	1.000	W4	4-0
Penn State	0-0	.000	4-0	1.000	W4	4-0
Purdue	0-0	.000	4-0	1.000	W4	4-0
Wisconsin	0-0	.000	4-0	1.000	W4	4-0
Illinois	0-0	.000	3-0	1.000	W3	3-0
Indiana	0-0	.000	3-0	1.000	W3	3-0
Rutgers	0-0	.000	3-0	1.000	W3	3-0
<b>Maryland</b>	<b>0-0</b>	<b>.000</b>	<b>3-1</b>	<b>.750</b>	<b>L1</b>	<b>3-1</b>
Michigan State	0-0	.000	3-1	.750	W1	3-1
Minnesota	0-0	.000	3-1	.750	W1	3-1
Nebraska	0-0	.000	3-1	.750	L1	3-1
Northwestern	0-0	.000	3-1	.750	W2	3-1
UCLA	0-0	.000	3-1	.750	W2	3-1
USC	0-0	.000	3-1	.750	L1	3-1
Washington	0-0	.000	3-1	.750	W2	3-1
Michigan	0-0	.000	2-1	.667	W1	2-1
Ohio State	0-0	.000	2-1	.667	L1	2-1



## MARYLAND VS. CANISIUS SERIES HISTORY

### LAST TIME THEY MET - DECEMBER 3, 1983

**COLLEGE PARK, MD** - Maryland defeated Canisius, 77-55, at Cole Field House in a game many will dismiss as just another December encounter. But it wasn't. Maryland was led to victory by a point guard. Not a guy who just brings the ball up court but a real, true-to-life point guard -- Keith Gatlin, a 6-foot-5 freshman reserve from Greenville, N.C.

He came off the bench and made all four shots, scored 11 points and handed out five assists in only 14 minutes. Gatlin also made three steals, one of which came at the end of the first half and helped to break open what had been a close game.

Jeff Adkins led the Terrapins in scoring with 14 points, and Len Bias had 12. But Gatlin, Maryland's most talented point guard since Brad Davis, gave his team the direction it didn't have in Thursday night's loss to Ohio State. The Terrapins, in general, played much better than they did against Ohio State. They shot 58 percent, led by Adkins' seven for 11, Ben Coleman's four for five and Bias' five for eight.

Guard Ray Hall, who led Canisius with 18 points, scored on a jumper and two free throws to close his team to 22-20 with three minutes left in the half, with Maryland having trouble solving a 2-3 zone defense. Enter Gatlin. His jumper made it 24-20. His assist to Bias helped raise it to 26-20. He fed Bias a minute later for 28-22 and bounced a pass to Coleman for 30-24. And Gatlin wasn't finished. He stole the subsequent inbounds pass and made a free throw for 31-24. And when he missed the second foul shot, forward Herman Veal put the ball back in for a 33-24 halftime lead.

Canisius, which lost to Maryland by just one point last season in Buffalo, was never in the game thereafter. (From the Washington Post archives)

## SERIES RECORD

### MARYLAND LEADS 7-0

Date	Location	W/L	Score
12-17-1971	H	W	86-77
12-9-72	H	W	107-80
1-22-74	H	W	86-73
12-23-78	H	W	128-103
1-20-82	H	W	91-73
12-4-82	A	W	67-66
12-3-83	H	W	77-55

### SERIES PROFILE

Terps at Home:	5-0
Terps at Cole Field House:	5-0
Terps at XFINITY Center:	0-0
Terps on the Road:	2-0
Terps at Neutral Site:	0-0
Terps since 2014-15:	0-0
Last 10 Games:	7-0
Current Streak:	UMD won 7
Longest UMD Win Streak:	7
Longest CU Win Streak:	0
Largest Win Margin:	27 (107-80 on 12/9/72)
Largest Loss Margin:	n/a
Most UMD Points Scored:	128 (128-103 on 12/23/78)
Most CU Points Scored:	103 (128-103 on 12/23/78)

### MARYLAND VS. CANISIUS

- ▶ Tom McMillen scored 33 points against Canisius on Dec. 17, 1971 - the most by any Terp against the Golden Griffins.
- ▶ Maryland's 128 points scored against Canisius on Dec. 23, 1978 still stands as the fourth most for a single game in program history. Maryland made a school-record 55 field goals.
- ▶ The 231 combined points scored by both teams in the 1978 meeting are the third most for a single-game in Maryland history.
- ▶ Buck Williams was 8-for-8 from the floor in the 1978 meeting.

## TERRAPIN TEAM NOTES (CONT.)

### DEFENSE ONE OF THE BEST IN THE NATION

- ▶ The Terps were the top defensive unit in the Big Ten last season allowing 65.9 points per game which ranked 23rd nationally. ***That marked the first time since 1973-74 for the Terps to lead their conference scoring defense.***
- ▶ Maryland ranked 14th-best nationally for defensive efficiency according to KenPom.com. The Terps also rank 20th in effective field goal percentage on defense.
- ▶ Maryland held six opponents under 60 points last year including a season-low 46 scored by Rutgers.
- ▶ Maryland allowed just 63.5 points per game in Kevin Willard's first year, putting together one of its best defensive seasons since 2014-15.
- ▶ The last season giving up fewer than 63 points was 1981-82 (58.8) - a year before the ACC used the three-point line and three before the shot clock (1985-86).

### MARYLAND'S BEST DEFENSES SINCE 1960

Rank	Year	Opponent PPG
1	2024-25	58.0
2	1981-82	58.8
3	2014-15	63.4
4	2022-23	63.5
5	2012-13	64.0
6	2019-20	64.5
7	1984-85	64.9
8	1966-67	65.1
9	2018-19	65.5
10	2020-21	65.6
11	1985-86	65.6
12	1971-72	65.8
13	2023-24	65.9
14	1998-99	66.4

### HIGH SCORING OFFENSE TO START THE YEAR

- ▶ Through the first four games of the year, Maryland is averaging 80.8 points per game which is its best season scoring average since 2004-05 (81.9 ppg). For an entire season, Maryland has only averaged over 80 points three times since 2000-01.

### ANNUAL SCORING AVERAGE

Rk.	Points/Game	Total Points	Year
1	89.9	2,607	1974-75
2	88.2	2,469	1975-76
3	87.1	2,613	1972-73
4	86.6	2,946	1994-95
5	85.7	2,400	1973-74
6	85.2	3,067	2000-01
7	85.0	3,060	2001-02
8	84.5	2,873	1998-99
9	83.2	2,747	1989-90
10	82.2	2,303	1977-78
12	81.9	2,620	2004-05
13	81.3	2,440	1995-96
14	81.0	2,350	1991-92
15	80.8	323	2024-25
16	80.2	2,245	1990-91
17	80.0	2,481	1979-80
18	80.0	2,399	1993-94

### JUJU BEAST

- ▶ Julian Reese entered the 2024-25 campaign as one of the top post players in the Big Ten and nationally. Last season, he earned All-Big Ten Honorable Mention honors as a junior after being named to the Preseason All-Big Ten Team and to the Karl Malone Power Forward of the Year Award Watch List.
- ▶ Reese posted 15 double-doubles last season which were the ninth most nationally and stood second in the Big Ten during the regular season.
- ▶ Reese has 22 total double-doubles entering 2024-25.
- ▶ Dating back to 2010-11, Reese has the fourth-most double doubles for any Terp.

### MARYLAND CAREER DOUBLE-DOUBLES (SINCE 2010-11)

Rk	Player	Pos	Total
1	Jalen Smith	F	26
2	Bruno Fernando	F	25
	Jordan Williams	F	25
4	Julian Reese	F	22

### REESE'S PIECES

- ▶ ***Julian Reese was the only D-I player averaging 10.0+ points, 9.5+ rebounds, 1.90+ blocks and 1.00+ steals last season. In the last 25 years, the only other Big Ten player to put up those numbers was Michigan State's Xavier Tillman in 2019-20.***
- ▶ In the Big Ten, only Purdue's Zach Edey had 400+ points, 275+ rebounds, and 50+ blocks among active players last year. Reese was one of eight players nationally (and the only B1G player) to have over 400 pts/275 reb as well as 25+ steals.
- ▶ The junior averaged a career-best 13.8 points and 9.6 rebounds last season. His 32 steals and 58 blocks were both career-best totals as well.

### REESE CAREER SNAPSHOT

Year	Pts/GM	Reb/GM	BLK	STL	Double-Doubles
2021-22	5.7	4.4	23	14	0
2022-23	11.4	7.2	42	27	7
2023-24	13.7	9.5	60	32	15
2024-25	10.3	8.5	4	2	0

### REESE IN THE MARYLAND RECORD BOOK

Stat	Rank	Total
Career Field Goal %	7th	.560 (398-711)
Season Field Goal %	3rd	.632 (2022-23)
Career Rebounds	14th	724
Season Rebounds	16th	303 (2023-24)
Career Blocked Shots	11th	129
Season Blocked Shots	19th	60 (2023-24)

### RARE DOUBLE-DOUBLE SEASON

- ▶ Julian Reese nearly averaged a double-double last season as a junior. If he does so in 2024-25, he would become just the fifth Terp since 1992-93 to average a double-double for a season. Overall, in that span, it has happened six times with Joe Smith doing so during both the 1993-94 and 1994-95 seasons.

Rk	Player	Year	Reb	Avg	Pts	Avg
1	Jalen Smith	2019-20	326	10.5	479	15.5
2	Bruno Fernando	2018-19	362	10.6	462	13.6
3	Jordan Williams	2010-11	388	11.8	557	16.9
4	Joe Smith	1994-95	362	10.6	708	20.8
5	Joe Smith	1993-94	321	10.7	582	19.4

## 2024-25 RECORD WHEN ...

Overall	3-1
In B1G Games	0-0
In Non-conference Games	3-1
At Home	3-1
Away	0-0
Neutral Sites	0-0
Day Games	0-0
Night Games	3-1
vs. Top 5 opponents	0-0
vs. Top 10 opponents	0-1
vs. Top 25 opponents	0-0
vs. unranked opponents	3-0
Leading at halftime	3-1
Trailing at halftime	0-0
Tied at halftime	0-0
Overtime	0-0
Shooting .500 or better	0-1
Shooting .451 to .499	1-0
Shooting .400 to .450	2-0
Shooting below .400	0-0
Opponent shooting .500 or better	0-0
Opponent shooting .451 to .499	0-0
Opponent shooting .400 to .450	1-1
Opponent shooting below .400	2-0
Higher FG% than opponent	3-1
Lower FG% than opponent	0-0
More 3-point FGs	2-0
Fewer 3-point FGs	0-1
Making more free throws	2-0
Making fewer free throws	0-1
Outrebounding opponent	2-1
Outrebounded by opponent	1-0
More turnovers than opponent	0-1
Fewer turnovers than opponent	2-0
Scoring more bench points	2-0
Scoring fewer bench points	1-1
Games decided by 3 or fewer	0-0
Games decided by 4 to 8	0-1
Games decided by 9 to 12	0-0
Games decided by 13 to 19	0-0
Games decided by 20 or more	3-0
Player scores 30+ points	0-0
Player scores 20+ points	3-1
Terps score under 60 points	0-0
Terps score 60-69 points	0-0
Terps score 70-79 points	1-1
Terps score 80-89 points	2-0
Terps score 90-99 points	0-0
Terps score 80+ points	2-0
Terps score 90+ points	0-0
Terps score 100+ points	0-0
Opp. player scores 30+ points	0-0
Opp. player scores 20+ points	1-1
Opponents score under 60 points	3-0
Opponents score 60-69 points	0-0
Opponents score 70-79 points	0-1
Opponents score 80-89 points	0-0
Opponents score 90-99 points	0-0
Opponents score over 100 points	0-0

## TERRAPIN TEAM NOTES (CONT.)

### DHS LOOKING TO BUILD UPON ROOKIE YEAR

- ▶ DeShawn Harris-Smith played in every game for Maryland last year as a true freshman with 30 starts. He was the program's top rookie scorer since the trio of Jalen Smith (11.7 ppg), Eric Ayala (8.6), and Aaron Wiggins (8.3) in 2018-19.
- ▶ Against Iowa, Harris-Smith became the second Maryland freshman in the last 15 years to record 15+ points and 5+ rebounds off the bench while shooting 70.0 percent or better from the field (Diamond Stone vs. Marshall in 2015-16).
- ▶ Harris-Smith played at least 20 minutes in all 33 games, tied for the second-longest streak by a Division I freshman this season (Drake's Kevin Overton - 33).
- ▶ Harris-Smith's 7.3 points/game was better than several notable Terps in their rookie seasons (back to 1992-93):

Player	Fr. Year	GP	Pts	Avg.
Greivis Vasquez	2006-07	34	334	9.82
Kevin Huerter	2016-17	33	307	9.30
Juan Dixon	1998-99	34	250	7.35
<b>D. Harris-Smith</b>	<b>2023-24</b>	<b>33</b>	<b>241</b>	<b>7.30</b>
Steve Blake	1999-00	35	244	6.97
Lonny Baxter	1998-99	32	217	6.78
James Gist	2004-05	31	191	6.16
Nik Caner-Medley	2002-03	31	183	5.90
Jake Layman	2012-13	38	208	5.47
Drew Nicholas	1999-00	35	177	5.06
John Gilchrist	2002-03	31	142	4.58

### SELTON MIGUEL, BRUNO FERNANDO REUNITE

- ▶ Over the summer, newcomer Selton Miguel and fellow Angolan (and Terp favorite) Bruno Fernando reunited as part of the Angolan National Team which played in the FIBA Olympic Qualifying Tournament in Madrid.
- ▶ Miguel averaged 7.0 points, 2.0 rebounds, and 2.0 assists in two games for Angola during the tournament. Against Spain, he scored 11 points while adding three rebounds and three assists.
- ▶ Miguel was the only college player and the youngest on the Angolan team. It was also his first year with the national team after playing with the senior team at the FIBA Olympic Qualifying Tournament in 2021.
- ▶ Miguel adds a high-level of experience to Maryland this season after spending two seasons at Kansas State and the past two seasons at South Florida. Last year he was an All-AAC Second Team honoree and chosen as both the AAC Sixth Man of the Year and the AAC Most Improved Player after averaging 14.7 points per game.

### THE CHEAT CODE - JA'KOBILLESPIE

- ▶ Ja'Kobi Gillespie joined the Terps after a strong two years at Belmont in Nashville, Tenn. The Greeneville, Tenn., native was named to the All-MVC Second Team, All-MVC Defensive Team, and tabbed the league's Most Improved Player last year after averaging 17.2 points per game, 4.2 assists, and 3.8 rebounds. He shot 51.1 percent from the floor including 34.8 percent from three-point range in his two seasons in Nashville.
- ▶ Earned the nickname Cheat Code with the Bruins.
- ▶ In high school, he was also a football standout with SEC and ACC offers. He was a wide receiver, defensive back and kick returner who once scored touchdowns on offense, defense, and special teams in a high school playoff game.

### QUEEN WILL HAVE YOU IN CHECKMATE

- ▶ Derik Queen became the second-highest rated recruit (No. 12 nationally) to sign with the Terps and will be a headline piece to the 2024-25 campaign. The McDonald's All-American and consensus five-star recruit was named the Co-MVP of the McDonald's All-America Game after scoring 23 points while adding eight rebounds, five assists, three steals, and two blocks. He was the first Terp since Adrian Branch to earn MVP honors.
- ▶ Only Diamond Stone (No. 8, 2015) was a higher ranked recruit than Queen. Jalen Smith, now with the Chicago Bulls after starting his career with the Indiana Pacers, was ranked No. 15 nationally when he signed in 2018.
- ▶ When on the floor with fellow Baltimore native Julian Reese, the duo will harken shades of David Robinson and Tim Duncan of the San Antonio Spurs in the late 90's through early 2000's as Twin Towers.

### NEWCOMERS ADDRESS SHOOTING NEEDS, ADD EXPERIENCED PLAYMAKERS

- ▶ Maryland used the offseason to add a number of shooters into the line-up while also bringing in experienced players. In addition to Miguel and Gillespie, Rodney Rice came back home after playing a season at Virginia Tech. The DeMatha grad did not play in 2023-24 after going through an injury riddled freshman campaign the year before. At DeMatha, Rice averaged 18.5 points per game over three years under former Terp assistant coach Mike Jones.
- ▶ Jay Young and Tafara Gapare each bring athleticism to the Terps. Young is known as a strong defensive presence who will fit into Willard's scheme and can also see time at point guard. Gapare is a long-athletic small forward who can play four different positions while also serving as a rim protector. Young played at both UCF and Memphis, while Gapare has played at UMass and Georgia Tech.
- ▶ Malachi Palmer joined Queen as the only two freshman additions this year. Palmer is a big, physically athletic guard who has shown well during the preseason. He also holds the team's highest deadlift mark this year at 645 pounds.

### THE SNIPER RETURNS; LONG WILL MISS TIME

- ▶ One of the additions last season that could have helped Maryland's shooting was Chance Stephens who had transferred to College Park from Loyola Marymount where he had 49 threes on 37.4 percent shooting as a freshman. A knee injury in the preseason sidelined him for the season.
- ▶ Now healthy, Stephens looks to get back on track as a long-range threat for the Terps. His personal record during shooting drills from beyond the arc - 82 straight made three-pointers. During his rehab, often shared videos of his shooting workouts where he continuously would go 50-of-51, 75-of-76, etc., before moving to the next position.
- ▶ While Stephens returns, the Terps will be without guard Jahari Long for much of the season. Long, who still has a year of eligibility remaining from COVID, injured his knee in the Big Ten Tournament. While he could possibly return in the second half of the year, a potential redshirt year is also probable.

## ADVANCED STATS

### TOP TERPS +/- FOR 2024-25

##	PLAYER	PF	PA	+/-
00	GILLESPIE, JA'KOBI	253	160	93
01	RICE, RODNEY	192	122	70
25	QUEEN, DERIK	216	150	66
10	REESE, JULIAN	189	128	61
09	MIGUEL, SELTON	186	136	50
07	PALMER, MALACHI	85	38	47
22	GERONIMO, JORDAN	88	62	26
08	YOUNG, JAYHLON	94	77	17
05	HARRIS-SMITH, DESHAWN	159	149	10
06	GAPARE, TAFARA	65	59	6
40	MURPHY, BEN	5	3	2

## 2024-25 TEAM RANKINGS

Category	UMD	Nat / B1G
Points Per Game	80.8	144 / 12
Scoring Defense	58.0	25 / 2
Assists Per Game	11.8	285 / 17
Assist/TO Ratio	1.34	125 / 12
Blocks Per Game	4.0	126 / 11
Steals Per Game	9.5	79 / 3
Turnovers Per Game	8.8	19 / 3
FG Percentage	46.9	141 / 10
3FG Percentage	30.9	240 / 12
FT Percentage	68.3	219 / 15
Rebound Margin	5.5	126 / 8

## WILLARD'S FULL COURT PRESS

- ▶ Head coach Kevin Willard became the newest Maryland coach to receive an ice cream flavor from the UMD Dairy. The name for the ice cream, as selected in an online fan vote, will be Willard's Full Court Press.
- ▶ Coach Willard's ice cream is made up of blackberry, peanut butter cups, banana and vanilla. The flavor will officially be available on Nov. 6 before the home opener against Mount Saint Mary's.
- ▶ Select Maryland head coaches enjoy the unique perk of having their own custom ice cream flavor created in their honor. While not every coach has one, there is no hard-and-fast rule on who gets one, success of the program does play a role.
- ▶ Current head coaches who have their own flavor include Mike Locksley (Pop, #LockedIn, Drop It), women's basketball head coach Brenda Frese (Brenda's Peanut butter Frese), women's lacrosse head coach Cathy Reese (Cathy Reese's Victory Swirl), men's soccer head coach Sasho Cirovski (Sasho's Crew Crunch), and field hockey head coach Missy Meharg (Terpresso).
- ▶ The ice creams are created by University Dining Services' Executive Pastry Chef Jeff Russo for the Maryland Dairy. Housed in the student union, the Dairy uses milk from local cows along with the specialized ingredients for each head coach. The first coach-inspired variation actually began in 2004 with Ralph Friedgen (vanilla, fudge, brownies, chocolate-covered cashews).



## TERRAPIN TEAM NOTES (CONT.)

### FATHER/SON COACHING DUOS

- Kevin Willard is one of 14 current head coaches who also had fathers who were also Division I head coaches.

Son	Wins	Father	Wins
Brian Barone, SIUE	67	Tony Barone, Sr.	178
Jeff Capel III, Pitt	276	Jeff Capel II	138
Bryce Drew, Grand Canyon	260	Homer Drew	370
Scott Drew, Baylor	468	Homer Drew	370
Brian Dutcher, San Diego St.	179	Jim Dutcher	190
Chris Gerlufsen, San Fran.	54	Rob Gerlufsen	55
John Griffin III, Bucknell	16	John Griffin II	145
Kevin Kruger, UNLV	60	Lon Kruger	674
Phil Martelli Jr., Bryant	22	Phil Martelli	444
Dan Monson, Eastern Wash.	446	Don Monson	216
Eric Musselman, USC	224	Bill Musselman	104
Ryan Odom, VCU	176	Dave Odom	405
Richard Pitino, New Mexico	223	Rick Pitino	857
<b>Kevin Willard, Maryland</b>	<b>311</b>	<b>Ralph Willard</b>	<b>336</b>

### WILLARD HITS 300 CAREER WINS

- Last season, Willard captured his 300th career win thanks to a 69-60 road victory at UCLA on Dec. 22, 2023. That made him the fifth active coach in the Big Ten to hit that mark before the additions this year of the West Coast four. Rutgers' Steve Pikiell did so last year in his 18th overall season meaning Willard did so a year faster.
- Oregon's Dana Altman now has the most career wins of any B1G coach, while UCLA's Mick Cronin also joined the list of league coaches with 300-or-more career wins.
- Willard also joined his father, Ralph Willard, who won 336 games between his time at Western Kentucky, Pittsburgh, and Holy Cross.

### ACTIVE BIG TEN COACHES WITH 300 CAREER WINS

Coach	Wins	Years
Dana Altman	758	36th
Tom Izzo	709	30th
Fran McCaffery	535	29th
Mick Cronin	483	22nd
Matt Painter	476	21st
Steve Pikiell	327	20th
<b>Kevin Willard</b>	<b>311</b>	<b>18th</b>

### FIRST FIRST-YEAR TERP COACH TO HIT 20 WINS

- Kevin Willard's first season at Maryland had many notable firsts - The first coach to start 8-0 in his first season; The first coach to be nationally ranked in his first season; The first coach in Big Ten history to win first seven games by at least 15 points. Added to that is the first coach in Maryland history to reach 20 wins in their inaugural season as well.

Maryland Coach	First Season	Record
H. Burton Shipley	1923-24	5-7
Flucie Stewart	1947-48	11-14
Bud Millikan	1950-51	16-11
Frank Fellows	1967-68	8-16
Lefty Driesell	1969-70	13-13
Bob Wade	1986-87	9-17
Gary Williams	1989-90	19-14
Mark Turgeon	2011-12	17-15
<b>Kevin Willard</b>	<b>2022-23</b>	<b>22-13</b>

### WILLARD AMONG NATION'S BEST FOR QUAD 1 WINS

- Head coach Kevin Willard ranks among the top active coaches for Quad 1 wins since 2018-19. Among Big Ten coaches, he ranks fifth overall. He has five since taking over at Maryland with three in 2022-23 and two in 2023-24. Last season, Maryland has Quad 1 wins at No. 10 Illinois and at Iowa.

HEAD COACH	QUAD 1 WINS
Bill Self	70
Scott Drew	61
Matt Painter	51
John Calipari	46
Rick Barnes	46
Mark Few	46
Tom Izzo	45
Greg Gard	43
Shaka Smart	43
Greg McDermott	40
Kelvin Sampson	40
Tony Bennett	39
Nate Oats	38
Brad Underwood	36
Dan Hurley	35
Fran McCaffery	33
<b>Kevin Willard</b>	<b>32</b>
Chris Beard	32
Mick Cronin	32

### HOME COOKIN'

- Maryland is 315-76 (.808) all-time at the XFINITY Center including 30-8 (.789) under Kevin Willard. Under Willard, the Terps have five home Top-25 victories highlighted by the 2022-23 win over No. 3 Purdue.
- The Terps have won 18 consecutive against unranked non-conference foes. The last time Maryland lost to an unranked non-conference opponent was Dec. 1, 2021 against Virginia Tech in the ACC/Big Ten Challenge.
- Maryland won a program-record 14 consecutive Big Ten conference games at XFINITY, including all 10 games in 2022-23 and the final three of 2021-22.
- Maryland's 16-1 home record in 2022-23 was the best since 2019-20 and the eighth time overall to win 16-or-more at home. In both 2012-13 and 2014-15, the Terps won 18 games at home going 18-3 and 18-1, respectively.

Season	Overall Record	Pct.	Home Record	Pct.
2014-15	28-7	.800	18-1	.947
2015-16	27-9	.750	16-1	.941
2016-17	24-9	.727	13-5	.722
2017-18	19-13	.594	15-3	.833
2018-19	23-11	.676	15-3	.833
2019-20	24-7	.774	16-1	.941
2020-21	17-14	.548	11-6	.647
2021-22	15-17	.469	10-8	.556
2022-23	22-13	.629	16-1	.941
2023-24	16-17	.485	11-6	.647
<b>2024-25</b>	<b>3-1</b>	<b>.750</b>	<b>3-1</b>	<b>.750</b>

### FIRST TIME EVER: THREE STRAIGHT 30 POINT WINS

- For the first time in program history, Maryland started a season with three consecutive 30-point wins. The closest the Terps came prior was in 1972-73 (127-82 vs. Brown, 82-50 at Richmond, and 107-80 at Canisius) and 1975-76 (127-84 vs. East Carolina, 99-42 vs. DePauw, 98-71 at Richmond).
- Dating back to 1996-97, only four Big Ten teams have produced three-or-more 30-point wins to start a season: 1997-98 Iowa (4), 2022-23 Illinois (3), 2012-13 Michigan (3), 2004-05 Michigan State (3).

### COACHING STAFF UPDATES

- Kevin Norris was named assistant coach in March 2024 to replace Mike Jones who became head coach at his alma mater, Old Dominion. Jones became the third assistant coach to be tabbed a head coach in Kevin Willard's time at Maryland (Tony Skinn, George Mason & Grant Billmeier, NJIT). Norris, a Baltimore native, has spent the previous eight years as an assistant under Johnny Dawkins at UCF. While at UCF, Norris helped the Knights to a 148-103 overall record and was a key figure in the program achieving its first-ever at-large berth to the NCAA Tournament in 2019.
- In addition to his time on the UCF staff, Norris also coached at USC (2013-16), FGCU (2011-13), UNC Wilmington (2010-11), and Texas A&M Corpus Christi (2008-10). He began his coaching career in 2007-08 at Tallahassee Community College. Along with Dawkins, Norris has served under Andy Enfield (USC/FGCU), Buzz Peterson (UNC Wilmington), and played for Leonard Hamilton at Miami from 1995-98.
- Entering his sixth season with the program, Brent Petty was elevated in the offseason to Director of Player Development/Assistant Coach.
- Going into his second season, Ricky Harris was promoted to Director of Player Personnel/Assistant Coach.

### MARQUEE MATCH-UPS FOR 2024-25

- The Terps will have several marquee match-ups for the 2024-25 non-conference season before getting into Big Ten play. Maryland will host No. 15 Marquette on Friday, Nov. 15 at the XFINITY Center for the first major test of the year.
- On Sunday, Nov. 24, Maryland will then take on Villanova in the Saatva Empire Classic at the Prudential Center in Newark, NJ.
- The final big non-conference match-up will come at Barclay's Center in Brooklyn as Maryland faces Syracuse for the Nutrafol Gotham Classic on Saturday, Dec. 21.

### GEORGETOWN, VIRGINIA SERIES REKINDLED

- Starting in 2025-26, Maryland will rekindle some old rivalries as the Terps announced four-year series against both Georgetown and Virginia over the summer.
- The Terps will host the Hoyas next year before returning in 2026-27 to Capital One Arena in Washington, D.C. The schools will alternate home games in the same format over the next two years.
- The series against Virginia, the longest all-time for Maryland, will renew in Charlottesville next year before coming to XFINITY in 2026-27. The teams will meet again the next year in Charlottesville before finishing the series contract in College Park in 2028-29.

## ALL AROUND HOOPS SUCCESS

- ▶ Maryland was one of 26 schools in 2022-23 year to have teams in both the men's and women's NCAA Tournament.
- ▶ Only 12 schools had men's and women's teams that were among the Top 8 seeds in both NCAA Tournaments (Arizona, Baylor, Connecticut, Creighton, Duke, Indiana, Iowa, Iowa State, Maryland, Tennessee, Texas, UCLA).
- ▶ Maryland is one of five schools in history to win men's and women's NCAA Championships, along with Baylor, Connecticut, North Carolina and Stanford.
- ▶ Maryland and Stanford are the only schools to win the national championship in men's basketball, women's basketball and football.

## FRATERNITY OF GREATNESS

- ▶ One of Willard's early initiatives at Maryland has been to reconnect and embrace the tradition of excellence. As part of that alumni outreach, he has dubbed those in the Terp family as the "Fraternity of Greatness".
- ▶ Within the team hallway, alumni now have a wall-outline of the state to sign with the message "A Lasting Legacy". Additionally, custom-made shirts are provided to alumni and current team-members only with the "Fraternity of Greatness" slogan.
- ▶ Prior to the 2022-23 season's start, the Terps hosted an alumni dinner with over 30 former players in attendance.

## TERPS IN THE PROS

- ▶ Maryland currently has five players on NBA rosters: Bruno Fernando (Toronto), Kevin Huerter (Sacramento), Alex Len (Sacramento), Jalen Smith (Chicago), and Aaron Wiggins (Oklahoma City).
- ▶ Fernando joined the Raptors ahead of the 2024 season. Fernando finished the 2023-24 season with the Atlanta Hawks averaging 6.3 points and 4.3 rebounds. Fernando played in 45 games a season ago with the Hawks, while also making two starts on the season.
- ▶ Huerter heads into his third season as a member of the Sacramento Kings. Last season, Huerter averaged 10.2 points a game with 3.5 rebounds, and 2.6 assists. Huerter shot 44.3-percent from the field last season, while also shooting 36.1-percent from the bonus sphere. Huerter played in 64 games during the 2023-24 season for Sacramento, while also making 59 starts.
- ▶ Len completed his 11th NBA season last year averaging 2.5 points and 2.7 rebounds in 48 games. Len had a 61.7 field-goal percentage in the 2023-24, the highest of his career.
- ▶ Smith was a key figure for Indiana in his fifth NBA season where he averaged 9.9 points per game and 5.5 rebounds. Smith shot a career-high 42.4% from the three-point line, while also shooting for a career-high field-goal percentage of 59.2%. Smith heads into his first season with the Bulls after joining them in free agency during the off-season.
- ▶ Wiggins played a career-high 78 games for the Thunder in his third NBA season. He averaged 6.9 points and 2.4 rebounds in 15.7 minutes per game. Wiggins also featured prominently for the Thunder in the postseason, playing in all 10 of their play-off games last season. Wiggins averaged 6.2 points and 3.2 rebounds during the postseason for the Thunder.

## TERPS IN THE NBA DRAFT

- ▶ Maryland has produced 62 all-time NBA Draft picks including 13 top 10 picks and 20 in the first round.
- ▶ Maryland has produced 67 all-time NBA draftees including 13 top-10 selections. Both John Lucas (1976) and Joe Smith (1995) were No. 1 picks.

## FIRST-ROUND DRAFT PICKS

Player, Team	Year	Number
Gene Shue, Philadelphia	1954	3
Al Bunge, Philadelphia	1960	7
Tom McMillen, L.A. Lakers	1974	9
Len Elmore, Washington	1974	13
John Lucas, Houston	1976	1
Brad Davis, L.A. Lakers	1977	15
Buck Williams, New Jersey	1981	3
Albert King, New Jersey	1981	10
Len Bias, Boston	1986	2
Jerrold Mustaf, New York	1990	17
Walt Williams, Sacramento	1992	7
Joe Smith, Golden State	1995	1
Keith Booth, Chicago	1997	28
Steve Francis, Vancouver	1999	2
Chris Wilcox, L.A. Clippers	2002	8
Juan Dixon, Washington	2002	17
Greivis Vasquez, Memphis	2010	28
Alex Len, Phoenix	2013	5
Kevin Huerter, Atlanta	2018	19
Jalen Smith, Phoenix	2020	10

## MARYLAND ONE OF THE TOP PRODUCERS OF 1,000 POINT SCORERS

- ▶ After Julian Reese hit 1,000 career points last season, Maryland's 61 all-time 1,000-point scorers are tied for 8th-most among all schools.
- ▶ Julian Reese became the 61st 1,000-point scorer for Maryland last year after scoring 12 against Rutgers in the Big Ten Tournament.

## MOST 1,000-POINT SCORERS BY SCHOOL

School	No.
North Carolina	81
Louisville	69
Duke	68
Notre Dame	67
Villanova	67
Kansas	66
Syracuse	65
Kentucky	61
Maryland	61
Ohio State	60
UCLA	60

## MARYLAND RADIO CREW

- ▶ Maryland Sports Radio Network play-by-play announcer Johnny Holliday is in his 46th season of broadcasting Maryland basketball this season. Holliday is the 8th longest-tenured broadcaster in the country for NCAA basketball and the second-longest serving play-by-play man in the Big Ten behind Indiana's Don Fischer.
- ▶ Holliday's partners on the call are Chris Knoche, who was the head coach at American (1990-97) in his 25th season as Maryland's color analyst, and Terrapin legend, Walt "The Wizard" Williams, who averaged 26.8 points as a senior in 1991-92 and went on to play 11

seasons in the NBA.

- ▶ Holliday has broadcast over 1,500 University of Maryland games during his Hall of Fame career, including 18 bowl games, 12 Sweet 16s, two Final Fours and Maryland's 2002 National Championship.
- ▶ Knoche played basketball at American University under HOF coach Gary Williams from 1979-81, and he later coached there from 1990-97 before joining the Maryland Sports Radio Network crew. He was inducted to the Washington Metro Basketball Hall of Fame on Sept. 29, 2024 alongside Terp great Adrian Branch.
- ▶ Williams set numerous Maryland records during his playing days from 1988 to 1992, including his incredible streak of seven consecutive 30-point games. He was selected with the seventh pick of the 1992 NBA Draft and would go on to play 11 seasons.

## MARYLAND SPORTS RADIO NETWORK

Market	Stations
Baltimore, MD (Flagship)	WJZ FM 105.7 WJZ AM 1300
Washington, DC (Flagship)	The TEAM 980 AM
Hagerstown, MD	WARK 1490 AM WARK 98.9 FM
Cumberland, MD	WTBO AM 560 WTBO AM 1450
Salisbury, MD	WTGM AM 960
Lexington Park, MD	WPTX AM 1690 WPTX FM 100.7
Cambridge, MD	WCEN 1240 AM
Frederick, MD	930 AM

## MARYLAND BASKETBALL RADIO SHOW

- ▶ The Maryland Basketball Radio Show, presented by Window Nation, returns to Ledo Pizza for the 2024-25 season. The show, hosted by legendary Voice of the Terps Johnny Holliday will have a new format this year featuring women's basketball head coach Brenda Frese, men's basketball head coach Kevin Willard, and Maryland Hall of Fame Head Coach Gary Williams headlining different shows throughout the season.
- ▶ The weekly radio show will broadcast all 14 shows from Ledo Pizza again this year. Each show will look ahead to upcoming games, break down those from the week prior, and feature current and former player guests. All shows will begin at 7:00 p.m. and will air on 105.7 FM The Fan in Baltimore and The Team 980 in Washington, D.C. They will also be available live on the One Maryland App and on-demand through the Hear The Turtle Podcast.

Day	Date	Head Coach	Time
Tuesday	October 29	Kevin Willard	7:00 PM
Tuesday	November 5	Brenda Frese	7:00 PM
Tuesday	November 12	Kevin Willard	7:00 PM
Tuesday	November 26	Brenda Frese	7:00 PM
Monday	December 2	Kevin Willard	7:00 PM
Monday	December 16	Kevin Willard	7:00 PM
Thursday	December 26	Kevin Willard	7:00 PM
Tuesday	January 7	Gary Williams	7:00 PM
Monday	January 27	Brenda Frese	7:00 PM
Monday	February 3	Brenda Frese	7:00 PM
Tuesday	February 11	Kevin Willard	7:00 PM
Tuesday	February 18	Gary Williams	7:00 PM
Monday	February 24	Kevin Willard	7:00 PM
Monday	March 3	Gary Williams	7:00 PM



## BARRY P. GOSSETT BASKETBALL PERFORMANCE CENTER

Construction of the Barry P. Gossett Basketball Performance Center is fully underway having already achieved several milestones since the groundbreaking on June 22, 2023. The facility remains on schedule to be opened during Summer 2025.

The 44,000 square foot facility will feature a dedicated practice court, a centrally-located strength and conditioning facility, expanded locker rooms with cutting-edge technology, state-of-the-art athletic training areas with hydrotherapy, dedicated space for film study and game-planning, as well as large lounge areas and office space for both coaching staffs.

The facility will not only enhance the spaces for the basketball programs, but will also offer new spaces for other Maryland sports within the XFINITY Center. Currently used locker rooms, offices, and auxiliary spaces for the basketball teams will be redesigned and used for several Olympic Sports moving forward enhancing their programs.



## NEW XFINITY CENTERHUNG VIDEOBOARD & SOUND SYSTEM

The XFINITY Center will have a number of new enhancements starting with the 2024-25 season. During the summer of 2024, a new state-of-the-art Daktronics videoboard replaced the previous version which was over a decade old.

The new four-sided centerhung unit measures 92 feet all the way around wide and 20 feet tall providing an immersive experience as well as four 'underbelly' screens for courtside patrons. The system provides nearly 72 percent more surface display size and removes all obstructed viewing angles.

The advanced board, with dimensions of 7,800 pixels wide by 1,470 pixels high, offers flexibility in presenting a continuous image wrapped around or segmented into various layouts. This versatility caters to the diverse range of shows and sports events hosted in the main arena,



elevating the overall entertainment experience. The new centerhung is most similar to displays at professional sports venues UBS Arena in New York, State Farm Arena in Atlanta, Toyota Center in Houston and FedEx Forum in Memphis.

Additionally, the sound system was fully replaced with a new L'Acoustics system which has been featured in professional arenas and high-end concert venues. It features 106 Line Array speakers and 48 18-foot subwoofers ensuring unparalleled audio quality.

This system replaces the original sound system for the facility, which has been in place since it opened in 2002. Tailored for basketball games, Olympic sports, and special events, the L'Acoustics sound system completes the XFINITY Center's commitment to delivering a premium and immersive entertainment experience.

## THE MARYLAND CLUB

Maryland Athletics announced the Maryland Club will open for the 2024-25 Terrapin men's and women's basketball seasons overlooking Gary Williams Court at XFINITY Center.

The Maryland Club will be a showcase venue as part of the comprehensive partnership with global premium experiences company Legends. The Maryland Club is an all-inclusive premium club on basketball game days, providing an elevated bar, dining and social experience. With an unparalleled view of the main court, it will be the premier gathering place for Terp fans to enjoy drinks, food, and the best college basketball in the country. The Maryland Club will debut to the public on Monday, Nov. 4 as the Terrapin men's basketball team hosts Manhattan.



**These projects continue Maryland Athletics' commitment to upgrades with its venues and facilities. Since June of 2021, the following enhancements have taken place under Damon Evans, the Barry P. Gossett Director of Athletics:**

- Opening of Jones-Hill House, home of Maryland Football
- Construction of new state-of-the-art 1080p HDR videoboard and upgraded audio system at SECU Stadium
- Installation of new LED state-of-the-art lighting systems at SECU Stadium, Bob Turtle Smith Stadium and the Maryland Softball Stadium
- Construction of a new broadcast operation center inside XFINITY Center, handling all non-linear and in-venue entertainment
- Renovation and reopening of Gossett Hall, housing the Gossett Student-Athlete Center for Academic and Personal Excellence
- Opening of Maryland Field Hockey & Lacrosse Complex
- Addition of new videoboard at Field Hockey & Lacrosse Complex
- Breaking ground on the Barry P. Gossett Basketball Performance Center
- Resurfacing of the Kehoe Track & Field track
- Preparation for the ground breaking on new Baseball and Softball player development centers
- Partnership with Legends and construction of The Maryland Club at XFINITY Center

# HEAD COACH KEVIN WILLARD

## Pittsburgh '97 • 3rd Year at Maryland, 18th as Head Coach

Willard was named the new head coach of the Maryland men's basketball program by Damon Evans, Barry P. Gossett Director of Athletics on March 21, 2022.

Overall in his career, he has 308 victories after capturing his 300th at UCLA (69-60) during the 2023-24 campaign. He is the fifth active Big Ten coach to surpass 300 career victories. Entering the 2024-25 season, Willard holds a 308-240 overall record.

During his first two seasons, Willard has produced eight All-Big Ten selections which are the most for back-to-back years in nearly a decade.

In his first season at the helm, the 16-year veteran led the Terps to a 22-13 overall record, a NCAA Tournament Second Round appearance, and a national Top-25 ranking throughout the season. Willard became the first coach in program history to achieve 20 wins, a national ranking, and a berth to the NCAA Tournament in his first season. Additionally, he was also the first coach in Maryland history to start their tenure 8-0 and was the first coach in Big Ten history to win each of his first seven games by at least 15 points.

The 2022-23 campaign was also highlighted by five Top 25 wins including a 68-54 sellout win over No. 3 Purdue, a perfect 10-0 record in home Big Ten games, and a 16-1 mark at the XFINITY Center which saw three sellouts overall. The Terps finished the year ranked No. 32 in the NET (NCAA Evaluation Tool) after being as high as No. 6 and spent 11 weeks ranked or receiving votes in the Top 25 with a high of No. 13 in the AP Poll.

With a renewed focus on recruiting the DMV, Willard and his staff assembled a top-15 recruiting class leading into the 2023-24 season and has found success through the transfer portal in players like Jahmir Young, Patrick Emilien, and Don Carey who all played key roles in 2022-23.

Over the last six seasons, Willard has been one of the winningest coaches in terms of NET Quad 1 victories. His teams have combined for 32 Quad 1 wins in that span which ranks among the Top 20 for active coaches since 2018-19.

In his career as a head coach, his teams have 34 wins over Associated Press Top-25 teams including 20 wins over Top-15 teams, 16 wins over Top-10 teams, and seven wins over Top-5 teams.

Overall, teams under Willard have reached the NCAA Tournament seven times with nine 20-win seasons.

Before taking over in College Park, Willard returned Seton Hall to its status as one of the premier programs in the Big East during his tenure from 2010-22. He reached five NCAA Tournament appearances in the last six events that were played. He led the Pirates to the Big East Tournament Title in 2015-16 and the regular-season title in 2019-20. He was the 2016 Big East Coach of the Year and the 2020 USBWA District II Coach of the Year during those runs. Additionally, he was a three-time Peter A. Carlesimo Met Writers Coach of the Year (2016, 2017, 2019) and the 2019 NABC District 5 Coach of the year. He also has the most non-conference wins of any coach in the nation against Big Ten teams since 2014-15.

In addition to his coach of the year accolades, he was also named one of Forbes Top 10 NCAA Basketball Coaches for the Next 10 Years in 2017. His teams won the prestigious NABC Team Academic Excellence Award for five straight years (2016-20) and earned three NCAA Academic Progress Rate Public Recognition Awards.

In a six-year span from 2016-17 through 2021-22, he was one of 10 active head coaches in the Power 6 conferences to achieve a regular-season championship, a conference tournament championship, and a conference coach of the year honor. He also finished in the top-four in the Big East on six occasions. In 2018, he led the Pirates to their first victory in an NCAA Tournament since 2004.

Through his 12 seasons at Seton Hall, Willard produced a 225-161 overall record. He ranks second all-time in victories (225) in Seton Hall basketball history and has the most wins in conference play in program history (110). He is also the 11th all-time winningest coach in Big East history, dating to the conference's inception in 1979. The Pirates also had 82 combined wins between the Big East regular-season and postseason, second only to Villanova in the conference, since the 2015-16 season.

His teams at Seton Hall were ranked in the Top 25 in five of his last eight seasons with a high ranking of No. 8 in the 2019-20 season.

In 2020-21 the Pirates were ranked as high as No. 15 and spent eight weeks in the polls.

Willard's Seton Hall teams also posted an 11-5 record against Big Ten teams over his last eight seasons, which included wins over Maryland in 2018 and 2019. Willard's teams also won road games at Michigan, Iowa, Penn State and Rutgers and beat Indiana at home. Willard held the most non-conference wins over Big Ten teams of any coach since 2014-15.

In 2021-22, Willard led the Pirates to a 21-11 overall record and an 11-8 mark in conference play. That included wins over No. 4 Michigan and No. 7 Texas as part of six NET Quad 1 victories.

Willard coached the Big East Player of the Year in two of his last three years in Myles Powell (2020) and Sandro Mamukelashvili (2021). He mentored two Big East Most Improved Players of the Year in Powell (2018) and Romaro Gill (2020). He coached the Big East Tournament MVP, Isaiah Whitehead (2016); the Big East Defensive Player of the Year, Fuquan Edwin (2014) and Gill (2020); the Big East Rookie of the Year, Angel Delgado (2015) and the Big East Scholar-Athlete of the Year, Michael Nzei (2019) and Ike Obiagu (2021).

Whitehead, Delgado, Powell and Mamukelashvili all earned All-American honors and Consensus First-Team All-Big East honors, and all in the last seven years. All four went on to play in the NBA with Powell playing for the Philadelphia 76ers this season and Mamukelashvili playing for the Milwaukee Bucks.

Powell was Seton Hall's first Consensus First-Team All-American since 1953. This past season, Jared Rhoden was named to the All-Big East First Team marking the sixth time in seven years that Willard coached a first-team all-conference honoree. Overall, he mentored 15 All-Big East selections and three Big East All-Rookie Team honorees.

Making a huge emphasis on effort in the classroom, Willard's student-athletes combined for 72 BIG EAST All-Academic team selections, and the program boasted a perfect single-year academic progress rate in six of the nine NCAA reports since he served as head coach as well as perfect multi-year APR scores in 2016 and 2017. The NCAA has also recognized Seton Hall with NCAA APR Public Recognition awards for boasting an APR in the top 10 percent in the country three consecutive years from 2015-17. The National Association of Basketball Coaches (NABC) gave the program the Team Academic Excellence Award for five consecutive years from 2016-20 after finishing the academic year with a grade-point-average above 3.0.

Willard showed to be a strong evaluator and recruiter of talent, as he brought in a consensus top-15 national recruiting class in 2014, led by Whitehead, the program's first McDonald's All-American since 2001 and just the fifth all-time. His 2021-22 recruiting class was also rated in the top 25 by 247Sports.

The 2020-21 season marked Seton Hall and Willard's sixth consecutive top-four finish in the Big East Conference, one of the best basketball conferences in the country. Only Villanova also completed six straight top-four finishes in the same span.

Willard was named head coach of the Seton Hall men's basketball program on March 29, 2010. He became the 19th head coach in Seton Hall history joining the Pirates after three years serving as the head coach at Iona. In 2007, he had inherited a Gaels team that had won just two games the prior season. In his first year at the helm, the Gaels had a 10-win improvement, ranking as one of the top turnarounds in NCAA Div. I. Then in year three in 2009-10, Willard guided Iona to a 21-10 overall record, and he was named MAAC Coach of the Year.

Prior to the start of his career as a head coach, Willard was an assistant and associate head coach for six years at Louisville, where he was mentored by Naismith Basketball Hall of Famer Rick Pitino. Willard also credits his father, Ralph, as one of his coaching influences. Ralph Willard enjoyed a successful 19-year run as the head coach at Western Kentucky, Pittsburgh and Holy Cross, winning 336 games and advancing to six NCAA Tournaments.

At Louisville, Willard was responsible for assisting with the Cardinals' game preparations, scouting and preparing game plans. He also served as chief recruiting coordinator. During his tenure, Louisville was ranked in the Top 25 for five seasons and reached the

## THE WILLARD FILE

Full Name	Kevin Willard
Date of Birth	April 6, 1975
Hometown	Huntington, N.Y.
Alma Mater	Pittsburgh '97
Family	Wife, Julie; Children: Colin, Chase
Playing Experience	Point Guard: Western Kentucky, Pittsburgh
Years in Coaching (College)	23



## WILLARD'S EARLY MILESTONES

- ▶ First coach in program history to lead Maryland to NCAA Tournament in first year.
- ▶ First coach in Maryland history to post 20 wins during his inaugural season.
- ▶ First coach in program history to have Maryland ranked nationally during a coach's first season.
- ▶ First coach in Maryland history to start 8-0 in his first season.
- ▶ Willard is also the first coach in Big Ten history to win each of the first seven games of his tenure by at least 15 points.

postseason in each of his six years. The squad reached the NCAA Tournament on four occasions including a visit to the 2005 Final Four, the first time in 19 years that the Cardinals had advanced that deep into the postseason. In his six seasons at Louisville, the Cardinals posted a phenomenal 142-58 record averaging nearly 24 wins per season.

Prior to Louisville, Willard worked with Pitino as a coaching associate with the Boston Celtics for four years. His duties with the Celtics included game and practice preparation, scouting and assisting the coaching staff in all facets of basketball operations. He also provided advance scouting, videotape breakdowns and assisted with individual workouts prior to games.

A basketball lifer, Willard played point guard on the Division I level for four years; the last three coming at the University of Pittsburgh. He earned Big East All-Academic honors while appearing in 60 games for the Panthers. He spent his freshman season at Western Kentucky, where he played in the backcourt and sank over 40 percent of his three-point field goal attempts.

Willard hails from New York and was born in Huntington on Long Island, but played his high school basketball at Bowling Green High School (Ky.) while his father was the head coach at Western Kentucky. He earned second-team All-State honors as a senior and helped his team to a combined 76-15 record in his final three prep seasons.

Willard is married to the former Julie Wagner and they have two sons, Colin, who was born in August 2006 and Chase born in June 2008.



# WILLARD VS. OPPONENTS / COACHING RECORD / CAREER HIGHLIGHTS

Opponent	Overall	Maryland	Seton Hall	Iona	Last Meeting
Alabama	1-1	0-1	1-0	---	2022-13
Albany	1-0	---	---	1-0	2009-10
Alcorn State	1-0	1-0	---	---	2023-24
Arkansas	0-2	---	0-2	---	2016-17
Auburn	1-0	---	1-0	---	2011-12
Baylor	0-1	---	---	0-1	2009-10
Bethune-Cookman	1-0	---	1-0	---	2021-22
Binghamton	1-0	1-0	---	---	2022-23
Boston University	1-1	---	---	1-1	2009-10
Bradley	1-0	---	1-0	---	2015-16
Butler	10-10	---	10-10	---	2021-22
California	2-0	---	2-0	---	2021-22
Canisius	5-2	---	---	5-2	2009-10
Central Connecticut	1-0	---	1-0	---	2016-17
Cincinnati	0-3	---	0-3	---	2012-13
Clemson	0-1	---	0-1	---	2010-11
Columbia	1-0	---	1-0	---	2016-17
Connecticut	3-7	---	3-6	0-1	2021-22
Coppin State	2-0	2-0	---	---	2023-24
Cornell	1-0	---	1-0	---	2010-11
Creighton	11-9	---	10-9	1-0	2021-22
Dartmouth	1-0	---	1-0	---	2015-16
Davidson	0-1	0-1	---	---	2023-24
Dayton	1-1	---	1-1	---	2011-12
Delaware	2-0	---	1-0	1-0	2016-17
DePaul	15-7	---	15-7	---	2021-22
Eastern Washington	1-0	---	1-0	---	2013-14
Fairfield	3-3	---	---	3-3	2009-10
Fairleigh Dickinson	4-1	---	3-1	1-0	2021-22
Florida	0-1	---	0-1	---	2016-17
Florida A&M	2-0	1-0	1-0	---	2024-25
Florida State	0-1	---	---	0-1	2009-10
Gardner-Webb	1-0	---	1-0	---	2014-15
Georgetown	16-10	---	16-10	---	2021-22
Georgia	1-1	---	1-1	---	2015-16
George Washington	1-1	---	1-1	---	2015-16
Gonzaga	0-1	---	0-1	---	2015-16
Grand Canyon	1-0	---	1-0	---	2018-19
Hampton	2-0	---	---	2-0	2009-10
Hawaii	2-0	---	2-0	---	2018-19
Hofstra	1-1	---	---	1-1	2008-09
Illinois	2-1	2-1	---	---	2023-24
Illinois State	1-0	---	1-0	---	2014-15
Indiana	2-3	1-3	1-0	---	2023-24
Iona	1-0	---	1-0	---	2020-21
Iowa	3-1	2-1	1-0	---	2023-24
Iowa State	1-1	---	1-1	---	2019-20
Jackson State	0-1	---	---	0-1	2007-08
Kansas	0-1	---	0-1	---	2017-18
Kent State	1-0	---	1-0	---	2013-14
Kentucky	1-0	---	1-0	---	2018-19

Opponent	Overall	Maryland	Seton Hall	Iona	Last Meeting
Lafayette	1-0	---	1-0	---	2013-14
LIU-Brooklyn	4-0	---	2-0	2-0	2013-14
Longwood	3-0	---	3-0	---	2012-13
Long Beach State	0-1	---	0-1	---	2015-16
LSU	0-1	---	0-1	---	2012-13
Louisville	3-7	1-0	1-7	0-1	2022-23
Loyola Maryland	4-2	---	---	4-2	2009-10
Maine	2-0	---	2-0	---	2014-15
Manhattan	6-2	1-0	1-0	4-2	2024-25
Marist	3-4	---	---	3-4	2009-10
Marquette	12-15	0-1	12-14	---	2024-25
Maryland	2-0	---	2-0	---	2019-20
Massachusetts	1-1	---	1-1	---	2011-12
Mercer	2-1	---	2-1	---	2014-15
Miami	2-0	1-0	1-0	---	2022-23
Michigan	3-1	2-1	1-0	---	2023-24
Michigan State	1-3	1-2	0-1	---	2023-24
Minnesota	3-1	3-1	---	---	2023-24
Mississippi	1-0	---	1-0	---	2015-16
Monmouth	2-0	---	2-0	---	2017-18
Mount St. Mary's	3-0	3-0	1-0	---	2024-25
Nebraska	2-2	2-1	0-1	---	2023-24
Nevada	1-0	---	1-0	---	2014-15
New Hampshire	2-0	---	1-0	1-0	2018-19
Nicholls	1-0	1-0	---	---	2023-24
Niagara	5-4	1-0	1-0	3-4	2022-23
NJIT	5-0	---	5-0	---	2017-18
Norfolk State	2-0	---	1-0	1-0	2012-13
Northwestern	1-3	1-2	0-1	---	2023-24
North Carolina	0-1	---	---	0-1	2007-08
North Carolina A&T	1-0	---	1-0	---	2012-13
North Carolina State	1-0	---	1-0	---	2017-18
Notre Dame	0-3	---	0-3	---	2012-13
Nyack College	1-0	---	1-0	---	2021-22
Ohio State	1-4	1-2	0-1	0-1	2023-24
Oklahoma	0-1	---	0-1	---	2013-14
Old Dominion	0-1	---	---	0-1	2007-08
Oregon	0-2	---	0-2	---	2020-21
Penn State	3-2	2-2	1-0	---	2023-24
Pittsburgh	1-2	---	1-2	---	2012-13
Prairie View A&M	1-0	---	1-0	---	2019-20
Princeton	0-1	---	---	0-1	2007-08
Providence	13-11	---	12-11	1-0	2021-22
Purdue	1-2	1-2	---	---	2023-24
Quinnipiac	1-0	---	1-0	---	2016-17
Rhode Island	1-2	---	1-2	---	2020-21
Richmond	0-1	---	0-1	---	2010-11
Rider	3-4	1-0	---	2-4	2023-24
Robert Morris	0-2	---	---	0-2	2008-09
Rutgers	10-9	2-2	8-7	---	2023-24
Sacred Heart	1-0	---	1-0	---	2018-19

Opponent	Overall	Maryland	Seton Hall	Iona	Last Meeting
Saint Joseph's	1-0	---	1-0	---	2011-12
Saint Louis	2-1	1-0	1-1	---	2022-23
Saint Peter's	10-4	1-0	6-1	3-3	2022-23
Siena	0-6	---	---	0-6	2009-10
South Alabama	1-0	1-0	---	---	2023-24
South Carolina	1-0	---	1-0	---	2016-17
South Carolina State	0-1	---	---	0-1	2007-08
South Florida	5-2	---	5-1	0-1	2015-16
Southern Miss	1-1	---	1-0	0-1	2019-20
St. Francis Brooklyn	1-0	---	1-0	---	2011-12
St. Francis (PA)	2-0	---	---	2-0	2008-09
St. John's	14-8	---	14-8	---	2021-22
Stanford	0-1	---	0-1	---	2016-17
Stony Brook	3-0	---	3-0	---	2019-20
Syracuse	1-4	---	1-4	---	2012-13
TCU	0-1	---	0-1	---	2021-22
Temple	0-1	---	0-1	---	2010-11
Tennessee	0-1	0-1	---	---	2022-23
Texas	1-0	---	1-0	---	2021-22
Texas Tech	1-0	---	1-0	---	2017-18
Troy	1-0	---	1-0	---	2015-16
UAB	0-1	0-1	---	---	2023-24
UCLA	1-1	1-1	---	---	2023-24
UMBC	2-0	2-0	---	---	2023-24
UMKC	1-0	---	1-0	---	2012-13
Valparaiso	1-0	---	---	1-0	2008-09
Vanderbilt	1-1	---	1-0	0-1	2017-18
VCU	2-0	---	2-0	---	2017-18
Villanova	6-20	0-1	6-19	---	2023-24
Virginia Tech	1-0	---	1-0	---	2013-14
Wagner	6-0	---	6-0	---	2021-22
Wake Forest	2-0	---	2-0	---	2012-13
Washington	0-1	---	0-1	---	2012-13
Western Carolina	1-0	1-0	---	---	2022-23
Western Michigan	1-1	---	---	1-1	2008-09
West Virginia	2-1	1-0	1-1	---	2022-23
Wichita State	1-1	---	1-1	---	2015-16
William & Mary	1-0	---	---	1-0	2009-10
Wisconsin	1-4	1-3	---	0-1	2023-24
Wofford	0-1	---	0-1	---	2018-19
Xavier	11-8	---	11-8	---	2021-22
Yale	2-0	---	2-0	---	2021-22

## HEAD COACHING RECORD

Season	School	Overall	Pct.	Conf.	Pct.	Finish	Conf. Tournament	Postseason
2007-08	Iona	12-20	.375	8-10	.444	7th	MAAC First Round	---
2008-09	Iona	12-19	.387	7-11	.389	7th	MAAC First Round	---
2009-10	Iona	21-10	.677	12-6	.667	3rd !	MAAC Quarterfinals	---
2010-11	Seton Hall	13-18	.419	7-11	.389	12th	BIG EAST First Round	---
2011-12	Seton Hall	21-13	.618	8-10	.444	T-9th	BIG EAST Second Round	NIT Second Round
2012-13	Seton Hall	15-18	.455	3-15	.167	T-13th	BIG EAST Second Round	---
2013-14	Seton Hall	17-17	.500	6-12	.333	8th	BIG EAST Semifinals	---
2014-15	Seton Hall	16-15	.516	6-12	.333	T-7th	BIG EAST First Round	---
2015-16	Seton Hall	25-9	.735	12-6	.667	3rd#	BIG EAST Champions	NCAA First Round
2016-17	Seton Hall	21-12	.636	10-8	.556	T-3rd	BIG EAST Semifinals	NCAA First Round
2017-18	Seton Hall	22-12	.647	10-8	.556	T-3rd	BIG EAST Quarterfinals	NCAA Second Round
2018-19	Seton Hall	20-14	.588	9-9	.500	T-3rd	BIG EAST Final	NCAA First Round
2019-20	Seton Hall	20-9	.690	13-5	.722	T-1st	Canceled, COVID-19	Canceled, COVID-19
2020-21	Seton Hall	14-13	.519	10-9	.526	T-4th	BIG EAST Semifinals	---
2021-22	Seton Hall	21-11	.656	11-8	.579	T-5th	BIG EAST Quarterfinals	NCAA First Round
2022-23	Maryland	22-13	.629	11-9	.550	T-5th	Big Ten Quarterfinals	NCAA Second Round
2023-24	Maryland	16-17	.485	7-13	.350	12th	Big Ten Second Round	---
2024-25	Maryland	3-1	.750	0-0	.000			
	at Maryland	41-31	.569	18-22	.450			
	Total	311-241	.563	150-162	.482			

## CAREER HIGHLIGHTS

- ▶ 6 NCAA Tournament Appearances (2016, 2017, 2018, 2019, 2020\* (COVID), 2022, 2023)
- ▶ 2020 Big East Conference Regular-Season Championship
- ▶ 2016 Big East Conference Tournament Championship
- ▶ 2016 Big East Coach of the Year
- ▶ 2020 USBWA District II Coach of the Year
- ▶ 2016, 2017, 2019 Peter A. Carlesimo Met Writers Coach of the Year
- ▶ 2019 NABC District 5 Coach of the Year
- ▶ 2017 Forbes Top 10 NCAA Basketball Coaches For The Next 10 Years
- ▶ 12 Seasons of .500-or-better record
- ▶ 9 20-win seasons
- ▶ 7 Top-5 Big East finishes
- ▶ 7 seasons ranked in the AP Top 25
- ▶ 72 All-Big East Academic Team selections
- ▶ 15 All-Big East selections
- ▶ 6 All-Big East First-Team selections
- ▶ 4 Haggerty Metropolitan Players of the Year
- ▶ 2 Big East Players of the Year
- ▶ 2 Big East Defensive Players of the Year
- ▶ 2 Big East Most Improved Players of the Year
- ▶ 2 Big East Scholar-Athletes of the Year



## 2024-25 COACHING STAFF



**DAVID COX**  
Associate Head Coach  
William & Mary '95  
Third Year at Maryland



**GREG MANNING JR.**  
Assistant Coach  
Loyola '08  
Seventh Year at Maryland



**KEVIN NORRIS**  
Assistant Coach  
Miami '98  
First Year at Maryland



**CHARLIE BUTLER**  
Director of Basketball Operations  
Seton Hall '15  
Third Year at Maryland



**CHRIS ROBINSON**  
Coordinator of Basketball Operations  
Maryland '19  
Ninth Year at Maryland



**RICKY HARRIS**  
Director of Player Personnel  
Massachusetts '10  
Second Year at Maryland




**BRENTON PETTY**  
Video Coordinator  
Fordham '18  
Sixth Year at Maryland



**KYLE TARP**  
Director of Basketball Performance  
UC Davis '06  
15th Year at Maryland



**MATT CHARVAT**  
Associate Head Athletic Trainer  
Baldwin-Wallace '96  
24th Year at Maryland



# #0 JA'KOBI GILLESPIE

JUNIOR • GUARD • 6-1 / 180 • GREENEVILLE, TENN. (GREENEVILLE HS / BELMONT)

MAJOR: SOCIOLOGY



KOB1G



KOB1G



JA-KOBE



SCAN FOR FULL BIO

## 2024-25 GAME-BY-GAME

Opponent	Date	GS	MIN	Total	3-Pointers	Free throws	Rebounds	PF	A	TO	BLK	STL	PTS	AVG
Manhattan	11/04/2024	*	26:29	6-10 .600	1-4 .250	3-3 1.000	1 2 3 3.0	3	5	0	0	0	16	16.0
Mount St. Mary's	11/08/2024	*	23:28	4-8 .500	3-4 .750	2-2 1.000	1 1 2 2.5	1	2	1	0	1	13	14.5
Florida A&M	11/11/2024	*	22:04	5-11 .455	2-7 .286	0-0 .000	0 5 5 3.3	0	1	1	0	3	12	13.7
Marquette	11/15/2024	*	35:51	10-17 .588	4-9 .444	0-0 .000	0 4 4 3.5	2	1	3	0	2	24	16.3
<b>Totals</b>			<b>4 107:52</b>	<b>25-46 .543</b>	<b>10-24 .417</b>	<b>5-5 1.000</b>	<b>2 12 14 3.5</b>	<b>6</b>	<b>9</b>	<b>5</b>	<b>0</b>	<b>6</b>	<b>65</b>	<b>16.3</b>

## Player Averages

Games Played	Minutes/game	Points/game	FG Pct	3FG Pct	FT Pct	Rebounds/game	Assists/game	Turnovers/game	Assist/Turnover ratio	Steals/game	Blocks/game
4	27.0	16.3	54.3	41.7	100.0	3.5	2.3	1.3	1.8	1.5	0.0

## 2023-24 SEASON (BELMONT):

- MVC All-Conference Second Team; MVC All-Defensive Team; MVC Most-Improved Team.
- Averaged 17.2 points, 4.2 assists, 3.8 rebounds, and 2.2 steals in 25 games (24 starts)
- Overall at Belmont, played in 57 games (32 starts) averaging 12.9 points, 3.7 assists, and 2.8 rebounds per game
- Shot 51.1 percent from the floor including 34.8 percent from beyond the arc through two seasons
- In 2023-24 he saw his productivity jump from 9.6 points, 3.3 assists, and 2.1 rebounds to 17.2 points, 4.2 assists, and 3.8 rebounds
- As a sophomore, he posted 22 double-figure scoring games which included a career-high 26 points against Southern Illinois (2/14)
- Had seven games with 20-plus points
- Shot 56.1 percent from the floor and 38.7 from beyond the arc (41 three pointers made)
- Had 106 assists in both his freshman and sophomore seasons
- He also ranked among the MVC's leaders in seven statistical categories including first in steals, fifth in scoring, and sixth in assists per game. He was one of just two players in the country to average over 17 points, 4.0 rebounds, and 2.2 steals per game

## BEFORE COLLEGE:

- Letterwinner at Greeneville High School for head coach Brad Woolsey
- 2022 Tennessee 3A Mr. Basketball - first player from northeast Tennessee named Tennessee Mr. Basketball in 37-year history of award
- Two-time 5StarPreps.com Tennessee Player of the Year and two-time Tennessee Sports Writers Association All-State
- Tri-Cities.com, WJHL-TV Boys' Basketball Player of the Year
- 2,129 career points
- Averaged 27.3 points, 4.9 rebounds, 4.4 assists and 3.0 steals per game in leading to Greeneville to Tennessee 3A state championship - averaged 26.3 points per game in state tournament en route to Tournament Most Valuable Player honors
- Shot 64 percent from 2-point distance and 40 percent from 3-point distance as a senior
- Invited to play in TACA East/West All-Star Game
- Averaged 20.8 points, 4.1 rebounds and 2.4 steals per game as a junior
- Led Greeneville to Tennessee 2A state championship as sophomore
- Led Greeneville to 88-18 record over sophomore, junior and senior seasons
- Made SportsCenter Top 10 Plays for dunk vs. Knoxville Halls

## PERSONAL:

- Heralded high school football player as wide receiver and return specialist; had scholarship offers from SEC and ACC programs
- Former teammates of BJ Edwards (Tennessee), Quante Berry (Providence), and Brandon Huntly-Hatfield (Louisville)
- Lists Chris Paul among favorite athletes
- Majoring in sociology

## SEASON/CAREER HIGHS

	2024-25 SEASON	CAREER HIGHS
POINTS	24 vs. Marquette (11/15/24)	26 vs. Southern Illinois (2/14/24)
REBOUNDS	5 vs. Florida A&M (11/11/24)	8, 2x, last vs. Murray State (2/7/24)
FG MADE	10 vs. Marquette (11/15/24)	11 vs. Southern Illinois (2/14/24)
FG ATT.	17 vs. Marquette (11/15/24)	19 at Drake (2/21/24)
3 FG MADE	4 vs. Marquette (11/15/24)	4, 2x, last vs. Marquette (11/15/24)
3 FG ATT.	9 vs. Marquette (11/15/24)	9 vs. Marquette (11/15/24)
FT MADE	3 vs. Manhattan (11/4/24)	7, 2x, last at UIC (2/18/24)
FT ATT.	3 vs. Manhattan (11/4/24)	8 vs. Howard (11/21/22)
ASSISTS	5 vs. Manhattan (11/4/24)	8, 2x, last vs. Indiana State (3/3/23)
BLOCKS	-	2, 2x, last at Penn (11/25/23)
STEALS	3 vs. Florida A&M (11/11/24)	7 vs. Berry (11/14/23)
MINUTES	36 vs. Marquette (11/15/24)	39 at Penn (11/25/23)

## MISCELLANEOUS STATS

Category	Season	Career	Last Time
Double-Figure Scoring	4	44	24 vs. Marquette (11/15/24)
20-plus Points	1	9	24 vs. Marquette (11/15/24)
5-plus Rebounds	1	11	5 vs. Florida A&M (11/11/24)
5-plus Assists	1	21	5 vs. Manhattan (11/4/24)
3-plus Steals	1	16	3 vs. Florida A&M (11/11/24)
Double-Doubles	-	-	-

## CAREER STATS

CAREER STATS				Field Goals		3-Point		F-Throws		Rebounds										Scoring	
SEASON	TEAM	GP-GS	MIN/AVG	FG-FGA	FG%	3FG-3FGA	3FG%	FT-FTA	FT%	OFF	DEF	TOT	AVG	PF-FO	A	TO	BLK	STL	PTS	AVG	
2022-23	BEL	32-8	710/22.2	118-260	.454	23-78	.295	47-66	.712	8	59	67	2.1	67-0	106	58	11	49	306	9.6	
2023-24	BEL	25-24	785/31.4	165-294	.561	41-106	.387	59-71	.831	12	83	95	3.8	57-0	106	61	8	55	430	17.2	
2024-25	MD	4-4	108/27.0	25-46	.543	10-24	.417	5-5	1.000	2	12	14	3.5	6-0	9	5	0	6	65	16.3	
TOTAL FOR MD		4-4	108/27.0	25-46	.543	10-24	.417	5-5	1.000	2	12	14	3.5	6-0	9	5	0	6	65	16.3	
TOTAL		61-36	1603/26.3	308-600	.513	74-208	.356	111-142	.782	22	154	176	2.9	130-0	221	124	19	110	801	13.1	



# #1 RODNEY RICE

SOPHOMORE • GUARD • 6-4 / 195 • CLINTON, MD. (DEMATHA CATHOLIC / VIRGINIA TECH)  
MAJOR: LETTERS & SCIENCES

IG RODNEYJRICE / TW RODNEYRICE\_\_



SCAN FOR FULL BIO

## 2024-25 GAME-BY-GAME

Opponent	Date	GS	MIN	Total		3-Pointers		Free throws		Rebounds				PF	A	TO	BLK	STL	PTS	AVG
				FG-FGA	PCT	3FG-3FGA	PCT	FT-FTA	PCT	OFF	DEF	TOT	AVG							
Manhattan	11/04/2024		23:57	4-9	.444	2-5	.400	2-3	.667	0	1	1	1.0	1	1	0	0	1	12	12.0
Mount St. Mary's	11/08/2024		19:56	10-14	.714	3-5	.600	5-5	1.000	3	2	5	3.0	2	2	1	0	2	28	20.0
Florida A&M	11/11/2024		15:26	4-9	.444	2-7	.286	0-2	.000	0	1	1	2.3	1	0	0	0	1	10	16.7
Marquette	11/15/2024		31:56	2-6	.333	2-4	.500	0-0	.000	0	1	1	2.0	1	2	0	0	1	6	14.0
<b>Totals</b>			<b>0 91:15</b>	<b>20-38</b>	<b>.526</b>	<b>9-21</b>	<b>.429</b>	<b>7-10</b>	<b>.700</b>	<b>3</b>	<b>5</b>	<b>8</b>	<b>2.0</b>	<b>5</b>	<b>5</b>	<b>1</b>	<b>0</b>	<b>5</b>	<b>56</b>	<b>14.0</b>

## Player Averages

Games Played	Minutes/game	Points/game	FG Pct	3FG Pct	FT Pct	Rebounds/game	Assists/game	Turnovers/game	Assist/Turnover ratio	Steals/game	Blocks/game
4	22.8	14.0	52.6	42.9	70.0	2.0	1.3	0.3	5.0	1.3	0.0

## 2023-24 SEASON:

- Did not compete at Virginia Tech during the year; earned a redshirt.

## 2022-23 SEASON (VIRGINIA TECH):

- Battled through an injury-riddled season to compete in eight games
- Dropped in a season-high 17 points vs. NC State in the second round of the ACC tournament; connected on 5 of 7 from long range in that game
- Scored double figures three times
- Averaged 20.1 minutes per game, logging a season-high 29 at Syracuse in his Tech debut
- Made multiple 3-pointers in three games

## BEFORE COLLEGE:

- Three-year letterwinner at DeMatha where he played one season under the direction of former Virginia Tech associate head coach/Maryland assistant coach Mike Jones
- All-Met First Team selection in 2021-22 after leading the Stags in scoring
- Averaged 18.5 points per game across a three-year career at DeMatha
- Rated the 63rd-best prospect in the 2022 class on 247Sports
- Tabbed the third-best player in the state of Maryland and the 10th-best combo guard nationally, according to 247Sports
- Four-star recruit ranked 45th overall, third in Maryland and eighth at his position by ESPN

## PERSONAL:

- Born in Takoma, Maryland
- Son of Rodney and Olga Rice
- Siblings include Jasmine and Jenai
- Dad played at Richmond and led the Spiders to the Sweet 16 of the 1988 NCAA Tournament
- Career objective is to play in the NBA or become a sports agent

## SEASON/CAREER HIGHS

	2024-25 SEASON	CAREER HIGHS
POINTS	28 vs. Mount St. Mary's (11/8/24)	vs. Mount St. Mary's (11/8/24)
REBOUNDS	5 vs. Mount St. Mary's (11/8/24)	6 at Cincinnati (03/15/23)
FG MADE	10 vs. Mount St. Mary's (11/8/24)	10 vs. Mount St. Mary's (11/8/24)
FG ATT.	14 vs. Mount St. Mary's (11/8/24)	14 vs. Mount St. Mary's (11/8/24)
3 FG MADE	3 vs. Mount St. Mary's (11/8/24)	5 vs. NC State (03/08/23)
3 FG ATT.	7 vs. Florida A&M (11/11/24)	7, 3x, last vs. Florida A&M (11/11/24)
FT MADE	5 vs. Mount St. Mary's (11/8/24)	5 vs. Mount St. Mary's (11/8/24)
FT ATT.	5 vs. Mount St. Mary's (11/8/24)	5, 2x, last vs. Mount St. Mary's (11/8/24)
ASSISTS	2, 2x, last vs. Marquette (11/15/24)	2, 4x, last vs. Marquette (11/15/24)
BLOCKS	-	1, 2x, last vs. Notre Dame (03/07/23)
STEALS	2 vs. Mount St. Mary's (11/8/24)	3 at Syracuse (01/11/23)
MINUTES	32 vs. Marquette (11/15/24)	32 vs. Marquette (11/15/24)


## MISCELLANEOUS STATS

Category	Season	Career	Last Time
DOUBLE FIGURE SCORING	3	6	10 vs. Florida A&M (11/11/24)
20-PLUS POINTS	1	1	28 vs. Mount St. Mary's (11/8/24)
5-PLUS REBOUNDS	1	3	5 vs. Mount St. Mary's (11/8/24)
5-PLUS ASSISTS	-	-	-
3-PLUS STEALS	-	1	3 at Syracuse (01/11/23)
DOUBLE-DOUBLE	-	-	-

## CAREER STATS

				Field Goals		3-Point		F-Throws		Rebounds				Scoring						
SEASON	TEAM	GP-GS	MIN/AVG	FG-FGA	FG%	3FG-3FGA	3FG%	FT-FTA	FT%	OFF	DEF	TOT	AVG	PF-FO	A	TO	BLK	STL	PTS	AVG
2022-23	VT	8-0	161/20.1	18-56	.321	13-39	.333	10-12	.833	1	25	26	3.3	7-0	7	6	2	6	59	7.4
2024-25	MD	4-0	91/22.8	20-38	.526	9-21	.429	7-10	.700	3	5	8	2.0	5-0	5	1	0	5	56	14.0
<b>TOTAL FOR MD</b>		<b>4-0</b>	<b>91/22.8</b>	<b>20-38</b>	<b>.526</b>	<b>9-21</b>	<b>.429</b>	<b>7-10</b>	<b>.700</b>	<b>3</b>	<b>5</b>	<b>8</b>	<b>2.0</b>	<b>5-0</b>	<b>5</b>	<b>1</b>	<b>0</b>	<b>5</b>	<b>56</b>	<b>14.0</b>
<b>TOTAL</b>		<b>12-0</b>	<b>252/21.0</b>	<b>38-94</b>	<b>.404</b>	<b>22-60</b>	<b>.367</b>	<b>17-22</b>	<b>.773</b>	<b>4</b>	<b>30</b>	<b>34</b>	<b>2.8</b>	<b>12-0</b>	<b>12</b>	<b>7</b>	<b>2</b>	<b>11</b>	<b>115</b>	<b>9.6</b>





## #2 JAHARI LONG

5TH YEAR • GUARD • 6-5 / 200 • HOUSTON, TX (EPISCOPAL/SETON HALL)  
MAJOR: ECONOMICS



JB00QI /



JAHARI2\_



JAH-HAR-EE



SCAN FOR FULL BIO

## 2024-25 SEASON:

- Out for the start of the season due to knee injury suffered in the 2024 Big Ten Tournament.

## 2023-24 SEASON:

- Played in 30 games with three starts averaging 4.7 points, 1.2 rebounds, and 1.4 steals per game
- Third on the team in assists (42) ... Also had 18 steals and five blocks
- Averaged 18.4 minutes per game and shot .416 from the floor including .355 from three-point range
- Suffered a knee injury in the Big Ten First Round game against Rutgers; missed the second round game against Wisconsin ... Underwent surgery and rehab during the offseason and summer.
- Got the start on senior day, finishing with 12 points, two three-pointers, and a steal against Indiana (3/3).
- Scored 11 points off the bench while tying career-high with three from beyond the arc against Nebraska. (1/27).
- Knocked down a career-high three three-pointers off the bench against Michigan State (1/21).
- Scored in double figures for the first time in career with 15 points adding four assists, three rebounds, and two steals against Coppin State (12/28).
- Came off the bench to score eight points while pulling down two rebounds and dishing out two assists against Indiana (12/1).
- Scored seven points and had three assists against Rider (11/28).

## 2022-23 SEASON:

- Reserve point guard who averaged 2.1 points and 0.7 rebounds per game.
- Averaged 9.9 minutes in 35 games played.
- Had 38 assists to just 18 turnovers while adding nine steals.
- Shot .400 from deep hitting 10-of-25 for the year.
- Tallied six points at Nebraska (2/19) bolstered by a 4-of-5 effort at the free throw line.
- In road win at Minnesota (2/4), had five points, four rebounds and four assists.
- Notched five points in home win over Nebraska (1/28).
- Scored seven points at Iowa (1/15).
- Scored a season-high nine points at Michigan (1/1)
- Scored eight points going perfect from the floor (2-of-2 FG, 1-1 3FG, 3-3 FT) against Saint Peter's (12/22)
- Scored six points while recording four assists in a victory over Saint Louis (11/19).
- Matched his career high with five points in a pair of wins over Niagara (11/7) and Western Carolina (11/10).

## NOTABLES:

- Attended Episcopal High School for four years, playing under head coach Wayan Jones
- Named All-Private School by the Houston Chronicle, Dallas Morning News and VYPE
- Was a two-time finalist for the Guy V. Lewis Award, given to the top high school player in the city of Houston
- Three-time All-Southwest Preparatory Conference selection
- Helped lead Bellaire to a District championship in 2020.
- Full name is Jahari Akil Long
- Son of Marchanel Wilson and Jamaal Long
- Has four siblings
- Member of the Rytes Warriors, Gooz Elite and Texas Showcase summer and AAU club

## CAREER STATS

SEASON	TEAM	GP-GS	MIN/AVG	Field Goals		3-Point		F-Throws		Rebounds				Scoring			
				FG-FGA	FG%	3FG-3FGA	3FG%	FT-FTA	FT%	OFF	DEF	TOT	AVG	PF-FO	A	TO	BLK
2020-21	SHU	19-0	129/6.8	6-19	.316	2-8	.250	5-5	1.000	1	10	11	0.6	5-0	6	13	0
2021-22	SHU	5-2	62/12.5	1-7	.143	1-5	.200	1-3	.333	2	3	5	1.0	5-0	11	5	0
2022-23	MD	35-0	345/9.9	26-64	.406	10-25	.400	13-21	.619	7	18	25	0.7	36-0	38	18	1
2023-24	MD	30-3	554/18.5	47-113	.416	22-62	.355	24-31	.774	10	25	35	1.2	57-0	42	28	5
<b>TOTAL FOR MD</b>		<b>65-3</b>	<b>900/13.8</b>	<b>73-177</b>	<b>.412</b>	<b>32-87</b>	<b>.368</b>	<b>37-52</b>	<b>.712</b>	<b>17</b>	<b>43</b>	<b>60</b>	<b>0.9</b>	<b>93-0</b>	<b>80</b>	<b>46</b>	<b>6</b>
<b>TOTAL</b>		<b>89-5</b>	<b>1091/12.3</b>	<b>80-203</b>	<b>.394</b>	<b>35-100</b>	<b>.350</b>	<b>43-60</b>	<b>.717</b>	<b>20</b>	<b>56</b>	<b>76</b>	<b>0.9</b>	<b>103-0</b>	<b>97</b>	<b>64</b>	<b>6</b>

## 2023-24 GAME-BY-GAME

Opponent	Date	GS	MIN	Total		3-Pointers		Free throws		Rebounds				PF	A	TO	BLK	STL	PTS	AVG	
				FG-FGA	PCT	3FG-3FGA	PCT	FT-FTA	PCT	OFF	DEF	TOT	AVG								
Mount St. Mary's vs Davidson	11/07/2023		15:13	2-5	.400	1-3	.333	0-0	.000	0	0	0	0.0	1	0	1	0	2	5	5.0	
vs UAB	11/10/2023		28:56	1-4	.250	0-1	.000	3-3	1.000	1	0	1	0.5	2	1	2	0	3	5	5.0	
at Villanova	11/12/2023		16:36	2-6	.333	1-5	.200	0-0	.000	0	2	2	1.0	2	1	2	0	0	5	5.0	
at Villanova	11/17/2023		18:43	1-2	.500	0-1	.000	2-2	1.000	1	0	1	1.0	3	3	0	0	1	4	4.8	
UMBC	11/21/2023		16:47	1-2	.500	0-1	.000	2-2	1.000	0	1	1	1.0	1	0	1	0	0	4	4.6	
South Alabama	11/25/2023		19:10	0-2	.000	0-2	.000	0-0	.000	0	1	1	1.0	1	0	0	0	1	0	3.8	
Rider	11/28/2023		11:35	3-6	.500	0-2	.000	1-3	.333	1	0	1	1.0	2	3	0	0	0	7	4.3	
at Indiana	12/01/2023		18:51	4-5	.800	0-1	.000	0-1	.000	0	2	2	1.1	0	2	1	0	0	8	4.8	
Penn St.	12/06/2023		10:02	1-4	.250	1-3	.333	1-2	.500	0	0	0	1.0	2	0	1	0	0	4	4.7	
Alcorn	12/12/2023		23:44	3-5	.600	2-4	.500	0-0	.000	1	3	4	1.3	2	4	1	0	3	8	5.0	
Nicholls	12/19/2023		23:30	2-7	.286	2-4	.500	2-2	1.000	0	4	4	1.5	2	3	0	1	1	8	5.3	
at UCLA	12/22/2023		17:51	0-3	.000	0-3	.000	0-0	.000	1	2	3	1.7	3	0	1	0	1	0	4.8	
Coppin St.	12/28/2023	*	29:43	6-8	.750	2-3	.667	1-1	1.000	1	2	3	1.8	2	4	2	0	2	15	5.6	
Purdue	01/02/2024		23:00	1-4	.250	0-1	.000	0-0	.000	0	1	1	1.7	3	2	0	0	0	2	5.4	
at Illinois	01/14/2024		03:00	0-0	.000	0-0	.000	0-0	.000	0	0	0	1.6	0	1	1	0	0	0	5.0	
at Northwestern	01/17/2024		16:54	0-2	.000	0-1	.000	0-2	.000	0	1	1	1.6	2	3	1	1	0	0	4.7	
Michigan St.	01/21/2024		20:25	3-6	.500	3-4	.750	0-0	.000	0	1	1	1.5	2	0	0	0	0	9	4.9	
at Iowa	01/24/2024		24:47	2-4	.500	2-2	1.000	0-0	.000	0	0	0	1.4	1	3	3	0	0	6	5.0	
Nebraska	01/27/2024		18:28	4-5	.800	3-4	.750	0-0	.000	0	1	1	1.4	3	1	2	0	1	11	5.3	
at Michigan St.	02/03/2024		30:18	0-2	.000	0-2	.000	2-2	1.000	0	0	0	1.4	0	2	2	1	1	2	5.2	
Rutgers	02/06/2024		17:50	0-4	.000	0-3	.000	2-2	1.000	0	0	0	1.3	1	1	0	0	0	2	5.0	
at Ohio St.	02/10/2024		28:25	2-4	.500	0-0	.000	2-2	1.000	0	0	0	1.2	4	0	0	0	0	6	5.0	
Iowa	02/14/2024	*	11:57	0-0	.000	0-0	.000	0-0	.000	0	0	0	1.2	1	2	2	0	1	0	4.8	
Illinois	02/17/2024		12:25	2-6	.333	1-3	.333	0-1	.000	0	0	0	1.1	4	0	1	1	0	5	4.8	
at Wisconsin	02/20/2024		11:16	0-0	.000	0-0	.000	2-2	1.000	0	0	0	1.1	4	2	0	0	0	2	4.7	
at Rutgers	02/25/2024		07:44	0-1	.000	0-1	.000	0-0	.000	1	0	1	1.1	0	1	0	0	0	0	4.5	
Northwestern	02/28/2024		13:04	0-2	.000	0-1	.000	0-0	.000	1	0	1	1.1	3	0	0	0	0	0	4.4	
Indiana	03/03/2024	*	28:18	4-6	.667	2-3	.667	2-2	1.000	0	1	1	1.1	3	1	2	0	1	12	4.6	
at Penn St.	03/10/2024		22:49	2-4	.500	1-2	.500	2-2	1.000	0	3	3	1.1	0	2	0	1	0	7	4.7	
vs Rutgers	03/13/2024		12:50	1-4	.250	1-2	.500	0-0	.000	2	0	2	1.2	3	0	2	0	0	3	4.7	
Totals			3	554:12	47-113	.416	22-62	.355	24-31	.774	10	25	35	1.2	57	42	28	5	18	140	4.7

## Player Averages


Games Played	Minutes/game	Points/game	FG Pct	3FG Pct	FT Pct	Rebounds/game	Assists/game	Turnovers/game	Assist/Turnover ratio	Steals/game	Blocks/game
30	18.5	4.7	41.6	35.5	77.4	1.2	1.4	0.9	1.5	0.6	0.2

## SEASON/CAREER HIGHS

	2023-24 SEASON	CAREER HIGHS
POINTS	15 vs. Coppin St. (12/28/23)	15 vs. Coppin St. (12/28/23)
REBOUNDS	4, 2x, last vs. Nicholls (12/19/23)	4, 4x, last vs. Nicholls (12/19/23)
FG MADE	6 vs. Coppin St. (12/28/23)	6 vs. Coppin St. (12/28/23)
FG ATT.	8 vs. Coppin St. (12/28/23)	8 vs. Coppin St. (12/28/23)
3 FG MADE	3, 2x, last vs. Nebraska (1/27/24)	3 vs. Michigan State (1/21/24)
3 FG ATT.	5 vs. UAB (11/12/23)	5 vs. UAB (11/12/23)
FT MADE	3 vs. Davidson (11/10/23)	4 at DePaul (1/9/21)
FT ATT.	3, 2x, last vs. Rider (11/28/23)	4, 2x, last vs. Saint Louis (11/19/22)
ASSISTS	4, 2x, last vs. Coppin St. (12/28/23)	6 vs. Fairleigh Dickinson (11/10/21)
BLOCKS	1, 4x, last at Penn State (3/10/24)	1, 5x, last at Penn State (3/10/24)
STEALS	3, 2x, last vs. Alcorn State (12/12/23)	3, 2x, last vs. Alcorn State (12/12/23)
MINUTES	30, 2x, last at Michigan St. (2/3/24)	30, 2x, last at Michigan St. (2/3/24)

## MISCELLANEOUS STATS

MISCELLANEOUS STATS			
Category	Season	Career	Last Time
Double-Figure Scoring	3	3	12 vs. Indiana (3/3/24)
20-plus Points	-	-	-
10-plus Rebounds	-	-	-
5-plus Rebounds	-	-	-
5-plus Assists		1	6 vs. Fairleigh Dickinson (11/10/21)
3-plus Steals	2	2	3 vs. Alcorn State (12/12/23)
Double-Doubles	-	-	-



#4 BRADEN PIERCE

R-FRESHMAN • CENTER • 7-0 / 230 • WOODSTOCK, GA (IMG ACADEMY)  
MAJOR: LETTERS & SCIENCES BRADENPIERCEE / BRADENPIERCE24



SCAN FOR FULL BIO

2023-24 GAME-BY-GAME

Opponent	Date	GS	MIN	Total		3-Pointers		Free throws		Rebounds				PF	A	TO	BLK	STL	PTS	AVG
				FG	PCT	3FG	PCT	FT	PCT	OFF	DEF	TOT	AVG							
Manhattan	11/04/2024		05:23	0-0	.000	0-0	.000	0-0	.000	1	2	3	3.0	2	1	0	1	0	0	0.0
Mount St. Mary's	11/08/2024		04:45	0-1	.000	0-0	.000	0-0	.000	1	1	2	2.5	0	0	0	0	0	0	0.0
Florida A&M	11/11/2024		05:54	1-2	.500	0-0	.000	0-0	.000	0	0	0	1.7	4	1	0	0	0	2	0.7
Totals		0	16:02	1-3	.333	0-0	.000	0-0	.000	2	3	5	1.7	6	2	0	1	0	2	0.7

Player Averages

Games Played	Minutes/ game	Points/ game	FG Pct	3FG Pct	FT Pct	Rebounds/ game	Assists/ game	Turnovers/ game	Assist/Turnover ratio	Steals/ game	Blocks/ game
3	5.3	0.7	33.3	0.0	0.0	1.7	0.7	0.0	2.0	0.0	0.3

2023-24 SEASON:

- Redshirted the 2023-24 season.

BEFORE COLLEGE:

- Was chosen to play in the prestigious 50th Annual Hoop Culture Capital Classic in April 2023
- Played the 2022-23 season at IMG Academy as part of their post-graduate national team
- Averaged a double-double along with four blocks per game
- A three-star prospect by 247sports.com as well as On3.com
- Played at River Ridge High School as well as on the AAU circuit with the Atlanta Xpress before taking his postgraduate year at IMG Academy
- Was a First Team All-Region selection as well as Second Team All-State honoree after averaging 15 points, 12 rebounds and six blocks.
- Played baseball as well
- In addition to Maryland, was also recruited by Missouri, Vanderbilt, Pitt, N.C. State, and Rutgers

PERSONAL:

- Son of Ashleigh and Brit
- Has one sister, Ansley
- Major is undecided

SEASON/CAREER HIGHS

	2024-25 SEASON	CAREER HIGHS
POINTS	2 vs. Florida A&M (11/11/24)	Same
REBOUNDS	3 vs. Manhattan (11/4/24)	Same
FG MADE	1 vs. Florida A&M (11/11/24)	Same
FG ATT.	2 vs. Florida A&M (11/11/24)	Same
3 FG MADE	-	-
3 FG ATT.	-	-
FT MADE	-	-
FT ATT.	-	-
ASSISTS	1, 2x, last vs. Florida A&M (11/11/24)	Same
BLOCKS	1 vs. Manhattan (11/4/24)	Same
STEALS	-	-
MINUTES	6 vs. Florida A&M (11/11/24)	Same

MISCELLANEOUS STATS

Category	Season	Career	Last Time
Double-Figure Scoring	-	-	-
20-plus Points	-	-	-
10-plus Rebounds	-	-	-
10-plus Assists	-	-	-
5 3FG Games	-	-	-
Double-Doubles	-	-	-

CAREER STATS

3FG Attempts	3	vs Florida A&M 11/11/24
--------------	---	-------------------------

PIERCE, Braden

				Field Goals		3-Point		F-Throws		Rebounds								Scoring								
SEASON	TEAM	GP	GS	MIN	AVG	FG	FGA	FG%	3FG	3FGA	3FG%	FT	FTA	FT%	OFF	DEF	TOT	AVG	PF	FO	A	TO	BLK	STL	PTS	AVG



# #5 DeSHAWN HARRIS-SMITH

SOPHOMORE • GUARD • 6-5 / 215 • WOODBRIDGE, VA (PAUL VI CATHOLIC)  
MAJOR: LETTERS & SCIENCES THATDOGDESHAWN / DCINCOOO

DAY-SHAWN



SCAN FOR FULL BIO

## 2023-24 GAME-BY-GAME

Opponent	Date	GS	MIN	Total		3-Pointers		Free throws		Rebounds				PF				PTS			
				FG-FGA	PCT	3FG-3FGA	PCT	FT-FTA	PCT	OFF	DEF	TOT	AVG	A	TO	BLK	STL	PTS	AVG		
Manhattan	11/04/2024	*	25:01	3-8	.375	0-3	.000	0-0	.000	0	4	4	4.0	0	2	1	0	0	6	6.0	
Mount St. Mary's	11/08/2024	*	15:56	2-4	.500	0-0	.000	0-1	.000	0	3	3	3.5	3	1	1	0	1	4	5.0	
Florida A&M	11/11/2024	*	21:59	1-4	.250	0-2	.000	3-5	.600	1	5	6	4.3	1	1	1	0	1	5	5.0	
Marquette	11/15/2024	*	28:52	4-5	.800	1-1	1.000	0-2	.000	0	1	1	3.5	4	0	1	0	0	9	6.0	
Totals			4 91:48	10-21	.476	1-6	.167	3-8	.375	1	13	14	3.5	8	4	4	0	2	24	6.0	

## Player Averages

Games Played	Minutes/game	Points/game	FG Pct	3FG Pct	FT Pct	Rebounds/game	Assists/game	Turnovers/game	Assist/Turnover ratio	Steals/game	Blocks/game
4	23.0	6.0	47.6	16.7	37.5	3.5	1.0	1.0	1.0	0.5	0.0

## 2023-24 SEASON:

- 2024 Big Ten All-Freshman Team Selection
- Started 32 games averaging 7.3 points, 4.3 rebounds, and 2.1 assists per game
- Averaged 29.5 minutes per game and was second on the team in assists (72)
- Finished in double figures with 14 points while adding five rebounds against Northwestern (2/28).
- Set new season high with 17 points, knocking down a pair of threes, grabbed six boards, and dished three assists against Iowa (2/14).
- Tied season-high with eight rebounds, while scoring three points and dishing out three assists on the road against Ohio State (2/10).
- Had fifth career double figure game with 10 points and added five rebounds, and three assists against Michigan (1/11).
- Put in nine points with six rebounds, two assist, and a steal against UCLA (12/22).
- Scored 12 points and buried three from distance with five assists, three steals, a rebound, and a block against Alcorn State (12/12).
- Tied career-high with eight rebounds while scoring seven points, dishing four assists, and a steal against Penn State (12/6).
- Had 12 points with eight rebounds and two assists against UMBC (11/21).
- Scored in double figures with 13 points with grabbed six rebounds and had two assists against UAB (11/12).
- Finished in double figures in Maryland debut with 12 points with four rebounds, two assists, one block, and a pair of steals vs. Mount St. Mary's (11/7).
- The sixth Terrapin freshman to score in double-figures in their debut since and the first since Jalen Smith in 2018.
- Became first Maryland freshman to start in a season opener since Jalen Smith and Andrew Wiggins in 2018.

## BEFORE COLLEGE:

- Selected as one of 35 players nationally to take part in the USA Basketball Under-19 Men's National Team Training Camp.
- Played in the Iverson All-American Game.
- Collected a number of individual honors after a standout year at Paul VI High School – Virginia Gatorade Player of the Year, Naismith High School All-American, WCAC Player of the Year, All-MET Player of the Year, VISAA Player of the Year, and Max Preps Virginia Player of the Year.
- Four-star recruit ranked No. 26 nationally and as the top prospect out of Virginia.
- As a senior, averaged 17.8 points, 8.0 rebounds, 7.0 assists, and 2.6 steals per game.
- Led Paul VI to the VISAA Division I State Championship and the WCAC Tournament final.
- Known for his toughness with the ability to play through heavy contact and ultra-competitiveness.
- As a junior was also named the Virginia Independent Schools Athletic Association Division I State Player of the Year after averaging 14.4 points, 7.8 rebounds, 4.5 assists and 2.2 steals.
- Played on the AAU circuit with Team Takeover where he was named first-team all-tournament at Peach Jam after averaging 12.3 points, 8.0 rebounds, and 3.6 assists.

## PERSONAL:

- Son of Ericka Smith and Darius Harris.
- Has three siblings: Darius, Dominique, and Kyree.

## SEASON/CAREER HIGHS

	2024-25 SEASON	CAREER HIGHS
POINTS	9 vs. Marquette (11/15/24)	17 vs. Iowa (2/14/24)
REBOUNDS	6 vs. Florida A&M (11/11/24)	8, 4x, last at Ohio St. (2/10/24)
FG MADE	4 vs. Marquette (11/15/24)	7 vs. Iowa (2/14/24)
FG ATT.	8 vs. Manhattan (11/4/24)	15 vs. Wisconsin (3/14/24)
3 FG MADE	1 vs. Marquette (11/15/24)	3, 2x, last vs. Wisconsin (3/14/24)
3 FG ATT.	3 vs. Manhattan (11/4/24)	5, 3x, last vs. Northwestern (2/28/24)
FT MADE	3 vs. Florida A&M (11/11/24)	5 at Minnesota (1/7/24)
FT ATT.	5 vs. Florida A&M (11/11/24)	8 vs. UMBC (11/21/23)
ASSISTS	2 vs. Manhattan (11/4/24)	5, 3x, last vs. Coppin St. (12/28/23)
BLOCKS	-	1, 4x, last at #10 Illinois (1/14/24)
STEALS	1, 2x, last vs. Florida A&M (11/11/24)	3, 2x, last vs. Alcorn State (12/12/23)
MINUTES	29 vs. Marquette (11/15/24)	41 at Ohio St. (2/10/24)

## MISCELLANEOUS STATS

Category	Season	Career	Last Time
Double-Figure Scoring	8	8	16 vs. Wisconsin (3/14/24)
20-plus Points	-	-	-
10-plus Rebounds	-	-	-
5-plus Assists	3	3	5 vs. Coppin St. (12/28/23)
3-plus Steals	2	2	3 vs. Alcorn State (12/12/23)
Double-Doubles	-	-	-

## CAREER STATS

				Field Goals		3-Point		F-Throws		Rebounds									Scoring	
SEASON	TEAM	GP-GS	MIN/AVG	FG-FGA	FG%	3FG-3FGA	3FG%	FT-FTA	FT%	OFF	DEF	TOT	AVG	PF-FO	A	TO	BLK	STL	PTS	AVG
2023-24	MD	33-30	973/29.5	88-239	.368	18-89	.202	47-81	.580	37	104	141	4.3	86-2	72	55	4	31	241	7.3
2024-25	MD	4-4	92/23.0	10-21	.476	1-6	.167	3-8	.375	1	13	14	3.5	8-0	4	4	0	2	24	6.0
TOTAL		37-34	1065/28.8	98-260	.377	19-95	.200	50-89	.562	38	117	155	4.2	94-2	76	59	4	33	265	7.2





#6 TAFARA GAPARE

JUNIOR • FORWARD • 6-9 / 206 • WELLINGTON, NEW ZEALAND (SOUTH KENT (CT) SCHOOL  
UMASS / GEORGIA TECH)  
TAFARA.GAPARE / TAFARA\_GAPARE5  
TUH-FAR-UH GUH-PAR-EE



2023-24 SEASON (GEORGIA TECH):

- Played in 29 games, starting 15, and averaged 18.2 minutes
- Started Tech's final nine games and played 20 or more minutes in nine of the last 12, filling the void created by the absence of Ebenezer Doquona (who was injured the final nine games)
- Last seven games, averaged 7.7 ppg, 6.1 rpg, 20-of-48 FG, 11-of-13 FT, 8 blocks
- Scored in double digits against Syracuse, Clemson and Wake Forest during that stretch, pulled 10 rebounds and blocked three shots against Florida State
- Started nine ACC games total, including Duke on Dec. 2
- Averaged 5.1 points, 3.7 rebounds with a team-high 20 blocked shots in conference games
- Key off the bench in Tech's win over No. 3 North Carolina (6 points, career-high 8 rebounds, 3 blocks)
- Had a team-high 33 blocked shots for the season and ranked 10th in the ACC in blocks per game (1.14) despite his limited minutes
- Returned from a three-game absence early in the season to score 35 points with 11 rebounds in Tech's three games against Georgia, Alabama A&M and Penn State
- Went 13-26 from the floor with three blocks and two steals in 61 total minutes
- Scored career-high 20 points with six boards in 28 minutes in Tech's win over Penn State
- Scored nine points with seven rebounds and four blocks to help Tech defeat Hawaii in the Diamond Head Classic

2022-23 SEASON (UMASS):

- As a Freshman at UMass (2022-23):
- Averaged 12.4 minutes per game over 30 games
- Averaged 3.4 points and 2.1 rebounds per game, while shooting 31.2 percent from the field for the Minuteman, who finished the season 15-16 overall
- Despite limited playing time, he led the team in blocked shots (20) and went to the free throw line 40 times
- Scored a season-high 15 points against Albany
- Played a season-high 24 minutes against Rhode Island in which he scored 11 points, made a pair of three-point field goals and grabbed a season-best seven rebounds
- Had one other double-figure game – 13 points vs. Hofstra

BEFORE COLLEGE:

- Reclassified from the Class of 2023 to the Class of 2022
- Spent the 2021-22 year at the South Kent School in Connecticut
- Ranked as the No. 1 player in Connecticut and No. 10 power forward by 247Sports for the Class of 2023
- Top-50 recruit nationally by 247Sports
- Rated as a four-star recruit by Rivals
- Tabbed 81st-nationally and as the No. 18-ranked power forward by Rivals.

CAREER STATS

				Field Goals		3-Point		F-Throws		Rebounds										Scoring	
SEASON	TEAM	GP-GS	MIN/AVG	FG-FGA	FG%	3FG-3FGA	3FG%	FT-FTA	FT%	OFF	DEF	TOT	AVG	PF-FO	A	TO	BLK	STL	PTS	AVG	
2022-23	UMass	30-0	372/12.4	34-109	.312	12-45	.267	23-40	.575	15	48	63	2.1	39-0	8	33	20	14	103	3.4	
2023-24	GaTech	29-15	527/18.2	52-150	.347	10-59	.169	34-50	.680	23	78	101	3.5	54-1	24	27	33	10	148	5.1	
2024-25	MD	4-0	43/10.9	3-6	.500	1-3	.333	5-8	.625	1	2	3	0.8	6-0	0	4	1	7	12	3.0	
TOTAL FOR MD		4-0	43/10.9	3-6	.500	1-3	.333	5-8	.625	1	2	3	0.8	6-0	0	4	1	7	12	3.0	
TOTAL		63-15	942/15.0	89-265	.336	23-107	.215	62-98	.633	39	128	167	2.7	99-1	32	64	54	31	263	4.2	

2024-25 GAME-BY-GAME

Opponent	Date	GS	MIN	Total		3-Pointers		Free throws		Rebounds				PF	A	TO	BLK	STL	PTS	AVG
				FG-FGA	PCT	3FG-3FGA	PCT	FT-FTA	PCT	OFF	DEF	TOT	AVG							
Manhattan	11/04/2024		13:02	2-3	.667	1-1	1.000	0-2	.000	1	1	2	2.0	2	0	3	1	1	5	5.0
Mount St. Mary's	11/08/2024		12:23	0-1	.000	0-1	.000	5-6	.833	0	1	1	1.5	1	0	0	0	4	5	5.0
Florida A&M	11/11/2024		15:02	1-1	1.000	0-0	.000	0-0	.000	0	0	0	1.0	3	0	0	0	2	2	4.0
Marquette	11/15/2024		03:02	0-1	.000	0-1	.000	0-0	.000	0	0	0	0.8	0	0	1	0	0	0	3.0
Totals		0	43:29	3-6	.500	1-3	.333	5-8	.625	1	2	3	0.8	6	0	4	1	7	12	3.0

Player Averages


Games Played	Minutes/game	Points/game	FG Pct	3FG Pct	FT Pct	Rebounds/game	Assists/game	Turnovers/game	Assist/Turnover ratio	Steals/game	Blocks/game
4	10.9	3.0	50.0	33.3	62.5	0.8	0.0	1.0	0.0	1.8	0.3

SEASON/CAREER HIGHS

	2024-25 SEASON	CAREER HIGHS
POINTS	5, 2x, last vs. Mount St. Mary's (11/8/24)	20 vs. Penn St. (12/16/23)
REBOUNDS	2 vs. Manhattan (11/4/24)	10 vs. Florida St. (03/02/24)
FG MADE	2 vs. Manhattan (11/4/24)	7 vs. Penn St. (12/16/23)
FG ATT.	3 vs. Manhattan (11/4/24)	16 vs. Penn St. (12/16/23)
3FG MADE	1 vs. Manhattan (11/4/24)	3 vs. Penn St. (12/16/23)
3FG ATT.	1, 3x, last vs. Marquette (11/15/24)	6 vs. Penn St. (12/16/23)
FT MADE	5 vs. Mount St. Mary's (11/8/24)	5, 2x, last vs. Mount St. Mary's (11/8/24)
FT ATT.	6 vs. Mount St. Mary's (11/8/24)	8 vs. Saint Louis (01/04/23)
ASSISTS	-	4 vs. Florida St. (03/02/24)
BLOCKS	1 vs. Manhattan (11/4/24)	5 vs. Saint Louis (01/04/23)
STEALS	4 vs. Mount St. Mary's (11/8/24)	5 vs. UAlbany (12/05/22)
MINUTES	15 vs. Florida A&M (11/11/24)	30 vs. Florida St. (03/02/24)


MISCELLANEOUS STATS

Category	Season	Career	Last Time
DOUBLE FIGURE SCORING	-	7	11 at Wake Forest (03/05/24)
20-PLUS POINTS	-	1	20 vs. Penn St. (12/16/23)
5-PLUS REBOUNDS	-	14	6 at Wake Forest (03/05/24)
5-PLUS ASSISTS	-	-	-
3-PLUS STEALS	1	2	4 vs. Mount St. Mary's (11/8/24)
DOUBLE-DOUBLE	-	-	-



# #7 MALACHI PALMER

GUARD • FRESHMAN • 6-6 / 215 • HARRISBURG, PA. (MT. ZION PREP (MD.))  
MAJOR: LETTERS & SCIENCES MALACHIPALMER / MALACHIPALMERR



SCAN FOR FULL BIO

## 2024-25 GAME-BY-GAME

Opponent	Date	GS	MIN	Total		3-Pointers		Free throws		Rebounds				PF	A	TO	BLK	STL	PTS	AVG
				FG-FGA	PCT	3FG-3FGA	PCT	FT-FTA	PCT	OFF	DEF	TOT	AVG							
Manhattan	11/04/2024		11:47	2-3	.667	0-0	.000	0-0	.000	1	3	4	4.0	2	0	0	0	1	4	4.0
Mount St. Mary's	11/08/2024		11:30	0-3	.000	0-1	.000	0-0	.000	0	1	1	2.5	2	0	0	0	1	0	2.0
Florida A&M	11/11/2024		14:24	1-5	.200	1-3	.333	0-0	.000	1	1	2	2.3	3	1	0	0	0	3	2.3
Totals		0	37:41	3-11	.273	1-4	.250	0-0	.000	2	5	7	2.3	7	1	0	0	2	7	2.3

## Player Averages

Games Played	Minutes/ game	Points/ game	FG Pct	3FG Pct	FT Pct	Rebounds/ game	Assists/ game	Turnovers/ game	Assist/Turnover ratio	Steals/ game	Blocks/ game
3	12.6	2.3	27.3	25.0	0.0	2.3	0.3	0.0	1.0	0.7	0.0

## BEFORE COLLEGE:

- Four-star guard who chose the Terps over Florida State, Oklahoma State, Seton Hall, and West Virginia
- No. 2 ranked recruit from Maryland and the No. 119 overall recruit in the class after playing the last two seasons at Mt. Zion Prep
- Selected to play in both the 2024 Capital Classic and the 2024 Iverson Classic Showcase
- Started his high school career at Central Dauphin in Pennsylvania before transferring to Hillcrest Prep in Arizona
- Also played on the EYBL circuit for Team Melo and NY Renaissance
- At Mt. Zion, Palmer crested the 1,000 point plateau as a senior
- As a freshman, was named a MaxPreps Freshman All-American
- Was also a First Team All-Elite Prep League selection as a junior

## SEASON/CAREER HIGHS


	2024-25 SEASON	CAREER HIGHS
POINTS	4 vs. Manhattan (11/4/24)	Same
REBOUNDS	4 vs. Manhattan (11/4/24)	Same
FG MADE	2 vs. Manhattan (11/4/24)	Same
FG ATT.	5 vs. Florida A&M (11/11/24)	Same
3 FG MADE	1 vs. Florida A&M (11/11/24)	Same
3 FG ATT.	3 vs. Florida A&M (11/11/24)	Same
FT MADE	-	-
FT ATT.	-	-
ASSISTS	1 vs. Florida A&M (11/11/24)	Same
BLOCKS	-	-
STEALS	1, 2x, last vs. Mount St. Mary's (11/8/24)	Same
MINUTES	14 vs. Florida A&M (11/11/24)	Same

## MISCELLANEOUS STATS

Category	Season	Career	Last Time
Double-Figure Scoring			
20-plus Points			
10-plus Rebounds			
5-plus Rebounds			
5-plus Assists			
3-plus Steals			

## CAREER STATS

				Field Goals		3-Point		F-Throws		Rebounds				Scoring						
SEASON	TEAM	GP-GS	MIN/AVG	FG-FGA	FG%	3FG-3FGA	3FG%	FT-FTA	FT%	OFF	DEF	TOT	AVG	PF-FO	A	TO	BLK	STL	PTS	AVG
2024-25	MD	3-0	38/12.6	3-11	.273	1-4	.250	0-0	.000	2	5	7	2.3	7-0	1	0	0	2	7	2.3
TOTAL		3-0	38/12.6	3-11	.273	1-4	.250	0-0	.000	2	5	7	2.3	7-0	1	0	0	2	7	2.3



#8 JAY YOUNG

6TH YEAR • GUARD • 6-2 / 175 • DALLAS, TEXAS (GARLAND HS / GRAMBLING STATE / BATON ROUGE CC / UCF / MEMPHIS) JAYYOUNG.1 / JAYHLONYOUNG  
MAJOR: NONPROFIT MANAGEMENT



SCAN FOR FULL BIO

2023-24 SEASON (AT MEMPHIS):

- Played in 27 of Memphis' 32 games, totaling 296 minutes of action (11.0 per game)
- Averaged 2.2 points, 1.3 rebounds, 0.9 assists and 0.8 steals per game
- Shot 43.4% from the field (23-of-53) and 30.8% from long distance (4-of-13)
- Also connected on 10-of-13 (76.9%) at the free throw stripe
- Recorded a season high of seven points on two occasions: against Clemson (Dec. 16) and Austin Peay (Dec. 30)
- Pulled down multiple rebounds in 13 games, including a season high four against Clemson
- Finished fifth on the team with 21 steals, including a season high three against Jackson State (Nov. 6), Alabama State (Nov. 17) and Ole Miss (Dec. 2)

2022-23 SEASON (AT UCF):

- Played in 33 of UCF's 34 games, earning a start in 12 of them and playing in a total of 632 minutes
- Averaged 4.5 points, 2.2 rebounds and 2.0 assists per game
- Shot 37.3% from the field (44-for-118) and 35.8% from the three-point line (19-for-53)
- Scored a career-high 17 points in just his second game as a Knight (vs. Florida State, 11/11/22)
- Earned his first career double-double at home against SMU (1/8/23), scoring 11 points and earning 10 rebounds
- Tallied a career-high six assists three times (11/20/22 vs. Santa Clara, 11/23/22 vs. Evansville, 1/8/23 vs. SMU)
- Earned a career-high three steals at South Florida (1/21/23)
- Had four games with double-digit points scoring 17 vs. Florida State on 11/11/22, 15 vs. Tarleton on 12/11/22, 11 vs. SMU on 1/8/23 and 10 at Memphis 2/16/23)

BEFORE COLLEGE:

- Attended Garland High School where he played basketball for head coach Randy Love
- Was a member of the Owls 1000-point club
- Was a two-time First Team All-District member and Offensive Player of the Year

PERSONAL:

- Hometown is Dallas, Texas
- Is the son of Stacy Manning and Monika Bridges
- Has three brothers, K'i Monte Rose, KeiDren Rose and Tahj Murphy
- Favorite athlete is Kylie Irving, and his favorite pro team is the Brooklyn Nets
- Person he admires the most is his mother

2024-25 GAME-BY-GAME

Opponent	Date	GS	MIN	Total		3-Pointers		Free throws		Rebounds				PF		A TO		BLK	STL	PTS	AVG
				FG	FGA	PCT	3FG	3FGA	PCT	FT	FTA	PCT	OFF	DEF	TOT	AVG					
Manhattan	11/04/2024		15:06	1-6	.167		1-4	.250	0-0	.000		2	3	5	5.0	2	1	1	1	3	3.0
Mount St. Mary's	11/08/2024		20:13	1-5	.200		1-3	.333	0-0	.000		0	0	0	2.5	0	2	0	0	3	3.0
Florida A&M	11/11/2024		16:36	0-1	.000		0-1	.000	1-2	.500		0	4	4	3.0	0	0	0	0	1	2.3
Marquette	11/15/2024		04:38	0-2	.000		0-1	.000	0-0	.000		1	0	1	2.5	0	0	1	0	0	1.8
Totals			0 56:33	2-14	.143		2-9	.222	1-2	.500		3	7	10	2.5	2	3	2	1	5	1.8

Player Averages

Games Played	Minutes/ game	Points/ game	FG Pct	3FG Pct	FT Pct	Rebounds/ game	Assists/ game	Turnovers/ game	Assist/Turnover ratio	Steals/ game	Blocks/ game
4	14.1	1.8	14.3	22.2	50.0	2.5	0.8	0.5	1.5	1.3	0.3

SEASON/CAREER HIGHS

	2024-25 SEASON	CAREER HIGHS
POINTS	3, 2x, last vs. Mount St. Mary's (11/8/24)	17 vs. Florida St. (11/11/22)
REBOUNDS	5 vs. Manhattan (11/4/24)	10 vs. SMU (01/08/23)
FG MADE	1, 2x, last vs. Mount St. Mary's (11/8/24)	6 vs. Florida St. (11/11/22)
FG ATT.	6 vs. Manhattan (11/4/24)	10 vs. Florida St. (11/11/22)
3FG MADE	1, 2x, last vs. Mount St. Mary's (11/8/24)	3 vs. Tarleton St. (12/11/22)
3FG ATT.	4 vs. Manhattan (11/4/24)	6 vs. Tarleton St. (12/11/22)
FT MADE	1 vs. Florida A&M (11/11/24)	4, 2x, last vs. South Fla. (02/22/23)
FT ATT.	2 vs. Florida A&M (11/11/24)	6 vs. South Fla. (02/22/23)
ASSISTS	2 vs. Mount St. Mary's (11/8/24)	6, 3x, last vs. SMU (01/08/23)
BLOCKS	1 vs. Manhattan (11/4/24)	1, 6x, last vs. Manhattan (11/4/24)
STEALS	3 vs. Mount St. Mary's (11/8/24)	3, 4x, last at Ole Miss (12/02/23)
MINUTES	20 vs. Mount St. Mary's (11/8/24)	43 vs. UNC Asheville (11/07/22)

MISCELLANEOUS STATS

Category	Season	Career	Last Time
DOUBLE FIGURE SCORING	-	4	10 at Memphis (02/16/23)
20-PLUS POINTS	-	-	-
5-PLUS REBOUNDS	1	4	5 vs. Manhattan (11/4/24)
5-PLUS ASSISTS	-	4	6 vs. SMU (01/08/23)
3-PLUS STEALS	1	5	3 vs. Mount St. Mary's (11/8/24)
DOUBLE-DOUBLE	-	1	10 reb. & 11 pts. vs. SMU (01/08/23)

CAREER STATS				Field Goals		3-Point		F-Throws		Rebounds										Scoring	
SEASON	TEAM	GP-GS	MIN/AVG	FG-FGA	FG%	3FG-3FGA	3FG%	FT-FTA	FT%	OFF	DEF	TOT	AVG	PF-FO	A	TO	BLK	STL	PTS	AVG	
2022-23	UCF	33-12	633/19.2	44-118	.373	19-53	.358	40-49	.816	13	58	71	2.2	49-1	65	46	2	23	147	4.5	
2023-24	Mem	27-0	296/11.0	23-53	.434	4-13	.308	10-13	.769	13	23	36	1.3	23-0	23	23	3	21	60	2.2	
2024-25	MD	4-0	57/14.1	2-14	.143	2-9	.222	1-2	.500	3	7	10	2.5	2-0	3	2	1	5	7	1.8	
TOTAL FOR MD		4-0	57/14.1	2-14	.143	2-9	.222	1-2	.500	3	7	10	2.5	2-0	3	2	1	5	7	1.8	
TOTAL		64-12	985/15.4	69-185	.373	25-75	.333	51-64	.797	29	88	117	1.8	74-1	91	71	6	49	214	3.3	





# #9 SELTON MIGUEL

5TH YEAR • GUARD • 6-4 / 210 • LUANDA, ANGOLA (WEST OAKS ACADEMY / KANSAS ST. / SOUTH FLORIDA)  
 MAJOR: AFRICAN AMERICAN STUDIES HOLLYWOOD.SEL / SELTON\_MIGUEL



SCAN FOR FULL BIO

## 2023-24 GAME-BY-GAME

Opponent	Date	GS	MIN	Total FG-FGA	PCT	3-Pointers 3FG-3FGA	PCT	Free throws FT-FTA	PCT	Rebounds OFF DEF TOT AVG	PF	A TO	BLK	STL	PTS	AVG
Manhattan	11/04/2024	*	14:36	0-4	.000	0-2	.000	0-0	.000	0 0 0 0.0	1	1	0	0	0	0.0
Mount St. Mary's	11/08/2024	*	22:13	4-11	.364	1-4	.250	2-4	.500	0 3 3 1.5	0	1	0	0	0	11 5.5
Florida A&M	11/11/2024	*	23:09	5-9	.556	2-5	.400	2-2	1.000	0 2 2 1.7	1	2	1	0	1	14 8.3
Marquette	11/15/2024	*	29:22	3-8	.375	0-1	.000	3-4	.750	0 5 5 2.5	3	3	1	0	0	9 8.5
<b>Totals</b>			<b>4 89:20</b>	<b>12-32</b>	<b>.375</b>	<b>3-12</b>	<b>.250</b>	<b>7-10</b>	<b>.700</b>	<b>0 10 10 2.5</b>	<b>5</b>	<b>7</b>	<b>2</b>	<b>0</b>	<b>1 34</b>	<b>8.5</b>

## Player Averages

Games Played	Minutes/game	Points/game	FG Pct	3FG Pct	FT Pct	Rebounds/game	Assists/game	Turnovers/game	Assist/Turnover ratio	Steals/game	Blocks/game
4	22.3	8.5	37.5	25.0	70.0	2.5	1.8	0.5	3.5	0.3	0.0

## 2023-24 SEASON (AT USF):

- Selected as the AAC Sixth Man of the Year and the AAC Most Improved Player
- Additionally was selected to the All-AAC Second Team
- Played in 33 games (five starts) where he averaged 14.7 points per game, 3.2 rebounds, and 2.2 assists per game; was the second-leading scorer for the Bulls which finished 25-8 overall and 16-2 in the AAC – the most league wins in program history
- Produced 16 games in double figures; Had five games with 20-or-more points
- Scored a career-high 25 points against Florida Atlantic (2/18) where he was 9-of-16 from the floor and 5-of-8 from beyond the arc

## 2022-23 SEASON (AT USF):

- Played in 30 games and made 11 starts in his first season at USF
- Ranked third on the team in scoring (10.3 ppg) and tied for the lead in assists/game (3.3)
- Totaled 99 assists
- Scored a season-high 23 points vs. NJIT (12/22/22)
- Scored in double digits 17 times

## BEFORE COLLEGE:

- A consensus Top 150 prospect by several recruiting services, including No. 83 by Rivals.com and No. 145 by 247Sports.com
- A three-year letterman at West Oaks Academy in Orlando, Fla., where he led the Flame to a 76-25 (.752) overall record, including at least 23 wins each season
- Earned several honors as a senior in 2019-20, highlighted by his selection to the 26th annual All-American Elite Team produced by BallisLife.com, earning Second Team All-America honors as a senior in 2019-20...one of just 50 individuals nationally selected to the team
- Named the 2019-20 Sunshine Independent Athletic Association (SIAA) Most Valuable Player
- Scored more than 1,500 points in his prep career, including more than 600 (608) as a senior in 2019-20 and more than 500 (537) as a junior in 2018-19
- Averaged a team-leading 20.6 points on 57 percent shooting (118-of-207), including 33.9 percent (41-of-121) from 3-point range, with 4.4 assists, 2.2 rebounds and 2.1 steals per game as a senior in 2019-20 before missing the last 4 games of the season due to a hand injury

## PERSONAL:

- Selton Ricardo Fernandes Miguel, Jr. was born October 24, 2000 in Luanda, Angola
- Parents are Henriques and Suzana Miguel
- Guardian is Barry Myers
- Has three siblings (Rifen, Henriques, Raica)...brother, Rifen, was a junior on the Troy men's basketball team in 2021-22
- Grew up in Angola before moving to Portugal at age 13 and finally moving to the United States when he was in the ninth grade
- Fluent in four languages (Portuguese, Spanish, French and English)
- Has a long history with the Angolan National Team, including playing with the Senior Team at the FIBA Olympic Qualifying Tournaments in 2021 and 2024...was the youngest member of the team and the only collegiate player.

## SEASON/CAREER HIGHS

	2024-25 SEASON	CAREER HIGHS
POINTS	14 vs. Florida A&M (11/11/24)	25 vs. Fla. Atlantic (02/18/24)
REBOUNDS	5 vs. Marquette (11/15/24)	10 vs. UAlbany (12/01/21)
FG MADE	5 vs. Florida A&M (11/11/24)	10 vs. NJIT (12/22/22)
FG ATT.	11 vs. Mount St. Mary's (11/8/24)	17, 2x, last vs. UAB (03/16/24)
3 FG MADE	1 vs. Mount St. Mary's (11/8/24)	5, 3x, last vs. UAB (03/16/24)
3 FG ATT.	4 vs. Mount St. Mary's (11/8/24)	10 at Memphis (01/18/24)
FT MADE	3 vs. Marquette (11/15/24)	13 vs. Charlotte (02/06/24)
FT ATT.	4, 2x, last vs. Marquette (11/15/24)	14 vs. Charlotte (02/06/24)
ASSISTS	3 vs. Marquette (11/15/24)	7, 2x, last vs. Iowa St. (03/06/21)
BLOCKS	-	3 at UAB (01/07/24)
STEALS	1 vs. Florida A&M (11/11/24)	3, 5x, last vs. East Carolina (03/15/24)
MINUTES	29 vs. Marquette (11/15/24)	40 at Temple (01/25/23)

## MISCELLANEOUS STATS

Category	Season	Career	Last Time
DOUBLE FIGURE SCORING	30	63	14 vs. Florida A&M (11/11/24)
20-PLUS POINTS	5	6	25 vs. Fla. Atlantic (02/18/24)
5-PLUS REBOUNDS	6	27	6 at UTSA (02/21/24)
5-PLUS ASSISTS	3	16	6 vs. UTSA (01/27/24)
3-PLUS STEALS	2	5	3 vs. East Carolina (03/15/24)
DOUBLE-DOUBLE	-	-	-

## CAREER STATS

				Field Goals		3-Point		F-Throws		Rebounds		Scoring								
SEASON	TEAM	GP-GS	MIN/AVG	FG-FGA	FG%	3FG-3FGA	3FG%	FT-FTA	FT%	OFF	DEF	TOT	AVG	PF-FO	A	TO	BLK	STL	PTS	AVG
2020-21	KState	29-22	797/27.5	70-212	.330	20-89	.225	48-70	.686	23	66	89	3.1	68-2	64	72	4	26	208	7.2
2021-22	KState	26-14	638/24.6	69-184	.375	8-39	.205	41-59	.695	25	80	105	4.0	45-1	39	44	5	17	187	7.2
2022-23	USF	30-11	776/25.9	123-293	.420	34-103	.330	30-47	.638	18	77	95	3.2	53-0	99	61	5	23	310	10.3
2023-24	USF	33-5	938/28.4	166-404	.411	71-182	.390	81-101	.802	13	91	104	3.2	57-0	71	61	10	38	484	14.7
2024-25	MD	4-4	89/22.3	12-32	.375	3-12	.250	7-10	.700	0	10	10	2.5	5-0	7	2	0	1	34	8.5
<b>TOTAL FOR MD</b>		<b>4-4</b>	<b>89/22.3</b>	<b>12-32</b>	<b>.375</b>	<b>3-12</b>	<b>.250</b>	<b>7-10</b>	<b>.700</b>	<b>0</b>	<b>10</b>	<b>10</b>	<b>2.5</b>	<b>5-0</b>	<b>7</b>	<b>2</b>	<b>0</b>	<b>1</b>	<b>34</b>	<b>8.5</b>
<b>TOTAL</b>		<b>122-56</b>	<b>3238/26.5</b>	<b>440-1125</b>	<b>.391</b>	<b>136-425</b>	<b>.320</b>	<b>207-287</b>	<b>.721</b>	<b>79</b>	<b>324</b>	<b>403</b>	<b>3.3</b>	<b>228-3</b>	<b>280</b>	<b>240</b>	<b>24</b>	<b>105</b>	<b>1223</b>	<b>10.0</b>



#10 JULIAN REESE

SENIOR • FORWARD • 6-9 / 230 • BALTIMORE, MD (ST. FRANCES ACADEMY)  
MAJOR: HUMAN DEVELOPMENT

SHIFTY\_JU / REESE10JULIAN

- ★ 2024-25 KARL MALONE WATCH LIST
- ★ 2023-24 KARL MALONE WATCH LIST
- ★ 2023-24 ALL-BIG TEN PRESEASON TEAM
- ★ 2023 ALL-BIG TEN HONORABLE MENTION



SCAN FOR FULL BIO

2023-24 SEASON:

- 2024 All-Big Ten Honorable Mention
- Started 32 games averaging 13.7 points, 9.5 rebounds, and 1 steal per game ... Totaled 32 steals and 60 blocks
- Averaged 31.9 minutes per game and shot .546 from the floor
- Third in the Big Ten for rebounds (9.5) and fifth in the league in blocks (1.9) per game
- Finished with 12 points, six rebounds, three assists, and two blocks in a first round victory over Rutgers in the Big Ten Tournament (3/13).
- Recorded 15th double-double of the season with 13 points and 11 rebounds, adding three assists and a pair of steals at home against Indiana (3/3).
- Led team with 20 points, while grabbing six rebounds and blocking two shots in a win on the road against Rutgers (2/25).
- Had second-straight game with 18 points, while adding seven rebounds and blocked two shots against Wisconsin (2/20).
- Scored 18 points and grabbed 11 rebounds to post four consecutive game with a double-double at home against Illinois (2/17).
- Recorded his 13th double-double of the season and the 20th of his career with 16 points and 13 rebounds against Iowa (2/14).
- Recorded 18th career double-double and 11th of the season with 19 points and 12 rebounds against Rutgers (2/6).
- Picked up 10th double-double of the season finishing with 15 points, 16 rebounds, and three steals against Nebraska (1/27).
- Had third 20-point game and eighth double-double of the season with 20 points and 11 rebounds on the road against Illinois (1/14).
- His 20-point performance against Illinois allowed him to reach the 800-point mark in his career.
- Recorded seventh double-double of the season and 14th of his career with 14 point, 13 rebounds performance with five blocks, three steals, and two assists against Michigan (1/11).
- Scored 24 points and grabbed 15 rebounds for his 12th career double-double and his fifth of the season against Penn State (12/6).
- Had his third-straight double-double and 11th of his career with 22 points and 12 rebounds, while tying his career-high in blocks with four for the second straight game against Rider (11/28).

2022-23 SEASON:

- 2023 All-Big Ten Honorable Mention.
- Posted the third-best single-season field goal percentage (.632) in program history.
- Developed into one of the top big men in the league averaging 11.4 points, second on the team, while leading the Terps with 7.2 rebounds per game; Started 33 of 34 games played missing just one due to injury; Shot .632 from the field (158-250); Led the team in blocked shots (42) while adding 34 assists and 27 steals.

NOTABLES:

- A consensus four-star recruit across all national recruiting outlets
- Ranked the 44th overall player, 10th at his position and No. 1 in Maryland by 247Sports
- Ranked the 49th overall player and 15th at his position via ESPN
- Attended St. Frances Academy in Baltimore
- Received BCL Defensive Player of the Year honors
- Honorable Mention All-BCL honors
- The son of Angel Reese
- Sister, also named Angel, is currently a member of the WNBA's Chicago Sky after playing collegiately at LSU where she won a national championship ... She began her career at Maryland and was the No. 2 overall recruit in the Class of 2020
- Nickname is "JuJu"

2024-25 GAME-BY-GAME

Opponent	Date	GS	MIN	Total		3-Pointers		Free throws		Rebounds				PF	A	TO	BLK	STL	PTS	AVG
				FG-FGA	PCT	3FG-3FGA	PCT	FT-FTA	PCT	OFF	DEF	TOT	AVG							
Manhattan	11/04/2024	*	19:46	3-5	.600	0-0	.000	3-4	.750	3	2	5	5.0	2	0	2	2	1	9	9.0
Mount St. Mary's	11/08/2024	*	23:03	2-3	.667	0-0	.000	5-10	.500	3	7	10	7.5	4	1	2	0	1	9	9.0
Florida A&M	11/11/2024	*	20:20	8-12	.667	0-0	.000	5-5	1.000	4	5	9	8.0	1	2	0	1	0	21	13.0
Marquette	11/15/2024	*	24:45	1-3	.333	0-0	.000	0-0	.000	3	7	10	8.5	3	0	2	1	0	2	10.3
Totals			4 87:54	14-23	.609	0-0	.000	13-19	.684	13	21	34	8.5	10	3	6	4	2	41	10.3

Player Averages

Games Played	Minutes/game	Points/game	FG Pct	3FG Pct	FT Pct	Rebounds/game	Assists/game	Turnovers/game	Assist/Turnover ratio	Steals/game	Blocks/game
4	22.0	10.3	60.9	0.0	68.4	8.5	0.8	1.5	0.5	0.5	1.0

SEASON/CAREER HIGHS


	2024-25 SEASON	CAREER HIGHS
POINTS	21 vs. Florida A&M (11/11/24)	24, 2x, last vs. Penn State (12/6/23)
REBOUNDS	10, 2x, last vs. Marquette (11/15/24)	16, 2x, last vs. Nebraska (1/27/24)
FG MADE	8 vs. Florida A&M (11/11/24)	10 vs. Coppin State (11/25/22)
FG ATT.	12 vs. Florida A&M (11/11/24)	16 at #10 Illinois (1/14/24)
3 FG MADE	-	2 (2x), last vs. #17 Illinois (1/21/22)
3 FG ATT.	-	3 vs. #17 Illinois (1/21/22)
FT MADE	5, 2x, last vs. Florida A&M (11/11/24)	14 vs. Rider (11/28/23)
FT ATT.	10 vs. Mount St. Mary's (11/8/24)	17 vs. Rider (11/28/23)
ASSISTS	2 vs. Florida A&M (11/11/24)	3, 6x, last vs. Rutgers (3/13/24)
BLOCKS	2 vs. Manhattan (11/4/24)	6 vs. Nicholls (12/19/23)
STEALS	1, 2x, last vs. Mount St. Mary's (11/8/24)	3, 5x, last vs. Nebraska (1/27/24)
MINUTES	25 vs. Marquette (11/15/24)	49 at Ohio St. (2/10/24)

MISCELLANEOUS STATS

Category	Season	Career	Last Time
Double-Figure Scoring	1	57	21 vs. Florida A&M (11/11/24)
20-plus Points	1	7	vs. Florida A&M (11/11/24)
10-plus Rebounds	2	25	10 vs. Marquette (11/15/24)
5-plus Rebounds	4	78	10 vs. Marquette (11/15/24)
3-plus Blocks	-	14	5 at Iowa (1/24/24)
5-plus Assists	-	1	3 vs. Hofstra (11/19/21)
3-plus Steals	-	4	3 vs. Nebraska (1/27/24)
Double-Doubles	-	22	13 pts, 11 reb vs. Indiana (3/3/24)

CAREER STATS

SEASON	TEAM	GP-GS	MIN/AVG	Field Goals		3-Point		F-Throws		Rebounds				Scoring						
				FG-FGA	FG%	3FG-3FGA	3FG%	FT-FTA	FT%	OFF	DEF	TOT	AVG	PF-FO	A	TO	BLK	STL	PTS	AVG
2021-22	MD	32-1	563/17.6	67-147	.456	7-23	.304	41-51	.804	69	73	142	4.4	84-4	13	39	23	14	182	5.7
2022-23	MD	34-33	919/27.0	158-250	.632	0-0	.000	73-137	.533	90	155	245	7.2	112-3	34	65	42	27	389	11.4
2023-24	MD	32-32	1022/31.9	159-291	.546	0-0	.000	121-213	.568	96	207	303	9.5	92-3	41	79	60	32	439	13.7
2024-25	MD	4-4	88/22.0	14-23	.609	0-0	.000	13-19	.684	13	21	34	8.5	10-0	3	6	4	2	41	10.3
TOTAL		102-70	2592/25.4	398-711	.560	7-23	.304	248-420	.590	268	456	724	7.1	298-10	91	189	129	75	1051	10.3



# #13 CHANCE STEPHENS

R-SOPHOMORE • GUARD • 6-3 / 185 • \RIVERSIDE, CA (RIVERSIDE POLYTECHNIC/LOYOLA MARYMOUNT)  
MAJOR: SOCIOLOGY    CHANCE\_THE\_SNIPER / SNIPERSTEPHENS3



SCAN FOR FULL BIO

## 2024-25 GAME-BY-GAME

Opponent	Date	GS	MIN	Total		3-Pointers		Free throws		Rebounds				PF	A	TO	BLK	STL	PTS	AVG
				FG-FGA	PCT	3FG-3FGA	PCT	FT-FTA	PCT	OFF	DEF	TOT	AVG							
Manhattan	11/04/2024		03:48	0-2	.000	0-2	.000	0-0	.000	0	0	0	0.0	0	0	0	0	0	0	0.0
Mount St. Mary's	11/08/2024		07:59	1-3	.333	1-3	.333	0-0	.000	0	0	0	0.0	1	0	0	0	0	3	1.5
Florida A&M	11/11/2024		11:06	1-4	.250	1-4	.250	0-0	.000	0	0	0	0.0	0	0	0	0	0	3	2.0
Marquette	11/15/2024		00:07	0-0	.000	0-0	.000	0-0	.000	0	0	0	0.0	0	0	0	0	0	0	1.5
Totals		0	22:60	2-9	.222	2-9	.222	0-0	.000	0	0	0	0.0	1	0	0	0	0	6	1.5

## Player Averages

Games Played	Minutes/ game	Points/ game	FG Pct	3FG Pct	FT Pct	Rebounds/ game	Assists/ game	Turnovers/ game	Assist/Turnover ratio	Steals/ game	Blocks/ game
4	5.7	1.5	22.2	22.2	0.0	0.0	0.0	0.0	0.0	0.0	0.0

## 2023-24 SEASON (MARYLAND):

- Redshirted the season after suffering a knee injury during the offseason; underwent surgery and rehab during the summer.

## 2022-23 SEASON (AT LOYOLA MARYMOUNT):

- Played in 28 of 31 games, including making four starts as a true freshman.
- Scored 167 points and averaged 6.0 points per game.
- Third on the team with 49 made threes and fourth on the team at 37.4 percent shooting from deep.
- 49 of 52 made shots came from three-point range.
- LMU went 7-0 in games when Stephens scored in double digits.
- Hit a team-high seven threes and season-high 23 points in LMU's Jamaica Classic Championship game win over Wake Forest (11/20/22), leading to Tournament MVP and WCC Freshman of the Week honors.
- Hit five threes and 17 points in LMU's win over San Diego (1/14/23).

## BEFORE COLLEGE:

- Played four seasons of basketball at Riverside Poly.
- Three-time all-conference selection.
- All-CIF selection as a senior.

## PERSONAL:

- Native of Riverside, Calif.
- Son of Benjamin and Latwanas Denise Stephens.
- Has four siblings, Kennedy, Kaden, and Chloe.

## SEASON/CAREER HIGHS

	2024-25 SEASON	CAREER HIGHS
POINTS	3, 2x, last vs. Florida A&M (11/11/24)	23 vs. Wake Forest (11/20/22)
REBOUNDS	-	4 vs. Life Pacific (11/7/22)
FG MADE	1, 2x, last vs. Florida A&M (11/11/24)	7 vs. Wake Forest (11/20/22)
FG ATT.	4 vs. Florida A&M (11/11/24)	12 vs. Life Pacific (11/7/22)
3 FG MADE	1, 2x, last vs. Florida A&M (11/11/24)	7 vs. Wake Forest (11/20/22)
3 FG ATT.	4 vs. Florida A&M (11/11/24)	12 vs. Life Pacific (11/7/22)
FT MADE	-	4 vs. Bellarmine (11/25/22)
FT ATT.	-	5 vs. Bellarmine (11/25/22)
ASSISTS	-	2, 2x, last vs. Morgan State (11/23/22)
BLOCKS	-	-
STEALS	-	1, 2x, last vs. Bellarmine (11/25/22)
MINUTES	11 vs. Florida A&M (11/11/24)	23 vs. Wake Forest (11/20/22)

## MISCELLANEOUS STATS

Category	Season	Career	Last Time
Double-Figure Scoring	7	7	12 vs. Pepperdine (1/28/23)
20-plus Points	1	1	23 vs. Wake Forest (11/20/22)
10-plus Rebounds	-	-	-
5-plus Rebounds	-	-	-
5-plus Assists	-	-	-
3-plus Steals	-	-	-

## CAREER STATS

				Field Goals		3-Point		F-Throws		Rebounds				Scoring						
SEASON	TEAM	GP-GS	MIN/AVG	FG-FGA	FG%	3FG-3FGA	3FG%	FT-FTA	FT%	OFF	DEF	TOT	AVG	PF-FO	A	TO	BLK	STL	PTS	AVG
2022-23	LMU	28-4	483/17.3	52-145	.359	49-131	.374	14-19	.737	2	27	29	1.0	37-0	13	18	0	2	167	6.0
2024-25	MD	4-0	23/5.7	2-9	.222	2-9	.222	0-0	.000	0	0	0	0.0	1-0	0	0	0	0	6	1.5
TOTAL FOR MD		4-0	23/5.7	2-9	.222	2-9	.222	0-0	.000	0	0	0	0.0	1-0	0	0	0	0	6	1.5
TOTAL		32-4	506/15.8	54-154	.351	51-140	.364	14-19	.737	2	27	29	0.9	38-0	13	18	0	2	173	5.4





# #22 JORDAN GERONIMO

FIFTH YEAR • FORWARD • 6-6 / 225 • NEWARK, NJ (ST. PAUL'S SCHOOL (N.H.) / INDIANA)  
MAJOR: HUMAN DEVELOPMENT

IG JORDANGERONIMO22 / TW JORDANGERONIMO2



SCAN FOR FULL BIO

## 2024-25 GAME-BY-GAME

Opponent	Date	GS	MIN	Total		3-Pointers		Free throws		Rebounds				PF				PTS			
				FG-FGA	PCT	3FG-3FGA	PCT	FT-FTA	PCT	OFF	DEF	TOT	AVG	A	TO	BLK	STL	PTS	AVG		
Manhattan	11/04/2024		11:45	1-2	.500	0-0	.000	0-0	.000	1	2	3	3.0	0	1	0	2	1	2	2.0	
Mount St. Mary's	11/08/2024		16:03	1-3	.333	0-0	.000	0-0	.000	4	1	5	4.0	0	1	0	1	1	2	2.0	
Florida A&M	11/11/2024		14:30	0-0	.000	0-0	.000	0-0	.000	0	1	1	3.0	1	0	2	0	0	0	1.3	
Marquette	11/15/2024		05:54	0-0	.000	0-0	.000	0-0	.000	1	0	1	2.5	2	1	0	0	1	0	1.0	
Totals		0	48:12	2-5	.400	0-0	.000	0-0	.000	6	4	10	2.5	3	3	2	3	3	4	1.0	

## Player Averages

Games Played	Minutes/game	Points/game	FG Pct	3FG Pct	FT Pct	Rebounds/game	Assists/game	Turnovers/game	Assist/Turnover ratio	Steals/game	Blocks/game
4	12.0	1.0	40.0	0.0	0.0	2.5	0.8	0.5	1.5	0.8	0.8

## 2023-24 SEASON:

- Played in 31 games with 26 starts averaging 5.4 points, 3.9 rebounds, and 0.7 steals per game ... Also had a total of 29 steals and 34 blocks
- Averaged 23.3 minutes per game and shot .433 from the floor including .174 from three-point range with a .661 in free throws
- Had first double-double of the season with 11 points and 11 rebounds in a win on the road against Rutgers (2/25).
- Scored in double figures for the fourth time this season with 12 points, seven rebounds, and three blocks against Northwestern (1/17).
- Had nine points with four boards and three blocks against Illinois (1/14).
- Scored in double figures for the third time during the season with 12 points and two blocks against Alcorn State (12/12).
- Scored four points to go along with four rebounds and two steals against Penn State (12/6).
- Scored in double figures for the second-straight game with 15 points and went a perfect 6-6 from the field against Rider (11/28).
- Scored in double figures for the first time as a Terp with 14 points and had six rebounds and three assists against South Alabama (11/25).

## 2022-23 SEASON (AT INDIANA):

- Played in 27 games with six starts averaging 4.2 points and 2.4 rebounds per game.
- Notched second career double-double with 12 points, 11 rebounds, and one block against No. 18/18 Wisconsin (Jan. 14).
- Scored 13 points to go along with eight rebounds and three blocks at No. RV/23 Illinois (Jan. 19).

## BEFORE COLLEGE:

- A 2020 graduate of St. Paul's School in Concord, N.H.
- Named that state's Gatorade Player of the Year.
- Ranked No. 90 by Rivals.com and No. 96 by 247Sports and ESPN.com.
- Has a 7-foot wingspan.
- Averaged 18.0 points, 9.0 rebounds, 2.0 assists, 2.0 steals and 2.0 blocks per game as a senior.
- Two-time Lakes Region League All-Star and was a 2020 All-New England Class A honoree.
- Averaged 14.2 points per game as a junior while shooting 52% on two-pointers and 38% from three-point range while adding 8.0 rebounds, 3.0 blocks, 2.0 assists and 2.0 steals per contest.
- Coached by Maxwell Gordon.
- Played AAU ball for Mass Rivals and coach Vin Pastore where they advanced to the Adidas Gauntlet finals.
- Averaged 9.1 points per game and shot 56% from the field and 36.4% from behind the 3-point line.

## PERSONAL:

- Born December 5, 2001.
- Son of Jose and Dawn Geronimo.
- His mother Dawn (Royster) was a standout basketball player at North Carolina.

## SEASON/CAREER HIGHS

	2024-25 SEASON	CAREER HIGHS
POINTS	2, 2x, last vs. Mount St. Mary's (11/8/24)	15, 2x, last vs. Rider (11/28/23)
REBOUNDS	5 vs. Mount St. Mary's (11/8/24)	13 vs. Merrimack (12/12/21)
FG MADE	1, 2x, last vs. Mount St. Mary's (11/8/24)	7 vs. Wyoming (3/15/22)
FG ATT.	3 vs. Mount St. Mary's (11/8/24)	11 vs. Wyoming (3/15/22)
3 FG MADE	-	2, 2x, last at Northwestern (1/17/24)
3 FG ATT.	-	4 vs. Wyoming (3/15/22)
FT MADE	-	5, 2x, last at Rutgers (2/25/24)
FT ATT.	-	8, 2x, last vs. Kennesaw State (12/23/22)
ASSISTS	1, 3x, last vs. Marquette (11/15/24)	3, 2x, last vs. South Alabama (11/25/23)
BLOCKS	2 vs. Manhattan (11/4/24)	5 vs. Miami (OH) (11/20/22)
STEALS	1, 3x, last vs. Marquette (11/15/24)	3, 2x, last vs. Indiana (3/3/24)
MINUTES	16 vs. Mount St. Mary's (11/8/24)	36 vs. Penn State (12/6/23)

## MISCELLANEOUS STATS

Category	Season	Career	Last Time
Double-Figure Scoring	-	14	11 at Rutgers (2/25/24)
20-plus Points	-	-	-
10-plus Rebounds	-	3	11 at Rutgers (2/25/24)
5-plus Rebounds	1	26	5 vs. Mount St. Mary's (11/8/24)
5-plus Assists	-	-	-
3-plus Steals	-	2	3 vs. Indiana (3/3/24)

## CAREER STATS

				Field Goals		3-Point		F-Throws		Rebounds								Scoring		
SEASON	TEAM	GP-GS	MIN/AVG	FG-FGA	FG%	3FG-3FGA	3FG%	FT-FTA	FT%	OFF	DEF	TOT	AVG	PF-FO	A	TO	BLK	STL	PTS	AVG
2020-21	IND	21-0	168/8.0	19-37	.514	4-10	.400	5-18	.278	12	25	37	1.8	22-0	5	10	2	6	47	2.2
2021-22	IND	34-0	426/12.5	57-110	.518	9-29	.310	25-44	.568	42	79	121	3.6	49-0	9	31	24	9	148	4.4
2022-23	IND	27-6	335/12.4	46-84	.548	5-19	.263	16-26	.615	22	44	66	2.4	49-1	8	17	23	13	113	4.2
2023-24	MD	31-26	722/23.3	61-141	.433	8-46	.174	37-56	.661	54	67	121	3.9	85-3	17	35	34	29	167	5.4
2024-25	MD	4-0	48/12.0	2-5	.400	0-0	.000	0-0	.000	6	4	10	2.5	3-0	3	2	3	3	4	1.0
TOTAL FOR MD		35-26	771/22.0	63-146	.432	8-46	.174	37-56	.661	60	71	131	3.7	88-3	20	37	37	32	171	4.9
TOTAL		117-32	1700/14.5	185-377	.491	26-104	.250	83-144	.576	136	219	355	3.0	208-4	42	95	86	60	479	4.1



#25 DERIK QUEEN

FRESHMAN • CENTER • 6-10 / 245 • BALTIMORE, MD. / MONTVERDE ACADEMY (FLA.)  
MAJOR: LETTERS & SCIENCES    THEEDERIKQUEEN / DERIKQUEEN1



SCAN FOR FULL BIO

2024-25 GAME-BY-GAME

Opponent	Date	GS	MIN	Total FG-FGA	PCT	3FG-3FGA	PCT	FT-FTA	PCT	Rebounds OFF DEF TOT	AVG	PF	A	TO	BLK	STL	PTS	AVG
Manhattan	11/04/2024	*	26:46	9-16	.563	0-2	.000	4-5	.800	6 14	20 20.0	2	1	2	2	1	22	22.0
Mount St. Mary's	11/08/2024	*	20:21	3-8	.375	0-2	.000	2-2	1.000	0 1	1 10.5	1	3	1	0	2	8	15.0
Florida A&M	11/11/2024	*	16:40	4-6	.667	0-0	.000	3-5	.600	2 0	2 7.7	0	3	1	2	2	11	13.7
Marquette	11/15/2024	*	35:33	9-13	.692	0-2	.000	6-8	.750	2 5	7 7.5	3	3	3	2	0	24	16.3
Totals		4	99:20	25-43	.581	0-6	.000	15-20	.750	10 20	30 7.5	6	10	7	6	5	65	16.3

Player Averages

Games Played	Minutes/game	Points/game	FG Pct	3FG Pct	FT Pct	Rebounds/game	Assists/game	Turnovers/game	Assist/Turnover ratio	Steals/game	Blocks/game
4	24.8	16.3	58.1	0.0	75.0	7.5	2.5	1.8	1.4	1.3	1.5

BEFORE COLLEGE:

- Was a McDonald's All-American and consensus five-star recruit
- Named Co-MVP of the McDonald's All-America Game earlier this month after scoring 23 points while adding eight rebounds, five assists, three steals, and two blocks
- Was the first Terp since Adrian Branch to earn MVP honors
- The second-highest rated recruit (No. 12 nationally) to sign with the Terps between five-stars Diamond Stone (No. 8, 2015) and Jalen Smith (No. 15, 2018)
- Played three seasons at Montverde Academy in Florida after spending his freshman year at St. Frances Academy in Baltimore
- Nationally, he ranked No. 10 overall by ESPN, No. 12 by 247Sports, and No. 15 by Rivals
- Led Montverde to a 33-0 record in 2023-24 where he led the Eagles with 16.4 points per game and 7.5 rebounds
- Named a MaxPreps Second Team All-American after leading Montverde to the Chipotle National Championship and earned All-Tournament honors
- As a freshman at St. Frances, was named the MaxPreps National Freshman of the Year, while as a junior in 2023 was selected to the MaxPreps Junior All-American Honorable Mention Team
- In addition to playing at Montverde, also played AAU basketball for Team Thrill which he led to the Under Armour Association U-17 spring championship in 2023

SEASON/CAREER HIGHS


	2024-25 SEASON	CAREER HIGHS
POINTS	24 vs. Marquette (11/15/24)	Same
REBOUNDS	20 vs. Manhattan (11/4/24)	Same
FG MADE	9, 2x, last vs. Marquette (11/15/24)	Same
FG ATT.	16 vs. Manhattan (11/4/24)	Same
3 FG MADE	-	-
3 FG ATT.	2, 3x, last vs. Marquette (11/15/24)	Same
FT MADE	6 vs. Marquette (11/15/24)	Same
FT ATT.	8 vs. Marquette (11/15/24)	Same
ASSISTS	3, 3x, last vs. Marquette (11/15/24)	Same
BLOCKS	2, 3x, last vs. Marquette (11/15/24)	Same
STEALS	2, 2x, last vs. Florida A&M (11/11/24)	Same
MINUTES	36 vs. Marquette (11/15/24)	Same

MISCELLANEOUS STATS

Category	Season	Career	Last Time
Double-Figure Scoring	3	3	24 vs. Marquette (11/15/24)
20-plus Points	2	2	24 vs. Marquette (11/15/24)
10-plus Rebounds	1	1	20 vs. Manhattan (11/4/24)
5-plus Rebounds	2	2	7 vs. Marquette (11/15/24)
5-plus Assists			
3-plus Steals			
Double-Doubles	1	1	22 pts, 20 reb vs. Manhattan (11/4/24)

CAREER STATS

				Field Goals		3-Point		F-Throws		Rebounds									Scoring	
SEASON	TEAM	GP-GS	MIN/AVG	FG-FGA	FG%	3FG-3FGA	3FG%	FT-FTA	FT%	OFF	DEF	TOT	AVG	PF-FO	A	TO	BLK	STL	PTS	AVG
2024-25	MD	4-4	99/24.8	25-43	.581	0-6	.000	15-20	.750	10	20	30	7.5	6-0	10	7	6	5	65	16.3
TOTAL		4-4	99/24.8	25-43	.581	0-6	.000	15-20	.750	10	20	30	7.5	6-0	10	7	6	5	65	16.3



# #30 LUKAS SOTELL

SOPHOMORE • GUARD • 6-3 / 170 • STAMFORD, CONN. (STAMFORD HS / MONTVERDE ACADEMY (FLA.))  
MAJOR: ECONOMICS    LUKASSOTELL / LUKASSOTELL    SO-TELL



SCAN FOR FULL BIO

### 2023-24 SEASON:

- Played in 4 games averaging 0.5 points
- Came off the bench and made Maryland debut against UMBC (11/21).
- Scored first points as a Terrapin with two points and grabbed a rebound against Rider (11/28).
- Made third appearance for the Terps off the bench against Alcorn State (12/12).

### NOTABLES:

- Walk-on who joined the Terps in the summer of 2023
- Was a Third Team All-State selection
- Earned All-FCIAC and Scholar-Athlete of the Year honors
- Averaged 15 points, seven assists, and four rebounds during prep career
- Also played baseball
- Son of Chris and Anna
- Has one sibling: Chloe
- Father, Chris, played college basketball at St. Lawrence
- Intends to major in economics

Opponent	Date	GS	MIN	Total		3-Pointers		Free throws		Rebounds				PF	A	TO	BLK	STL	PTS	AVG
				FG-FGA	PCT	3FG-3FGA	PCT	FT-FTA	PCT	OFF	DEF	TOT	AVG							
Manhattan	11/04/2024		00:54	0-1	.000	0-0	.000	0-0	.000	0	1	1	1.0	0	0	0	0	0	0	0.0
Mount St. Mary's	11/08/2024		01:05	0-0	.000	0-0	.000	0-0	.000	0	0	0	0.5	1	0	0	0	0	0	0.0
Florida A&M	11/11/2024		01:25	0-0	.000	0-0	.000	0-0	.000	0	0	0	0.3	1	0	0	0	0	0	0.0
Totals		0	03:24	0-1	.000	0-0	.000	0-0	.000	0	1	1	0.3	2	0	0	0	0	0	0.0

### Player Averages

Games Played	Minutes/ game	Points/ game	FG Pct	3FG Pct	FT Pct	Rebounds/ game	Assists/ game	Turnovers/ game	Assist/Turnover ratio	Steals/ game	Blocks/ game
3	1.1	0.0	0.0	0.0	0.0	0.3	0.0	0.0	0.0	0.0	0.0

### SEASON/CAREER HIGHS

	2024-25 SEASON	CAREER HIGHS
POINTS	-	2 vs. Rider (11/28/23)
REBOUNDS	1 vs. Manhattan (11/4/24)	1, 2x, last vs. Manhattan (11/4/24)
FG MADE	-	1 vs. Rider (11/28/23)
FG ATT.	1 vs. Manhattan (11/4/24)	1, 2x, last vs. Manhattan (11/4/24)
3 FG MADE	-	-
3 FG ATT.	-	-
FT MADE	-	-
FT ATT.	-	-
ASSISTS	-	-
BLOCKS	-	-
STEALS	-	-
MINUTES	1, 2x, last vs. Mount St. Mary's (11/8/24)	2, 2x, last vs. Coppin St. (12/28/23)

### MISCELLANEOUS STATS

Category	Season	Career	Last Time
Double-Figure Scoring	-	-	-
20-plus Points	-	-	-
10-plus Rebounds	-	-	-
5-plus Rebounds	-	-	-
5-plus Assists	-	-	-
3-plus Steals	-	-	-

### CAREER STATS

				Field Goals		3-Point		F-Throws		Rebounds				Scoring						
SEASON	TEAM	GP-GS	MIN/AVG	FG-FGA	FG%	3FG-3FGA	3FG%	FT-FTA	FT%	OFF	DEF	TOT	AVG	PF-FO	A	TO	BLK	STL	PTS	AVG
2023-24	MD	4-0	6/1.5	1-1	1.000	0-0	.000	0-0	.000	0	1	1	0.3	2-0	0	0	0	0	2	0.5
2024-25	MD	3-0	3/1.1	0-1	.000	0-0	.000	0-0	.000	0	1	1	0.3	2-0	0	0	0	0	0	0.0
TOTAL		7-0	10/1.4	1-2	.500	0-0	.000	0-0	.000	0	2	2	0.3	4-0	0	0	0	0	2	0.3





# #40 BEN MURPHY

SENIOR • GUARD • 6-1 / 193 • REISTERSTOWN, MD. (FRANKLIN HS / HOWARD COMMUNITY COLLEGE)  
MAJOR: ECONOMICS

📷 BENWMURPHY / 🐼 BEN10MURPHY



SCAN FOR FULL BIO

## 2023-24 SEASON:

- Played in four games averaging 1.0 points, 0.3 rebounds, and 0.25 steals per game
- Also had 1 assist
- Averaged nine minutes per game and shot .200 from the floor
- Scored two points and picked up a steal off the bench against Alcorn State (12/12)
- Made second career appearance for Maryland and had an assist against Rider (11/28)
- Made Terrapins debut and scored two points against UMBC (11/23)

## NOTABLES:

- Walk-on who joined the program in summer 2023
- Played at Howard Community College before transferring to Maryland
- Averaged nine points, five rebounds, four assists, and two steals at Howard CC
- Was a two-time All-County selection in high school
- Averaged 16 points, eight rebounds, three assists, and three steals during his prep career
- Son of Mona Gorman and Ronnie Murphy
- Has two siblings: Cara Murphy and Amanda Murphy
- Father, Ronnie, played basketball at Jacksonville University and was later drafted to the Portland Trailblazers
- Sister, Amanda, competed for the track and field program at the University of South Carolina
- Intends to major in economics

## 2024-25 GAME-BY-GAME

Opponent	Date	GS	MIN	Total		3-Pointers		Free throws		Rebounds				PF A TO BLK STL PTS AVG						
				FG-FGA	PCT	3FG-3FGA	PCT	FT-FTA	PCT	OFF	DEF	TOT	AVG	PF	A	TO	BLK	STL	PTS	AVG
Manhattan	11/04/2024		01:40	0-1	.000	0-0	.000	0-0	.000	0	0	0	0.0	0	0	0	0	0	0	0.0
Mount St. Mary's	11/08/2024		01:05	0-1	.000	0-0	.000	0-0	.000	0	1	1	0.5	0	0	0	0	0	0	0.0
Florida A&M	11/11/2024		01:25	0-0	.000	0-0	.000	0-0	.000	0	1	1	0.7	0	0	0	0	0	0	0.0
Totals		0	04:10	0-2	.000	0-0	.000	0-0	.000	0	2	2	0.7	0	0	0	0	0	0	0.0

## Player Averages

Games Played	Minutes/game	Points/game	FG Pct	3FG Pct	FT Pct	Rebounds/game	Assists/game	Turnovers/game	Assist/Turnover ratio	Steals/game	Blocks/game
3	1.4	0.0	0.0	0.0	0.0	0.7	0.0	0.0	0.0	0.0	0.0

## SEASON/CAREER HIGHS

	2024-25 SEASON	CAREER HIGHS
POINTS	-	2, 2x, last vs. Alcorn State (12/12/23)
REBOUNDS	1, 2x, last vs. Florida A&M (11/11/24)	1, 3x, last vs. Florida A&M (11/11/24)
FG MADE	-	1 vs. UMBC (11/21/23)
FG ATT.	1, 2x, last vs. Mount St. Mary's (11/8/24)	2 vs. Coppin St. (12/28/23)
3 FG MADE	-	-
3 FG ATT.	-	1, 2x, last vs. Coppin St. (12/28/23)
FT MADE	-	2 vs. Alcorn State (12/12/23)
FT ATT.	-	2 vs. Alcorn State (12/12/23)
ASSISTS	-	1 vs. Rider (11/28/23)
BLOCKS	-	-
STEALS	-	1 vs. Alcorn State (12/12/23)
MINUTES	2 vs. Manhattan (11/4/24)	3 vs. Alcorn State (12/12/23)

## MISCELLANEOUS STATS

Category	Season	Career	Last Time
Double-Figure Scoring	-	-	-
20-plus Points	-	-	-
10-plus Rebounds	-	-	-
5-plus Rebounds	-	-	-
5-plus Assists	-	-	-
3-plus Steals	-	-	-

## CAREER STATS

				Field Goals		3-Point		F-Throws		Rebounds									Scoring	
SEASON	TEAM	GP-GS	MIN/AVG	FG-FGA	FG%	3FG-3FGA	3FG%	FT-FTA	FT%	OFF	DEF	TOT	AVG	PF-FO	A	TO	BLK	STL	PTS	AVG
2023-24	MD	4-0	9/2.2	1-5	.200	0-2	.000	2-2	1.000	1	0	1	0.3	0-0	1	0	0	1	4	1.0
2024-25	MD	3-0	4/1.4	0-2	.000	0-0	.000	0-0	.000	0	2	2	0.7	0-0	0	0	0	0	0	0.0
TOTAL		7-0	13/1.9	1-7	.143	0-2	.000	2-2	1.000	1	2	3	0.4	0-0	1	0	0	1	4	0.6

## CAREER RECORDS

## 1000-POINT SCORERS

1. 2269	Juan Dixon (141 games)	1998-02
2. 2171	Greivis Vasquez (136 games)	2006-10
3. 2149	Len Bias (131 games)	1982-86
4. 2058	Albert King (118 games)	1977-81
5. 2017	Adrian Branch (123 games)	1981-85
55. 1066	Terrell Stoglin (65 games)	2010-12
56. 1052	Aaron Wiggins (96 games)	2018-21
57. 1051	Julian Reese (102 games)	2021-pr.

## CAREER SCORING AVERAGE

Minimum 2 seasons, 1,000 points, 16.0 ppg

1. 20.5	Tom McMillen (88 games)	1971-74
2. 20.2	Joe Smith (64 games)	1993-95
3. 18.7	Gene Shue (74 games)	1951-54
4. 18.3	John Lucas (110 games)	1972-76
5. 18.0	Jahmir Young (67 games)	2022-24
18.0	Will Hetzel (76 games)	1967-70

## CAREER FIELD GOAL PERCENTAGE

Minimum 2 seasons, 250 FG

1. .615	Buck Williams (446-725)	1978-81
2. .595	Bruno Fernando (291-489)	2018-19
3. .589	Ben Coleman (376-638)	1982-84
4. .583	Greg Manning (623-1068)	1977-81
5. .582	Lee Brawley (428-736)	1948-52
6. .576	Lawrence Boston (438-760)	1975-78
7. .560	Julian Reese (398-711)	2021-pr.

## CAREER 3-POINT FG MADE

1. 239	Juan Dixon (141 games)	1998-02
2. 230	Greivis Vasquez (136 games)	2006-10
3. 223	Eric Ayala (125 games)	2018-22
4. 211	Donta Scott (162 games)	2019-24
5. 206	Anthony Cowan Jr. (130 games)	2016-20

## CAREER REBOUND LEADERS

Minimum 500

1. 1053	Len Elmore (86 games)	1971-74
2. 998	Lonny Baxter (138 games)	1998-02
3. 948	Derrick Lewis (127 games)	1984-88
4. 928	Buck Williams (85 games)	1978-81
5. 925	Terence Morris (136 games)	1997-01
11. 783	James Gist (130 games)	2004-08
12. 781	Ekene Ibekwe (127 games)	2003-07
13. 745	Len Bias (131 games)	1982-86
16. 724	Julian Reese (102 games)	2021-pr.

## CAREER ASSISTS

1. 972	Steve Blake	1999-03
2. 772	Greivis Vasquez	2006-10
3. 649	Keith Gatlin	1983-86, 87-88
4. 590	Terrell Stokes	1995-99
5. 584	Anthony Cowan Jr.	2016-20

## CAREER STEALS

1. 344	Johnny Rhodes	1992-96
2. 333	Juan Dixon	1998-02
3. 252	Laron Profit	1995-99
4. 234	Steve Blake	1999-03
5. 202	D.J. Strawberry	2003-07

## CAREER BLOCKED SHOTS

1. 339	Derrick Lewis	1984-88
2. 256	Terence Morris	1997-01
3. 239	Cedric Lewis	1987-91
4. 231	James Gist	2004-08
5. 230	Ekene Ibekwe	2003-07
11. 129	Julian Reese	2021-pr.

## SEASON RECORDS

## 500-POINT SEASONS

1. 776	Walt Williams (29 games)	1991-92
2. 743	Len Bias (32 games)	1985-86
3. 735	Juan Dixon (36 games)	2001-02
4. 708	Joe Smith (34 games)	1994-95
5. 701	Len Bias (37 games)	1984-85

## SEASON SCORING AVERAGE

1. 26.8	Walt Williams (29 games)	1991-92
2. 23.3	Will Hetzel (26 games)	1968-69
3. 23.2	Len Bias (32 games)	1985-86
4. 22.1	Gene Shue (23 games)	1952-53
5. 21.8	Gene Shue (30 games)	1953-54

## SEASON FIELD GOAL PERCENTAGE

Minimum 100 FGs

1. .647	Buck Williams (183-283)	1980-81
2. .643	Greg Manning (196-305)	1979-80
3. .632	Julian Reese (158-250)	2022-23
4. .631	Johnny Rhodes (197-312)	1995-96
5. .611	Charles Pittman (102-167)	1981-82

## SEASON 3-POINT FG MADE

1. 92	Juan Dixon (36 games)	2001-02
2. 91	Terrell Stoglin (32 games)	2011-12
3. 89	Walt Williams (29 games)	1991-92
4. 81	Mike Jones (34 games)	2006-07
5. 73	Kevin Huerter (32 games)	2017-18
73	Drew Nicholas (31 games)	2002-03

## SINGLE-SEASON REBOUNDS

1. 412	Len Elmore (28 games)	1973-74
2. 388	Jordan Williams (33 games)	2010-11
3. 363	Buck Williams (31 games)	1980-81
4. 362	Joe Smith (34 games)	1994-95
362	Bruno Fernando (34 games)	2018-19

## SEASON ASSISTS

Available since 1969-70

1. 286	Steve Blake	2001-02
2. 248	Steve Blake	2000-01
3. 231	Greivis Vasquez	2007-08
4. 221	Steve Blake	2002-03
221	Keith Gatlin	1984-85

## 50-STEAL SEASONS

Available since 1977-78; Minimum 50

1. 110	Johnny Rhodes	1995-96
2. 96	Juan Dixon	1999-00
3. 95	Steve Francis	1998-99
95	Juan Dixon	2000-01
5. 92	Juan Dixon	2001-02

## SEASON BLOCKED SHOTS

Available since 1977-78

1. 143	Cedric Lewis	1990-91
2. 114	Derrick Lewis	1986-87
3. 99	Derrick Lewis	1984-85
4. 97	Joe Smith	1994-95
5. 93	Joe Smith	1993-94

## GAME RECORDS

## 40-POINT GAMES

1. 44	Ernest Graham vs. NC State (12/20/78)
2. 43	Al Bunge vs. Yale (1/4/60)
3. 41	Greivis Vasquez at Virginia Tech (2/27/10 - 2ot)
	Len Bias at Duke (1/25/86)
	Gene Shue vs. Washington & Lee (2/12/53)

## 20-REBOUND GAMES

1. 26	Len Elmore at Wake Forest (2/27/74)
2. 24	Len Elmore vs. Kent State (1/2/73)
	Will Hetzel vs. West Virginia (12/4/68)
4. 23	Derrick Lewis at James Madison (1/28/87)
5. 22	Buck Williams vs. Louisville (12/13/80)
	Buck Williams at UNLV (12/4/78)
	Al Bunge vs. Georgetown (2/26/58)
	Bob Kessler vs. Georgetown (2/25/56)
6. 21	Joe Smith vs. Texas (3/18/95)
7. 20	Derik Queen vs. Manhattan (11/4/24)

## SINGLE-GAME ASSISTS

1. 15	Greivis Vasquez vs. NC State (2/9/08)
15	Terrell Stokes vs. Western Carolina (11/14/98)
3. 14	Steve Blake vs. North Carolina (1/9/02)
14	Terrell Stokes vs. Towson State (11/30/96)
5. 13	Many times (last: Pe'Shon Howard vs. LIU Brooklyn (11/16/12))

## SINGLE-GAME BLOCKED SHOTS

1. 12	Cedric Lewis at South Florida (1/20/91)
	Derrick Lewis at James Madison (1/28/87)
3. 10	Derrick Lewis vs. UMES (2/27/87)
	Derrick Lewis vs. UMBC (2/18/87)
	Derrick Lewis vs. Towson State (2/21/85)
	Derrick Lewis vs. Tennessee (11/24/84)

## SINGLE-GAME STEALS

1. 9	Johnny Rhodes at North Carolina (2/7/96)
9	Johnny Rhodes vs. American (12/23/95)
3. 8	Juan Dixon vs. Florida State (1/26/02)
8	Juan Dixon vs. North Carolina (1/9/02)
8	Juan Dixon vs. Georgia Tech (1/6/01)
8	Terrell Stokes vs. S.C. State (12/27/98)

## SINGLE-GAME FREE THROWS MADE

19	Diamond Stone vs. Penn State (12/30/15)
----	---

## CONSECUTIVE FT IN SINGLE GAME

15	Albert King vs. Boston University (2/11/80)
----	---

## CONSECUTIVE FT OVER MULTIPLE GAMES

40	Juan Dixon	2000-01
39	Jahmir Young	2023-24

## SINGLE-GAME 3-POINT FG MADE

9	Mike Jones vs. Missouri-Kansas City (12/13/06)
---	--

## SINGLE-GAME FIELD GOALS

18	Ernest Graham vs. NC State (12/20/78)
----	---------------------------------------

## CONSECUTIVE FIELD GOALS IN SINGLE GAME

10	Ryan Randle vs. Wagner (1/4/03)
	Lonny Baxter vs. North Texas (12/23/98)
	Keith Gatlin vs. Clemson (2/17/85)
	Barry Yates vs. Miami (12/29/70)

## CONSECUTIVE FIELD GOALS OVER MULTIPLE GAMES

16	Ryan Randle, three games in 2003 season, also a then-ACC Record
----	---

## SCORING

- A Player Scored 40 Points:** Greivis Vasquez (41) at Virginia Tech, 2/27/2010.
- A Player Scored 35 Points:** Jahmir Young (36) at Northwestern, 1/17/2024.
- A Player Scored 30 Points:** Jahmir Young (31) at Michigan State, 2/3/2024.
- A Player Scored 20 Points in a Half:** Rodney Rice (26, 1st), vs. Mount St. Mary's, 11/8/24.
- A Player Scored At Least 30 Points in Back-to-Back Games:** Nik Caner-Medley, 33 at Georgia Tech, 1/25/2006 and 30 at Temple, 1/28/2006.
- Two Players Scored 30 points in the Same Game:** Never
- Two Players Scored 20 points in the Same Game:** *Ja'Kobi Gillespie (24) & Derik Queen (24), vs. Marquette, 11/15/2024.*
- A Player Scored 20+ Points in 4 Consecutive Games:** Jahmir Young (Dec. 19, 2023 - Jan. 7, 2024 & Feb. 10, 2024 - Feb. 20, 2024)
- Same Two Players Scored 20 points in Back-to-Back Games:** Lonny Baxter (32) and Juan Dixon (26) vs. Norfolk State, 3/23/2000; Lonny Baxter (21) and Juan Dixon (24) vs. Chicago State, 3/27/2000.
- Three Players Scored 20 Points in the Same Game:** Julian Reese (24), Hakim Hart (22), Jahmir Young (21) vs. Coppin State, 11/25/22.
- Five Players Scored in Double Figures in a Game:** Jahmir Young (18), Don Carey (13), Julian Reese (12), Donta Scott (11), Hakim Hart (10) vs. #21 Northwestern, 2/26/23
- Six Players Scored in Double Figures in a Game:** Julian Reese (15), Jahmir Young (13), DeShawn Harris-Smith (12), Jordan Geronimo (12), Jamie Kaiser, Jr. (12), Jahnathan Lamothé (10) vs. Alcorn State, 12/6/2023.
- Seven Players Scored in Double Figures in a Game:** Joe Smith (25), Johnny Rhodes (19), Sarunas Jasikevicius (18), Exree Hipp (16), Wayne Bristol (12), Keith Booth (11), Mario Lucas (10), Duane Simpkins (10) vs. Towson State, 12/23/1995.
- Eight Players Scored in Double Figures in a Game:** Joe Smith (25), Johnny Rhodes (19), Sarunas Jasikevicius (18), Exree Hipp (16), Wayne Bristol (12), Keith Booth (11), Mario Lucas (10), Duane Simpkins (10) vs. Towson State, 12/23/1995.
- A Player had 20 points and 20 Rebounds in the Same Game:** *Derik Queen (22 pts, 20 rebs) vs. Manhattan, 11/4/24;* Joe Smith (31 pts, 21 rebs) vs. Texas, NCAA Second Round, 3/18/95. (Also had 7 blocks).

## REBOUNDS

- A Player Had 15 Rebounds:** Derik Queen (20) vs. Manhattan, 11/4/24.
- A Player Had 16 Rebounds:** Derik Queen (20) vs. Manhattan, 11/4/24.
- A Player Had 17 Rebounds:** Derik Queen (20) vs. Manhattan, 11/4/24.
- A Player Had 18 Rebounds:** Derik Queen (20) vs. Manhattan, 11/4/24.
- A Player Had 19 Rebounds:** Derik Queen (20) vs. Manhattan, 11/4/24.
- A Player Had 20 Rebounds:** Derik Queen (20) vs. Manhattan, 11/4/24.
- A Player Had 25 Rebounds:** Len Elmore (26) at Wake Forest, 2/27/1974.
- A Guard Had 10 Rebounds:** Jahmir Young (11) vs. No. 24 Ohio State, 1/8/2023.
- Two Players Had Double-Figure Rebounds in the Same Game:** Julian Reese (12) and Jahmir Young (12) vs. Rutgers, 2/6/2024.
- Three Players Had Double-Figure Rebounds in the Same Game:** Laron Profit (12), Keith Booth (11), Obinna Ekezie (10) vs. Chicago State, 12/2/1996.

## DOUBLE-DOUBLES/TRIPLE-DOUBLES

- A Player Had a Double/Double in Points and Rebounds:** Derik Queen (22 pts, 20 reb) vs. Manhattan, 11/4/24.
- A Guard Had a Double/Double in Points and Rebounds:** Jahmir Young (16 pts, 12 reb) vs. Rutgers, 2/6/24.
- A Player Had a Double/Double in Points and Assists:** Anthony Cowan Jr. (13 points, 10 assists) vs. Nebraska, 2/11/20.
- Two Players Had Double/Doubles in Points and Rebounds in the Same Game:** Julian Reese (19 pts, 12 reb) and Jahmir Young (16 pts, 12 reb) vs. Rutgers, 2/6/24.
- Three Players Had Double/Doubles in the Same Game:** Jalen Smith (16 pts, 13 rebs), Donta Scott (10 pts, 10 rebs) and Anthony Cowan Jr. (13 pts, 10 asts) vs. Nebraska, 2/11/2020.

**A Player Had A Double/Double In The First Half:** *Derik Queen (11 points, 12 reb) vs. Manhattan (11/4/24 - Finished with 22 points, 20 rebounds*

**A Player Had Back-to-Back Double/Doubles:** Julian Reese (4), 2/6/24 - 2/17/24.

**A Player Had 3 Double/Doubles in a Row:** Julian Reese (4), 2/6/24 - 2/17/24.

**A Player Had 4 Double/Doubles in a Row:** Julian Reese (4), 2/19/23 - 2/26/23; Julian Reese (4), 2/6/24-2/17/24.

**A Player Had 5 Double/Doubles in a Row:** Jalen Smith (9), 1/18/20 - 2/18/20.

**A Player Had 6 Double/Doubles in a Row:** Jalen Smith (9), 1/18/20 - 2/18/20.

**A Player Had 7 Double/Doubles in a Row:** Jalen Smith (9), 1/18/20 - 2/18/20.

**A Player Had 8 Double/Doubles in a Row:** Jalen Smith (9), 1/18/20 - 2/18/20.

**A Player Had 9 Double/Doubles in a Row:** Jalen Smith (9), 1/18/20 - 2/18/20.

## ALL-TIME TRIPLE/DOUBLES:

Greivis Vasquez vs. North Carolina (35 points, 11 rebounds, 10 assists), 2/21/2009

Derrick Lewis vs. UMBC (32 points, 10 rebounds, 10 blocked shots), 2/17/1987

Derrick Lewis vs. James Madison (29 points, 23 rebounds, 12 blocked shots), 1/28/1987

## ASSISTS

**A Player Had 10 Assists in a Game:** Anthony Cowan Jr. vs. Nebraska, 2/11/2020.

**A Player Had 11 Assists in a Game:** Melo Trimble (12) at North Carolina, 12/1/2015.

**A Player Had 12 Assists in a Game:** Melo Trimble (12) at North Carolina, 12/1/2015.

**A Player Had 13 Assists in a Game:** Pe'Shon Howard (13) vs. LIU Brooklyn, 11/16/2012.

**A Player Had 14 Assists in a Game:** Greivis Vasquez (15) vs. NC State, 2/9/2008.

**A Player Had 15 Assists in a Game:** Greivis Vasquez (15) vs. NC State, 2/9/2008.

## BLOCKS

**A Player Had 5 Blocks in a Game:** Julian Reese (5) at Iowa (1/24/2024).

**A Player Had 6 Blocks in a Game:** Julian Reese (6) vs. Nicholls (12/19/2023).

**A Player Had 7 Blocks in a Game:** Diamond Stone (8) at Nebraska (2/3/2016).

**A Player Had 8 Blocks in a Game:** Diamond Stone (8) at Nebraska (2/3/2016).

**A Player Had 10 Blocks in a Game:** Derrick Lewis (10) vs. UMES, 2/27/1987.

**A Player Had 12 Blocks in a Game:** Cedric Lewis (12) vs. South Florida, 1/20/1991.

## STEALS

**A Player Had 5 Steals in a Game:** Ian Martinez (5) vs. Niagara, 11/7/2022.

**A Player Had 6 Steals in a Game:** Jahmir Young (6) vs. Nebraska, 1/28/2023.

**A Player Had 7 Steals in a Game:** Chris McCray (7) vs. Wagner, 1/4/2003.

**A Player Had 8 Steals in a Game:** Juan Dixon (8) vs. Florida State, 1/26/2002.

**A Player Had 9 Steals in a Game:** Johnny Rhodes (9) at North Carolina, 2/7/1996.

## MISCELLANEOUS

**A Player Topped the Team in Scoring, Rebounding and Assists for a Game:** Jahmir Young (16 points, 7 rebounds, 4 assists at Penn State, 3/10/24).

**A Player Hit a Shot with <5 seconds left to Win a Game:** Jahmir Young with a driving lay-up at Iowa with 1.5 seconds remaining (8 pts in last 90 seconds), 1/24/24.

**A Player Hit Last-Second Free Throws to Win a Game:** Ian Martinez vs. Hofstra (11/19/21) hit two free throws with 4 seconds remaining to clinch a 69-67 win

**An Opposing Player Hit a Last-Second Shot to Win a Game:** Malik Hall (MSU) hit a gamewinning lay-up with 2 seconds left for a 65-63 win, 2/1/2022.

**Player Played Every Minute of a Game:** Jahmir Young vs. #10 Illinois (1/14/24)

**Three True Freshmen Started A Game:** Eric Ayala, Aaron Wiggins and Jalen Smith, 11/9/18 vs. Navy



## THE LAST TIME (CONT.)

### TEAM

**Maryland Ranked No. 1 in AP Top-25:** Never.

**Maryland Ranked No. 1 in Coaches Top-25:** April 2, 2002

**Maryland Defeated A No. 1-Ranked Opponent:** 2/16/2013 at Comcast Center - Maryland 83, [2/1] Duke 81.

**Maryland Defeated A Top-5 Ranked Opponent:** 2/16/23 at XFINITY Center - Maryland 68, #3 Purdue 54

**Maryland Defeated Back-to-Back Ranked Opponents at Home:** 1/2/19 at XFINITY Center - Maryland 74, #24 Nebraska 72 and 1/11/19 at XFINITY Center - Maryland 78, #22 IU 75

**Last Overtime Game:** 2/10/24 - Ohio State 79, Maryland 75 (2OT)

**Last Overtime Victory at Home:** 12/6/23 - Maryland 81, Penn State 75 (OT)

**Last Overtime Victory on the Road:** 1/12/22 - Maryland 94, Northwestern 87 (2OT)

**Maryland Scored 100 Points or more:** 12/6/23 - Maryland 105, Alcorn State 65

**Maryland Had A Run of 20 Points:** 11/29/20 - 21 pts - Maryland 79, Mount St. Mary's 61

**Maryland Had A Run of 25 Points:** 11/13/13 - 29 pts - at Maryland 67, ACU 44

**Maryland Erased a 15-Point Deficit to Win:** at Minnesota - trailed 47-30 with 0:43 left in the first half, 2/26/20

**Maryland Erased a 16-Point Deficit to Win:** at Minnesota - trailed 47-30 with 0:43 left in the first half, 2/26/20

**Maryland Erased a 17-Point Deficit to Win:** at Minnesota - trailed 47-30 with 0:43 left in the first half, 2/26/20

**Maryland Erased a 18-Point Deficit to Win:** vs. NC State (3/13/04, ACC Tournament)

**Maryland Erased a 19-Point Deficit to Win:** vs. NC State (3/13/04, ACC Tournament)

**Maryland Erased a 20-Point Deficit to Win:** vs. NC State (3/13/04, ACC Tournament)

**Maryland Erased a 21-Point Deficit to Win:** vs. NC State (3/13/04, ACC Tournament)

**Maryland Erased a 22-Point Deficit to Win:** at North Carolina, 1/8/97

Items in **BOLD** occurred in 2024-25

## 2024-25 STARTING LINEUPS

Date	Opponent	Score	Starters	FG	%	3FG	%	FT	%	reb	a	stl	to	a/to	pts	pt%
11-04-24	Manhattan	W 79-49	00 GILLESPIE, 05 HARRIS-SMITH, 09 MIGUEL,S, 10 REESE,J, 25 QUEEN,D	21-43	49	1-11	09	10-12	83	32	9	2	5	1.8	53	67.1
11-08-24	Mount St. Mary's	W 86-52	00 GILLESPIE,J, 05 HARRIS-SMITH,D, 09 MIGUEL,S, 10 REESE,J, 25 QUEEN,D	15-34	44	4-10	40	11-19	58	19	8	5	5	1.6	45	52.3
11-11-24	Florida AM	W 84-53	00 GILLESPIE,J, 05 HARRIS-SMITH,D, 09 MIGUEL,S, 10 REESE,J, 25 QUEEN,D	23-42	55	4-14	29	13-17	76	24	9	7	4	2.3	63	75.0
11-15-24	Marquette	L 74-78	00 GILLESPIE,J, 05 HARRIS-SMITH,D, 09 MIGUEL,S, 10 REESE,J, 25 QUEEN,D	27-46	59	5-13	38	9-14	64	27	7	2	10	0.7	68	91.9
Starter Averages				<b>22-41</b>	<b>52</b>	<b>4-12</b>	<b>29</b>	<b>11-16</b>	<b>69</b>	<b>25.5</b>	<b>8.3</b>	<b>4.0</b>	<b>6.0</b>	<b>1.4</b>	<b>57.3</b>	<b>70.9</b>
Bench Averages				8-22	37	4-12	33	3-5	65	13.8	3.5	5.5	2.8	1.3	23.5	29.1

#### Starting Lineup Used

Games	Record
00 GILLESPIE,J, 05 HARRIS-SMITH,D, 09 MIGUEL,S, 10 REESE,J, 25 QUEEN,D	4 3-1

## 2024-25 MISCELLANEOUS STATISTICS

### INDIVIDUAL

#### LED MARYLAND IN SCORING

(includes ties)	Overall	B1G
Ja'Kobi Gillespie	1	
Derik Queen	2	
Julian Reese	1	
Rodney Rice	1	

#### LED MARYLAND IN REBOUNDING

	Overall	B1G
Derik Queen	1	
Julian Reese	3	

#### LED MARYLAND IN ASSISTS

	Overall	B1G
Ja'Kobi Gillespie	1	
Selton Miguel	1	
Derik Queen	3	

#### LED MARYLAND IN BLOCKS

	Overall	B1G
Jordan Geronimo	2	
Derik Queen	3	
Julian Reese	1	

#### LED MARYLAND IN STEALS

	Overall	B1G
Tafara Gapare	2	
Jordan Geronimo	1	
Ja'Kobi Gillespie	2	
Malachi Palmer	1	
Derik Queen	1	
Julian Reese	1	
Rodney Rice	1	
Jay Young	1	

Double-figure scoring gms — Gillespie 4, Rice 3, Queen 3, Miguel 2, Reese 1

20-point scoring games — Queen 2, Gillespie 1, Reese 1, Rice 1

30-point scoring games — n/a

Double-figure rebounding games — Queen 1, Reese 1

Double-figure assists games — n/a

#### DOUBLE-DOUBLES

Player	Statistics	Opponent
Derik Queen	22 pts, 20 reb	Manhattan

### TERP TENDENCIES & STREAKS

Maryland's Record	Overall	Strk.	Streak Started
Overall Record	3-1	L1	Marquette, 11/15/24
Home	3-1	L1	Marquette, 11/15/24
Road	0-0	L1	at Penn St., 3/10/24
Neutral	0-0	L4	vs. Alabama, 3/18/23
Leading at the half	3-1	L1	Marquette, 11/15/24
Trailing at the half	0-0	L5	#14 Illinois, 2/17/24
Leading with 5:00 to play	3-0	W5	Iowa, 2/14/24
Trailing with 5:00 to play	0-1	L9	at Michigan St, 2/3/24
In single overtime	1-0	W1	Penn State, 12/6/23
In double overtime	0-1	L1	at Ohio State, 2/10/24
Shooting .500 or better	0-1	L2	at Northwestern, 1/17/24
Shooting .451-.499	1-0	W1	Florida A&M, 11/11/24
Shooting .400-.450	2-0	W3	at Rutgers, 2/25/24
Shooting below .400	0-0	L8	#1 Purdue, 1/2/24
Opp. shooting .500 or better	0-0	L3	vs. Indiana, 3/10/23
Opp. shooting .451-.499	0-0	L7	Ohio State, 3/1/23
Opp. shooting .400-.450	1-1	L1	Marquette, 11/15/24
Opp. shooting below .400	2-0	W3	Florida A&M, 11/11/24
Higher FG% than opp.	3-1	L1	Marquette, 11/15/24
Lower FG% than opp.	0-0	L10	#1 Purdue, 1/2/24
More 3-point FGs	2-0	W2	Mount St. Mary's, 11/8/24
Fewer 3-point FGs	0-1	L3	#14 Illinois, 2/17/24
Making more free throws	2-0	W4	Iowa, 2/14/24
Making fewer free throws	0-1	L7	#14 Illinois, 2/17/24
Outrebounding opponent	2-1	L1	Marquette, 11/15/24
Outrebounded by opp.	1-0	W1	Florida A&M, 11/11/24
More turnovers than opp.	0-1	L1	Marquette, 11/15/24
Fewer turnovers than opp.	3-0	W3	vs. Manhattan, 11/4/24
Scoring more bench pts.	2-0	W2	vs. Manhattan, 11/4/24
Scoring fewer bench pts.	1-1	L1	Marquette, 11/15/24

Maryland's Record	Overall	Strk.	Streak Started
Games decided by <3	0-0	L1	Rutgers, 2/6/24
Games decided by 4-8	0-1	L6	at Wisconsin, 2/20/24
Games decided by 9-12	0-0	W1	Iowa, 2/14/24
Games decided by 13-19	0-0	L1	at Penn St., 3/10/24
Games decided by 20+	3-0	W3	vs. Manhattan, 11/4/24
vs. Top-10 opponent	0-1	L1	Marquette, 11/15/24
vs. Top-25 opponent	0-1	L1	Marquette, 11/15/24
vs. Unranked opponent	3-0	W3	vs. Manhattan, 11/4/24
Player scores 30+ pts.	0-0	L2	at Northwestern, 1/17/24
Player scores 20+ pts.	3-1	L1	Marquette, 11/15/24
Terps score under 60 pts.	0-0	L23	at Clemson, 12/9/20
Terps score 60-69 pts.	0-0	L2	Northwestern, 2/28/24
Terps score 70-79 pts.	1-1	L1	Marquette, 11/15/24
Terps score 80-89 pts.	2-0	W2	Mount St. Mary's, 11/8/24
Terps score 90-99 pts.	0-0	W27	at UNC, 2/3/09
Terps score 80+ pts.	2-0	W15	Iowa, 2/10/22
Terps score 90+ pts.	0-0	W37	at UNC, 2/3/09
Terps score 100+ pts.	0-0	W54	Duke, 2/10/90
Opp. player scores 30+ pts.	0-0	L1	at Michigan, 1/1/23
Opp. player scores 20+ pts.	1-1	L1	Marquette, 11/15/24
Opp. score under 60 pts.	3-0	W4	at Rutgers, 2/25/24
Opp. score 60-69 pts.	0-0	L1	Northwestern, 2/28/24
Opp. score 70-79 pts.	0-1	L4	at Wisconsin, 2/20/24
Opp. score 80-89 pts.	0-0	L9	at Michigan, 1/18/22
Opp. score 90-99 pts.	0-0	L3	at Michigan St, 1/4/18
Opp. score 100+ pts.	0-0	L1	Iowa, 2/10/22
In November	3-1	L1	Marquette, 11/15/24
In December	0-0	W5	Penn State, 12/6/23
In January	0-0	W2	at Iowa, 1/24/24
In February	0-0	L1	Northwestern, 2/28/24
In March	0-0	L4	vs. Alabama, 3/18/23

### MARYLAND'S LARGEST

#### LEAD

Overall: 40 (2nd-08:23, 79-39, vs. Mount St. Mary's, 11/8/24)

B1G: -

#### DEFICIT

Overall: 8 (1st-16:26, 10-2, vs. Mount St. Mary's, 11/8/24); (2nd-1:07, 74-66, vs. Marquette, 11/15/24)

B1G: -

#### DEFICIT IN VICTORY

Overall: 8 (1st-16:26, 10-2, vs. Mount St. Mary's, 11/8/24)

B1G: -

#### MARGIN OF VICTORY

Overall: 36 (86-52) vs. Mount St. Mary's, 11/8/24

B1G: -

#### MARGIN OF DEFEAT

Overall: 4 (78-74) vs. Marquette, 11/15/24

B1G: -

#### HALFTIME LEAD

Overall: 32 (58-26) vs. Mount St. Mary's, 11/8/24

B1G: -

#### HALFTIME DEFICIT

Overall: -

B1G: -

#### HOME CROWD

Overall: 16,124 vs. Marquette, 11/15/24

B1G: -

#### ROAD CROWD

Overall: -

B1G: -

#### NEUTRAL CROWD

Overall: -



2024-25 Maryland Men's Basketball  
Combined Team Statistics  
All games

Game Records

Record	Overall	Home	Away	Neutral
ALL GAMES	3-1	3-1	0-0	0-0
CONFERENCE	0-0	0-0	0-0	0-0
NON-CONFERENCE	3-1	3-1	0-0	0-0

Score by Periods

Team	1st	2nd	OT	TOT
Maryland	163	160	0	323
Opponents	105	127	0	232

Team Box Score

No.	Player				Total		3-Point		F-Throw		Rebounds													
		GP-GS	MIN	AVG	FG-FGA	FG%	3FG-3FGA	3FG%	FT-FTA	FT%	OFF	DEF	TOT	AVG	PF	DQ	A	TO	BLK	STL	PTS	AVG		
0	GILLESPIE, Ja'Kobi	4-4	107:52	27.0	25-46	.543	10-24	.417	5-5	1.000	2	12	14	3.5	6	0	9	5	0	6	65	16.3		
25	QUEEN, Derik	4-4	99:20	24.8	25-43	.581	0-6	.000	15-20	.750	10	20	30	7.5	6	0	10	7	6	5	65	16.3		
1	RICE, Rodney	4-0	91:15	22.8	20-38	.526	9-21	.429	7-10	.700	3	5	8	2.0	5	0	5	1	0	5	56	14.0		
10	REESE, Julian	4-4	87:54	22.0	14-23	.609	0-0	.000	13-19	.684	13	21	34	8.5	10	0	3	6	4	2	41	10.3		
9	MIGUEL, Selton	4-4	89:20	22.3	12-32	.375	3-12	.250	7-10	.700	0	10	10	2.5	5	0	7	2	0	1	34	8.5		
5	HARRIS-SMITH, DeShawn	4-4	91:48	23.0	10-21	.476	1-6	.167	3-8	.375	1	13	14	3.5	8	0	4	4	0	2	24	6.0		
6	GAPARE, Tafara	4-0	43:29	10.9	3-6	.500	1-3	.333	5-8	.625	1	2	3	0.8	6	0	0	4	1	7	12	3.0		
7	PALMER, Malachi	3-0	37:41	12.6	3-11	.273	1-4	.250	0-0	.000	2	5	7	2.3	7	0	1	0	0	2	7	2.3		
8	YOUNG, Jayhlon	4-0	56:33	14.1	2-14	.143	2-9	.222	1-2	.500	3	7	10	2.5	2	0	3	2	1	5	7	1.8		
13	STEPHENS, Chance	4-0	22:60	5.7	2-9	.222	2-9	.222	0-0	.000	0	0	0	0.0	1	0	0	0	0	0	6	1.5		
22	GERONIMO, Jordan	4-0	48:12	12.0	2-5	.400	0-0	.000	0-0	.000	6	4	10	2.5	3	0	3	2	3	3	4	1.0		
4	PIERCE, Braden	3-0	16:02	5.3	1-3	.333	0-0	.000	0-0	.000	2	3	5	1.7	6	0	2	0	1	0	2	0.7		
30	SOTELL, Lukas	3-0	03:24	1.1	0-1	.000	0-0	.000	0-0	.000	0	1	1	0.3	2	0	0	0	0	0	0	0.0		
40	MURPHY, Ben	3-0	04:10	1.4	0-2	.000	0-0	.000	0-0	.000	0	2	2	0.7	0	0	0	0	0	0	0	0.0		
Team											3	6	9				2							
Total		4	800		119-254	.469	29-94	.309	56-82	.683	46	111	157	39.3	67	0	47	35	16	38	323	80.8		
Opponents		4	800		79-210	.376	25-84	.298	49-76	.645	33	102	135	33.8	75	1	39	67	5	17	232	58.0		

Team Statistics

	MD	OPP
Scoring	323	232
Points per game	80.8	58.0
Scoring margin	+22.8	-
Field goals-att	119-254	79-210
Field goal pct	.469	.376
3 point fg-att	29-94	25-84
3-point FG pct	.309	.298
3-pt FG made per game	7.3	6.3
Free throws-att	56-82	49-76
Free throw pct	.683	.645
F-Throws made per game	14.0	12.3
Rebounds	157	135
Rebounds per game	39.3	33.8
Rebounding margin	+5.5	-
Assists	47	39
Assists per game	11.8	9.8
Turnovers	35	67
Turnovers per game	8.8	16.8
Turnover margin	+8.0	-
Assist/turnover ratio	1.3	0.6
Steals	38	17
Steals per game	9.5	4.3
Blocks	16	5
Blocks per game	4.0	1.3
Winning streak	0	-
Home win streak	0	-
Attendance	51059	0
Home games-Avg/Game	4-12765	0-0
Neutral site-Avg/Game	-	0-0

Team Results

Date	Opponent		Score	Att.
11/04/2024	Manhattan	W	79-49	13152
11/08/2024	Mount St. Mary's	W	86-52	11726
11/11/2024	Florida A&M	W	84-53	10057
11/15/2024	Marquette	L	74-78	16124



# 2024-25 STATISTICS



## 2024-25 Maryland Men's Basketball Season/Career Statistics All games

Page 1/1  
as of Nov 16, 2024

### Summary

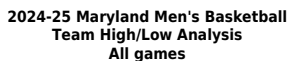
Player	Season Statistics										Career Statistics									
	GP-GS	MIN/G	FG%	3FG%	FT%	R/G	A/G	STL	BLK	PTS/G	GP-GS	MIN/G	FG%	3FG%	FT%	R/G	A/G	STL	BLK	PTS/G
GAPARE, Tafara	4-0	10.9	.500	.333	.625	0.8	0.0	7	1	3.0	63-15	15.0	.336	.215	.633	2.7	0.5	31	54	4.2
GERONIMO, Jordan	4-0	12.0	.400	.000	.000	2.5	0.8	3	3	1.0	117-32	14.5	.491	.250	.576	3.0	0.4	60	86	4.1
GILLESPIE, Ja'Kobi	4-4	27.0	.543	.417	1.000	3.5	2.3	6	0	16.3	61-36	26.3	.513	.356	.782	2.9	3.6	110	19	13.1
HARRIS-SMITH, DeShawn	4-4	23.0	.476	.167	.375	3.5	1.0	2	0	6.0	37-34	28.8	.377	.200	.562	4.2	2.1	33	4	7.2
MIGUEL, Selton	4-4	22.3	.375	.250	.700	2.5	1.8	1	0	8.5	122-56	26.5	.391	.320	.721	3.3	2.3	105	24	10.0
MURPHY, Ben	3-0	1.4	.000	.000	.000	0.7	0.0	0	0	0.0	7-0	1.9	.143	.000	1.000	0.4	0.1	1	0	0.6
PALMER, Malachi	3-0	12.6	.273	.250	.000	2.3	0.3	2	0	2.3	3-0	12.6	.273	.250	.000	2.3	0.3	2	0	2.3
PIERCE, Braden	3-0	5.3	.333	.000	.000	1.7	0.7	0	1	0.7	3-0	5.3	.333	.000	.000	1.7	0.7	0	1	0.7
QUEEN, Derik	4-4	24.8	.581	.000	.750	7.5	2.5	5	6	16.3	4-4	24.8	.581	.000	.750	7.5	2.5	5	6	16.3
REESE, Julian	4-4	22.0	.609	.000	.684	8.5	0.8	2	4	10.3	102-70	25.4	.560	.304	.590	7.1	0.9	75	129	10.3
RICE, Rodney	4-0	22.8	.526	.429	.700	2.0	1.3	5	0	14.0	12-0	21.0	.404	.367	.773	2.8	1.0	11	2	9.6
SOTELL, Lukas	3-0	1.1	.000	.000	.000	0.3	0.0	0	0	0.0	7-0	1.4	.500	.000	.000	0.3	0.0	0	0	0.3
STEPHENS, Chance	4-0	5.7	.222	.222	.000	0.0	0.0	0	0	1.5	32-4	15.8	.351	.364	.737	0.9	0.4	2	0	5.4
YOUNG, Jayhlon	4-0	14.1	.143	.222	.500	2.5	0.8	5	1	1.8	64-12	15.4	.373	.333	.797	1.8	1.4	49	6	3.3

### Scoring

Player	Season Statistics									Career Statistics								
	FG-FGA	FG%	3FG-3FGA	3FG%	FT-FTA	FT%	PTS	PTS/G		FG-FGA	FG%	3FG-3FGA	3FG%	FT-FTA	FT%	PTS	PTS/G	
GAPARE, Tafara	3-6	.500	1-3	.333	5-8	.625	12	3.0		89-265	.336	23-107	.215	62-98	.633	263	4.2	
GERONIMO, Jordan	2-5	.400	0-0	.000	0-0	.000	4	1.0		185-377	.491	26-104	.250	83-144	.576	479	4.1	
GILLESPIE, Ja'Kobi	25-46	.543	10-24	.417	5-5	1.000	65	16.3		308-600	.513	74-208	.356	111-142	.782	801	13.1	
HARRIS-SMITH, DeShawn	10-21	.476	1-6	.167	3-8	.375	24	6.0		98-260	.377	19-95	.200	50-89	.562	265	7.2	
MIGUEL, Selton	12-32	.375	3-12	.250	7-10	.700	34	8.5		440-1125	.391	136-425	.320	207-287	.721	1223	10.0	
MURPHY, Ben	0-2	.000	0-0	.000	0-0	.000	0	0.0		1-7	.143	0-2	.000	2-2	1.000	4	0.6	
PALMER, Malachi	3-11	.273	1-4	.250	0-0	.000	7	2.3		3-11	.273	1-4	.250	0-0	.000	7	2.3	
PIERCE, Braden	1-3	.333	0-0	.000	0-0	.000	2	0.7		1-3	.333	0-0	.000	0-0	.000	2	0.7	
QUEEN, Derik	25-43	.581	0-6	.000	15-20	.750	65	16.3		25-43	.581	0-6	.000	15-20	.750	65	16.3	
REESE, Julian	14-23	.609	0-0	.000	13-19	.684	41	10.3		398-711	.560	7-23	.304	248-420	.590	1051	10.3	
RICE, Rodney	20-38	.526	9-21	.429	7-10	.700	56	14.0		38-94	.404	22-60	.367	17-22	.773	115	9.6	
SOTELL, Lukas	0-1	.000	0-0	.000	0-0	.000	0	0.0		1-2	.500	0-0	.000	0-0	.000	2	0.3	
STEPHENS, Chance	2-9	.222	2-9	.222	0-0	.000	6	1.5		54-154	.351	51-140	.364	14-19	.737	173	5.4	
YOUNG, Jayhlon	2-14	.143	2-9	.222	1-2	.500	7	1.8		69-185	.373	25-75	.333	51-64	.797	214	3.3	

### Totals

Player	Season Statistics									Career Statistics								
	O-REB	D-REB	TOTAL	PF	FO	A	TO	A/TO		O-REB	D-REB	TOTAL	PF	FO	A	TO	A/TO	
GAPARE, Tafara	1	2	3	6	0	0	4	0.0		39	128	167	99	1	32	64	0.5	
GERONIMO, Jordan	6	4	10	3	0	3	2	1.5		136	219	355	208	4	42	95	0.4	
GILLESPIE, Ja'Kobi	2	12	14	6	0	9	5	1.8		22	154	176	130	0	221	124	1.8	
HARRIS-SMITH, DeShawn	1	13	14	8	0	4	4	1.0		38	117	155	94	2	76	59	1.3	
MIGUEL, Selton	0	10	10	5	0	7	2	3.5		79	324	403	228	3	280	240	1.2	
MURPHY, Ben	0	2	2	0	0	0	0	0.0		1	2	3	0	0	1	0	0.0	
PALMER, Malachi	2	5	7	7	0	1	0	0.0		2	5	7	7	0	1	0	0.0	
PIERCE, Braden	2	3	5	6	0	2	0	0.0		2	3	5	6	0	2	0	0.0	
QUEEN, Derik	10	20	30	6	0	10	7	1.4		10	20	30	6	0	10	7	1.4	
REESE, Julian	13	21	34	10	0	3	6	0.5		268	456	724	298	10	91	189	0.5	
RICE, Rodney	3	5	8	5	0	5	1	5.0		4	30	34	12	0	12	7	1.7	
SOTELL, Lukas	0	1	1	2	0	0	0	0.0		0	2	2	4	0	0	0	0.0	
STEPHENS, Chance	0	0	0	1	0	0	0	0.0		2	27	29	38	0	13	18	0.7	
YOUNG, Jayhlon	3	7	10	2	0	3	2	1.5		29	88	117	74	1	91	71	1.3	



### Maryland - Game Highs

### Opponent - Game Highs

### Marvland - Game Lows

### Opponent - Game Lows




[@TerrapinHoops](#)



2024-25 Maryland Men's Basketball  
Season Schedule/Results & Leaders  
All games

Game Records

Record	Overall	Home	Away	Neutral
ALL GAMES	3-1	3-1	0-0	0-0
CONFERENCE	0-0	0-0	0-0	0-0
NON-CONFERENCE	3-1	3-1	0-0	0-0

Team Results

Date	Opponent		Score	Att.	High Points	High Rebounds
11/04/2024	Manhattan	W	79-49	13152	(22) QUEEN, Derik	(20) QUEEN, Derik
11/08/2024	Mount St. Mary's	W	86-52	11726	(28) RICE, Rodney	(10) REESE, Julian
11/11/2024	Florida A&M	W	84-53	10057	(21) REESE, Julian	(9) REESE, Julian
11/15/2024	Marquette	L	74-78	16124	(24) GILLESPIE, Ja'Kobi	(10) REESE, Julian
					(24) QUEEN, Derik	

Attendance Summary

	Games	Attend	Avg/Game
Home	4	51059	12765
Away	0	0	0
Neutral	0	0	0
Total	4	51059	12765





2024-25 Maryland Men's Basketball  
Team Game-by-Game  
All games

				Total		3-Pointers		Free throws		Rebounds											
Opponent	Date	Score		FG-FGA	PCT	3FG-3FGA	PCT	FT-FTA	PCT	OFF	DEF	TOT	AVG	PF	A	TO	BLK	STL	PTS	AVG	
Manhattan	11/04/2024	79-49	W	31-70	.443	5-23	.217	12-17	.706	16	38	54	54.0	17	13	10	9	7	79	79.0	
Mount St. Mary's	11/08/2024	86-52	W	28-65	.431	9-23	.391	21-30	.700	15	23	38	46.0	16	13	6	1	16	86	82.5	
Florida A&M	11/11/2024	84-53	W	31-64	.484	8-29	.276	14-21	.667	8	26	34	42.0	16	11	6	3	11	84	83.0	
Marquette	11/15/2024	74-78	L	29-55	.527	7-19	.368	9-14	.643	7	24	31	39.3	18	10	13	3	4	74	80.8	
Total		323		119-254	.469	29-94	.309	56-82	.683	46	111	157	39.3	67	47	35	16	38	323	80.8	
Opponents		232		79-210	.376	25-84	.298	49-76	.645	33	102	135	33.8	75	39	67	5	17	232	58.0	

Maryland Averages

Games Played	Points/ game	FG Pct	3FG Pct	FT Pct	Rebounds/ game	Assists/ game	Turnovers/ game	Assist/Turnover ratio	Steals/ game	Blocks/ game
4	80.8	46.9	30.9	68.3	39.3	11.8	8.8	1.3	9.5	4.0



2024-25 Maryland Men's Basketball  
Opponents Game-by-Game  
All games

Page 1/1  
as of Nov 16, 2024

				Total		3-Pointers		Free throws		Rebounds											
Opponent	Date	Score		FG-FGA	PCT	3FG-3FGA	PCT	FT-FTA	PCT	OFF	DEF	TOT	AVG	PF	A	TO	BLK	STL	PTS	AVG	
Manhattan	11/04/2024	79-49	W	16-59	.271	5-27	.185	12-15	.800	7	26	33	33.0	15	8	12	2	3	49	49.0	
Mount St. Mary's	11/08/2024	86-52	W	17-42	.405	6-13	.462	12-20	.600	6	27	33	33.0	23	11	25	1	4	52	50.5	
Florida A&M	11/11/2024	84-53	W	20-51	.392	6-21	.286	7-17	.412	10	29	39	35.0	19	10	22	2	3	53	51.3	
Marquette	11/15/2024	74-78	L	26-58	.448	8-23	.348	18-24	.750	10	20	30	33.8	18	10	8	0	7	78	58.0	
Total		232		79-210	.376	25-84	.298	49-76	.645	33	102	135	33.8	75	39	67	5	17	232	58.0	
Maryland		323		119-254	.469	29-94	.309	56-82	.683	46	111	157	39.3	67	47	35	16	38	323	80.8	

Opponents Averages

Games Played	Points/ game	FG Pct	3FG Pct	FT Pct	Rebounds/ game	Assists/ game	Turnovers/ game	Assist/Turnover ratio	Steals/ game	Blocks/ game
4	58.0	37.6	29.8	64.5	33.8	9.8	16.8	0.6	4.3	1.3

## 2024-25 BOX SCORES



Official Basketball Box Score - Final  
**Manhattan at Maryland**  
11/04/24 XFINITY Center, College Park  
2024-25 Men's Basketball

Game Time: 7:00 PM  
Game Duration: 1:59  
Attendance: 13,152



Official Basketball Box Score - Final  
**Mount St. Mary's at Maryland**  
11/06/24 XFINITY Center, College Park  
2024-25 Men's Basketball

Game Time: 6:00 PM  
Game Duration: 2:05  
Attendance: 11,726

Manhattan - 49

Record: 0-1

Officials: Jeffrey Anderson, Steve McJunkins, Alex Lands

NO.	Name	Min	FG	3P	FT	Rebounds	Fouls	TP	AS	TO	ST	Blocks	+/-
			M-A	M-A	M-A	OR DR TOT	PF					BS BA	
9	Will Sydnor	F 25:36	2-10	0-4	3-4	2 3 5	2 4	7	1	1	0	0	-18
1	Shaqul Bender	G 30:26	4-13	2-10	2-2	2 4 6	1 3	12	3	5	1	0	-29
2	Jaden Winston	G 28:32	1-6	0-2	2-2	0 0 0	2 2	4	1	2	0	0	-19
10	Masiah Gilyard	G 13:05	2-3	0-0	0-0	1 4 5	1 2	4	0	1	0	0	-14
4	Wesley Robinson	G 17:16	1-4	0-0	2-2	0 3 3	3 1	4	0	0	2	0	-1
0	Devin Dinkins	31:23	3-10	2-5	2-2	0 2 2	1 2	10	1	0	0	0	-19
6	Alijah Curry	11:14	0-2	0-1	0-1	1 3 4	1 1	0	0	1	0	0	-16
13	Fraser Roxburgh	29:50	3-7	1-4	1-2	0 4 4	2 2	8	2	1	0	0	-24
15	Amaan Sandhu	03:16	0-1	0-0	0-0	0 0 0	2 0	0	0	0	0	1	-2
21	Marko Ljubicic	02:10	0-0	0-0	0-0	0 1 1	0 0	0	0	0	0	0	-3
5	Allen Myers	03:40	0-1	0-0	0-0	0 0 0	0 0	0	0	0	0	1	-2
3	John Barbano	02:38	0-1	0-0	0-0	0 0 0	0 0	0	0	0	0	0	-3
11	Michael Lawlor	00:54	0-1	0-1	0-0	0 1 1	0 0	0	0	0	0	0	0
Team						1 1 2				0	1		
<b>Totals</b>			16-59	5-27	12-15	7 26 33	15 17	49	8	12	3	2	9 -30

Technical Fouls:NONE

Maryland - 79

Record: 1-0

NO.	Name	Min	FG	3P	FT	Rebounds	Fouls	TP	AS	TO	ST	Blocks	+/-
			M-A	M-A	M-A	OR DR TOT	PF					BS BA	
9	Selton Miguel	F 14:36	0-4	0-2	0-0	0 0 0	1 0	0	1	0	0	0	2
10	Julian Reese	F 19:46	3-5	0-0	3-4	3 2 5	2 4	9	0	2	1	2	11
25	Derik Queen	C 26:46	6-16	0-2	4-5	6 14 20	2 4	22	1	2	1	2	25
0	Ja/Kobi Gillespie	G 28:29	6-10	1-4	3-3	1 2 3	3 2	16	5	0	0	0	24
5	DeShawn Harris-Smith	G 25:01	3-9	0-3	0-0	0 4 4	0 1	6	2	1	0	0	0
8	Jaylison Young	15:06	1-6	1-4	0-0	2 3 5	2 0	3	1	1	1	1	11
1	Rodney Rice	23:57	4-9	2-5	2-3	0 1 1	1 2	12	1	0	1	0	23
6	Tafara Gapare	13:02	2-3	1-1	0-2	1 1 2	2 1	5	0	3	1	1	11
7	Malachi Palmer	11:47	2-3	0-0	0-0	1 3 4	2 1	4	0	0	1	0	20
22	Jordan Geronimo	11:45	1-2	0-0	0-0	1 2 3	0 0	2	1	0	1	2	8
4	Braden Pierce	05:23	0-0	0-0	0-0	1 2 3	2 0	0	1	0	0	1	2
13	Chance Stephens	03:48	0-2	0-2	0-0	0 0 0	0 0	0	0	0	0	0	2
40	Ben Murphy	01:40	0-1	0-0	0-0	0 0 0	0 0	0	0	0	0	0	2
30	Lukas Sotell	00:54	0-1	0-0	0-0	0 1 1	0 0	0	0	0	0	1	0
Team						0 3 3				0	1		
<b>Totals</b>			31-70	5-23	12-17	16 38 54	17 15	79	13	10	7	9	2 30

Technical Fouls:NONE

	MAN	UMD
Biggest lead	2 (1 <sup>st</sup> 19:32)	30 (2 <sup>nd</sup> 1:23)
Best Scoring Run	6 (1 <sup>st</sup> 6:58)	9 (1 <sup>st</sup> 11:40)
Lead Changes	1	
Times Tied	4	
Time with Lead	00:43	35:29

Points from Turnovers	MAN	UMD
Paint	20	50
Second Chance	2	16
Fast Breaks	3	28
Bench	18	26

Period by Period Scoring	TOT
1st	28
2nd	21
3rd	49

MAN	UMD
28	31
21	48
49	79

Shooting By Period	1st FG%	2nd FG%	3rd FG%	4th FG%	5th FG%
1st FG%	11-30 37.0%				
3PT%	4-11 36.4%				
FT%	4-4 100%				
2nd FG%	6-32 18.8%				
3PT%	1-16 6.3%				
FT%	8-11 72.7%				
GM FG%	16-59 27.1%				
3PT%	5-27 18.5%				
FT%	12-15 80.0%				

Dead Ball Rebounds: 1, 0

Mount St. Mary's - 52

Record: 1-1

Officials: Verne Harris, Amy Bonner, Andy O'Brien

NO.	Name	Min	FG	3P	FT	Rebounds	Fouls	TP	AS	TO	ST	Blocks	+/-
			M-A	M-A	M-A	OR DR TOT	PF					BS BA	
4	Dola Adebayo	F 28:38	4-7	0-1	3-4	0 5 5	4 3	11	1	2	0	1	-27
14	Jedy Cordilla	F 23:22	1-4	0-1	0-0	1 5 6	3 1	2	0	0	0	0	-14
1	Carmelo Pacheco	G 23:04	1-2	0-1	0-0	0 1 1	1 1	2	0	1	0	0	-21
8	Dallas Hobbs	G 23:03	7-11	5-5	2-2	0 3 3	4 3	21	0	2	0	0	-11
45	Xavier Lipscomb	G 33:33	0-2	0-1	4-8	2 0 2	4 4	4	7	4	1	0	-28
13	Terrell Ard Jr.	20:51	2-4	0-0	2-3	0 5 5	1 2	6	1	5	2	0	-11
23	Javon Ervin	13:29	1-5	1-2	1-2	2 1 3	2 1	4	0	4	0	0	-22
9	Abdoul Khadre Kébé	17:14	0-4	0-2	0-0	0 1 1	2 0	0	1	3	1	0	-19
25	Arlandus Keyes	06:40	0-2	0-0	0-0	0 1 1	1 0	0	0	2	0	0	-15
12	Trey Wilson	04:06	0-0	0-0	0-1	0 2 2	1 1	0	1	2	0	0	-13
6	Jaxon Hartman	02:00	0-0	0-0	0-0	0 0 0	0 0	0	0	0	0	0	0
10	Patrick Haigh	02:00	0-0	0-0	0-0	0 0 0	0 0	0	0	0	0	0	0
22	Jonathan Ogunfuye	02:00	1-1	0-0	0-0	0 0 0	0 0	0	2	0	0	0	0
Team						1 3 4				0	0		
<b>Totals</b>			17-42	6-13	12-20	6 27 33	23 16	52	11	25	4	1	1 -34

Technical Fouls:NONE

Maryland - 86

Record: 2-0

NO.	Name	Min	FG	3P	FT	Rebounds	Fouls	TP	AS	TO	ST	Blocks	+/-
			M-A	M-A	M-A	OR DR TOT	PF					BS BA	
9	Selton Miguel	F 22:13	4-11	1-4	2-4	0 3 3	0 2	11	1	0	0	0	11
10	Julian Reese	F 23:03	2-3	0-0	5-10	3 7 10	4 7	9	1	2	1	0	15
25	Derik Queen	C 20:21	3-8	0-2	2-2	0 1 1	1 1	8	3	1	2	0	21
0	Ja/Kobi Gillespie	G 23:28	4-8	3-4	2-2	1 1 2	3 1	13	2	1	0	0	31
5	DeShawn Harris-Smith	G 15:56	2-4	0-0	0-1	0 3 3	3 1	4	1	1	1	0	-4
1	Rodney Rice	19:56	10-14	3-5	5-5	3 2 5	2 3	28	2	1	2	0	42
22	Jordan Geronimo	16:03	1-3	0-0	0-0	4 1 5	0 0	2	1	0	1	1	18
6	Tafara Gapare	12:23	0-1	0-1	5-6	0 1 1	1 5	5	0	0	4	0	7
8	Jaylison Young	20:13	1-5	1-3	0-0	0 0 0	0 1	3	2	0	0	0	17
7	Malachi Palmer	11:30	0-3	0-1	0-0	0 1 1	2 0	0	0	0	1	0	20
13	Chance Stephens	07:59	1-3	1-3	0-0	0 0 0	0 1	3	0	0	0	0	-6
4	Braden Pierce	04:45	0-1	0-0	0-0	1 1 2	0 0	0	0	0	0	0	-2
30	Lukas Sotell	01:05	0-0	0-0	0-0	0 0 0	0 1	0	0	0	0	0	0
40	Ben Murphy	01:05	0-1	0-0	0-0	0 1 1	0 0	0	0	0	0	0	0
Team						3 1 4				0	0		
<b>Totals</b>			28-65	9-23	21-30	15 23 38	16 23	86	13	6	16	1	1 34

Technical Fouls:NONE

	MSM	UMD
Biggest lead	8 (1 <sup>st</sup> 16:27)	40 (2 <sup>nd</sup> 8:23)
Best Scoring Run	7 (1 <sup>st</sup> 17:28)	16 (1 <sup>st</sup> 5:54)
Lead Changes	3	
Times Tied	1	
Time with Lead	07:59	31:15

Points from Turnovers	MSM	UMD
Paint	16	28
Second Chance	5	20
Fast Breaks	4	27
Bench	12	41

Period by Period Scoring	TOT
1st	26
2nd	26
3rd	52

MSM	UMD
26	58
26	28
52	86



Official Basketball Box Score - Final  
**Florida A&M at Maryland**  
11/11/24 XFINITY Center, College Park  
2024-25 Men's Basketball

Game Time: 7:00 PM  
Game Duration: 1:52  
Attendance: 10,057



Official Basketball Box Score - Final  
**Marquette at Maryland**  
11/15/24 XFINITY Center, College Park  
2024-25 Men's Basketball

Game Time: 6:00 PM  
Game Duration: 2:11  
Attendance: 16,111

Florida A&amp;M - 53

Record: 0-3

Officials: Brian Dorsey, Michael Irving, Rob Riley, Sr.

No.	Name		Min	FG	3P	FT	Rebounds		Fouls	TP	AS	TO	ST	Blocks	Bs/Ba			
				M-A	M-A	M-A	OR	DR	TOT	PF	MA							
22	Tyler Shirley	F	20:32	3-6	2-3	2-4	2	5	7	5	2	10	2	3	1	0	0	-20
35	Saiyd Burnside	F	04:57	0-1	0-0	0-0	0	1	0	1	1	0	0	1	0	0	0	-1
2	Jordan Chatman	G	06:53	0-1	0-0	0-0	0	0	0	0	1	0	0	1	0	0	0	-11
4	Sterling Young	G	18:09	2-4	1-3	0-4	0	3	3	0	3	5	1	1	0	0	0	-24
5	Milton Matthews	G	22:28	3-11	2-7	1-1	3	0	3	1	2	9	1	1	0	0	1	-13
8	Shaqir O'Neal		27:01	3-5	0-1	3-4	0	5	5	4	2	9	1	2	0	0	0	-5
10	Kaleb Washington		05:40	0-1	0-0	0-0	0	3	3	0	0	0	0	2	0	0	0	-7
24	Ja'Derrius Eatmon		20:40	3-5	0-0	0-2	0	1	1	2	1	6	1	2	1	0	2	-15
1	Roderick Coffee III		05:47	0-0	0-0	0-0	0	0	0	1	1	0	0	0	0	0	0	-12
3	Trey Lewis		25:38	1-7	0-4	0-0	1	5	6	0	1	2	3	2	0	0	0	-18
23	Jacobi Hendricks		25:19	2-7	1-2	0-0	0	3	3	2	2	5	0	2	1	0	0	-7
20	Jamaine Charles		14:23	3-3	0-0	1-2	2	4	2	1	7	1	2	0	2	0	0	-15
12	Miles Hall		02:33	0-0	0-0	0-0	0	0	0	0	0	0	1	1	0	0	0	-7
Team							1	2	3	0	0	2						
Totals				20-51	6-21	7-17	10	29	39	19	16	53	10	22	3	2	3	-31



### ASSOCIATED PRESS POLL (NOV. 18)

RK	School	Record	Votes	Prev
1	Kansas (49)	4-0	1509	1
2	Connecticut (7)	3-0	1416	3
3	Gonzaga (2)	3-0	1397	4
4	Auburn (3)	3-0	1370	5
5	Iowa State	2-0	1184	7
6	<b>Purdue*</b>	<b>4-0</b>	<b>1172</b>	<b>13</b>
7	Houston	2-1	1091	8
8	Alabama	3-1	1084	2
9	Kentucky	3-0	1009	19
10	North Carolina	2-1	969	10
11	Tennessee	4-0	942	11
12	Duke	3-1	914	6
13	Baylor	3-1	765	12
14	Creighton	4-0	722	14
15	<b>Marquette</b>	<b>4-0</b>	<b>630</b>	<b>15</b>
16	<b>Indiana*</b>	<b>3-0</b>	<b>573</b>	<b>16</b>
17	Arizona	2-1	437	9
18	Cincinnati	3-0	412	17
19	<b>Wisconsin*</b>	<b>4-0</b>	<b>370</b>	<b>43</b>
20	Arkansas	2-1	313	18
21	Florida	4-0	302	20
22	Saint John's	4-0	270	22
23	Texas A&M	3-1	233	23
24	<b>Rutgers*</b>	<b>3-0</b>	<b>143</b>	<b>24</b>
25	<b>Illinois*</b>	<b>3-0</b>	<b>116</b>	<b>26</b>

### USA TODAY COACHES POLL (NOV. 18)

RK	School	Record	Votes	Prev
1	Kansas (21)	4-0	665	1
2	Connecticut (3)	3-0	632	3
3	Auburn (2)	3-0	608	4
4	Gonzaga (1)	3-0	599	5
5	Iowa State	2-0	516	7
6	<b>Purdue</b>	<b>4-0</b>	<b>513</b>	<b>12</b>
7	Houston	2-1	470	10
7	Alabama	3-1	470	2
9	Tennessee	4-0	462	9
10	Duke	3-1	421	6
11	Kentucky	3-0	381	18
12	North Carolina	2-1	377	11
13	Creighton	4-0	348	13
14	<b>Marquette</b>	<b>4-0</b>	<b>319</b>	<b>15</b>
15	Baylor	3-1	313	14
16	Cincinnati	3-0	229	17
17	Arizona	2-1	228	8
18	<b>Indiana</b>	<b>3-0</b>	<b>208</b>	<b>16</b>
19	Florida	4-0	168	19
20	<b>Illinois</b>	<b>3-0</b>	<b>133</b>	<b>20</b>
21	Saint John's	4-0	119	25
22	Texas Tech	3-0	95	26
23	Texas A&M	3-1	94	23
24	Arkansas	2-1	82	21
25	<b>Wisconsin</b>	<b>4-0</b>	<b>75</b>	<b>NR</b>

\*-Big Ten opponent • Bold are Terps' 2024-25 opponents

### TERPS VS. AP TOP 5 (SINCE 2010-11)

Date	Opponent	H/A/N	Score
1/2/24	#1 Purdue	H	L, 53-67
3/18/23	#1 Alabama	N	L, 51-73
2/16/23	<b>#3 Purdue</b>	<b>H</b>	<b>W, 68-54</b>
1/22/23	#3 Purdue	@	L, 55-58
2/13/22	#3 Purdue	@	L, 61-62
3/22/21	#5 Alabama	N	L, 77-96
3/12/21	#4 Michigan	N	L, 66-79
2/8/21	#4 Ohio State	H	L, 65-73
1/7/21	#5 Iowa	H	L, 67-89
11/28/18	#4 Virginia	H	L, 71-76
1/31/18	#3 Purdue	@	L, 67-75
1/4/18	#1 Michigan St.	@	L, 61-91
3/24/16	#1 Kansas	N	L, 63-79
3/12/16	#2 Michigan St.	N	L, 61-64
1/28/16	<b>#3 Iowa</b>	<b>H</b>	<b>W, 74-68</b>
2/24/15	<b>#5 Wisconsin</b>	<b>H</b>	<b>W, 59-53</b>
3/9/14	<b>#5 Virginia</b>	<b>H</b>	<b>W, 75-69 (ot)</b>
2/24/14	#4 Syracuse	H	L, 55-57
12/4/13	#5 Ohio State	@	L, 60-76
3/15/13	<b>#2 Duke</b>	<b>N</b>	<b>W, 83-74</b>
2/16/13	<b>#2 Duke</b>	<b>H</b>	<b>W, 83-81</b>
1/26/13	#1 Duke	@	L, 64-84
11/9/12	#3 Kentucky	N	L, 69-72
3/9/12	#4 UNC	N	L, 69-85
2/4/12	#5 UNC	H	L, 74-83
3/11/11	#5 Duke	N	L, 71-87
2/2/11	#5 Duke	H	L, 62-80
1/9/11	#1 Duke	@	L, 64-71
11/18/10	#5 Pitt	N	L, 70-79

### TERPS SUCCESS AT HOME VS. NO. 1 RANKED TEAMS

Maryland holds the best overall record nationally against AP No. 1 ranked teams in home games dating back to 1994-95 despite this year's loss to No. 1 Purdue on Jan. 2, 2024.

#### All Div. I, Highest Win Pct at Home vs. AP No. 1 Team - Since 1994-95

(Minimum 5 Games)

Team	Record	Win Pct
<b>Maryland</b>	<b>4-2</b>	<b>.667</b>
North Carolina State	3-2	.600
Indiana	4-3	.571
Ohio State	4-3	.571
Florida State	3-3	.500

Maryland won four straight home games against AP No. 1 ranked teams - two against North Carolina and two against Duke. The 2023-24 Purdue game marked the first time in 20 years to have a No. 1 ranked team visit XFINITY.

#### Home Games vs. AP No. 1 Ranked Teams

Year	Opponent	Score
1994-95	North Carolina	W, 86-73
1997-98	North Carolina	W, 89-83 (OT)
2001-02	Duke	W, 87-73
2002-03	Duke	W, 87-72
2003-04	Duke	L, 60-68
2023-24	Purdue	L, 53-67

### AP TOP 25 POLL TRACKING

Opponent	Pre	11/11	11/18	11/25	12/2	12/9	12/16	12/23	12/30	1/6	1/13	1/20	1/27	2/3	2/10	2/17	2/24	3/3	3/10	3/17
Illinois	RV	RV	25																	
Indiana	17	16	16																	
Marquette	18	15	15																	
<b>Maryland</b>	<b>RV</b>	<b>RV</b>	<b>RV</b>																	
Michigan	RV	RV	RV																	
Michigan State	RV	RV	RV																	
Ohio State	RV	21	RV																	
Oregon	RV	RV	RV																	
Penn State	-	-	RV																	
Purdue	14	13	6																	
Rutgers	25	24	24																	
UCLA	22	-	-																	
Wisconsin	RV	RV	19																	

## 2024-25 NCAA / BIG TEN RANKINGS


Statistic	National Rank	Conference Rank	Value	National Leader	Value	Conference Leader	Value
Assist/Turnover Ratio (355 ranked)	125	12	1.34	Utah St.	3.20	Southern California	2.52
Assists Per Game (355 ranked)	285	17	11.8	Utah St.	26.7	Indiana	22.0
Bench Points per game (354 ranked)	198	14	23.50	Alabama A&M	62.67	Michigan St.	42.67
Blocks Per Game (355 ranked)	126	11	4.0	UConn	10.7	Washington	7.7
Effective FG pct (355 ranked)	189	12	0.526	Texas Tech	0.663	Michigan	0.623
Fastbreak Points (355 ranked)	32	4	20.75	Mercer	32.67	Michigan St.	23.67
Field Goal Percentage (355 ranked)	141	10	46.9	Miami (FL)	58.3	Indiana	57.1
Field Goal Percentage Defense (355 ranked)	71	7	37.6	Providence	30.7	Ohio St.	33.0
Fouls Per Game (355 ranked)	147	10	16.8	Syracuse	10.0	Rutgers	13.0
Free Throw Attempts Per Game (354 ranked)	184	14	20.5	UNCW	42.3	Illinois	30.3
Free Throw Percentage (355 ranked)	219	15	68.3	Wisconsin	90.0	Wisconsin	90.0
Free Throws Made Per Game (355 ranked)	187	13	14.0	UNCW	31.7	Nebraska	23.0
Rebound Margin (355 ranked)	126	8	5.5	Arizona	24.3	Illinois	15.3
Rebounds (Defensive) Per Game (355 ranked)	143	8	27.75	Jacksonville St.	37.00	Illinois	33.33
Rebounds (Offensive) Per Game (355 ranked)	178	7	11.50	Arizona	21.67	Illinois Michigan St.	14.00 14.00
Rebounds Per Game (355 ranked)	141	7	39.25	Kennesaw St.	55.00	Illinois	47.33
Scoring Defense (355 ranked)	25	2	58.0	Drake	46.0	UCLA	51.8
Scoring Margin (355 ranked)	46	5	22.8	Utah St.	49.3	Penn St.	35.8
Scoring Offense (355 ranked)	144	12	80.8	Alabama A&M	109.0	Penn St.	97.3
Steals Per Game (355 ranked)	79	3	9.5	Mercer	16.3	Penn St.	15.3
Three Point Attempts Per Game (355 ranked)	193	8	23.5	Central Ark.	41.7	Illinois	35.0
Three Point Percentage (355 ranked)	240	12	30.9	Memphis	49.1	Purdue	46.0
Three Point Percentage Defense (355 ranked)	132	9	29.8	Middle Tenn.	14.5	Michigan	22.4
Three Pointers Per Game (355 ranked)	239	9	7.3	Utah	17.3	Illinois	12.7
Turnover Margin (355 ranked)	17	2	8.0	Lamar University	13.5	Penn St.	10.8
Turnovers Forced Per Game (355 ranked)	52	4	16.75	Alabama A&M UTSA	23.00 23.00	Penn St.	21.50
Turnovers Per Game (355 ranked)	19	3	8.8	Vanderbilt	6.0	Southern California	8.3
Winning Percentage (333 ranked)	89	11	75.0	87 teams tied	100.0	10 teams tied	100.0

# 2024-25 NCAA / BIG TEN RANKINGS

Statistic	Player	National Rank	Conference Rank	Value	National Leader	Value	Conference Leader	Value
Assist/Turnover Ratio (348 ranked)					Jaylen Curry, Massachusetts	25.00	Jeremy Fears Jr., Michigan St.	4.40
Assists (305 ranked)					Lamar Washington, Pacific	41	Braden Smith, Purdue	38
Assists Per Game (332 ranked)					Sean Newman Jr., Louisiana Tech	10.3	Braden Smith, Purdue	9.5
Blocks (328 ranked)	Derik Queen Julian Reese Jordan Geronimo	62 189 328	3 14 24	6 4 3	Amarion Dickerson, Robert Morris	17	Tyler Harris, Washington	8
Blocks Per Game (283 ranked)	Derik Queen Julian Reese	140 283	8 21	1.50 1.00	Gabe Dynes, Youngstown St.	5.00	Tyler Harris, Washington	2.67
Double Doubles (56 ranked)	Derik Queen	56	5	1	5 players tied	3	4 players tied	2
Field Goal Attempts (318 ranked)	Ja'Kobi Gillespie Derik Queen Rodney Rice	102 149 274	6 7 15	46 43 38	Abdi Bashir Jr., Monmouth	81	Nick Martinelli, Northwestern	54
Field Goal Percentage (350 ranked)	Derik Queen Ja'Kobi Gillespie Rodney Rice	145 206 233	13 18 19	58.1 54.3 52.6	Aubin Gateretse, Utah St.	100.0	Mackenzie Mgbako, Indiana	74.1
Field Goals (327 ranked)	Ja'Kobi Gillespie Derik Queen Rodney Rice	53 53 172	4 4 13	25 25 20	Mister Dean, USC Upstate	41	Nick Martinelli, Northwestern	37
Free Throw Attempts (322 ranked)	Derik Queen Julian Reese	129 165	9 13	20 19	Ketron Shaw, UMES	44	John Tonje, Wisconsin	39
Free Throw Percentage (342 ranked)					48 players tied	100.0	4 players tied	100.0
Free Throws (319 ranked)	Derik Queen Julian Reese	134 203	10 19	15 13	John Tonje, Wisconsin	37	John Tonje, Wisconsin	37
Minutes Per Game (350 ranked)					Ante Brzovic, Col. of Charleston	39:22	Nick Martinelli, Northwestern	35:09
Points (340 ranked)	Ja'Kobi Gillespie Derik Queen Rodney Rice	93 93 193	7 7 16	65 65 56	Nick Martinelli, Northwestern	101	Nick Martinelli, Northwestern	101
Points Per Game (337 ranked)	Ja'Kobi Gillespie Derik Queen	244 244	12 12	16.3 16.3	Ante Brzovic, Col. of Charleston	33.3	Dawson Garcia, Minnesota	26.0
Rebounds (296 ranked)	Julian Reese Derik Queen	30 76	1 5	34 30	Alvaro Folgueiras, Robert Morris	56	Great Osobor, Washington Julian Reese, Maryland	34 34
Rebounds (Defensive) Per Game (311 ranked)	Julian Reese Derik Queen	229 238	17 19	5.25 5.00	Nique Clifford, Colorado St.	11.00	Great Osobor, Washington	8.67
Rebounds (Offensive) Per Game (335 ranked)	Julian Reese Derik Queen	93 222	4 11	3.25 2.50	Tobe Awaka, Arizona Devin McGlockton, Vanderbilt	6.33 6.33	Jaxon Kohler, Michigan St.	4.00
Rebounds Per Game (339 ranked)	Julian Reese Derik Queen	87 180	7 11	8.5 7.5	Oscar Cluff, South Dakota St. Paulius Murauskas, Saint Mary's (CA)	13.0 13.0	Great Osobor, Washington	11.3
Steals (229 ranked)	Tafara Gapare Ja'Kobi Gillespie	134 229	13 17	7 6	Anthony Pritchard, Central Mich.	17	Great Osobor, Washington	13
Steals Per Game (326 ranked)	Tafara Gapare	287	19	1.75	Micah Peavy, Georgetown	5.00	Great Osobor, Washington	4.33
Three Point Attempts (326 ranked)	Ja'Kobi Gillespie Rodney Rice	107 194	4 7	24 21	RaySean Taylor, SIUE	50	Payton Sandfort, Iowa	33
Three Point Percentage (239 ranked)	Ja'Kobi Gillespie	169	7	41.7	Koby Brea, Kentucky	75.0	Fletcher Loyer, Purdue	70.6
Three Pointers Per Game (324 ranked)	Ja'Kobi Gillespie Rodney Rice	202 299	8 14	2.50 2.25	Anthony Roy, Green Bay	6.00	Zach Hicks, Penn St.	3.50
Total 3-point FGM (289 ranked)	Ja'Kobi Gillespie Rodney Rice	95 140	4 8	10 9	Rob Brown III, Nicholls Anthony Roy, Green Bay RaySean Taylor, SIUE	18 18 18	Zach Hicks, Penn St.	14
Triple Doubles (1 ranked)					Tyson Dunn, Buffalo	1		



0

**JA'KOBI GILLESPIE**

G • 6-1 • 180 • Jr. • Greenville, Tenn. (Greenville/Belmont)

	GP/GS	PPG	RPG	APG	FG%	3FG%	FT%
2024-25	4-4	16.3	3.5	2.1	.543	.417	1.000
Career	61-36	13.1	2.9	3.7	.513	.356	.782
Career Highs	Pts: 26	3FG: 4	Reb: 8	Ass: 8	Stl: 7	Blk: 2	Min: 39

JAH-KOBE

**KEVIN WILLARD**

Head Coach • Pittsburgh '97

Years Overall / Record: 18th / 311-241 (.563)

Years at Maryland / Record: 3rd / 41-31 (.569)

1

**RODNEY RICE**

G • 6-4 • 195 • So. • Clinton, MD (DeMatha Catholic/Virginia Tech)

	GP/GS	PPG	RPG	APG	FG%	3FG%	FT%
2024-25	4-0	14.0	2.0	1.2	.526	.429	.700
Career	12-0	9.6	2.8	1.0	.404	.367	.773
Career Highs	Pts: 28	3FG: 5	Reb: 6	Ass: 2	Stl: 3	Blk: 1	Min: 30


**DAVID COX**

Associate Head Coach

William &amp; Mary '95

Third Year at Maryland

2

**JAHARI LONG**

G • 6-5 • 200 • 5th Yr • Houston, TX (Episcopal/Seton Hall)

	GP/GS	PPG	RPG	APG	FG%	3FG%	FT%
2023-24	30-3	4.7	1.2	1.4	.416	.355	.774
Career	89-5	2.7	0.9	1.1	.394	.350	.717
Career Highs	Pts: 15	3FG: 3	Reb: 4	Ass: 6	Stl: 3	Blk: 1	Min: 30

JAH-HAR-EE

**GREG MANNING JR.**

Assistant Coach

Loyola '08

Seventh Year at Maryland

4

**BRADEN PIERCE**

F • 7-0 • 230 • R-Fr. • Woodstock, GA (River Ridge HS / IMG Academy (Fla.))

	GP/GS	PPG	RPG	BPG	FG%	3FG%	FT%
2024-25	3-0	0.7	1.7	0.3	.333	-	-
Career	3-0	0.7	1.7	0.3	.333	-	-
Career Highs	Pts: 2	3FG: -	Reb: 3	Ass: 1	Stl: -	Blk: 1	Min: 6

**KEVIN NORRIS**

Assistant Coach

Miami '98

First Year at Maryland

5

**DESHAWN HARRIS-SMITH**

G • 6-5 • 215 • So. • Woodbridge, VA (Paul VI Catholic)

	GP/GS	PPG	RPG	APG	FG%	3FG%	FT%
2024-25	4-4	6.0	3.5	1.0	.476	.167	.375
Career	37-34	7.2	4.2	2.1	.377	.200	.562
Career Highs	Pts: 17	3FG: 3	Reb: 8	Ass: 5	Stl: 3	Blk: 1	Min: 41

DAY-SHAWN

**CHARLIE BUTLER**

Director of Basketball Operations

Seton Hall '15

Third Year at Maryland

6

**TAFARA CAPARE**

F • 6-9 • 206 • Jr. • Wellington, NZ (South Kent (Conn.) / UMass / Georgia Tech)

	GP/GS	PPG	RPG	BPG	FG%	3FG%	FT%
2024-25	4-0	3.0	0.8	0.2	.500	.333	.625
Career	63-15	4.2	2.7	0.8	.336	.215	.633
Career Highs	Pts: 20	3FG: 3	Reb: 10	Ass: 4	Stl: 5	Blk: 5	Min: 30

TUN-FAR-UN GUN-PAR-EE


**CHRIS ROBINSON**

Coordinator of Basketball Operations

Maryland '19

Ninth Year at Maryland

7

**MALACHI PALMER**

G • 6-6 • 215 • Fr. • Harrisburg, PA (Mt. Zion Prep (Md.))

	GP/GS	PPG	RPG	BPG	FG%	3FG%	FT%
2024-25	3-0	2.3	2.3	-	.273	.250	.000
Career	3-0	2.3	2.3	-	.273	.250	.000
Career Highs	Pts: 4	3FG: 1	Reb: 4	Ass: 1	Stl: 1	Blk: -	Min: 14

**RICKY HARRIS**

Director of Player Personnel / Assistant Coach

Massachusetts '10


Second Year at Maryland

8

**JAY YOUNG**

G • 6-2 • 175 • Grad. • Dallas, Texas (Garland / Baton Rouge CC / UCF / Memphis)

	GP/GS	PPG	RPG	SPG	FG%	3FG%	FT%
2024-25	4-0	1.8	2.5	1.2	.143	.222	.500
Career	64-12	3.3	1.8	0.8	.373	.333	.797
Career Highs	Pts: 17	3FG: 3	Reb: 10	Ass: 6	Stl: 3	Blk: 1	Min: 43

**BRENTON PETTY**

Director of Player Development / Assistant Coach

Fordham '18

Sixth Year at Maryland

9

**SELTON MIGUEL**

G • 6-4 • 210 • 5th Yr • Luanda, Angola (West Oaks Acad. (Fla.)/Kansas St./USF)

	GP/GS	PPG	RPG	APG	FG%	3FG%	FT%
2024-25	4-4	8.5	2.5	1.3	.375	.250	.700
Career	122-56	10.0	3.3	2.3	.391	.320	.721
Career Highs	Pts: 25	3FG: 5	Reb: 10	Ass: 7	Stl: 3	Blk: 3	Min: 40

**KYLE TARP**

Director of Basketball Performance

UC Davis '06

15th Year at Maryland

10

**JULIAN REESE**

F • 6-9 • 230 • Sr. • Baltimore, MD (St. Frances Academy)

	GP/GS	PPG	RPG	BPG	FG%	3FG%	FT%
2024-25	4-4	10.3	8.5	1.0	.609	.000	.684
Career	102-70	10.3	7.1	1.3	.560	.304	.590
Career Highs	Pts: 24	3FG: 2	Reb: 16	Ass: 3	Stl: 3	Blk: 6	Min: 49


**MATT CHARVAT**

Associate Head Athletic Trainer

Baldwin-Wallace '96

24th Year at Maryland

13

**CHANCE STEPHENS**


G • 6-3 • 185 • R-So. • Riverside, CA (Riverside Polytechnic/LMU)

	GP/GS	PPG	RPG	SPG	FG%	3FG%	FT%
2024-25	4-0	1.5	0.0	0.0	.222	.222	.000
Career	32-4	5.4	0.9	0.1	.351	.364	.737
Career Highs	Pts: 23	3FG: 7	Reb: 4	Ass: 2	Stl: 1	Blk: 0	Min: 23

**JORDAN GERONIMO**


F • 6-9 • 225 • 5th Yr • Newark, NJ (St. Paul's School (N.H.)/Indiana)

	GP/GS	PPG	RPG	BPG	FG%	3FG%	FT%
2024-25	4-0	1.0	2.5	0.7	.400	.000	.000
Career	117-32	4.1	3.0	0.7	.491	.250	.576
Career Highs	Pts: 15	3FG: 2	Reb: 13	Ass: 3	Stl: 3	Blk: 5	Min: 36

**DERIK QUEEN**

C • 6-10 • 245 • Fr. • Baltimore, MD (Montverde Academy (Fla.))

	GP/GS	PPG	RPG	BPG	FG%	3FG%	FT%
2024-25	4-4	16.3	7.5	1.3	.581	.000	.750
Career	4-4	16.3	7.5	1.3	.581	.000	.750
Career Highs	Pts: 24	3FG: -	Reb: 20	Ass: 3	Stl: 2	Blk: 2	Min: 27

**LUKAS SOTELL**


G • 6-3 • 170 • So. • Stamford, CT (Monteverde School)

G • 6-1 • 193 • Sr. • Reisterstown, MD (Howard CC)

SO-TELL

**BEN MURPHY**

40

**QUICK FACTS**

Location:	College Park, Md.
Conference:	Big Ten
Enrollment:	40,709
Founded:	1856
Colors:	Red, White, Black, Gold
Nickname:	Terrapins, Terps
Arena (Capacity):	XFINITY Center (17,950)
President:	Dr. Darryll J. Pines (California '86)
Athletics Director:	Damon Evans (Georgia '92)
2023-24 Overall Record:	16-17
2023-24 Big Ten Record:	7-13 (12th)
2024 Big Ten Tournament Finish:	2nd Round
Postseason Finish:	---
First Year of Basketball:	1910-11

**Overall All-Time Record:**

1,668-1,140 (.594) / 106th Year

**NCAA Tournament Appearances/Last:**

30 / 2023

**National Championships:**

1 (2002)

**NCAA Final Fours:**

2 (2001, 2002)

**NCAA Elite Eights:**

4 (1973, 1975, 2001, 2002)

**NCAA Sweet 16:**

14

(1958, 1973, 1975, 1980, 1984, 1985, 1994,

1995, 1998, 1999, 2001, 2002, 2003, 2016)

**Conference Championships:**

11

Tournament (4) — 1931, 1958, 1984, 2004;

Regular Season (7) — T-1932, 1975, 1980,

T-1995, 2002, T-2010, T-2020)

**NOTABLES**

• 10 of Maryland's 11 returning scholarship players have career-highs of at least 15 points - only Braden Pierce who redshirted 2023-24 does not. Maryland leads the Big Ten with 10 players who have three-or-more career games scoring in double figures.

• Last year, Maryland led the Big Ten in scoring defense (65.9 ppg); first time to lead its conference in scoring defense since doing so in the ACC in 1973-74

• Finished year ranked 12th in defensive efficiency and 20th in effective field goal percentage

• Julian Reese reached 1,000 career points as the 61st Maryland player to do so (tied for 8th most among all NCAA teams)

• Head Coach Kevin Willard won 300th career game with 69-60 victory at UCLA; He is the fifth active Big Ten Coach to surpass 300 career victories

• In Willard's first two years, the Terps have produced eight All-Big Ten selections - the most for back-to-back years in nearly a decade

• Derik Queen is the 2nd highest recruit in program history and was a 5-star McDonald's All-American. Was Co-MVP of the McDonald's All-American Game - last Terp to earn that honor was Adrian Branch in 1981.

• Ja'Kobi Gillespie was the No. 31 ranked overall transfer from a pool of more than 1,000

• Rodney Rice and Selton Miguel each rated as four-star transfers

• Miguel also played over the summer for the Angolan National Team alongside fellow Terp Bruno Fernando in the FIBA Olympic Qualifying Tournament

• Terp alums Jahmir Young and Donta Scott each saw action in the 2024 NBA Summer League. Young played in five games for Denver and averaged 19.5 points in his final two games. Scott played in seven games for Golden State averaging 4.6 points, 3.6 rebounds, and 15.4 minutes.