

M 2023-24 MARYLAND WOMEN'S BASKETBALL

Game 18 | Maryland vs. Illinois | Jan. 20, 2024 | XFINITY Center

2023-24 SCHEDULE

NOVEMBER

Date	Day	Opponent	TV	Time/Result
6	Mon	HARVARD	B1G+	W, 98-75
12	Sun	at #6 South Carolina	ABC	L, 114-76
16	Thurs	at #8 Connecticut	FS1	L, 80-48
19	Sun	SYRACUSE	BTN	W, 83-81
23	Thurs	vs. #23 Washington State	FloHoops	L, 87-67
24	Fri	vs. Green Bay ¹	FloHoops	W, 68-59
25	Sat	vs. UMass ¹	FloHoops	W, 92-63
29	Wed	NIAGARA	B1G+	W, 114-44

DECEMBER

3	Sun	GEORGE MASON	B1G+	W, 86-77
10	Sun	NORTHWESTERN*	B1G+	W, 71-58
12	Tues	TOWSON	B1G+	W, 99-51
20	Wed	JAMES MADISON	B1G+	W, 78-55
31	Sun	at Nebraska*	BTN	L, 87-81

JANUARY

3	Wed	at Minnesota*	B1G+	W, 72-64
9	Tues	at Michigan State*	BTN	L, 74-69
14	Sun	PURDUE*	B1G+	W, 88-66
17	Wed	#18 OHIO STATE*	Peacock	L, 84-76
20	Sat	ILLINOIS*	B1G+	1 PM
24	Wed	at Michigan*	B1G+	7 PM
28	Sun	at Penn State*	B1G+	1 PM
31	Wed	#16 INDIANA*	Peacock	7 PM

FEBRUARY

3	Sat	#2 IOWA*	FOX	8 PM
6	Tues	at Rutgers*	BTN	8:30 PM
11	Sun	at Illinois*	FS1	3 PM
18	Sun	PENN STATE*	B1G+	1 PM
21	Wed	RUTGERS*	B1G+	7 PM
25	Sun	at #18 Ohio State*	BTN	2 PM
29	Thurs	WISCONSIN*	BTN	6 PM

MARCH

3	Sun	at #16 Indiana*	Peacock	3 PM
6-10		Big Ten Tournament (Minneapolis, Minn.)		
22-25		NCAA First and Second Rounds (TBA)		
29-1		NCAA Regionals (Albany, N.Y./Portland, Ore.)		

APRIL

5-7 NCAA Final Four (Cleveland, Ohio)

All Times EST; Home games at XFINITY Center in BOLD CAPS; 1-Cancun Challenge (Cancun, Mexico); * Indicates Big Ten Conference Game

MEDIA CONTACTS

Primary Contact: Rose DiPaula
Director of Strategic Communications
Email / Phone: rdiapaula@umd.edu / (c) 443-417-5266

Secondary Contact: Sarah Bailey Lakatos
Strategic Communications Assistant
Email / Phone: slakatos@umd.edu / (c) 860-422-5612

THE MATCHUP



MARYLAND TERRAPINS (11-6, 3-3 B1G)

Head Coach: Brenda Frese (Arizona '93)
Year at Maryland: 22nd / 25th Overall
Career Record: 631-183 (.775)
Record at UMD: 574-153 (.790)

Top Scorer: Sellers / 279 points / 16.4 ppg
Top Rebounder: Sellers / 103 rebounds / 6.1 rpg
Top Assists: Sellers / 91 assists / 5.4 apg
Top Steals: McDaniel / 34 steals / 2.0 spg

VS



ILLINOIS FIGHTING ILLINI (8-8, 2-4 B1G)

Head Coach: Shauna Green (Canisius '02)
Years at UI: 2nd / 10th Overall
Career Record: 186-92 (.669)
Record at UI: 30-17 (.638)

Top Scorer: Bryant / 234 points / 14.6 ppg
Top Rebounder: Bostic / 143 rebounds / 8.9 rpg
Top Assists: Bryant / 53 assists / 3.3 apg
Top Steals: Bryant / 24 steals / 1.5 spg

SERIES INFORMATION

Overall Record	Maryland leads, 14-0	Last Meeting	Maryland 73, Illinois 58 (3/3/23)
at XFINITY Center	6-0	Longest Maryland Win Streak	14
at Illinois	4-0	Longest Illinois Streak	-
Frese vs. Illinois	14-0	Largest Maryland Win	Maryland 103, Illinois 58 (2/17/21)
Current Streak	Maryland won 14	Largest UI Win	-

THE OPENING TIP

- ▶ Maryland has a strength of schedule of No. 2 in the country according to the Massey Ratings, No. 5 according to WarrenNolan.com and No. 8 according to RealTimeRPI.
- ▶ Bri McDaniel was named to the Big Ten Player of the Week Honor Roll Monday for her first career weekly honor. She averaged 22.5 points, 6.5 rebounds, 4.5 assists and 3.5 steals in two games last week and set career highs in scoring in back to back games.
- ▶ The Terrapins are No. 7 in the country and lead the Big Ten in free throws made per game (17.06).
- ▶ Maryland has four 1,000 point scorers (Brown-Turner - 1,442; Briggs - 1,321; Alexander - 1,314; Sellers - 1,012).
- ▶ Sellers is No. 5 in the country and No. 2 in the Big Ten in free throws made (93). Sellers' career free throw percentage of 81.9% is No. 2 in Maryland history behind just Kristi Toliver (.866).
- ▶ Brinae Alexander has made 110 three-pointers in her two years as a Terrapin, which is No. 17 in the Terps' career record book. She recently passed Chloe Bibby and Diamond Miller. She needs to make two to pass Marah Strickland at No. 16.
- ▶ Alexander's Maryland career three-point percentage is 43.0%, which is third in Maryland history, behind just Shatori Walker-Kimbrough (45.9%) and Katie Benzan (47.4%). Lavender Briggs' three-point percentage in her Maryland career is 38.2%, which is No. 11.
- ▶ Since joining the Big Ten in 2014-15, the Terrapins are 160-27 (.856) vs. their conference opponents, including their 20-4 record in the Big Ten Tournament.

FRESE FILE

- ▶ 2021 AP and ESPN National Coach of the Year Brenda Frese is in her 22nd season at the helm of the Terrapins' program. She owns a career record of 631-183 (.775) and a record at Maryland of 574-153 (.790). She is the winningest coach in Maryland basketball history.
- ▶ Frese has led the Terrapins to 19 NCAA Tournament appearances in her 21 postseasons so far. The Terrapins have advanced to 11 Sweet Sixteens, seven Elite Eights, three Final Fours and the 2006 NCAA Championship under her. Frese has led her Maryland squads to 13 conference titles. Frese's career winning percentage of 77.6 percent is No. 10 among Division I coaches all-time.

2023-24 MARYLAND WOMEN'S BASKETBALL

2006 NCAA Champions • 24 Conference Titles

1

2022-23 ROSTER

No.	Name	Pos.	Ht.	Wt.	Cl.	Hometown/High School (Prev.)	Instagram	Twitter
0	Shyanne Sellers	G	6-2	Jr.		Aurora, OH / Aurora	Shyanne.sellers	Shyannesellers3
2	Riley Nelson	G	6-1	Fr.		Clarksburg, MD / The Bullis School	_rileynelson	
3	Lavender Briggs	G	6-1	Gr.		Provo, UT / Provo (Florida)	lavbriggs	lavbriggs
5	Brinae Alexander	G/F	6-0	Sr.		Murfreesboro, TN / Riverdale (Vanderbilt)	bruhh_nae	BruhhNaeNae
11	Jakia Brown-Turner	G	6-0	Gr.		Oxon Hill, MD / Bishop McNamara	just.jakia	JustJakiaa
13	Faith Masonius	G/F	6-1	Gr.		Belmar, NJ / Manasquan	faithmasonius	faithmasonius13
14	Allie Kubek	F	6-2	R-Jr.		Elkton, MD / Sanford School (Towson)	alliekubek	alliekubek
15	Zen Nuako	G	5-6	Fr.		Bowie, MD / Plano Senior (TX)	iamzen.n	NuakoZen
20	Hawa Doumbouya	C	6-7	Fr.		Bronx, NY / Our Lady of Mount Carmel (MD)	iamhawad	hawad00
21	Emma Chardon	F	6-2	R-So.		Geneva, Switzerland / CEC André Chavanne	emmaachardon	
24	Bri McDaniel	G	5-10	So.		Chicago, IL / Kenwood Academy	bri.doll23x	bri_doll23
30	Mary Sareen	G	5-8	Fr.		Wayne, PA / Radnor	marysareen	
33	Summer Bostock	G	6-1	Fr.		Toronto, Ontario / Kings Christian College	summerbostock	BostockSummer
34	Emily Fisher	G	6-0	Fr.		Libertyville, IL / Libertyville	emily_fisherr34	Emily_fisher3

Head Coach: Brenda Frese (22nd year at Maryland / 25th overall)

Associate Head Coach: Karen Blair

Assistant Coach/Defensive Specialist: Kaitlynn Fratz

Assistant Coach/Recruiting Coordinator: Lindsey Spann

Director of Scouting/Assistant Coach: Jessica Imhof

Director of Recruiting/Assistant Coach: Noelle Cobb

Director of Basketball Operations: Ryland Adkins

Director of Player Personnel: Brionna Jones

Director of Video: Joe Glowacki

Associate Director of Basketball Performance: Kelsey Wolfe

Associate Athletic Trainer: Melissa Chepulis

PRONUNCIATIONS

Brinae Alexander	brinn-AYE
Jakia Brown-Turner	ja-KEE-yah
Faith Masonius	ma-SOWN-us
Allie Kubek	KOO-beck
Zen Nuako	new-WAY-ko
Emma Chardon	shar-DOHN
Hawa Doumbouya	ha-WAH doom-BOY-yah
Summer Bostock	BOSS-stock
Brenda Frese	FREEZE
Kaitlynn Fratz	FRAHT-z

QUICK FACTS

Location	College Park, Md.
Conference	Big Ten
Enrollment	40,709
Founded	1856
Colors	Red, White, Black, Gold
Nickname	Terrapins, Terps
Arena (Capacity)	XFINITY Center (17,950)
President	Dr. Darryll J. Pines (California '86)
Athletics Director	Damon Evans (Georgia '92)
2022-23 Overall Record	28-7
2022-23 Big Ten Record	15-3 (T2nd)
2023 Big Ten Tournament Finish	Semifinals
Postseason Finish	NCAA Elite Eight

First Year of Basketball:	1971-72 (52nd season)
Overall All-Time Record:	1,117-456 (.710)
NCAA Tournament Appearances/Last:	30 / 2023
National Championships:	1 (2006)
Final Fours:	5 NCAA - 1982, 1989, 2006, 2014, 2015; 1 AIAW - 1978
Elite Eights:	11 NCAA - 1982, 1988, 1989, 1992, 2006, 2008, 2009, 2012, 2014, 2015, 2023; 4 AIAW - 1978, 1979, 1980, 1981
Sweet Sixteens:	16 NCAA - 1982, 1983, 1988, 1989, 1992, 2006, 2008, 2009, 2012, 2013, 2014, 2015, 2017, 2021, 2022, 2023; 4 AIAW - 1978, 1979, 1980, 1981
Conference Tournament Championships:	15 (1978, 1979, 1981, 1982, 1983, 1986, 1988, 1989, 2009, 2012, 2015, 2016, 2017, 2020, 2021)
Conference Reg. Season Championships:	9 (1979, 1989, 2009, 2015, 2016, 2017, 2019, 2020, 2021)
<i>Played in the ACC from 1978-2014; Big Ten from 2015-pres.</i>	

SERIES HISTORY

The Series

- Saturday's matchup is the 15th all-time between Maryland and Illinois.
- Maryland owns the series, 14-0.
- The Terrapins won both matchups last year - 82-71 in College Park on Feb. 12, 2023 and 73-58 in the Big Ten Quarterfinals on March 3, 2023.
- Brenda Frese is 14-0 vs. the Illini in her career.

Last 5 vs. Illinois

Maryland leads, 14-0

3/3/23	N	W	73-58
2/12/23	H	W	82-71
2/17/21	H	W	103-58
1/23/20	A	W	79-60
3/2/19	H	W	71-62

Series vs. Illinois

Overall:	Maryland leads, 14-0
Frese vs. ILL (at MD):	14-0 (12-0)
First Meeting:	MD 73, ILL 62 (11/26/82)
Last Meeting:	MD 72, ILL 53 (3/3/23)
Series Record in College Park:	6-0
XFINITY Center:	6-0
Series Record at ILL:	4-0
Series Record at State Farm Arena:	4-0
Series Record at Neutral Sites:	4-0
Current Series Streak:	Maryland 14-0
Longest Maryland wins streak:	14
Longest ILL win streak:	-
Most Maryland points:	103 (2/17/21)
Most ILL points:	71 (2/12/23)
Fewest Maryland points:	71 (3/2/19)
Fewest ILL points:	49 (1/26/17)

Stats Comparison

Maryland		Illinois
80.4	Scoring Offense	74.7
71.7	Scoring Defense	63.0
+8.6	Scoring Margin	+11.7
.444	Field Goal %	.456
.394	FG% Defense	.403
.340	3-point FG%	.319
.277	3-point FG% Defense	.285
.784	Free Throw %	.758
40.6	Rebound Avg.	36.6
38.0	Rebounds Against Avg.	33.3
+2.6	Rebound Margin	+3.4
16.8	Assists/Game	14.3
15.5	Turnovers/Game	11.3
17.2	Turnovers Forced/Game	15.4
+1.8	Turnover Margin	+4.1
2.5	Blocked Shots/Game	3.3
8.5	Steals/Game	6.8

53 SEASONS

- ▶ Maryland women's basketball is entering its 53rd season and owns a record of 1,117-456 (.710). The Terrapins are No. 11 all-time in NCAA Division I history in winning percentage and No. 9 in all-time victories.

ACCOLADES

- ▶ Junior Shyanne Sellers was named to the 10-player Preseason All-Big Ten Team to start the year. She was named to the All-Big Ten First Team by the league's media panel last year and to the Second Team by the head coaches.
- ▶ Sellers is one of 20 top players in the country on the Nancy Lieberman Award Watch List, an honor by the Basketball Hall of Fame recognizing the top point guard in women's NCAA Division I basketball.
- ▶ Sellers was also named to the Wooden Award Preseason Top 50 Watch List.
- ▶ Graduate Jakia Brown-Turner was named to the Cheryl Miller Award Watch List for the nation's top small forward.

STARTING POINT

- ▶ The Terps opened the season at No. 14 in the preseason AP poll and No. 11 in the USA Today Coaches preseason poll.
- ▶ Maryland was picked to finish fourth in the Big Ten by both the league's head coaches and media panel. Both groups picked Iowa to win the conference. The coaches selected Ohio State to finish second and Indiana to finish third with Illinois rounding out the top five. The media panel selected Indiana to finish second, Ohio State third and Michigan fifth.

NEW FACES

- ▶ Two-time National Coach of the Year Brenda Frese brings in seven new players this season, including AP All-American honoree Jakia Brown-Turner (NC State).
- ▶ Last fall, Frese also signed four top recruits in Summer Bostock, Hawa Doumbouya, Emily Fisher and Riley Nelson. This fall, Frese welcomed to walk-ons in Mary Sareen and Zen Nuako.

PRO TERP RETURNS

- ▶ Frese welcomed Maryland women's basketball alumna Brionna Jones to her staff as the Director of Player Personnel for the 2023-24 season.
- Jones, a 2017 graduate of Maryland, currently plays in the WNBA for the Connecticut Sun. She suffered a ruptured achilles tendon this past June. Prior to the injury, she averaged a career-best 15.9 points, 8.2 rebounds, 2.4 assists and 1.9 steals per game. A two-time WNBA All Star, Jones was named the WNBA Sixth Player of the Year in 2022 and the WNBA Most Improved Player in 2021.

- Jones played for the Terrapins from 2013-2017, helping the Terps to back-to-back Final Fours in 2014 and 2015. She was also a key factor in helping Maryland win three straight Big Ten regular season and tournament titles in its first three years in the league.

FRESE FILE

- ▶ 2021 AP and ESPN National Coach of the Year Brenda Frese is in her 22nd season at the helm of the Terrapins' program. She owns a career record of 631-183 (.775) and a record at Maryland of 574-153 (.790). She is the winningest coach in Maryland basketball history.
- ▶ Frese has led the Terrapins to 18 NCAA Tournament appearances in her 21 postseasons so far. The Terrapins have advanced to 11 Sweet Sixteens, seven Elite Eights, three Final Fours and the 2006 NCAA Championship under her. Frese has led her Maryland squads to 13 conference titles.
- ▶ Frese's career win percentage of 77.6% is No. 10 among Division I coaches all-time.

NOTABLES, MILESTONES, STREAKS AND MORE

- ▶ Terrapins nearing milestone marks
 - Alexander - 410 career rebounds
 - Briggs - 99 career steals
 - Brown-Turner - 1,442 career points
 - Kubek - 807 career points
 - Kubek - 424 career rebounds
- ▶ Maryland has four 1,000 point scorers (Brown-Turner - 1,442; Briggs - 1,321; Alexander - 1,314; Sellers - 1,012).
- ▶ Over the last six seasons, the Terps are 90-6 when they score 80 points or more.
- ▶ The Terrapins have won 61 straight games when they are leading with 5:00 to play.
- ▶ Frese earned her 600th career win with a 77-74 win at Purdue on Dec. 8, 2022.
- ▶ Frese became the winningest coach in Maryland basketball history with a 95-73 win at Nebraska on Feb. 14, 2021. With the win, she picked up win No. 500 at Maryland, which put her ahead of former head coach Chris Weller on the all-time wins list.

TERPS VS. RANKED TEAMS VS. FRESE

- ▶ Since Brenda Frese took over in 2002-03, Maryland has 94 wins over Associated Press top 25 teams, including 11 in the 2014-15 season, which set a new school record.
- The Terps were 9-5 vs. ranked teams last year.
- The Terrapins are 94-78 against ranked teams over the last 22 years, all under Frese. Twenty-seven of those wins were on the road and 22 were at neutral sites.
- Under Frese, Maryland has 30 wins over AP top 10 teams, most recently a 76-59 win over No. 10 Notre Dame on March 25, 2023.
- Maryland has five wins over No. 1 teams in its

TERRAPIN TEAM NOTES (CONT.)

history, including two in Frese's time. The Terrapins beat No. 1 North Carolina twice in the 2005-06 season.

TERPS IN THE BIG

- ▶ The Terps are 202-57 (.780) all-time against their Big Ten opponents.
- Since joining the Big Ten in 2014-15, the Terrapins are 160-27 (.856) vs. their conference opponents, including their 20-4 record in the Big Ten Tournament.
- In the 22 years under Frese, the Terps are 171-31 (.847) against their Big Ten opponents.
- Frese is 185-36 (.837) all-time vs. Big Ten opponents, which includes her time at Minnesota and at Ball State.
- Since joining the league in 2014, Maryland is 74-7 (.914) against Big Ten teams at home.
- With their 70-57 win at Ohio State's Value City Arena on Jan. 24, 2019, the Terrapins have won in every Big Ten arena since joining the league in the 2014-15 season.
- Since their first year in the Big Ten, the Terps are 123-4 (.969) when holding their league opponents to 70 points or less. The Terrapins are also 142-11 (.928) when they score 70 points or more.
- In her one season at Minnesota, Frese led the Gophers to a record of 22-8 overall, 11-5 in Big Ten play and an NCAA Tournament berth. She was named AP National Coach of the Year in April 2002.

HOME SWEET HOME

- ▶ Maryland has been a dominant home team, especially

over the last decade.

- The Terps are 603-140 (.812) all time in College Park, dating back to the inaugural 1971-72 season.
- Maryland is 309-45 (.873) at home under Brenda Frese, whose first season in College Park was the inaugural season of XFINITY Center. That is among the top 10 toughest places to play in the country.
- The Terrapins are 172-12 (.935) all-time in non-conference games in XFINITY Center.
- The Terps won 48 straight home games starting Nov. 9, 2007 with a 76-52 season-opening win over Princeton. The streak ended on Jan. 21, 2010 with an 80-77 loss to Miami.

OVERTIME IS OUR TIME

- ▶ The phrase, "Overtime is our time!" became one of the catch phrases from the Terps' 2006 NCAA title run. That 2005-06 team went 6-0 in overtime games and won the national title in extra time vs. Duke.
- ▶ Prior to their Jan. 2, 2022 overtime game at No. 8 Indiana, the Terps had the longest active streak in the country without an overtime game at 287 straight games. Their last overtime game was a 92-81 win over Wake Forest in the ACC Tournament Quarterfinals on March 8, 2013.
- ▶ Maryland is 15-3 (.833) in overtime games in Frese's 22 years.
- ▶ In the 2007-08 season, Frese was not on the sidelines for two of the Terps' overtime games. She missed a 97-86 double overtime loss at North Carolina on Jan. 26, 2008 and a 74-71 win at Virginia Tech on Feb. 4, 2008, due to her pregnancy with her sons.

TERPS AND OPPONENTS IN THE POLLS

Maryland – AP High/Low: 14/--

Associated Press

SCHOOL	ps	N13	N20	N27	D4	D11	D18	D25	J1	J8	J15
Connecticut	2	8	6	11	17	17	17	15	12	13	9
Green Bay	--	--	--	RV	RV	RV	RV	RV	--	--	--
Illinois	23	RV	RV	--	--	--	--	--	--	--	--
Indiana	9	18	21	17	16	15	16	16	14	14	16
Iowa	3	2	5	4	4	4	4	4	4	3	2
MARYLAND	14	20	RV	RV	--	--	--	--	--	RV	--
Michigan	--	--	RV	--	--	--	--	--	RV	--	--
Michigan State	--	--	--	--	RV	RV	RV	RV	RV	RV	RV
Minnesota	--	--	--	--	--	RV	RV	RV	--	--	--
Nebraska	RV	--	--	--	--	RV	RV	--	--	RV	--
Ohio State	7	13	15	16	12	12	13	17	20	17	18
Penn State	--	--	--	RV	25	RV	--	RV	--	--	--
South Carolina	6	1	1	1	1	1	1	1	1	1	1
Syracuse	--	--	--	--	--	RV	--	RV	RV	RV	RV
Washington State	24	24	23	RV	21	RV	RV	RV	--	--	--

USA Today Coaches

SCHOOL	ps	N14	N21	N28	D5	D12	D19	D26	J2	J9	J16
Connecticut	3	8	7	12	17	18	17	17	15	14	10
Green Bay	--	--	--	RV	RV	RV	RV	--	--	RV	RV
Indiana	9	17	19	17	15	15	15	15	14	13	16
Illinois	RV	--	--	--	--	--	--	--	--	--	--
Iowa	3	2	6	4	3	3	3	3	3	3	2
MARYLAND	11	19	24	RV	RV	RV	RV	RV	--	RV	RV
Michigan	25	RV	RV	RV	25	RV	RV	RV	RV	RV	--
Michigan State	--	--	--	--	--	--	--	--	--	RV	RV
Nebraska	RV	--	--	--	--	--	--	--	--	--	--
Ohio State	6	10	12	13	11	11	13	13	18	16	15
South Carolina	4	1	1	1	1	1	1	1	1	1	1
Syracuse	--	--	--	RV	RV	RV	RV	RV	RV	RV	25
Washington State	--	RV	25	RV	22	RV	--	--	--	--	--

BOLD are rankings at game time vs. Maryland

ASSOCIATED PRESS POLL

JAN. 15, 2024

RK	School	Votes	Last
1	South Carolina (15-0)	900 (36)	1
2	Iowa* (17-1)	843	3
3	Colorado (15-1)	814	5
4	NC State (15-1)	777	6
5	UCLA (14-1)	750	2
6	USC (13-1)	744	9
7	Kansas State (17-1)	692	12
8	Stanford (15-2)	608	8
9	UConn (14-3)	597	13
10	LSU (16-2)	537	7
11	Texas (16-2)	515	10
12	Baylor (14-2)	492	4
13	Louisville (15-2)	460	15
14	Virginia Tech (13-3)	419	11
15	Florida State (14-4)	365	21
16	Indiana* (14-2)	351	14
17	Gonzaga (16-2)	345	16
18	Ohio State* (13-3)	336	17
19	Notre Dame (12-3)	301	18
20	Utah (12-5)	187	19
21	Creighton (13-3)	144	22
22	Marquette (15-2)	129	3
23	North Carolina (12-5)	106	20
24	Iowa State (12-4)	80	RV
25	UNLV (14-1)	69	25

Oregon State 59, West Virginia 29, Syracuse 25, Vanderbilt 8, Princeton 7, Auburn 5, Fairfield 4, Michigan State* 2

*Big Ten opponent • Italics are Terps' 2023-24 opponents

USA TODAY COACHES POLL

JAN. 16, 2024

RK	School	Votes	Last
1	South Carolina (16-0)	800 (32)	1
2	Iowa* (17-1)	763	3
3	Colorado (15-1)	726	5
4	USC (13-1)	692	6
5	NC State (14-1)	656	9
	UCLA (15-1)	656	2
7	Kansas State (17-1)	591	12
8	Stanford (15-2)	549	8
9	LSU (16-2)	516	4
10	UConn (14-3)	511	14
11	Texas (16-2)	449	10
12	Louisville (15-2)	444	15
13	Baylor (14-2)	406	7
14	Virginia Tech (13-3)	368	11
15	Ohio State* (13-3)	343	16
16	Indiana* (14-2)	341	13
17	Gonzaga (16-2)	308	17
18	Florida State (14-4)	272	20
19	Notre Dame (12-3)	231	19
20	Utah (12-5)	187	18
21	Creighton (13-3)	159	21
22	Marquette (15-2)	135	23
23	UNLV (14-1)	83	25
24	North Carolina (12-5)	57	22
25	Syracuse (14-2)	47	RV

Oregon State 26, Iowa State 22, Princeton 20, Vanderbilt 16, West Virginia 8, Miami 7, Green Bay 4, MARYLAND* 4, Michigan State* 3

*Big Ten opponent • Italics are Terps' 2023-24 opponents

TERPS IN THE PROS

- ▶ Twenty Terrapins have been drafted since the start of the WNBA in 1997, including 16 under Brenda Frese.
 - Nine of Frese's players have been drafted in the top 10, including: Crystal Langhorne (2008, 6th overall), Laura Harper (2008, 10th overall), Marissa Coleman (2009, 2nd overall), Kristi Toliver (2009, 3rd overall), Tianna Hawkins (2013, 6th overall), Alyssa Thomas (2014, 4th overall), Shatori Walker-Kimbrough (2017, 6th overall), Brionna Jones (2017, 8th overall) and Diamond Miller (2023, 2nd overall).
- ▶ Four former Terrapins have won WNBA Championships - Crystal Langhorne (Storm, 2018), Kristi Toliver (Sparks, 2016; Mystics, 2019), Shatori Walker-Kimbrough (Mystics, 2019) and Tianna Hawkins (Mystics, 2019).
- ▶ Maryland had five alums in the 2019 Finals as the Connecticut Sun played the Washington Mystics. Alyssa Thomas, Brionna Jones and the Sun took on Toliver, Walker-Kimbrough and Hawkins on the Mystics. Five alums was more than any other school.
- ▶ Four Terps played in the 2018 WNBA Finals - Walker-Kimbrough, Toliver, Hawkins and Langhorne. Four alums in the Finals was more than any other school.
- ▶ Five former Terps have been named WNBA All-Stars - Vicky Bullett (1999), Crystal Langhorne (2011, 2013), Kristi Toliver (2013), Marissa Coleman (2015) and Alyssa Thomas (2017, 2019, 2022, 2023) and Brionna Jones (2021, 2022).
- ▶ Miller was named to the WNBA All-Rookie Team in 2023. Walker-Kimbrough made the team in 2017. Thomas made the squad in 2014.
- ▶ Brionna Jones was named the WNBA's Most Improved Player in 2021 and Sixth Player of the Year in 2022.
- ▶ In 2022, Alyssa Thomas was named to the All-WNBA Second Team and was named the WNBA Comeback Player of the Year after returning from an achilles injury. She was named to the First Team in 2023.

TERPS IN THE CLASSROOM

- ▶ The Terrapins have a 100 percent graduation rate in the 22 years under Brenda Frese.

FRESE FOR THE WIN

- ▶ Head coach Brenda Frese's current career winning percentage is .776, which is the highest career percentage of all Big Ten head men's and women's basketball head coaches in their Division I careers.
- ▶ At the start of the 2023-24 season, here are some notable coaches' career records
 - Brenda Frese - 620-177 (.778)
 - Mike Krzyzewski - 1,202-368 (.766)
 - Tom Izzo (Mich. State)- 686-278 (.712)
 - Phil Jackson (NBA) 1,155-485 (.704)
 - Bill Belichick (Patriots) - 330-170 (.660)

TERPS AT THE NEXT LEVEL

- ▶ Eleven of Brenda Frese's former staff members, players and interns have gone on to work in the NBA.
 - David Adkins (Maryland assistant): Current LA Clippers G-League Assistant
 - Katie Benzan (Maryland player): Current Utah Jazz Basketball Operations Generalist
 - Becky Bonner (Maryland staff member): Current Orlando Magic Director of Player Development & Basketball Operations
 - Winston Gandy (Maryland scout team player/staff member): Former Wizards Player Development Staff
 - Terry Nooner (Maryland assistant): Former Cleveland Cavaliers Assistant Coach
 - Adam Petway (Maryland performance staff): Former Wizards Basketball Performance Staff
 - Ryan Richman (Maryland scout team player/staff member): Current Washington Wizards Assistant Coach
 - Kristi Toliver (Maryland player): Current Dallas Mavericks Assistant Coach

FEAR THE TURTLE!

- ▶ Maryland's bid to the 2023 NCAA Tournament marked its 19th straight postseason berth. Eighteen of those 19 were NCAA Tournament bids.
- ▶ The Terps have averaged 28.5 wins per season the last 17 years, and have 19 consecutive 20-win seasons from 2004-2022.
- ▶ Frese has led the Terps to seven 30-win seasons. 2005-06 marked the first 30-win season for the program, as the Terrapins went 34-4 and won the 2006 NCAA title. The Terps won 30 games in 2007-08 when they went 33-4 and in 2008-09 when they went 31-5. In 2012-13, the Terps notched the program's fourth 30-win season with their record of 31-5. Maryland posted three straight 30-win seasons in 2014-15, 2015-16 and 2016-17.
- ▶ Maryland earned a No. 1 seed in the NCAA Tournament in 2008, 2009 and 2015 and a No. 2 seed in 2006, 2007, 2012, 2021, 2023.

B1G STANDINGS (JAN 18)

Team	B1G	Overall	Streak
1. Iowa	7-0 (.1000)	18-1 (.944)	W15
2. Indiana	6-1 (.833)	15-2 (.882)	W1
3. Ohio State	5-1 (.833)	14-3 (.824)	W4
4. Nebraska	5-2 (.714)	13-5 (.722)	W1
5. Michigan State	3-3 (.500)	13-4 (.765)	W1
Minnesota	3-3 (.500)	12-6 (.667)	L1
Michigan	3-3 (.500)	12-6 (.667)	L1
MARYLAND	3-3 (.500)	11-6 (.647)	L1
9. Penn State	2-3 (.400)	11-5 (.688)	W1
Purdue	2-3 (.400)	9-7 (.562)	L2
11. Illinois	2-4 (.333)	8-8 (.500)	W2
12. Northwestern	2-5 (.286)	7-11 (.389)	L2
13. Wisconsin	1-6 (.143)	8-9 (.471)	L3
14. Rutgers	0-7 (.000)	6-14 (.300)	L9

HEAD COACH BRENDA FRESE

Arizona '93 • 22nd Year at Maryland, 25th as a Head Coach

Few coaches across any sport can claim the level of consistency and standard of excellence as Brenda Frese can in her 22 years at Maryland. Two-time National Coach of the Year, Frese's high work rate and positive attitude has resulted in 17 top-15 recruiting classes, three Final Fours, 14 conference titles and a National Championship in 2006. Frese has balanced that strong work ethic with a fun and family-friendly environment, also becoming a wife and a mother of twin boys, giving birth to them in the midst of one of the most successful seasons in the program's history. With the birth of her twins in February of 2008, she becomes one of only seven coaches to win a national championship and be a parent.

Since her first season at the helm when the team won just 10 games, Frese has guided Maryland to a National Championship in 2006, 20 winning seasons, 19-straight 20-win seasons, seven 30-win campaigns and 18 bids to the NCAA Tournament. In 2021, she signed an extension through at least the 2026-27 season. With rollover years, she can be on the Maryland sidelines through 2028.

Former Athletics Director Deborah A. Yow courted the 2002 AP National Coach of the Year because of Frese's reputation for making amazing turnarounds and her relentless work ethic in recruiting. Described as dynamic, overachieving, determined and enthusiastic, the 53-year old coach is one of college basketball's stars. Standing atop the podium in Boston in 2006, Frese became the fifth-youngest coach (age 35) in NCAA history to win a national title and only the ninth to win in her first trip to the Final Four.

Despite claiming eight ACC Tournament titles prior to her arrival, Maryland advanced to new heights when Frese stepped on the scene. In her second season, she led the Terrapins to a tie for third place in the ACC standings - its highest finish since 1996-97. She's led Maryland to 17 top-four league finishes in her 21 years, including the last 11



straight. Her Maryland squads have posted a 563-147 (.793) mark in 22 years, advancing to at least the second round of the tournament in 19 of the last 21 years, including 11 Sweet Sixteens, seven Elite Eights and three Final Fours.

On Feb. 14, 2021, Frese won her 500th game at Maryland, making her the winningest coach in Maryland

HEAD COACHING RECORD

Season	School	Overall	Pct.	Conf.	Pct.	Finish	Conf. Tournament	Postseason
1999-00	Ball State	16-13	.552	8-8	.500		Quarterfinals	
2000-01	Ball State	19-9	.679	11-5	.688		First Round	
2001-02	Minnesota	22-8	.733	11-5	.688	T-2nd	Quarterfinals	NCAA Second Round
2002-03	Maryland	10-18	.357	4-12	.250		First Round	
2003-04	Maryland	18-13	.581	8-8	.500		Semifinals	NCAA Second Round
2004-05	Maryland	22-10	.688	7-7	.500		Semifinals	NCAA Second Round
2005-06	Maryland	34-4	.895	12-2	.857		Finals	NCAA CHAMPIONS
2006-07	Maryland	28-6	.824	10-4	.714		Quarterfinals	NCAA Second Round
2007-08	Maryland	33-4	.892	13-1	.929		Semifinals	NCAA Elite Eight
2008-09	Maryland	31-5	.861	12-2	.857	1st	ACC Champions	NCAA Elite Eight
2009-10	Maryland	21-13	.618	5-9	.357		Quarterfinals	WNIT Third Round
2010-11	Maryland	24-8	.750	9-5	.643		Quarterfinals	NCAA Second Round
2011-12	Maryland	31-5	.861	12-4	.750		ACC Champions	NCAA Elite Eight
2012-13	Maryland	26-8	.765	14-4	.778		Semifinals	NCAA Sweet Sixteen
2013-14	Maryland	28-7	.800	12-4	.750		Quarterfinals	NCAA Final Four
2014-15	Maryland	34-3	.919	18-0	1.000	1st	Big Ten Champions	NCAA Final Four
2015-16	Maryland	31-4	.886	16-2	.889	1st	Big Ten Champions	NCAA Second Round
2016-17	Maryland	32-3	.914	15-1	.938	T-1st	Big Ten Champions	NCAA Sweet Sixteen
2017-18	Maryland	26-8	.765	12-4	.750	2nd	Finals	NCAA Second Round
2018-19	Maryland	29-5	.853	15-3	.833	1st	Finals	NCAA Second Round
2019-20	Maryland	28-4	.875	16-2	.889	T-1st	Big Ten Champions	Canceled, COVID-19
2020-21	Maryland	26-3	.897	17-1	.944	1st	Big Ten Champions	NCAA Sweet Sixteen
2021-22	Maryland	23-8	.742	13-4	.765	T-4th	Quarterfinals	NCAA Sweet Sixteen
2022-23	Maryland	28-7	.800	15-3	.823	T-2nd	Semifinals	NCAA Elite Eight
2023-24	Maryland	11-6	.647	3-3	.500			
Total		574-153	.790	258-85	.752			18 NCAA Appearances (41-17)
Career Total		631-183	.775	288-103	.737			19 NCAA Appearances (42-18)

THE FRESE FILE

Full Name	Brenda Sue Frese
Date of Birth	April 30, 1970
Hometown	Cedar Rapids, Iowa
Alma Mater	Arizona '93 (B.A., Communications)
	Kent State '95 (M.A. Athletic Administration)
Family	Husband, Mark Thomas
	Sons Markus Thomas and Tyler Thomas

WINNINGEST DIVISION I COACHES ALL-TIME

1. *Geno Auriemma (UConn 86-pres.)	1,195-159 (.883)
2. Leon Barmore (Louisiana Tech 83-02)	576-87 (.869)
3. *Kim Mulkey (Baylor 01-21, LSU pres.)	708-114 (.861)
4. Pat Summitt (Tennessee 1975-12)	1,098-208 (.841)
5. *Karl Smesko (Walsh 1998, Fort Wayne 2000-01, FGCU 2003-pres.)	656-136 (.828)
6. *Tara Vanderveer (Idaho 79-80, Ohio State 81-85, Stanford 86-95, 97-pr)	1,201-267 (.818)
7. *Lisa Fortier (Gonzaga 15-pres)	249-61 (.803)
8. *Jeff Walz (Louisville 2008-pres.)	455-127 (.782)
9. Bill Sheahan (Mt. St. Mary's 82-98)	372-104 (.782)
10. *BRENDA FRESE (Ball St. 00-01, Minnesota 02, Maryland 03-pres)	631-183 (.775)
11. *Wes Moore (Maryville 88-93, Francis Marion 96-98, Chattanooga 99-14, NC State 2014-pres)	815-251 (.765)
12. Muffet McGraw (Lehigh 83-87, Notre Dame 88-20)	936-293 (.762)
13. *Dawn Staley (Temple 2001-08, South Carolina 2008-pres)	590-186 (.760)

FRESE COACHING TREE

Tina Langley (HC at Washington)	Asst at MD
Jeff Walz (HC at Louisville)	Asst at MINN, MD
Joanna Bernabei-McNamee (HC at BC)	Asst at MINN, MD
Laura Harper (HC at Towson)	Player at MD
Terry Nooner (HC at Wichita State)	Asst at MD
Stephanie Stevens (HC at Gallaudet)	Staff at MD
Ryan Richman (AC for Wizards)	Intern at MD
Kristi Toliver (AC at Mavericks)	Player at MD
David Adkins (Player Develop. at Portland)	Asst at MD
Katie Benzan (Ops at Jazz)	Player at MD
Rhet Wierzbica (AHC at Indiana)	DOBO at MD
Winston Gandy (AC at SC)	Staff at MD
Billy Fennelly (AC at Iowa State)	Staff at MD
Anjalé Barrett (AC at Monmouth)	Player/Staff at MD
Sean Ehlbeck (AC at BC)	Staff at MD
Tori Jankoska (AC at Virginia)	Staff at MD
Shay Robinson (AC at Louisville)	Asst at MD
Marsha Frese (AC at Loyola Chicago)	Asst at MD
Kaili McLaren (AC at UCSB)	Staff at MD
Mike Bowden (AC at UMKC MBB)	Staff at MD
Jade Perry (AC at Albright)	Player at MD
Quincy Cunningham (AC at PFW)	Intern at MD
Ieshia Small (AC at Apprentice School)	Player at MD
Christie Marrone (AC at Caldwell)	Player at MD
Joe Glowacki (Staff at Maryland)	Staff at MD
Libby Ellis (Associate AD at Maryland)	DOBO at MD
Ryland Adkins (DOBO at Maryland)	Staff at MD
Kyle Tarp (Maryland MBB Performance)	Staff at MD
Keith Pough (ECU Performance)	Staff at MD
Kristina Bayton (Staff at VCU)	Intern at MD
Sydney Durrh (Video at Georgia Tech/Atlanta Dream)	Intern at MD

2023-24 COACHING STAFF

basketball history. She surpassed former women's basketball head coach and Hall of Famer Chris Weller, who retired with 499 wins for the Terrapins.

After joining the Big Ten in 2014, Frese's Terrapins have had historical success in the league. Her Terrapins teams have earned a record of 141-20 (.876) in conference play, including their 19-3 record in the Big Ten Tournament. Frese and the Terps have won six of seven Big Ten Championships, five Big Ten Tournament titles and made a record seven straight appearances in the Big Ten Championship game.

Frese and her staff led the Terrapins to an unprecedented level of success in their first year in the Big Ten in 2015. After losing five seniors, including three starters and a three-time All-American, Maryland led the league in scoring with 80.2 points per game, en route to a perfect 18-0 conference record in a new league and a 24-game win streak over three months. The Terrapins were the first team to go undefeated in conference play since Purdue went 16-0 in 1998-99 and Ohio State went 18-0 in 1984-85. The Terps were the first Maryland team, men's or women's, to stay perfect in conference play. Frese was named Big Ten Coach of the Year for the second time in her career.

After losing five starters from the 2019-20 Big Ten Championship squad, Frese and her staff reloaded with five newcomers and the return of five sophomores. Frese's Terrapins did not miss a beat in 2020-21, earning a record of 26-3 overall, 17-1 in league play and winning the program's sixth Big Ten title in seven years. The Terrapins advanced to their ninth Sweet Sixteen under Frese. She was named Big Ten Coach of the Year and National Coach of the Year by the AP, The Athletic and ESPN.

Frese has built the team's success around recruiting, hard work and a positive atmosphere. The instant she arrived on campus, she determinedly worked the recruiting trails in an effort to reclaim the elite status Maryland once had in the 1980s. Success came quickly and early. Before she even coached a game in the newly-constructed XFINITY Center, she received commitments from a pair of high school All-Americans, including Shay Doron, who went on to become a three-time All-ACC pick and a Women's National Basketball Association (WNBA) Draft selection. In all, 23 McDonald's All-Americans have donned a Maryland uniform under Frese's reign.

Seventeen of Frese's recruiting classes have been ranked in the top-15, including 14 rated in the top-10 and eight in the top five. In 2016, she and her staff signed the program's first-ever No. 1 recruiting class for the 2016-17 season. The landmark signings of Crystal Langhorne, Laura Harper, Jade Perry and Ashleigh Newman were rated No. 2 in the country, while the class of Marissa Coleman and Kristi Toliver was ranked No. 4 - the core of the Terps' national championship team. Her 2010 batch of Terrapins included four high school All-Americans and a No. 2 national ranking. Frese and her staff's 2019 class was ranked No. 1 on signing day.

Frese's recruiting classes have lived up to their billing and her pupils have earned numerous accolades. The first Terp in 17 years to garner All-American nods in 2006, Langhorne was a three-time AP and United States Basketball Writers Association (USBWA) All-American, the program's first multiple All-American. She was selected a Women's Basketball Coaches Association (WBCA) All-American in 2007, the first in school history since 1989, and then again received the accolade in 2008. Most recently, Alyssa Thomas earned All-American nods from the WBCA, USBWA and First Team honors from the AP in 2012. Thomas was the first sophomore in school history to be named a WBCA All-American and First Team AP All-American and the first to be a three-time All-American.

Frese's players have also received numerous conference honors. Alyssa Thomas became just the second underclassman ever to be named ACC Player of the Year in March 2012. She is the first underclassman in league history to be named Player of the Year and Tournament MVP in the same season. Thomas was just the second player in league history to be named ACC Player of the Year in three straight years (2012, 2013, 2014). In her final season, Langhorne was selected the ACC's Player of the Year, the first Terp to win the

award in nearly 20 years. Toliver followed suit at the end of her senior year, winning the ACC's top-player honor in 2009. In 2005, Langhorne became the program's first ACC Rookie of the Year since 1991. Coleman followed in her footsteps by nabbing the honor during the Terps' championship campaign in 2006. Center Lynetta Kizer and Thomas made it four Terps in six years to be named the league's top freshman when they won in 2009 and 2011.

In all, Terps have received 60 All-Conference citations in Frese's 19 years, including a school-record six in 2020 when Kaila Charles, Taylor Mikesell, Blair Watson, Stephanie Jones, Ashley Owusu and Shakira Austin were honored. Twelve Terps have been First Team conference selections 20 times in Frese's tenure.

Numerous Terps have also garnered national recognition under Frese. Most recently, Ashley Owusu won the Ann Meyers Drysdale Award for the nation's top shooting guard in 2021, while also earning All-America honors from the AP and the USBWA.

Maryland has rewritten several records over the last 18 seasons. In 2014-15, the Terrapins went 18-0 in conference play in their first season in the Big Ten. They were just the third team in history to go undefeated in Big Ten play. They won 28-straight games from Dec. 3, 2014 through March 30, 2015 to set a new school record. In 2007-08, the Terps became the first team in NCAA history to have four active players with at least 1,000 points on the same roster. That year, school records were broken for most home wins (21), which is also believed to be an NCAA record. The team opened the 2006-07 campaign winning 18-straight games, setting the program record for best start to a season. Maryland ended the 2008-09 campaign having won a school-record 36-straight home games, thanks to undefeated home marks in two successive seasons, and 40-consecutive non-conference games at the XFINITY Center. In the 2009-10 season the Terrapins extended that streak to 48, a Maryland basketball record for either program.

In 2005-06, the team's 34 wins set a school record, shattering the previous mark of 29. The championship squad also set new standards for highest road winning percentage (.900), points (3,166), field goal attempts (2,363), 3-point field goals (216), 3-point attempts (540), free throws (690), free throw attempts (924), team free throw percentage (.747), rebounds (1,720) and blocked shots (195).

Under Frese, Maryland has been crowned an NCAA statistical champion 13 times. Most recently, Maryland led the nation in scoring (90.8 ppg) and assist/turnover ratio (1.69) and Katie Benzan led the country in three-point percentage (50.0). The Terrapins posted the nation's best rebounding margin in 2006 (+11.9), 2007 (+14.3) and 2016 (+15.1) and second-best in 2012 (+12.9) and 2013 (+13.7). In 2016, Jones led the country with her field goal percentage of 66.5 percent and Walker-Kimbrough led the NCAA, and set a Big Ten record, with her three-point field goal percentage of 54.5 percent. In 2017, Jones once again led the country with her field goal percentage of 69.0%. Also in 2006, the Terps shot 40.0 percent from 3-point range, tops in the country, while winning the most games of any team that year (34). In 2007, the team's 18.3 assists-per-game average was the best in the country, it owned the best shooting accuracy at 49.5 percent in 2008 and, in 2009, it once again claimed the top 3-point shooting mark in the nation (40.1 percent).

Maryland has been one of the most prolific scoring teams in the NCAA over the last decade, ranking No. 2 in scoring average in 2006, 2007 and 2008 and No. 3 in 2009. The Terrapins were third in the country in field goal percentage (.471) in 2013. In 2016, the Terrapins were No. 2 in the country in field goal percentage (49.6%) and No. 5 in scoring (83.2). In 2017, the Terrapins were No. 2 in the nation in rebounding

CAREER HIGHLIGHTS

- ESPN National Coach of the Year (2021)
- AP National Coach of the Year (2002, 2021)
- Nell and John Wooden Excellence in Coaching Award (2021)
- WBCA Regional Coach of the Year (2012, 2013, 2015, 2016, 2017, 2018, 2021)
- Big Ten Coach of the Year (2002, 2015, 2019, 2021)
- ACC Coach of the Year (Coaches, 2013)
- Mid-American Conference Coach of the Year (2000)
- NCAA Champions (2006)
- Conference Regular Season Titles (2009, 2015, 2016, 2017, 2019, 2020, 2021)
- Conference Tournament Titles (2009, 2012, 2015, 2016, 2017, 2020, 2021)
- Three Final Fours (2006, 2014, 2015)
- Seven NCAA Elite Eights (2006, 2008, 2009, 2012, 2014, 2015, 2023)
- 11 Sweet Sixteens (2006, 2008, 2009, 2012, 2013, 2014, 2015, 2017, 2021, 2022, 2023)
- 19 NCAA Tournament Appearances ('02, '04, '05, '06, '07, '08, '09, '11, '12, '13, '14, '15, '16, '17, '18, '19, '21, '22, '23)
- 12 WBCA All-American Selections
- 18 WNBA Draft Picks
- Seven Conference Player of the Year honors: ACC (2008, 09, 12, 13, 14); Big Ten (2002); MAC (2000)
- Nine Conference Rookies of the Year: ACC (2005, 06, 09, 11); Big Ten (2002, 17, 19, 20); MAC (2000)
- 72 All-Conference honors: First team (27); Second team (25); Third team (4); Honorable Mention (16)
- 4 Conference Sixth Players of the Year
- 23 Conference All-Freshman Team honorees
- Five CoSIDA Academic All-Americans
- Nine CoSIDA Academic All-District 2 Selections
- 43 Academic All-Conference Honors
- 25 McDonald's All-Americans
- No. 10 2002-03 Recruiting Class
- No. 2 2003-04 Recruiting Class
- No. 4 2004-05 Recruiting Class
- No. 7 2005-06 Recruiting Class
- No. 2 2006-07 Recruiting Class
- No. 10 2007-08 Recruiting Class
- No. 15 2008-09 Recruiting Class
- No. 2 2009-10 Recruiting Class
- No. 9 2011-12 Recruiting Class
- No. 4 2012-13 Recruiting Class
- No. 11 2013-14 Recruiting Class
- No. 10 2014-15 Recruiting Class
- No. 1 2015-16 Recruiting Class
- No. 4 2017-18 Recruiting Class
- No. 3 2018-19 Recruiting Class
- No. 9 2020-21 Recruiting Class
- No. 7 2022-23 Recruiting Class



KAREN BLAIR
Associate Head Coach
SMU '99
Sixth Year at Maryland



KAITLYNN FRATZ
Assistant Coach/Defensive Specialist
Cal U '15
Sixth Year at Maryland



LINDSEY SPANN
Assistant Coach/Recruiting Coordinator
Penn State '17
Fifth Year at Maryland



NOELLE COBB
Director of Recruiting/Assistant Coach
La Verne '17
First Year at Maryland



JESSICA IMHOF
Director of Scouting/Assistant Coach
TCNJ '12
Fourth Year at Maryland



RYLAND ADKINS
Director of Basketball Operations
Maryland '16
Second Year at Maryland



JOE GLOWACKI
Director of Video
Maryland '16
Fifth Year at Maryland




BRIONNA JONES
Director of Player Personnel
Maryland '17
First Year at Maryland



KELSEY WOLFE
Associate Director of Basketball Performance
Virginia '14
Second Year at Maryland



MELISSA CHEPULIS
Associate Athletic Trainer
Baylor '14
Fifth Year at Maryland



#0 SHYANNE SELLERS

GUARD • 6-2 • JR • 2V • AURORA, OH (AURORA)

SHYANNE.SELLERS / SHYANNESELLERS3



AS A JUNIOR (2023-24):

- Preseason All-Big Ten Team
- Nancy Lieberman Award Watch List
- Wooden Award Preseason Top 50 Watch List
- Big Ten Player of the Week Honor Roll (11/13/23; 12/4/23)
- Scored 20 or more points in 6 games so far and double figures in 13
- Scored 18 of her 23 points in second half effort to lift Terps to win over Green Bay; also added 9 boards and 6 assists
- Added a career-high 11 assists in win over Niagara
- Scored a 28 points, 19 in the second half, with career-high 13 rebounds for fourth career double-double in comeback win over George Mason
- Picked up first double-double with points (13) and assists (10) vs. Northwestern
- Scored career-high 29 points with 8 rebounds and 6 assists vs. JMU
- Reached 1,000 career points with 12 vs. Purdue on Jan. 14, 2024 - her 83rd career game

AS A SOPHOMORE (2022-23):

- All Big Ten First Team (media), Second Team (coaches)
- All-Big Ten Defensive Team honoree
- Big Ten Player of the Week (Jan. 23, 2023)
- Named to Cheryl Miller Award Watch List and Midseason Final 10
- Scored in double figures in 28 of 35 games
- Scored 17 points, 10 in the first quarter, in win at No. 7 Notre Dame
- Scored 16 of her 18 points in the second half in Sweet 16 win over Notre Dame

AS A FRESHMAN (2021-22):

- Named Big Ten Sixth Player of the Year as top reserve, as well as to the All-Big Ten Freshman Team
- Two-time Big Ten Freshman of the Week (11/22/22; 12/27/21)
- Scored in double figures in 13 of 32 games

THE SELLERS FILE...

- Ranked the No. 22 recruit in the class of 2021, according to ESPN
- Averaged 21.9 points, 10.6 rebounds and 4.6 assists in 2020 while leading her Aurora High School team to the Division I district semifinals
- Team won four straight Suburban League American Division championship
- All-time leading scorer at Aurora High School and reached 1,000 career points in just the second game of her junior season
- Suburban League American Conference Player of the Year for three straight years, Division I Northeast Inland District Player of the Year and a finalist for Miss Ohio Basketball as a junior
- Helped her Aurora squad to four league championships, a District Championship, earned four League MVP honors, four Team MVP honors and earned All-State honors every year
- Notched career-highs of 40 points, 23 rebounds with 10 assists
- Parents are Brad and Kymberly Sellers.
- Dad played basketball at Wisconsin and Ohio State, then played in the NBA.
- Dad is the mayor of Warrensville Heights
- Has three sisters, Sydney, Syarra and Shayla... Syarra played basketball at Thomas Moore University in Kentucky and Shayla plays at Purdue Fort Wayne in Indiana
- Major is communication

#0 SELLERS, Shyanne

Opponent	Date	GS	MIN	Total FG-FGA	PCT	3-Pointers 3FG-3FGA	PCT	Free throws FT-FTA	PCT	Rebounds OFF DEF TOT	AVG	PF	A	TO	BLK	STL	PTS	AVG			
Harvard	11/06/2023	*	31:42	7-11	.636	3-5	.600	8-8	1.000	0	4	4	4.0	1	7	0	2	25	25.0		
at South Carolina	11/12/2023	*	32:48	8-18	.444	2-4	.500	3-4	.750	0	8	8	6.0	2	3	6	0	21	23.0		
at UConn	11/16/2023	*	34:10	4-13	.308	1-4	.250	7-10	.700	0	4	4	5.3	4	1	8	0	16	20.7		
Syracuse	11/19/2023	*	36:53	6-13	.462	0-1	.000	7-7	1.000	1	7	8	6.0	2	3	5	0	19	20.3		
vs Washington St.	11/23/2023	*	26:56	3-10	.300	1-1	1.000	2-2	1.000	0	3	3	5.4	1	3	2	2	9	18.0		
vs Green Bay	11/24/2023	*	36:31	7-19	.368	0-2	.000	9-11	.818	3	6	9	6.0	3	6	2	0	23	18.8		
vs Massachusetts	11/25/2023	*	22:08	4-6	.667	0-0	.000	5-5	1.000	0	2	2	5.4	2	6	4	0	1	13	18.0	
Niagara	11/29/2023	*	24:42	3-6	.500	1-2	.500	2-2	1.000	0	4	4	5.3	3	11	2	1	2	9	16.9	
George Mason	12/03/2023	*	39:29	8-18	.444	0-3	.000	12-16	.750	3	10	13	6.1	2	5	3	0	2	28	18.1	
Northwestern	12/10/2023	*	38:10	6-16	.375	1-3	.333	0-0	.000	3	5	8	6.3	1	10	3	2	5	13	17.6	
Towson	12/12/2023	*	21:14	2-4	.500	1-2	.500	3-3	1.000	0	5	5	6.2	2	4	2	0	1	8	16.7	
James Madison	12/20/2023	*	33:46	9-19	.474	3-6	.500	8-9	.889	0	8	8	6.3	3	6	1	2	1	29	17.8	
at Nebraska	12/31/2023	*	21:54	1-7	.143	0-2	.000	2-2	1.000	1	3	4	6.2	5	3	7	3	0	4	16.7	
at Minnesota	01/03/2024	*	37:13	5-8	.625	1-3	.333	4-6	.667	0	3	3	5.9	2	8	2	0	3	15	16.6	
at Michigan St.	01/09/2024	*	39:31	7-16	.438	0-3	.000	9-9	1.000	1	8	9	6.1	3	3	3	1	2	23	17.0	
Purdue	01/14/2024	*	28:21	5-10	.500	0-2	.000	2-2	1.000	1	1	2	5.9	2	5	3	0	0	12	16.3	
Ohio St.	01/17/2024	*	27:03	1-8	.125	0-2	.000	10-10	1.000	5	4	9	6.1	4	7	4	0	0	12	16.4	
Totals			17	532:30	86-202	.426	14-45	.311	93-106	.877	18	85	103	6.1	42	91	57	13	30	279	16.4

Player Averages

Games Played	Minutes/game	Points/game	FG Pct	3FG Pct	FT Pct	Rebounds/game	Assists/game	Turnovers/game	Assist/Turnover ratio	Steals/game	Blocks/game
17	31.3	16.4	42.6	31.1	87.7	6.1	5.4	3.4	1.6	1.8	0.8

SEASON/CAREER HIGHS

	SEASON	CAREER HIGHS
POINTS	29 vs. James Madison (12/20/23)	29 vs. James Madison (12/20/23)
REBOUNDS	13 vs. George Mason (12/3/23)	13 vs. George Mason (12/3/23)
FG MADE	9 vs. James Madison (12/20/23)	10 at #6 Iowa (2/2/23)
FG ATT.	19 (2x) last vs. James Madison (12/20/23)	19 (2x) last vs. James Madison (12/20/23)
3 FG MADE	3 (2x) last vs. James Madison (12/20/23)	5 vs Penn State (1/6/22)
3 FG ATT.	6 vs. James Madison (12/20/23)	8 (2x), last vs Northwestern (1/23/22)
FT MADE	12 vs. George Mason (12/3/23)	12 vs. George Mason (12/3/23)
FT ATT.	16 vs. George Mason (12/3/23)	16 vs. George Mason (12/3/23)
ASSISTS	11 vs. Niagara (11/29/23)	11 vs. Niagara (11/29/23)
BLOCKS	3 at Nebraska (12/31/23)	3 at Nebraska (12/31/23)
STEALS	5 (2x) last vs. Northwestern (12/10/23)	5 (5x), last vs. Northwestern (12/10/23)
MINUTES	40 at Michigan State (1/9/24)	40 (3x), last at Michigan State (1/9/24)

MISCELLANEOUS STATS

Category	Season	Career	Last Time
Double-Doubles	2	5	13 points, 10 assists vs. Northwestern (12/10/23)
Double-Figure Scoring	13	54	12 vs. #18 Ohio State (1/17/24)
20+ points	6	10	23 at Michigan State (1/9/24)
5+ assists	10	30	7 vs. #18 Ohio State (1/17/24)

				Field Goals		3-Point		F-Throws		Rebounds										Scoring	
SEASON	TEAM	GP-GS	MIN/AVG	FG-FGA	FG%	3FG-3FGA	3FG%	FT-FTA	FT%	OFF	DEF	TOT	AVG	PF-FO	A	TO	BLK	STL	PTS	AVG	
2021-22	MD	32-10	847/26.5	91-220	.414	32-101	.317	33-46	.717	34	88	122	3.8	70-1	83	43	7	56	247	7.7	
2022-23	MD	35-30	989/28.3	176-362	.486	25-72	.347	109-135	.807	36	133	169	4.8	101-3	136	85	20	64	486	13.9	
2023-24	MD	17-17	533/31.3	86-202	.426	14-45	.311	93-106	.877	18	85	103	6.1	42-1	91	57	13	30	279	16.4	
TOTAL		84-57	2369/28.2	353-784	.450	71-218	.326	235-287	.819	88	306	394	4.7	213-5	310	185	40	150	1012	12.0	



#2 RILEY NELSON

GUARD • 6-1 • FR • HS • CLARKSBURG, MD (THE BULLIS SCHOOL)

IG _RILEYNELSON



AS A FRESHMAN (2023-24):

- Added 9 points off the bench in win over Green Bay
- Scored a career-high 15 points in win over Niagara
- Added 11 points off the bench at Nebraska

BEFORE MARYLAND:

- A five-star recruit, the No. 17-ranked incoming freshman overall by Blue Star Basketball and No. 18 by ESPN
- 2023 McDonald's All-American
- Jordan Brand All-American
- Named the Maryland Gatorade Player of the Year in 2022 and 2023
- Averaged 16.6 points and 10.9 rebounds per game as a senior, leading the Bulldogs (19-10) to the Independent School League Division AA Tournament semifinals. Also averaged 2.5 assists, 1.4 steals and 1.2 blocks.
- Earned 4A First Team All-State and First Team All County honors as a junior and senior
- Montgomery County WBCA Player of the Year, First Team WBCA, Montgomery County WBCA Private Schools Newcomer of the Year and Private School Player of the Year
- Team USA Finalist
- Led her high school team to the 2019 and 2022 Regional titles and the 2022 Montgomery County championship and a runner-up finish in the 2022 State Championship
- Played AAU for the Fairfax Stars
- Played first three high school seasons at Clarksburg High School
- Also played golf in high school

THE NELSON FILE...

- Parents are James and Jessica Nelson
- Has one younger brother, Chase
- Enjoys playing golf
- Came to Maryland because of the "family atmosphere and to win a national championship."
- Letters & Sciences major

#2 NELSON, Riley

Opponent	Date	GS	MIN	FG-FGA	PCT	3FG-3FGA	PCT	FT-FTA	PCT	OFF	DEF	TOT	AVG	PF	A	TO	BLK	STL	PTS	AVG
Harvard	11/06/2023		10:03	1-2	.500	0-0	.000	1-1	1.000	0	2	2	2.0	0	3	1	0	0	3	3.0
at South Carolina	11/12/2023		06:57	1-2	.500	0-1	.000	0-0	.000	1	0	1	1.5	2	1	1	0	0	2	2.5
at UConn	11/16/2023		11:55	1-3	.333	0-2	.000	0-0	.000	0	1	1	1.3	1	0	1	0	0	2	2.3
Syracuse	11/19/2023		06:19	0-1	.000	0-0	.000	0-0	.000	0	0	0	1.0	1	0	0	0	0	0	1.8
vs Washington St.	11/23/2023		22:22	2-12	.167	0-1	.000	2-2	1.000	4	1	5	1.8	0	2	0	0	1	6	2.6
vs Green Bay	11/24/2023		33:43	4-9	.444	0-2	.000	1-1	1.000	1	1	2	1.8	1	1	0	0	0	9	3.7
vs Massachusetts	11/25/2023		20:47	3-8	.375	0-1	.000	2-2	1.000	0	2	2	1.9	2	1	1	1	1	8	4.3
Niagara	11/29/2023		26:50	7-11	.636	1-2	.500	0-1	.000	1	0	1	1.8	1	2	3	0	1	15	5.6
George Mason	12/03/2023		06:34	1-1	1.000	1-1	1.000	0-0	.000	0	0	0	1.6	0	1	0	1	0	3	5.3
Northwestern	12/10/2023		09:49	1-1	1.000	0-0	.000	0-1	.000	0	0	0	1.4	0	1	0	0	0	2	5.0
Towson	12/12/2023		13:53	4-8	.500	0-3	.000	2-2	1.000	0	1	1	1.4	0	1	0	1	0	10	5.5
James Madison	12/20/2023		16:39	1-3	.333	0-0	.000	1-2	.500	1	3	4	1.6	1	0	3	0	0	3	5.3
at Nebraska	12/31/2023		09:51	3-4	.750	1-2	.500	4-5	.800	0	1	1	1.5	3	0	0	0	1	11	5.7
at Minnesota	01/03/2024		07:53	0-2	.000	0-0	.000	0-0	.000	0	0	0	1.4	0	1	0	0	1	0	5.3
at Michigan St.	01/09/2024		17:33	1-2	.500	0-1	.000	3-4	.750	0	0	0	1.3	2	0	0	0	0	5	5.3
Purdue	01/14/2024		04:03	1-1	1.000	0-0	.000	0-0	.000	0	0	0	1.3	0	0	0	0	0	2	5.1
Totals			0 225:12	31-70	.443	3-16	.188	16-21	.762	8	12	20	1.3	14	13	11	2	5	81	5.1

Player Averages

Player Averages											
Games Played	Minutes/game	Points/game	FG Pct	3FG Pct	FT Pct	Rebounds/game	Assists/game	Turnovers/game	Assist/Turnover ratio	Steals/game	Blocks/game
16	14.1	5.1	44.3	18.8	76.2	1.3	0.8	0.7	1.2	0.3	0.1

SEASON/CAREER HIGHS

	SEASON	CAREER HIGHS
POINTS	15 vs. Niagara (11/29/23)	15 vs. Niagara (11/29/23)
REBOUNDS	5 vs. #23 Washington State (11/23/23)	5 vs. #23 Washington State (11/23/23)
FG MADE	7 vs. Niagara (11/29/23)	7 vs. Niagara (11/29/23)
FG ATT.	12 vs. #23 Washington State (11/23/23)	12 vs. #23 Washington State (11/23/23)
3 FG MADE	1 (3x) last at Nebraska (12/31/23)	1 (3x) last at Nebraska (12/31/23)
3 FG ATT.	3 vs. Towson (12/12/23)	3 vs. Towson (12/12/23)
FT MADE	4 at Nebraska (12/31/23)	4 at Nebraska (12/31/23)
FT ATT.	5 at Nebraska (12/31/23)	5 at Nebraska (12/31/23)
ASSISTS	3 vs. Harvard (11/6/23)	3 vs. Harvard (11/6/23)
BLOCKS	1 vs. Towson (12/12/23)	1 vs. Towson (12/12/23)
STEALS	1 (5x) last at Minnesota (1/3/24)	1 (5x) last at Minnesota (1/3/24)
MINUTES	34 vs. Green Bay (11/24/23)	34 vs. Green Bay (11/24/23)

MISCELLANEOUS STATS

Category	Season	Career	Last Time
Double-Doubles			
Double-Figure Scoring	3	3	11 at Nebraska (12/31/23)

				Field Goals		3-Point		F-Throws		Rebounds									Scoring	
SEASON	TEAM	GP-GS	MIN/AVG	FG-FGA	FG%	3FG-3FGA	3FG%	FT-FTA	FT%	OFF	DEF	TOT	AVG	PF-FO	A	TO	BLK	STL	PTS	AVG
2023-24	MD	16-0	225/14.1	31-70	.443	3-16	.188	16-21	.762	8	12	20	1.3	14-0	13	11	2	5	81	5.1
TOTAL		16-0	225/14.1	31-70	.443	3-16	.188	16-21	.762	8	12	20	1.3	14-0	13	11	2	5	81	5.1



#3 LAVENDER BRIGGS

GUARD • 6-1 • GR • 3V • PROVO, UT (PROVO / FLORIDA)

📷 LAVBRIGGS / 🐦 LAVBRIGGS



AS A GRAD (2023-24):

- Missed 5 games in Nov-Dec with lower body injury
- Led Terps with 25 points, her most as a Terp, off 11-17 shooting, 3 threes at Nebraska
- Has scored in double figures in 6 games so far

AS A SENIOR (2022-23):

- Academic All-Big Ten honoree (2023)
- Led the Terps with 8 boards in season opener at George Mason (11/7/22)
- Reached 1,000 career points with 8 in win at No. 7 Notre Dame, her 70th career game (12/1/22)
- Scored 14 points, 10 in the third quarter, in win over Minnesota (12/30/22)
- Chipped in 14 points, 7 in fourth quarter push to seal win over #13 Michigan (1/26/23)
- Added 10 points in win at Northwestern (2/9/23)
- Scored season-high 19 points with 5 boards in win over #6 Iowa (2/21/23)
- Hit 2 clutch three-pointers and grabbed 4 boards to reach 500 career rebounds in win at #16 Ohio State (2/24/23)
- Added 11 points with 4 boards off the bench in Big Ten Quarterfinals win (3/3/23)
- Hit 2 big threes and finished with 12 points in Sweet 16 win over No. 10 Notre Dame

AT FLORIDA (2021-22):

- Averaged 12.5 points, 5.6 rebounds in 14 games her junior year
- Led the Gators in scoring her sophomore season with 19.4 points per game
- As a sophomore, collected four double-doubles and scored in double figures in 17 of 18 games played
- Named to All-SEC Freshman Team
- As a freshman, Double figures in 26 of 29 games played; led team in scoring 16 times

THE BRIGGS FILE...

- Finished her senior season with averages of 32.2 points (a state record) and 12.5 rebounds per game.
- Became the first Florida women's basketball player ever to play in the Jordan Brand Classic (2019).
- Member of the 2018-19 All-USA Utah First Team.
- Set the state record for most points scored in a single season, finishing with 683 in the 2018-19 campaign.
- 1,908 career points scored were the second most in state history
- Broke the state of Utah's record of points scored in a single game (53) which included a 32-point half which is also a state record.
- Two-time First-Team 4A All-State performer receiving the honor in 2017 and 2018.
- Participant in the 2018 U17 U.S National Team trials.
- Played two seasons at Provo High School, finishing with 1,057 in just 37 games played.
- Played her first two seasons of high school ball at Mountain View High School.
- Born in Newburgh, N.Y. and lived there before moving to Utah at age 7.
- Was coached by her mom and often played up several grade levels growing up
- Earned her degree in sociology and working on a graduate degree in management studies

#3 BRIGGS, Lavender

Opponent	Date	GS	MIN	Total		3-Pointers		Free throws		Rebounds		PF	A	TO	BLK	STL	PTS	AVG			
				FG-FGA	PCT	3FG-3FGA	PCT	FT-FTA	PCT	OFF	DEF								TOT	AVG	
Harvard	11/06/2023	*	23:07	2-7	.286	0-1	.000	3-4	.750	3	5	8	8.0	3	4	1	0	7	7.0		
at South Carolina	11/12/2023	*	29:03	1-5	.200	0-0	.000	0-0	.000	1	4	5	6.5	1	3	0	0	2	4.5		
at UConn	11/16/2023	*	19:06	1-7	.143	1-3	.333	0-0	.000	3	3	6	6.3	1	0	1	0	3	4.0		
Syracuse	11/19/2023	*	36:00	5-13	.385	0-2	.000	0-0	.000	3	3	6	6.3	1	1	2	0	1	10.5		
vs Washington St.	11/23/2023	*	32:48	8-17	.471	2-5	.400	0-0	.000	5	2	7	6.4	1	1	1	0	1	18.0		
vs Green Bay	11/24/2023	*	10:18	0-1	.000	0-0	.000	0-0	.000	1	3	4	6.0	1	0	0	0	0	6.7		
vs Massachusetts	11/25/2023	*	11:46	1-5	.200	0-0	.000	0-0	.000	0	1	1	5.3	0	0	0	0	0	2.6		
at Nebraska	12/31/2023		32:10	11-17	.647	3-6	.500	0-0	.000	1	3	4	5.1	2	2	0	0	1	25.8		
at Minnesota	01/03/2024		35:46	6-14	.429	1-3	.333	0-0	.000	2	3	5	5.1	3	2	3	0	1	13.8		
at Michigan St.	01/09/2024		12:11	0-1	.000	0-1	.000	0-0	.000	0	2	2	4.8	2	0	1	0	0	8.0		
Purdue	01/14/2024		23:40	3-7	.429	1-3	.333	4-5	.800	2	4	6	4.9	4	2	3	0	1	11.8		
Ohio St.	01/17/2024		35:00	6-12	.500	2-4	.500	2-2	1.000	1	5	6	5.0	1	0	1	0	2	16.8		
Totals			7	300:55	44-106	.415	10-28	.357	9-11	.818	22	38	60	5.0	20	15	13	0	7	107	8.9

Player Averages

Games Played	Minutes/game	Points/game	FG Pct	3FG Pct	FT Pct	Rebounds/game	Assists/game	Turnovers/game	Assist/Turnover ratio	Steals/game	Blocks/game
12	25.1	8.9	41.5	35.7	81.8	5.0	1.3	1.1	1.2	0.6	0.0


SEASON/CAREER HIGHS

	SEASON	CAREER HIGHS
POINTS	25 at Nebraska (12/31/23)	41 at Arkansas (1/14/21)
REBOUNDS	8 vs. Harvard (11/6/23)	13 at Kentucky (2/2/20)
FG MADE	11 at Nebraska (12/31/23)	17 at Arkansas (1/14/21)
FG ATT.	17 (2x) last at Nebraska (12/31/23)	29 at Arkansas (1/14/21)
3 FG MADE	3 at Nebraska (12/31/23)	6 at Arkansas (1/14/21)
3 FG ATT.	6 at Nebraska (12/31/23)	15 at Tennessee (1/31/21)
FT MADE	4 vs. Purdue (1/14/24)	11 vs. Ole Miss (2/13/20)
FT ATT.	5 vs. Purdue (1/14/24)	13 vs. Ole Miss (2/13/20)
ASSISTS	4 vs. Harvard (11/6/23)	8 at Grambling State (11/5/19)
BLOCKS		3 vs. #1 South Carolina (3/27/23)
STEALS	2 vs. #18 Ohio State (1/17/24)	3 (6x), last vs. #10 Ohio State (2/5/23)
MINUTES	36 (2x) last at Minnesota (1/3/24)	44 at LSU (2/11/21)

MISCELLANEOUS STATS

Category	Season	Career	Last Time
Double-Figure Scoring	6	67	16 vs. #18 Ohio State (1/17/24)
20-plus Points	1	16	25 at Nebraska (12/31/23)
Double-Doubles		12	15 pts, 12 rebs at George Mason (12/1/21)

				Field Goals		3-Point		F-Throws		Rebounds				Scoring						
SEASON	TEAM	GP-GS	MIN/AVG	FG-FGA	FG%	3FG-3FGA	3FG%	FT-FTA	FT%	OFF	DEF	TOT	AVG	PF-FO	A	TO	BLK	STL	PTS	AVG
2019-20	UF	29-29	1004/34.6	172-435	.395	41-118	.347	50-82	.610	49	131	180	6.2	57-0	61	107	12	30	435	15.0
2020-21	UF	18-18	645/35.9	136-336	.405	32-99	.323	47-72	.653	26	91	117	6.5	33-1	46	40	5	23	351	19.5
2021-22	UF	14-14	455/32.5	75-194	.387	13-49	.265	12-14	.857	16	63	79	5.6	17-1	37	35	7	18	175	12.5
2022-23	MD	35-6	867/24.8	99-253	.391	29-74	.392	26-29	.897	48	98	146	4.2	52-0	45	41	15	21	253	7.2
2023-24	MD	12-7	301/25.1	44-106	.415	10-28	.357	9-11	.818	22	38	60	5.0	20-0	15	13	0	7	107	8.9
TOTAL FOR MD		47-13	1168/24.9	143-359	.398	39-102	.382	35-40	.875	70	136	206	4.4	72-0	60	54	15	28	360	7.7
TOTAL		108-74	3272/30.3	526-1324	.397	125-368	.340	144-208	.692	161	421	582	5.4	179-2	204	236	39	99	1321	12.2



#5 BRINAE ALEXANDER

GUARD/FORWARD • 6-0 • SR • 3V • MURFREESBORO, TN (RIVERDALE/VANDERBILT)

BRINAE.ALEXANDER / BRUHHNAENAE



AS A GRADUATE STUDENT (2023-24):

- Scored in double figures in 6 games so far
- Made her first 11 shots and finished 11-13, 7-7 from 3FG for career-high 29 points vs. Niagara (11/29/23)

AS A SENIOR (2022-23):

- Voted team co-captain
- Big Ten Player of the Week Honor Roll (2/27/23)
- Scored in double figures in 13 games
- Reached 1,000 career points with third quarter three-pointer in win over Rutgers, her 83rd career game (1/15/23)
- Grabbed a career-high 11 rebounds vs. Davidson (11/16/22)
- Went 5-8 from outside the arc for 17 points vs. Pitt (11/27/22)
- Hit 2 key fourth quarter threes in win at No. 7 Notre Dame (12/1/22)
- Led Terps with 20 points off 7-10 FG and 6-8 3FG in win over Rutgers (1/15/23)
- Went 6-9 from outside the arc for season-high 24 points in win over #6 Iowa (2/21/23)
- Added 4 key threes for 16 points in win at #16 Ohio State (2/27/23)
- Led Terps with 18 points in her NCAA Tournament debut vs. Holy Cross (3/17/23)

AT VANDERBILT:

- As a senior, started in all 32 games and led the Commodores in scoring with 15.2 points per game
- That year, scored in double figures in 25 of 32 games
- As a sophomore, started first seven games, then missed remainder of season due to injury; led team in scoring and made threes prior to injury
- Named to SEC All-Freshman team
- Missed nine games in the middle of freshman season due to injury

THE ALEXANDER FILE...

- Led Riverdale to third straight Tennessee AAA state championship and No. 1 nationally by USA Today
- Averaged 16 points per game and six rebounds per game as a senior, helping the Lady Warriors to 36-1 record and state title
- All-State honors as sophomore, junior and senior
- Division 7-AAA Athlete of the Year and Tennessee Class AAA Miss Basketball finalist
- McDonald's All-American nominee
- No. 51 overall prospect and No. 14 guard in the 2018 class according to ESPN HoopGurlz
- 33rd-ranked overall prospect by ESPNW
- Daughter of Brian Alexander and Stephanie Davis
- Two siblings: Brianne and Tonie Davis
- Working on a graduate degree in product management

#5 ALEXANDER, Brinae

Opponent	Date	GS	MIN	Total		3-Pointers		Free throws		Rebounds		PF	A	TO	BLK	STL	PTS	AVG			
				FG-FGA	PCT	3FG-3FGA	PCT	FT-FTA	PCT	OFF	DEF								TOT	AVG	
Harvard	11/06/2023	*	20:24	5-8	.625	5-8	.625	0-0	.000	0	4	4	4.0	1	0	1	0	15	15.0		
at South Carolina	11/12/2023	*	32:43	3-10	.300	2-6	.333	2-2	1.000	1	1	2	3.0	3	2	2	0	10	10.0		
at UConn	11/16/2023	*	26:39	2-6	.333	2-6	.333	0-0	.000	1	1	2	2.7	3	2	2	0	1	6	10.3	
Syracuse	11/19/2023	*	24:25	2-7	.286	2-5	.400	1-2	.500	1	3	4	3.0	2	0	0	0	1	7	9.5	
vs Washington St.	11/23/2023	*	22:21	1-3	.333	1-3	.333	0-0	.000	0	4	4	3.2	3	0	1	0	1	3	8.2	
vs Green Bay	11/24/2023	*	10:17	1-5	.200	1-4	.250	0-0	.000	2	2	4	3.3	5	0	1	0	3	7.3		
vs Massachusetts	11/25/2023	*	21:17	4-13	.308	3-11	.273	2-2	1.000	0	3	3	3.3	2	2	3	0	6	13	8.1	
Niagara	11/29/2023	*	21:12	11-13	.846	7-9	.778	0-0	.000	0	7	7	3.8	1	3	0	0	5	29	10.8	
George Mason	12/03/2023	*	24:32	4-10	.400	3-9	.333	1-2	.500	1	3	4	3.8	3	2	3	0	0	12	10.9	
Northwestern	12/10/2023	*	16:56	3-8	.375	1-5	.200	0-0	.000	0	1	1	3.5	2	0	0	0	0	7	10.5	
Towson	12/12/2023	*	24:42	4-9	.444	3-6	.500	0-0	.000	0	7	7	3.8	0	2	3	0	2	11	10.5	
James Madison	12/20/2023	*	21:56	1-7	.143	1-3	.333	0-0	.000	0	3	3	3.8	4	1	1	0	0	3	9.9	
at Nebraska	12/31/2023	*	31:17	2-5	.400	2-5	.400	0-0	.000	0	2	2	3.6	0	1	1	1	0	6	9.6	
at Minnesota	01/03/2024	*	14:20	3-6	.500	2-4	.500	0-0	.000	0	0	0	3.4	0	0	1	0	1	8	9.5	
at Michigan St.	01/09/2024	*	33:37	3-8	.375	3-7	.429	0-0	.000	0	2	2	3.3	2	0	1	0	1	9	9.5	
Purdue	01/14/2024	*	21:01	3-6	.500	2-4	.500	0-0	.000	1	3	4	3.3	1	1	1	0	0	8	9.4	
Ohio St.	01/17/2024	*	30:26	3-9	.333	2-6	.333	0-0	.000	0	0	0	3.1	3	0	1	0	1	8	9.3	
Totals			17	398:04	55-133	.414	42-101	.416	6-8	.750	7	46	53	3.1	35	16	22	1	21	158	9.3

Player Averages

Games Played	Minutes/game	Points/game	FG Pct	3FG Pct	FT Pct	Rebounds/game	Assists/game	Turnovers/game	Assist/Turnover ratio	Steals/game	Blocks/game
17	23.4	9.3	41.4	41.6	75.0	3.1	0.9	1.3	0.7	1.2	0.1

SEASON/CAREER HIGHS

	SEASON	CAREER HIGHS
POINTS	29 vs. Niagara (11/29/23)	29 vs. Niagara (11/29/23)
REBOUNDS	7 (2x) last vs. Towson (12/12/23)	11 vs. Davidson (11/16/22)
FG MADE	11 vs. Niagara (11/29/23)	11 vs. Niagara (11/29/23)
FG ATT.	13 (2x) last vs. Niagara (11/29/23)	14 vs. #6 Iowa (2/21/23)
3 FG MADE	7 vs. Niagara (11/29/23)	7 vs. Niagara (11/29/23)
3 FG ATT.	11 vs. UMass (11/25/23)	11 (2x) last vs. UMass (11/25/23)
FT MADE	2 at #6 South Carolina (11/12/23)	10 vs. Auburn (1/30/22)
FT ATT.	2 (4x) last vs. George Mason (12/3/23)	10 (2x), last vs. Auburn (1/30/22)
ASSISTS	3 vs. Niagara (11/29/23)	6 vs. Texas A&M (3/2/22)
BLOCKS	1 at Nebraska (12/31/23)	2 at PFW (12/21/22)
STEALS	6 vs. UMass (11/25/23)	6 vs. UMass (11/25/23)
MINUTES	34 at Michigan State (1/9/24)	43 vs. Alabama (2/6/22)

MISCELLANEOUS STATS

Category	Season	Career	Last Time
Double-Figure Scoring	6	61	11 vs. Towson (12/12/23)
Double-Doubles			

				Field Goals		3-Point		F-Throws		Rebounds									Scoring	
SEASON	TEAM	GP-GS	MIN/AVG	FG-FGA	FG%	3FG-3FGA	3FG%	FT-FTA	FT%	OFF	DEF	TOT	AVG	PF-FO	A	TO	BLK	STL	PTS	AVG
2018-19	Vandy	21-10	500/23.8	68-169	.402	29-84	.345	37-57	.649	32	51	83	4.0	57-2	30	35	2	15	202	9.6
2019-20	Vandy	7-7	154/22.0	38-76	.500	12-33	.364	6-8	.750	10	13	23	3.3	11-0	5	12	1	10	94	13.4
2020-21	Vandy	5-5	156/31.2	21-72	.292	7-33	.212	10-13	.769	9	16	25	5.0	15-0	14	17	2	3	59	11.8
2021-22	Vandy	32-32	1052/32.9	181-443	.409	61-168	.363	63-81	.778	38	74	112	3.5	90-4	46	90	10	63	486	15.2
2022-23	MD	35-1	794/22.7	107-246	.435	68-155	.439	33-38	.868	33	81	114	3.3	84-1	36	37	8	37	315	9.0
2023-24	MD	17-17	398/23.4	55-133	.414	42-101	.416	6-8	.750	7	46	53	3.1	35-1	16	22	1	21	158	9.3
TOTAL FOR MD		52-18	1192/22.9	162-379	.427	110-256	.430	39-46	.848	40	127	167	3.2	119-2	52	59	9	58	473	9.1
TOTAL		117-72	3053/26.1	470-1139	.413	219-574	.382	155-205	.756	129	281	410	3.5	292-8	147	213	24	149	1314	11.2



#11 JAKIA BROWN-TURNER

GUARD/FORWARD • 6-0 • GR • 4C • OXON HILL, MD (BISHOP MCNAMARA)

📷 JUST.JAKIA / 🐦 JUSTJAKIAA



AT MARYLAND...

- Cheryl Miller Award Watch List
- Scored in double figures in 9 games so far
- Picked up first double-double of the year with 10 points, 7 in the fourth quarter, with a career-high 13 boards in win over Green Bay
- Added 18 points, 16 in the first half, with 9 boards in win over Purdue

AT NC STATE...

- Naismith Preseason Watch List (2022)
- Ann Meyers Drysdale Award Watch List (2022)
- Associated Press All-American (Honorable Mention, 2021)
- Consensus First Team All-ACC honoree (2021)
- ACC All-Tournament Second Team (2022)
- ACC All-Academic Team (2021)
- All-ACC Freshman Team (2020)
- Cancun Challenge All-Tournament Team (2022)
- Reached 1,000 career points in 95th career game (11/13/22)
- Scored in double figures in 16 games in senior year and in 67 career games
- Scored 17 points to help the Wolfpack to a win at then-No. 10 Iowa in the ACC/Big Ten Challenge in Dec 2022
- In the Wolfpack's Elite Eight run in 2022, Brown-Turner scored a season-high 20 points in the Elite Eight game vs. UConn, including a game-tying three to force overtime

THE BROWN-TURNER FILE...

- Selected to compete in the 2019 McDonald's All-American Game on March 27 in Atlanta
- 2019 Maryland Girls' Basketball Player of the Year
- 2019 Naismith Girls' High School All-America 3rd Team
- Selected to participate in 2019 Jordan Brand Classic
- WBCA High School Coaches All-America Honorable Mention
- Maryland Gatorade Player of the Year (2019)
- 2019 Prince George's Sentinel All-County
- Ranked No. 15 in the 2019 class by ESPN
- Led Bishop McNamara to the WCAC Tournament finals as a senior
- Averaged 16.2 points per game as a senior and became Bishop McNamara's all-time leading scorer
- Awarded the Frank L. Neitzey Award of Distinction for being Bishop McNamara's top female student-athlete
- Family Science major

#11 BROWN-TURNER, Jakia

21.1 BROWN-FORNER, JAKE																					
Opponent	Date	GS	MIN	Total		3-Pointers		Free Throws		Rebounds			PF	A	TO	BLK	STL	PTS			
				FG-FGA	PCT	3FG-3FGA	PCT	FT-FTA	PCT	OFF	DEF	TOT							AVG		
Harvard	11/06/2023	*	25:26	5-11	.455	0-2	.000	1-1	1.000	1	4	5	5	0	4	11	11.0				
at South Carolina	11/12/2023	*	23:29	4-9	.444	2-3	.667	2-2	1.000	4	1	5	5	0	2	0	12	11.5			
at UConn	11/16/2023	*	33:50	4-17	.235	2-6	.333	3-4	.750	4	3	7	5	4	1	3	1	13	12.0		
Syracuse	11/19/2023	*	22:28	3-10	.300	0-4	.000	2-2	1.000	2	1	3	5	0	3	0	2	8	11.0		
vs Washington St.	11/23/2023	*	28:18	2-11	.182	0-2	.000	7-8	.875	3	3	6	5	2	0	3	2	0	1	11	11.0
vs Green Bay	11/24/2023	*	31:48	3-7	.429	0-0	.000	4-5	.800	0	13	13	6	5	0	2	2	0	1	10	10.8
vs Massachusetts	11/25/2023	*	21:17	7-9	.778	0-2	.000	3-3	1.000	3	1	4	6	1	2	4	0	2	17	11.7	
Niagara	11/29/2023	*	18:05	3-6	.500	0-2	.000	1-2	.500	0	0	0	5	4	0	3	1	0	0	7	11.1
George Mason	12/03/2023	*	29:07	3-11	.273	0-2	.000	1-2	.500	1	1	2	5	0	4	2	1	0	1	7	10.7
Northwestern	12/10/2023	*	29:31	4-12	.333	0-1	.000	5-6	.833	5	2	7	5	2	1	1	2	1	1	13	10.9
Towson	12/12/2023	*	19:03	3-9	.333	0-0	.000	1-3	.333	1	3	4	5	1	1	2	0	0	7	10.5	
at Nebraska	12/31/2023	*	22:14	4-8	.500	0-3	.000	1-3	.333	1	3	4	5	0	5	2	1	0	0	9	10.4
at Minnesota	01/03/2024	*	19:18	3-9	.333	0-1	.000	0-0	.000	0	3	3	4	8	0	1	0	0	1	6	10.1
at Michigan St.	01/09/2024	*	25:24	1-5	.200	0-0	.000	2-2	1.000	1	1	2	4	6	1	2	2	0	4	9.6	
Purdue	01/14/2024	*	28:47	8-9	.889	1-2	.500	1-1	1.000	2	7	9	4	9	2	2	1	0	1	18	10.2
Ohio St.	01/17/2024	*	35:00	8-18	.444	0-2	.000	0-0	.000	3	5	8	5	1	5	0	3	0	2	16	10.6
Totals			16	413:05	65-161	.404	5-32	.156	34-44	.773	31	51	82	51	37	22	33	4	16	169	10.6

Player Averages

Games Played	Minutes/game	Points/game	FG Pct	3FG Pct	FT Pct	Rebounds/game	Assists/game	Turnovers/game	Assist/Turnover ratio	Steals/game	Blocks/game
16	25.8	10.6	40.4	15.6	77.3	5.1	1.4	2.1	0.7	1.0	0.3

SEASON/CAREER HIGHS

	SEASON	CAREER HIGHS
POINTS	18 vs. Purdue (1/14/24)	25 vs. North Carolina (2/21/21)
REBOUNDS	13 vs. Green Bay (11/24/23)	13 vs. Green Bay (11/24/23)
FG MADE	8 (2x) last vs. #18 Ohio State (1/17/24)	10 vs. North Carolina (2/21/21)
FG ATT.	18 vs. #18 Ohio State (1/17/24)	19 at South Carolina (12/3/20)
3 FG MADE	2 (2x) last at #8 UConn (11/16/23)	4 (5x), last at North Carolina (1/15/23)
3 FG ATT.	6 at #8 UConn (11/16/23)	8 vs. Virginia Tech (1/24/21)
FT MADE	7 vs. #23 Washington State (11/23/23)	7 vs. #23 Washington State (11/23/23)
FT ATT.	8 vs. #23 Washington State (11/23/23)	8 (2x) last vs. #23 Washington State (11/23/23)
ASSISTS	3 (2x) last vs. Niagara (11/29/23)	8 vs. Coastal Carolina (12/6/20)
BLOCKS	2 at Michigan State (1/9/24)	3 (2x), last at Duke (2/13/22)
STEALS	4 vs. Harvard (11/6/23)	4 (2x), last vs. Harvard (11/6/23)
MINUTES	35 vs. #18 Ohio State (1/17/24)	47 vs. UConn (3/28/22)

MISCELLANEOUS STATS

Category	Season	Career	Last Time
Double-Figure Scoring	9	76	16 vs. #18 Ohio State (1/17/24)
Double-Doubles	1	5	10 pts, 13 rebs vs. Green Bay (11/24/23)

				Field Goals		3-Point		F-Throws		Rebounds								Scoring		
SEASON	TEAM	GP-GS	MIN/AVG	FG-FGA	FG%	3FG-3FGA	3FG%	FT-FTA	FT%	OFF	DEF	TOT	AVG	PF-FO	A	TO	BLK	STL	PTS	AVG
2019-20	NCSU	32-31	917/28.6	114-270	.422	43-117	.368	30-48	.625	36	78	114	3.6	68-2	54	53	11	30	301	9.4
2020-21	NCSU	25-25	759/30.4	130-294	.442	40-108	.370	38-52	.731	35	90	125	5.0	55-2	61	40	5	16	338	13.5
2021-22	NCSU	35-35	983/28.1	131-295	.444	42-124	.339	38-54	.704	43	119	162	4.6	49-0	73	57	10	27	342	9.8
2022-23	NCSU	32-32	890/27.8	105-286	.367	34-113	.301	48-61	.787	33	92	125	3.9	68-1	58	63	8	26	292	9.1
2023-24	MD	16-16	413/25.8	65-161	.404	5-32	.156	34-44	.773	31	51	82	5.1	37-2	22	33	4	16	169	10.6
TOTAL FOR MD		16-16	413/25.8	65-161	.404	5-32	.156	34-44	.773	31	51	82	5.1	37-2	22	33	4	16	169	10.6
TOTAL		140-139	3962/28.3	545-1306	.417	164-494	.332	188-259	.726	178	430	608	4.3	277-7	268	246	38	115	1442	10.3



#13 FAITH MASONIUS

GUARD/FORWARD • 6-1 • FR • 3V • BELMAR, NJ (MANASQUAN)

📷 FAITHMASONIUS / 🐦 FAITHMASONIUS13



AS A GRADUATE STUDENT (2023-24):

- Went 7-8 from the field for 15 points vs. Niagara
- Added 15 points, including go-ahead reverse layup in comeback win vs. George Mason

AS A SENIOR (2022-23):

- Big Ten Sportsmanship Award winner
- Voted team co-captain
- Started in every game of the season
- Named to Fort Myers Tip-Off All-Tournament Team after averaging 10.3 points, 6.7 rebounds and 62% from the field in three games
- Added a double-double with 12 points, 10 rebounds vs. DePaul
- Added 10 points, 8 in the first quarter, with 3 boards and 3 steals in NCAA First Round vs. Holy Cross
- Scored 12 points with 4 boards, 4 assists and 2 blocks in NCAA Second Round vs. #25 Arizona

AS A JUNIOR (2021-22):

- Saw action in 9 games.
- Scored nine points to go alongside three rebounds and a steal against #1 South Carolina (12/12)
- Tore left ACL in matchup at No. 8 Indiana (1/2/22)

AS A SOPHOMORE (2020-21):

- Academic All-Big Ten honoree
- Scored in double figures in 10 games with 2 double-doubles
- Scored a career-high 16 points, with 7-of-8 made field goals, 5 rebounds, 2 assists and 2 steals in a win over Alabama to advance to the Sweet 16 (3/24/21)

THE MASONIUS FILE...

- Ranked the No. 25 overall player by Blue Star, No. 49 overall player and No. 10 overall wing by ESPN
- Averaged 20.4 points, 11.5 rebounds and four assists as a senior and also tallied 20 double-doubles in 29 games
- Hit 2,000 career points as a senior
- Named NJ.com First Team All-State, USA Second Team All-New Jersey and First Team All-Group 2 in 2019
- Earned NJ.com Third Team All-State honors as a sophomore in 2017
- 2018 NJ Tournament of Champions Champion and runner-up in 2016 and 2017
- NJSIAA Group 2 Champions in 2016, 2017, 2018
- Parents are TJ and Ellen Masonius
- One of 10 kids - siblings are Iggy, Grace, Ellie, Joe, Addie, Mike, Christian, Hope and Ambrose
- Mom played basketball at Saint Joseph's and dad played rugby and lacrosse at Mount St. Mary's
- Wants to be a college coach one day
- Earned degree in sociology in 2023 and currently a graduate degree in management studies

#13 MASONIUS, Faith

Opponent	Date	GS	MIN	Total		3-Pointers		Free throws		Rebounds		PF	A	TO	BLK	STL	PTS	AVG			
				FG-FGA	PCT	3FG-3FGA	PCT	FT-FTA	PCT	OFF	DEF								TOT	AVG	
Harvard	11/06/2023	*	21:21	3-7	.429	0-1	.000	0-0	.000	2	2	4	0	2	5	4	0	6	6.0		
at South Carolina	11/12/2023	*	25:12	5-7	.714	1-2	.500	0-2	.000	0	3	3	3	3	4	1	0	11	8.5		
at UConn	11/16/2023	*	26:36	1-6	.167	0-1	.000	0-0	.000	1	3	4	3	2	4	0	0	2	6.3		
Syracuse	11/19/2023	*	18:35	0-4	.000	0-0	.000	2-2	1.000	2	0	2	3	3	1	5	0	0	2	5.3	
vs Washington St.	11/23/2023		07:40	0-2	.000	0-0	.000	0-0	.000	1	1	2	3	0	2	0	0	0	4.2		
vs Green Bay	11/24/2023		24:51	1-4	.250	0-0	.000	0-0	.000	1	3	4	3	2	4	3	0	2	3.8		
vs Massachusetts	11/25/2023		13:14	2-3	.667	1-1	1.000	1-1	1.000	0	3	3	3	1	2	4	0	1	6.4		
Niagara	11/29/2023		16:10	7-8	.875	0-0	.000	0-0	.000	2	3	5	3	4	0	2	0	2	14	5.4	
George Mason	12/03/2023		30:30	5-10	.500	0-0	.000	5-6	.833	2	3	5	3	6	3	3	1	1	15	6.4	
Northwestern	12/10/2023		27:25	0-4	.000	0-0	.000	9-10	.900	3	3	6	3	8	2	2	4	0	2	9	6.7
Towson	12/12/2023		21:03	4-6	.667	0-0	.000	0-0	.000	0	3	3	3	7	2	4	3	1	0	8	6.8
James Madison	12/20/2023	*	29:17	4-8	.500	0-0	.000	0-0	.000	0	4	4	3	8	4	2	3	0	2	8	6.9
at Nebraska	12/31/2023		21:08	4-4	1.000	0-0	.000	0-0	.000	1	2	3	6	2	4	2	1	0	8	7.0	
at Minnesota	01/03/2024		28:31	3-6	.500	0-0	.000	0-0	.000	1	2	3	3	6	2	4	0	0	0	6	6.9
at Michigan St.	01/09/2024		29:16	4-8	.500	0-0	.000	0-0	.000	0	6	6	3	7	3	2	4	0	1	8	7.0
Purdue	01/14/2024		22:42	2-5	.400	0-0	.000	0-0	.000	1	0	1	3	6	1	2	2	0	2	4	6.8
Ohio St.	01/17/2024		19:30	3-6	.500	0-0	.000	0-0	.000	2	5	7	3	8	2	2	5	0	0	6	6.8
Totals			5	382:60	48-98	.490	2-5	.400	17-21	.810	19	45	64	3.8	36	47	44	3	11	115	6.8

Player Averages

Games Played	Minutes/game	Points/game	FG Pct	3FG Pct	FT Pct	Rebounds/game	Assists/game	Turnovers/game	Assist/Turnover ratio	Steals/game	Blocks/game
17	22.5	6.8	49.0	40.0	81.0	3.8	2.8	2.6	1.1	0.6	0.2

► SEASON/CAREER HIGHS

	SEASON	CAREER HIGHS
POINTS	15 vs. George Mason (12/3/23)	16 vs. Alabama (3/24/21)
REBOUNDS	7 vs. #18 Ohio State (1/17/24)	12 vs. JMU (12/19/20)
FG MADE	7 vs. Niagara (11/29/23)	7 (2x) last vs. Niagara (11/29/23)
FG ATT.	10 vs. George Mason (12/3/23)	11 vs. JMU (12/19/20)
3 FG MADE	1 (2x) last vs. UMass (11/25/23)	2 (2x), last vs. #13 Michigan (1/26/23)
3 FG ATT.	2 at #6 South Carolina (11/12/23)	3 (2x), last vs. Towson (11/26/22)
FT MADE	9 vs. Northwestern (12/10/23)	9 vs. Northwestern (12/10/23)
FT ATT.	10 vs. Northwestern (12/10/23)	10 vs. Northwestern (12/10/23)
ASSISTS	5 (2x) last vs. Syracuse (11/19/23)	8 vs. Minnesota (2/20/21)
BLOCKS	1 (3x) last at Nebraska (12/31/23)	3 (2x) last vs. #1 South Carolina (3/27/23)
STEALS	2 (4x) last vs. Purdue (1/14/24)	5 (2x) last at Purdue (2/25/21)
MINUTES	31 vs. George Mason (12/3/23)	39 at #17 Baylor (11/20/22)

► MISCELLANEOUS STATS

Category	Season	Career	Last Time
Double-Figure Scoring	3	24	15 vs. George Mason (12/3/23)
Double-Doubles	3	12 pts, 10 rebs vs. DePaul (11/25/22)	

				Field Goals		3-Point		F-Throws		Rebounds									Scoring	
SEASON	TEAM	GP-GS	MIN/AVG	FG-FGA	FG%	3FG-3FGA	3FG%	FT-FTA	FT%	OFF	DEF	TOT	AVG	PF-FO	A	TO	BLK	STL	PTS	AVG
2019-20	MD	32-0	422/13.2	45-107	.421	3-13	.231	27-36	.750	42	50	92	2.9	54-0	42	30	7	26	120	3.8
2020-21	MD	29-1	611/21.1	82-150	.547	4-15	.267	28-33	.848	68	76	144	5.0	56-0	64	34	3	35	196	6.8
2021-22	MD	9-0	198/22.0	26-43	.605	0-4	.000	6-7	.857	18	32	50	5.6	19-0	13	17	8	8	58	6.4
2022-23	MD	35-35	955/27.3	98-205	.478	8-25	.320	36-49	.735	70	102	172	4.9	90-2	70	58	13	41	240	6.9
2023-24	MD	17-5	383/22.5	48-98	.490	2-5	.400	17-21	.810	19	45	64	3.8	36-0	47	44	3	11	115	6.8
TOTAL		122-41	2569/21.1	299-603	.496	17-62	.274	114-146	.781	217	305	522	4.3	255-2	236	183	34	121	729	6.0



#14 ALLIE KUBEK

FORWARD • 6-2 • R-JR • 2V • ELKTON, MD (SANFORD SCHOOL/TOWSON)

📷 ALLIEKUBEK / 🐦 ALLIEKUBEK

AS A REDSHIRT JUNIOR (2023-24):

- Scored in double figures in 6 games so far
- Led team with 23 points, 8 rebounds in win over Syracuse
- Added team-high 17 points with 4 boards in win over Northwestern
- Added 15 points, 9 in the first quarter, off 3 threes in win at Minnesota

AT MARYLAND (2022-23):

- Suffered torn ACL in preseason

AS A SOPHOMORE AT TOWSON (2021-22):

- All-CAA Third Team
- Preseason WNIT All-Tournament Team
- 2X CAA Player of the Week (Dec. 13, Jan. 17)

AS A FRESHMAN AT TOWSON (2020-21):

- All-CAA Rookie Team
- First freshman to start every regular season game since 2006-07 season
- Named CAA Rookie of the Week (12/7)

THE KUBEK FILE...

- Played forward/center for head coach Marcus Thompson and the Lady Warriors
- Named 2020 Delaware Gatorade Player of the Year, 2020 Delaware DSCBA Player of the Year
- Helped her team win the 2019 Delaware State Championship
- Averaged 20.2 points per game her senior year and reached 1,000 points
- In the 2019-20 season also averaged 9.8 rebounds, 3.7 steals, 1.8 blocks per game
- Helped her team to a 20-1 record her senior season
- Won the 2019 Nike EYBL Indianapolis Championship
- In high school she received All-State team accolades four years running, and was also named the Delaware State Player of the Year
- Named First Team Independent Conference Basketball four times
- Earned academic honor roll all four years
- Played soccer and volleyball her freshman year
- Played for the AAU Team the Philly Belles
- Daughter of Jessie and Michael KubeK
- Has an older sister, Sophie
- Nickname is Gator (Alligator)

#14 KUBEK, Allie

Opponent	Date	GS	MIN	Total		3-Pointers		Free throws		Rebounds		PF	A	TO	BLK	STL	PTS	AVG		
				FG-FGA	PCT	3FG-3FGA	PCT	FT-FTA	PCT	OFF	DEF								TOT	AVG
Harvard	11/06/2023		21:53	4-6	.667	0-0	.000	0-2	.000	3	1	4	4.0	1	0	2	1	8	8.0	
at South Carolina	11/12/2023		23:23	3-10	.300	1-4	.250	0-0	.000	2	3	5	4.5	4	0	2	1	7	7.5	
at UConn	11/16/2023		20:49	1-3	.333	0-1	.000	1-2	.500	2	0	2	3.7	1	0	2	0	3	6.0	
Syracuse	11/19/2023		29:09	10-14	.714	1-1	1.000	2-3	.667	4	4	8	4.8	3	1	1	0	23	10.3	
vs Washington St.	11/23/2023	*	26:26	4-6	.667	1-1	1.000	2-2	1.000	0	4	4	4.6	0	1	0	0	11	10.4	
vs Green Bay	11/24/2023	*	13:02	1-3	.333	0-0	.000	0-0	.000	3	2	5	4.7	0	0	1	1	2	9.0	
vs Massachusetts	11/25/2023	*	22:27	3-3	1.000	0-0	.000	2-4	.500	2	2	4	4.6	3	1	1	0	2	8.9	
Niagara	11/29/2023	*	23:22	4-6	.667	0-0	.000	4-5	.800	1	3	4	4.5	0	0	1	0	12	9.3	
George Mason	12/03/2023	*	23:29	2-4	.500	0-0	.000	2-2	1.000	2	7	9	5.0	1	0	3	0	6	8.9	
Northwestern	12/10/2023	*	30:39	7-13	.538	1-1	1.000	2-4	.500	3	1	4	4.9	1	0	0	0	17	9.7	
Towson	12/12/2023	*	26:42	7-9	.778	1-2	.500	2-3	.667	2	2	4	4.8	2	1	1	0	17	10.4	
James Madison	12/20/2023	*	22:38	2-9	.222	0-2	.000	4-5	.800	1	4	5	4.8	2	0	2	1	8	10.2	
at Nebraska	12/31/2023	*	25:43	4-8	.500	1-3	.333	1-2	.500	3	2	5	4.8	3	1	1	0	10	10.2	
at Minnesota	01/03/2024	*	25:40	6-11	.545	3-5	.600	0-0	.000	1	0	1	4.6	3	0	3	0	1	15	10.5
at Michigan St.	01/09/2024	*	11:19	0-1	.000	0-0	.000	0-0	.000	0	1	1	4.3	1	0	1	0	0	9.8	
Purdue	01/14/2024	*	14:00	0-1	.000	0-0	.000	0-0	.000	1	2	3	4.3	2	0	3	0	1	9.2	
Ohio St.	01/17/2024	*	05:30	0-0	.000	0-0	.000	0-0	.000	0	1	1	4.1	3	0	0	0	0	8.6	
Totals			13 366:11	58-107	.542	9-20	.450	22-34	.647	30	39	69	4.1	30	5	24	6	9	147	8.6

Player Averages

Games Played	Minutes/game	Points/game	FG Pct	3FG Pct	FT Pct	Rebounds/game	Assists/game	Turnovers/game	Assist/Turnover ratio	Steals/game	Blocks/game
17	21.5	8.6	54.2	45.0	64.7	4.1	0.3	1.4	0.2	0.5	0.4

► SEASON/CAREER HIGHS

	SEASON	CAREER HIGHS
POINTS	23 vs. Syracuse (11/19/23)	28 vs. James Madison (1/16/22)
REBOUNDS	9 vs. George Mason (12/3/23)	16 vs. Old Dominion (3/18/22)
FG MADE	10 vs. Syracuse (11/19/23)	11 vs. James Madison (1/16/22)
FG ATT.	14 vs. Syracuse (11/19/23)	21 vs. Northeastern (1/28/22)
3 FG MADE	3 at Minnesota (1/3/24)	4 vs. William & Mary (1/9/22)
3 FG ATT.	5 at Minnesota (1/3/24)	7 (2x), last vs. Northeastern (1/28/22)
FT MADE	4 (2x) last vs. James Madison (12/20/23) 7 (2x), last UNCW (2/18/22)	
FT ATT.	5 (2x) last vs. James Madison (12/20/23) 14 vs. UNCW (2/18/22)	
ASSISTS	1 (5x) last at Nebraska (12/31/23)	4 (3x), last at C of Charleston (1/21/22)
BLOCKS	1 (5x) last at Nebraska (12/31/23)	4 at C of Charleston (1/21/22)
STEALS	2 (2x) last vs. UMass (11/25/23)	3 at UNCW (1/23/22)
MINUTES	31 vs. Northwestern (12/10/23)	43 vs. Hofstra (3/11/21)

► MISCELLANEOUS STATS

Category	Season	Career	Last Time
Double-Figure Scoring	7	40	15 at Minnesota (1/3/24)
10-plus Rebounds		10	16 vs. Old Dominion (3/18/22)
Double-Doubles		9	21 pts, 16 rebs vs. Old Dominion (3/18/22)

				Field Goals		3-Point		F-Throws		Rebounds									Scoring	
SEASON	TEAM	GP-GS	MIN/AVG	FG-FGA	FG%	3FG-3FGA	3FG%	FT-FTA	FT%	OFF	DEF	TOT	AVG	PF-FO	A	TO	BLK	STL	PTS	AVG
2020-21	Towson	22-22	603/27.4	77-166	.464	11-35	.314	28-49	.571	55	101	156	7.1	40-2	20	49	8	11	193	8.8
2021-22	Towson	32-31	918/28.7	170-339	.501	32-97	.330	95-150	.633	82	117	199	6.2	51-0	28	62	29	33	467	14.6
2023-24	MD	17-13	366/21.5	58-107	.542	9-20	.450	22-34	.647	30	39	69	4.1	30-0	5	24	6	9	147	8.6
TOTAL FOR MD		17-13	366/21.5	58-107	.542	9-20	.450	22-34	.647	30	39	69	4.1	30-0	5	24	6	9	147	8.6
TOTAL		71-66	1887/26.6	305-612	.498	52-152	.342	145-233	.622	167	257	424	6.0	121-2	53	135	43	53	807	11.4



#15 ZEN NUAKO

GUARD • 5-6 • FR • HS • BOWIE, MD (PLANO SENIOR (TX))

IG: IAMZEN.N / TW: NUAKOZEN



#15 NUAKO, Zen

Opponent	Date	GS	MIN	Total FG-FGA	PCT	3FG-3FGA	PCT	FT-FTA	PCT	Rebounds OFF DEF TOT	AVG	PF	A TO	BLK	STL	PTS	AVG
vs Massachusetts	11/25/2023		02:19	0-0	.000	0-0	.000	0-0	.000	0	0	0	0	0	0	0	0.0
Niagara	11/29/2023		01:09	0-1	.000	0-0	.000	0-0	.000	0	0	0	0	0	0	0	0.0
Towson	12/12/2023		03:10	0-1	.000	0-0	.000	0-0	.000	0	2	2	0.7	0	0	0	0.0
James Madison	12/20/2023		01:49	0-0	.000	0-0	.000	0-0	.000	0	1	1	0.8	0	0	0	0.0
Totals		0	08:27	0-2	.000	0-0	.000	0-0	.000	0	3	3	0.8	0	0	0	0.0

Player Averages

Games Played	Minutes/ game	Points/ game	FG Pct	3FG Pct	FT Pct	Rebounds/ game	Assists/ game	Turnovers/ game	Assist/Turnover ratio	Steals/ game	Blocks/ game
4	2.1	0.0	0.0	0.0	0.0	0.8	0.0	0.0	0.0	0.0	0.0

BEFORE MARYLAND:

- Named 2nd Team All-District, Academic All-District, and Athletic Achievement honoree
- Also named team captain
- Played AAU for Top Achievers Foundation

THE NUAKO FILE...

- Parents are Joanna Gyermeh and Robert Nuako
- Has four siblings - Magnus, Jaaziel Nuako, Jasmine Nuako and Jaiden
- Plays guitar
- Lists Muhammad Ali and Florence Griffith Joyner as her sports heroes
- Letters & Sciences major

SEASON/CAREER HIGHS

	SEASON	CAREER HIGHS
POINTS		
REBOUNDS	2 vs. Towson (12/12/23)	2 vs. Towson (12/12/23)
FG MADE		
FG ATT.	1 (2x) last vs. Towson (12/12/23)	1 (2x) last vs. Towson (12/12/23)
3 FG MADE		
3 FG ATT.		
FT MADE		
FT ATT.		
ASSISTS		
BLOCKS		
STEALS		
MINUTES	3 vs. Towson (12/12/23)	3 vs. Towson (12/12/23)

				Field Goals		3-Point		F-Throws		Rebounds									Scoring	
SEASON	TEAM	GP-GS	MIN/AVG	FG-FGA	FG%	3FG-3FGA	3FG%	FT-FTA	FT%	OFF	DEF	TOT	AVG	PF-FO	A	TO	BLK	STL	PTS	AVG
2023-24	MD	4-0	8/2.1	0-2	.000	0-0	.000	0-0	.000	0	3	3	0.8	0-0	0	0	0	0	0	0.0
TOTAL		4-0	8/2.1	0-2	.000	0-0	.000	0-0	.000	0	3	3	0.8	0-0	0	0	0	0	0	0.0



#20 HAWA DOUMBOUYA

CENTER • 6-5 • FR • HS • BRONX, NY (OUR LADY OF MOUNT CARMEL (MD))

IG IAMHAWAD / TW HAWAD00



AS A FRESHMAN (2023-24)...

- Picked up career-highs in points (8), rebounds (5), assists (3), steals (1) and minutes (9) in win over Towson

BEFORE MARYLAND:

- Played at Our Lady of Mount Carmel (Md.), where she averaged 9 points, 7 rebounds, 2 assists and 3 blocks as a junior
- Helped her team win the IAAM B conference Championship in 2022
- Played AAU with Team Thrill and Team Takeover.

THE DOUMBOUYA FILE...

- Mom is also named Hawa
- Has three siblings - Djata, Mohamed, Fatima
- Came to Maryland because she loved the environment and instantly felt the love and family
- Can also speak French
- Letters & Sciences major

#20 DOUMBOUYA, Hawa

Opponent	Date	GS	MIN	Total	3-Pointers	Free throws	Rebounds	PF	A	TO	BLK	STL	PTS	AVG
at South Carolina	11/12/2023		01:40	0-1 .000	0-0 .000	1-2 .500	0 0 0 0.0	0	0	0	0	0	1	1.0
Syracuse	11/19/2023		02:08	1-2 .500	0-0 .000	0-0 .000	1 1 2 1.0	0	0	2	0	0	2	1.5
vs Washington St.	11/23/2023		03:22	1-2 .500	0-0 .000	0-2 .000	2 0 2 1.3	0	0	0	0	0	2	1.7
vs Massachusetts	11/25/2023		05:55	1-3 .333	0-0 .000	0-2 .000	2 2 4 2.0	2	2	0	0	0	2	1.8
Niagara	11/29/2023		07:51	3-3 1.000	0-0 .000	0-0 .000	0 2 2 2.0	0	0	1	2	0	6	2.6
Northwestern	12/10/2023		03:09	0-3 .000	0-0 .000	0-0 .000	0 1 1 1.8	0	0	1	0	0	0	2.2
Towson	12/12/2023		08:36	3-3 1.000	0-0 .000	2-2 1.000	3 2 5 2.3	2	3	1	1	1	8	3.0
Purdue	01/14/2024		03:47	0-0 .000	0-0 .000	2-2 1.000	0 1 1 2.1	0	1	0	0	0	2	2.9
Totals			0 36:28	9-17 .529	0-0 .000	5-10 .500	8 9 17 2.1	4	6	5	3	1	23	2.9

Player Averages

Games Played	Minutes/ game	Points/ game	FG Pct	3FG Pct	FT Pct	Rebounds/ game	Assists/ game	Turnovers/ game	Assist/Turnover ratio	Steals/ game	Blocks/ game
8	4.6	2.9	52.9	0.0	50.0	2.1	0.8	0.6	1.2	0.1	0.4

SEASON/CAREER HIGHS

	SEASON	CAREER HIGHS
POINTS	8 vs. Towson (12/12/23)	8 vs. Towson (12/12/23)
REBOUNDS	5 vs. Towson (12/12/23)	5 vs. Towson (12/12/23)
FG MADE	3 (2x) last vs. Towson (12/12/23)	3 (2x) last vs. Towson (12/12/23)
FG ATT.	3 (4x) last vs. Towson (12/12/23)	3 (4x) last vs. Towson (12/12/23)
3 FG MADE		
3 FG ATT.		
FT MADE	2 (2x) last vs. Purdue (1/14/24)	2 (2x) last vs. Purdue (1/14/24)
FT ATT.	2 (5x) last vs. Purdue (1/14/24)	2 (5x) last vs. Purdue (1/14/24)
ASSISTS	3 vs. Towson (12/12/23)	3 vs. Towson (12/12/23)
BLOCKS	2 vs. Niagara (11/29/23)	2 vs. Niagara (11/29/23)
STEALS	1 vs. Towson (12/12/23)	1 vs. Towson (12/12/23)
MINUTES	9 vs. Towson (12/12/23)	9 vs. Towson (12/12/23)

MISCELLANEOUS STATS

Category	Season	Career	Last Time
Double-Figure Scoring			
10-plus Rebounds			
Double-Doubles			

				Field Goals		3-Point		F-Throws		Rebounds				Scoring						
SEASON	TEAM	GP-GS	MIN/AVG	FG-FGA	FG%	3FG-3FGA	3FG%	FT-FTA	FT%	OFF	DEF	TOT	AVG	PF-FO	A	TO	BLK	STL	PTS	AVG
2023-24	MD	8-0	36/4.6	9-17	.529	0-0	.000	5-10	.500	8	9	17	2.1	4-0	6	5	3	1	23	2.9
TOTAL		8-0	36/4.6	9-17	.529	0-0	.000	5-10	.500	8	9	17	2.1	4-0	6	5	3	1	23	2.9



#21 EMMA CHARDON

FORWARD • 6-2 • R-SO • 1V • GENEVA, SWITZERLAND (CEC ANDRÉ CHAVANNE)

EMMAACHARDON



AS A JUNIOR (2023-24):

- Suffered torn ACL in game vs. Niagara (11/29/23)

AS A SOPHOMORE (2022-23):

- Suffered torn meniscus in first game of the season

AS A FRESHMAN (2021-22):

- Saw action in 17 games, scoring 16 points with 11 rebounds
- Shot 46% from the floor

THE CHARDON FILE...

- On Swiss National Team since she was 15
- Played with Swiss National Team in FIBA U20 European Championship (Division B) in summer of 2022, where she averaged 25.6 minutes, 14.4 points, 55.3% from the floor
- Played with the Swiss National Team in FIBA Euro Challengers in the summer of 2021
- Averaged 18.4 points, 11.3 rebounds and shot 53.7 percent from the floor in the FIBA U-16 championships in 2016
- In 2019, she put up 15.8 points, 11.8 rebounds and shot 51.8 percent in the FIBA U-18 Championships
- Played for Geneve Basket, where as the team's starting small forward in 2019-20, averaged 11.8 points and 7.9 rebounds while leading the team in field goal percentage at 65.5 percent
- Participated in the NBA Academy Women's Program, an elite basketball development initiative that provides top high school-age prospects from outside the U.S. with a holistic approach to player development
- In April 2019, joined participants from Africa, Australia, China, India, and Mexico, in addition to select players from Canada and Europe, for a three-day minicamp at the 2019 NCAA Women's Final Four
- Parents are Christophe and Dieynaba Chardon
- One sibling, Yoan
- Psychology major

#21 CHARDON, Emma

Opponent	Date	GS	MIN	Total FG-FGA	PCT	3-Pointers 3FG-3FGA	PCT	Free throws FT-FTA	PCT	Rebounds OFF DEF TOT	PF	A TO	BLK	STL	PTS	AVG
Harvard	11/06/2023		14:47	5-5	1.000	0-0	.000	0-0	.000	0 1 1	1	1	0	0	10	10.0
at South Carolina	11/12/2023		05:57	0-1	.000	0-0	.000	0-0	.000	0 0 0	0	0.5	0	1	0	5.0
at UConn	11/16/2023		03:24	0-0	.000	0-0	.000	0-0	.000	0 0 0	0	0.3	0	0	0	3.3
Syracuse	11/19/2023		01:45	0-0	.000	0-0	.000	0-0	.000	0 0 0	0	0.3	0	0	0	2.5
vs Washington St.	11/23/2023		06:23	0-0	.000	0-0	.000	0-0	.000	0 1 1	0.4	0	0	0	0	2.0
vs Green Bay	11/24/2023		00:06	0-0	.000	0-0	.000	0-0	.000	0 0 0	0.3	0	0	0	0	1.7
vs Massachusetts	11/25/2023		13:32	0-0	.000	0-0	.000	0-0	.000	1 1 2	0.6	3	0	2	0	1.4
Niagara	11/29/2023		08:15	0-0	.000	0-0	.000	2-2	1.000	0 0 0	0.5	0	0	0	2	1.5
Totals			54:09	5-6	.833	0-0	.000	2-2	1.000	1 3 4	0.5	5	2	3	0	12

Player Averages

Games Played	Minutes/game	Points/game	FG Pct	3FG Pct	FT Pct	Rebounds/game	Assists/game	Turnovers/game	Assist/Turnover ratio	Steals/game	Blocks/game
8	6.8	1.5	83.3	0.0	100.0	0.5	0.3	0.4	0.7	0.0	0.0

SEASON/CAREER HIGHS

	SEASON	CAREER HIGHS
POINTS	10 vs. Harvard (11/6/23)	10 vs. Harvard (11/6/23)
REBOUNDS	2 vs. UMass (11/25/23)	3 vs. Penn State (1/6/22)
FG MADE	5 vs. Harvard (11/6/23)	5 vs. Harvard (11/6/23)
FG ATT.	5 vs. Harvard (11/6/23)	5 vs. Harvard (11/6/23)
3 FG MADE		
3 FG ATT.		1 vs. Penn State (1/6/22)
FT MADE	2 vs. Niagara (11/29/23)	2 (2x) last vs. Niagara (11/29/23)
FT ATT.	2 vs. Niagara (11/29/23)	3 vs. Mount St. Mary's (11/16/21)
ASSISTS	1 vs. Harvard (11/6/23)	1 (2x), last vs. Harvard (11/6/23)
BLOCKS		
STEALS		1 (2x), last vs. Wisconsin (2/9/22)
MINUTES	15 vs. Harvard (11/6/23)	15 vs. Harvard (11/6/23)

MISCELLANEOUS STATS

Category	Season	Career	Last Time
Double-Figure Scoring	1	1	10 vs. Harvard (11/6/23)
10-plus Rebounds			
Double-Doubles			

				Field Goals		3-Point		F-Throws		Rebounds				Scoring						
SEASON	TEAM	GP-GS	MIN/AVG	FG-FGA	FG%	3FG-3FGA	3FG%	FT-FTA	FT%	OFF	DEF	TOT	AVG	PF-FO	A	TO	BLK	STL	PTS	AVG
2021-22	MD	17-0	81/4.8	6-13	.462	0-1	.000	4-7	.571	3	8	11	0.6	11-0	1	7	1	2	16	0.9
2022-23	MD	1-0	4/4.3	0-0	.000	0-0	.000	0-0	.000	0	0	0	0.0	0-0	0	0	0	0	0	0.0
2023-24	MD	8-0	54/6.8	5-6	.833	0-0	.000	2-2	1.000	1	3	4	0.5	5-0	2	3	0	0	12	1.5
TOTAL		26-0	139/5.4	11-19	.579	0-1	.000	6-9	.667	4	11	15	0.6	16-0	3	10	1	2	28	1.1



#24 BRI McDANIEL

GUARD • 5-10 • SO • IV • CHICAGO, IL (KENWOOD ACADEMY)

📷 BRI.DOLL23X / 🐦 BRI_DOLL23



AS A SOPHOMORE (2023-24):

- Scored in double figures in 8 games so far
- Big Ten Player of the Week Honor Roll (1/15/24)
- Went 8-10 at the line for 12 points, career-high 5 assists and steal on last play of the game to seal win over Syracuse
- Made first career start and finished with 18 points, 9 in the first quarter, with 5 boards and 5 steals vs. Niagara
- Led team with 19 points, 9 in the first quarter, with 7 boards and 6 assists vs. Towson
- Added 20 points with 8 boards and 3 steals at Michigan State
- Led team with career-high 25 points, 11 in third quarter, with 7 assists, 5 rebounds, 4 steals vs. Purdue

AS A FRESHMAN (2022-23):

- Saw action in 34 games
- Scored 13 points with 7 boards in her first game as a Terp, a win at George Mason
- Hit buzzer beater three to end third quarter in win over Michigan State
- Nabbed big steal and score to end first half at Nebraska
- Scored career-high 14 points off 4 three-pointers with 4 steals and 3 boards in front of hometown crowd at Northwestern (2/9/23)
- Added 8 points, 2 rebounds, 2 steals, 2 assists in come-from-behind win over Illinois (2/12/23)
- Named USBWA Freshman of the Week (2/14/23)
- Added 9 points, including 7 in a key first half run, with 2 boards, a block and an assist in Big Ten Tournament Quarterfinals (3/3/23)
- Added 5 points, 4 boards and 2 steals in Sweet 16 win over #10 Notre Dame

THE McDANIEL FILE...

- Four star recruit that was ranked No. 42 in ESPN's class of 2022
- Blue Star All-American
- The top-ranked senior in the state of Illinois
- Chicago Public School First Team All-City selection
- Earned AP Illinois All-State First Team honors twice and Second Team honors once
- Runner-up for Illinois Ms. Basketball
- Averaged 16.0 points, 6.0 rebounds, 4.0 assists and 2.0 steals throughout her high school career
- In junior and senior season, earned the team's Most Valuable Player honor
- Played AAU for Chicago Hoops Express
- Four-year honor roll student

#24 MCDANIEL, Bri

Opponent	Date	GS	MIN	Total		3-Pointers		Free throws		Rebounds		PF	A	TO	BLK	STL	PTS	AVG		
				FG-FA	PCT	3FG-3FGA	PCT	FT-FTA	PCT	OFF	DEF								TOT	AVG
Harvard	11/06/2023		20:05	4-7	.571	1-1	1.000	0-0	.000	0	4	4	4.0	2	2	1	1	9	9.0	
at South Carolina	11/12/2023		16:30	4-8	.500	2-2	1.000	0-0	.000	0	1	1	2.5	3	1	1	0	10	9.5	
at UConn	11/16/2023		15:03	1-2	.500	0-0	.000	1-1	1.000	0	0	0	1.7	4	2	4	0	3	7.3	
Syracuse	11/19/2023		20:57	2-7	.286	0-1	.000	8-10	.800	1	3	4	2.3	4	5	1	0	3	12	8.5
vs Washington St.	11/23/2023		17:11	2-12	.167	0-3	.000	3-6	.500	0	2	2	2.2	4	1	2	0	7	8.2	
vs Green Bay	11/24/2023		30:44	4-13	.308	0-3	.000	11-12	.917	2	6	8	3.2	3	0	3	1	2	19	10.0
vs Massachusetts	11/25/2023		17:21	2-4	.500	0-0	.000	4-4	1.000	0	0	2	2.7	1	2	2	0	4	8	9.7
Niagara	11/29/2023	*	24:47	6-8	.750	1-1	1.000	5-6	.833	1	4	5	3.0	2	4	4	0	5	18	10.8
George Mason	12/03/2023	*	16:53	3-7	.429	0-0	.000	3-3	1.000	1	1	2	2.9	1	0	3	0	9	10.6	
Northwestern	12/10/2023	*	15:32	4-8	.500	0-1	.000	0-0	.000	1	4	5	3.1	2	1	1	0	1	8	10.3
Towson	12/12/2023	*	29:37	8-11	.727	1-2	.500	2-2	1.000	1	6	7	3.5	1	6	1	1	1	19	11.1
James Madison	12/20/2023	*	31:14	6-11	.545	1-2	.500	2-2	1.000	1	8	9	3.9	2	3	3	1	3	15	11.4
at Nebraska	12/31/2023	*	28:41	3-9	.333	0-1	.000	2-4	.500	1	2	3	3.8	5	5	2	0	3	8	11.2
at Minnesota	01/03/2024	*	27:45	2-5	.400	1-2	.500	4-4	1.000	1	6	7	4.1	1	6	2	1	1	9	11.0
at Michigan St.	01/09/2024	*	29:46	6-14	.429	0-1	.000	8-8	1.000	1	7	8	4.3	5	2	1	0	3	20	11.6
Purdue	01/14/2024	*	34:52	8-16	.500	4-7	.571	5-6	.833	1	4	5	4.4	2	7	4	0	4	25	12.4
Ohio St.	01/17/2024	*	37:10	7-14	.500	0-1	.000	2-3	.667	3	1	4	4.4	2	6	0	0	3	16	12.6
Totals		10	414:08	72-156	.462	11-28	.393	60-71	.845	15	59	74	4.4	44	53	35	5	34	215	12.6

Player Averages

Games Played	Minutes/game	Points/game	FG Pct	3FG Pct	FT Pct	Rebounds/game	Assists/game	Turnovers/game	Assist/Turnover ratio	Steals/game	Blocks/game
17	24.4	12.6	46.2	39.3	84.5	4.4	3.1	2.1	1.5	2.0	0.3


SEASON/CAREER HIGHS

	SEASON	CAREER HIGHS
POINTS	25 vs. Purdue (1/14/24)	25 vs. Purdue (1/14/24)
REBOUNDS	9 vs. James Madison (12/20/23)	9 vs. James Madison (12/20/23)
FG MADE	8 (2x) last vs. Purdue (1/14/24)	8 (2x) last vs. Purdue (1/14/24)
FG ATT.	16 vs. Purdue (1/14/24)	16 vs. Purdue (1/14/24)
3 FG MADE	4 vs. Purdue (1/14/24)	4 (2x) last vs. Purdue (1/14/24)
3 FG ATT.	7 vs. Purdue (1/14/24)	7 vs. Purdue (1/14/24)
FT MADE	11 vs. Green Bay (11/24/23)	11 vs. Green Bay (11/24/23)
FT ATT.	12 vs. Green Bay (11/24/23)	12 vs. Green Bay (11/24/23)
ASSISTS	7 vs. Purdue (1/14/24)	7 vs. Purdue (1/14/24)
BLOCKS	1 (4x) last at Minnesota (1/3/24)	1 (4x), last at Minnesota (1/3/24)
STEALS	5 vs. Niagara (11/29/23)	5 vs. Niagara (11/29/23)
MINUTES	37 vs. #18 Ohio State (1/17/24)	37 vs. #18 Ohio State (1/17/24)

MISCELLANEOUS STATS

Category	Season	Career	Last Time
Double-Figure Scoring	9	11	16 vs. #18 Ohio State (1/17/24)
20-plus Points	2	2	25 vs. Purdue (1/14/24)
10-plus Rebounds			
Double-Doubles			

				Field Goals		3-Point		F-Throws		Rebounds								Scoring		
SEASON	TEAM	GP-GS	MIN/AVG	FG-FGA	FG%	3FG-3FGA	3FG%	FT-FTA	FT%	OFF	DEF	TOT	AVG	PF-FO	A	TO	BLK	STL	PTS	AVG
2022-23	MD	34-0	323/9.5	35-82	.427	12-24	.500	21-33	.636	19	33	52	1.5	42-0	12	21	2	20	103	3.0
2023-24	MD	17-10	414/24.4	72-156	.462	11-28	.393	60-71	.845	15	59	74	4.4	44-2	53	35	5	34	215	12.6
TOTAL		51-10	737/14.5	107-238	.450	23-52	.442	81-104	.779	34	92	126	2.5	86-2	65	56	7	54	318	6.2



#30 MARY SAREEN

GUARD • 5-8 • FR • HS • WAYNE, PA (RADNOR)

📷 MARYSAREEN



#30 SAREEN, Mary

Opponent	Date	GS	MIN	Total FG-FGA	PCT	3FG-3FGA	PCT	Free throws FT-FTA	PCT	Rebounds OFF DEF TOT	AVG	PF	A TO	BLK	STL	PTS	AVG
vs Massachusetts	11/25/2023		02:19	1-2	.500	0-0	.000	0-0	.000	0 0	0.0	0	0	0	0	2	2.0
Niagara	11/29/2023		01:09	0-0	.000	0-0	.000	0-0	.000	0 0	0.0	0	0	0	0	0	1.0
Towson	12/12/2023		03:59	0-1	.000	0-0	.000	0-0	.000	0 0	0.0	0	1	0	0	0	0.7
James Madison	12/20/2023		01:49	0-1	.000	0-1	.000	0-0	.000	0 0	0.0	0	0	0	0	0	0.5
Totals			09:16	1-4	.250	0-1	.000	0-0	.000	0 0	0.0	0	2	0	0	2	0.5

Player Averages

Games Played	Minutes/ game	Points/ game	FG Pct	3FG Pct	FT Pct	Rebounds/ game	Assists/ game	Turnovers/ game	Assist/Turnover ratio	Steals/ game	Blocks/ game
4	2.3	0.5	25.0	0.0	0.0	0.0	0.5	0.0	2.0	0.0	0.0

BEFORE MARYLAND:

- Named MVP of Radnor's Varsity team twice and MVP of JV once as well
- Suffered a knee injury her junior year during team's playoff run
- Played AAU for Kyniska- 2020-2021, Philly Roots 2021-2022

THE SAREEN FILE...

- Parents are Tara and Anujeet Sareen
- Has seven siblings - Adam, Kiran, Kaylana, Neil, Julia, Alex, Matthew
- Plays the piano
- Lists Kobe Bryant as her sports hero
- Kinesiology major that wants to work in sports medicine with a focus on injury rehab or physical therapy
- Parents are Tara and Anujeet Sareen
- Has seven siblings - Adam, Kiran, Kaylana, Neil, Julia, Alex, Matthew
- Plays the piano
- Lists Kobe Bryant as her sports hero
- Kinesiology major that wants to work in sports medicine with a focus on injury rehab or physical therapy

SEASON/CAREER HIGHS

	SEASON	CAREER HIGHS
POINTS	2 vs. UMass (11/25/23)	2 vs. UMass (11/25/23)
REBOUNDS		
FG MADE	1 vs. UMass (11/25/23)	1 vs. UMass (11/25/23)
FG ATT.	2 vs. UMass (11/25/23)	2 vs. UMass (11/25/23)
3 FG MADE		
3 FG ATT.	1 vs. James Madison (12/20/23)	1 vs. James Madison (12/20/23)
FT MADE		
FT ATT.		
ASSISTS	1 (2x) last vs. Towson (12/23/23)	1 (2x) last vs. Towson (12/23/23)
BLOCKS		
STEALS		
MINUTES	4 vs. Towson (12/23/23)	4 vs. Towson (12/23/23)

SAREEN, Mary

				Field Goals		3-Point		F-Throws		Rebounds								Scoring		
SEASON	TEAM	GP-GS	MIN/AVG	FG-FGA	FG%	3FG-3FGA	3FG%	FT-FTA	FT%	OFF	DEF	TOT	AVG	PF-FO	A	TO	BLK	STL	PTS	AVG
2023-24	MD	4-0	9/2.3	1-4	.250	0-1	.000	0-0	.000	0	0	0	0.0	0-0	2	0	0	0	2	0.5



#33 SUMMER BOSTOCK

GUARD • 6-1 • FR • HS • TORONTO, ONTARIO (KINGS CHRISTIAN COLLEGE)

📷 SUMMERBOSTOCK_ / 🐦 BOSTOCKSUMMER



AS A REDSHIRT FRESHMAN (2022-23):

- Enrolled at Maryland in January 2023 to begin practicing and working out with the team
- Part of Elite Eight squad

BEFORE MARYLAND:

- Averaged 27.3 points, 11 rebounds, four steals and three assists in 2021-22
- Averaged 7.7 points, 3.8 rebounds and 1.6 assists per game for Canada in the 2021 FIBA Under-16 Women's Americas Championship
- Played AAU with Become One

THE BOSTOCK FILE...

- Mom is Tara Bostock
- Came to Maryland because she loved the family environment
- Intends to study business
- Letters & Sciences major

#33 BOSTOCK, Summer

Opponent	Date	GS	MIN	Total	3-Pointers	Free throws	Rebounds	PF	A TO	BLK	STL	PTS	AVG
vs Washington St.	11/23/2023		02:25	0-0 .000	0-0 .000	0-0 .000	0 0 0 0.0	0	0	1	0	0	0.0
vs Massachusetts	11/25/2023		12:42	1-3 .333	0-1 .000	3-4 .750	1 5 6 3.0	2	1	0	0	1	5 2.5
Niagara	11/29/2023		08:06	0-2 .000	0-0 .000	0-0 .000	2 3 5 3.7	0	2	2	0	0	1.7
Northwestern	12/10/2023		02:03	0-0 .000	0-0 .000	0-0 .000	0 0 0 2.8	0	0	0	0	0	1.3
Towson	12/12/2023		01:44	0-0 .000	0-0 .000	2-2 1.000	0 0 0 2.2	0	0	0	0	0	2 1.4
James Madison	12/20/2023		10:51	2-5 .400	0-0 .000	2-2 1.000	1 1 2 2.2	0	0	0	0	0	6 2.2
Purdue	01/14/2024		03:47	1-1 1.000	0-0 .000	0-0 .000	0 1 1 2.0	0	0	0	0	0	2 2.1
Totals			0 41:38	4-11 .364	0-1 .000	7-8 .875	4 10 14 2.0	2 3 3	0 1 15	2.1			

Player Averages

Games Played	Minutes/game	Points/game	FG Pct	3FG Pct	FT Pct	Rebounds/game	Assists/game	Turnovers/game	Assist/Turnover ratio	Steals/game	Blocks/game
7	5.9	2.1	36.4	0.0	87.5	2.0	0.4	0.4	1.0	0.1	0.0


▶ SEASON/CAREER HIGHS

	SEASON	CAREER HIGHS
POINTS	6 vs. James Madison (12/20/23)	6 vs. James Madison (12/20/23)
REBOUNDS	6 vs. UMass (11/25/23)	6 vs. UMass (11/25/23)
FG MADE	2 vs. James Madison (12/20/23)	2 vs. James Madison (12/20/23)
FG ATT.	5 vs. James Madison (12/20/23)	5 vs. James Madison (12/20/23)
3 FG MADE		
3 FG ATT.	1 vs. UMass (11/25/23)	1 vs. UMass (11/25/23)
FT MADE	3 vs. UMass (11/25/23)	3 vs. UMass (11/25/23)
FT ATT.	4 vs. UMass (11/25/23)	4 vs. UMass (11/25/23)
ASSISTS	2 vs. Niagara (11/29/23)	2 vs. Niagara (11/29/23)
BLOCKS		
STEALS	1 vs. UMass (11/25/23)	1 vs. UMass (11/25/23)
MINUTES	13 vs. UMass (11/25/23)	13 vs. UMass (11/25/23)

▶ MISCELLANEOUS STATS

Category	Season	Career	Last Time
Double-Figure Scoring			
Double-Doubles			

				Field Goals		3-Point		F-Throws		Rebounds								Scoring		
SEASON	TEAM	GP-GS	MIN/AVG	FG-FGA	FG%	3FG-3FGA	3FG%	FT-FTA	FT%	OFF	DEF	TOT	AVG	PF-FO	A	TO	BLK	STL	PTS	AVG
2023-24	MD	7-0	42/5.9	4-11	.364	0-1	.000	7-8	.875	4	10	14	2.0	2-0	3	3	0	1	15	2.1
TOTAL		7-0	42/5.9	4-11	.364	0-1	.000	7-8	.875	4	10	14	2.0	2-0	3	3	0	1	15	2.1



#34 EMILY FISHER

GUARD • 6-0 • FR • HS • LIBERTYVILLE, IL (LIBERTYVILLE)

📷 EMILY_FISHERR34 / 🐦 EMILY_FISHER3



AS A FRESHMAN (2023-24):

- Played a career-high 29 minutes and added 6 points, 8 rebounds in comeback win over George Mason
- Added 9 points, 8 rebounds in win over Towson

BEFORE MARYLAND:

- Ranked the No. 80 overall recruit by ESPN
- Named Lake County All-Area captain
- Averaged 13.7 points, 6.8 rebounds and 4.6 assists in her senior year
- Conference Player of the Year as a junior
- Also earned 4A First Team All-State, First Team All Conference, First Team All Area honors.
- In her career, she averaged 12.8 points, 7.1 rebounds and 2.7 assists.
- Named the Chicago Sun-Times Player of the Week.
- Picked up nine double-doubles and two triple-doubles as a junior
- Libertyville High School all-time block leader with 100
- Named an Illinois Gatorade Player of the Year candidate
- Played AAU for the Wolverinas

THE SAREEN FILE...

- Parents are Jeremy and Renee
- Has two younger siblings - Lily and Luke
- Came to Maryland because it felt like her second home and she came to win
- Dad played football at Drake
- Her number 34 is one of the numbers her dad wore in college
- Psychology major and be a sports psychologist

#34 FISHER, Emily

Opponent	Date	GS	MIN	Total		3-Pointers		Free throws		Rebounds		PF	A	TO	BLK	STL	PTS	AVG		
				FG-FGA	PCT	3FG-3FGA	PCT	FT-FTA	PCT	OFF	DEF								TOT	AVG
Harvard	11/06/2023	11:12	1-3	.333	0-1	.000	2-4	.500	1	3	4	4.0	1	0	2	0	0	4.0		
at South Carolina	11/12/2023	02:18	0-0	.000	0-0	.000	0-0	.000	1	0	1	2.5	0	0	0	0	0	2.5		
at UConn	11/16/2023	08:29	0-1	.000	0-0	.000	0-0	.000	0	2	2	2.3	1	2	0	1	0	1.3		
Syracuse	11/19/2023	01:21	0-0	.000	0-0	.000	0-0	.000	0	0	0	1.8	1	0	0	0	0	1.8		
vs Washington St.	11/23/2023	03:48	0-1	.000	0-0	.000	0-0	.000	2	0	2	1.8	1	1	2	0	0	0.8		
vs Green Bay	11/24/2023	08:40	0-2	.000	0-0	.000	0-0	.000	0	3	3	2.0	1	0	1	0	0	0.7		
vs Massachusetts	11/25/2023	12:56	2-2	1.000	0-0	.000	4-6	.667	2	1	3	2.0	1	3	0	0	0	1.7		
Niagara	11/29/2023	18:22	1-3	.333	0-1	.000	0-0	.000	1	6	7	2.8	1	2	1	1	0	2.1		
George Mason	12/03/2023	29:26	1-4	.250	0-0	.000	4-9	.444	5	3	8	3.3	2	1	0	2	1	6	2.2	
Northwestern	12/10/2023	26:46	1-1	1.000	0-0	.000	0-2	.000	1	6	7	3.7	1	3	0	0	1	2	2.2	
Towson	12/12/2023	26:19	3-5	.600	0-1	.000	3-3	1.000	2	6	8	4.1	2	1	1	1	9	2.9		
James Madison	12/20/2023	30:01	2-4	.500	0-0	.000	2-4	.500	1	3	4	4.1	2	2	0	1	2	6	3.1	
at Nebraska	12/31/2023	07:02	0-2	.000	0-1	.000	0-0	.000	0	0	0	3.8	1	0	0	0	1	0	2.8	
at Minnesota	01/03/2024	03:34	0-1	.000	0-0	.000	0-0	.000	0	0	0	3.5	0	0	0	0	0	0	2.6	
at Michigan St.	01/09/2024	01:23	0-0	.000	0-0	.000	0-0	.000	0	0	0	3.3	1	0	0	0	0	0	2.5	
Purdue	01/14/2024	15:00	1-2	.500	0-1	.000	2-2	1.000	0	2	2	2.0	0	0	0	0	1	0	1.4	
Ohio St.	01/17/2024	10:20	0-0	.000	0-0	.000	2-4	.500	1	1	2	3.1	3	0	0	0	0	1	2.25	
Totals		0	216:58	12-31	.387	0-5	.000	19-34	.559	17	36	53	3.1	21	11	10	6	9	43	2.5

Player Averages

Games Played	Minutes/ game	Points/ game	FG Pct	3FG Pct	FT Pct	Rebounds/ game	Assists/ game	Turnovers/ game	Assist/Turnover ratio	Steals/ game	Blocks/ game
17	12.8	2.5	38.7	0.0	55.9	3.1	0.6	0.6	1.1	0.5	0.4

► SEASON/CAREER HIGHS

	SEASON	CAREER HIGHS
POINTS	9 vs. Towson (12/23/23)	9 vs. Towson (12/23/23)
REBOUNDS	8 (2x) last vs. Towson (12/23/23)	8 (2x) last vs. Towson (12/23/23)
FG MADE	3 vs. Towson (12/23/23)	3 vs. Towson (12/23/23)
FG ATT.	5 vs. Towson (12/23/23)	5 vs. Towson (12/23/23)
3 FG MADE		
3 FG ATT.	1 (5x) last vs. Purdue (1/14/24)	1 (5x) last vs. Purdue (1/14/24)
FT MADE	4 (2x) last vs. George Mason (12/3/23)	4 (2x) last vs. George Mason (12/3/23)
FT ATT.	9 vs. George Mason (12/3/23)	9 vs. George Mason (12/3/23)
ASSISTS	3 vs. Northwestern (12/10/23)	3 vs. Northwestern (12/10/23)
BLOCKS	2 vs. George Mason (12/3/23)	2 vs. George Mason (12/3/23)
STEALS	2 vs. James Madison (12/20/23)	2 vs. James Madison (12/20/23)
MINUTES	30 vs. James Madison (12/20/23)	30 vs. James Madison (12/20/23)

► MISCELLANEOUS STATS

Category	Season	Career	Last Time
Double-Figure Scoring			
Double-Doubles			

				Field Goals		3-Point		F-Throws		Rebounds									Scoring	
SEASON	TEAM	GP-GS	MIN/AVG	FG-FGA	FG%	3FG-3FGA	3FG%	FT-FTA	FT%	OFF	DEF	TOT	AVG	PF-FO	A	TO	BLK	STL	PTS	AVG
2023-24	MD	8-0	36/4.6	9-17	.529	0-0	.000	5-10	.500	8	9	17	2.1	4-0	6	5	3	1	23	2.9
TOTAL		8-0	36/4.6	9-17	.529	0-0	.000	5-10	.500	8	9	17	2.1	4-0	6	5	3	1	23	2.9

SCORING

- A Player Scored 40 Points:** Brionna Jones (42) vs. Penn State, 1/11/2017
- A Player Scored 35 Points:** Kaila Charles (35) vs. Iowa, 3/10/2019
- A Player Scored 30 Points:** Diamond Miller (31) vs. Illinois, 2/12/23
- A Player Scored 20 Points in a Half:** Shyanne Sellers (20) vs. JMU, 12/20/23
- Two Players Scored 20 points in the Same Game:** Shyanne Sellers (23) and Bri McDaniel (20) at Michigan State, 1/9/2024
- A Player Scored 20+ Points in 3 Consecutive Games:** Kaila Charles (March 8-10, 2019)
- A Player Scored 20+ Points in 4 Consecutive Games:** Brionna Jones (March 4-19, 2017)
- A Player Scored At Least 30 Points in Back-to-Back Games:** Shatori Walker-Kimbrough (Feb. 2-5, 2016)
- Same Two Players Scored 20 points in Back-to-Back Games:** Diamond Miller (23) and Ashley Owusu (24) vs. Delaware, 3/18/22 and Diamond Miller (24) and Ashley Owusu (20) vs. FGCU (3/20/2022)
- Three Players Scored 20 Points in the Same Game:** Diamond Miller (24), Angel Reese (21), Ashley Owusu (20) vs. FGCU, 3/20/2022
- Five Players Scored in Double Figures in a Game:** Brinae Alexander (29), Bri McDaniel (18), Riley Nelson (15), Faith Masonius (14), Allie Kubek (12) vs. Niagara, 11/29/23
- Six Players Scored in Double Figures in a Game:** Mimi Collins (18), Angel Reese (18), Ashley Owusu (16), Katie Benzan (14), Chloe Bibby (13) and Shyanne Sellers (12) vs. Mount St. Mary's, 11/16/2021
- Seven Players Scored in Double Figures in a Game:** Kaila Charles (18), Shakira Austin (18), Ashley Owusu (18), Stephanie Jones (17), Sara Vujacic (15), Taylor Mikesell (14), Faith Masonius (12) vs. Wagner, 11/5/2019
- A Player had 20 points and 20 Rebounds in the Same Game:** Brionna Jones (20 points, 20 rebounds) vs. Washington State, 11/26/2016

FIELD GOAL SHOOTING

- Team shot 60 percent or better:** .672 (45-67) vs. Niagara, 11/29/23

REBOUNDS

- A Player Had 15 Rebounds:** Angel Reese (16) vs. Indiana, 2/25/2022
- A Player Had 16 Rebounds:** Angel Reese (16) vs. Indiana, 2/25/2022
- A Player Had 17 Rebounds:** Mimi Collins (17) at Wisconsin, 1/17/2018
- A Player Had 18 Rebounds:** Shakira Austin (21) vs. Coppin State, 11/9/2018
- A Player Had 19 Rebounds:** Shakira Austin (21) vs. Coppin State, 11/9/2018
- A Player Had 20 Rebounds:** Shakira Austin (21) vs. Coppin State, 11/9/2018
- A Player Had 25 Rebounds:** Never
- Two Players Had Double-Figure Rebounds in the Same Game:** Diamond Miller (10) and Abby Meyers (10) at Baylor, 11/20/22
- Three Players Had Double-Figure Rebounds in the Same Game:** Faith Masonius (12), Mimi Collins (11), Chloe Bibby (10) vs. James Madison, 12/19/2020

DOUBLE-DOUBLES/TRIPLE-DOUBLES

- A Player Had a Double/Double in Points and Rebounds:** Shyanne Sellers (28 points, 13 rebounds) vs. George Mason, 12/3/23
- A Player Had a Double/Double in Points and Assists:** Shyanne Sellers (13 points, 10 assists) vs. Northwestern, 12/10/23
- Two Players Had Double/Doubles in Points and Rebounds in the Same Game:** Diamond Miller (32 points, 13 rebounds) and Abby Meyers (13 points, 10 rebounds) at Baylor, 11/20/22
- Three Players Had Double/Doubles in the Same Game:** Chloe Bibby (17 pts, 10 rebs), Faith Masonius (14 pts, 12 rebs) and Mimi Collins (14 pts, 11 rebs) vs. James Madison (12/19/2020)
- A Player Had Back-to-Back Double/Doubles:** Shyanne Sellers (2), 12/3/2023-12/10/2023
- A Player Had 3 Double/Doubles in a Row:** Angel Reese (5), 12/12/2021 - 1/9/2022
- A Player Had 4 Double/Doubles in a Row:** Angel Reese (5), 12/12/2021 - 1/9/2022
- A Player Had 5 Double/Doubles in a Row:** Angel Reese (5), 12/12/2021 - 1/9/2022
- A Player Had 6 Double/Doubles in a Row:** Brionna Jones (10), 12/12/2016-1/22/17
- A Player Had 7 Double /Doubles in a Row:** Brionna Jones (10), 12/12/2016-1/22/17
- A Player Had 8 Double /Doubles in a Row:** Brionna Jones (10), 12/12/2016-1/22/17
- A Player Had 9 Double /Doubles in a Row:** Brionna Jones (10), 12/12/2016-1/22/17
- A Player Had 10 Double-Doubles in a Row:** Brionna Jones (10), 12/12/2016-1/22/17

ALL-TIME TRIPLE-DOUBLES:

- Alyssa Thomas vs. Florida State (22 pts, 12 rebs, 12 asts), 2/20/2014
- Alyssa Thomas at Syracuse (11 points, 11 rebs, 11 asts), 2/2/2014
- Alyssa Thomas vs. Wofford (18 pts, 12 rebs, 10 asts), 12/28/2013
- Alyssa Thomas vs. Siena (12 pts, 13 rebs, 11 asts), 12/9/2013
- Alyssa Thomas vs. Wake Forest (32 pts, 13 rebs, 10 asts), 3/8/2013
- Alyssa Thomas vs. George Mason (11 pts, 12 rebs, 11 asts), 12/8/2012
- Marissa Coleman vs. UCSB (15 pts, 14 rebs, 10 asts), 12/6/2006

ASSISTS

- A Player Had 10 Assists in a Game:** Shyanne Sellers (10) vs. Northwestern, 12/10/23
- A Player Had 11 Assists in a Game:** Shyanne Sellers (11) vs. Niagara, 11/29/23
- A Player Had 12 Assists in a Game:** Ashley Owusu (12) vs. Iowa, 2/23/2021
- A Player Had 13 Assists in a Game:** Destiny Slocum (13), vs. Illinois, 2/9/2017

BLOCKS

- A Player Had 5 Blocks in a Game:** Shakira Austin (6) vs. UCLA, 3/25/2019
- A Player Had 6 Blocks in a Game:** Shakira Austin (6) vs. UCLA, 3/25/2019
- A Player Had 7 Blocks in a Game:** Shakira Austin (6) vs. UCLA, 3/25/2019
- A Player Had 8 Blocks in a Game:** Shakira Austin (6) vs. UCLA, 3/25/2019

STEALS

- A Player Had 5 Steals in a Game:** Shyanne Sellers (5) vs. Northwestern, 12/10/23
- A Player Had 6 Steals in a Game:** Brinae Alexander (6) vs. UMass, 11/25/23
- A Player Had 7 Steals in a Game:** Blair Watson (9) at Iowa, 1/9/2020
- A Player Had 8 Steals in a Game:** Blair Watson (9) at Iowa, 1/9/2020
- A Player Had 9 Steals in a Game:** Blair Watson (9) at Iowa, 1/9/2020

MISCELLANEOUS

- A Player Topped the Team in Scoring, Rebounding and Assists for a Game:** Shyanne Sellers (23 points, 9 rebounds, 3 assists) at Michigan State, 1/9/24
- A Player Hit a Buzzer Beater to Win a Game:** Shyanne Sellers hit a three-pointer at the buzzer to win at Purdue, 12/8/2022
- A Player Hit a Shot with <5 seconds left to Win a Game:** Shyanne Sellers hit a three-pointer at the buzzer to win at Purdue, 12/8/2022
- A Player Hit Last-Second Free Throws to Win a Game:** Stephanie Jones made 2 FTs at Purdue with 6 seconds remaining, 2/25/2019
- Player Played Every Minute of a Game:** Abby Meyers vs. UConn, 12/11/22

TEAM

Maryland Ranked No. 1 in AP Top-25: Jan. 8, 2007
Maryland Ranked No. 1 in Coaches Top-25: Jan. 8, 2007
Maryland Defeated A No. 1-Ranked Opponent: April 2, 2006 - #3 Maryland 81, #1 North Carolina 70 (2006 NCAA Final Four)
Maryland Defeated A Top-5 Ranked Opponent: April 1, 2014 at KFC Yum! Center - #11 Maryland 76, #4 Louisville 73 (2014 NCAA Regional Final)
Maryland Defeated A Top-10 Ranked Opponent: March 25, 2023 at Bon Secours Wellness Arena - #7 Maryland 76, #10 Notre Dame 59
Maryland Defeated A Top-10 Ranked Opponent on the Road: December 1, 2022 at Purcell Pavilion - #20 Maryland 74, #7 Notre Dame
Maryland Defeated A Top-10 Ranked Opponent at Home: February 21, 2023 at XFINITY Center - #7 Maryland 96, #6 Iowa 68
Maryland Defeated A Top-25 Ranked Opponent: March 25, 2023 at Bon Secours Wellness Arena - #7 Maryland 76, #10 Notre Dame 59
Maryland Defeated A Top-25 Ranked Opponent on the Road: February 24, 2023 at Schottenstein Center - #7 Maryland 76, #16 Ohio State 74
Maryland Defeated A Top-25 Ranked Opponent at Home: March 19, 2023 at XFINITY Center - #7 Maryland 77, #25 Arizona 64
Maryland Defeated Back-to-Back Ranked Opponents at Home: Feb 17, 2022 at XFINITY Center - No. 13 Maryland 77, No. 18 Ohio State 72 and Feb. 25, 2022 at XFINITY Center - No. 13 Maryland 67, No. 10 Indiana 64

Last Overtime Game: Jan. 2, 2022 - Indiana 70, Maryland 63
Last Overtime Victory at Home: Feb. 24, 2008 - Maryland 92, Florida State 84
Last Overtime Victory on the Road: Feb. 8, 2012 - Maryland 78, North Carolina 72
Maryland Scored 100 Points or more: Nov. 29, 2023 - 28 pts - Maryland 114, Niagara 44
Maryland Had A Run of 20 Points: Nov. 29, 2023 - 28 pts - Maryland 114, Niagara 44
Maryland Had A Run of 25 Points: Nov. 29, 2023 - 28 pts - Maryland 114, Niagara 44
Maryland Erased a 10-Point Deficit to Win: vs. George Mason - trailed 42-31 with 0:58 left in the second quarter, Dec. 3, 2023
Maryland Erased a 15-Point Deficit to Win: at James Madison - trailed 60-41 with 9:55 left in the fourth quarter, Nov. 13, 2019
Maryland Erased a 16-Point Deficit to Win: at James Madison, Nov. 13, 2019
Maryland Erased a 17-Point Deficit to Win: at James Madison, Nov. 13, 2019
Maryland Erased a 18-Point Deficit to Win: at James Madison, Nov. 13, 2019
Maryland Erased a 19-Point Deficit to Win: at James Madison, Nov. 13, 2019

Items in italics occurred in 2023-24

INDIVIDUAL

LED MARYLAND IN SCORING

(includes ties)	Overall	B1G
Shyanne Sellers	8	2
Allie Kubek	3	2
Lavender Briggs	3	2
Bri McDaniel	3	2
Jakia Brown-Turner	2	1
Brinae Alexander	1	

LED MARYLAND IN REBOUNDS

	Overall	B1G
Shyanne Sellers	6	3
Jakia Brown-Turner	3	1
Lavender Briggs	2	
Emily Fisher	2	
Allie Kubek	2	1
Bri McDaniel	2	1
Brinae Alexander	1	
Summer Bostock	1	

LED MARYLAND IN ASSISTS

	Overall	B1G
Shyanne Sellers	11	4
Bri McDaniel	5	2
Faith Masonius	2	
Jakia Brown-Turner	1	
Brinae Alexander	1	

LED MARYLAND IN BLOCKS

	Overall	B1G
Shyanne Sellers	5	2
Allie Kubek	3	
Bri McDaniel	3	1
Emily Fisher	3	1
Hawa Doumbouya	2	
Riley Nelson	2	
Jakia Brown-Turner	2	1
Faith Masonius	1	

LED MARYLAND IN STEALS

	Overall	B1G
Shyanne Sellers	7	2
Bri McDaniel	7	4
Brinae Alexander	4	
Jakia Brown-Turner	2	
Allie Kubek	1	

Double-figure scoring games — Sellers 13, McDaniel 9, Brown-Turner 9, Kubek 7, Alexander 6, Briggs 6, Masonius 3, Nelson 3, Chardon 1

20-point scoring games — Sellers 6, McDaniel 2, Kubek 1, Alexander 1, Briggs 1

30-point scoring games —

Double-figure rebounding games — Brown-Turner 1, Sellers 1

Double-figure assists games — Sellers 2

DOUBLE-DOUBLES

Player	Statistics	Opponent
Brown-Turner	10 pts, 13 rebs	Green Bay (11/24/23)
Sellers	28 pts, 13 rebs	George Mason (12/3/23)
Sellers	13 pts, 10 asts	Northwestern (12/10/23)

TERP TENDENCIES

Maryland's Record	Overall	Strk.	Last W/L
Overall Record	11-6	L1	Purdue, 1/14/24
Home	8-1	L1	Purdue, 1/14/24
Road	1-4	L1	at Minnesota, 1/3/24
Neutral	2-1	W2	Wash State, 11/23/23
Leading at the half	8-2	L1	Purdue, 1/14/24
Trailing at the half	3-4	L1	George Mason, 12/3/23
Tied at the half		W1	at Michigan, 2/20/22
Leading with 5:00 to play	11-0	W61	vs. Texas, 3/28/21
Trailing with 5:00 to play	0-6	L20	Miami (FL), 12/2/21
In overtime		L1	Wake Forest, 3/8/13
Shooting .500 or better	5-1	W1	at Nebraska, 12/31/23
Shooting .451 to .499	1-0	W1	vs. Iowa, 3/4/23
Shooting .400 to .450	3-3	L2	JMU, 12/20/23
Shooting below .400	2-2	W2	Wash State, 11/23/23
Opp. shooting .500 or better	0-3	L5	UConn, 12/11/22
Opponent shooting .451 to .499	1-1	L3	at Ohio State, 2/24/23
Opponent shooting .400 to .450	2-1	W1	at Mich State, 1/9/24
Opponent shooting below .400	9-1	W1	at Nebraska, 12/31/23
Higher FG% than opponent	10-1	W2	at Nebraska, 12/31/23
Lower FG% than opponent	1-5	L3	Syracuse, 11/19/23
More 3-point FGs	5-0	W5	South Carolina, 3/27/23
Fewer 3-point FGs	6-4	L2	JMU, 12/20/23
Making more free throws	9-3	W1	at Mich State, 1/9/24
Making fewer free throws	1-3	L1	Purdue, 1/14/24
Outrebounding opponent	9-2	W7	Wash State, 11/23/23
Outrebounded by opponent	2-3	L1	at Minnesota, 1/3/24
More turnovers than opponent	2-4	L1	Green Bay, 11/24/23
Fewer turnovers than opponent	8-2	L1	Purdue, 1/14/24
Scoring more bench points	9-2	L1	Purdue, 1/14/24
Scoring fewer bench points	2-4	L1	Northwestern, 12/10/23

Maryland's Record	Overall	Strk.	Last W/L
Games decided by 3 or less	1-0	W6	Texas, 3/28/21
Games decided by 4 to 8	1-2	L1	at Minnesota, 1/3/24
Games decided by 9 to 12	2-1	L1	at Minnesota, 1/3/24
Games decided by 13 to 19	1-0	W5	at Iowa, 2/2/23
Games decided by 20 or more	6-3	W5	Wash State, 11/23/23
vs. Top-10 opponent	0-2	L3	Notre Dame, 3/25/23
vs. Top-25 opponent	0-4	L5	Notre Dame, 3/25/23
vs. Unranked opponent	11-2	W1	at Mich State, 1/9/24
Player scores 30+ points		W3	Stanford, 11/27/21
Player scores 20+ points	7-3	W1	at Mich State, 1/9/24
Terps score under 60 points	0-1	L9	at Purdue, 2/25/19
Terps score 60-69 points	1-2	L1	Green Bay, 11/24/23
Terps score 70-79 points	3-2	L1	at Minnesota, 1/3/24
Terps score 80-89 points	3-1	W1	at Nebraska, 12/31/23
Terps score 90-99 points	3-0	W100	Virginia, 3/8/93
Terps score 80+ points	7-1	W1	at Nebraska, 12/31/23
Terps score 90+ points	4-0	W152	Virginia, 3/8/93
Terps score 100+ points	1-0	W48	Virginia, 3/8/93
Opp. player scores 30+ points		L1	Delaware, 3/18/22
Opp. player scores 20+ points	4-4	L2	at Minnesota, 1/3/24
Opponents score <60 points	5-0	W138	at St. Joe's, 11/17/12
Opponents score 60-69 points	3-0	W10	at Indiana, 1/12/23
Opponents score 70-79 points	2-1	L1	George Mason, 12/3/23
Opponents score 80-89 points	1-4	L3	Syracuse, 11/19/23
Opponents score 90-99 points		L3	Iowa, 2/23/21
Opponents score 100+ points	0-1	L5	
In November	5-3	W3	Wash State, 11/23/23
In December	4-1	L1	JMU, 12/20/23
In January	2-2	L1	Purdue, 1/14/24
In February		W6	at Iowa, 2/2/23
In March		L1	Notre Dame, 3/25/23

Note: Last W/L column identifies the last time the opposite result in the streak happened. For example, if Maryland had a winning streak of 5 games, its last loss would be in the W/L column.

MARYLAND'S LARGEST (IN 2023-24)

LEAD

Overall: 70 (4th-1:09 vs. Niagara, 11/29/23)

B1G: 22 (4th-7:03 vs. Purdue, 1/14/24)

DEFICIT

Overall: 39 (4th-0:34 at South Carolina, 11/12/23)

B1G: 10 (4th-8:34 at Nebraska, 12/31/23; 4th-1:55 vs. Ohio State, 1/11/24)

MARGIN OF VICTORY

Overall: 70 vs. Niagara, 11/29/23

B1G: 22 vs. Purdue, 1/14/24

MARGIN OF DEFEAT

Overall: 38 at South Carolina, 11/12/23

B1G: 8 vs. Ohio State, 1/17/24

HALFTIME LEAD

Overall: 40 vs. Niagara, 11/29/23

B1G: 13 vs. Purdue, 1/14/24

HALFTIME DEFICIT

Overall: 20 at UConn, 11/16/23

B1G: 1 at Nebraska, 12/31/23

MOST POINTS SCORED IN A QUARTER

Overall: 33 (1st - vs. Niagara, 11/29/23)

FEWEST POINTS SCORED IN A QUARTER

Overall: 8 (2nd - vs. Washington State, 11/19/23)

MOST POINTS ALLOWED IN A QUARTER

Overall: 37 (4th at South Carolina, 11/12/23)

FEWEST POINTS ALLOWED IN A QUARTER

Overall: 6 (3rd - vs. Northwestern, 12/10/23; 2nd - vs. Niagara, 11/29/23)

HOME CROWD

Overall: 14,994 vs. Towson, 12/12/23

B1G: 7,231 vs. Purdue, 1/14/24

ROAD CROWD

Overall: 16,007 at South Carolina, 11/12/23

B1G: 8,795 at Nebraska, 12/31/21

NEUTRAL CROWD

Overall: 150 vs. Washington State, 11/23/23

CAREER RECORDS

POINTS

1.	2,356	Alyssa Thomas (2011-14)
2.	2,247	Crystal Langhorne (2005-08)
3.	2,205	Marissa Coleman (2006-09)
4.	2,156	Shatori Walker-Kimbrough (2014-17)
5.	2,078	Kristi Toliver (2006-09)
6.	1,984	Kaila Charles (2017-20)
7.	1,928	Brionna Jones (2014-17)
	1,928	Vicky Bullett (1986-89)
9.	1,878	Shay Doron (2004-07)
10.	1,706	Diamond Miller (2020-23)
11.	1,679	Christy Winters (1987-90)
12.	1,630	Marcia Richardson (1979-84)
13.	1,621	Lynetta Kizer (2009-12)
14.	1,601	Jessie Hicks (1990-93)
15.	1,595	Tianna Hawkins (2010-13)
16.	1,541	Deanna Tate (1986-89)
17.	1,512	Deedee Warley (1999-02)
18.	1,450	Marche Strickland (1999-02)
19.	1,425	Kris Kirchner (1978-80)
20.	1,423	Myra Waters (1979-82)
21.	1,407	Laura Harper (2005-08)
22.	1,396	Jasmina Perazic (1980-83)
23.	1,379	Laurin Mincy (2011-15)
24.	1,372	Chequita Wood (1983-86)
25.	1,350	Tara Heiss (1975-78)
26.	1,349	Stephanie Cross (1995-98)
27.	1,302	Stephanie Jones (2017-20)
28.	1,291	Lisa Brown (1985-88)
29.	1,286	Ashley Owusu (2020-22)
30.	1,284	Belinda Pearman (1981-84)
31.	1,218	Bonnie Rimkus (1991-94)
32.	1,189	Debbie Lytle (1980-83)
33.	1,163	Renneika Razor (2000-03)
34.	1,142	Pam Reaves (1979-81)
35.	1,113	Jane Zivalich (1976-79)
36.	1,052	Carla Holmes (1988-91)
37.	1,048	Brene Moseley (2012, 14-16)
38.	1,012	SHYANNE SELLERS (2022-pres.)

REBOUNDS

1.	1,235	Alyssa Thomas (2011-14)
2.	1,229	Crystal Langhorne (2005-08)
3.	1,209	Brionna Jones (2014-17)
4.	1,139	Marissa Coleman (2006-09)
5.	1,086	Tianna Hawkins (2010-13)
6.	968	Vicky Bullett (1986-89)
7.	958	Lynetta Kizer (2009-12)
8.	936	Kris Kirchner (1978-80)
9.	930	Kaila Charles (2017-20)
10.	873	Laura Harper (2005-08)
11.	816	Alicia DeVaughn (2011-14)
12.	782	Myra Waters (1979-82)
13.	723	Christy Winters (1987-90)
14.	716	Stephanie Cross (1995-98)
15.	703	Jessie Hicks (1990-93)
	703	Chequita Wood (1983-86)
17.	693	Stephanie Jones (2017-20)
18.	690	Deedee Warley (1999-02)
19.	681	Subrena Rivers (1986-90)
20.	672	Bonnie Rimkus (1991-94)
21.	668	Debbie Lytle (1980-83)
22.	634	Shatori Walker-Kimbrough (2014-17)
23.	609	Jade Perry (2005-08)

ASSISTS (300 OR MORE)

1.	751	Kristi Toliver (2006-09)
2.	583	Debbie Lytle (1980-83)

3.	504	Tara Heiss (1975-78)
4.	500	Deanna Tate (1986-89)
5.	488	Alyssa Thomas (2010-14)
6.	486	Anjale Barrett (2008-12)
7.	453	Marissa Coleman (2006-09)
8.	444	Ashley Owusu (2020-22)
9.	443	Brene Moseley (2012, 14-16)
10.	439	Carla Holmes (1988-91)
11.	416	Anesia Smith (2002-05)
12.	411	Shay Doron (2004-07)
13.	406	Subrena Rivers (1986-90)
14.	402	Marcia Richardson (1982-84)
15.	383	Lisa Brown (1985-88)
16.	381	Tiffany Brown (1997-00)
17.	374	Shatori Walker-Kimbrough (2014-17)
18.	373	Channise Lewis (2017-21)
19.	371	Sonia Chase (1995-98)
20.	364	Vicki Brick (2000, 02-04)
21.	354	Terri Daniels (2000-03)

STEALS

1.	315	Debbie Lytle (1980-83)
2.	309	Sonia Chase (1995-98)
3.	293	Deanna Tate (1986-89)
4.	266	Renneika Razor (2000-03)
5.	241	Myra Waters (1979-82)
6.	238	Alyssa Thomas (2010-14)
7.	236	Chequita Wood (1983-86)
8.	232	Shatori Walker-Kimbrough (2014-17)
9.	225	Vicki Brick (2000, 02-04)
10.	223	Shay Doron (2004-07)
11.	220	Vicky Bullett (1986-89)
12.	212	Lisa Brown (1985-88)
13.	209	Blair Watson (2017-20)
14.	205	Marissa Coleman (2006-09)
15.	191	Kaila Charles (2017-20)
16.	190	Tiffany Brown (1997-00)
17.	188	Stephanie Cross (1995-98)
18.	182	Marcia Richardson (1981-84)
19.	172	Anesia Smith (2002-05)
20.	170	Diamond Miller (2020-23)

BLOCKS

1.	198	Laura Harper (2005-08)
2.	186	Kris Kirchner (1978-80)
3.	170	Vicky Bullett (1986-89)
4.	164	Brionna Jones (2014-17)
5.	141	Marissa Coleman (2006-09)
6.	137	Jessie Hicks (1990-93)
7.	130	Shakira Austin (2019-20)
8.	129	Alicia DeVaughn (2010-14)
9.	117	Tianna Hawkins (2009-13)
10.	111	Diamond Miller (2020-23)
11.	97	Kaila Charles (2017-20)
	97	Krystal Kimrey (1977-80)
13.	95	Brianna Fraser (2016-19)
14.	91	Shatori Walker-Kimbrough (2014-17)
	91	Christy Winters (1987-90)
16.	86	Chequita Wood (1983-86)
17.	79	Diandra Tchatchouang (2009-11)
18.	78	Stephanie Jones (2016-20)
	78	Malina Howard (2013-16)
20.	75	Lynetta Kizer (2008-12)
21.	74	Debbie Lytle (1980-83)
22.	71	Crystal Washington (2001-04)
	71	Rosita Melbourne (1999-02)
24.	66	Myra Waters (1979-82)
25.	65	Carolyn Dehn-Duhr (1985-87)
26.	62	Bonnie Rimkus (1991-94)
27.	59	Blair Watson (2017-20)

28.	55	Angel Reese (2021-22)
	55	Deedee Warley (1999-02)

FIELD GOAL PERCENTAGE

in. 500 attempts/ 2 years

1.	.662	Crystal Langhorne (2005-08)
2.	.650*	Brionna Jones (2014-17)
3.	.594	Stephanie Jones (2016-20)
4.	.588	Jessie Hicks (1990-93)
5.	.574	Tianna Hawkins (2009-13)
6.	.571	Kalisa Davis (1995-98)
7.	.568	Dafne Lee (1989-92)
8.	.565	Laura Harper (2005-08)
9.	.563	Vicky Bullett (1986-89)
10.	.556	Alicia DeVaughn (2010-14)

*Big Ten record

3-POINT FIELD GOALS MADE

1.	300	Kristi Toliver (2006-09)
2.	217	Kristen Confroy (2015-18)
3.	194	Blair Watson (2017-20)
4.	186	Shatori Walker-Kimbrough (2014-17)
5.	185	Taylor Mikesell (2019-20)
6.	172	Marissa Coleman (2006-09)
	172	Tiffany Brown (1997-00)
8.	167	Marche Strickland (1999-02)
9.	166	Katie Benzan (2021-22)
10.	150	Shay Doron (2004-07)
11.	143	Laurin Mincy (2011-15)
12.	127	Katie Rutan (2013-14)
13.	124	Ashleigh Newman (2005-08)
14.	121	Kim Rodgers (2008-12)
15.	120	Lexie Brown (2014-15)
16.	111	Marah Strickland (2008-09)
17.	110	BRINAE ALEXANDER (2023-pres.)
18.	106	Diamond Miller (2020-23)
	106	Chloe Bibby (2021-22)
20.	101	Terri Daniels (2000-03)
21.	91	Brene Moseley (2012, 14-16)

3-POINT FG PERCENTAGE

min. 50 attempts/2 years

1.	.474	Katie Benzan (2021-22)
2.	.459*	Shatori Walker-Kimbrough (2014-17)
3.	.430	BRINAE ALEXANDER (2023-pres.)
4.	.418	Taylor Mikesell (2019-20)
5.	.408	Kristi Toliver (2006-09)
6.	.405	Kristen Confroy (2015-18)
7.	.401	Katie Rutan (2013-14)
8.	.394	Kim Bretz (1996-97)
9.	.391	Marah Strickland (2008-09)
10.	.388	Marissa Coleman (2006-09)
11.	.382	LAVENDER BRIGGS (2023-pres.)
12.	.378	Anjale Barrett (2008-12)
13.	.377	Carla Holmes (1989-91)
14.	.376	Sara Vujacic (2019-20)
15.	.361	Channise Lewis (2017-21)
16.	.360	Chrissy Fisher (2003-04)
17.	.358	Brene Moseley (2012, 14-16)
18.	.357	Blair Watson (2017-20)
19.	.356	Laurin Mincy (2011-15)
20.	.354	Mimi Collins (2021-22)
	.354	Lexie Brown (2014-15)
22.	.353	Lisa Brown (1985-89)
23.	.352	Terri Daniels (2000-03)
24.	.351	Chloe Bibby (2021-22)
25.	.347	Marche Strickland (1999-02)

*Big Ten record

CAREER RECORDS

FREE THROW PERCENTAGE

<i>min. 200 attempts</i>		
1.	.866	Kristi Toliver (2006-09)
2.	.819	SHYANNE SELLERS (2022-pres.)
3.	.817	Laurin Mincy (2011-15)
4.	.810	Marissa Coleman (2006-09)
5.	.804	Marche Strickland (1999-02)
6.	.803	Shatori Walker-Kimbrough (2014-17)
	.803	Shay Doron (2004-07)
8.	.789	Brene Moseley (2012, 14-16)
9.	.787	Diamond Miller (2020-23)
10.	.774	Alyssa Thomas (2010-14)
11.	.764	Ashley Owusu (2020-22)
12.	.721	Lisa Brown (1985-88)
13.	.770	Marcia Richardson (1981-84)
14.	.757	Deanna Tate (1986-89)
15.	.752	Jasmina Perazic (1980-83)
16.	.749	Michele Andrew (1992-94)
17.	.740	Kaila Charles (2017-20)
18.	.736	Malissa Boles (1992-93)
19.	.735	Myra Waters (1979-82)
20.	.728	Jade Perry (2005-08)
21.	.726	Jane Zivalich (1976-79)
22.	.725	Vicky Bullett (1986-89)
23.	.720	Tianna Hawkins (2009-13)
24.	.711	Deedee Warley (1999-02)

FREE THROWS MADE

1.	557	Alyssa Thomas (2011-14)
2.	492	Shay Doron (2004-07)
3.	481	Marissa Coleman (2006-09)
4.	469	Crystal Langhorne (2005-08)
5.	411	Lynetta Kizer (2009-12)
6.	410	Diamond Miller (2020-23)
7.	386	Laura Harper (2005-08)
	386	Deedee Warley (1999-02)
9.	382	Kaila Charles (2017-20)
10.	366	Shatori Walker-Kimbrough (2014-17)
11.	362	Kristi Toliver (2006-09)
12.	322	Brionna Jones (2014-17)
	322	Laurin Mincy (2011-15)
14.	303	Jessie Hicks (1990-93)
15.	296	Vicky Bullett (1986-89)

GAMES PLAYED

1.	144	Marissa Coleman (2006-09)
2.	143	Laurin Mincy (2011-15)
3.	142	Brionna Jones (2014-17)
	142	Shatori Walker-Kimbrough (2014-17)
	142	Brene Moseley (2012, 14-16)
6.	141	Ashleigh Newman (2005-08)
7.	140	Kristen Confroy (2015-18)
	140	Malina Howard (2013-16)
9.	139	Jade Perry (2005-08)
	139	Kristi Toliver (2006-09)

GAMES STARTED

1.	135	Kaila Charles (2017-20)
	135	Alyssa Thomas (2010-14)
3.	134	Crystal Langhorne (2005-08)
4.	133	Marissa Coleman (2006-09)
5.	128	Kristi Toliver (2006-09)
6.	120	Brionna Jones (2014-17)
7.	119	Shay Doron (2004-07)
8.	117	Marche Strickland (1999-02)

SEASON RECORDS

POINTS

1.	697	Brionna Jones (2016-17)
2.	686	Vicky Bullett (1988-89)
3.	681	Shatori Walker-Kimbrough (2015-16)
4.	671	Diamond Miller (2022-23)
5.	665	Alyssa Thomas (2013-14)
6.	657	Shatori Walker-Kimbrough (2016-17)
7.	654	Crystal Langhorne (2005-06)
8.	653	Marissa Coleman (2008-09)
9.	645	Kristi Toliver (2008-09)
10.	640	Alyssa Thomas (2012-13)
11.	633	Deanna Tate (1988-89)
12.	631	Kristi Toliver (2007-08)
13.	627	Kris Kirchner (1979-80)
14.	613	Tianna Hawkins (2012-13)
15.	610	Kaila Charles (2017-18)
16.	601	Alyssa Thomas (2011-12)
17.	594	Marissa Coleman (2007-08)
18.	581	Vicky Bullett (1987-88)
19.	579	Kaila Charles (2018-19)
20.	569	Angel Reese (2021-22)
21.	562	Shay Doron (2004-05)
22.	549	Crystal Langhorne (2004-05)
23.	536	Crystal Langhorne (2007-08)
24.	533	Brionna Jones (2015-16)

SCORING AVERAGE

1.	21.4	Vicky Bullett (1988-89)
2.	20.9	Kris Kirchner (1979-80)
3.	19.9	Brionna Jones (2016-17)
4.	19.8	Deanna Tate (1988-89)
5.	19.7	Diamond Miller (2022-23)
6.	19.5	Shatori Walker-Kimbrough (2015-16)
7.	19.0	Alyssa Thomas (2013-14)
8.	18.8	Shatori Walker-Kimbrough (2016-17)
	18.8	Alyssa Thomas (2012-13)
10.	18.4	Kristi Toliver (2008-09)
11.	18.2	Bonnie Rimkus (1993-94)
	18.2	Vicky Bullett (1987-88)
13.	18.1	Marissa Coleman (2008-09)
12.	18.0	Tianna Hawkins (2012-13)
15.	17.9	Ashley Owusu (2020-21)
	17.9	Kaila Charles (2017-18)

REBOUNDS

1.	381	Alyssa Thomas (2013-14)
2.	380	Brionna Jones (2016-17)
3.	362	Kris Kirchner (1979-80)
4.	349	Alyssa Thomas (2012-13)
5.	342	Brionna Jones (2015-16)
6.	340	Angel Reese (2021-22)
	340	Crystal Langhorne (2004-05)
8.	331	Tianna Hawkins (2012-13)
9.	326	Tianna Hawkins (2011-12)
10.	325	Demauria Liles (2008-09)
	325	Crystal Langhorne (2005-06)
12.	324	Shakira Austin (2018-19)
14.	316	Kris Kirchner (1977-78)
15.	313	Laura Harper (2007-08)
16.	309	Marissa Coleman (2005-06)
17.	303	Vicky Bullett (1987-88)
18.	299	Marissa Coleman (2005-06)
19.	290	Crystal Langhorne (2007-08)
20.	287	Vicky Bullett (1988-89)
21.	282	Bonnie Rimkus (1993-94)
22.	279	Alyssa Thomas (2011-12)
23.	275	Kaila Charles (2017-18)

	275	Marissa Coleman (2007-08)
25.	274	Crystal Langhorne (2006-07)
26.	266	Lynetta Kizer (2009-10)
27.	258	Laura Harper (2005-06)
	258	Kris Kirchner (1978-79)
29.	256	Tianna Hawkins (2009-10)
	256	Marissa Coleman (2006-07)

ASSISTS

1.	275	Kristi Toliver (2007-08)
2.	249	Tara Heiss (1977-78)
3.	217	Deanna Tate (1988-89)
4.	214	Anesia Smith (2004-05)
5.	207	Brene Moseley (2015-16)
6.	204	Destiny Slocum (2016-17)
7.	183	Debbie Lytle (1981-82)
8.	182	Channise Lewis (2018-19)
9.	181	Alyssa Thomas (2012-13)
10.	177	Anjale Barrett (2011-12)
	177	Deanna Tate (1987-88)
12.	174	Ashley Owusu (2019-20)
13.	171	Ashley Owusu (2020-21)
	171	Dara Taylor (2009-10)
15.	170	Kristi Toliver (2008-09)
16.	163	Lexie Brown (2014-15)
17.	161	Kristi Toliver (2006-07)
18.	160	Channise Lewis (2017-18)
19.	158	Carla Holmes (1988-89)
20.	157	Debbie Lytle (1979-80)
21.	150	Debbie Lytle (1982-83)
22.	149	Shay Doron (2005-06)
23.	148	Lisa Brown (1987-88)
	148	Karon Ferguson (1993-94)
25.	147	Lexie Brown (2013-14)
26.	145	Kristi Toliver (2005-06)
27.	144	Alyssa Thomas (2013-14)
28.	142	Subrena Rivers (1989-90)

STEALS

1.	126	Deanna Tate (1988-89)
2.	95	Vicki Brick (1999-00)
3.	91	Blair Watson (2019-20)
4.	90	Sonia Chase (1994-05)
5.	89	Debbie Lytle (1981-82)
	89	Deanna Tate (1987-88)
	89	Sonia Chase (1997-98)
8.	87	Renneika Razor (2002-03)
9.	86	Debbie Lytle (1979-80)
10.	80	Lexie Brown (2014-15)
	80	Chequita Wood (1983-84)
12.	78	Deanna Tate (1986-86)
13.	77	Myra Waters (1979-80)
14.	73	Myra Waters (1980-81)
	73	Debbie Lytle (1980-81)
16.	72	Vicky Bullett (1988-89)
17.	71	Diamond Miller (2022-23)
	71	Vicky Bullett (1987-88)

BLOCKS

1.	89	Shakira Austin (2018-19)
2.	80	Kris Kirchner (1978-79)
3.	70	Laura Harper (2005-06)
4.	65	Laura Harper (2006-07)
5.	59	Kris Kirchner (1979-80)
6.	57	Brionna Jones (2016-17)
7.	54	Vicky Bullett (1986-87)
8.	52	Marissa Coleman (2005-06)
9.	49	Brionna Jones (2014-15)
10.	48	Laura Harper (2007-08)

11.	47	Kris Kirchner (1977-78)
	47	Jessie Hicks (1992-93)
	47	Jessie Hicks (1991-92)
14.	46	Demauria Liles (2998-09)
	46	Vicky Bullett (1988-89)
16.	45	Diamond Miller (2022-23)
	45	Alicia DeVaughn (2011-12)
18.	44	Diandra Tchatchouang (2009-10)
19.	41	Shakira Austin (2019-20)
	41	Vicky Bullett (1987-88)
21.	40	Brionna Jones (2015-16)
	40	Crystal Washington (2003-04)

FIELD GOAL PERCENTAGE

min. 200 attempts

1.	.707	Crystal Langhorne (2006-07)
2.	.690*	Brionna Jones (2016-17)
3.	.670	Crystal Langhorne (2005-06)
4.	.665	Brionna Jones (2015-16)
5.	.647	Crystal Langhorne (2007-08)
6.	.633	Jessie Hicks (1992-93)
7.	.623	Tianna Hawkins (2011-12)
8.	.603	Laura Harper (2007-08)
	.603	Kalisa Davis (1997-98)
10.	.602	Vicky Bullett (1987-88)
11.	.601	Stephanie Jones (2019-20)
	.601	Brionna Jones (2014-15)
13.	.598	Jessie Hicks (1990-91)
14.	.596	Branka Bogunovic (1998-99)
15.	.592	Crystal Langhorne (2004-05)
16.	.591	Jessie Hicks (1991-92)
17.	.590	Stephanie Jones (2018-19)
18.	.588	Christy Winters (1987-88)
19.	.587	Kalisa Davis (1996-97)
20.	.578	Dafne Lee (1990-91)
21.	.577	Lea Hakala (1982-83)
	.577	Chequita Wood (1983-84)
23.	.576	Stephanie Jones (2017-18)

*-Big Ten record

3-PT FIELD GOAL PERCENTAGE

min. 50 attempts

1.	.545*	Shatori Walker-Kimbrough (2015-16)
2.	.500	Katie Benzan (2020-21)
	.500	Alli Spence (2003-04)
4.	.481	Terri Daniels (2000-01)
5.	.470	Marissa Coleman (2005-06)
6.	.450	Kristen Confroy (2017-18)
	.450	Shatori Walker-Kimbrough (2016-17)
8.	.447	Kristi Toliver (2006-07)
9.	.445	Katie Benzan (2021-22)
10.	.441	Blair Watson (2017-18)
11.	.439	BRINAE ALEXANDER (2022-23)
12.	.431	Katie Rutan (2013-14)
13.	.425	Taylor Mikesell (2019-20)
14.	.424	Carla Holmes (1988-89)
15.	.416	BRINAE ALEXANDER (2023-24)
	.416	Kristi Toliver (2008-09)
	.416	Limor Mizrahi (1991-92)
18.	.411	Taylor Mikesell (2018-19)
19.	.409	Lori Bjork (2009-10)
20.	.408	Kristen Confroy (2015-16)
21.	.407	Marah Strickland (2007-08)
22.	.405	Brene Moseley (2011-12)
23.	.404	Kristi Toliver (2005-06)
	.404	Marche Strickland (1999-00)
25.	.400	Laurin Mincy (2011-12)
26.	.396	Terri Bradley (1989-90)
27.	.392	LAVENDER BRIGGS (2022-23)
28.	.388	Abby Meyers (2022-23)

29.	.385	Laurin Mincy (2014-15)
30.	.384	Shay Doron (2005-06)
31.	.383	Kristen Confroy (2016-17)
32.	.382	Chrissy Fisher (2002-03)
33.	.378	Katie Rutan (2012-13)
	.378	Marissa Coleman (2008-09)

*-Big Ten record

3-POINT FIELD GOALS MADE

1.	95	Taylor Mikesell (2018-19)
2.	93	Katie Benzan (2020-21)
3.	91	Kristi Toliver (2008-09)
4.	90	Taylor Mikesell (2019-20)
5.	85	Lori Bjork (2009-10)
6.	78	Kristi Toliver (2007-08)
7.	76	Kristen Confroy (2017-18)
8.	73	Katie Benzan (2021-22)
	73	Kristen Confroy (2015-16)
	73	Shatori Walker-Kimbrough (2015-16)
11.	72	Shatori Walker-Kimbrough (2016-17)
	72	Kristi Toliver (2006-07)
13.	71	Destiny Slocum (2016-17)
14.	69	Lexie Brown (2014-15)
	69	Tiffany Brown (1999-00)
16.	68	BRINAE ALEXANDER (2022-23)
	68	Katie Rutan (2012-13)
18.	64	Abby Meyers (2022-23)
19.	63	Blair Watson (2017-18)
20.	60	Blair Watson (2018-19)
21.	59	Katie Rutan (2013-14)
	59	Kristi Toliver (2005-06)
	59	Marche Strickland (1999-00)
24.	57	Chloe Bibby (2020-21)
	57	Marah Strickland (2007-08)
26.	56	Shay Doron (2005-06)
27.	55	Blair Watson (2019-20)
28.	54	Laurin Mincy (2011-12)
	54	Marah Strickland (2008-09)
	54	Marissa Coleman (2005-06)
31.	52	Marche Strickland (2001-02)
32.	51	Lexie Brown (2013-14)

FREE THROW PERCENTAGE

min. 50 attempts

1.	.891	Kristi Toliver (2005-06)
2.	.877	SHYANNE SELLERS (2023-24)
	.877	Kristi Toliver (2006-07)
4.	.868	Chloe Bibby (2020-21)
5.	.865	Lori Bjork (2009-10)
6.	.861	Laurin Mincy (2014-15)
7.	.860	Taylor Mikesell (2018-19)
	.860	Kristi Toliver (2007-08)
	.860	Jasmina Perazic (1981-82)
10.	.857	Kristi Toliver (2008-09)
	.857	Marche Strickland (2000-01)
12.	.845	BRI MCDANIEL (2023-24)
13.	.839	Marche Strickland (1998-99)
14.	.833	Chloe Bibby (2021-22)
	.833	Marissa Coleman (2005-06)
16.	.830	Lexie Brown (2014-15)
17.	.828	Shay Doron (2005-06)
18.	.826	Shay Doron (2006-07)
19.	.824	Limor Mizrahi (1991-92)
20.	.817	Jade Perry (2006-07)
21.	.816	Shatori Walker-Kimbrough (2016-17)
	.816	Marcia Richardson (1981-82)
23.	.814	Mimi Collins (2020-21)
24.	.810	Marissa Coleman (2007-08)
25.	.809	Kaila Charles (2018-19)
26.	.809	Shatori Walker-Kimbrough (2015-16)
	.809	Laurin Mincy (2011-12)

28.	.807	SHYANNE SELLERS (2022-23)
29.	.802	Marissa Coleman (2006-07)
30.	.800	Alyssa Thomas (2011-12)
	.800	Jane Zivalich (1977-78)

FREE THROWS MADE

1.	201	Diamond Miller (2022-23)
2.	176	Alyssa Thomas (2012-13)
2.	166	Marissa Coleman (2007-08)
4.	158	Crystal Langhorne (2005-06)
5.	157	Laura Harper (2007-08)
6.	153	Angel Reese (2021-22)
7.	152	Marissa Coleman (2008-09)
8.	145	Alyssa Thomas (2013-14)
	145	Shay Doron (2004-05)
10.	141	Kristi Toliver (2007-08)
11.	136	Kaila Charles (2018-19)
	136	Laurin Mincy (2014-15)
	136	Shay Doron (2003-04)
14.	135	Brionna Jones (2016-17)
	135	Shay Doron (2005-06)
	135	Kris Kirchner (1979-80)



2023-24 Maryland Women's Basketball Combined Team Statistics All games

Page 1/1
as of Jan 18, 2024

Game Records

Record	Overall	Home	Away	Neutral
ALL GAMES	11-6	8-1	1-4	2-1
CONFERENCE	3-3	2-1	1-2	0-0
NON-CONFERENCE	8-3	6-0	0-2	2-1

Score by Periods

Team	1st	2nd	3rd	4th	OT	TOT
Maryland	349	317	342	358	0	1366
Opponents	268	290	328	333	0	1219

Team Box Score

No.	Player				Total		3-Point		F-Throw		Rebounds											
		GP-GS	MIN	AVG	FG-FGA	FG%	3FG-3FGA	3FG%	FT-FTA	FT%	OFF	DEF	TOT	AVG	PF	DQ	A	TO	BLK	STL	PTS	AVG
0	SELLERS, Shyanne	17-17	532:30	31.3	86-202	.426	14-45	.311	93-106	.877	18	85	103	6.1	42	1	91	57	13	30	279	16.4
24	MCDANIEL, Bri	17-10	414:08	24.4	72-156	.462	11-28	.393	60-71	.845	15	59	74	4.4	44	2	53	35	5	34	215	12.6
11	BROWN-TURNER, Jakia	16-16	413:05	25.8	65-161	.404	5-32	.156	34-44	.773	31	51	82	5.1	37	2	22	33	4	16	169	10.6
5	ALEXANDER, Brinae	17-17	398:04	23.4	55-133	.414	42-101	.416	6-8	.750	7	46	53	3.1	35	1	16	22	1	21	158	9.3
3	BRIGGS, Lavender	12-7	300:55	25.1	44-106	.415	10-28	.357	9-11	.818	22	38	60	5.0	20	0	15	13	0	7	107	8.9
14	KUBEK, Allie	17-13	366:11	21.5	58-107	.542	9-20	.450	22-34	.647	30	39	69	4.1	30	0	5	24	6	9	147	8.6
13	MASONIUS, Faith	17-5	382:60	22.5	48-98	.490	2-5	.400	17-21	.810	19	45	64	3.8	36	0	47	44	3	11	115	6.8
2	NELSON, Riley	16-0	225:12	14.1	31-70	.443	3-16	.188	16-21	.762	8	12	20	1.3	14	0	13	11	2	5	81	5.1
20	DOUMBOUYA, Hawa	8-0	36:28	4.6	9-17	.529	0-0	.000	5-10	.500	8	9	17	2.1	4	0	6	5	3	1	23	2.9
34	FISHER, Emily	17-0	216:58	12.8	12-31	.387	0-5	.000	19-34	.559	17	36	53	3.1	21	0	11	10	6	9	43	2.5
33	BOSTOCK, Summer	7-0	41:38	5.9	4-11	.364	0-1	.000	7-8	.875	4	10	14	2.0	2	0	3	3	0	1	15	2.1
21	CHARDON, Emma	8-0	54:09	6.8	5-6	.833	0-0	.000	2-2	1.000	1	3	4	0.5	5	0	2	3	0	0	12	1.5
30	SAREEN, Mary	4-0	09:16	2.3	1-4	.250	0-1	.000	0-0	.000	0	0	0	0.0	0	0	2	0	0	0	2	0.5
15	NUAKO, Zen	4-0	08:27	2.1	0-2	.000	0-0	.000	0-0	.000	0	3	3	0.8	0	0	0	0	0	0	0	0.0
Team											35	40	75					3				
Total		17	3400		490-1104	.444	96-282	.340	290-370	.784	215	476	691	40.6	290	6	286	263	43	144	1366	80.4
Opponents		17	3400		452-1146	.394	118-426	.277	197-262	.752	228	418	646	38.0	335	10	277	293	63	124	1219	71.7

Team Statistics

	MD	OPP
Scoring	1366	1219
Points per game	80.4	71.7
Scoring margin	+8.6	-
Field goals-att	490-1104	452-1146
Field goal pct	.444	.394
3 point fg-att	96-282	118-426
3-point FG pct	.340	.277
3-pt FG made per game	5.6	6.9
Free throws-att	290-370	197-262
Free throw pct	.784	.752
F-Throws made per game	17.1	11.6
Rebounds	691	646
Rebounds per game	40.6	38.0
Rebounding margin	+2.6	-
Assists	286	277
Assists per game	16.8	16.3
Turnovers	263	293
Turnovers per game	15.5	17.2
Turnover margin	+1.8	-
Assist/turnover ratio	1.1	0.9
Steals	144	124
Steals per game	8.5	7.3
Blocks	43	63
Blocks per game	2.5	3.7
Winning streak	0	-
Home win streak	0	-
Attendance	60442	41574
Home games-Avg/Game	9-6716	5-8315
Neutral site-Avg/Game	-	3-123

Team Results

Date	Opponent		Score	Att.
11/06/2023	Harvard	W	98-75	4891
11/12/2023	at South Carolina	L	76-114	16007
11/16/2023	at UConn	L	48-80	10299
11/19/2023	Syracuse	W	83-81	7090
11/23/2023	vs Washington St.	L	67-87	150
11/24/2023	vs Green Bay	W	68-59	111
11/25/2023	vs Massachusetts	W	92-63	107
11/29/2023	Niagara	W	114-44	5064
12/03/2023	George Mason	W	86-77	5901
12/10/2023	Northwestern	W	71-58	5127
12/12/2023	Towson	W	99-51	14994
12/20/2023	James Madison	W	78-55	5032
12/31/2023	at Nebraska	L	81-87	8795
01/03/2024	at Minnesota	W	72-64	3587
01/09/2024	at Michigan St.	L	69-74	2886
01/14/2024	Purdue	W	88-66	7231
01/17/2024	Ohio St.	L	76-84	5112



2023-24 Maryland Women's Basketball Combined Team Statistics In Conference games

Page 1/1
as of Jan 18, 2024

Game Records

Record	Overall	Home	Away	Neutral
ALL GAMES	3-3	2-1	1-2	0-0
CONFERENCE	3-3	2-1	1-2	0-0
NON-CONFERENCE	0-0	0-0	0-0	0-0

Score by Periods

Team	1st	2nd	3rd	4th	OT	TOT
Maryland	114	115	105	123	0	457
Opponents	103	95	106	129	0	433

Team Box Score

No. Player					Total		3-Point		F-Throw		Rebounds													
		GP-GS	MIN	AVG	FG-FGA	FG%	3FG-3FGA	3FG%	FT-FTA	FT%	OFF	DEF	TOT	AVG	PF	DQ	A	TO	BLK	STL	PTS	AVG		
24	MCDANIEL, Bri	6-6	173:46	29.0	30-66	.455	5-13	.385	21-25	.840	8	24	32	5.3	17	2	27	10	1	15	86	14.3		
0	SELLERS, Shyanne	6-6	192:12	32.0	25-65	.385	2-15	.133	27-29	.931	11	24	35	5.8	17	1	36	22	6	10	79	13.2		
3	BRIGGS, Lavender	5-0	138:47	27.8	26-51	.510	7-17	.412	6-7	.857	6	17	23	4.6	12	0	6	8	0	5	65	13.0		
11	BROWN-TURNER, Jakia	6-6	160:15	26.7	28-61	.459	1-9	.111	9-12	.750	12	21	33	5.5	17	2	7	9	3	5	66	11.0		
5	ALEXANDER, Brinae	6-6	147:37	24.6	17-42	.405	12-31	.387	0-0	.000	1	8	9	1.5	8	0	2	5	1	3	46	7.7		
14	KUBEK, Allie	6-6	112:51	18.8	17-34	.500	5-9	.556	3-6	.500	8	7	15	2.5	13	0	1	8	1	2	42	7.0		
13	MASONIUS, Faith	6-0	148:32	24.8	16-33	.485	0-0	.000	9-10	.900	8	17	25	4.2	12	0	16	17	1	5	41	6.8		
2	NELSON, Riley	5-0	49:09	9.8	6-10	.600	1-3	.333	7-10	.700	0	1	1	0.2	5	0	2	0	0	2	20	4.0		
34	FISHER, Emily	6-0	64:06	10.7	2-6	.333	0-2	.000	4-8	.500	2	9	11	1.8	6	0	3	1	1	3	8	1.3		
33	BOSTOCK, Summer	2-0	05:50	2.9	1-1	1.000	0-0	.000	0-0	.000	0	1	1	0.5	0	0	0	0	0	0	2	1.0		
20	DOUMBOUYA, Hawa	2-0	06:56	3.5	0-3	.000	0-0	.000	2-2	1.000	0	2	2	1.0	0	0	1	1	0	0	2	1.0		
Team											7	16	23					2						
Total		6	1200		168-372	.452	33-99	.333	88-109	.807	63	147	210	35.0	107	5	101	83	14	50	457	76.2		
Opponents		6	1200		155-384	.404	40-149	.268	83-105	.790	84	147	231	38.5	104	2	105	101	20	33	433	72.2		

Team Statistics

	MD	OPP
Scoring	457	433
Points per game	76.2	72.2
Scoring margin	+4.0	-
Field goals-att	168-372	155-384
Field goal pct	.452	.404
3 point fg-att	33-99	40-149
3-point FG pct	.333	.268
3-pt FG made per game	5.5	6.7
Free throws-att	88-109	83-105
Free throw pct	.807	.790
F-Throws made per game	14.7	13.8
Rebounds	210	231
Rebounds per game	35.0	38.5
Rebounding margin	-3.5	-
Assists	101	105
Assists per game	16.8	17.5
Turnovers	83	101
Turnovers per game	13.8	16.8
Turnover margin	+3.0	-
Assist/turnover ratio	1.2	1.0
Steals	50	33
Steals per game	8.3	5.5
Blocks	14	20
Blocks per game	2.3	3.3
Winning streak	0	-
Home win streak	0	-
Attendance	17470	15268
Home games-Avg/Game	3-5823	3-5089
Neutral site-Avg/Game	-	0-0

Team Results

Date	Opponent		Score	Att.
12/10/2023	Northwestern	W	71-58	5127
12/31/2023	at Nebraska	L	81-87	8795
01/03/2024	at Minnesota	W	72-64	3587
01/09/2024	at Michigan St.	L	69-74	2886
01/14/2024	Purdue	W	88-66	7231
01/17/2024	Ohio St.	L	76-84	5112



2023-24 Maryland Women's Basketball
Team Game-by-Game
All games

Page 1/1
 as of Jan 18, 2024

			Total		3-Pointers		Free throws		Rebounds											
Opponent	Date	Score		FG-FGA	PCT	3FG-3FGA	PCT	FT-FTA	PCT	OFF	DEF	TOT	AVG	PF	A	TO	BLK	STL	PTS	AVG
Harvard	11/06/2023	98-75	W	37-67	.552	9-19	.474	15-20	.750	15	32	47	47.0	16	23	18	4	10	98	98.0
at South Carolina	11/12/2023	76-114	L	29-71	.408	10-22	.455	8-12	.667	11	22	33	40.0	22	15	15	1	4	76	87.0
at UConn	11/16/2023	48-80	L	15-58	.259	6-23	.261	12-17	.706	16	20	36	38.7	21	9	27	1	4	48	74.0
Syracuse	11/19/2023	83-81	W	29-71	.408	3-14	.214	22-26	.846	17	24	41	39.3	18	15	13	0	11	83	76.3
vs Washington St.	11/23/2023	67-87	L	23-76	.303	5-16	.313	16-22	.727	20	21	41	39.6	12	12	11	2	8	67	74.4
vs Green Bay	11/24/2023	68-59	W	21-63	.333	1-11	.091	25-29	.862	16	41	57	42.5	18	11	13	2	3	68	73.3
vs Massachusetts	11/25/2023	92-63	W	31-61	.508	4-16	.250	26-33	.788	14	26	40	42.1	22	19	22	1	19	92	76.0
Niagara	11/29/2023	114-44	W	45-67	.672	10-17	.588	14-18	.778	9	36	45	42.5	8	30	17	4	16	114	80.8
George Mason	12/03/2023	86-77	W	27-65	.415	4-15	.267	28-40	.700	16	28	44	42.7	16	13	17	3	5	86	81.3
Northwestern	12/10/2023	71-58	W	26-66	.394	3-11	.273	16-23	.696	19	25	44	42.8	10	18	11	3	10	71	80.3
Towson	12/12/2023	99-51	W	38-66	.576	6-16	.375	17-20	.850	11	42	53	43.7	12	24	14	6	6	99	82.0
James Madison	12/20/2023	78-55	W	27-67	.403	5-14	.357	19-24	.792	7	37	44	43.8	18	14	13	5	8	78	81.7
at Nebraska	12/31/2023	81-87	L	32-64	.500	7-23	.304	10-16	.625	8	22	30	42.7	26	18	14	6	6	81	81.6
at Minnesota	01/03/2024	72-64	W	28-62	.452	8-18	.444	8-10	.800	6	24	30	41.8	11	22	11	1	9	72	80.9
at Michigan St.	01/09/2024	69-74	L	22-55	.400	3-13	.231	22-23	.957	4	28	32	41.1	23	8	15	3	7	69	80.1
Purdue	01/14/2024	88-66	W	32-58	.552	8-19	.421	16-18	.889	9	26	35	40.8	14	20	17	1	9	88	80.6
Ohio St.	01/17/2024	76-84	L	28-67	.418	4-15	.267	16-19	.842	17	22	39	40.6	23	15	15	0	9	76	80.4
Total		1366		490-1104	.444	96-282	.340	290-370	.784	215	476	691	40.6	290	286	263	43	144	1366	80.4
Opponents		1219		452-1146	.394	118-426	.277	197-262	.752	228	418	646	38.0	335	277	293	63	124	1219	71.7

Maryland Averages

Games Played	Points/game	FG Pct	3FG Pct	FT Pct	Rebounds/game	Assists/game	Turnovers/game	Assist/Turnover ratio	Steals/game	Blocks/game
17	80.4	44.4	34.0	78.4	40.6	16.8	15.5	1.1	8.5	2.5



2023-24 Maryland Women's Basketball Opponents Game-by-Game All games

Page 1/1
as of Jan 18, 2024

			Total		3-Pointers		Free throws		Rebounds											
Opponent	Date	Score		FG-FGA	PCT	3FG-3FGA	PCT	FT-FTA	PCT	OFF	DEF	TOT	AVG	PF	A	TO	BLK	STL	PTS	AVG
Harvard	11/06/2023	98-75	W	30-87	.345	8-36	.222	7-7	1.000	25	15	40	40.0	19	12	14	3	10	75	75.0
at South Carolina	11/12/2023	76-114	L	43-83	.518	12-24	.500	16-25	.640	19	34	53	46.5	20	30	10	11	9	114	94.5
at UConn	11/16/2023	48-80	L	32-61	.525	6-19	.316	10-12	.833	9	26	35	42.7	14	18	17	9	16	80	89.7
Syracuse	11/19/2023	83-81	W	29-66	.439	8-28	.286	15-19	.789	13	26	39	41.8	22	13	18	5	7	81	87.5
vs Washington St.	11/23/2023	67-87	L	36-59	.610	9-19	.474	6-8	.750	3	35	38	41.0	17	29	17	8	7	87	87.4
vs Green Bay	11/24/2023	68-59	W	22-70	.314	4-28	.143	11-12	.917	6	27	33	39.7	23	18	6	3	5	59	82.7
vs Massachusetts	11/25/2023	92-63	W	22-58	.379	6-22	.273	13-20	.650	12	18	30	38.3	25	12	28	0	7	63	79.9
Niagara	11/29/2023	114-44	W	19-70	.271	4-24	.167	2-6	.333	16	14	30	37.3	18	8	27	0	10	44	75.4
George Mason	12/03/2023	86-77	W	27-68	.397	8-21	.381	15-23	.652	15	26	41	37.7	32	11	20	1	8	77	75.6
Northwestern	12/10/2023	71-58	W	23-64	.359	5-18	.278	7-7	1.000	14	21	35	37.4	22	15	19	4	4	58	73.8
Towson	12/12/2023	99-51	W	17-66	.258	5-25	.200	12-13	.923	7	19	26	36.4	20	8	14	0	4	51	71.7
James Madison	12/20/2023	78-55	W	20-74	.270	8-31	.258	7-12	.583	19	31	50	37.5	21	13	21	3	8	55	70.3
at Nebraska	12/31/2023	81-87	L	27-69	.391	10-32	.313	23-26	.885	20	28	48	38.3	17	22	16	3	7	87	71.6
at Minnesota	01/03/2024	72-64	W	24-65	.369	7-28	.250	9-11	.818	18	28	46	38.9	13	16	20	3	8	64	71.1
at Michigan St.	01/09/2024	69-74	L	24-57	.421	7-26	.269	19-24	.792	4	28	32	38.4	21	17	11	3	1	74	71.3
Purdue	01/14/2024	88-66	W	27-64	.422	7-19	.368	5-7	.714	9	19	28	37.8	13	18	19	2	8	66	70.9
Ohio St.	01/17/2024	76-84	L	30-65	.462	4-26	.154	20-30	.667	19	23	42	38.0	18	17	16	5	5	84	71.7
Total		1219		452-1146	.394	118-426	.277	197-262	.752	228	418	646	38.0	335	277	293	63	124	1219	71.7
Maryland		1366		490-1104	.444	96-282	.340	290-370	.784	215	476	691	40.6	290	286	263	43	144	1366	80.4

Opponents Averages

Games Played	Points/game	FG Pct	3FG Pct	FT Pct	Rebounds/game	Assists/game	Turnovers/game	Assist/Turnover ratio	Steals/game	Blocks/game
17	71.7	39.4	27.7	75.2	38.0	16.3	17.2	0.9	7.3	3.7



**2023-24 Maryland Women's Basketball
Player Highs Analysis
All games**

Page 1/4
as of Jan 18, 2024

Maryland - Individual Game Highs

POINTS	29		Shyanne Sellers vs James Madison (12/20/2023)
	29		Brinae Alexander vs Niagara (11/29/2023)
	28		Shyanne Sellers vs George Mason (12/03/2023)
	25		Bri McDaniel vs Purdue (01/14/2024)
	25		Lavender Briggs at Nebraska (12/31/2023)
	25		Shyanne Sellers vs Harvard (11/06/2023)
FIELD GOALS MADE	11		Lavender Briggs at Nebraska (12/31/2023)
	11		Brinae Alexander vs Niagara (11/29/2023)
FIELD GOAL ATTEMPTS	19		Shyanne Sellers vs James Madison (12/20/2023)
	19		Shyanne Sellers vs Green Bay (N) (11/24/2023)
FIELD GOAL PERCENTAGE (min 5 made)	1.000	(5-5)	Emma Chardon vs Harvard (11/06/2023)
	.889	(8-9)	Jakia Brown-Turner vs Purdue (01/14/2024)
3 PT FG MADE	7		Brinae Alexander vs Niagara (11/29/2023)
	5		Brinae Alexander vs Harvard (11/06/2023)
3 PT FG ATTEMPTS	11		Brinae Alexander vs Massachusetts (N) (11/25/2023)
	9		Brinae Alexander vs George Mason (12/03/2023)
	9		Brinae Alexander vs Niagara (11/29/2023)
3 PT FG PERCENTAGE (min 2 made)	1.000	(2-2)	Bri McDaniel at South Carolina (11/12/2023)
	.778	(7-9)	Brinae Alexander vs Niagara (11/29/2023)
FREE THROWS MADE	12		Shyanne Sellers vs George Mason (12/03/2023)
	11		Bri McDaniel vs Green Bay (N) (11/24/2023)
FREE THROW ATTEMPTS	16		Shyanne Sellers vs George Mason (12/03/2023)
	12		Bri McDaniel vs Green Bay (N) (11/24/2023)
FREE THROW PERCENTAGE (min 3 made)	1.000	(10-10)	Shyanne Sellers vs Ohio St. (01/17/2024)
	1.000	(9-9)	Shyanne Sellers at Michigan St. (01/09/2024)
	1.000	(8-8)	Bri McDaniel at Michigan St. (01/09/2024)
	1.000	(8-8)	Shyanne Sellers vs Harvard (11/06/2023)
	1.000	(7-7)	Shyanne Sellers vs Syracuse (11/19/2023)
	1.000	(5-5)	Shyanne Sellers vs Massachusetts (N) (11/25/2023)
	1.000	(4-4)	Bri McDaniel at Minnesota (01/03/2024)
	1.000	(4-4)	Bri McDaniel vs Massachusetts (N) (11/25/2023)
	1.000	(3-3)	Shyanne Sellers vs Towson (12/12/2023)
	1.000	(3-3)	Emily Fisher vs Towson (12/12/2023)
	1.000	(3-3)	Bri McDaniel vs George Mason (12/03/2023)
	1.000	(3-3)	Jakia Brown-Turner vs Massachusetts (N) (11/25/2023)
REBOUNDS	13		Shyanne Sellers vs George Mason (12/03/2023)
	13		Jakia Brown-Turner vs Green Bay (N) (11/24/2023)
ASSISTS	11		Shyanne Sellers vs Niagara (11/29/2023)
	10		Shyanne Sellers vs Northwestern (12/10/2023)
STEALS	6		Brinae Alexander vs Massachusetts (N) (11/25/2023)
	5		Shyanne Sellers vs Northwestern (12/10/2023)
	5		Brinae Alexander vs Niagara (11/29/2023)
	5		Bri McDaniel vs Niagara (11/29/2023)
	5		Shyanne Sellers vs Syracuse (11/19/2023)
BLOCKED SHOTS	3		Shyanne Sellers at Nebraska (12/31/2023)
	2		Jakia Brown-Turner at Michigan St. (01/09/2024)
	2		Shyanne Sellers vs James Madison (12/20/2023)
	2		Shyanne Sellers vs Northwestern (12/10/2023)
	2		Emily Fisher vs George Mason (12/03/2023)
	2		Hawa Doumbouya vs Niagara (11/29/2023)
	2		Shyanne Sellers vs Washington St. (N) (11/23/2023)
	2		Shyanne Sellers vs Harvard (11/06/2023)
TURNOVERS	8		Shyanne Sellers at UConn (11/16/2023)
	7		Shyanne Sellers at Nebraska (12/31/2023)



**2023-24 Maryland Women's Basketball
Player Highs Analysis
All games**

Page 3/4
as of Jan 18, 2024

Opponent - Individual Game Highs

POINTS	25		Peyton McDaniel vs James Madison (12/20/2023)
	24		Paige Bueckers at UConn (11/16/2023)
	21		Sonia Smith vs George Mason (12/03/2023)
	21		Georgia Woolley vs Syracuse (11/19/2023)
	20		Rebeka Mikulasikova vs Ohio St. (01/17/2024)
	20		Moir Joiner at Michigan St. (01/09/2024)
	20		Julia Ayrault at Michigan St. (01/09/2024)
	20		Mara Braun at Minnesota (01/03/2024)
	20		Alexis Markowski at Nebraska (12/31/2023)
FIELD GOALS MADE	10		Peyton McDaniel vs James Madison (12/20/2023)
	10		Paige Bueckers at UConn (11/16/2023)
FIELD GOAL ATTEMPTS	28		Harmoni Turner vs Harvard (11/06/2023)
	24		Peyton McDaniel vs James Madison (12/20/2023)
FIELD GOAL PERCENTAGE (min 5 made)	1.000	(6-6)	Beyonce Bea vs Washington St. (N) (11/23/2023)
	.857	(6-7)	Taylor Thierry vs Ohio St. (01/17/2024)
3 PT FG MADE	5		Mara Braun at Minnesota (01/03/2024)
	5		Peyton McDaniel vs James Madison (12/20/2023)
3 PT FG ATTEMPTS	15		Peyton McDaniel vs James Madison (12/20/2023)
	13		Harmoni Turner vs Harvard (11/06/2023)
3 PT FG PERCENTAGE (min 2 made)	1.000	(2-2)	Alaina Rice vs Syracuse (11/19/2023)
	.667	(2-3)	Casey Harter vs Northwestern (12/10/2023)
	.667	(2-3)	Alana Goodchild vs Northwestern (12/10/2023)
	.667	(2-3)	Nekhu Mitchell vs George Mason (12/03/2023)
	.667	(2-3)	Eleonora Villa vs Washington St. (N) (11/23/2023)
	.667	(2-3)	Paige Bueckers at UConn (11/16/2023)
	.667	(2-3)	Raven Johnson at South Carolina (11/12/2023)
FREE THROWS MADE	7		Natalie Potts at Nebraska (12/31/2023)
	6		DeeDee Hagemann at Michigan St. (01/09/2024)
	6		Darian White at Nebraska (12/31/2023)
	6		Zahirah Walton vs George Mason (12/03/2023)
	6		Sonia Smith vs George Mason (12/03/2023)
FREE THROW ATTEMPTS	10		Zahirah Walton vs George Mason (12/03/2023)
	9		Sonia Smith vs George Mason (12/03/2023)
FREE THROW PERCENTAGE (min 3 made)	1.000	(7-7)	Natalie Potts at Nebraska (12/31/2023)
	1.000	(5-5)	Georgia Woolley vs Syracuse (11/19/2023)
	1.000	(4-4)	Jacy Sheldon vs Ohio St. (01/17/2024)
	1.000	(4-4)	Moir Joiner at Michigan St. (01/09/2024)
	1.000	(4-4)	Jaz Shelley at Nebraska (12/31/2023)
	1.000	(4-4)	Carole Miller vs James Madison (12/20/2023)
	1.000	(4-4)	Lilly Ferguson vs Massachusetts (N) (11/25/2023)
	1.000	(4-4)	Callie Genke vs Green Bay (N) (11/24/2023)
	1.000	(4-4)	Abigail Wright vs Harvard (11/06/2023)
	1.000	(3-3)	Patricia Anumgba vs Towson (12/12/2023)
	1.000	(3-3)	India Johnston vs Towson (12/12/2023)
	1.000	(3-3)	Hailey Weaver vs Northwestern (12/10/2023)
	1.000	(3-3)	Natalie McNeal vs Green Bay (N) (11/24/2023)
REBOUNDS	15		Charlisse Leger-Walker vs Washington St. (N) (11/23/2023)
	14		Zahirah Walton vs George Mason (12/03/2023)
ASSISTS	13		Charlisse Leger-Walker vs Washington St. (N) (11/23/2023)
	11		Jaz Shelley at Nebraska (12/31/2023)
STEALS	6		Paige Bueckers at UConn (11/16/2023)
	5		KK Arnold at UConn (11/16/2023)
BLOCKED SHOTS	5		Ashlyn Watkins at South Carolina (11/12/2023)
	4		Bella Murekatete vs Washington St. (N) (11/23/2023)
	4		Aubrey Griffin at UConn (11/16/2023)

2023-24 STATISTICS



2023-24 Maryland Women's Basketball Team High/Low Analysis All games

Page 1/4
as of Jan 18, 2024

Maryland - Game Highs

POINTS	114	Niagara (11/29/2023)
	99	Towson (12/12/2023)
	98	Harvard (11/06/2023)
	92	vs Massachusetts (N) (11/25/2023)
	88	Purdue (01/14/2024)
FIELD GOALS MADE	45	Niagara (11/29/2023)
	38	Towson (12/12/2023)
FIELD GOAL ATTEMPTS	76	vs Washington St. (N) (11/23/2023)
	71	Syracuse (11/19/2023)
	71	at South Carolina (11/12/2023)
FIELD GOAL PERCENTAGE	.672 (45-67)	Niagara (11/29/2023)
	.576 (38-66)	Towson (12/12/2023)
3 PT FG MADE	10	Niagara (11/29/2023)
	10	at South Carolina (11/12/2023)
3 PT FG ATTEMPTS	23	at Nebraska (12/31/2023)
	23	at UConn (11/16/2023)
3 PT FG PERCENTAGE	.588 (10-17)	Niagara (11/29/2023)
	.474 (9-19)	Harvard (11/06/2023)
FREE THROWS MADE	28	George Mason (12/03/2023)
	26	vs Massachusetts (N) (11/25/2023)
FREE THROW ATTEMPTS	40	George Mason (12/03/2023)
	33	vs Massachusetts (N) (11/25/2023)
FREE THROW PERCENTAGE	.957 (22-23)	at Michigan St. (01/09/2024)
	.889 (16-18)	Purdue (01/14/2024)
REBOUNDS	57	vs Green Bay (N) (11/24/2023)
	53	Towson (12/12/2023)
ASSISTS	30	Niagara (11/29/2023)
	24	Towson (12/12/2023)
STEALS	19	vs Massachusetts (N) (11/25/2023)
	16	Niagara (11/29/2023)
BLOCKED SHOTS	6	at Nebraska (12/31/2023)
	6	Towson (12/12/2023)
TURNOVERS	27	at UConn (11/16/2023)
	22	vs Massachusetts (N) (11/25/2023)
FOULS	26	at Nebraska (12/31/2023)
	23	Ohio St. (01/17/2024)
	23	at Michigan St. (01/09/2024)



2023-24 Maryland Women's Basketball Team High/Low Analysis All games

Page 2/4
as of Jan 18, 2024

Opponent - Game Highs

POINTS	114	at South Carolina (11/12/2023)
	87	at Nebraska (12/31/2023)
	87	vs Washington St. (N) (11/23/2023)
	84	Ohio St. (01/17/2024)
	81	Syracuse (11/19/2023)
FIELD GOALS MADE	43	at South Carolina (11/12/2023)
	36	vs Washington St. (N) (11/23/2023)
FIELD GOAL ATTEMPTS	87	Harvard (11/06/2023)
	83	at South Carolina (11/12/2023)
FIELD GOAL PERCENTAGE	.610 (36-59)	vs Washington St. (N) (11/23/2023)
	.525 (32-61)	at UConn (11/16/2023)
3 PT FG MADE	12	at South Carolina (11/12/2023)
	10	at Nebraska (12/31/2023)
3 PT FG ATTEMPTS	36	Harvard (11/06/2023)
	32	at Nebraska (12/31/2023)
3 PT FG PERCENTAGE	.500 (12-24)	at South Carolina (11/12/2023)
	.474 (9-19)	vs Washington St. (N) (11/23/2023)
FREE THROWS MADE	23	at Nebraska (12/31/2023)
	20	Ohio St. (01/17/2024)
FREE THROW ATTEMPTS	30	Ohio St. (01/17/2024)
	26	at Nebraska (12/31/2023)
FREE THROW PERCENTAGE	1.000 (7-7)	Northwestern (12/10/2023)
	1.000 (7-7)	Harvard (11/06/2023)
REBOUNDS	53	at South Carolina (11/12/2023)
	50	James Madison (12/20/2023)
ASSISTS	30	at South Carolina (11/12/2023)
	29	vs Washington St. (N) (11/23/2023)
STEALS	16	at UConn (11/16/2023)
	10	Niagara (11/29/2023)
	10	Harvard (11/06/2023)
BLOCKED SHOTS	11	at South Carolina (11/12/2023)
	9	at UConn (11/16/2023)
TURNOVERS	28	vs Massachusetts (N) (11/25/2023)
	27	Niagara (11/29/2023)
FOULS	32	George Mason (12/03/2023)
	25	vs Massachusetts (N) (11/25/2023)



2023-24 Maryland Women's Basketball Team High/Low Analysis All games

Page 3/4
as of Jan 18, 2024

Maryland - Game Lows

POINTS	48	at UConn (11/16/2023)
	67	vs Washington St. (N) (11/23/2023)
	68	vs Green Bay (N) (11/24/2023)
	69	at Michigan St. (01/09/2024)
	71	Northwestern (12/10/2023)
FIELD GOALS MADE	15	at UConn (11/16/2023)
	21	vs Green Bay (N) (11/24/2023)
FIELD GOAL ATTEMPTS	55	at Michigan St. (01/09/2024)
	58	Purdue (01/14/2024)
	58	at UConn (11/16/2023)
FIELD GOAL PERCENTAGE	.259 (15-58)	at UConn (11/16/2023)
	.303 (23-76)	vs Washington St. (N) (11/23/2023)
3 PT FG MADE	1	vs Green Bay (N) (11/24/2023)
	3	at Michigan St. (01/09/2024)
	3	Northwestern (12/10/2023)
	3	Syracuse (11/19/2023)
3 PT FG ATTEMPTS	11	Northwestern (12/10/2023)
	11	vs Green Bay (N) (11/24/2023)
3 PT FG PERCENTAGE	.091 (1-11)	vs Green Bay (N) (11/24/2023)
	.214 (3-14)	Syracuse (11/19/2023)
FREE THROWS MADE	8	at Minnesota (01/03/2024)
	8	at South Carolina (11/12/2023)
FREE THROW ATTEMPTS	10	at Minnesota (01/03/2024)
	12	at South Carolina (11/12/2023)
FREE THROW PERCENTAGE	.625 (10-16)	at Nebraska (12/31/2023)
	.667 (8-12)	at South Carolina (11/12/2023)
REBOUNDS	30	at Minnesota (01/03/2024)
	30	at Nebraska (12/31/2023)
ASSISTS	8	at Michigan St. (01/09/2024)
	9	at UConn (11/16/2023)
STEALS	3	vs Green Bay (N) (11/24/2023)
	4	at UConn (11/16/2023)
	4	at South Carolina (11/12/2023)
BLOCKED SHOTS	0	Ohio St. (01/17/2024)
	0	Syracuse (11/19/2023)
TURNOVERS	11	at Minnesota (01/03/2024)
	11	Northwestern (12/10/2023)
	11	vs Washington St. (N) (11/23/2023)
FOULS	8	Niagara (11/29/2023)
	10	Northwestern (12/10/2023)



2023-24 Maryland Women's Basketball Team High/Low Analysis All games

Page 4/4
as of Jan 18, 2024

Opponent - Game Lows

POINTS	44	Niagara (11/29/2023)
	51	Towson (12/12/2023)
	55	James Madison (12/20/2023)
	56	Northwestern (12/10/2023)
	59	vs Green Bay (N) (11/24/2023)
FIELD GOALS MADE	17	Towson (12/12/2023)
	19	Niagara (11/29/2023)
FIELD GOAL ATTEMPTS	57	at Michigan St. (01/09/2024)
	58	vs Massachusetts (N) (11/25/2023)
FIELD GOAL PERCENTAGE	.258 (17-66)	Towson (12/12/2023)
	.270 (20-74)	James Madison (12/20/2023)
3 PT FG MADE	4	Ohio St. (01/17/2024)
	4	Niagara (11/29/2023)
	4	vs Green Bay (N) (11/24/2023)
3 PT FG ATTEMPTS	18	Northwestern (12/10/2023)
	19	Purdue (01/14/2024)
	19	vs Washington St. (N) (11/23/2023)
	19	at UConn (11/16/2023)
3 PT FG PERCENTAGE	.143 (4-28)	vs Green Bay (N) (11/24/2023)
	.154 (4-26)	Ohio St. (01/17/2024)
FREE THROWS MADE	2	Niagara (11/29/2023)
	5	Purdue (01/14/2024)
FREE THROW ATTEMPTS	6	Niagara (11/29/2023)
	7	Purdue (01/14/2024)
	7	Northwestern (12/10/2023)
	7	Harvard (11/06/2023)
FREE THROW PERCENTAGE	.333 (2-6)	Niagara (11/29/2023)
	.583 (7-12)	James Madison (12/20/2023)
REBOUNDS	26	Towson (12/12/2023)
	28	Purdue (01/14/2024)
ASSISTS	8	Towson (12/12/2023)
	8	Niagara (11/29/2023)
STEALS	1	at Michigan St. (01/09/2024)
	4	Towson (12/12/2023)
	4	Northwestern (12/10/2023)
BLOCKED SHOTS	0	Towson (12/12/2023)
	0	Niagara (11/29/2023)
	0	vs Massachusetts (N) (11/25/2023)
TURNOVERS	6	vs Green Bay (N) (11/24/2023)
	10	at South Carolina (11/12/2023)
FOULS	13	Purdue (01/14/2024)
	13	at Minnesota (01/03/2024)

NCAA Statistics

Maryland - 2023-24 Women's Basketball Ranking Summary thru games 01/17/2024

Statistic	National Rank	Conference Rank	Value	National Leader	Value	Conference Leader	Value
Assist/Turnover Ratio (348 ranked)	54	8	1.09	Michigan St.	1.84	Michigan St.	1.84
Assists Per Game (348 ranked)	39	7	16.8	Utah	22.0	Iowa	20.4
Bench Points Per Game (348 ranked)	40	3	25.6	Murray St.	41.6	Michigan St.	28.0
Blocks Per Game (348 ranked)	239	12	2.5	South Carolina	9.1	Rutgers	4.7
Field Goal Percentage (348 ranked)	64	7	44.4	UConn	51.8	Indiana	51.4
Field Goal Percentage Defense (348 ranked)	162	6	39.4	South Carolina	29.3	Nebraska	38.3
Fouls Per Game (348 ranked)	189	10	17.1	Dartmouth	9.8	Minnesota	13.0
Free Throw Attempts Per Game (348 ranked)	23	2	21.76	LSU	30.22	Ohio St.	23.06
Free Throw Percentage (348 ranked)	16	2	78.4	Creighton	82.6	Northwestern	79.0
Free Throws Made Per Game (348 ranked)	7	1	17.06	LSU	22.33	Maryland	17.06
Rebound Margin (348 ranked)	137	10	2.6	UCLA	18.3	Nebraska	10.7
Rebounds (Defensive) Per Game (348 ranked)	56	4	28.0	South Carolina	34.9	Iowa	31.6
Rebounds (Offensive) Per Game (348 ranked)	114	5	12.6	Ga. Southern	19.3	Michigan	14.4
Rebounds Per Game (348 ranked)	61	4	40.65	Ga. Southern	49.82	Iowa	42.74
Scoring Defense (348 ranked)	306	12	71.7	VCU	50.2	Michigan	58.3
Scoring Margin (348 ranked)	101	10	8.6	South Carolina	38.9	Iowa	25.4
Scoring Offense (348 ranked)	22	5	80.4	Murray St.	92.3	Iowa	90.8
Steals Per Game (348 ranked)	131	5	8.5	West Virginia	14.6	Penn St.	10.6
Three Point Attempts Per Game (348 ranked)	263	12	16.6	FGCU	30.3	Iowa	28.1
Three Point Percentage (348 ranked)	82	8	34.0	South Carolina	43.6	Penn St.	42.2
Three Point Percentage Defense (348 ranked)	56	3	27.7	Kansas St.	22.0	Nebraska	27.3
Three Pointers Per Game (348 ranked)	193	11	5.6	Utah	11.7	Iowa	10.4
Turnover Margin (348 ranked)	132	8	1.76	West Virginia	9.24	Michigan St.	7.76
Turnovers Forced Per Game (348 ranked)	138	6	17.24	Grambling	25.53	Ohio St.	21.29
Turnovers Per Game (348 ranked)	138	9	15.5	Colorado St.	8.8	Michigan St.	11.0
Winning Percentage (348 ranked)	112	9	64.7	South Carolina	100.0	Iowa	94.7

Statistic	Player	National Rank	Conference Rank	Value	National Leader	Value	Conference Leader	Value
Assist/Turnover Ratio (250 ranked)	Shyanne Sellers Bri McDaniel	140 152	13 14	1.60 1.51	Kaylah Ivey, Boston College	3.87	DeeDee Hagemann, Michigan St.	3.13
Assists (147 ranked)	Shyanne Sellers	29	6	91	Caitlin Clark, Iowa	147	Caitlin Clark, Iowa	147
Assists Per Game (248 ranked)	Shyanne Sellers	37	6	5.4	McKenna Hofschild, Colorado St.	8.4	Caitlin Clark, Iowa	7.7
Blocks (144 ranked)					Josie Hill, Chicago St.	65	Serah Williams, Wisconsin	48
Blocks Per Game (244 ranked)					Lucy Cochrane, Portland	3.59	Serah Williams, Wisconsin	3.20
Double Doubles (47 ranked)					Lauren Gustin, BYU	17	Alexis Markowski, Nebraska	11
Field Goal Attempts (146 ranked)					Caitlin Clark, Iowa	414	Caitlin Clark, Iowa	414
Field Goal Percentage (250 ranked)	Shyanne Sellers	201	15	42.6	Lauren Betts, UCLA	71.2	Mackenzie Holmes, Indiana	67.0
Field Goals (142 ranked)					Caitlin Clark, Iowa	199	Caitlin Clark, Iowa	199
Free Throw Attempts (138 ranked)	Shyanne Sellers	14	2	106	Angel Reese, LSU	144	Caitlin Clark, Iowa	113
Free Throw Percentage (249 ranked)	Shyanne Sellers Bri McDaniel	33 70	2 6	87.7 84.5	Mara Braun, Minnesota	94.6	Mara Braun, Minnesota	94.6
Free Throws (142 ranked)	Shyanne Sellers Bri McDaniel	5 91	2 6	93 60	Angel Reese, LSU	106	Caitlin Clark, Iowa	94
Minutes Per Game (150 ranked)					Megan McConnell, Duquesne	38.54	Ronnie Porter, Wisconsin	34.32
Points (196 ranked)	Shyanne Sellers	90	7	279	Caitlin Clark, Iowa	589	Caitlin Clark, Iowa	589
Points Per Game (250 ranked)	Shyanne Sellers	99	7	16.4	Caitlin Clark, Iowa	31.0	Caitlin Clark, Iowa	31.0
Rebounds (148 ranked)					Lauren Gustin, BYU	289	Alexis Markowski, Nebraska	181
Rebounds (Defensive) Per Game (30 ranked)					Lauren Gustin, BYU Saylor Poffenbarger, Arkansas	10.3 10.3	Serah Williams, Wisconsin	7.1
Rebounds (Offensive) Per Game (30 ranked)					Christina Dalce, Villanova	5.7		
Rebounds Per Game (247 ranked)					Lauren Gustin, BYU	15.2	Alexis Markowski, Nebraska	10.1
Steals (136 ranked)	Bri McDaniel	107	4	34	Hannah Hidalgo, Notre Dame	85	Ronnie Porter, Wisconsin	39
Steals Per Game (247 ranked)	Bri McDaniel Shyanne Sellers	125 228	4 8	2.00 1.76	Hannah Hidalgo, Notre Dame	5.67	Ronnie Porter, Wisconsin	2.29
Three Point Attempts (150 ranked)	Brinae Alexander	106	8	101	Caitlin Clark, Iowa	242	Caitlin Clark, Iowa	242
Three Point Percentage (166 ranked)	Brinae Alexander	39	4	41.6	Te-Hina Paopao, South Carolina	56.8	Madison Layden, Purdue	50.0
Three Pointers (148 ranked)	Brinae Alexander	44	6	42	Caitlin Clark, Iowa	97	Caitlin Clark, Iowa	97
Three Pointers Per Game (245 ranked)	Brinae Alexander	59	6	2.47	Caitlin Clark, Iowa	5.11	Caitlin Clark, Iowa	5.11
Triple Doubles (5 ranked)					Caitlin Clark, Iowa	4	Caitlin Clark, Iowa	4

2023-24 STATISTICS

GAME 1: MARYLAND 98, HARVARD 75



Official Basketball Box Score - Final
Harvard at Maryland
11/16/23 XFINITY Center, College Park
2023-24 Women's Basketball

Game Time: 7:00 PM
Game Duration: 1:28
Attendance: 4,491

Harvard - 75

Record: 9-1

NO. Name	Min	FG	3P	FT	Rebounds	Fouls	TP	AS	TO	ST	Blocks	+/-
		M-A	M-A	M-A	OR DR TOT	PF	FD				BS BA	
31 Katie Krupa	F 23:41	3-7	0-2	2-2	5 2 7	3 2	8	2	2	0	2 2	-16
10 Elena Rodriguez	G 26:05	5-7	0-1	0-0	3 0 3	3 2	10	2	4	4	0 0	-22
12 Karlee White	G 24:19	1-7	0-2	0-0	0 2 2	2 3	2	1	1	0	0 1	-16
14 Harrison Turner	G 35:53	8-28	2-13	0-0	1 6 7	4 3	18	6	4	3	0 0	-18
20 Lola Mulleney	G 37:47	6-16	4-11	1-1	3 0 3	4 2	17	0	2	1	0 0	-18
22 Sanjyah Glenn	15:13	1-4	0-1	0-0	1 4 5	1 0	2	1	0	0	0 0	-15
40 Abigail Wright	19:51	4-11	0-2	4-4	6 1 7	2 4	12	0	0	0	1 0	-6
4 Mona Zoric	03:39	0-2	0-0	0-0	3 0 3	0 0	0	1	0	0	1 0	-2
24 Mary Hollenstainer	08:32	2-5	2-4	0-0	0 0 0	0 0	6	0	2	0	0 0	-2
Team					3 0 3							
Totals		30-67	8-36	7-7	25 15 40	19 16	75	12	14	10	3 4	-23

Technical Fouls: NONE

Shooting By Period	1st	2nd	3rd	4th	FT	GM FG%	3P%	FT%
1st FG%	5-17	29.4%						
3PT%	1-8	12.5%						
FT%	0-0	0%						
2nd FG%	9-22	40.9%						
3PT%	3-7	42.9%						
FT%	2-2	100%						
3rd FG%	6-21	28.6%						
3PT%	2-11	18.2%						
FT%	4-4	100%						
4th FG%	10-27	37.0%						
3PT%	2-10	20.0%						
GM FG%	30-67	34.5%						
3PT%	8-36	22.2%						
FT%	7-7	100.0%						

Dead Ball Rebounds: 4, 1

Maryland - 98

Record: 1-0

NO. Name	Min	FG	3P	FT	Rebounds	Fouls	TP	AS	TO	ST	Blocks	+/-
		M-A	M-A	M-A	OR DR TOT	PF	FD				BS BA	
5 Brinae Alexander	F 20:24	5-8	0-0	0 4 4	1 1	15	0	1	2	0	0 18	
13 Faith Masonius	F 21:21	3-7	0-1	0-0	2 2 4	2 1	6	5	4	0	0 19	
0 Shyanne Sellers	G 31:42	7-11	3-5	8-8	0 4 4	1 8	25	7	0	2	0 0	19
3 Lavender Briggs	G 23:07	2-7	0-1	3-4	3 5 8	3 2	7	4	1	0	0 25	
11 Jakia Brown-Turner	G 25:26	5-11	0-2	1-1	4 5 3	2 11	1	5	4	0	1 15	
14 Allie Kubek	21:53	4-6	0-0	0-2	3 1 4	1 1	8	0	2	1	1 1	1
24 Bri McDaniel	20:05	4-7	1-1	0-0	0 4 4	2 0	9	2	1	1	1 1	8
21 Emma Chardon	14:47	5-5	0-0	0-0	0 1 1	2 0	10	1	1	0	0 0	-1
2 Riley Nelson	10:03	1-2	0-0	1-1	0 2 2	0 2	3	1	0	0	0 0	-6
34 Emily Fisher	11:12	1-3	0-1	2-4	1 3 4	1 2	4	0	2	0	0 0	6
Team					5 2 7							
Totals		37-67	9-19	15-20	15 32 47	16 19	98	23	18	10	4 3	23

Technical Fouls: NONE

Shooting By Period	1st	2nd	3rd	4th	FT	GM FG%	3P%	FT%
1st FG%	13-24	54.2%						
3PT%	4-5	80.0%						
FT%	1-1	100%						
2nd FG%	8-16	50.0%						
3PT%	2-7	28.6%						
FT%	3-3	100%						
3rd FG%	7-15	46.7%						
3PT%	1-3	33.3%						
FT%	6-6	100%						
4th FG%	9-12	75.0%						
3PT%	2-4	50.0%						
FT%	5-10	50%						
GM FG%	37-67	55.2%						
3PT%	9-19	47.4%						
FT%	15-20	75.0%						

Dead Ball Rebounds: 4, 8

	HAR	UMD	Points from	HAR	UMD	Turnovers	HAR	UMD	Period by Period Scoring
									1st2nd3rd4thTOT
Biggest lead	0 (1 st 10:00)	27 (4 th 1:31)	Turnovers	18	19	Paint	36	62	
Best Scoring Run	7 (3 rd 5:07)	8 (1 st 0:02)	Second Chance	19	18	UMD	11	23	18 23 76
Lead Changes	0	1	Fast Breaks	6	20	UMD	31	21	21 25 98
Times Tied	0	1	Bench	20	34				
Time with Lead	00:00	38:44							

GAME 2: #1 SOUTH CAROLINA 114, MARYLAND 76



Official Basketball Box Score - Final
Maryland at South Carolina
11/12/23 Colonial Life Arena, Columbia
2023-24 Women's Basketball

Game Time: 1:00 PM
Game Duration: 1:52
Attendance: 16,007

Maryland - 76

Record: 1-1

NO. Name	Min	FG	3P	FT	Rebounds	Fouls	TP	AS	TO	ST	Blocks	+/-
		M-A	M-A	M-A	OR DR TOT	PF	FD				BS BA	
5 Brinae Alexander	F 32:43	3-10	2-6	2-2	1 1 2	3 1	10	2	2	0	0 2	-35
13 Faith Masonius	F 25:12	5-7	1-2	0-2	0 3 3	3 1	11	4	1	0	0 0	-21
0 Shyanne Sellers	G 32:48	8-18	2-4	3-4	0 8 8	2 7	21	3	6	2	0 1	-29
3 Lavender Briggs	G 29:03	1-5	0-0	0-0	1 4 5	1 1	2	3	0	0	0 2	-27
11 Jakia Brown-Turner	G 23:29	4-9	2-3	2-2	4 1 5	4 2	12	0	2	0	0 2	-8
14 Allie Kubek	23:23	3-10	1-4	0-0	2 3 5	4 5	7	0	2	2	1 3	-30
24 Bri McDaniel	16:30	4-8	2-2	0-0	0 1 1	3 2	10	1	1	0	0 0	-16
20 Hawa Doumbouya	01:40	0-1	0-0	1-2	0 0 0	0 1	1	0	0	0	0 1	0
2 Riley Nelson	06:57	1-2	0-1	0-0	0 0 0	1 0	2	1	1	0	0 0	-14
21 Emma Chardon	05:57	0-1	0-0	0-0	0 0 0	0 0	0	1	0	0	0 0	-1
34 Emily Fisher	02:18	0-0	0-0	0-0	1 0 1	0 0	0	0	0	0	0 0	-4
Team					1 1 2							
Totals		29-71	10-22	8-12	11 22 33	22 20	76	15	15	4	1 11	-38

Technical Fouls: NONE

Shooting By Period	1st	2nd	3rd	4th	FT	GM FG%	3P%	FT%
1st FG%	7-18	38.9%						
3PT%	2-4	50.0%						
FT%	0-0	0%						
2nd FG%	7-16	43.8%						
3PT%	5-8	62.5%						
FT%	1-2	50%						
3rd FG%	9-18	50.0%						
3PT%	3-5	60.0%						
FT%	2-2	100%						
4th FG%	6-19	31.6%						
3PT%	0-5	0.0%						
FT%	5-8	62.5%						
GM FG%	29-71	40.8%						
3PT%	10-22	45.5%						
FT%	8-12	66.7%						

Dead Ball Rebounds: 1, 4

South Carolina - 114

Record: 2-0

NO. Name	Min	FG	3P	FT	Rebounds	Fouls	TP	AS	TO	ST	Blocks	+/-
		M-A	M-A	M-A	OR DR TOT	PF	FD				BS BA	
21 Chloe Kitts	F 20:38	5-11	0-0	3-6	3 7 10	0 6	13	1	0	1	1 0	27
10 Kamilla Cardoso	C 24:52	5-7	0-0	2-2	1 6 7	4 2	12	2	1	0	2 0	11
0 Te-Hina Paopao	G 29:55	5-12	4-8	0-0	0 0 0	1 0	14	8	3	1	0 0	24
23 Bree Hall	G 23:53	5-9	2-4	0-0	1 0 1	2 1	12	2	2	0	1 0	17
25 Raven Johnson	G 29:08	3-8	2-3	0-0	0 3 3	1 0	8	8	1	1	0 0	26
2 Ashlyn Watkins	16:39	5-10	0-0	3-5	7 4 11	4 3	13	2	0	1	5 1	21
12 Milaysia Fulwiley	14:46	4-8	2-4	2-2	0 1 1	2 2	12	1	2	2	0 0	22
5 Tessa Johnson	18:32	4-7	2-4	2-3	0 7 7	3 4	12	4	2	3	0 0	19
20 Sana Feagin	13:36	4-7	0-0	3-3	6 3 3	0 8	1	0	0	0	0 0	9
24 Sahnay Jah	04:16	3-4	0-1	1-3	0 1 1	0 2	7	0	0	0	0 0	8
35 Sakima Walker	03:46	0-0	0-0	3-4	1 0 1	0 2	3	0	0	0	0 0	6
Team					3 2 5							
Totals		43-83	12-24	16-25	19 34 53	20 22	114	30	10	9	11 1	38

Technical Fouls: NONE

Shooting By Period	1st	2nd	3rd	4th	FT	GM FG%	3P%	FT%
1st FG%	7-18	38.9%						
3PT%	1-7	14.3%						
FT%	1-1	100%						
2nd FG%	12-21	57.1%						
3PT%	5-8	62.5%						
FT%	3-8	37.5%						
3rd FG%	11-20	55.0%						
3PT%	3-3	100.0%						
FT%	4-6	66.7%						
4th FG%	13-24	54.2%						
3PT%	3-6	50.0%						
FT%	8-10	80%						
GM FG%	43-83	51.8%						
3PT%	12-24	50.0%						
FT%	16-25	64.0%						

Dead Ball Rebounds: 1, 4

	MAR	USC	Points from	MAR	USC	Turnovers	MAR	USC	Period by Period Scoring
									1st2nd3rd4thTOT
Biggest lead	4 (2 nd 5:25)	39 (4 th 0:34)	Paint	4	23	UMD	16	20	23 17 76
Best Scoring Run	5 (3 rd 2:48)	12 (4 th 6:36)	Second Chance	8	28	USC	16	32	29 37 114
Lead Changes	12	7	Fast Breaks	2	26				
Times Tied	7	0	Bench	20	55				
Time with Lead	05:58	28:34							

GAME 3: UCONN 80, MARYLAND 48



Official Basketball Box Score - Final
Maryland at UConn
11/16/23 Harry A. Campbell Pavilion, Storrs, Conn.
2023-24 Women's Basketball

Game Time: 6:30 PM
Game Duration: 2:02
Attendance: 10,299

Maryland - 48

Record: 1-2

NO. Name	Min	FG	3P	FT	Rebounds	Fouls	TP	AS	TO	ST	
----------	-----	----	----	----	----------	-------	----	----	----	----	--

2023-24 STATISTICS

GAME 5: WASHINGTON STATE 87, MARYLAND 67



Official Basketball Box Score - Final
Maryland at Washington St.
 11/23/23 Hard Rock Hotel Riviera Maya, Puerto Aventuras
 2023-24 Women's Basketball

Game Time: 11:00 AM
 Game Duration: 1:46
 Attendance: 150

Officials: Mark Berger, Josh Howell, Kenya Kirkland

Maryland - 67

Record: 2-3

NO. Name	Min	FG M-A	3P M-A	FT M-A	Rebounds OR DR TOT	Fouls PF FB	TP	AS	TO	ST	Blocks BS BA	+/-
5 Brinae Alexander	F 22:21	1-3	1-3	0-0	0 4 4	3 0	3	0	1	1	0 0	-6
14 Allie Kubek	F 26:26	4-6	1-1	2-2	0 4 4	3 1	11	1	0	1	0 0	-16
0 Shyanne Sellers	G 26:56	3-10	1-1	2-2	0 3 3	1 4	9	3	2	3	2 0	-19
3 Lavender Briggs	G 32:48	8-17	2-5	0-0	5 2 7	1 1	18	1	1	1	0 0	-20
11 Jakia Brown-Turner	G 28:18	2-11	0-2	7-8	3 3 6	0 5	11	3	2	1	0 2	-11
13 Faith Masonius	G 07:40	0-2	0-0	0-0	1 1 2	2 0	0	0	0	0	0 0	-3
24 Bri McDaniel	17:11	2-12	0-3	3-6	0 2 2	4 4	7	1	2	0	0 1	-9
2 Riley Nelson	22:22	2-12	0-1	2-2	4 1 5	0 1	6	2	0	1	0 2	-12
34 Emily Fisher	03:48	0-1	0-0	0-0	2 0 2	1 0	0	1	2	0	0 0	-1
21 Emma Chardon	06:23	0-0	0-0	0-0	0 1 1	0 0	0	0	0	0	0 0	-3
20 Hawa Doumbouya	03:22	1-2	0-0	0-2	2 0 2	0 1	2	0	0	0	0 0	-1
33 Summer Bostock	02:25	0-0	0-0	0-0	0 0 0	0 0	0	0	1	0	0 0	-1
Team					3 0 3		0					
Totals		23-76	5-16	16-22	20 21 41	12 17	67	12	11	8	2 8	-20

Technical Fouls: NONE

Dead Ball Rebounds: 4/0

Washington St. - 87

Record: 6-9

NO. Name	Min	FG M-A	3P M-A	FT M-A	Rebounds OR DR TOT	Fouls PF FB	TP	AS	TO	ST	Blocks BS BA	+/-
25 Beyonce Bea	F 24:25	6-6	0-0	0-0	1 6 7	3 1	12	4	2	1	2 0	3
55 Bella Murekatete	C 24:14	8-10	0-0	1-2	0 6 6	4 3	17	0	1	2	4 0	10
1 Tara Wallack	G 28:44	5-11	2-4	0-0	0 1 1	1 1	12	4	1	1	2 2	14
5 Charlisse Leger-Walker	G 35:44	5-8	1-3	0-0	1 14 15	1 3	11	13	5	1	0 0	21
11 Astera Tuhina	G 34:42	4-10	3-5	0-0	0 5 5	3 1	11	7	3	2	0 0	20
10 Eleonora Villa	27:27	6-9	2-3	0-0	0 1 1	1 0	14	1	4	0	0 0	30
33 Alex Covill	06:34	0-0	0-0	3-4	0 0 0	2 2	3	0	0	0	0 0	2
34 Jenna Villa	15:54	2-5	1-4	2-2	1 0 1	2 1	7	0	1	0	0 0	2
12 Kyra Gardner	01:08	0-0	0-0	0-0	0 0 0	0 0	0	0	0	0	0 0	-1
45 Cia Eklöf	01:08	0-0	0-0	0-0	0 1 1	0 0	0	0	0	0	0 0	-1
Team					0 1 1		0					
Totals		36-59	9-19	6-8	3 35 38	17 12	87	29	17	7	8 2	20

Technical Fouls: NONE

Dead Ball Rebounds: 1/0

	UMD	WSU
Biggest lead	13 (1 st 4:59)	22 (4 th 4:42)
Best Scoring Run	7 (1 st 4:59)	14 (2 nd 4:05)
Lead Changes	5	
Times Tied	2	
Time with Lead	16:09	22:48

Points from	UMD	WSU
Turnovers	15	9
Paint	22	46
Second Chance	14	2
Fast Breaks	9	18
Bench	15	24

Period by Period Scoring	1st	2nd	3rd	4th	TOT
UMD	31	8	13	15	67
WSU	20	21	26	20	87

GAME 6: MARYLAND 68, GREEN BAY 59



Official Basketball Box Score - Final
Green Bay at Maryland
 11/24/23 Hard Rock Hotel Riviera Maya, Puerto Aventuras
 2023-24 Women's Basketball

Game Time: 1:30 PM
 Game Duration: 1:56
 Attendance: 111

Officials: Josh Howell, Neonta Williams, David Jenkins

Green Bay - 59

Record: 3-2

NO. Name	Min	FG M-A	3P M-A	FT M-A	Rebounds OR DR TOT	Fouls PF FB	TP	AS	TO	ST	Blocks BS BA	+/-
21 Jasmine Kondrakiewicz	F 11:26	2-6	0-2	0-0	0 4 4	5 3	4	1	2	0	1 0	5
34 Maddy Schreiber	F 33:33	6-11	0-2	0-1	1 4 5	2 1	12	1	0	0	1 0	-2
1 Cassie Schiltz	G 35:29	2-9	1-6	0-0	0 6 6	2 1	5	8	0	1	0 0	-6
11 Natalie McNeal	G 35:33	3-16	0-1	3-3	2 6 8	2 4	3	9	3	2	2 0	-8
22 Bailey Butler	G 37:50	3-10	1-6	2-2	1 1 2	4 3	9	5	1	1	0 0	-10
12 Callie Genke	19:11	3-8	1-6	4-4	0 1 1	4 3	11	0	1	0	0 0	-2
4 Marlen Westin	02:10	0-0	0-0	0-0	0 0 0	0 0	0	0	0	0	0 0	1
24 Natalie Andersen	22:02	3-8	1-5	2-2	2 1 3	4 3	9	0	0	0	0 1	-17
2 Caelan Givens	02:47	0-2	0-0	0-0	0 0 0	0 0	0	0	0	1	0 0	-6
Team					0 4 4		0					
Totals		22-70	4-28	11-12	6 27 33	23 18	59	18	6	5	3 2	-9

Technical Fouls: NONE

Dead Ball Rebounds: 2/0

Maryland - 68

Record: 3-3

NO. Name	Min	FG M-A	3P M-A	FT M-A	Rebounds OR DR TOT	Fouls PF FB	TP	AS	TO	ST	Blocks BS BA	+/-
5 Brinae Alexander	F 10:17	1-5	1-4	0-0	2 2 4	5 0	3	0	1	0	0 0	-11
14 Allie Kubek	F 13:02	1-3	0-0	0-0	3 2 5	0 1	2	0	1	0	1 1	-5
0 Shyanne Sellers	G 36:31	7-19	0-2	9-11	3 6 9	3 10	23	6	2	0	0 0	-10
3 Lavender Briggs	G 10:18	0-1	0-0	0-0	1 3 4	1 0	0	0	0	0	0 0	-6
11 Jakia Brown-Turner	G 31:48	3-7	0-0	4-5	0 13 13	0 3	10	2	2	1	0 0	11
13 Faith Masonius	24:52	1-4	0-0	0-0	1 3 4	4 0	2	2	3	0	0 0	13
24 Bri McDaniel	30:44	4-13	0-3	11-12	2 6 8	3 6	19	0	3	2	1 1	13
2 Riley Nelson	33:43	4-9	0-2	1-1	1 1 2	1 1	9	1	0	0	0 0	17
21 Emma Chardon	00:06	0-0	0-0	0-0	0 0 0	0 0	0	0	0	0	0 0	-1
34 Emily Fisher	08:40	0-2	0-0	0-0	0 3 3	1 2	0	0	1	0	0 1	4
Team					3 2 5		0					
Totals		21-63	1-11	25-29	16 41 57	18 23	68	11	13	3	2 3	9

Technical Fouls: NONE

Dead Ball Rebounds: 3/1

	GB	MD
Biggest lead	8 (1 st 5:30)	9 (4 th 0:16)
Best Scoring Run	6 (2 nd 5:58)	8 (4 th 9:28)
Lead Changes	1	
Times Tied	0	
Time with Lead	29:36	10:00

Points from	GB	MD
Turnovers	8	9
Paint	32	24
Second Chance	11	6
Fast Breaks	5	9
Bench	20	30

Period by Period Scoring	1st	2nd	3rd	4th	TOT
GB	17	13	14	15	59
MD	11	18	16	23	68

GAME 7: MARYLAND 92, UMASS 63



Official Basketball Box Score - Final
Massachusetts at Maryland
 11/25/23 Hard Rock Hotel Riviera Maya, Puerto Aventuras
 2023-24 Women's Basketball

Game Time: 11:00 AM
 Game Duration: 2:06
 Attendance: 107

Officials: Mark Berger, David Jenkins, Natasha Brown

Massachusetts - 63

Record: 1-7

NO. Name	Min	FG M-A	3P M-A	FT M-A	Rebounds OR DR TOT	Fouls PF FB	TP	AS	TO	ST	Blocks BS BA	+/-
20 Bre Bellamy	F 25:59	4-6	0-1	2-2	5 1 6	4 3	10	3	3	1	0 0	-18
4 Lilly Ferguson	G 35:48	2-5	0-1	4-4	0 5 5	2 5	8	0	1	0	0 0	-24
5 Kristin Williams	G 37:04	4-19	4-11	2-2	0 0 0	3 4	14	3	10	1	0 1	-27
11 Tori Hydeke	G 32:50	0-6	0-4	3-4	0 1 1	4 5	3	6	7	4	0 0	-25
44 Stefanie Kulesza	G 30:36	3-9	1-2	0-2	2 4 6	5 1	7	0	1	0	0 0	-27
33 Lilly Tsauetlei	23:25	6-8	0-0	2-6	3 2 5	2 4	14	0	2	0	0 0	-13
14 Dallas Pierce	14:18	3-5	1-3	0-0	0 2 2	5 0	7	0	3	1	0 0	-11
Team					2 3 5		0		1			
Totals		22-58	6-22	13-20	12 18 30	25 22	63	12	28	7	0 1	-29

Technical Fouls: NONE

Dead Ball Rebounds: 5/0

Maryland - 92

Record: 4-3

NO. Name	Min	FG M-A	3P M-A	FT M-A	Rebounds OR DR TOT	Fouls PF FB	TP	AS	TO	ST	Blocks BS BA	+/-
5 Brinae Alexander	F 21:17	4-13	3-11	2-2	0 3 3	2 2	13	2	3	6	0 0	28
14 Allie Kubek	F 22:27	3-3	0-0	2-4	2 2 4	3 4	8	1	1	2	0 0	12
0 Shyanne Sellers	G 22:08	4-6	0-0	5-5	0 2 2	2 3	13	6	4	1	0 0	24
3 Lavender Briggs	G 11:46	1-5	0-0	0-0	0 1 1	0 0	2	0	0	0	0 0	13
11 Jakia Brown-Turner	G 21:17	7-9	0-2	3-3	3 1 4	1 4	17	2	4	2	0 0	22
2 Riley Nelson	20:47	3-8	0-1	2-2	0 2 2	2 1	8	1	1	1	0 0	6
13 Faith Masonius	13:14	2-3	0-1	1-1	0 3 3	1 2	6	2	4	1	0 0	12
21 Emma Chardon	13:32	0-0	0-0	1-1	1 2 3	0 0	0	0	2	0	0 0	-1
24 Bri McDaniel	17:21	2-4	0-0	4-4	0 1 1	1 2	8	2	2	4	0 0	13
34 Emily Fisher	12:56	2-2	0-0	4-6	2 1 3	3 4	8	0	0	1	0 0	1
20 Hawa Doumbouya	05:55	1-3	0-0	0-2	2 2 4	2 2	2	2	0	0	0 0	13
33 Summer Bostock	12:42	1-3	0-1	3-4	1 5 6	2 2	5	1	0	0	0 0	2
15 Zen Nusko	02:19	0-0	0-0	0-0	0 0 0	0 0	0	0	0	0	0 0	0
30 Mary Sareen	02:19	1-2	0-0	0-0	0 0 0	0 0	2	0	0	0	0 0	0
Team					3 3 6		0		1			
Totals		31-61	4-16	26-33	14 26 40	22 25	92	19	22	19	1 0	29

Technical Fouls: NONE

	MAS	UMD
Biggest lead	0 (1 st 10:00)	31 (4 th 5:49)
Best Scoring Run	5 (3 rd 6:12)	9 (2 nd 7:26)
Lead Changes	0	
Times Tied	1	
Time with Lead	00:00	39:18

Points from	MAS	UMD
Turnovers	16	42
Paint	24	46
Second Chance	11	9
Fast Breaks	7	28
Bench	21	39

Period by Period Scoring	1st	2nd	3rd	4th	TOT
MAS					

2023-24 STATISTICS

GAME 9: MARYLAND 86, GEORGE MASON 77



Official Basketball Box Score - Final
George Mason at Maryland
12/03/23 XFINITY Center, College Park
2023-24 Women's Basketball

Game Time: 1:00 PM
Game Duration: 2:08
Attendance: 5,901

George Mason - 77

Record: 7-1

NO. Name	Min	FG M-A	3P M-A	FT M-A	Rebounds OR DR TOT	Fouls PF FD	TP	AS	TO	ST	Blocks BS BA	+/-
11 Nekhu Mitchell	F 35:36	3-7	2-3	2-3	1 2 3	3 2	10	0	2	2	1 0	-6
1 Jazmyyn Doster	G 09:32	0-2	0-0	0-0	1 2 3	5 1	0	0	1	1	0 0	-10
4 Sonia Smith	G 37:28	7-18	1-4	6-9	1 2 3	4 6	21	4	6	3	0 0	-13
14 Paula Suarez	G 17:12	2-3	1-1	0-0	1 1 2	3 1	5	3	4	0	0 0	-4
22 Ta'Vyanna Habib	G 27:29	2-6	0-1	1-1	2 4 6	5 1	5	0	2	0	0 0	-16
2 Zahirah Walton	36:10	6-16	0-2	6-10	8 6 14	3 5	18	0	2	1	0 1	-6
0 Taylor Jameson	25:45	6-12	4-8	0-0	4 4 4	4 0	16	1	1	1	0 2	5
3 Kennedy Harris	10:48	1-4	0-2	0-0	0 4 4	5 0	2	3	2	0	0 0	5
Team					1 1 2		0	0				
Totals		27-68	8-21	15-23	15 26 41	32 16	77	11	20	8	1 3	-9

Technical Fouls:Doster 4th 4:38

Shooting By Period		
1 st FG%	8-20	40.0%
3PT%	3-8	37.5%
FT%	2-3	66.7%
2 nd FG%	8-19	42.1%
3PT%	3-5	60.0%
FT%	2-3	66.7%
3 rd FG%	3-12	25.0%
3PT%	1-3	33.3%
FT%	5-9	62.5%
4 th FG%	8-17	47.1%
3PT%	1-5	20.0%
FT%	6-9	66.7%
GM FG%	27-68	39.7%
3PT%	8-21	38.1%
FT%	15-23	65.2%

Dead Ball Rebounds: 5, 0

Maryland - 86

Record: 6-3

NO. Name	Min	FG M-A	3P M-A	FT M-A	Rebounds OR DR TOT	Fouls PF FD	TP	AS	TO	ST	Blocks BS BA	+/-
5 Brinae Alexander	F 24:32	4-10	3-9	1-2	1 3 4	3 5	12	2	3	0	0 0	18
14 Allie Kubek	F 23:29	2-4	0-0	2-2	2 7 9	1 2	6	0	3	0	0 0	7
0 Shyanne Sellers	G 39:29	8-18	0-3	12-16	3 10 13	2 11	28	5	3	2	0 0	9
11 Jakia Brown-Turner	G 29:07	3-11	0-2	1-2	1 1 2	4 1	7	2	1	1	0 1	5
24 Bri McDaniel	G 16:53	3-7	0-0	3-3	1 1 2	1 4	9	0	3	0	0 0	5
13 Faith Masonius	30:30	5-10	0-0	5-6	2 3 5	3 3	15	3	1	1	0 0	6
34 Emily Fisher	29:26	1-4	0-0	4-9	5 3 8	2 5	6	1	0	1	2 0	0
2 Riley Nelson	06:34	1-1	1-1	0-0	0 0 0	0 0	3	0	1	0	0 0	-5
Team					1 0 1		0	0				
Totals		27-65	4-15	28-40	16 28 44	16 31	86	13	17	5	3 1	9

Technical Fouls:NONE

Shooting By Period		
1 st FG%	6-15	40.0%
3PT%	1-4	25.0%
FT%	1-3	33.3%
2 nd FG%	5-14	35.7%
3PT%	1-2	50.0%
FT%	8-10	100%
3 rd FG%	9-21	42.9%
3PT%	2-6	33.3%
FT%	6-9	66.7%
4 th FG%	7-15	46.7%
3PT%	0-3	0.0%
FT%	13-20	65%
GM FG%	27-65	41.5%
3PT%	4-15	26.7%
FT%	28-40	70.0%

Dead Ball Rebounds: 8, 1

	GMU	UMD
Biggest lead	11 (2 nd 0:58)	13 (4 th 4:29)
Best Scoring Run	10 (1 st 2:25)	10 (3 rd 8:04)
Lead Changes	4	
Times Tied	4	
Time with Lead	21:04	15:44

Points from Turnovers	GMU	UMD
Paint	28	42
Second Chance	11	15
Fast Breaks	13	15
Bench	36	24

Period by Period Scoring	1st	2nd	3rd	4th	TOT
GMU	21	21	12	23	77
UMD	14	19	26	27	86

GAME 10: MARYLAND 71, NORTHWESTERN 58



Official Basketball Box Score - Final
Northwestern at Maryland
12/10/23 XFINITY Center, College Park
2023-24 Women's Basketball

Game Time: 1:00 PM
Game Duration: 1:45
Attendance: 5,127

Northwestern - 58

Record: 3-6 (0-1)

NO. Name	Min	FG M-A	3P M-A	FT M-A	Rebounds OR DR TOT	Fouls PF FD	TP	AS	TO	ST	Blocks BS BA	+/-
10 Caleigh Walsh	F 24:03	3-11	0-4	2-2	2 2 4	5 2	8	2	3	0	0 0	-15
20 Paige Mott	F 25:02	1-2	0-0	0-0	1 2 3	4 0	2	0	3	0	2 0	-5
2 Caroline Lau	G 26:02	2-7	0-3	0-0	2 2 4	1 0	4	0	3	2	1 0	-19
11 Hailey Weaver	G 23:23	3-10	0-2	3-3	1 1 2	1 3	9	2	0	1	1 0	-18
12 Casey Harter	G 31:02	4-11	2-3	0-0	1 4 5	4 1	10	1	1	0	0 3	-11
21 Melaniece Daley	26:46	7-12	0-0	0-0	2 3 5	1 1	14	3	3	1	0 0	-5
23 Jasmine McWilliams	12:26	0-1	0-0	2-2	1 1 2	3 2	2	0	1	0	0 0	-12
3 Maggie Pina	11:58	1-4	1-3	0-0	1 0 1	1 1	3	0	2	0	0 0	6
13 Mercy Ademusayo	07:46	0-2	0-0	0-0	1 1 2	2 0	0	0	1	0	0 0	-1
22 Alana Goodchild	04:22	2-4	2-3	0-0	0 0 0	0 0	6	0	0	0	0 0	4
31 Crystal Wang	03:55	0-0	0-0	0-0	2 2 2	0 0	0	1	0	0	0 0	5
0 Rachel Mutombo	01:15	0-0	0-0	0-0	0 1 1	0 0	0	0	0	0	0 0	6
Team					2 2 4		0	0	2			
Totals		23-64	5-18	7-7	14 21 35	22 10	58	15	19	4	4 3	-13

Technical Fouls:NONE

Shooting By Period		
1 st FG%	5-16	31.3%
3PT%	0-4	0.0%
FT%	4-4	100%
2 nd FG%	7-16	43.8%
3PT%	2-4	50.0%
FT%	3-3	100%
3 rd FG%	3-16	18.8%
3PT%	0-6	0.0%
FT%	0-0	0.0%
4 th FG%	8-16	50.0%
3PT%	3-4	75.0%
FT%	0-0	0.0%
GM FG%	23-64	35.9%
3PT%	5-18	27.8%
FT%	7-7	100.0%

Dead Ball Rebounds: 2, 2

Maryland - 71

Record: 7-3 (1-0)

NO. Name	Min	FG M-A	3P M-A	FT M-A	Rebounds OR DR TOT	Fouls PF FD	TP	AS	TO	ST	Blocks BS BA	+/-
5 Brinae Alexander	F 16:56	3-8	1-5	0-0	0 1 1	2 0	7	0	0	0	0 1	20
14 Allie Kubek	F 30:39	7-13	1-1	2-4	3 1 4	1 4	17	0	0	0	0 0	7
0 Shyanne Sellers	G 38:10	6-16	1-3	0-0	3 5 8	1 3	13	10	3	5	2 2	18
11 Jakia Brown-Turner	G 29:31	4-12	0-1	5-6	5 2 7	1 5	13	1	2	1	1 1	16
24 Bri McDaniel	G 15:32	4-8	0-1	0-0	1 4 5	2 2	8	1	1	1	0 0	10
13 Faith Masonius	27:25	0-4	0-0	9-10	3 3 6	2 6	9	2	4	2	0 0	-19
34 Emily Fisher	26:46	1-1	0-0	0-2	1 6 7	1 1	2	3	0	1	0 0	-6
2 Riley Nelson	09:49	1-1	0-0	0-1	0 0 0	0 1	2	1	0	0	0 0	-9
20 Hawa Doumbouya	03:09	0-3	0-0	0-0	0 1 1	0 0	0	0	1	0	0 0	-4
33 Summer Bostock	02:03	0-0	0-0	0-0	0 0 0	0 0	0	0	0	0	0 0	-6
Team					3 2 5		0	0	0			
Totals		26-66	3-11	16-23	19 25 44	10 22	71	18	11	10	3 4	13

Technical Fouls:NONE

Shooting By Period		
1 st FG%	9-18	50.0%
3PT%	0-1	0.0%
FT%	4-4	100%
2 nd FG%	4-12	33.3%
3PT%	1-2	50.0%
FT%	5-6	83.3%
3 rd FG%	7-17	41.2%
3PT%	1-5	20.0%
FT%	5-6	83.3%
4 th FG%	6-19	31.6%
3PT%	1-3	33.3%
FT%	2-3	66.7%
GM FG%	26-66	39.4%
3PT%	3-11	27.3%
FT%	16-23	69.6%

Dead Ball Rebounds: 5, 0

	NUW	UMD
Biggest lead	2 (1 st 9:06)	21 (4 th 8:02)
Best Scoring Run	7 (2 nd 3:26)	11 (3 rd 6:50)
Lead Changes	3	
Times Tied	7	
Time with Lead	00:40	35:38

Points from Turnovers	NUW	UMD
Paint	24	42
Second Chance	13	18
Fast Breaks	7	14
Bench	25	13

Period by Period Scoring	1st	2nd	3rd	4th	TOT
NUW	14	19	6	19	58
UMD	22	14	20	15	71

GAME 11: MARYLAND 99, TOWSON 51



Official Basketball Box Score - Final
Towson at Maryland
12/12/23 XFINITY Center, College Park
2023-24 Women's Basketball

Game Time: 11:00 AM
Game Duration: 1:45
Attendance: 14,994

Towson - 51

Record: 7-2

NO. Name	Min	FG M-A	3P M-A	FT M-A	Rebounds OR DR TOT	Fouls PF FD	TP	AS	TO	ST	Blocks BS BA	+/-
34 Quinzia Fulmore	F 21:04	4-7	0-0	1-1	0 0 0	0 0	3	1	9	0	2 0	0 -26
11 Alina Sendar	G 04:41	0-1	0-1	0-0	0 0 0	0 0	0	0	1	0	0 0	-8
18 Alexia Nelson	G 25:23	2-6	1-2	0-0	1 3 4	3 0	5	2	2	1	0 2	-26
15 Kylie Kornegay-Lucas	G 32:26	1-11	0-2	3-4	0 10 10	3 4	5	3	2	1	1 0	-25
24 Patricia Anumgba	G 28:41	5-13	2-6	3-3	0 1 1	2 2	15	0	1	1	0 0	-28
2 India Johnston	17:19	0-3	0-2	0-0	0 0 0	1 1	3	0	0	0	0 0	-30
1 Gabby Scott	09:40	0-2	0-2	0-0	0 0 0	2 0	0	0	1	0	0 0	-14
14 Aminata Diakite	13:21	0-4	0-2	0-0	0 0 0	0 1	0	0	1	0	0 0	-29
22 Anaijah Jenkins	15:24	1-2	0-1	2-2	1 1 2	4 2	4	1	1	1	0 0	-21
1 Semaya Turner	06:48	0-2	0-1	0-0	1 1 2	1 1	0	0	1	0	0 0	-9
20 Mariah Wilson	10:57	2-6	2-5	0-0	0 0 0	1 0	6	1	1	0	0 0	-7
3 Anasia Staton	11:06	2-7	0-1	0-0	3 1 4	0 0	4	1	1	0	0 1	-6
10 Caydence Hadley	03:10	0-2	0-0	0-0	0 0 0	0 0	0	0	0	0	0 1	-11
Team					1 2 3		0	1				
Totals		17-66	5-25	12-13	7 19 26	20 12	51	8	14	4	0 6	-48

Technical Fouls:NONE

Shooting By Period		
FG%	3-13	23.1%
3PT%	1-6	16.7%
FT%	1-2	50%
FG%	2-13	15.4%
3PT%	0-4	0.0%
FT%	3-3	100%
FG%	8-20	40.0%
3PT%	1-6	16.7%
FT%	8-8	100%
FG%	4-20	20.0%
3PT%	3-9	33.3%
FT%	0-0	0%
FG%	17-66	25.8%
3PT%	5-25	20.0%
FT%	12-13	92.3%

2023-24 STATISTICS

GAME 13: NEBRASKA 87, MARYLAND 81



Official Basketball Box Score - Final
Maryland at Nebraska
 12/31/23 Pinnacle Bank Arena, Lincoln
 2023-24 Women's Basketball

Game Time: 1:31 PM
 Game Duration: 1:57
 Attendance: 8,795

Officials: Michael McConnell, Julie Kronmeyer, Natasha Canny

Maryland - 81

Record: 9-4 (1-1)

NO. Name	Min	FG M-A	3P M-A	FT M-A	Rebounds OR DR TOT	Fouls PF FD	TP	AS	TO	ST	Blocks BS BA	+/-
5 Brinae Alexander	F 31:17	2-5	2-5	0-0	0 2 2	0 0	6	1	1	0	1 0	2
14 Allie Kubek	F 25:43	4-8	1-3	1-2	3 2 5	3 1	10	1	1	0	1 0	-4
0 Shyanne Sellers	G 21:54	1-7	0-2	2-2	1 3 4	5 6	4	3	7	0	3 1	-10
11 Jakia Brown-Turner	G 22:14	4-6	0-3	1-3	1 3 4	5 3	9	2	1	0	0 0	4
24 Bri McDaniel	G 28:41	3-9	0-1	2-4	1 2 3	5 3	8	5	2	3	0 1	2
3 Lavender Briggs	G 32:10	11-17	3-6	0-0	1 3 4	2 1	25	2	0	1	0 0	-4
13 Faith Masonius	21:08	4-4	0-0	0-0	1 1 2	2 0	8	4	2	0	1 0	-6
34 Emily Fisher	07:02	0-2	0-1	0-0	0 0 0	1 0	0	0	0	1	0 1	-10
2 Riley Nelson	09:51	3-4	1-2	4-5	0 1 1	3 3	11	0	0	1	0 0	-4
Team					0 5 5		0					
Totals		32-64	7-23	10-16	8 22 30	26 17	81	18	14	6	6 3	-6

Technical Fouls: NONE

Dead Ball Rebounds: 2, 0

Nebraska - 87

Record: 10-3 (2-0)

NO. Name	Min	FG M-A	3P M-A	FT M-A	Rebounds OR DR TOT	Fouls PF FD	TP	AS	TO	ST	Blocks BS BA	+/-
22 Natalie Potts	F 31:45	5-13	0-3	7-7	7 6 13	2 4	17	0	2	1	1 8	
40 Alexis Markowski	C 32:46	8-17	0-1	4-5	3 7 10	1 3	20	1	1	0	0 3	7
0 Darian White	G 24:08	1-5	0-0	6-8	1 1 2	2 5 8	2	1	1	0	1 10	
1 Jaz Shelley	G 31:02	3-9	3-9	4-4	0 3 3	4 4	13	11	2	0	0 0	6
42 Maddie Krull	G 27:47	2-5	1-4	0-0	0 4 4	2 4	5	4	3	2	1 0	0
4 Callin Hake	22:59	5-9	4-7	2-2	2 3 5	3 3	16	1	3	1	0 0	-2
2 Logan Nissley	11:37	2-6	2-5	0-0	1 0 1	2 0	6	0	2	1	0 0	3
12 Jessica Petrie	01:57	0-0	0-0	0-0	0 2 2	0 1	0	0	0	0	0 0	3
32 Kendall Cole	08:15	0-3	0-3	0-0	1 0 1	0 1	0	2	1	0	0 0	-2
15 Kendall Moriarty	02:27	0-1	0-0	0-0	0 0 0	0 0	1	0	0	0	1 1	
21 Annika Stewart	05:17	1-1	0-0	0-0	0 1 1	1 1	2	0	1	0	1 0	-4
Team					5 1 6		0					
Totals		27-69	10-32	23-26	20 28 48	17 26	87	22	16	7	3 6	6

Technical Fouls: NONE

Dead Ball Rebounds: 3, 0

	MDU	NEB
Biggest lead	2 (1 st 9:09)	10 (4 th 8:34)
Best Scoring Run	7 (2 nd 1:02)	7 (2 nd 5:01)
Lead Changes	11	
Times Tied	7	
Time with Lead	04:47	29:47

Points from Turnovers	MDU	NEB
Paint	38	32
Second Chance	14	19
Fast Breaks	4	18
Bench	44	24

Period by Period Scoring	MDU	NEB
1st	20	18
2nd	16	27
3rd	17	21
4th	27	81

GAME 14: MARYLAND 72, MINNESOTA 64



Official Basketball Box Score - Final
Maryland at Minnesota
 01/03/24 Williams Arena, Minneapolis
 2023-24 Women's Basketball

Game Time: 7:00 PM
 Game Duration: 1:39
 Attendance: 2,362

Officials: Kevin Pethel, Angelica Saffren, Jamie Broderick

Maryland - 72

Record: 10-4 (2-1)

NO. Name	Min	FG M-A	3P M-A	FT M-A	Rebounds OR DR TOT	Fouls PF FD	TP	AS	TO	ST	Blocks BS BA	+/-
5 Brinae Alexander	F 14:20	3-6	2-4	0-0	0 0 0	0 1	8	0	1	1	0 0	-6
14 Allie Kubek	F 25:40	6-11	3-5	0-0	1 0 1	3 1	15	0	3	1	0 1	2
0 Shyanne Sellers	G 37:13	5-8	1-3	4-6	0 3 3	2 7	15	6	1	0	1 0	3
11 Jakia Brown-Turner	G 19:18	3-9	0-1	0-0	0 3 3	0 0	6	1	0	1	0 0	0
24 Bri McDaniel	G 27:45	2-5	1-2	4-4	1 6 7	1 4	9	6	2	1	1 1	4
3 Lavender Briggs	G 35:46	6-14	1-3	0-0	2 3 5	3 0	13	2	1	0	1 1	9
2 Riley Nelson	07:53	0-2	0-0	0-0	0 0 0	0 0	0	0	1	0	0 0	8
13 Faith Masonius	28:31	3-6	0-0	0-0	1 2 3	2 0	6	4	0	0	0 0	-22
34 Emily Fisher	03:34	0-1	0-0	0-0	0 0 0	0 0	0	0	0	0	0 0	0
Team					1 7 8		0					
Totals		28-62	8-18	8-10	6 24 30	11 13	72	22	11	9	1 3	8

Technical Fouls: NONE

Dead Ball Rebounds: 2, 0

Minnesota - 64

Record: 11-3 (1-2)

NO. Name	Min	FG M-A	3P M-A	FT M-A	Rebounds OR DR TOT	Fouls PF FD	TP	AS	TO	ST	Blocks BS BA	+/-
24 Mallory Heyer	F 35:54	3-9	1-5	0-0	4 6 10	1 0	7	2	0	1	0 0	-10
25 Grace Grocholski	F 35:42	5-12	1-7	1-1	1 4 5	1 1	12	3	1	3	0 0	-2
52 Sophie Hart	C 27:41	6-11	0-1	1-2	5 4 9	3 1	13	3	1	1	1 0	9
3 Amaya Battle	G 39:22	3-16	0-3	2-2	1 4 5	5 3	8	5	8	1	0 1	-7
10 Mara Braun	G 40:00	6-16	5-12	3-4	0 6 6	0 4	20	3	4	1	2 0	-8
1 Aiyanna Johnson	05:12	1-1	0-0	0-0	0 0 0	0 0	2	0	0	0	0 0	-5
5 Maggie Czinano	05:31	0-0	0-0	0-0	0 1 1	1 0	0	0	0	0	0 0	0
30 Janay Sanders	03:31	0-0	0-0	2-2	0 0 0	1 1	2	0	1	0	0 0	-5
41 Niamya Holloway	07:07	0-0	0-0	0-0	2 1 3	1 1	0	0	2	1	0 0	-12
Team					5 2 7		0					
Totals		24-65	7-28	9-11	18 28 46	13 11	64	16	20	8	3 1	-8

Technical Fouls: NONE

Dead Ball Rebounds: 1, 0

	Mary	Minn
Biggest lead	12 (4 th 5:25)	5 (1 st 6:37)
Best Scoring Run	7 (2 nd 8:37)	6 (1 st 6:37)
Lead Changes	7	
Times Tied	6	
Time with Lead	26:37	10:28

Points from Turnovers	Mary	Minn
Paint	34	22
Second Chance	6	10
Fast Breaks	14	8
Bench	19	4

Period by Period Scoring	Mary	Minn
1st	18	25
2nd	15	15
3rd	14	14
4th	17	64

GAME 15: MICHIGAN STATE 74, MARYLAND 69



Official Basketball Box Score - Final
Maryland at Michigan St.
 01/09/24 Breslin Events Center, East Lansing
 2023-24 MSU Women's Basketball

Game Time: 6:00 PM
 Game Duration: 1:58
 Attendance: 2,886

Officials: Julie Kronmeyer, Maggie Tietan, Mark Resch

Maryland - 69

Record: 10-5 (2-2)

NO. Name	Min	FG M-A	3P M-A	FT M-A	Rebounds OR DR TOT	Fouls PF FD	TP	AS	TO	ST	Blocks BS BA	+/-
5 Brinae Alexander	F 33:37	3-8	3-7	0-0	0 2 2	2 2	9	0	1	1	0 0	-6
14 Allie Kubek	F 11:19	0-1	0-0	0-0	0 1 1	1 0	0	0	1	0	0 0	-13
0 Shyanne Sellers	G 39:31	7-16	0-3	9-9	1 8 9	3 8	23	3	2	1	0 0	-5
11 Jakia Brown-Turner	G 25:24	1-5	0-0	2-2	1 1 2	4 2	4	1	2	0	2 0	2
24 Bri McDaniel	G 29:46	6-14	0-1	8-8	1 7 8	5 7	20	2	1	3	0 2	3
3 Lavender Briggs	12:11	0-1	0-1	0-0	0 2 2	2 0	0	0	1	0	0 0	-6
13 Faith Masonius	29:16	4-8	0-0	0-0	0 6 6	3 0	8	2	4	1	0 1	4
34 Emily Fisher	01:23	0-0	0-0	0-0	0 0 0	1 0	0	0	1	0	0 0	-5
2 Riley Nelson	17:33	1-2	0-1	3-4	0 0 0	2 2	5	0	0	0	0 0	1
Team					1 1 2		0					
Totals		22-55	3-13	22-23	4 28 32	23 21	69	8	15	7	3 3	-5

Technical Fouls: NONE

Dead Ball Rebounds: 1, 0

Michigan St. - 74

Record: 12-3 (2-2)

NO. Name	Min	FG M-A	3P M-A	FT M-A	Rebounds OR DR TOT	Fouls PF FD	TP	AS	TO	ST	Blocks BS BA	+/-
11 Jocelyn Tate	F 30:20	1-5	0-2	1-2	1 5 6	1 4	3	1	1	0	0 0	-5
0 DeeDee Hagemann	G 35:54	3-11	0-4	6-8	0 1 1	4 7	12	7	1	0	1 0	9
2 Abbey Kimball	G 19:12	0-2	0-2	0-0	0 0 0	1 0	0	0	2	0	0 0	-2
22 Moira Joiner	G 36:25	6-13	4-7	4-4	0 4 4	4 4	20	4	1	0	1 0	9
40 Julia Ayrault	G 32:03	8-13	1-3	3-4	0 10 10	3 4	20	3	2	1	2 2	2
1 Tery Ozzment	19:54	1-3	0-2	3-4	0 5 5	4 2	5	1	2	0	0 0	8
4 Theryn Hallock	23:04	5-9	2-5	2-2	1 1 2	4 1	14	1	2	0	0 0	4
24 Lauren Ross	03:09	0-1	0-1	0-0	0 0 0	1 0	0	0	0	0	0 0	0
Team					2 2 4		0					
Totals		24-57	7-26	19-24	4 28 32	21 23	74	17	11	1	3 3	5

Technical Fouls: NONE

Dead Ball Rebounds: 6, 1

	UMD	MSU
Biggest lead	7 (2 nd 9:19)	7 (3 rd 0:56)
Best Scoring Run	12 (2 nd 9:19)	9 (1 st 2:46)
Lead Changes	6	
Times Tied	5	
Time with Lead	17:11	19:03

Points from Turnovers	UMD	MSU
Paint	28	32
Second Chance	6	6
Fast Breaks	12	21
Bench	13	19

Period by Period Scoring	UMD	MSU
1st	17	12
2nd	14	26
3rd	16	69
4th	24	74

GAME 16: MARYLAND 88, PURDUE 66



Official Basketball Box Score - Final
Purdue at Maryland
 01/06/24 XPINITY Center, College Park
 2023-24 Women's Basketball

Game Time: 4:30 PM
 Game Duration: 1:40
 Attendance: 7,231

Officials: Angie Erlund, Doug Knight, Kenya Kirkland

Purdue - 66

Record: 9-6 (2-2)

NO.	Name	Min	FG M-A	3P M-A	FT M-A	Rebounds OR DR TOT	Fouls PF FD	TP	AS	TO	ST	Blocks BS BA	+/-		
20	Mary Ashley Stevenson	F 30:39	3-9	0-0	2-2	1 2 3	2 3	8	1	4	0	0	-12		
34	Caitlyn Harper	F 31:00	7-10	0-1	0-0	1 2 3	0 3	14	1	2	1	0	-16		
10	Jeanae Terry	G 31:19	3-6	0-1	1 2 3	5 1	7	6	6	2	0	0	-15		
23	Abby Ellis	G 28:27	4-10	1-3	1-2	0 2 2	1 5	10	4	2	1	0	-9		
33	Madison Layden	G 29:28	5-12	3-5	0 0	3 3	3 0	13	2	1	2	1	-18		
2	Rashunda Jones	08:44	0-7	0-0	3 0	2 2 4	3 0	0	0	0	0	1	-7		
3	Jayla Smith	08:25	0-0	1-2	1 0	1 0	1 1	1	1	1	0	0	-9		
31	Sophie Swanson	11:56	3-6	2-4	0 0	0 0	2 0	8	1	1	1	0	-12		
15	Mila Reynolds	02:03	0-0	0-0	0 0	0 0	0 0	0	1	0	0	0	-1		
11	McKenna Layden	10:14	1-3	1-3	0 0	0 0	0 1	3	2	0	1	0	-8		
32	Alaina Harper	04:48	0-0	0-0	0 1	1 2	1 0	0	0	0	0	0	-1		
21	Emilly Monson	02:57	1-1	0-0	0 0	1 1	2 0	0	2	0	0	0	-2		
Team						1 3 4			0	1					
Totals			27:64	7-19	5-7	9	18 28	13 14	66	18	19	8	2	1	-22

GAME 17: OHIO STATE 84, MARYLAND 76



Official Basketball Box Score - Final
Ohio St. at Maryland
 01/17/24 XFINITY Center, College Park
 2023-24 Women's Basketball

Game Time: 7:00 PM
 Game Duration: 2:00
 Attendance: 5,112

Officials: Kevin Pothel, Tim Daley, Angelica Suttren

Ohio St. - 84

Record: 14-3 (5-1)

NO.	Name	Min	FG		3P		FT		Rebounds			Fouls		TP	AS	TO	ST	Blocks		+/-
			M-A	M-A	M-A	M-A	OR	DR	TOT	PF	FD							BS	BA	
23	Rebeka Mikulasikova	F 26:31	7-13	3-6	3-4	0	3	3	1	3	20	3	2	0	1	0	0	1	0	-2
32	Cotie McMahon	F 34:09	5-12	0-2	4-7	6	3	9	3	5	14	3	4	1	1	0	0	3	0	3
2	Taylor Thierry	G 31:00	6-7	0-1	5-6	6	3	9	2	6	17	2	1	0	1	0	0	5	0	5
4	Jacy Sheldon	G 37:31	3-10	0-6	4-4	1	0	1	3	2	10	5	4	1	0	0	0	6	0	6
12	Celeste Taylor	G 29:36	4-11	1-5	2-4	1	7	8	4	3	11	2	3	2	1	0	0	2	0	2
0	Madison Greene	08:36	1-2	0-1	0-0	0	1	1	2	0	2	1	1	0	0	0	0	6	0	6
1	Rikki Harris	13:35	0-5	0-4	2-4	0	3	3	1	3	2	1	1	1	0	0	0	8	0	8
22	Eboni Walker	05:14	1-1	0-0	0-0	0	0	0	0	0	2	0	0	0	0	0	0	3	0	3
5	Emma Shumate	04:17	1-2	0-1	0-0	1	0	1	1	0	2	0	0	0	1	0	0	2	0	2
14	Taiyler Parks	07:31	2-2	0-0	0-1	1	2	3	1	1	4	0	0	0	0	0	0	7	0	7
Team																				
Totals			30-65	4-26	20-30	19	23	42	18	23	84	17	16	5	5	0	8			

Technical Fouls::NONE

Shooting By Period		
1 st	FG%	6-16 37.5%
	3PT%	2-10 20.0%
	FT%	2-2 100%
2 nd	FG%	7-16 43.8%
	3PT%	0-6 0.0%
	FT%	7-8 87.5%
3 rd	FG%	7-14 50.0%
	3PT%	2-6 33.3%
	FT%	3-6 50%
4 th	FG%	10-19 52.6%
	3PT%	0-4 0.0%
	FT%	8-14 57.1%
GM	FG%	30-65 46.2%
	3PT%	4-26 15.4%
	FT%	20-30 66.7%

Maryland - 76

Record: 11-6 (3-3)

NO.	Name	Min	FG		3P		FT		Rebounds			Fouls		TP	AS	TO	ST	Blocks		+/-
			M-A	M-A	M-A	M-A	OR	DR	TOT	PF	FD							BS	BA	
5	Brinae Alexander	F 30:26	3-9	2-6	0-0	0	0	0	3	2	8	0	1	1	0	2	-5			-5
14	Allie Kubek	F 05:30	0-0	0-0	0-0	0	1	1	3	0	0	0	0	0	0	0	2			2
0	Shyanne Sellers	G 27:03	1-8	0-2	10-10	5	4	9	4	9	12	7	4	0	0	0	1	-14		-14
11	Jakia Brown-Turner	G 35:01	8-18	0-2	0-0	3	5	8	5	0	16	0	3	2	0	1	2			2
24	Bri McDaniel	G 37:10	7-14	0-1	2-3	3	1	4	2	2	16	6	0	3	0	1	-10			-10
3	Lavender Briggs	35:00	6-12	2-4	2-2	1	5	6	1	3	16	0	1	2	0	0	-6			-6
13	Faith Masonius	19:30	3-6	0-0	0-0	2	5	7	2	0	6	2	5	0	0	0	-6			-6
34	Emily Fisher	10:20	0-0	0-0	2-4	1	1	2	3	2	2	0	0	1	0	0	-3			-3
Team																				
Totals			28-67	4-15	16-19	17	22	39	23	18	76	15	15	9	0	5	-8			-8

Technical Fouls::NONE

Shooting By Period				
1 st	FG%	7-15	46.7%	
	3PT%	0-1	0.0%	
	FT%	3-5	60%	
2 nd	FG%	9-17	52.9%	
	3PT%	2-5	40.0%	
	FT%	2-2	100%	
3 rd	FG%	5-18	27.8%	
	3PT%	1-4	25.0%	
	FT%	5-6	83.3%	
4 th	FG%	7-17	41.2%	
	3PT%	1-5	20.0%	
	FT%	6-6	100%	
GM	FG%	28-67	41.8%	
	3PT%	4-15	26.7%	
	FT%	16-19	84.2%	

	OSU	UMD	Points from	OSU	UMD	Period by Period Scoring					
Biggest lead	10 (4 th 1:55)	5 (1 st 3:41)	Turnovers	18	13		1st	2nd	3rd	4th	TOT
Best Scoring Run	6 (3 rd 1:26)	7 (1 st 5:38)	Paint	52	36	OSU	16	21	19	28	84
Lead Changes			Second Chance	15	9		UMD	17	22	16	21
Times Tied	7		Fast Breaks	8	17						
Time with Lead	13:41	20:58	Bench	12	24						

0



SHYANNE SELLERS

G • 6-2 • Jr. • Aurora, OH / Aurora

	GP-GS	PPG	RPG	APG	FG%	3FG%	FT%
2023-24	17-17	16.4	6.1	5.4	42.6	31.1	87.7
Career	84-57	12.0	4.7	3.7	45.0	32.6	81.9
Career Highs	Pts: 29	3FG: 5	Reb: 13	Ast: 11	Stl: 5	Blk: 2	Min: 40

- All Big Ten First Team (media), Second Team (coaches), All-Defensive Team honoree
- 2023 Preseason All-Big Ten Honoree
- 2022 Big Ten Sixth Player of the Year; All-Freshman Team honoree
- Named to Nancy Lieberman Award watch list for nation's top point guard
- Named to Wooden Award Preseason Top 50 Watch List

2



RILEY NELSON

G • 6-1 • Fr. • Clarksburg, MD / The Bullis School

	GP-GS	PPG	RPG	APG	FG%	3FG%	FT%
2023-24	16-0	5.1	1.3	0.8	44.3	18.8	76.2
Career	16-0	5.1	1.3	0.8	44.3	18.8	76.2
Career Highs	Pts: 15	3FG: 1	Reb: 5	Ast: 3	Stl: 1	Blk: 1	Min: 34

- Suffered an ACL tear during Jan. 14 game vs. Purdue
- A five-star recruit, the No. 17-ranked incoming freshman overall by Blue Star Basketball and No. 18 by ESPN
- 2023 McDonald's All-American, Jordan Brand All-American
- Named the Maryland Gatorade Player of the Year in 2022 and 2023
- Averaged 16.6 points and 10.9 rebounds per game as a senior,

3



LAVENDER BRIGGS

G • 6-1 • Gr. • Provo, UT / Provo (Florida)

	GP-GS	PPG	RPG	APG	FG%	3FG%	FT%
2023-24	12-7	8.9	5.0	1.3	41.5	35.7	81.8
Career	108-74	12.2	5.4	1.9	39.7	34.0	69.2
Career Highs	Pts: 41	3FG: 6	Reb: 13	Ast: 8	Stl: 3	Blk: 3	Min: 44

- Reached 1,000 career points with 8 in win at No. 7 Notre Dame, her 70th career game
- Transferred to Maryland in January 2022
- As a sophomore in 2020-21 at Florida, led team in scoring with 19.4 points per game
- All-SEC Second Team honoree in 2021
- Voted team captain by teammates

5



BRINAE ALEXANDER

G/F • 6-0 • Gr. • Murfreesboro, TN / Riverdale (Vanderbilt)

	GP-GS	PPG	RPG	APG	FG%	3FG%	FT%
2023-24	17-17	9.3	3.1	0.9	41.4	41.6	75.0
Career	117-72	11.2	3.5	1.3	41.3	38.2	75.6
Career Highs	Pts: 29	3FG: 7	Reb: 11	Ast: 6	Stl: 6	Blk: 2	Min: 43

- Big Ten Player of the Week Honor Roll (Feb. 27, 2023)
- Reached 1,000 career points with 20 in win over Rutgers (1/15/23), her 83rd career game
- Has scored in double figures in 19 games at Maryland
- Voted team captain by teammates

11



JAKIA BROWN-TURNER

G • 6-0 • Gr. • Oxon Hill, MD / Bishop McNamara (NC State)

	GP-GS	PPG	RPG	APG	FG%	3FG%	FT%
2023-24	16-16	10.6	5.1	1.4	40.4	15.6	77.3
Career	140-139	10.3	4.3	1.9	41.7	33.2	72.6
Career Highs	Pts: 25	3FG: 4	Reb: 13	Ast: 8	Stl: 4	Blk: 3	Min: 47

- Naismith Preseason Watch List (2022)
- Associated Press All-American (Honorable Mention, 2021)
- Consensus First Team All-ACC honoree (2021)
- Scored in double figures in 10 games this year and in 77 career games
- Voted team captain by teammates

13



FAITH MASONIUS

G/F • 6-1 • Gr. • Belmar, NJ / Manasquan

	GP-GS	PPG	RPG	APG	FG%	3FG%	FT%
2023-24	17-5	6.8	3.8	2.8	49.0	40.0	81.0
Career	122-41	6.0	4.3	1.9	49.6	27.4	78.1
Career Highs	Pts: 16	3FG: 2	Reb: 12	Ast: 8	Stl: 5	Blk: 3	Min: 39

- Big Ten Sportsmanship Award recipient
- Named to Fort Myers Tip-Off All-Tournament Team after averaging 10.3 pts, 6.7 rebs and 62% from the field in three games
- Academic All-Big Ten honoree in 2021
- Voted team captain by teammates

14



ALLIE KUBEK

F • 6-2 • R-Jr. • Elkton, MD / Sanford School (Towson)

	GP-GS	PPG	RPG	APG	FG%	3FG%	FT%
2023-24	17-13	8.6	4.1	0.3	54.2	45.0	64.7
Career	71-66	11.4	6.0	0.8	49.8	34.2	62.2
Career Highs	Pts: 28	3FG: 4	Reb: 16	Ast: 4	Stl: 3	Blk: 4	Min: 43

- Named to the All-CAA Third Team in 2022
- Ranked second on the Towson team with both 14.6 points and 6.2 rebounds per game
- Finished the season with 24 games in double figures and five contests with 20+ points
- Tore left ACL on Sept. 17

15



ZEN NUAKO

G • 5-6 • Fr. • Bowie, MD / Plano Senior (TX)

	GP-GS	PPG	RPG	APG	FG%	3FG%	FT%
2023-24	4-0	0.0	0.8	0.0	.000	.000	.000
Career	4-0	0.0	0.8	0.0	.000	.000	.000
Career Highs	Pts: 3	3FG: 0	Reb: 2	Ast: 0	Stl: 0	Blk: 0	Min: 2

- Walk-on that joined the team in September
- Named 2nd Team All-District, Academic All-District, and Athletic Achievement honoree

20



HAWA DOUMBOUYA

C • 6-5 • Fr. • Bronx, NY / Our Lady of Mount Carmel (MD)

	GP-GS	PPG	RPG	APG	FG%	3FG%	FT%
2023-24	8-0	2.9	2.1	0.8	52.9	.000	50.0
Career	8-0	2.9	2.1	0.8	52.9	.000	50.0
Career Highs	Pts: 8	3FG: 0	Reb: 5	Ast: 3	Stl: 1	Blk: 2	Min: 9

- Played at Our Lady of Mount Carmel (Md.), where she averaged 9 points, 7 rebounds, 2 assists and 3 blocks as a junior
- Helped her team win the IAAM B conference Championship in 2022
- Played AAU with Team Thrill and Team Takeover

21



EMMA CHARDON

F • 6-2 • R-So. • Geneva, Switzerland / Cec André Chavanne

	GP/GS	PPG	RPG	APG	FG%	3FG%	FT%
2023-24	8-0	1.5	0.5	0.7	83.3	.000	100
Career	26-0	1.1	0.6	0.4	57.9	.000	66.7
Career Highs	Pts: 10	3FG: 0	Reb: 3	Ast: 1	Stl: 1	Blk: 1	Min: 15

- Suffered torn ACL in game vs. Niagara (11/29/23)
- On Swiss National Team since she was 15
- Played with Swiss National Team in FIBA U20 European Championship (Division B) in summer of 2022, where she averaged 25.6 minutes, 14.4 points, 55.3% from the floor

24



BRI MCDANIEL

G • 5-10 • So. • Chicago, IL / Kenwood Academy

	GP/GS	PPG	RPG	APG	FG%	3FG%	FT%
2023-24	17-10	12.6	4.4	3.1	46.2	39.3	84.5
Career	51-10	6.2	2.5	1.3	45.0	44.2	77.9
Career Highs	Pts: 25	3FG: 4	Reb: 9	Ast: 7	Stl: 5	Blk: 1	Min: 31

- Big Ten Player of the Week Honor Roll (1/15/24)
- Scored in double figures 9 times this season so far
- Named USBWA Freshman of the Week (2/14/23)
- Four star recruit that was ranked No. 42 in ESPN's class of 2022

30



MARY SAREEN

G • 5-8 • Fr. • Wayne, PA / Radnor

	GP/GS	PPG	RPG	APG	FG%	3FG%	FT%
2023-24	4-0	0.5	0.0	0.3	25.0	.000	.000
Career	4-0	0.5	0.0	0.3	25.0	.000	.000
Career Highs	Pts: 2	3FG: 0	Reb: 0	Ast: 1	Stl: 0	Blk: 0	Min: 2

- Walk-on that joined the team in September
- Named MVP of Radnor's Varsity team twice and MVP of JV once as well
- Suffered a knee injury her junior year during team's playoff run
- Played AAU for Kyniska- 2020-2021, Philly Roots 2021-2022

33



SUMMER BOSTOCK

G • 6-1 • Fr. • Toronto, Ontario / Kings Christian College

	GP/GS	PPG	RPG	APG	FG%	3FG%	FT%
2023-24	7-0	2.1	2.0	0.4	36.4	.000	87.5
Career	7-0	2.1	2.0	0.4	36.4	.000	87.5
Career Highs	Pts: 6	3FG: 0	Reb: 6	Ast: 2	Stl: 1	Blk: 0	Min: 13

- Came to College Park a semester early in January 2023
- Averaged 27.3 points, 11 rebounds, four steals and three assists as a junior in 2021-22

34



EMILY FISHER

G • 6-0 • Fr. • Libertyville, IL / Libertyville

	GP/GS	PPG	RPG	APG	FG%	3FG%	FT%
2023-24	17-0	2.5	3.1	0.7	38.7	.000	55.9
Career	17-0	2.5	3.1	0.7	38.7	.000	55.9
Career Highs	Pts: 9	3FG: 0	Reb: 8	Ast: 3	Stl: 2	Blk: 2	Min: 29

- Ranked the No. 80 overall recruit by ESPN
- Named Lake County All-Area captain
- Averaged 13.7 points, 6.8 rebounds and 4.6 assists in her senior year
- Conference Player of the Year as a junior