

# M 2022-23 MARYLAND WOMEN'S BASKETBALL

Game 26 | No. 8/8 Maryland vs. Illinois | Sun, Feb. 12, 2023 | XFINITY Center

## 2022-23 SCHEDULE

### NOVEMBER

Date	Day	Opponent	TV	Time/Result
7	Mon	at George Mason	ESPN+	W, 88-51
11	Fri	#1 SOUTH CAROLINA	ESPN2	L, 81-56
13	Sun	FORDHAM	B1G+	W, 83-76
16	Wed	DAVIDSON	B1G+	W, 70-52
20	Sun	at #17 Baylor	ESPN+	W, 73-68
25	Fri	vs. DePaul <sup>1</sup>	FS2	L, 76-67
26	Sat	vs. Towson <sup>1</sup>	FSWBucs.com	W, 81-70
27	Sun	vs. Pitt <sup>1</sup>	FSWBucs.com	W, 87-63

### DECEMBER

1	Thu	at #7 Notre Dame <sup>2</sup>	ESPN2	W, 74-72
4	Sun	NEBRASKA*	B1G+	L, 90-67
8	Thu	at Purdue*	BTN	W, 77-74
11	Sun	#6 UCONN	ABC	W, 85-78
21	Wed	at Purdue Fort Wayne	ESPN+	W, 88-51
30	Fri	MINNESOTA*	B1G+	W, 107-85

### JANUARY

2	Mon	at Rutgers*	BTN	W, 78-67
7	Sat	MICHIGAN STATE*	B1G+	W, 94-85
12	Thu	at #6 Indiana*	BTN	L, 68-61
15	Sun	RUTGERS*	B1G+	W, 80-56
19	Thu	at Wisconsin*	B1G+	W, 77-64
22	Sun	at Nebraska*	B1G+	W, 69-54
26	Thu	#13 MICHIGAN*	BTN	W, 72-64
30	Mon	PENN STATE*	BTN	W, 87-66

### FEBRUARY

2	Thu	at #6 Iowa*	ESPN	L, 96-82
9	Sun	#10 OHIO STATE*	ESPN2	W, 90-54
9	Thu	at Northwestern*	BTN	W, 79-54
12	Sun	ILLINOIS*	B1G+	1 PM
18	Sat	at Michigan State*	B1G+	3 PM
21	Tue	#5 IOWA*	BTN	8 PM
24	Fri	at #13 Ohio State*	BTN	6 PM

### MARCH

1-5	Big Ten Tournament (Minneapolis, Minn.)
17-20	NCAA First & Second Rounds (Campus Sites)
24-27	NCAA Regionals (Greenville, S.C./Seattle, Wash.)
31-2	Final Four (Dallas, Texas)

All Times EST; Home games at XFINITY Center in BOLD CAPS; 1 - Fort Myers Tip-Off (Ft. Myers, Fla.); 2 - ACC/Big Ten Challenge; \* Indicates Big Ten Conference Game

## MEDIA CONTACTS

**Primary Contact:** Rose DiPaula  
Director of Strategic Communications  
**Email / Phone:** rdipaola@umd.edu / (c) 443-417-5266

**Secondary Contact:** Lauren Mazich  
Strategic Communications Assistant  
**Email / Phone:** lmazich@umd.edu / (c) 908-872-7054

## THE MATCHUP



### NO. 8/8 MARYLAND TERRAPINS (20-5, 11-3 B1G)

Head Coach: Brenda Frese (Arizona '93)  
Years at Maryland: 21st / 24th Overall  
Career Record: 612-175 (.778)  
Record at UMD: 555-145 (.793)

Top Scorer: Miller / 465 points / 19.4 ppg  
Top Rebounder: Miller / 155 rebounds / 6.5 rpg  
Top Assists: Pinzan / 80 assists / 3.2 apg  
Top Steals: Miller / 50 steals / 2.1 spg

VS



### ILLINOIS FIGHTING ILLINI (19-6, 9-5 B1G)

Head Coach: Shauna Green (Canisius '02)  
Years at UI: 1st / 9th Overall  
Career Record: 175-81 (.684)  
Record at UI: 19-6 (.640)

Top Scorer: Cook / 413 points / 18.0 ppg  
Top Rebounder: Bostic / 252 rebounds / 10.1 rpg  
Top Assists: Cook / 94 assists / 4.1 apg  
Top Steals: McKenzie / 39 steals / 1.6 spg

## SERIES INFORMATION

Overall Record	Maryland leads, 12-0	Last Meeting	Maryland 103, Illinois 58 (2/17/21)
at XFINITY Center	5-0	Longest Maryland Win Streak	12
at Illinois	4-0	Longest Illinois Streak	-
Frese vs. Illinois	12-0	Largest Maryland Win	Maryland 103, Illinois 58 (2/17/21)
Current Streak	Maryland won 12	Largest UI Win	-

## THE OPENING TIP

### STORYLINES

- ▶ No. 8 Maryland will host Illinois in the Terrapins' annual Senior Day game Sunday at the XFINITY Center. The Terps will honor Faith Masonius, Abby Meyers, Diamond Miller and Elisa Pinzan prior to the game.
- ▶ Maryland won at Northwestern, 79-54, Thursday night in Evanston, Ill. Diamond Miller led the way with 18 points, 9 rebounds and 7 assists. Bri McDaniel scored a career-high 14 points in front of her hometown crowd. Abby Meyers added 12 points and Lavender Briggs chipped in 10.
- ▶ The Terrapins have the second-toughest schedule in the country this season, according to the Massey Ratings. The Terrapins are 5-3 vs. ranked teams this season with three wins over top 10 teams.

### THE SERIES

- ▶ Sunday's matchup is the 13th all-time between Maryland and Illinois. The Terrapins own the series at 12-0 and are 5-0 at the XFINITY Center.
- ▶ Last year's matchup was scheduled for Dec. 30, 2021, but was postponed and not made up. Most recently, the Terps won 103-58 in College Park on Feb. 17, 2021.

### MILESTONES, STREAKS, ETC.

- ▶ Maryland currently has five 1,000 point scorers (Miller - 1,500; Meyers - 1,299; Briggs - 1,126; Alexander - 1,049; Elisa Pinzan - 1,009).
- ▶ The Terrapins have been ranked in 244 straight Associated Press polls, dating back to the preseason poll of the 2010-11 season. That streak is behind just Connecticut (559 weeks).

### FRESE FILE

- ▶ Frese is in her 21st season at the helm of the Terrapins' program. She owns a career record of 612-175 (.778) and a record at Maryland of 555-145 (.793). She is the winningest coach in Maryland basketball history.

2022-23 MARYLAND WOMEN'S BASKETBALL

2006 NCAA Champions • 23 Conference Titles

1

## 2022-23 ROSTER

No.	Name	Pos.	Ht.	Wt.	Cl.	Hometown/High School (Prev.)	Instagram	Twitter
0	Shyanne Sellers	G	6-2	So.	Aurora, OH / Aurora		Shyanne.sellers	Shyannesellers3
1	Diamond Miller*	G	6-3	Sr.	Somerset, NJ / Franklin		diamondm1ller	
2	Ava Sciolla	G	6-0	Fr.	Fairless Hills, PA / Pennsbury		av.sciolla	asci2
3	Lavender Briggs	G	6-1	Sr.	Provo, UT / Provo (Florida)		lavbriggs	lavbriggs
5	Brinae Alexander*	G/F	6-0	Sr.	Murfreesboro, TN / Riverdale (Vanderbilt)		bruhh_nae	BruhNaeNae
10	Abby Meyers*	G	6-0	Sr.	Potomac, MD / Walt Whitman (Princeton)		abbymeyers10	
11	Gia Cooke	G	5-9	Fr.	Clinton, MD / Bishop McNamara		aye.thats.g	ayethatsgg
12	Elisa Pinzan	G	5-8	Gr.	Murano, Italy / Istituto Tecnico Algarotti Venezia (USF)		elisa_pinzan	PinzanElisa
13	Faith Masonius*	G/F	6-1	Sr.	Belmar, NJ / Manasquan		faithmasonius	FMasonius
14	Allie Kubek	F	6-2	Jr.	Elkton, MD / Sanford School (Towson)		alliekubek	alliekubek
15	Mila Reynolds	G/F	6-3	Fr.	South Bend, IN / South Bend Washington		Milereynolds15	15milareynolds
21	Emma Chardon	F	6-2	So.	Geneva, Switzerland / CEC André Chavanne		emmaachardon	
24	Brir McDaniel	G	5-10	Fr.	Chicago, IL / Kenwood Academy		bri.doll23x	bri_doll23
33	Summer Bostock^	G	6-1	R-Fr.	Toronto, Ontario / Kings Christian College		summerbostock	BostockSummer

\* voted team captain

^ - redshirt for 2022-23 season

**Head Coach:** Brenda Frese (21st year at Maryland / 24th overall)

**Associate Head Coach:** Karen Blair

**Assistant Coach:** Kaitlynn Fratz

**Assistant Coach:** Lindsey Spann

**Director of Basketball Operations:** Ryland Adkins

**Director of Scouting and Player Development:** Jessica Imhof

**Video Coordinator:** Eddie Praley

**Director of Recruiting Operations:** Sarah Myers

### PRONUNCIATIONS

Ava Sciolla	a-VAH see-OLL-ah
Brinae Alexander	brinn-AYE
Gia Cooke	JEE-ah Cook
Elisa Pinzan	uh-LEE-zah PIN-zahn
Faith Masonius	ma-SOWN-us
Allie Kubek	KOO-beck
Mila Reynolds	MEE-lah
Emma Chardon	shar-DOHN
Summer Bostock	BOSS-stock
Brenda Frese	FREEZE
Kaitlynn Fratz	FRAHT-z

### QUICK FACTS

<b>Location</b>	College Park, Md.
<b>Conference</b>	Big Ten
<b>Enrollment</b>	40,709
<b>Founded</b>	1856
<b>Colors</b>	Red, White, Black, Gold
<b>Nickname</b>	Terrapins, Terps
<b>Arena (Capacity)</b>	XFINITY Center (17,950)
<b>President</b>	Dr. Darryll J. Pines (California '86)
<b>Athletics Director</b>	Damon Evans (Georgia '92)
<b>2021-22 Overall Record</b>	23-9
<b>2021-22 Big Ten Record</b>	13-4 (T4th)
<b>2022 Big Ten Tournament Finish</b>	Quarterfinals
<b>Postseason Finish</b>	NCAA Sweet Sixteen

<b>First Year of Basketball:</b>	1971-72 (52nd season)
<b>Overall All-Time Record:</b>	1,098-448 (.710)
<b>NCAA Tournament Appearances/Last:</b>	29 / 2022
<b>National Championships:</b>	1 (2006)
<b>Final Fours:</b>	5 NCAA - 1982, 1989, 2006, 2014, 2015; 1 AIAW - 1978
<b>Elite Eights:</b>	10 NCAA - 1982, 1988, 1989, 1992, 2006, 2008, 2009, 2012, 2014, 2015; 4 AIAW - 1978, 1979, 1980, 1981
<b>Sweet Sixteens:</b>	15 NCAA - 1982, 1983, 1988, 1989, 1992, 2006, 2008, 2009, 2012, 2013, 2014, 2015, 2017, 2021, 2022; 4 AIAW - 1978, 1979, 1980, 1981
<b>Conference Tournament Championships:</b>	14 (1978, 1979, 1981, 1982, 1983, 1986, 1988, 1989, 2009, 2012, 2015, 2016, 2017, 2020, 2021)
<b>Conference Reg. Season Championships:</b>	9 (1979, 1989, 2009, 2015, 2016, 2017, 2019, 2020, 2021)
Played in the ACC from 1978-2014; Big Ten from 2015-pres.	

## SERIES HISTORY

## The Series

- Thursday's matchup is the 13th all-time between Maryland and Illinois.
- Maryland owns the series, 12-0.
- Last year's matchup was scheduled for Dec. 30, 2021 but was canceled. Most recently, Maryland won 103-58 in College Park on Feb. 17, 2021.
- Brenda Frese is 12-0 vs. the Illini in her career.

## Last 5 vs. Illinois

## Maryland leads, 12-0

2/17/21	H	W	103-58
1/23/20	A	W	79-60
3/2/19	H	W	71-62
2/4/19	A	W	80-66
12/28/17	H	W	100-65

## Series vs. Illinois

Overall:	Maryland leads, 12-0
Frese vs. ILL (at MD):	12-0 (10-0)
First Meeting:	MD 73, ILL 62 (11/26/82)
Last Meeting:	MD 103, ILL 58 (2/17/21)
Series Record in College Park:	5-0
XFINITY Center:	5-0
Series Record at ILL:	4-0
Series Record at State Farm Arena:	4-0
Series Record at Neutral Sites:	3-0
Current Series Streak:	Maryland 12-0
Longest Maryland wins streak:	12
Longest ILL win streak:	-
Most Maryland points:	103 (2/17/21)
Most ILL points:	66 (2/4/19)
Fewest Maryland points:	71 (3/2/19)
Fewest ILL points:	49 (1/26/17)
In overtime:	-

## Stats Comparison

Maryland		Illinois
78.9	Scoring Offense	77.1
68.6	Scoring Defense	64.1
+10.3	Scoring Margin	+13.0
.438	Field Goal %	.459
.411	FG% Defense	.395
.367	3-point FG %	.372
.332	3-point FG% Defense	.286
.782	Free Throw %	.768
37.8	Rebound Avg.	39.8
38.4	Rebounds Against Avg.	33.1
-0.6	Rebound Margin	+6.7
16.7	Assists/Game	14.2
13.5	Turnovers/Game	13.0
19.6	Turnovers Forced/Game	14.3
+6.1	Turnover Margin	+1.3
3.3	Blocked Shots/Game	3.4
10.5	Steals/Game	6.4

## 52 SEASONS

- ▶ Maryland women's basketball is entering its 52nd season and owns a record of 1,098-448 (.710). The Terrapins are No. 11 all-time in NCAA Division I history in winning percentage and No. 9 in all-time victories.

## PRESEASON ACCOLADES

- ▶ Senior Diamond Miller was named to the 10-player Preseason All-Big Ten Team for the second straight season to start the year. She is a two-time All-Big Ten honoree and was the 2021 Big Ten Co-MOP.
- ▶ Miller is one of 20 top players in the country on the Ann Meyers Drysdale Award Watch List, an honor by the Basketball Hall of Fame recognizing the top shooting guard in women's NCAA Division I basketball. Miller was named to the watch list last year as well.
- ▶ Miller was recently named to the Wooden, Naismith and Wade Watch Midseason lists for National Player of the Year.
- ▶ Sophomore Shyanne Sellers is one of 20 top players in the country on the Cheryl Miller Award Watch List, an honor by the Basketball Hall of Fame recognizing the top small forward in women's NCAA Division I basketball.

## STARTING POINT

- ▶ The Terrapins opened the season at No. 17 in the preseason Associated Press poll (Oct. 18). The Terrapins have the second-longest AP poll streak in the country currently at 244 polls, behind just Connecticut (559). They have been in every poll since the preseason poll of the 2010-2011 season.
- ▶ Maryland was picked to finish fourth in the Big Ten by both the league's head coaches and media panel. Both groups picked Iowa to win the conference. The coaches selected Ohio State to finish second, Indiana to finish third with Michigan rounding out the top five. The media panel picked Indiana to finish second, Ohio State third and Michigan fifth.

## NEW FACES

- ▶ Two-time National Coach of the Year Brenda Frese brings in nine new players this season, including AP Honorable Mention All-American honoree Abby Meyers (Princeton), All-SEC transfer Lavender Briggs (Florida), All-AAC transfer Elisa Pinzan (USF), SEC graduate transfer Brinae Alexander (Vanderbilt) and All-CAA transfer Allie Kubek (Towson).
- ▶ All five transfers averaged over 9.0 points per game last year - Meyers (17.9), Alexander (15.2), Briggs (12.5), Kubek (12.2) and Pinzan (9.3).

## FRESE FILE

- ▶ 2021 AP and ESPN National Coach of the Year Brenda Frese is in her 21st season at the helm of the Terrapins'

program. She owns a career record of 612-175 (.778) and a record at Maryland of 555-145 (.793). She is the winningest coach in Maryland basketball history.

- ▶ Frese has led the Terrapins to 18 NCAA Tournament appearances in her 20 postseasons so far. The Terrapins have advanced to 10 Sweet Sixteens, six Elite Eights, three Final Fours and the 2006 NCAA Championship under her. Frese has led her Maryland squads to 13 conference titles.
- ▶ Frese's career win percentage of 77.7% is No. 9 among Division I coaches all-time.

## OH CAPTAIN, MY CAPTAIN

- ▶ Seniors Faith Masonius, Diamond Miller, Abby Meyers and Brinae Alexander were voted captains by their teammates for the 2022-23 season.
- ▶ Between them, they've played in 398 career games.

## NOTABLES, MILESTONES, STREAKS AND MORE

- ▶ Many Terrapins are nearing milestone marks
  - Briggs - 484 career rebounds
  - Meyers - 452 career rebounds
  - Miller - 99 blocks
- ▶ Maryland currently has five 1,000 point scorers (Miller - 1,500; Meyers - 1,299; Briggs - 1,126; Alexander - 1,049; Elisa Pinzan - 1,009).
- ▶ With their win at Northwestern (2/9/23), the Terrapins reached the 20-win mark for the 19th straight season under Brenda Frese.
- ▶ Over the last five seasons, the Terps are 80-4 when they score 80 points or more.
- ▶ Brenda Frese and the Terps are 28-3 in the month of February over the last 5 seasons.
- ▶ Frese and the Terrapins are 33-1 at home at the XFINITY Center in the month of February since 2014.
- ▶ The Terrapins have won 42 straight games when they are leading with 5:00 to play.
- ▶ Diamond Miller's 19.4 points per game are the most by a Terp since 2016-17 (Brionna Jones, 19.9). She is third in the Big Ten in scoring and 26th in the country.
- ▶ The Terps' turnover margin of +6.08 is third in the Big Ten and 13th in the country.
- ▶ Diamond Miller is second in the Big Ten in free throws made (145) and No. 5 in the country. As a team, Maryland is No. 2 in the league and 15th in the NCAA (78.2%).
- ▶ The Terrapins are No. 20 in the country and fourth in the league in assist/turnover ratio (1.23). Elisa Pinzan is No. 2 in the Big Ten and 12th in the country (2.67).
- ▶ As a team, Maryland is second in the league and 16th in the country in three-point percentage (36.7%).
- ▶ Frese earned her 600th career win with a 77-74 win at Purdue on Dec. 8, 2022.
- ▶ Frese became the winningest coach in Maryland basketball history with a 95-73 win at Nebraska on Feb.

## TERRAPIN TEAM NOTES (CONT.)

14, 2021. With the win, she picked up win No. 500 at Maryland, which put her ahead of former head coach Chris Weller on the all-time wins list.

### TERPS IN THE POLLS

► Maryland is one of the most consistent winning programs in the country. The Terrapins have been ranked in 244 straight Associated Press polls, dating back to the preseason poll of the 2010-11 season. That streak is behind just Connecticut (559 weeks).

- Overall, the Terps have been ranked in 565 AP polls, which puts them at fifth-most poll appearances all-time.
- Maryland has been ranked for 295 weeks in the last 19 seasons, with 218 of those weeks in the AP top 10 and 93 in the AP top 5.
- Brenda Frese has had a team ranked in 346 weeks in her career, which is 13th all-time.
- Maryland has started the season ranked in the last 13 seasons straight and 18 of head coach Brenda Frese's 21 seasons in College Park. The Terps have been in the AP Preseason Top 10 11 times under Frese and in the top 5 six times.

### TERPS VS. RANKED TEAMS VS. FRESE

► Since Brenda Frese took over in 2002-03, Maryland has 90 wins over Associated Press top 25 teams, including 11 in the 2014-15 season, which set a new school record.

- The Terps are 5-3 vs. ranked teams this year.
- The Terrapins are 90-73 against ranked teams over the last 20 years, all under Frese. Twenty-six of those wins were on the road and 21 were at

neutral sites.

- Under Frese, Maryland has 28 wins over AP top 10 teams, most recently a 90-54 win over No. 10 Ohio State on Feb. 5, 2023.
- Maryland has five wins over No. 1 teams in its history, including two in Frese's time. The Terrapins beat No. 1 North Carolina twice in the 2005-06 season.

### TERPS IN THE BIG

► The Terps are 194-53 (.785) all-time against their Big Ten opponents.

- Since joining the Big Ten in 2014-15, the Terrapins are 152-23 (.869) vs. their conference opponents, including their 19-3 record in the Big Ten Tournament.
- In the 21 years under Frese, the Terps are 163-27 (.858) against their Big Ten opponents.
- Frese is 177-32 (.847) all-time vs. Big Ten opponents, which includes her time at Minnesota and at Ball State.
- Since joining the league in 2014, Maryland is 70-6 (.921) against Big Ten teams at home.
- With their 70-57 win at Ohio State's Value City Arena on Jan. 24, 2019, the Terrapins have won in every Big Ten arena since joining the league in the 2014-15 season.
- Since their first year in the Big Ten, the Terps are 117-4 when holding their league opponents to 70 points or less. The Terrapins are also 135-8 when they score 70 points or more.
- In her one season at Minnesota, Frese led the Gophers to a record of 22-8 overall, 11-5 in Big Ten play and an NCAA Tournament berth. She was named AP National Coach of the Year in April

## ASSOCIATED POLL

FEB. 6, 2023

RK	School	Votes	Last
1	South Carolina (23-0)	700 (28)	1
2	Indiana* (22-1)	649	4
3	LSU (23-0)	643	3
4	UConn (21-3)	611	5
5	Iowa* (19-4)	569	6
6	Stanford (22-3)	568	2
7	Utah (20-2)	543	7
8	<b>MARYLAND* (19-5)</b>	<b>509</b>	<b>8</b>
9	Duke (20-3)	448	16
10	Notre Dame (18-4)	429	9
11	Virginia Tech (18-4)	394	13
12	Michigan* (19-5)	359	18
13	Ohio State* (20-4)	337	10
14	North Carolina (17-6)	328	11
15	Villanova (20-4)	245	19
16	Oklahoma (18-4)	241	20
17	Arizona (18-5)	233	22
18	UCLA (18-6)	201	14
19	Florida State (20-5)	187	23
20	Texas (18-6)	182	24
21	Iowa State (15-6)	168	12
22	NC State (16-6)	164	15
23	Gonzaga (22-3)	118	17
24	South Florida (22-4)	98	25
25	Colorado (18-5)	81	RV

Baylor 29, Illinois\* 18, UNLV 14, Tennessee 13, Middle Tennessee 8, USC 8, Florida Gulf Coast 2, Louisville 2, Cleveland State 1

\*-Big Ten opponent • Italics are Terps' 2022-23 opponents

## USA TODAY COACHES POLL

FEB. 7, 2023

RK	School	Votes	Last
1	South Carolina (23-0)	800 (32)	1
2	LSU (23-0)	754	3
3	Indiana* (22-1)	704	5
4	UConn (21-3)	697	4
5	Stanford (22-3)	670	2
6	Iowa* (19-4)	649	6
7	Utah (20-2)	620	7
8	<b>MARYLAND* (19-5)</b>	<b>531</b>	<b>9</b>
9	Virginia Tech (19-4)	525	11
10	Notre Dame (18-4)	513	8
11	Duke (20-3)	496	15
12	Ohio State* (20-4)	430	10
13	Oklahoma (18-4)	381	17
14	Michigan* (19-5)	336	19
15	Arizona (18-5)	305	20
16	North Carolina (17-6)	292	14
17	UCLA (18-6)	250	16
18	Villanova (20-4)	246	21
19	Iowa State (15-6)	239	12
20	NC State (16-7)	207	13
21	South Florida (22-4)	158	22
22	Gonzaga (22-3)	144	18
23	Texas (18-6)	118	25
24	Florida State (20-5)	114	RV
25	Colorado (18-5)	64	RV

Florida Gulf Coast 37, Illinois\* 30, UNLV 23, Baylor 22, USC 17, Oregon 8, Middle Tennessee 7, Tennessee 5, Ole Miss 4, Purdue\* 1, Alabama 1, Rhode Island 1, UMass 1

\*-Big Ten opponent • Italics are Terps' 2022-23 opponents

## TERPS AND OPPONENTS IN THE POLLS

Maryland – AP High/Low: 8/20

Associated Press

SCHOOL	ps	N14	N21	N28	D5	D12	D19	D26	J2	J9	J16	J23	J30	F6
Baylor	18	17	21	21	19	18	24	23	23	18	RV	--	RV	RV
Connecticut	6	5	3	3	6	9	9	8	5	4	5	5	5	4
DePaul	--	RV	--	--	--	RV	--	--	--	--	--	--	--	--
Illinois	--	--	--	--	--	--	--	--	RV	24	21	22	RV	RV
Indiana	11	12	6	5	4	4	4	4	6	6	6	6	4	2
Iowa	4	4	9	10	16	12	13	12	16	12	10	10	6	5
<b>MARYLAND</b>	<b>17</b>	<b>19</b>	<b>14</b>	<b>20</b>	<b>20</b>	<b>15</b>	<b>15</b>	<b>16</b>	<b>13</b>	<b>9</b>	<b>11</b>	<b>10</b>	<b>8</b>	<b>8</b>
Michigan	25	23	22	17	14	19	19	14	14	17	14	13	18	12
Nebraska	22	22	RV	--	RV	RV	RV	RV	RV	--	--	--	--	--
Notre Dame	9	9	7	7	5	5	5	5	4	7	7	7	9	10
Ohio State	14	8	4	4	3	3	3	3	3	2	2	10	13	--
Purdue	--	--	--	--	RV	--	--	--	--	--	--	--	RV	--
South Carolina	1	1	1	1	1	1	1	1	1	1	1	1	1	1

Maryland – USA Today Coaches High/Low: 8/21

USA Today Coaches

SCHOOL	ps	N15	N22	N29	D6	D13	D20	D27	J3	J10	J17	J24	J31	F7
Baylor	17	17	20	22	19	18	23	22	21	17	24	RV	RV	RV
Connecticut	6	3	3	3	6	9	9	8	5	4	5	4	4	4
Indiana	11	9	5	4	3	3	3	3	7	6	6	6	5	3
DePaul	RV	--	--	RV	RV	RV	RV	--	--	--	--	--	--	--
Illinois	--	--	--	--	--	--	--	--	RV	RV	24	23	22	RV
Iowa	6	6	8	10	13	11	11	10	12	9	9	8	6	6
<b>MARYLAND</b>	<b>18</b>	<b>21</b>	<b>17</b>	<b>21</b>	<b>21</b>	<b>19</b>	<b>17</b>	<b>17</b>	<b>14</b>	<b>11</b>	<b>11</b>	<b>11</b>	<b>9</b>	<b>8</b>
Michigan	23	23	23	20	16	21	21	19	19	20	16	17	19	14
Nebraska	22	22	RV	RV	RV	RV	RV	RV	--	--	--	--	--	--
Notre Dame	10	11	7	7	5	5	5	5	4	7	7	7	8	10
Ohio State	15	10	6	5	4	4	4	4	3	2	5	10	12	--
Purdue	--	--	--	--	--	--	--	--	--	--	--	--	RV	RV
South Carolina	1	1	1	1	1	1	1	1	1	1	1	1	1	1

**BOLD are rankings at game time vs. Maryland**



2002.

## HOME SWEET HOME

- ▶ Maryland has been a dominant home team, especially over the last decade.
  - The Terps are 591-139 (.810) all time in College Park, dating back to the inaugural 1971-72 season.
  - Maryland is 297-44 (.871) at home under Brenda Frese, whose first season in College Park was the inaugural season of XFINITY Center. That is among the top 10 toughest places to play in the country.
  - The Terrapins are 164-12 (.932) all-time in non-conference games in XFINITY Center.
  - The Terps won 48 straight home games starting Nov. 9, 2007 with a 76-52 season-opening win over Princeton. The streak ended on Jan. 21, 2010 with an 80-77 loss to Miami.

## OVERTIME IS OUR TIME

- ▶ The phrase, "Overtime is our time!" became one of the catch phrases from the Terps' 2006 NCAA title run. That 2005-06 team went 6-0 in overtime games and won the national title in extra time vs. Duke.
- ▶ Prior to their Jan. 2 overtime game at No. 8 Indiana, the Terps had the longest active streak in the country without an overtime game at 287 straight games. Their last overtime game was a 92-81 win over Wake Forest in the ACC Tournament Quarterfinals on March 8, 2013.
- ▶ Maryland is 15-3 (.833) in overtime games in Frese's 21 years.
- ▶ In the 2007-08 season, Frese was not on the sidelines for two of the Terps' overtime games. She missed a 97-86 double overtime loss at North Carolina on Jan. 26, 2008 and a 74-71 win at Virginia Tech on Feb. 4, 2008, due to her pregnancy with her sons.

## TERPS IN THE PROS

- ▶ Eighteen Terrapins have been drafted since the start of the WNBA in 1997, including 14 under Brenda Frese.
  - Eight of Frese's players have been drafted in the top 10, including: Crystal Langhorne (2008, 6th overall), Laura Harper (2008, 10th overall), Marissa Coleman (2009, 2nd overall), Kristi Toliver (2009, 3rd overall), Tianna Hawkins (2013, 6th overall), Alyssa Thomas (2014, 4th overall), Shatori Walker-Kimbrough (2017, 6th overall) and Brionna Jones (2017, 8th overall).
- ▶ Four former Terrapins have won WNBA Championships - Crystal Langhorne (Storm, 2018), Kristi Toliver (Sparks, 2016; Mystics, 2019), Shatori Walker-Kimbrough (Mystics, 2019) and Tianna Hawkins (Mystics, 2019).
- ▶ Maryland had five alums in the 2019 Finals as the Connecticut Sun played the Washington Mystics. Alyssa Thomas, Brionna Jones and the Sun took on Toliver, Walker-Kimbrough and Hawkins on the Mystics. Five alums was more than any other school.
- ▶ Four Terps played in the 2018 WNBA Finals - Walker-Kimbrough, Toliver, Hawkins and Langhorne. Four

alums in the Finals was more than any other school.

- ▶ Five former Terps have been named WNBA All-Stars - Vicky Bullett (1999), Crystal Langhorne (2011, 2013), Kristi Toliver (2013), Marissa Coleman (2015) and Alyssa Thomas (2017, 2019, 2022) and Brionna Jones (2021, 2022).
- ▶ Walker-Kimbrough made the WNBA All-Rookie Team in 2017. Thomas made the squad in 2014.
- ▶ Brionna Jones was named the WNBA's Most Improved Player in 2021 and WNBA Sixth Player of the Year in 2022.
- ▶ In 2022, Alyssa Thomas was named to the All-WNBA Second Team and was named the WNBA Comeback Player of the Year after returning from an achilles injury.

## USA TERPS!

- ▶ Over the summer, former Terrapins Alyssa Thomas and Brionna Jones helped the US National Team to a gold medal in the FIBA World Cup. Thomas was named to the All-World Cup Second Team and the Defensive Most Outstanding Player.
- ▶ Diamond Miller has won three gold medals with USA Basketball. She helped the USA to the 2019 FIBA U19 World Cup and the 2017 FIBA U16 World Cup titles. This is Owusu's first gold medal with the USA.

## TERPS IN THE CLASSROOM

- ▶ The Terrapins have a 100 percent graduation rate in the 21 years under Brenda Frese.

## FRESE FOR THE WIN

- ▶ Head coach Brenda Frese's current career winning percentage is .777, which is the highest career percentage of all Big Ten head men's and women's basketball head coaches in their Division I careers.
- ▶ At the start of the 2022-23 season, here are some notable coaches' career records
  - Brenda Frese - 592-170 (.777)
  - Mike Krzyzewski - 1,202-368 (.766)
  - Tom Izzo (Mich. State)- 666-267 (.714)
  - Phil Jackson (NBA) 1,155-485 (.704)
  - Bill Belichick (Patriots) - 321-156 (.673)

## FRESE SIGNS TOP 10 CLASS OF 2023

- ▶ Frese and her staff signed five top recruits that make up the No. 7-ranked class in the country, as ranked by ESPN. Summer Bostock (Toronto, Ontario), Hawa Doumbouya (Bronx, N.Y.), Emily Fisher (Libertyville, Ill.), Riley Nelson (Clarksburg, Md.) and Amiyah Reynolds (South Bend, Ind.) make up one of the top classes in the country.
  - Nelson is ranked No. 17 overall by Blue Star Basketball and No. 18 by ESPN and was named a McDonald's All-American. Reynolds is also a top-50 signee. She is ranked No. 35 overall by Blue Star and No. 43 by ESPN. Fisher is ranked No. 80 by ESPN.

## TERPS AT THE NEXT LEVEL

- ▶ Eleven of Brenda Frese's former staff members, players and interns have gone on to work in the NBA.
  - David Adkins (Maryland assistant): Current LA Clippers G-League Assistant
  - Katie Benzan (Maryland player): Utah Jazz Basketball Operations Generalist
  - Becky Bonner (Maryland staff member): Current Orlando Magic Director of Player Development & Basketball Operations
  - Winston Gandy (Maryland scout team player/staff member): Former Wizards Player Development Staff
  - Terry Nooner (Maryland assistant): Former Cleveland Cavaliers Assistant Coach
  - Adam Petway (Maryland performance staff): Former Wizards Basketball Performance Staff
  - Ryan Richman (Maryland scout team player/staff member): Current Washington Wizards Assistant Coach
  - Kristi Toliver (Maryland player): Current Dallas Mavericks Assistant Coach

## FEAR THE TURTLE!

- ▶ Maryland's bid to the 2022 NCAA Tournament marked its 18th straight postseason berth. Seventeen of those 17 were NCAA Tournament bids.
- ▶ The Terps have averaged 28.5 wins per season the last 17 years, and have 18 consecutive 20-win seasons from 2004-2022.
- ▶ Frese has led the Terps to seven 30-win seasons. 2005-06 marked the first 30-win season for the program, as the Terrapins went 34-4 and won the 2006 NCAA title. The Terps won 30 games in 2007-08 when they went 33-4 and in 2008-09 when they went 31-5. In 2012-13, the Terps notched the program's fourth 30-win season with their record of 31-5. Maryland posted three straight 30-win seasons in 2014-15, 2015-16 and 2016-17.
- ▶ Maryland earned a No. 1 seed in the NCAA Tournament in 2008, 2009 and 2015 and a No. 2 seed in 2006, 2007, 2012, 2021.

## BIG STANDINGS (FEB. 10)

Team	B1G	Overall	Streak
1. Indiana	13-1 (.929)	23-1 (.958)	W11
2. Iowa	11-2 (.846)	19-5 (.792)	L1
3. <b>MARYLAND</b>	<b>11-3 (.786)</b>	<b>20-5 (.800)</b>	<b>W2</b>
4. Ohio State	10-4 (.714)	21-4 (.840)	W1
5. Michigan	9-4 (.692)	19-5 (.792)	W3
6. Illinois	9-5 (.643)	19-6 (.760)	W2
7. Purdue	7-6 (.538)	16-7 (.696)	W1
8. Nebraska	6-7 (.462)	14-10 (.583)	L1
9. Penn State	4-9 (.308)	13-11 (.542)	L1
Michigan State	4-9 (.308)	12-12 (.500)	W1
Rutgers	4-9 (.308)	10-15 (.400)	L1
12. Minnesota	2-11 (.154)	9-15 (.375)	L5
Wisconsin	2-11 (.154)	7-18 (.280)	L4
14. Northwestern	1-12 (.077)	8-16 (.333)	L3

# HEAD COACH BRENDA FRESE

## Arizona '93 • 21st Year at Maryland, 24th as Head Coach

Few coaches across any sport can claim the level of consistency and standard of excellence as Brenda Frese can in her 20 years at Maryland. Two-time National Coach of the Year, Frese's high work rate and positive attitude has resulted in 17 top-15 recruiting classes, three Final Fours, 14 conference titles and a National Championship in 2006. Frese has balanced that strong work ethic with a fun and family-friendly environment, also becoming a wife and a mother of twin boys, giving birth to them in the midst of one of the most successful seasons in the program's history. With the birth of her twins in February of 2008, she becomes one of only seven coaches to win a national championship and be a parent.

Since her first season at the helm when the team won just 10 games, Frese has guided Maryland to a National Championship in 2006, 20 winning seasons, 19-straight 20-win seasons, seven 30-win campaigns and 18 bids to the NCAA Tournament. In 2021, she signed an extension through at least the 2026-27 season. With rollover years, she can be on the Maryland sidelines through 2028.

Former Athletics Director Deborah A. Yow courted the 2002 AP National Coach of the Year because of Frese's reputation for making amazing turnarounds and her relentless work ethic in recruiting. Described as dynamic, overachieving, determined and enthusiastic, the 51-year old coach is one of college basketball's stars. Standing atop the podium in Boston in 2006, Frese became the fifth-youngest coach (age 35) in NCAA history to win a national title and only the ninth to win in her first trip to the Final Four.

Despite claiming eight ACC Tournament titles prior to her arrival, Maryland advanced to new heights when Frese stepped on the scene. In her second season, she led the Terrapins to a tie for third place in the ACC standings - its highest finish since 1996-97. She's led Maryland to 16 top-four league finishes in her 19 years, including the last 11 straight. Her Maryland squads have posted a 535-140 (.793)



mark in 20 years, advancing to at least the second round of the tournament in 17 of the last 19 years, including 10 Sweet Sixteens, six Elite Eights and three Final Fours.

On Feb. 14, 2021, Frese won her 500th game at Maryland, making her the winningest coach in Maryland basketball history. She surpassed former women's basketball head coach and Hall of Famer Chris Weller, who retired with 499 wins for the Terrapins.

## HEAD COACHING RECORD

Season	School	Overall	Pct.	Conf.	Pct.	Finish	Conf. Tournament	Postseason
1999-00	Ball State	16-13	.552	8-8	.500		Quarterfinals	
2000-01	Ball State	19-9	.679	11-5	.688		First Round	
2001-02	Minnesota	22-8	.733	11-5	.688	T-2nd	Quarterfinals	NCAA Second Round
2002-03	Maryland	10-18	.357	4-12	.250		First Round	
2003-04	Maryland	18-13	.581	8-8	.500		Semifinals	NCAA Second Round
2004-05	Maryland	22-10	.688	7-7	.500		Semifinals	NCAA Second Round
2005-06	Maryland	34-4	.895	12-2	.857		Finals	<b>NCAA CHAMPIONS</b>
2006-07	Maryland	28-6	.824	10-4	.714		Quarterfinals	NCAA Second Round
2007-08	Maryland	33-4	.892	13-1	.929		Semifinals	NCAA Elite Eight
2008-09	Maryland	31-5	.861	12-2	.857	1st	ACC Champions	NCAA Elite Eight
2009-10	Maryland	21-13	.618	5-9	.357		Quarterfinals	WNIT Third Round
2010-11	Maryland	24-8	.750	9-5	.643		Quarterfinals	NCAA Second Round
2011-12	Maryland	31-5	.861	12-4	.750		ACC Champions	NCAA Elite Eight
2012-13	Maryland	26-8	.765	14-4	.778		Semifinals	NCAA Sweet Sixteen
2013-14	Maryland	28-7	.800	12-4	.750		Quarterfinals	NCAA Final Four
2014-15	Maryland	34-3	.919	18-0	1.000	1st	Big Ten Champions	NCAA Final Four
2015-16	Maryland	31-4	.886	16-2	.889	1st	Big Ten Champions	NCAA Second Round
2016-17	Maryland	32-3	.914	15-1	.938	T-1st	Big Ten Champions	NCAA Sweet Sixteen
2017-18	Maryland	26-8	.765	12-4	.750	2nd	Finals	NCAA Second Round
2018-19	Maryland	29-5	.853	15-3	.833	1st	Finals	NCAA Second Round
2019-20	Maryland	28-4	.875	16-2	.889	T-1st	Big Ten Champions	Canceled, COVID-19
2020-21	Maryland	26-3	.897	17-1	.944	1st	Big Ten Champions	NCAA Sweet Sixteen
2021-22	Maryland	23-8	.742	13-4	.765	T-4th	Quarterfinals	NCAA Sweet Sixteen
2022-23	Maryland	20-5	.800	11-3	.786			
<b>Total</b>		<b>555-145</b>	<b>.793</b>	<b>251-82</b>	<b>.754</b>			<b>17 NCAA Appearances (38-16)</b>
<b>Career Total</b>		<b>612-175</b>	<b>.778</b>	<b>281-100</b>	<b>.738</b>			<b>18 NCAA Appearances (39-17)</b>

## THE FRESE FILE

Full Name	Brenda Sue Frese
Date of Birth	April 30, 1970
Hometown	Cedar Rapids, Iowa
Alma Mater	Arizona '93 (B.A., Communications)
	Kent State '95 (M.A. Athletic Administration)
Family	Husband, Mark Thomas
	Sons Markus Thomas and Tyler Thomas

## WINNINGEST DIVISION 1 COACHES ALL-TIME

1. *Geno Auriemma (UConn 86-pres)	1,170-154 (.884)
2. Leon Barmore (Louisiana Tech 83-02)	576-87 (.869)
3. *Kim Mulkey (Baylor 01-21, LSU pres.)	681-110 (.861)
4. Pat Summitt (Tennessee 1975-12)	1,098-208 (.841)
5. *Karl Smesko (Walsh 1998, Fort Wayne 2000-01, FGCU 2003-pres.)	633-131 (.829)
6. *Tara Vanderveer (Idaho 79-80, Ohio State 81-85, Stanford 86-95, 97-pr)	1,180-262 (.818)
7. *Jeff Walz (Louisville 2008-pres.)	432-121 (.781)
8. Bill Sheahan (Mt. St. Mary's 82-98)	372-104 (.782)
9. <b>*BRENDA FRESE (Ball St. 00-01, Minnesota 02, Maryland 03-pres)</b>	<b>612-175 (.778)</b>
10. *Wes Moore (Maryville 88-93, Francis Marion 96-98, Chattanooga 99-14, NC State 2014-pres)	797-245 (.765)
11. Muffet McGraw (Lehigh 83-87, Notre Dame 88-20)	936-293 (.762)
12. *Mike McLaughlin (Holy Family 1996-09, Penn 10-pres.)	632-206 (.754)
13. Gail Goestenkors (Duke 93-07, Texas 08-12)	498-163 (.753)
14. Robin Selvig (Montana 79-16)	865-286 (.752)
15. Marsha Sharp (Texas Tech 83-06)	571-189 (.751)

## FRESE COACHING TREE

Tina Langley (HC at Washington)	Asst at MD
Jeff Walz (HC at Louisville)	Asst at MINN, MD
Joanna Bernabei-McNamee (HC at BC)	Asst at MINN, MD
Laura Harper (HC at Towson)	Player at MD
Stephanie Stevens (HC at Gallaudet)	Staff at MD
Ryan Richman (AC for Wizards)	Intern at MD
Kristi Toliver (AC at Mavericks)	Player at MD
David Adkins (NBA G-League Asst)	Asst at MD
Rhet Wierzbica (AHC at Indiana)	DOBO at MD
Winston Gandy (AHC at Duke)	Staff at MD
Billy Fennelly (AC at Iowa State)	Staff at MD
Anjalé Barrett (AC at Monmouth)	Player/Staff at MD
Sean Ehlbeck (AC at BC)	Staff at MD
Joe Glowacki (AC at Towson)	Staff at MD
Tori Jankoska (AC at Virginia)	Staff at MD
Shay Robinson (AC at Louisville)	Asst at MD
Terry Nooner (AC at Kansas)	Asst at MD
Marsha Frese (AC at Loyola Chicago)	Asst at MD
Kailli McLaren (AC at UCSB)	Staff at MD
Libby Ellis (Associate AD at Maryland)	DOBO at MD
Ryland Adkins (DOBO at Maryland)	Staff at MD
Kyle Tarp (Maryland MBB Performance)	Staff at MD
Kristina Bayton (Staff at VCU)	Intern at MD
Sydney Durrh (Video at Georgia Tech/Atlanta Dream)	Intern at MD
Eddie Praley (Video at Maryland)	Intern at MD
Sarah Myers (Staff at Maryland)	Player at Maryland



After joining the Big Ten in 2014, Frese's Terrapins have had historical success in the league. Her Terrapins teams have earned a record of 141-20 (.876) in conference play, including their 19-3 record in the Big Ten Tournament. Frese and the Terps have won six of seven Big Ten Championships, five Big Ten Tournament titles and made a record seven straight appearances in the Big Ten Championship game.

Frese and her staff led the Terrapins to an unprecedented level of success in their first year in the Big Ten in 2015. After losing five seniors, including three starters and a three-time All-American, Maryland led the league in scoring with 80.2 points per game, en route to a perfect 18-0 conference record in a new league and a 24-game win streak over three months. The Terrapins were the first team to go undefeated in conference play since Purdue went 16-0 in 1998-99 and Ohio State went 18-0 in 1984-85. The Terps were the first Maryland team, men's or women's, to stay perfect in conference play. Frese was named Big Ten Coach of the Year for the second time in her career.

After losing five starters from the 2019-20 Big Ten Championship squad, Frese and her staff reloaded with five newcomers and the return of five sophomores. Frese's Terrapins did not miss a beat in 2020-21, earning a record of 26-3 overall, 17-1 in league play and winning the program's sixth Big Ten title in seven years. The Terrapins advanced to their ninth Sweet Sixteen under Frese. She was named Big Ten Coach of the Year and National Coach of the Year by the AP, The Athletic and ESPN.

Frese has built the team's success around recruiting, hard work and a positive atmosphere. The instant she arrived on campus, she determinedly worked the recruiting trails in an effort to reclaim the elite status Maryland once had in the 1980s. Success came quickly and early. Before she even coached a game in the newly-constructed XFINITY Center, she received commitments from a pair of high school All-Americans, including Shay Doron, who went on to become a three-time All-ACC pick and a Women's National Basketball Association (WNBA) Draft selection. In all, 23 McDonald's All-Americans have donned a Maryland uniform under Frese's reign.

Seventeen of Frese's recruiting classes have been ranked in the top-15, including 14 rated in the top-10 and eight in the top five. In 2016, she and her staff signed the program's first-ever No. 1 recruiting class for the 2016-17 season. The landmark signings of Crystal Langhorne, Laura Harper, Jade Perry and Ashleigh Newman were rated No. 2 in the country, while the class of Marissa Coleman and Kristi Toliver was ranked No. 4 - the core of the Terps' national championship team. Her 2010 batch of Terrapins included four high school All-Americans and a No. 2 national ranking. Frese and her staff's 2019 class was ranked No. 1 on signing day.

Frese's recruiting classes have lived up to their billing and her pupils have earned numerous accolades. The first Terp in 17 years to garner All-American nods in 2006, Langhorne was a three-time AP and United States Basketball Writers Association (USBWA) All-American, the program's first multiple All-American. She was selected a Women's Basketball Coaches Association (WBCA) All-American in 2007, the first in school history since 1989, and then again received the accolade in 2008. Most recently, Alyssa Thomas earned All-American nods from the WBCA, USBWA and First Team honors from the AP in 2012. Thomas was the first sophomore in school history to be named a WBCA All-American and First Team AP All-American and the first to be a three-time All-American.

Frese's players have also received numerous conference honors. Alyssa Thomas became just the second underclassman ever to be named ACC Player of the Year in March 2012. She is the first underclassman in league history to be named Player of the Year and Tournament MVP in the same season. Thomas was just the second player in league history to be named ACC Player of the Year in three straight years (2012, 2013, 2014). In her final season, Langhorne was selected the ACC's Player of the Year, the first Terp to win the award in nearly 20 years. Toliver followed suit at the end of her senior year, winning the ACC's top-player honor in 2009. In 2005, Langhorne became the program's first ACC Rookie

of the Year since 1991. Coleman followed in her footsteps by nabbing the honor during the Terps' championship campaign in 2006. Center Lynetta Kizer and Thomas made it four Terps in six years to be named the league's top freshman when they won in 2009 and 2011.

In all, Terps have received 60 All-Conference citations in Frese's 19 years, including a school-record six in 2020 when Kaila Charles, Taylor Mikesell, Blair Watson, Stephanie Jones, Ashley Owusu and Shakira Austin were honored. Twelve Terps have been First Team conference selections 20 times in Frese's tenure.

Numerous Terps have also garnered national recognition under Frese. Most recently, Ashley Owusu won the Ann Meyers Drysdale Award for the nation's top shooting guard in 2021, while also earning All-America honors from the AP and the USBWA.

Maryland has rewritten several records over the last 18 seasons. In 2014-15, the Terrapins went 18-0 in conference play in their first season in the Big Ten. They were just the third team in history to go undefeated in Big Ten play. They won 28-straight games from Dec. 3, 2014 through March 30, 2015 to set a new school record. In 2007-08, the Terps became the first team in NCAA history to have four active players with at least 1,000 points on the same roster. That year, school records were broken for most home wins (21), which is also believed to be an NCAA record. The team opened the 2006-07 campaign winning 18-straight games, setting the program record for best start to a season. Maryland ended the 2008-09 campaign having won a school-record 36-straight home games, thanks to undefeated home marks in two successive seasons, and 40-consecutive non-conference games at the XFINITY Center. In the 2009-10 season the Terrapins extended that streak to 48, a Maryland basketball record for either program.

In 2005-06, the team's 34 wins set a school record, shattering the previous mark of 29. The championship squad also set new standards for highest road winning percentage (.900), points (3,166), field goal attempts (2,363), 3-point field goals (216), 3-point attempts (540), free throws (690), free throw attempts (924), team free throw percentage (.747), rebounds (1,720) and blocked shots (195).

Under Frese, Maryland has been crowned an NCAA statistical champion 13 times. Most recently, Maryland led the nation in scoring (90.8 ppg) and assist/turnover ratio (1.69) and Katie Benzan led the country in three-point percentage (50.0). The Terrapins posted the nation's best rebounding margin in 2006 (+11.9), 2007 (+14.3) and 2016 (+15.1) and second-best in 2012 (+12.9) and 2013 (+13.7). In 2016, Jones led the country with her field goal percentage of 66.5 percent and Walker-Kimbrough led the NCAA, and set a Big Ten record, with her three-point field goal percentage of 54.5 percent. In 2017, Jones once again led the country with her field goal percentage of 69.0%. Also in 2006, the Terps shot 40.0 percent from 3-point range, tops in the country, while winning the most games of any team that year (34). In 2007, the team's 18.3 assists-per-game average was the best in the country, it owned the best shooting accuracy at 49.5 percent in 2008 and, in 2009, it once again claimed the top 3-point shooting mark in the nation (40.1 percent).

Maryland has been one of the most prolific scoring teams in the NCAA over the last decade, ranking No. 2 in scoring average in 2006, 2007 and 2008 and No. 3 in 2009. The Terrapins were third in the country in field goal percentage (.471) in 2013. In 2016, the Terrapins were No. 2 in the country in field goal percentage (49.6%) and No. 5 in scoring (83.2). In 2017, the Terrapins were No. 2 in the nation in rebounding margin (+13.9), scoring (89.3) and field goal percentage (51.0%), third in scoring margin (+24.9) and fourth in assists (19.8).

## CAREER HIGHLIGHTS

- ESPN National Coach of the Year (2021)
- AP National Coach of the Year (2002, 2021)
- Nell and John Wooden Excellence in Coaching Award (2021)
- WBCA Regional Coach of the Year (2012, 2013, 2015, 2016, 2017, 2018, 2021)
- Big Ten Coach of the Year (2002, 2015, 2019, 2021)
- ACC Coach of the Year (Coaches, 2013)
- Mid-American Conference Coach of the Year (2000)
- NCAA Champions (2006)
- Conference Regular Season Titles (2009, 2015, 2016, 2017, 2019, 2020, 2021)
- Conference Tournament Titles (2009, 2012, 2015, 2016, 2017, 2020, 2021)
- Three Final Fours (2006, 2014, 2015)
- Six NCAA Elite Eights (2006, 2008, 2009, 2012, 2014, 2015)
- 10 Sweet Sixteens (2006, 2008, 2009, 2012, 2013, 2014, 2015, 2017, 2021, 2022)
- 18 NCAA Tournament Appearances ('02, '04, '05, '06, '07, '08, '09, '11, '12, '13, '14, '15, '16, '17, '18, '19, '21, '22)
- 11 WBCA All-American Selections
- 15 WNBA Draft Picks
- Seven Conference Player of the Year honors: ACC (2008, 09, 12, 13, 14); Big Ten (2002); MAC (2000)
- Nine Conference Rookies of the Year: ACC (2005, 06, 09, 11); Big Ten (2002, 17, 19, 20); MAC (2000)
- 69 All-Conference honors: First team (25); Second team (24); Third team (4); Honorable Mention (16)
- 3 Conference Sixth Players of the Year
- 22 Conference All-Freshman Team honorees
- Five CoSIDA Academic All-Americans
- Nine CoSIDA Academic All-District 2 Selections
- 40 Academic All-Conference Honors
- 25 McDonald's All-Americans
- No. 10 2002-03 Recruiting Class
- No. 2 2003-04 Recruiting Class
- No. 4 2004-05 Recruiting Class
- No. 7 2005-06 Recruiting Class
- No. 2 2006-07 Recruiting Class
- No. 10 2007-08 Recruiting Class
- No. 15 2008-09 Recruiting Class
- No. 2 2009-10 Recruiting Class
- No. 9 2011-12 Recruiting Class
- No. 4 2012-13 Recruiting Class
- No. 11 2013-14 Recruiting Class
- No. 10 2014-15 Recruiting Class
- No. 1 2015-16 Recruiting Class
- No. 4 2017-18 Recruiting Class
- No. 3 2018-19 Recruiting Class
- No. 9 2020-21 Recruiting Class
- No. 7 2022-23 Recruiting Class



**KAREN BLAIR**  
Associate Head Coach  
SMU '99  
Fifth Year at Maryland



**KAITLYNN FRATZ**  
Assistant Coach  
Cal U '15  
Fifth Year at Maryland



**LINDSEY SPANN**  
Assistant Coach  
Penn State '17  
Fourth Year at Maryland



**RYLAND ADKINS**  
Director of Basketball Operations  
Maryland '16  
Second Year at Maryland



**JESSICA IMHOF**  
Director of Scouting and Player Development  
TCNJ '12  
Third Year at Maryland



**EDDIE PRALEY**  
Video Coordinator  
Guilford '15  
First Year at Maryland



**SARAH MYERS**  
Director of Recruiting Operations  
Maryland '19  
Second Year at Maryland



**KELSEY WOLFE**  
Associate Director of Basketball Performance  
Virginia '14  
First Year at Maryland



**MELISSA CHEPULIS**  
Associate Athletic Trainer  
Baylor '14  
Fourth Year at Maryland






# #0 SHYANNE SELLERS

GUARD • 6-2 • SO • 1V • AURORA, OH (AURORA)

SHYANNE.SELLERS / SHYANNESELLERS3



## AS A SOPHOMORE (2022-23):

- Big Ten Player of the Week (Jan. 23, 2023)
- Named to Cheryl Miller Award Watch List and Midseason Final 10
- Scored in double figures in 21 of 25 games
- Scored 14 points in season opener at George Mason off 6-12 shooting from the floor
- Scored 17 points, 10 in the first quarter, in win at No. 7 Notre Dame
- Hit buzzer beater shot for win at Purdue
- Scored 13 first quarter points for 21 in win at Wisconsin
- Picked up first double-double of the year with 21 points, 11 boards at Nebraska
- Scored career-high 26 points off 10-17 from the floor at No. 6 Iowa

## AS A FRESHMAN (2021-22):

- Named Big Ten Sixth Player of the Year as top reserve, as well as to the All-Big Ten Freshman Team
- Two-time Big Ten Freshman of the Week (11/22/22; 12/27/21)
- Averaged 7.7 points, 3.8 rebounds, 2.6 assists and 1.8 steals in 26.5 minutes per game
- Saw action in all 32 games and started in 10
- Led the team with 56 steals on the season
- Scored in double figures in 13 of 32 games
- Started off college career with 17 points on 7-12 shooting including 3-5 from beyond the arc against Longwood (11/9/21)

## THE SELLERS FILE...

- Ranked the No. 22 recruit in the class of 2021, according to ESPN
- Averaged 21.9 points, 10.6 rebounds and 4.6 assists in 2020 while leading her Aurora High School team to the Division I district semifinals
- Team won four straight Suburban League American Division championship
- All-time leading scorer at Aurora High School and reached 1,000 career points in just the second game of her junior season
- Suburban League American Conference Player of the Year for three straight years, Division I North-east Inland District Player of the Year and a finalist for Miss Ohio Basketball as a junior
- Helped her Aurora squad to four league championships, a District Championship, earned four League MVP honors, four Team MVP honors and earned All-State honors every year
- Named team captain twice
- Notched career-highs of 40 points, 23 rebounds with 10 assists
- Parents are Brad and Kymberly Sellers.
- Dad played basketball at Wisconsin and Ohio State, then played in the NBA.
- Dad is the mayor of Warrensville Heights
- Has three sisters, Sydney, Syarra and Shayla... Syarra played basketball at Thomas Moore University in Kentucky and Shayla plays at Purdue Fort Wayne in Indiana
- Major is communications

### #0 SELLERS, Shyanne

Opponent	Date	GS	MIN	Total		3-Pointers		Free throws		Rebounds			PF	A	TO	BLK	STL	PTS	AVG		
				FG-FA	PCT	3FG-3FGA	PCT	FT-FTA	PCT	OFF	DEF	TOT									
at George Mason	11/07/2022		21:54	6-12	.500	1-3	.333	1-3	.333	1	3	4	4.0	3	1	2	1	14	14.0		
South Carolina	11/11/2022	*	22:42	4-10	.400	1-3	.333	0-0	.000	0	5	5	4.5	5	3	0	1	9	11.5		
Fordham	11/13/2022		21:15	5-7	.714	0-0	.000	5-6	.833	0	6	6	5.0	3	3	0	0	15	12.7		
Davidson	11/16/2022		24:60	5-7	.714	0-2	.000	1-2	.500	0	2	2	4.3	2	1	1	5	11	12.3		
at Baylor	11/20/2022		19:50	1-2	.500	1-2	.500	3-4	.750	0	3	3	4.0	2	1	4	1	6	11.0		
vs DePaul	11/25/2022		21:20	5-11	.455	1-6	.167	2-2	1.000	1	4	5	4.2	4	1	1	1	0	13	11.3	
vs Towson	11/26/2022	*	29:56	5-9	.556	0-1	.000	4-4	1.000	0	4	4	4.1	3	5	3	1	2	14	11.7	
vs Pittsburgh	11/27/2022	*	23:47	4-10	.400	1-2	.500	4-4	1.000	2	0	2	3.9	3	4	1	1	4	13	11.9	
at Notre Dame	12/01/2022	*	31:46	6-15	.400	0-1	.000	5-6	.833	2	3	5	4.0	2	2	3	0	2	17	12.4	
Nebraska	12/04/2022	*	33:20	7-12	.583	0-0	.000	7-9	.778	2	6	8	4.4	2	1	1	1	21	13.3		
at Purdue	12/08/2022	*	32:14	6-16	.375	1-3	.333	2-3	.667	1	2	3	4.3	4	5	3	0	2	15	13.5	
UConn	12/11/2022	*	39:20	7-14	.500	2-3	.667	3-3	1.000	2	2	4	4.3	4	6	1	0	2	19	13.9	
at Purdue Fort Wayne	12/21/2022	*	33:31	7-13	.538	2-3	.667	2-2	1.000	3	3	6	4.4	3	3	1	2	1	18	14.2	
Minnesota	12/30/2022	*	27:03	6-10	.600	2-2	1.000	5-6	.833	3	6	9	4.7	1	1	0	1	2	19	14.6	
at Rutgers	01/02/2023	*	27:37	5-10	.500	1-3	.333	1-2	.500	0	2	2	4.5	3	1	0	0	1	12	14.4	
Michigan St.	01/07/2023	*	30:05	7-13	.538	0-1	.000	5-6	.833	0	6	6	4.6	3	5	2	1	0	19	14.7	
at Indiana	01/12/2023	*	26:48	4-10	.400	1-2	.500	0-1	.000	1	2	3	4.5	4	4	4	0	2	9	14.4	
Rutgers	01/15/2023	*	31:04	5-14	.357	1-4	.250	1-2	.500	3	6	9	4.8	1	7	2	0	2	12	14.2	
at Wisconsin	01/19/2023	*	30:14	9-12	.750	3-4	.750	0-0	.000	1	6	7	4.9	2	1	5	1	3	21	14.6	
at Nebraska	01/22/2023	*	34:24	6-12	.500	1-4	.250	7-8	.875	1	10	11	5.2	4	3	2	1	2	20	14.9	
Michigan	01/26/2023	*	34:38	4-7	.571	1-1	1.000	4-6	.667	1	4	5	5.2	4	1	6	0	1	13	14.8	
Penn St.	01/30/2023	*	23:22	5-8	.625	2-3	.667	3-3	1.000	1	4	5	5.2	2	4	3	1	2	15	14.8	
at Iowa	02/02/2023	*	36:54	10-17	.588	0-2	.000	6-6	1.000	2	4	6	5.2	4	3	5	0	3	26	15.3	
Ohio St.	02/05/2023	*	32:09	6-13	.462	0-0	.000	7-7	1.000	1	3	4	5.2	2	9	1	0	3	19	15.4	
at Northwestern	02/09/2023	*	24:57	2-6	.333	0-1	.000	2-4	.500	1	4	5	5.2	3	2	1	0	3	6	15.0	
Totals			20	715:08	137-270	.507	22-56	.393	80-99	.808	29	100	129	5.2	73	77	55	14	46	376	15.0

### Player Averages

Games Played	Minutes/game	Points/game	FG Pct	3FG Pct	FT Pct	Rebounds/game	Assists/game	Turnovers/game	Assist/Turnover ratio	Steals/game	Blocks/game
25	28.6	15.0	50.7	39.3	80.8	5.2	3.1	2.2	1.4	1.8	0.6

## ► SEASON/CAREER HIGHS

	SEASON	CAREER HIGHS
POINTS	26 at #6 Iowa (2/2/23)	26 at #6 Iowa (2/2/23)
REBOUNDS	11 at Nebraska (1/22/23)	11 (2x), last at Nebraska (1/22/23)
FG MADE	10 at #6 Iowa (2/2/23)	10 at #6 Iowa (2/2/23)
FG ATT.	17 at #6 Iowa (2/2/23)	17 at #6 Iowa (2/2/23)
3 FG MADE	3 at Wisconsin (1/19/23)	5 vs Penn State (1/6/22)
3 FG ATT.	6 vs. DePaul (11/25/22)	8 (2x), last vs Northwestern (1/23/22)
FT MADE	7 (3x), last vs. #10 Ohio State (2/5/23)	7 (3x), last vs. #10 Ohio State (2/5/23)
FT ATT.	9 vs. Nebraska (12/4/22)	9 vs. Nebraska (12/4/22)
ASSISTS	9 vs. #10 Ohio State (2/5/23)	9 (3x), last vs. #10 Ohio State (2/5/23)
BLOCKS	2 at PFW (12/21/22)	2 (2x), last at PFW (12/21/22)
STEALS	5 vs. Davidson (11/16/22)	5 (2x), last vs. Davidson (11/16/22)
MINUTES	39 vs. #6 UConn (12/11/22)	40 (2x), last vs #7 Stanford (11/28/21)

## ► MISCELLANEOUS STATS

Category	Season	Career	Last Time
Double-Doubles	1	2	20 points, 11 rebounds at Nebraska (1/22/23)
Double-Figure Scoring	21	34	19 vs. #10 Ohio State (2/5/23)

				Field Goals		3-Point		F-Throws		Rebounds				Scoring						
SEASON	TEAM	GP-GS	MIN/AVG	FG-FGA	FG%	3FG-3FGA	3FG%	FT-FTA	FT%	OFF	DEF	TOT	AVG	PF-FO	A	TO	BLK	STL	PTS	AVG
2021-22	MD	32-10	847/26.5	91-220	.414	32-101	.317	33-46	.717	34	88	122	3.8	70-1	83	43	7	56	247	7.7
2022-23	MD	25-20	715/28.6	137-270	.507	22-56	.393	80-99	.808	29	100	129	5.2	73-1	77	55	14	46	376	15.0
<b>TOTAL</b>		<b>57-30</b>	<b>1562/27.4</b>	<b>228-490</b>	<b>.465</b>	<b>54-157</b>	<b>.344</b>	<b>113-145</b>	<b>.779</b>	<b>63</b>	<b>188</b>	<b>251</b>	<b>4.4</b>	<b>143-2</b>	<b>160</b>	<b>98</b>	<b>21</b>	<b>102</b>	<b>623</b>	<b>10.9</b>



# #1 DIAMOND MILLER

GUARD • 6-3 • SR • 3V • SOMERSET, NJ (FRANKLIN)

DIAMONDMILLER



## AS A SENIOR (2022-23):

- Preseason All-Big Ten Team
- Ann Meyers Drysdale Watch List and Final 10
- Jersey Mike's Naismith Trophy Watch List and Midseason List
- Wooden Award Preseason Top 50 Watch List and Midseason Top 20 List
- Naismith Trophy Midseason List
- Named Big Ten Player of the Week for the first time in her career (11/21/22)
- Big Ten Player of the Week Honor Roll (1/30/23; 2/6/23)
- Scored in double figures in 23 of 24 games this year and the last 17 straight
- Grabbed a career-high 13 rebounds for her fourth career double-double in win over Fordham
- Scored a career-high 32 points with 10 boards in win at No. 17 Baylor
- Hit game-winning jumpshot at No. 7 Notre Dame and finished with 31 points, 12 rebounds 5 assists
- First Maryland player to finish with 30 points, 10 rebounds, 5 assists in a game since Alyssa Thomas in 2013 (at Notre Dame, 12/1/22)
- Led Terps with 29 points, 16 in third quarter, with 10 rebounds in win over No. 10 Ohio State (2/5/23)

## AS A JUNIOR (2021-22):

- Earned All-Big Ten Second Team honors
- Scored in double figures in 17 of her 22 games played
- Missed 10 of first 12 games due to knee injury

## AS A SOPHOMORE (2020-21):

- All-Big Ten First Team and earned WBCA All-Region honors
- Earned Academic All-Big Ten honors
- Scored in double figures in 28 of 29 games, averaging 17.3 pts and 50.6% from the field on the season
- Named Co-MVP of the Big Ten Tournament and to the 2021 All-Big Ten Tournament Team after averaging 15.3 points, 5.7 assists, 3.7 rebounds in three-game run

## THE MILLER FILE...

- Ranked the No. 14 overall player by Blue Star and No. 18 overall player and No. 6 guard by ESPN
- McDonald's All-American and the Gatorade Player of the Year for the state of New Jersey
- Competed with the USA Under-19 Team and won gold in the FIBA World Championships in 2019
- Named to Naismith High School Girls Award watch list
- Averaged 21.8 points, 8.8 rebounds and nearly 4 assists, 4 steals and 4 blocked shots per game
- Leading scorer in Franklin's history finished career with 2,460 career points and nearly 900 rebounds
- Led high school team to Group 4 title in 2017, 2018 and 2019 and team won the 2018 and 2019 titles in the Tournament of Champions
- Named to the USA Under-16 team and helped team to gold
- Twice named the High School Fall League MVP and was named the MVP of the Rose Classic
- AAU team won Boo Williams tournament title
- Once made ESPN's top 10 plays
- Parents are Dreana and Lance Miller
- Has three siblings – Landen, Laniya and Adreana
- Father played basketball at Villanova and professionally overseas, sister Adreana played at Ohio State in 2018-19 and at La Salle and sister Laniya played at Wagner
- Wants to play professionally or coach
- Family science major

### #1 MILLER, Diamond

Opponent	Date	GS	MIN	Total		3-Pointers		Free throws		Rebounds					PF	A	TO	BLK	STL	PTS	AVG
				FG-FA	PCT	3FG-3FGA	PCT	FT-FTA	PCT	OFF	DEF	TOT	AVG								
at George Mason	11/07/2022	*	09:40	3-5	.600	1-2	.500	4-5	.800	0	1	1	1.0	0	0	1	2	1	11	11.0	
Fordham	11/13/2022	*	34:45	4-12	.333	1-3	.333	13-14	.929	1	12	13	7.0	3	1	8	2	1	22	16.5	
Davidson	11/16/2022	*	29:49	7-13	.538	2-6	.333	3-6	.500	1	3	4	6.0	1	6	2	2	4	19	17.3	
at Baylor	11/20/2022	*	34:46	11-21	.524	2-4	.500	8-10	.800	4	6	10	7.0	3	3	6	0	1	32	21.0	
vs DePaul	11/25/2022	*	26:37	3-12	.250	1-5	.200	4-6	.667	1	4	5	6.6	5	3	4	5	2	11	19.0	
vs Towson	11/26/2022	*	26:40	8-12	.667	0-2	.000	4-4	1.000	1	6	7	6.7	4	1	1	1	0	20	19.2	
vs Pittsburgh	11/27/2022	*	17:00	3-10	.300	0-2	.000	2-2	1.000	6	3	9	7.0	2	2	1	2	0	8	17.6	
at Notre Dame	12/01/2022	*	36:38	11-21	.524	0-3	.000	9-11	.818	5	7	12	7.6	4	5	3	3	2	31	19.3	
Nebraska	12/04/2022	*	23:56	3-12	.250	1-4	.250	6-6	1.000	2	2	4	7.2	4	2	5	0	2	13	18.6	
at Purdue	12/08/2022	*	29:20	6-11	.545	2-4	.500	4-5	.800	4	2	6	7.1	3	4	4	0	0	18	18.5	
UConn	12/11/2022	*	30:46	4-13	.308	1-5	.200	8-10	.800	1	5	6	7.0	3	2	0	3	3	17	18.4	
at Purdue Fort Wayne	12/21/2022	*	19:26	6-16	.375	1-3	.333	4-4	1.000	1	5	6	6.9	2	4	2	4	2	17	18.3	
Minnesota	12/30/2022	*	25:51	8-13	.615	0-2	.000	6-7	.857	0	2	2	6.5	3	1	0	5	22	18.5		
at Rutgers	01/02/2023	*	22:18	6-15	.400	0-2	.000	3-3	1.000	5	2	7	6.6	2	3	3	2	4	15	18.3	
Michigan St.	01/07/2023	*	35:47	10-17	.588	0-2	.000	5-7	.714	2	6	8	6.7	1	4	2	2	1	25	18.7	
at Indiana	01/12/2023	*	33:48	5-13	.385	1-3	.333	8-9	.889	2	4	6	6.6	4	1	5	0	3	19	18.8	
Rutgers	01/15/2023	*	28:42	7-16	.438	0-3	.000	3-4	.750	1	5	6	6.6	2	3	4	1	5	17	18.6	
at Wisconsin	01/19/2023	*	25:10	6-12	.500	2-3	.667	5-8	.625	1	5	6	6.6	3	3	2	0	1	19	18.7	
at Nebraska	01/22/2023	*	31:17	5-14	.357	0-3	.000	8-11	.727	1	4	5	6.5	4	3	1	2	1	18	18.6	
Michigan	01/26/2023	*	28:54	8-14	.571	0-1	.000	7-7	1.000	0	2	2	6.3	5	2	2	0	5	23	18.9	
Penn St.	01/30/2023	*	19:50	4-7	.571	0-2	.000	6-6	1.000	1	4	5	6.2	3	3	3	0	2	14	18.6	
at Iowa	02/02/2023	*	31:51	8-17	.471	0-2	.000	11-15	.733	0	6	6	6.2	4	1	3	1	1	27	19.0	
Ohio St.	02/05/2023	*	30:24	11-16	.688	1-1	1.000	6-8	.750	2	8	10	6.3	1	0	5	0	3	29	19.4	
at Northwestern	02/09/2023	*	29:34	5-9	.556	0-1	.000	8-10	.800	2	7	9	6.5	4	7	9	1	1	18	19.4	
Totals	24	662:50	152	321	.474	16	68	.235	145-178	.815	44	111	155	6.5	70	66	77	33	50	465	19.4

### Player Averages

Games Played	Minutes/game	Points/game	FG Pct	3FG Pct	FT Pct	Rebounds/game	Assists/game	Turnovers/game	Assist/Turnover ratio	Steals/game	Blocks/game
24	27.6	19.4	47.4	23.5	81.5	6.5	2.8	3.2	0.9	2.1	1.4

## SEASON/CAREER HIGHS

	SEASON	CAREER HIGHS
POINTS	32 at #17 Baylor (11/20/22)	32 at #17 Baylor (11/20/22)
REBOUNDS	13 vs. Fordham (11/13/22)	13 vs. Fordham (11/13/22)
FG MADE	11 (3x), last vs. #10 Ohio State (2/5/23)	11 (3x), last vs. #10 Ohio State (2/5/23)
FG ATT.	21 (2x), last at #7 Notre Dame (12/1/22)	22 vs #18 Ohio State (2/17/22)
3 FG MADE	2 (4x), last at Wisconsin (1/19/23)	5 vs. Towson (12/3/20)
3 FG ATT.	6 vs. Davidson (11/16/22)	8 vs #23 FGCU (3/20/22)
FT MADE	13 vs. Fordham (11/13/22)	13 vs. Fordham (11/13/22)
FT ATT.	15 at #6 Iowa (2/2/23)	15 at #6 Iowa (2/2/23)
ASSISTS	7 at Northwestern (2/9/23)	7 (4x) last at Northwestern (2/9/23)
BLOCKS	5 vs. DePaul (11/25/22)	5 vs. DePaul (11/25/22)
STEALS	5 (3x), last vs. #13 Michigan (1/26/23)	5 (3x), last vs. #13 Michigan (1/26/23)
MINUTES	37 at #7 Notre Dame (12/1/22)	40 at #22 Iowa (2/14/22)

## MISCELLANEOUS STATS

Category	Season	Career	Last Time
Double-Doubles	4	7	29 pts, 10 rebs vs. #10 Ohio State (2/5/23)
Double-Figure Scoring	23	78	18 at Northwestern (2/9/23)

				Field Goals		3-Point		F-Throws		Rebounds									Scoring	
SEASON	TEAM	GP-GS	MIN/AVG	FG-FGA	FG%	3FG-3FGA	3FG%	FT-FTA	FT%	OFF	DEF	TOT	AVG	PF-FO	A	TO	BLK	STL	PTS	AVG
2019-20	MD	32-3	611/19.1	88-215	.409	23-73	.315	47-64	.734	39	63	102	3.2	64-2	57	52	19	29	246	7.7
2020-21	MD	29-29	798/27.5	178-352	.506	38-107	.355	107-135	.793	46	123	169	5.8	70-0	83	76	28	40	501	17.3
2021-22	MD	22-18	627/28.5	104-255	.408	25-79	.316	55-70	.786	19	69	88	4.0	54-1	62	67	19	30	288	13.1
2022-23	MD	24-24	663/27.6	152-321	.474	16-68	.235	145-178	.815	44	111	155	6.5	70-2	66	77	33	50	465	19.4
TOTAL		107-74	2699/25.2	522-1143	.457	102-327	.312	354-447	.792	148	366	514	4.8	258-5	268	272	99	149	1500	14.0



# #2 AVA SCIOLLA

GUARD • 6-0 • FR • HS • FAIRLESS HILLS, PA (PENNSBURY)

AV.SCIOLLA / ASCI2



## AS A FRESHMAN (2022-23):

- Saw first career action in season opener at George Mason
- Grabbed 4 boards and scored first bucket at Purdue Fort Wayne
- Added a three-pointer and 2 boards at Northwestern

## THE SCIOLLA FILE...

- Pennsylvania 6A State Player of the Year as a senior
- Averaged 16.3 points in senior season
- Named to 2022 Pennsylvania Sports Writers All-State Girls' Basketball team
- Averaged 17.0 points per game as a junior
- The fastest female in Pennsbury history to reach the 1,000 career points mark
- Helped her Pennsbury team win two Suburban One League (SOL) titles in 2020 and 2021
- Her team also finished as runner-up in the district in 2020
- Named to the All-State 6A First Team in 2021
- Played for the Mid-Atlantic Magic through 2018, then the Philly Belles for 2019 and 2020, then Philly Rise
- Daughter of Amanda and Frank Sciolla
- Has a younger brother, Dante
- Dad played at Cabrini College
- Dad was also her high school coach
- Enjoys reading and reads every day
- Wants to one day live in Italy and be a writer
- English major

### #2 SCIOLLA, Ava

Opponent	Date	GS	MIN	Total FG-FGA	PCT	3FG-3FGA	PCT	Free throws FT-FTA	PCT	Rebounds OFF DEF TOT	PF	A TO BLK	STL	PTS	AVG
at George Mason	11/07/2022	03:17	0-0	.000	0-0	.000	0-0	.000	0-0	0 0 0	0	0 0 0	0	0	0.0
Davidson	11/16/2022	02:31	0-0	.000	0-0	.000	0-0	.000	0-0	0 1 1	0	0 0 0	0	0	0.0
vs Pittsburgh	11/27/2022	05:10	0-0	.000	0-0	.000	0-0	.000	0-0	0 2 2	1	0 0 0	0	0	0.0
at Purdue Fort Wayne	12/21/2022	13:05	1-3	.333	0-0	.000	0-0	.000	1 3 4	1 8 0	1	0 0 0	0	2	0.5
at Rutgers	01/02/2023	01:43	0-0	.000	0-0	.000	0-0	.000	0-0	0 0 0	1	0 0 0	0	0	0.4
Rutgers	01/15/2023	01:10	0-0	.000	0-0	.000	0-0	.000	0-0	0 1 1	1	0 0 0	0	0	0.3
at Nebraska	01/22/2023	01:01	0-0	.000	0-0	.000	0-0	.000	0-0	0 0 0	1	0 0 0	0	0	0.3
Ohio St.	02/05/2023	00:46	0-0	.000	0-0	.000	0-0	.000	0-0	0 0 0	1	0 0 0	0	0	0.3
at Northwestern	02/09/2023	02:21	1-1	1.000	1-1	1.000	0-0	.000	0-0	2 2 1	1	0 0 0	0	3	0.6
<b>Totals</b>		<b>0</b>	<b>31:04</b>	<b>2-4</b>	<b>.500</b>	<b>1-1</b>	<b>1.000</b>	<b>0-0</b>	<b>.000</b>	<b>1 9 10</b>	<b>1.1</b>	<b>2 1 0</b>	<b>0</b>	<b>0</b>	<b>5 0.6</b>

### Player Averages

Games Played	Minutes/game	Points/game	FG Pct	3FG Pct	FT Pct	Rebounds/game	Assists/game	Turnovers/game	Assist/Turnover ratio	Steals/game	Blocks/game
9	3.5	0.6	50.0	100.0	0.0	1.1	0.1	0.0	1.0	0.0	0.0

## SEASON/CAREER HIGHS

	SEASON	CAREER HIGHS
POINTS	3 at Northwestern (2/9/23)	3 at Northwestern (2/9/23)
REBOUNDS	4 at PFW (12/21/22)	4 at PFW (12/21/22)
FG MADE	1 (2x) last at Northwestern (2/9/23)	1 (2x), last at Northwestern (2/9/23)
FG ATT.	3 at PFW (12/21/22)	3 at PFW (12/21/22)
3 FG MADE	1 at Northwestern (2/9/23)	1 at Northwestern (2/9/23)
3 FG ATT.	1 at Northwestern (2/9/23)	1 at Northwestern (2/9/23)
FT MADE		
FT ATT.		
ASSISTS	1 at PFW (12/21/22)	1 at PFW (12/21/22)
BLOCKS		
STEALS		
MINUTES	13 at PFW (12/21/22)	13 at PFW (12/21/22)

## MISCELLANEOUS STATS

Category	Season	Career	Last Time
Double-Figure Scoring			
Double-Doubles			

				Field Goals		3-Point		F-Throws		Rebounds								Scoring		
SEASON	TEAM	GP-GS	MIN/AVG	FG-FGA	FG%	3FG-3FGA	3FG%	FT-FTA	FT%	OFF	DEF	TOT	AVG	PF-FO	A	TO	BLK	STL	PTS	AVG
2022-23	MD	9-0	31/3.5	2-4	.500	1-1	1.000	0-0	.000	1	9	10	1.1	2-0	1	0	0	0	5	0.6
TOTAL		9-0	31/3.5	2-4	.500	1-1	1.000	0-0	.000	1	9	10	1.1	2-0	1	0	0	0	5	0.6





# #3 LAVENDER BRIGGS

GUARD • 6-1 • SR • 2V • PROVO, UT (PROVO / FLORIDA)

📷 LAVBRIGGS / 🐦 LAVBRIGGS



## AT MARYLAND (2022-23):

- Led the Terps with 8 boards in season opener at George Mason
- Reached 1,000 career points with 8 in win at No. 7 Notre Dame, her 70th career game
- Scored 14 points, 10 in the third quarter, in win over Minnesota
- Chipped in 14 points, 7 in fourth quarter push to seal win over #13 Michigan
- Added 10 points in win at Northwestern

## AS A JUNIOR AT FLORIDA (2021-22):

- Averaged 12.5 points, 5.6 rebounds in 14 games
- Scored in double figures in nine games

## AS A SOPHOMORE AT FLORIDA (2020-21):

- Started in all 29 games for the Gators and led team in scoring with 19.4 points per game
- Averaged 21.8 points per game in SEC play, which was No. 2 in the league
- Scored 20+ points in nine of 18 games played
- Collected four double-doubles and scored in double figures in 17 of her 18 games played.

## AS A FRESHMAN AT FLORIDA (2019-20):

- Named to All-SEC Freshman Team
- Double figures in 26 of 29 games played; led team in scoring 16 times
- Led SEC in minutes played (34.7)

## THE BRIGGS FILE...

- Finished her senior season with averages of 32.2 points (a state record) and 12.5 rebounds per game.
- Became the first Florida women's basketball player ever to play in the Jordan Brand Classic (2019).
- Member of the 2018-19 All-USA Utah First Team.
- Set the state record for most points scored in a single season, finishing with 683 in the 2018-19 campaign.
- 1,908 career points scored were the second most in state history
- Broke the state of Utah's record of points scored in a single game (53) which included a 32-point half which is also a state record.
- 2019 McDonald's All-American Game nominee.
- Guided Provo to a trip to the Class 5A state quarterfinals in 2019.
- Ranked No. 14 in terms of guards and was the No. 48 overall prospect in ESPN's 2019 rankings.
- Following her junior season, she was tabbed as the All-Valley Defensive Player of the Year, All-Region MVP Region 8 and USA Today First-Team Utah honors.
- Two-time First-Team 4A All-State performer receiving the honor in 2017 and 2018.
- Participant in the 2018 U17 U.S. National Team trials.
- Played two seasons at Provo High School, finishing with 1,057 in just 37 games played.
- Played her first two seasons of high school ball at Mountain View High School.
- Born in Newburgh, N.Y. and lived there before moving to Utah at age 7.
- Was coached by her mom and often played up several grade levels growing up
- Sociology major

### #3 BRIGGS, Lavender

Opponent	Date	GS	MIN	Total FG-FGA	PCT	3FG-3FGA	PCT	FT-FTA	PCT	Off DEF TOT	AVG	PF	A	TO	BLK	STL	PTS	AVG	
at George Mason	11/07/2022	*	29:56	4-12	.333	1-2	.500	0-0	.000	1 7 8	8.0	3	3	1	1	1	9	9.0	
South Carolina	11/11/2022	*	31:23	1-8	.125	1-3	.333	1-2	.500	1 3 4	6.0	0	2	1	0	0	4	6.5	
Fordham	11/13/2022	*	29:48	3-8	.375	0-1	.000	0-0	.000	2 3 5	5.7	0	2	0	2	2	1	6	
Davidson	11/16/2022	*	27:55	2-6	.333	0-1	.000	1-1	1.000	0 2 2	4.8	0	3	2	2	1	5	6.0	
at Baylor	11/20/2022	*	14:08	0-2	.000	0-0	.000	0-0	.000	1 2 3	4.4	2	1	1	1	0	0	4.8	
vs DePaul	11/25/2022	*	18:46	0-5	.000	0-1	.000	1-1	1.000	2 1 3	4.2	0	2	2	0	0	1	4.2	
vs Towson	11/26/2022		21:33	0-5	.000	0-0	.000	0-0	.000	2 1 3	4.0	0	1	2	1	0	0	3.6	
vs Pittsburgh	11/27/2022		29:27	4-11	.364	0-2	.000	2-3	.667	3 5 8	4.5	1	1	3	0	0	10	4.4	
at Notre Dame	12/01/2022		24:05	3-7	.429	2-2	1.000	0-0	.000	2 4 6	4.7	0	0	3	0	1	8	4.8	
Nebraska	12/04/2022		26:05	3-7	.429	0-1	.000	0-0	.000	1 3 4	4.6	2	0	1	0	0	6	4.9	
at Purdue	12/08/2022		24:47	2-7	.286	0-2	.000	0-0	.000	2 4 6	4.7	4	2	1	0	1	4	4.8	
UConn	12/11/2022		18:23	3-7	.429	1-3	.333	0-0	.000	1 0 1	4.4	3	1	1	0	2	7	5.0	
at Purdue Fort Wayne	12/21/2022		28:18	4-8	.500	0-1	.000	0-0	.000	2 2 4	4.4	1	2	2	1	1	8	5.2	
Minnesota	12/30/2022		26:41	6-10	.600	2-2	1.000	0-0	.000	2 3 5	4.4	4	2	0	0	1	14	5.9	
at Rutgers	01/02/2023		26:32	4-11	.364	2-4	.500	0-0	.000	3 5 8	4.7	2	3	1	0	0	10	6.1	
Michigan St.	01/07/2023		29:54	5-10	.500	1-4	.250	4-4	1.000	3 4 7	4.8	2	2	1	1	1	15	6.7	
at Indiana	01/12/2023		21:03	0-2	.000	0-0	.000	2-2	1.000	0 2 2	4.6	1	1	2	0	1	2	6.4	
Rutgers	01/15/2023		17:38	3-6	.500	0-1	.000	2-2	1.000	1 3 4	4.6	3	0	0	0	0	8	6.5	
at Wisconsin	01/19/2023		27:14	2-8	.250	0-2	.000	0-0	.000	2 1 3	4.5	0	2	0	1	0	4	6.4	
at Nebraska	01/22/2023		20:55	2-12	.167	1-4	.250	0-0	.000	3 4 7	4.7	2	1	0	0	1	5	6.3	
Michigan	01/26/2023		31:01	5-7	.714	2-2	1.000	2-2	1.000	0 3 3	4.6	0	0	2	1	0	14	6.7	
Penn St.	01/30/2023		23:38	2-4	.500	1-3	.333	0-0	.000	0 3 3	4.5	1	1	2	0	0	5	6.6	
at Iowa	02/02/2023		11:52	1-4	.250	0-2	.000	0-0	.000	0 2 2	4.4	0	0	0	0	0	1	2	6.4
Ohio St.	02/05/2023		27:12	4-9	.444	0-1	.000	0-0	.000	2 3 5	4.4	2	0	2	0	0	8	6.5	
at Northwestern	02/09/2023		19:33	4-6	.667	0-1	.000	2-2	1.000	0 2 2	4.3	2	1	0	0	0	10	6.6	
Totals			6 607:47	67-182	.368	14-45	.311	17-19	.895	36 72 108	4.3	35	33	30	11	17	165	6.6	

### Player Averages

Games	Minutes	Points	3FG	Rebounds	Assists	Turnovers	Assist/Turnover	Steals	Blocks
-------	---------	--------	-----	----------	---------	-----------	-----------------	--------	--------

## SEASON/CAREER HIGHS

	SEASON	CAREER HIGHS
POINTS	15 vs. Michigan State (1/7/23)	41 at Arkansas (1/14/21)
REBOUNDS	8 (3x), last at Rutgers (1/2/23)	13 at Kentucky (2/2/20)
FG MADE	6 vs. Minnesota (12/30/22)	17 at Arkansas (1/14/21)
FG ATT.	12 (2x), last at Nebraska (1/22/23)	29 at Arkansas (1/14/21)
3 FG MADE	2 (4x), last vs. #13 Michigan (1/26/23)	6 at Arkansas (1/14/21)
3 FG ATT.	4 (3x), last at Nebraska (1/22/23)	15 at Tennessee (1/31/21)
FT MADE	4 vs. Michigan State (1/7/23)	11 vs. Ole Miss (2/13/20)
FT ATT.	4 vs. Michigan State (1/7/23)	13 vs. Ole Miss (2/13/20)
ASSISTS	3 (3x), last at Rutgers (1/2/23)	8 at Grambling State (11/5/19)
BLOCKS	2 vs. Davidson (11/16/22)	2 (4x), last vs. Davidson (11/16/22)
STEALS	3 vs. #10 Ohio State (2/5/23)	3 (6x), last vs. #10 Ohio State (2/5/23)
MINUTES	31 (2x), last vs. #13 Michigan (1/26/23)	44 at LSU (2/11/21)

## MISCELLANEOUS STATS

Category	Season	Career	Last Time
Double-Figure Scoring	6	58	10 at Northwestern (2/9/23)
20-plus Points		15	22 pts at TCU (12/5/21)
Double-Doubles		12	15 pts, 12 rebs at George Mason (12/1/21)

SEASON	TEAM	GP-GS	MIN/AVG	Field Goals FG-FGA FG%	3-Point 3FG-3FGA 3FG%	F-Throws FT-FTA FT%	Rebounds OFF DEF TOT AVG	Scoring PF-FO A TO BLK STL PTS AVG
2019-20	UF	29-29	1004/34.6	172-435 .395	41-118 .347	50-82 .610	49 131 180 6.2	57-0 61 107 12 30 435 15.0
2020-21	UF	18-18	645/35.9	136-336 .405	32-99 .323	47-72 .653	26 91 117 6.5	33-1 46 40 5 23 351 19.5
2021-22	UF	14-14	455/32.5	75-194 .387	13-49 .265	12-14 .857	16 63 79 5.6	17-1 37 35 7 18 175 12.5
2022-23	MD	25-6	608/24.3	67-182 .368	14-45 .311	17-19 .895	36 72 108 4.3	35-0 33 30 11 17 165 6.6
<b>TOTAL FOR MD</b>		<b>25-6</b>	<b>608/24.3</b>	<b>67-182 .368</b>	<b>14-45 .311</b>	<b>17-19 .895</b>	<b>36 72 108 4.3</b>	<b>35-0 33 30 11 17 165 6.6</b>
<b>TOTAL</b>		<b>86-67</b>	<b>2712/31.5</b>	<b>450-1147 .392</b>	<b>100-311 .322</b>	<b>126-187 .674</b>	<b>127 357 484 5.6</b>	<b>142-2 177 212 35 88 1126 13.1</b>



# #5 BRINAE ALEXANDER

GUARD/FORWARD • 6-0 • SR • MURFREESBORO, TN (RIVERDALE/VANDERBILT)

BRINAE.ALEXANDER / BRUHHNAENAE



## AT MARYLAND (2022-23):

- Voted team co-captain
- Has seen action in every game
- Scored in double figures in 9 games
- Reached 1,000 career points with third quarter three-pointer in win over Rutgers (1/15), her 83rd career game
- Grabbed a career-high 11 rebounds vs. Davidson
- Went 5-8 from outside the arc for 17 points vs. Pitt
- Hit 2 key fourth quarter threes in win at No. 7 Notre Dame
- Led Terps with 20 points off 7-10 FG and 6-8 3FG in win over Rutgers

## AS A SENIOR AT VANDERBILT (2021-22):

- Started in all 32 games and led the Commodores in scoring with 15.2 points per game
- Scored a career-high 26 points vs. Kentucky (1/27/22)
- Scored in double figures in 25 of 32 games

## AS A JUNIOR AT VANDERBILT (2020-21):

- Played in five of eight games on the season, starting all five games she played
- Averaged 31.2 minutes per game

## AS A SOPHOMORE AT VANDERBILT (2019-20):

- Started first seven games, then missed remainder of season due to injury
- Led team in scoring and made threes prior to injury

## AS A FRESHMAN AT VANDERBILT (2018-19):

- Named to SEC All-Freshman team
- Missed nine games in the middle of the season due to injury

## THE ALEXANDER FILE...

- Led Riverdale to third straight Tennessee AAA state championship and No. 1 nationally by USA Today
- Averaged 16 points per game and six rebounds per game as a senior, helping the Lady Warriors to 36-1 record and state title
- Averaged 12.6 points per game and 5.8 rebounds per game in Riverdale's 34-0 season
- All-State honors as sophomore, junior and senior
- Division 7-AAA Athlete of the Year and
- Tennessee Class AAA Miss Basketball finalist
- McDonald's All-American nominee
- No. 51 overall prospect and No. 14 guard in the 2018 class according to ESPN HoopGurlz
- 33rd-ranked overall prospect by ESPNW
- Daughter of Brian Alexander and Stephanie Davis
- Two siblings: Brianne and Tonie Davis
- Working on a degree in Economics

### #5 ALEXANDER, Brinae

Opponent	Date	GS	MIN	Total		3-Pointers		Free throws		Rebounds		PF	A	TO	BLK	STL	PTS	AVG			
				FG-FGA	PCT	3FG-3FGA	PCT	FT-FTA	PCT	OFF	DEF								TOT	AVG	
at George Mason	11/07/2022		11:20	3-4	.750	1-1	1.000	0-0	.000	2	2	4	4	0	1	0	7	7.0			
South Carolina	11/11/2022		23:45	2-4	.500	1-2	.500	2-2	1.000	0	1	1	2.5	5	0	1	0	7	7.0		
Fordham	11/13/2022		19:17	5-9	.556	2-2	1.000	2-2	1.000	0	4	4	3.0	4	1	1	0	2	14	9.3	
Davidson	11/16/2022		22:46	1-6	.167	1-5	.200	0-0	.000	4	7	11	5.0	2	0	3	0	1	3	7.8	
at Baylor	11/20/2022		27:00	2-4	.500	1-2	.500	0-0	.000	1	0	1	4.2	3	0	1	0	5	7.2		
vs DePaul	11/25/2022		16:02	1-6	.167	0-3	.000	0-0	.000	0	3	3	4.0	2	2	0	1	1	2	6.3	
vs Towson	11/26/2022		14:17	3-6	.500	2-4	.500	0-0	.000	2	0	2	3.7	3	1	0	0	8	6.6		
vs Pittsburgh	11/27/2022		25:34	5-10	.500	5-8	.625	2-2	1.000	1	3	4	3.8	1	1	2	1	1	17	7.9	
at Notre Dame	12/01/2022		20:14	3-8	.375	2-4	.500	0-0	.000	0	1	1	3.4	1	0	0	0	1	8	7.9	
Nebraska	12/04/2022		27:50	5-10	.500	3-7	.429	1-2	.500	0	2	2	3.3	4	1	3	0	2	14	8.5	
at Purdue	12/08/2022	*	23:46	4-9	.444	3-6	.500	0-0	.000	1	2	3	3.3	4	0	1	0	1	11	8.7	
UConn	12/11/2022		26:51	5-12	.417	3-8	.375	0-0	.000	2	2	4	3.3	1	4	0	0	1	13	9.1	
at Purdue Fort Wayne	12/21/2022		28:50	3-5	.600	3-4	.750	4-4	1.000	2	6	8	3.7	1	3	3	2	2	13	9.4	
Minnesota	12/30/2022		21:24	3-6	.500	2-5	.400	0-0	.000	0	2	2	3.6	3	2	1	0	1	8	9.3	
at Rutgers	01/02/2023		09:09	0-3	.000	0-1	.000	0-2	.000	1	0	1	3.4	2	0	1	1	1	0	8.7	
Michigan St.	01/07/2023		18:10	2-2	1.000	1-1	1.000	0-0	.000	0	3	3	3.4	1	0	2	0	0	5	8.4	
at Indiana	01/12/2023		28:26	6-13	.462	3-8	.375	0-0	.000	1	3	4	3.4	3	1	1	0	2	15	8.8	
Rutgers	01/15/2023		26:18	7-10	.700	6-8	.750	0-0	.000	2	4	6	3.6	2	3	1	0	2	20	9.4	
at Wisconsin	01/19/2023		24:44	4-9	.444	2-5	.400	0-0	.000	1	3	4	3.6	2	2	3	0	4	10	9.5	
at Nebraska	01/22/2023		26:42	1-6	.167	0-3	.000	3-4	.750	3	2	5	3.7	4	1	2	1	0	5	9.3	
Michigan	01/26/2023		15:10	1-6	.167	0-0	.000	2-2	1.000	0	2	2	3.6	4	0	2	0	0	4	9.0	
Penn St.	01/30/2023		27:18	1-5	.200	1-3	.333	5-6	.833	0	2	2	3.5	2	3	1	0	2	8	9.0	
at Iowa	02/02/2023		22:04	1-3	.333	0-2	.000	0-0	.000	3	0	3	3.5	4	1	3	0	0	2	8.7	
Ohio St.	02/05/2023		27:13	1-5	.200	1-2	.500	2-2	1.000	1	4	5	3.5	0	3	0	0	3	5	8.5	
at Northwestern	02/09/2023		19:28	2-7	.286	0-3	.000	0-0	.000	0	2	2	3.5	2	2	1	1	0	4	8.3	
Totals			1	553:39	71-168	.423	43-97	.443	23-28	.821	27	60	87	3.5	64	31	34	8	27	208	8.3

### Player Averages

Games Played	Minutes/game	Points/game	FG Pct	3FG Pct	FT Pct	Rebounds/game	Assists/game	Turnovers/game	Assist/Turnover ratio	Steals/game	Blocks/game
25	22.1	8.3	42.3	44.3	82.1	3.5	1.2	1.4	0.9	1.1	0.3

## SEASON/CAREER HIGHS

	SEASON	CAREER HIGHS
POINTS	20 vs. Rutgers (1/15/23)	26 vs. Kentucky (1/27/22)
REBOUNDS	11 vs. Davidson (11/16/22)	11 vs. Davidson (11/16/22)
FG MADE	7 vs. Rutgers (1/15/23)	9 (5x), last vs. Kentucky (1/27/22)
FG ATT.	13 at #6 Indiana (1/12/23)	13 at #6 Indiana (1/12/23)
3 FG MADE	6 vs. Rutgers (1/15/23)	6 (2x), last vs. Rutgers (1/15/23)
3 FG ATT.	8 (4x), last vs. Rutgers (1/15/23)	11 vs. Kentucky (1/27/22)
FT MADE	5 vs. Penn State (1/30/23)	10 vs. Auburn (1/30/22)
FT ATT.	6 vs. Penn State (1/30/23)	10 (2x), last vs. Auburn (1/30/22)
ASSISTS	4 vs. #6 UConn (12/11/22)	6 vs. Texas A&M (3/2/22)
BLOCKS	2 at PFW (12/21/22)	2 at PFW (12/21/22)
STEALS	4 at Wisconsin (1/19/23)	4 (6x), last at Wisconsin (1/19/23)
MINUTES	29 at PFW (12/21/22)	43 vs. Alabama (2/6/22)

## MISCELLANEOUS STATS

Category	Season	Career	Last Time
Double-Figure Scoring	9	51	10 at Wisconsin (1/19/23)
Double-Doubles			

				Field Goals		3-Point		F-Throws		Rebounds									Scoring	
SEASON	TEAM	GP-GS	MIN/AVG	FG-FGA	FG%	3FG-3FGA	3FG%	FT-FTA	FT%	OFF	DEF	TOT	AVG	PF-FO	A	TO	BLK	STL	PTS	AVG
2018-19	Vandy	21-10	500/23.8	68-169	.402	29-84	.345	37-57	.649	32	51	83	4.0	57-2	30	35	2	15	202	9.6
2019-20	Vandy	7-7	154/22.0	38-76	.500	12-33	.364	6-8	.750	10	13	23	3.3	11-0	5	12	1	10	94	13.4
2020-21	Vandy	5-5	156/31.2	21-72	.292	7-33	.212	10-13	.769	9	16	25	5.0	15-0	14	17	2	3	59	11.8
2021-22	Vandy	32-32	1052/32.9	181-443	.409	61-168	.363	63-81	.778	38	74	112	3.5	90-4	46	90	10	63	486	15.2
2022-23	MD	25-1	554/22.1	71-168	.423	43-97	.443	23-28	.821	27	60	87	3.5	64-1	31	34	8	27	208	8.3
TOTAL FOR MD		25-1	554/22.1	71-168	.423	43-97	.443	23-28	.821	27	60	87	3.5	64-1	31	34	8	27	208	8.3
TOTAL		90-55	2415/26.8	379-928	.408	152-415	.366	139-187	.743	116	214	330	3.7	237-7	126	188	23	118	1049	11.7



# #10 ABBY MEYERS

GUARD • 6-0 • SR • 3V • POTOMAC, MD (WALT WHITMAN/PRINCETON)

ABBYMEYERS10\_



## AT MARYLAND (2022-23):

- Named to Big Ten Player of the Week Honor Roll (Dec. 12, 2022)
- Reached the 1,000 career points mark with 2 first quarter free throws vs. Davidson, her 85th career game
- Scored in double figures in 20 of 25 games
- Led all scorers with 21 points, 16 in the first half, with 6 boards vs. No. 1 South Carolina
- Led Terps with 20 points, including 16 in a second quarter surge, 6 boards in win over No. 6 UConn
- Led Terps with season-high 24 points in win over Penn State

## AS A JUNIOR AT PRINCETON (2021-22):

- Earned AP Honorable Mention All-America honors
- Named Ivy League Player of the Year and earned First Team All-Ivy honors
- Named to the Ivy League All-Tournament Team
- Scored in double figures in all 30 games for the Tigers
- Scored a career-high 29 points vs. No. 6-seeded Kentucky in the Tigers' NCAA Tournament First Round win (3/19/22)

## AS A SOPHOMORE AT PRINCETON (2019-20):

- Saw action in 23 games off the bench
- Secured 6.3 points and 2.7 rebounds per game
- Scored in double figures in seven games

## AS A FRESHMAN AT PRINCETON (2017-18):

- Saw action in 28 games and averaged 9.4 points, 3.0 rebounds and shot 40% from the field (97-241)
- Scored in double figures in 15 games
- Two-time Ivy League Rookie of the Week (11/27/17; 2/26/18)
- Named to the All-Ivy League Tournament Team after averaging 13.0 points, 3.0 rebounds in two games

## THE MEYERS FILE...

- Won gold with the US Team in the 2022 Maccabiah Games
- Took a gap year from Princeton in 2018-19 season. She traveled to South America and did finance internship in Chicago
- Whitman's all-time leading scorer with over 1,700 points
- McDonald's All-American nominee and All-Met Washington Post honoree in 2016-17
- Montgomery County Player of the Year
- First Team All-State MBAC (2016-17)
- Squad won 2015-16 State Championship, won the regional crown three straight years and reached at least the state semifinals from 2015-17
- Named the Tina Thompson Classic MVP twice
- Also played soccer and was a member of the musical wind ensemble
- Daughter of Valerie and Steven Meyers
- Has two sisters, Emily, and twin Olivia, who also went to Princeton
- Working on her Master's of Science in Business and Management

## #10 MEYERS, Abby

Opponent	Date	GS	MIN	FG-FGA	PCT	3FG-3FGA	PCT	FT-FTA	PCT	OREF	DEF	TOT	AVG	PF	A	TO	BLK	STL	PTS	AVG	
at George Mason	11/07/2022	*	29:26	7-13	.538	5-6	.833	0-0	.000	3	3	6	6.0	4	3	0	1	2	19	19.0	
South Carolina	11/11/2022	*	37:35	9-23	.391	2-6	.333	1-2	.500	1	5	6	6.0	2	1	2	0	0	21	20.0	
Fordham	11/13/2022	*	27:16	5-8	.625	0-2	.000	1-2	.500	1	6	7	6.3	2	1	0	1	1	17	17.0	
Davidson	11/16/2022	*	28:58	4-7	.571	4-7	.571	2-2	1.000	1	4	5	6.0	0	2	3	0	1	14	16.3	
at Baylor	11/20/2022	*	32:09	5-13	.385	3-5	.600	0-0	.000	2	8	10	6.8	3	4	3	0	0	13	15.6	
vs DePaul	11/25/2022	*	25:59	4-12	.333	2-6	.333	0-0	.000	1	3	4	6.3	2	0	2	0	1	10	14.7	
vs Towson	11/26/2022	*	33:51	5-13	.385	0-2	.000	1-2	.500	2	4	6	6.3	3	3	3	1	0	4	11.4	
vs Pittsburgh	11/27/2022	*	28:49	8-16	.500	3-7	.429	4-4	1.000	2	3	5	6.1	3	4	2	1	1	23	15.3	
at Notre Dame	12/01/2022	*	35:37	3-10	.300	0-3	.000	0-0	.000	2	2	4	5.9	3	3	0	0	0	6	14.2	
Nebraska	12/04/2022	*	25:55	1-7	.143	0-2	.000	0-0	.000	3	3	6	5.9	4	2	3	0	0	2	13.0	
at Purdue	12/08/2022	*	29:00	8-16	.500	3-8	.375	0-0	.000	0	0	5	5.4	1	1	0	0	0	2	19	13.5
UConn	12/11/2022	*	40:00	8-17	.471	4-8	.500	0-1	.000	1	5	6	5.4	0	3	2	0	2	20	14.1	
at Purdue Fort Wayne	12/21/2022	*	21:32	6-10	.600	2-4	.500	0-0	.000	1	2	3	5.2	0	1	1	0	1	14	14.1	
Minnesota	12/30/2022	*	27:24	8-18	.444	1-6	.167	0-0	.000	2	2	4	5.1	1	5	0	0	3	17	14.3	
at Rutgers	01/02/2023	*	29:45	7-15	.467	4-7	.571	4-4	1.000	3	1	4	5.1	0	5	2	0	2	22	14.8	
Michigan St.	01/07/2023	*	34:53	4-9	.444	3-5	.600	0-0	.000	1	4	5	5.1	2	4	1	0	3	11	14.6	
at Indiana	01/12/2023	*	35:53	3-12	.250	1-4	.250	2-2	1.000	0	4	4	5.0	3	1	1	0	1	9	14.2	
Rutgers	01/15/2023	*	32:57	6-16	.375	2-7	.286	0-0	.000	2	1	3	4.9	2	7	1	0	3	14	14.2	
at Wisconsin	01/19/2023	*	32:53	2-8	.250	0-2	.000	0-0	.000	2	4	6	4.9	3	3	0	1	4	4	13.7	
at Nebraska	01/22/2023	*	24:47	2-7	.286	1-1	1.000	2-4	.500	1	2	3	4.9	3	0	0	1	3	7	13.4	
Michigan	01/26/2023	*	33:32	4-10	.400	1-5	.200	3-5	.600	3	8	11	5.1	0	2	2	1	2	12	13.3	
Penn St.	01/30/2023	*	27:57	11-19	.579	2-7	.286	0-0	.000	3	3	6	5.2	2	3	3	0	1	24	13.8	
Ohio St.	02/02/2023	*	34:40	5-17	.294	2-8	.250	3-4	.750	2	5	7	5.3	4	1	1	0	1	15	13.8	
at Iowa	02/05/2023	*	34:13	9-15	.600	3-7	.429	1-1	1.000	2	4	6	5.3	1	1	4	2	1	22	14.2	
at Northwestern	02/09/2023	*	23:56	5-9	.556	2-5	.400	0-0	.000	0	4	4	5.2	0	0	1	2	3	12	14.1	
Totals			24	768:59	139-320	.434	50-130	.385	24-33	.727	41	90	131	5.2	48	61	36	9	41	352	14.1

## Player Averages

Games Played	Minutes/game	Points/game	FG Pct	3FG Pct	FT Pct	Rebounds/game	Assists/game	Turnovers/game	Assist/Turnover ratio	Steals/game	Blocks/game
25	30.8	14.1	43.4	38.5	72.7	5.2	2.4	1.4	1.7	1.6	0.4

## SEASON/CAREER HIGHS

	SEASON	CAREER HIGHS
POINTS	24 vs. Penn State (1/30/23)	29 vs. Kentucky (3/19/22)
REBOUNDS	11 vs. #13 Michigan (1/26/23)	11 (2x), last vs. #13 Michigan (1/26/23)
FG MADE	11 vs. Penn State (1/30/23)	11 (3x), last vs. Penn State (1/30/23)
FG ATT.	23 vs. #1 South Carolina (11/11/22)	24 vs. #12 Texas (12/22/21)
3 FG MADE	5 at George Mason (11/7/22)	6 at Fordham (12/5/21)
3 FG ATT.	8 (3x), last at #6 Iowa (2/2/23)	13 (2x) last vs. #12 Texas (12/22/21)
FT MADE	4 (2x), last at Rutgers (1/2/23)	9 vs. Kentucky (3/19/22)
FT ATT.	5 vs. #13 Michigan (1/26/23)	11 vs. Kentucky (3/19/22)
ASSISTS	7 vs. Rutgers (1/15/23)	7 vs. Rutgers (1/15/23)
BLOCKS	2 (2x), last at Northwestern (2/9/23)	2 (8x) last at Northwestern (2/9/23)
STEALS	4 (2x), last at Wisconsin (1/19/23)	6 at Rutgers (12/13/17)
MINUTES	40 vs. #6 UConn (12/11/22)	40 vs. #6 UConn (12/11/22)

## MISCELLANEOUS STATS

Category	Season	Career	Last Time
Double-Figure Scoring	20	72	12 at Northwestern (2/9/23)
Double Doubles	2	5	12 pts, 11 rebs vs. #13 Michigan (1/26/23)

				Field Goals		3-Point		F-Throws		Rebounds										Scoring	
SEASON	TEAM	GP-GS	MIN/AVG	FG-FGA	FG%	3FG-3FGA	3FG%	FT-FTA	FT%	OFF	DEF	TOT	AVG	PF-FO	A	TO	BLK	STL	PTS	AVG	
2017-18	PU	28-0	487/17.4	97-241	.402	40-121	.331	29-34	.853	27	57	84	3.0	48-1	40	32	11	30	263	9.4	
2019-20	PU	23-0	337/14.7	56-146	.384	21-74	.284	13-24	.542	23	39	62	2.7	27-1	19	25	6	14	146	6.3	
2021-22	PU	30-30	877/29.2	198-440	.450	70-178	.393	72-89	.809	49	126	175	5.8	57-1	48	52	15	42	538	17.9	
2022-23	MD	25-24	769/30.8	139-320	.434	50-130	.385	24-33	.727	41	90	131	5.2	48-0	61	36	9	41	352	14.1	
TOTAL FOR MD		25-24	769/30.8	139-320	.434	50-130	.385	24-33	.727	41	90	131	5.2	48-0	61	36	9	41	352	14.1	
TOTAL		106-54	2471/23.3	490-1147	.427	181-503	.360	138-180	.767	140	312	452	4.3	180-3	168	145	41	127	1299	12.3	





# #11 GIA COOKE

GUARD • 5-9 • FR • HS • CLINTON, MD (BISHOP MCNAMARA)

AYE.THATS.G / AYETHATSGG



## AS A FRESHMAN (2022-23)...

- Seen action in 19 games
- Added 7 points off the bench and went 3-4 at the line vs. No. 1 South Carolina
- Scored 10 points with 2 steals vs. DePaul

## THE COOKE FILE...

- Four-star recruit and No. 52-ranked recruit by ESPN
- Earned First Team All-Met honors from The Washington Post as she helped lead McNamara to its third straight WCAC title game
- Averaged 15.0 points, four rebounds and three assists as team captain in her senior season
- Averaged 12.5 points, 2.1 rebounds, 2.5 assists and 1.8 steals during her junior season, which was shortened due to Covid-19
- During the 2019-20 campaign, led her team to a 27-5 record and a WCAC title
- Earned a spot on the Nike Elite Youth Basketball League Third Team in 2021
- Played AAU for Team Takeover
- Communications major

#11 COOKE, Gia

Opponent	Date	GS	MIN	Total		3-Pointers		Free throws		Rebounds		PF	A	TO	BLK	STL	PTS	AVG			
				FG-FGA	PCT	3FG-3FGA	PCT	FT-FTA	PCT	OFF	DEF								TOT	AVG	
at George Mason	11/07/2022		15:44	2-7	.286	0-1	.000	1-2	.500	0	2	2	2.0	1	0	0	0	5.0			
South Carolina	11/11/2022		16:00	2-8	.250	0-1	.000	3-4	.750	0	1	1	1.5	0	1	1	0	7.0			
Fordham	11/13/2022		04:47	0-2	.000	0-0	.000	1-2	.500	0	0	0	1.0	2	0	0	0	1.4			
Davidson	11/16/2022		06:21	0-2	.000	0-0	.000	0-0	.000	0	0	0.8	2	0	2	0	1	0.3			
vs DePaul	11/25/2022		19:36	3-10	.300	0-3	.000	4-4	1.000	1	0	1	0.8	3	0	1	2	10.4			
vs Towson	11/26/2022		15:39	1-3	.333	0-0	.000	4-7	.571	0	2	2	1.0	0	3	0	0	6.4			
vs Pittsburgh	11/27/2022		08:16	0-0	.000	0-0	.000	4-6	.667	0	0	0.9	0	1	4	0	0	4.7			
at Notre Dame	12/01/2022		01:38	0-0	.000	0-0	.000	0-0	.000	0	0	0.8	0	0	0	0	0	4.1			
Nebraska	12/04/2022		07:54	1-2	.500	0-1	.000	0-0	.000	0	0	0.7	1	0	0	0	2	3.9			
at Purdue	12/08/2022		00:04	0-0	.000	0-0	.000	0-0	.000	0	0	0.6	0	0	0	0	0	3.5			
Minnesota	12/30/2022		10:00	3-6	.500	0-0	.000	2-2	1.000	0	0	0.5	0	1	0	0	0	8.3			
at Rutgers	01/02/2023		06:33	0-5	.000	0-0	.000	0-0	.000	0	1	1	0.6	0	1	0	1	0.3			
Rutgers	01/15/2023		07:17	1-2	.500	0-0	.000	0-0	.000	0	0	0.5	0	0	1	0	2	3.5			
at Wisconsin	01/19/2023		03:45	0-0	.000	0-0	.000	0-0	.000	0	0	0.5	1	1	2	0	0	3.2			
at Nebraska	01/22/2023		05:03	0-1	.000	0-0	.000	2-4	.500	1	0	1	0.5	1	1	2	0	2.3			
Penn St.	01/30/2023		03:03	0-0	.000	0-0	.000	0-0	.000	0	2	2	0.6	2	0	2	0	2.9			
at Iowa	02/02/2023		00:33	0-0	.000	0-0	.000	0-0	.000	0	0	0.6	0	0	0	0	0	2.8			
Ohio St.	02/05/2023		00:46	0-0	.000	0-0	.000	0-0	.000	0	0	0.6	0	0	0	0	0	2.6			
at Northwestern	02/09/2023		02:21	0-1	.000	0-0	.000	1-2	.500	1	0	1	0.6	0	0	0	0	1.2			
Totals			0	135:20	13-49	.265	0-6	.000	22-33	.667	3	8	11	0.6	13	9	15	0	5	48	2.5

Player Averages

Games Played	Minutes/game	Points/game	FG Pct	3FG Pct	FT Pct	Rebounds/game	Assists/game	Turnovers/game	Assist/Turnover ratio	Steals/game	Blocks/game
19	7.1	2.5	26.5	0.0	66.7	0.6	0.5	0.8	0.6	0.3	0.0

## SEASON/CAREER HIGHS

	SEASON	CAREER HIGHS
POINTS	10 vs. DePaul (11/25/22)	10 vs. DePaul (11/25/22)
REBOUNDS	2 (2x), last vs. Penn State (1/30/23)	2 (2x), last vs. Penn State (1/30/23)
FG MADE	3 (2x), last vs. Minnesota (12/30/22)	3 (2x), last vs. Minnesota (12/30/22)
FG ATT.	10 vs. DePaul (11/25/22)	10 vs. DePaul (11/25/22)
3 FG MADE		
3 FG ATT.	3 vs. DePaul (11/25/22)	3 vs. DePaul (11/25/22)
FT MADE	4 (3x), last vs. Pitt (11/27/22)	4 (3x), last vs. Pitt (11/27/22)
FT ATT.	7 vs. Towson (11/26/22)	7 vs. Towson (11/26/22)
ASSISTS	3 vs. Towson (11/26/22)	3 vs. Towson (11/26/22)
BLOCKS		
STEALS	2 vs. DePaul (11/25/22)	2 vs. DePaul (11/25/22)
MINUTES	20 vs. DePaul (11/25/22)	20 vs. DePaul (11/25/22)

## MISCELLANEOUS STATS

Category	Season	Career	Last Time
Double-Figure Scoring	1	1	10 points vs. DePaul (11/25/22)
5-plus Assists			
Double-Doubles			

				Field Goals		3-Point		F-Throws		Rebounds									Scoring	
SEASON	TEAM	GP-GS	MIN/AVG	FG-FGA	FG%	3FG-3FGA	3FG%	FT-FTA	FT%	OFF	DEF	TOT	AVG	PF-FO	A	TO	BLK	STL	PTS	AVG
2022-23	MD	19-0	135/7.1	13-49	.265	0-6	.000	22-33	.667	3	8	11	0.6	13-0	9	15	0	5	48	2.5
TOTAL		19-0	135/7.1	13-49	.265	0-6	.000	22-33	.667	3	8	11	0.6	13-0	9	15	0	5	48	2.5



# #12 ELISA PINZAN

GUARD • 5-8 • GR • 4V • MURANO, ITALY (ISTITUTO TECNICO ALGAROTTI VENEZIA/USF)

ELISA\_PINZAN / PINZANELISA



## AT MARYLAND (2022-23):

- Started in every game so far this season
- Reached 600 career assists at Rutgers, her 128th career game
- Reached 1,000 career points at No. 6 Iowa, her 136th career game
- Notched 5 or more assists in 8 games so far

## AS A SENIOR AT USF (2021-22):

- Scoring average was fourth on the team while her total assists (171) were first in the AAC and 22nd in the nation, and her assists per game average were second in the conference and 22nd nationally
- Finished her South Florida career just shy of 1,000 career points with 986, and dished out 544 career dimes which is second all-time in program history
- Scored double figures in 13 games – and 20-or-more points three times – which included a career-high 26-point, 10-assist performance against No. 9 Oregon (11/22/21)
- Notched three double-doubles on the year

## AS A JUNIOR AT USF (2020-21):

- Named the AAC's Most Improved Player and was chosen to the All-Conference Second Team
- One of just three players on the roster to start in every game

## THE PINZAN FILE...

- Previously played with club team Reyer Venezia SPA, in the top league in Italy.
- Rated a five-star recruit from both Blue Star Europe and Passion Hoops
- Five-time Italian national champion – 2012, 2013 Under 15, 2014 Under 17, 2015 Under 18 2016
- Has won multiple medals with Team Italy (bronze – 2016 European championship; silver – 2017 World Championship; gold – 2018)
- Daughter of Fabio Pinzan and Barbara Bonfà
- Has one older brother, Luca, who played in the C1 national league
- Committed to Maryland coaching staff on a Zoom, before she visited campus
- Started playing basketball very young since most of her family played
- Working on a post-graduate degree in sociology

## #12 PINZAN, Elisa

Opponent	Date	GS	MIN	Total		3-Pointers		Free throws		Rebounds		PF	A	TO	BLK	STL	PTS	AVG			
				FG-FGA	PCT	3FG-3FGA	PCT	FT-FTA	PCT	OFF	DEF	TOT	AVG								
at George Mason	11/07/2022	*	28:55	2-5	.400	1-3	.333	0-0	.000	0	2	2	2.0	1	3	1	0	4	5.0		
South Carolina	11/11/2022	*	24:00	1-3	.333	1-2	.500	0-0	.000	0	0	0	1.0	0	4	1	0	1	3.0		
Fordham	11/13/2022	*	28:16	1-4	.250	0-1	.000	0-0	.000	1	0	1	1.0	0	6	3	0	3	2.3		
Davidson	11/16/2022	*	22:11	2-5	.400	0-2	.000	0-0	.000	0	0	0	0.8	0	3	2	0	3	4.5		
at Baylor	11/20/2022	*	26:36	4-6	.667	1-1	1.000	0-0	.000	1	1	2	1.0	1	6	2	0	0	9.6		
vs DePaul	11/25/2022	*	19:44	3-6	.500	2-4	.500	0-0	.000	0	1	1	1.0	0	1	2	0	1	8.5		
vs Towson	11/26/2022	*	19:09	2-3	.667	1-2	.500	0-0	.000	0	1	1	1.0	0	1	1	0	1	5.1		
vs Pittsburgh	11/27/2022	*	19:15	1-3	.333	0-0	.000	0-0	.000	0	2	2	1.1	2	5	1	0	3	2.4		
at Notre Dame	12/01/2022	*	13:18	1-2	.500	0-1	.000	0-0	.000	0	1	1	1.1	0	2	0	0	2	4.4		
Nebraska	12/04/2022	*	12:22	0-1	.000	0-1	.000	0-0	.000	0	1	1	1.1	0	2	0	0	0	4.0		
at Purdue	12/08/2022	*	27:10	2-5	.400	1-2	.500	0-0	.000	0	0	0	1.0	1	5	2	0	3	5.1		
UConn	12/11/2022	*	20:20	1-4	.250	1-3	.333	0-0	.000	0	1	1	1.0	1	2	0	0	1	3.4		
at Purdue Fort Wayne	12/12/2022	*	22:25	2-3	.667	1-1	1.000	0-0	.000	0	3	3	1.2	1	6	0	0	1	5.1		
Minnesota	12/30/2022	*	23:18	2-3	.667	0-0	.000	0-0	.000	1	2	3	1.3	1	7	1	0	1	4.1		
at Rutgers	01/02/2023	*	23:36	2-3	.667	1-2	.500	0-0	.000	0	2	2	1.3	0	5	2	0	3	5.1		
Michigan St.	01/07/2023	*	15:13	0-3	.000	0-0	.000	0-0	.000	0	1	1	1.4	0	2	2	0	1	0.3		
at Indiana	01/12/2023	*	27:36	1-4	.250	0-1	.000	1-2	.500	0	3	3	1.5	1	2	1	1	0	3.8		
Rutgers	01/15/2023	*	15:54	2-3	.667	1-2	.500	0-0	.000	0	1	1	1.5	3	3	1	0	0	5.3		
at Wisconsin	01/19/2023	*	17:17	1-3	.333	0-0	.000	2-2	1.000	1	0	1	1.5	1	0	0	0	0	4.3		
at Nebraska	01/22/2023	*	12:54	1-3	.333	0-1	.000	0-0	.000	0	3	3	1.6	0	0	0	0	0	3.8		
Michigan	01/26/2023	*	16:28	0-1	.000	0-0	.000	0-0	.000	0	1	1	1.5	1	4	0	0	0	3.6		
Penn St.	01/30/2023	*	26:16	2-5	.400	0-3	.000	0-0	.000	0	1	1	1.5	0	5	1	0	1	4.3		
at Iowa	02/02/2023	*	17:03	2-6	.333	0-2	.000	0-0	.000	0	1	1	1.5	1	2	1	0	3	4.3		
Ohio St.	02/05/2023	*	16:56	1-2	.500	0-0	.000	0-0	.000	0	3	3	1.5	2	2	3	0	0	2.3		
at Northwestern	02/09/2023	*	22:26	3-7	.429	1-2	.500	0-0	.000	1	3	4	1.6	0	4	1	0	1	7.3		
Totals			25	518:39	39-93	.419	12-36	.333	3-4	.750	7	34	41	1.6	18	80	30	1	31	93	3.7

## Player Averages

Games Played	Minutes/game	Points/game	FG Pct	3FG Pct	FT Pct	Rebounds/game	Assists/game	Turnovers/game	Assist/Turnover ratio	Steals/game	Blocks/game
25	20.7	3.7	41.9	33.3	75.0	1.6	3.2	1.2	2.7	1.2	0.0

## SEASON/CAREER HIGHS

	SEASON	CAREER HIGHS
POINTS	9 at #17 Baylor (11/20/22)	26 vs. Oregon (11/22/21)
REBOUNDS	4 at Northwestern (2/9/23)	11 vs. Mississippi State (12/5/20)
FG MADE	4 at #17 Baylor (11/20/22)	8 (2x) last vs. Wichita State (2/22/22)
FG ATT.	7 at Northwestern (2/9/23)	20 vs. UConn (2/16/20)
3 FG MADE	2 vs. DePaul (11/25/22)	7 vs. UCF (1/19/20)
3 FG ATT.	4 vs. DePaul (11/25/22)	12 vs. UCF (1/19/20)
FT MADE	2 at Wisconsin (1/19/23)	9 at VCU (12/12/21)
FT ATT.	2 (2x), last at Wisconsin (1/19/23)	10 at VCU (12/12/21)
ASSISTS	7 vs. Minnesota (12/30/22)	14 vs. Houston (1/9/21)
BLOCKS		1 (2x) last vs. Wichita State (2/22/22)
STEALS	4 at George Mason (11/7/22)	6 (2x) last vs. Tulsa (2/13/21)
MINUTES	29 at George Mason (11/7/22)	45 vs. Cincinnati (2/17/21)

## MISCELLANEOUS STATS

Category	Season	Career	Last Time
Double-Figure Scoring		27	19 vs. Miami (3/18/22)
5-plus Assists	8	64	5 vs. Penn State (1/30/23)
10-plus Assists		5	10 at SMU (1/26/22)
Double-Doubles		4	10 pts, 10 asts at SMU (1/26/22)

				Field Goals		3-Point		F-Throws		Rebounds				Scoring						
SEASON	TEAM	GP-GS	MIN/AVG	FG-FGA	FG%	3FG-3FGA	3FG%	FT-FTA	FT%	OFF	DEF	TOT	AVG	PF-FO	A	TO	BLK	STL	PTS	AVG
2018-19	USF	31-15	762/24.6	40-153	.261	23-95	.242	36-44	.818	4	56	60	1.9	41-0	103	74	0	26	139	4.5
2019-20	USF	27-24	874/32.4	83-234	.355	48-132	.364	30-37	.811	6	72	78	2.9	21-1	121	83	1	28	244	9.0
2020-21	USF	23-23	815/35.5	75-237	.316	33-120	.275	53-64	.828	7	68	75	3.3	26-0	149	49	1	41	236	10.3
2021-22	USF	32-32	1097/34.3	93-250	.372	46-142	.324	65-81	.802	7	105	112	3.5	36-0	171	76	0	37	297	9.3
2022-23	MD	25-25	519/20.7	39-93	.419	12-36	.333	3-4	.750	7	34	41	1.6	18-0	80	30	1	31	93	3.7
<b>TOTAL FOR MD</b>		<b>25-25</b>	<b>519/20.7</b>	<b>39-93</b>	<b>.419</b>	<b>12-36</b>	<b>.333</b>	<b>3-4</b>	<b>.750</b>	<b>7</b>	<b>34</b>	<b>41</b>	<b>1.6</b>	<b>18-0</b>	<b>80</b>	<b>30</b>	<b>1</b>	<b>31</b>	<b>93</b>	<b>3.7</b>
<b>TOTAL</b>		<b>138-119</b>	<b>4067/29.5</b>	<b>330-967</b>	<b>.341</b>	<b>162-525</b>	<b>.309</b>	<b>187-230</b>	<b>.813</b>	<b>31</b>	<b>335</b>	<b>366</b>	<b>2.7</b>	<b>142-1</b>	<b>624</b>	<b>312</b>	<b>3</b>	<b>163</b>	<b>1009</b>	<b>7.3</b>



# #13 FAITH MASONIUS

GUARD/FORWARD • 6-1 • SR • 3V • BELMAR, NJ (MANASQUAN)

FAITHMASONIUS / FMASONIUS



## AS A SENIOR (2022-23):

- Voted team co-captain
- Started in every game of the season so far
- Named to Fort Myers Tip-Off All-Tournament Team after averaging 10.3 points, 6.7 rebounds and 62% from the field in three games
- Added a double-double with 12 points, 10 rebounds vs. DePaul

## AS A JUNIOR (2021-22):

- Saw action in 9 games.
- Scored nine points to go alongside three rebounds and a steal against #1 South Carolina (12/12)
- Tore left ACL in matchup at No. 8 Indiana (1/2/22)

## AS A SOPHOMORE (2020-21):

- Academic All-Big Ten honoree
- Scored in double figures in 10 games with 2 double-doubles
- Scored a career-high 16 points, with 7-of-8 made field goals, 5 rebounds, 2 assists and 2 steals in a win over Alabama to advance to the Sweet 16 (3/24/21)

## THE MASONIUS FILE...

- Ranked the No. 25 overall player by Blue Star, No. 49 overall player and No. 10 overall wing by ESPN
- Averaged 20.4 points, 11.5 rebounds and four assists as a senior and also tallied 20 double-doubles in 29 games
- Hit 2,000 career points as a senior
- Named NJ.com First Team All-State, USA Second Team All-New Jersey and First Team All-Group 2 in 2019
- Earned NJ.com Third Team All-State honors as a sophomore in 2017
- 2018 NJ Tournament of Champions Champion and runner-up in 2016 and 2017
- NJSIAA Group 2 Champions in 2016, 2017, 2018
- Parents are TJ and Ellen Masonius
- One of 10 kids - siblings are Iggy, Grace, Ellie, Joe, Addie, Mike, Christian, Hope and Ambrose
- Mom played basketball at Saint Joseph's and dad played rugby and lacrosse at Mount St. Mary's
- Wants to be a college coach one day
- Sociology major

### #13 MASONIUS, Faith

Opponent	Date	GS	MIN	Total		3-Pointers		Free throws		Rebounds			PF	A	TO	BLK	STL	PTS	AVG		
				FG-FGA	PCT	3FG-3FGA	PCT	FT-FTA	PCT	OFF	DEF	TOT								AVG	
at George Mason	11/07/2022	*	14:34	1-3	.333	0-0	.000	0-0	.000	2	1	3	3.0	4	1	0	0	2	2.0		
South Carolina	11/11/2022	*	28:13	1-4	.250	0-1	.000	1-2	.500	1	4	5	4.0	4	1	4	0	3	2.5		
Fordham	11/13/2022	*	25:51	5-9	.556	1-2	.500	1-2	.500	3	2	5	4.3	1	3	2	0	12	5.7		
Davidson	11/16/2022	*	24:49	5-6	.833	0-1	.000	2-2	1.000	1	3	4	4.3	2	2	3	0	1	12	7.3	
at Baylor	11/20/2022	*	39:09	3-8	.375	0-1	.000	2-2	1.000	4	4	8	5.0	3	1	1	0	8	7.4		
vs DePaul	11/25/2022	*	30:46	5-8	.625	0-0	.000	2-3	.667	3	7	10	5.8	3	1	1	0	1	12	8.2	
vs Towson	11/26/2022	*	31:57	6-10	.600	2-3	.667	0-0	.000	2	4	6	5.9	1	3	2	0	0	14	9.0	
vs Pittsburgh	11/27/2022	*	23:32	2-3	.667	0-0	.000	1-1	1.000	0	4	4	5.6	1	2	0	0	0	5	8.5	
at Notre Dame	12/01/2022	*	31:53	1-5	.200	0-2	.000	0-0	.000	2	2	4	5.4	4	1	1	0	3	2	7.8	
Nebraska	12/04/2022	*	33:03	4-6	.667	0-0	.000	1-1	1.000	2	2	4	5.3	2	3	3	0	0	9	7.9	
at Purdue	12/08/2022	*	33:35	2-8	.250	0-0	.000	1-1	1.000	5	5	10	5.7	3	0	4	0	2	5	7.6	
UConn	12/11/2022	*	24:21	2-4	.500	0-0	.000	2-2	1.000	1	0	1	5.3	5	1	1	0	1	6	7.5	
at Purdue Fort Wayne	12/21/2022	*	14:30	1-5	.200	0-0	.000	0-1	.000	1	2	3	5.2	1	0	1	1	4	2	7.1	
Minnesota	12/30/2022	*	15:55	2-6	.333	0-1	.000	2-5	.400	0	2	2	4.9	1	0	1	0	1	0	6	7.0
at Rutgers	01/02/2023	*	29:44	3-5	.600	0-1	.000	2-2	1.000	2	1	3	4.8	3	4	1	0	1	8	7.1	
Michigan St.	01/07/2023	*	28:48	4-6	.667	0-0	.000	4-4	1.000	0	3	3	4.7	3	3	0	1	2	12	7.4	
at Indiana	01/12/2023	*	24:52	2-3	.667	0-0	.000	0-2	.000	0	2	2	4.5	4	1	1	0	1	4	7.2	
Rutgers	01/15/2023	*	30:27	1-7	.143	0-0	.000	0-0	.000	4	2	6	4.6	2	1	1	0	1	2	6.9	
at Wisconsin	01/19/2023	*	29:56	4-8	.500	1-2	.500	2-2	1.000	2	4	6	4.7	3	3	1	1	0	11	7.1	
at Nebraska	01/22/2023	*	26:45	2-8	.250	1-2	.500	2-2	1.000	2	5	7	4.8	1	1	1	0	2	7	7.1	
Michigan	01/26/2023	*	37:34	2-9	.222	2-2	1.000	0-0	.000	4	2	6	4.9	3	4	4	0	2	6	7.0	
Penn St.	01/30/2023	*	20:07	2-3	.667	0-0	.000	0-0	.000	1	0	1	4.7	0	2	1	0	0	4	6.9	
at Iowa	02/02/2023	*	36:07	3-6	.500	0-0	.000	0-0	.000	5	4	9	4.9	4	5	4	0	4	6	6.9	
Ohio St.	02/05/2023	*	21:12	1-2	.500	0-0	.000	0-0	.000	1	4	5	4.9	3	3	0	1	1	2	6.7	
at Northwestern	02/09/2023	*	27:48	1-5	.200	0-1	.000	2-4	.500	3	6	9	5.0	2	1	1	0	2	4	6.6	
Totals			25	685:27	65-147	.442	7-19	.368	27-38	.711	51	75	126	5.0	63	47	39	5	31	164	6.6

### Player Averages

Games Played	Minutes/game	Points/game	FG Pct	3FG Pct	FT Pct	Rebounds/game	Assists/game	Turnovers/game	Assist/Turnover ratio	Steals/game	Blocks/game
25	27.4	6.6	44.2	36.8	71.1	5.0	1.9	1.6	1.2	1.2	0.2

## SEASON/CAREER HIGHS

	SEASON	CAREER HIGHS
POINTS	14 vs. Towson (11/26/22)	16 vs. Alabama <sup>AA</sup> (3/24/21)
REBOUNDS	10 (2x), last at Purdue (12/8/22)	12 vs. JMU (12/19/20)
FG MADE	6 vs. Towson (11/26/22)	7 vs. Alabama <sup>AA</sup> (3/24/21)
FG ATT.	10 vs. Towson (11/26/22)	11 vs. JMU (12/19/20)
3 FG MADE	2 (2x), last vs. #13 Michigan (1/26/23)	2 (2x), last vs. #13 Michigan (1/26/23)
3 FG ATT.	3 vs. Towson (11/26/22)	3 (2x), last vs. Towson (11/26/22)
FT MADE	4 vs. Michigan State (1/7/23)	4 (7X) last vs. Michigan State (1/7/23)
FT ATT.	5 vs. Minnesota (12/30/22)	6 (2X) last vs. #22 Northwestern (1/26/20)
ASSISTS	5 at #6 Iowa (2/2/23)	8 vs. Minnesota (2/20/21)
BLOCKS	1 (4x), last at Wisconsin (1/19/23)	3 at Rutgers (12/5/21)
STEALS	4 (2x), last at #6 Iowa (2/2/23)	5 (2X) last at Purdue (2/25/21)
MINUTES	39 at #17 Baylor (11/20/22)	39 at #17 Baylor (11/20/22)

## MISCELLANEOUS STATS

Category	Season	Career	Last Time
Double-Figure Scoring	6	18	11 at Wisconsin (1/19/23)
Double-Doubles	1	3	12 pts, 10 rebs vs. DePaul (11/25/22)

				Field Goals		3-Point		F-Throws		Rebounds									Scoring	
SEASON	TEAM	GP-GS	MIN/AVG	FG-FGA	FG%	3FG-3FGA	3FG%	FT-FTA	FT%	OFF	DEF	TOT	AVG	PF-FO	A	TO	BLK	STL	PTS	AVG
2019-20	MD	32-0	422/13.2	45-107	.421	3-13	.231	27-36	.750	42	50	92	2.9	54-0	42	30	7	26	120	3.8
2020-21	MD	29-1	611/21.1	82-150	.547	4-15	.267	28-33	.848	68	76	144	5.0	56-0	64	34	3	35	196	6.8
2021-22	MD	9-0	198/22.0	26-43	.605	0-4	.000	6-7	.857	18	32	50	5.6	19-0	13	17	8	8	58	6.4
2022-23	MD	25-25	685/27.4	65-147	.442	7-19	.368	27-38	.711	51	75	126	5.0	63-1	47	39	5	31	164	6.6
TOTAL		95-26	1916/20.2	218-447	.488	14-51	.275	88-114	.772	179	233	412	4.3	192-1	166	120	23	100	538	5.7





# #14 ALLIE KUBEK

FORWARD • 6-2 • JR • 2V • ELKTON, MD (SANFORD SCHOOL/TOWSON)

📷 ALLIEKUBEK / 🐦 ALLIEKUBEK

## AT MARYLAND (2022-23):

- Suffered torn ACL in preseason

## AS A SOPHOMORE AT TOWSON (2021-22):

- All-CAA Third Team
- Preseason WNIT All-Tournament Team
- 2X CAA Player of the Week (Dec. 13, Jan. 17)

## AS A FRESHMAN AT TOWSON (2020-21):

- All-CAA Rookie Team
- First freshman to start every regular season game since 2006-07 season
- Named CAA Rookie of the Week (12/7)

## THE KUBEK FILE...

- Played forward/center for head coach Marcus Thompson and the Lady Warriors
- Named 2020 Delaware Gatorade Player of the Year, 2020 Delaware DSCBA Player of the Year
- Helped her team win the 2019 Delaware State Championship
- Averaged 20.2 points per game her senior year and reached 1,000 points
- In the 2019-20 season also averaged 9.8 rebounds, 3.7 steals, 1.8 blocks per game
- Helped her team to a 20-1 record her senior season
- Won the 2019 Nike EYBL Indianapolis Championship
- In high school she received All-State team accolades four years running, and was also named the Delaware State Player of the Year
- Named First Team Independent Conference Basketball four times
- Earned academic honor roll all four years
- Played soccer and volleyball her freshman year
- Played for the AAU Team the Philly Belles
- Daughter of Jessie and Michael KubeK
- Has an older sister, Sophie
- Nickname is Gator (Alligator)
- Mom played volleyball at Salisbury University
- Wants to coach
- Roots for the Philadelphia 76ers
- Sociology major

### #0 KUBEK, Allie

Opponent	Date	GS	MIN	Total			3-Pointers		Free throws			Rebounds			PF	A	TO	BLK	STL	PTS	AVG
				FG	FGA	PCT	3FG	3FGA	PCT	FT	FTA	PCT	OFF	DEF							
Frostburg St.	11/09/2021	*	24:16	8-14	571	0-2	.000	1-2	.500	6	4	10	10.0	2	0	2	0	0	17	17.0	
vs Florida	11/12/2021	*	15:43	3-3	1.000	1-1	1.000	4-6	.667	0	0	0	5.0	4	0	0	0	1	11	14.0	
vs Wofford	11/14/2021	*	35:43	10-14	714	1-3	.333	4-8	.500	2	6	8	6.0	1	1	5	3	1	25	17.7	
at NC State	11/15/2021	*	18:11	3-9	.333	0-2	.000	1-1	1.000	2	0	2	5.0	3	0	0	1	1	7	15.0	
Millersville	11/23/2021	*	23:41	5-11	.455	0-2	.000	4-4	1.000	3	3	6	5.2	3	0	2	2	14	14.0		
Howard	11/27/2021	*	25:29	7-10	.700	0-1	.000	2-2	1.000	1	8	9	5.8	1	0	2	2	16	15.0		
Delaware St.	11/29/2021	*	23:45	8-13	.615	0-0	.000	0-1	.000	5	0	5	5.7	2	0	1	1	16	15.1		
at East Carolina	12/04/2021	*	38:31	6-9	.667	1-2	.500	4-5	.800	3	4	7	5.9	2	2	4	0	17	15.4		
at UMass Lowell	12/08/2021	*	37:03	7-12	.583	0-2	.000	2-5	.400	2	4	6	5.9	1	0	2	1	16	15.4		
at American	12/11/2021	*	21:24	7-10	.700	0-1	.000	4-4	1.000	3	1	4	5.7	4	1	2	2	18	15.7		
Elon	01/07/2022	*	35:17	4-11	.364	1-6	.167	3-6	.500	4	7	11	6.2	0	2	4	1	12	15.4		
William & Mary	01/09/2022	*	25:60	4-9	.444	4-7	.571	2-2	1.000	0	3	3	5.9	0	3	0	1	14	15.3		
at Princeton	01/12/2022	*	37:45	6-12	.500	3-4	.750	4-6	.667	2	6	8	6.1	1	0	1	0	19	15.5		
James Madison	01/16/2022	*	39:08	11-18	.611	3-4	.750	3-4	.750	4	4	8	6.2	0	0	3	1	28	16.4		
at Drexel	01/18/2022	*	34:11	3-11	.273	1-2	.500	6-6	1.000	1	2	3	6.0	2	4	2	1	13	16.2		
at Col. of Charleston	01/21/2022	*	28:35	4-9	.444	0-2	.000	1-1	1.000	3	5	8	6.1	2	4	2	1	15	16.0		
at UNCW	01/23/2022	*	29:06	6-12	.500	2-4	.500	7-12	.583	2	4	6	6.1	1	1	3	3	21	16.1		
Northeastern	01/28/2022	*	34:42	7-21	.333	2-7	.286	6-8	.750	7	4	11	6.4	1	0	4	2	22	16.4		
Hofstra	01/30/2022	*	21:22	4-9	.444	1-3	.333	1-2	.500	3	4	7	6.4	2	0	3	0	10	16.1		
at William & Mary	02/04/2022	*	23:42	2-8	.250	0-4	.000	2-3	.667	2	3	5	6.4	0	1	4	1	6	15.6		
at Elon	02/06/2022	*	11:00	1-2	.500	0-0	.000	1-2	.500	0	0	0	6.0	1	0	0	0	1	3.50		
Delaware	02/09/2022	*	40:00	8-11	.727	1-4	.250	3-4	.750	1	3	4	6.0	2	0	5	0	1	20	15.2	
at James Madison	02/13/2022	*	29:01	7-12	.583	1-3	.333	3-3	1.000	2	1	3	5.8	4	1	1	0	3	18	15.3	
UNCW	02/18/2022	*	35:43	5-13	.385	1-5	.200	7-14	.500	1	7	8	5.9	1	0	1	0	18	15.4		
Col. of Charleston	02/20/2022	*	33:29	7-14	.500	1-5	.200	4-6	.667	3	9	12	6.2	1	1	2	1	19	15.6		
at Hofstra	02/25/2022	*	20:13	6-10	.600	3-4	.750	3-4	.750	2	1	3	6.0	4	0	0	0	18	15.7		
at Northeastern	02/27/2022	*	33:10	2-7	.286	1-3	.333	0-2	.000	2	3	5	6.0	2	0	1	1	11	15.0		
Delaware	03/03/2022	*	13:43	1-4	.250	0-1	.000	0-0	.000	0	0	0	5.8	0	1	1	0	2	14.8		
Drexel	03/05/2022	*	23:20	3-6	.500	0-1	.000	6-10	.600	1	2	3	5.7	2	2	1	0	1	12	14.7	
vs Northeastern	03/11/2022	*	29:45	2-9	.222	1-3	.333	3-8	.375	3	5	8	5.8	1	2	0	2	0	8	14.5	
vs Delaware	03/12/2022	*	38:59	4-9	.444	3-7	.429	1-2	.500	4	6	10	5.9	1	2	3	1	12	14.4		
Old Dominion	03/18/2022	*	35:42	9-17	.529	0-2	.000	3-7	.429	8	8	16	6.2	0	2	1	0	21	14.6		
Totals			31	917:40	170-339	.501	32-97	.330	95-150	.633	82	117	199	6.2	51	28	62	29	33	467	14.6

### Player Averages

Games Played	Minutes/game	Points/game	FG Pct	3FG Pct	FT Pct	Rebounds/game	Assists/game	Turnovers/game	Assist/Turnover ratio	Steals/game	Blocks/game
32	28.7	14.6	50.1	33.0	63.3	6.2	0.9	1.9	0.5	1.0	0.9

## SEASON/CAREER HIGHS

SEASON	CAREER HIGHS
POINTS	28 vs. James Madison (1/16/22)
REBOUNDS	16 vs. Old Dominion (3/18/22)
FG MADE	11 vs. James Madison (1/16/22)
FG ATT.	21 vs. Northeastern (1/28/22)
3 FG MADE	4 vs. William & Mary (1/9/22)
3 FG ATT.	7 (2x), last vs. Northeastern (1/28/22)
FT MADE	7 (2x), last UNCW (2/18/22)
FT ATT.	14 vs. UNCW (2/18/22)
ASSISTS	4 (3x), last at C of Charleston (1/21/22)
BLOCKS	4 at C of Charleston (1/21/22)
STEALS	3 at UNCW (1/23/22)
MINUTES	43 vs. Hofstra (3/11/21)

## MISCELLANEOUS STATS

Category	Season	Career	Last Time
Double-Figure Scoring		33	21 vs. Old Dominion (3/18/22)
10-plus Rebounds		10	16 vs. Old Dominion (3/18/22)
Double-Doubles		9	21 pts, 16 rebs vs. Old Dominion (3/18/22)

				Field Goals		3-Point		F-Throws		Rebounds									Scoring	
SEASON	TEAM	GP-GS	MIN/AVG	FG-FGA	FG%	3FG-3FGA	3FG%	FT-FTA	FT%	OFF	DEF	TOT	AVG	PF-FO	A	TO	BLK	STL	PTS	AVG
2022-23	MD	19-0	135/7.1	13-49	.265	0-6	.000	22-33	.667	3	8	11	0.6	13-0	9	15	0	5	48	2.5
TOTAL		19-0	135/7.1	13-49	.265	0-6	.000	22-33	.667	3	8	11	0.6	13-0	9	15	0	5	48	2.5



# #15 MILA REYNOLDS

GUARD/FORWARD • 6-3 • FR • HS • SOUTH BEND, IN (SOUTH BEND WASHINGTON)

📷 MILAREYNOLDS15 / 🐦 15MILAREYNOLDS



## AS A FRESHMAN (2022-23):

- Made Maryland debut vs. George Mason and added 3 points with 1 rebound and an assist
- Added 2 buckets for 5 points, 3 boards vs. Pitt
- Added 5 points and 2 boards vs. Penn State

## THE REYNOLDS FILE...

- Ranked No. 60 in ESPN's recruiting rankings
- Accumulated 2,099 points on 46% shooting, 990 rebounds, 242 assists and 204 blocks in high school career
- Led team to Class 3A state championship as a senior, averaging 21.5 points to go with 8.1 rebounds per game
- Averaged 19 points and 9 rebounds a game as a junior in the 2020-21 season
- A four-star recruit and scored 1,496 career points heading into her senior season
- Helped her South Bend Washington squad to sectional, regional and semi state titles and the Indiana state high school game
- Named NIC (Northern Indiana Conference) MVP as a junior and to the First Team in all three seasons of her career
- Scored over 500 points in her sophomore campaign (2019-20)
- Burger King Most Outstanding Player of the Week
- Currently holds the South Bend Washington record for points in a game with 46
- Played for Michigan Crossover and Sports City U.
- Daughter of Steve and Marcy Reynolds
- Oldest of seven kids
- Siblings are Amiyah, Kira, Steven, Jordan, Aubrey and Tristan
- Both parents played overseas in Norway and Austria
- Dad was her high school coach
- Enjoys sketching, making jewelry, painting, reading and writing
- African American studies major

### #15 REYNOLDS, Mila

Opponent	Date	GS	MIN	Total FG-FGA	PCT	3FG-3FGA	PCT	FT-FTA	PCT	OFF	DEF	TOT	AVG	PF	A	TO	BLK	STL	PTS	AVG
at George Mason	11/07/2022		11:30	1-2	.500	0-1	.000	1-1	1.000	0	1	1	1.0	2	1	1	0	0	3	3.0
South Carolina	11/11/2022		03:10	0-0	.000	0-0	.000	0-0	.000	0	0	0	0.0	0	0	0	0	0	0	1.5
Fordham	11/13/2022		04:21	0-1	.000	0-0	.000	0-0	.000	0	1	1	0.7	1	0	1	0	1	0	1.0
Davidson	11/16/2022		04:46	1-2	.500	0-0	.000	0-0	.000	1	0	1	0.8	1	0	1	0	0	2	1.3
vs DePaul	11/25/2022		06:50	0-0	.000	0-0	.000	0-0	.000	1	2	3	1.2	1	1	0	0	0	0	1.0
vs Towson	11/26/2022		03:27	1-1	1.000	0-0	.000	0-0	.000	0	1	1	1.2	0	0	0	0	0	2	1.2
vs Pittsburgh	11/27/2022		11:54	2-3	.667	0-0	.000	1-1	1.000	0	3	3	1.4	1	0	1	1	5	1.7	
at Notre Dame	12/01/2022		02:32	0-1	.000	0-0	.000	0-0	.000	1	0	1	1.4	0	0	0	0	0	0	1.5
Nebraska	12/04/2022		03:47	0-1	.000	0-0	.000	0-0	.000	0	1	1	1.3	0	0	0	0	0	0	1.3
Minnesota	12/30/2022		09:46	1-2	.500	0-0	.000	0-1	.000	0	1	1	1.3	2	0	2	0	0	2	1.4
at Rutgers	01/02/2023		06:52	0-1	.000	0-0	.000	0-0	.000	0	1	1	1.3	1	0	0	0	0	0	1.3
Rutgers	01/15/2023		05:10	0-5	.000	0-0	.000	0-0	.000	1	0	1	1.3	1	0	0	0	0	0	1.2
at Wisconsin	01/19/2023		07:07	1-1	1.000	0-0	.000	2-2	1.000	0	0	0	1.2	1	0	0	0	0	4	1.4
at Nebraska	01/22/2023		07:06	0-1	.000	0-0	.000	0-0	.000	0	1	1	1.1	1	0	0	0	0	0	1.3
Penn St.	01/30/2023		09:17	2-5	.400	0-0	.000	1-1	1.000	2	0	2	1.2	1	0	1	0	0	5	1.5
Ohio St.	02/05/2023		02:06	0-1	.000	0-0	.000	0-0	.000	1	0	1	1.2	0	0	0	0	0	0	1.4
at Northwestern	02/09/2023		06:28	0-1	.000	0-1	.000	0-0	.000	0	0	0	1.1	0	2	0	0	0	0	1.4
Totals		0	106:10	9-28	.321	0-2	.000	5-6	.833	7	12	19	1.1	13	4	6	1	2	23	1.4

### Player Averages

Games Played	Minutes/game	Points/game	FG Pct	3FG Pct	FT Pct	Rebounds/game	Assists/game	Turnovers/game	Assist/Turnover ratio	Steals/game	Blocks/game
17	6.2	1.4	32.1	0.0	83.3	1.1	0.2	0.4	0.7	0.1	0.1

## SEASON/CAREER HIGHS

	SEASON	CAREER HIGHS
POINTS	5 (2x), last vs. Penn State (1/30/23)	5 (2x), last vs. Penn State (1/30/23)
REBOUNDS	3 (2x), last vs. Pitt (11/27/22)	3 (2x), last vs. Pitt (11/27/22)
FG MADE	2 (2x), last vs. Penn State (1/30/23)	2 (2x), last vs. Penn State (1/30/23)
FG ATT.	5 (2x), last vs. Penn State (1/30/23)	5 (2x), last vs. Penn State (1/30/23)
3 FG MADE		
3 FG ATT.	1 (2x), last at Northwestern (2/9/23)	1 (2x), last at Northwestern (2/9/23)
FT MADE	2 at Wisconsin (1/19/23)	2 at Wisconsin (1/19/23)
FT ATT.	2 at Wisconsin (1/19/23)	2 at Wisconsin (1/19/23)
ASSISTS	1 (2x), last vs. DePaul (11/25/22)	1 (2x), last vs. DePaul (11/25/22)
BLOCKS	1 vs. Pitt (11/27/22)	1 vs. Pitt (11/27/22)
STEALS	1 (3x), last vs. Pitt (11/27/22)	1 (3x), last vs. Pitt (11/27/22)
MINUTES	12 (2x), last vs. Pitt (11/27/22)	12 (2x), last vs. Pitt (11/27/22)

## MISCELLANEOUS STATS

Category	Season	Career	Last Time
Double-Figure Scoring			
10-plus Rebounds			
Double-Doubles			

				Field Goals		3-Point		F-Throws		Rebounds				Scoring						
SEASON	TEAM	GP-GS	MIN/AVG	FG-FGA	FG%	3FG-3FGA	3FG%	FT-FTA	FT%	OFF	DEF	TOT	AVG	PF-FO	A	TO	BLK	STL	PTS	AVG
2022-23	MD	17-0	106/6.2	9-28	.321	0-2	.000	5-6	.833	7	12	19	1.1	13-0	4	6	1	2	23	1.4
<b>TOTAL</b>		<b>17-0</b>	<b>106/6.2</b>	<b>9-28</b>	<b>.321</b>	<b>0-2</b>	<b>.000</b>	<b>5-6</b>	<b>.833</b>	<b>7</b>	<b>12</b>	<b>19</b>	<b>1.1</b>	<b>13-0</b>	<b>4</b>	<b>6</b>	<b>1</b>	<b>2</b>	<b>23</b>	<b>1.4</b>



# #21 EMMA CHARDON

FORWARD • 6-2 • SO • IV • GENEVA, SWITZERLAND (CEC ANDRÉ CHAVANNE)

EMMAACHARDON



## #21 CHARDON, Emma

Opponent	Date	GS	MIN	FG-FGA	PCT	3FG-3FGA	PCT	FT-FTA	PCT	Rebounds	PF	A	TO	BLK	STL	PTS	AVG
at George Mason	11/07/2022		04:19	0-0	.000	0-0	.000	0-0	.000	0	0	0	0	0	0	0	0.0
<b>Totals</b>		<b>0</b>	<b>04:19</b>	<b>0-0</b>	<b>.000</b>	<b>0-0</b>	<b>.000</b>	<b>0-0</b>	<b>.000</b>	<b>0</b>	<b>0</b>	<b>0</b>	<b>0</b>	<b>0</b>	<b>0</b>	<b>0</b>	<b>0.0</b>

## Player Averages

Games Played	Minutes/game	Points/game	FG Pct	3FG Pct	FT Pct	Rebounds/game	Assists/game	Turnovers/game	Assist/Turnover ratio	Steals/game	Blocks/game
1	4.3	0.0	0.0	0.0	0.0	0.0	0.0	0.0	0.0	0.0	0.0

## AS A SOPHOMORE (2022-23):

- Suffered torn meniscus in first game of the season

## AS A FRESHMAN (2021-22):

- Saw action in 17 games, scoring 16 points with 11 rebounds
- Shot 46% from the floor

## THE CHARDON FILE...

- On Swiss National Team since she was 15
- Played with Swiss National Team in FIBA U20 European Championship (Division B) in summer of 2022, where she averaged 25.6 minutes, 14.4 points, 55.3% from the floor
- Played with the Swiss National Team in FIBA Euro Challengers in the summer of 2021
- Averaged 18.4 points, 11.3 rebounds and shot 53.7 percent from the floor in the FIBA U-16 championships in 2016
- In 2019, she put up 15.8 points, 11.8 rebounds and shot 51.8 percent in the FIBA U-18 Championships
- Played for Geneve Basket, where as the team's starting small forward in 2019-20, averaged 11.8 points and 7.9 rebounds while leading the team in field goal percentage at 65.5 percent
- Participated in the NBA Academy Women's Program, an elite basketball development initiative that provides top high school-age prospects from outside the U.S. with a holistic approach to player development
- In April 2019, joined participants from Africa, Australia, China, India, and Mexico, in addition to select players from Canada and Europe, for a three-day minicamp at the 2019 NCAA Women's Final Four
- Parents are Christophe and Dieynaba Chardon
- One sibling, Yoan
- Letters & Sciences major

## SEASON/CAREER HIGHS

	SEASON	CAREER HIGHS
POINTS		4 (2x), last vs UNCW (11/18/21)
REBOUNDS		3 vs Penn State (1/6/22)
FG MADE		2 vs UNCW (11/18/21)
FG ATT.		4 vs Mount St. Mary's (11/16/21)
3 FG MADE		--
3 FG ATT.		1 vs Penn State (1/6/22)
FT MADE		2 vs Mount St. Mary's (11/16/21)
FT ATT.		3 vs Mount St. Mary's (11/16/21)
ASSISTS		1 vs UNCW (11/18/21)
BLOCKS		--
STEALS		1 (2x), last vs Wisconsin (2/9/22)
MINUTES	4 at George Mason (11/7/22)	14 (2x), last vs UNCW (11/18/21)

## MISCELLANEOUS STATS

Category	Season	Career	Last Time
Double-Figure Scoring			
10-plus Rebounds			
Double-Doubles			

				Field Goals		3-Point		F-Throws		Rebounds								Scoring		
SEASON	TEAM	GP-GS	MIN/AVG	FG-FGA	FG%	3FG-3FGA	3FG%	FT-FTA	FT%	OFF	DEF	TOT	AVG	PF-FO	A	TO	BLK	STL	PTS	AVG
2021-22	MD	17-0	81/4.8	6-13	.462	0-1	.000	4-7	.571	3	8	11	0.6	11-0	1	7	1	2	16	0.9
2022-23	MD	1-0	4/4.3	0-0	.000	0-0	.000	0-0	.000	0	0	0	0.0	0-0	0	0	0	0	0	0.0
TOTAL		18-0	85/4.7	6-13	.462	0-1	.000	4-7	.571	3	8	11	0.6	11-0	1	7	1	2	16	0.9





# #24 BRI McDANIEL

GUARD • 5-10 • FR • HS • CHICAGO, IL (KENWOOD ACADEMY)

📷 BRI.DOLL23X / 🐦 BRI\_DOLL23



## AS A FRESHMAN (2022-23):

- Has seen action in 23 games
- Scored 13 points with 7 boards in her first game as a Terp, a win at George Mason
- Hit buzzer beater three to end third quarter in win over Michigan State
- Nabbed big steal and score to end first half at Nebraska
- Scored career-high 14 points off 4 three-pointers with 4 steals and 3 boards in front of hometown crowd at Northwestern (2/9/23)

## THE McDANIEL FILE...

- Four star recruit that was ranked No. 42 in ESPN's class of 2022
- Blue Star All-American
- The top-ranked senior in the state of Illinois
- Chicago Public School First Team All-City selection
- Earned AP Illinois All-State First Team honors twice and Second Team honors once
- Runner-up for Illinois Ms. Basketball
- Averaged 16.0 points, 6.0 rebounds, 4.0 assists and 2.0 steals throughout her high school career
- In junior and senior season, earned the team's Most Valuable Player honor
- Played AAU for Chicago Hoops Express
- Four-year honor roll student
- Parents are Shamona and Adrian McDaniel
- Has three older siblings – Shadrian, Jalen and Anquinet
- Loves to cook and bake
- Wants to be a livestock veterinarian
- Letters & Sciences major

## #24 McDANIEL, Bri

Opponent	Date	GS	MIN	Total		3-Pointers		Free throws		Rebounds		PF	A	TO	BLK	STL	PTS	AVG			
				FG	PCT	3FG	PCT	FT	PCT	OFF	DEF	TOT	AVG								
at George Mason	11/07/2022		19:25	5-6	.833	2-3	.667	1-3	.333	2	5	7	7.0	2	1	2	0	13	13.0		
South Carolina	11/11/2022		13:13	0-6	.000	0-2	.000	2-2	1.000	0	1	1	4.0	2	0	0	0	2	7.5		
Fordham	11/13/2022		04:23	0-0	.000	0-0	.000	0-0	.000	0	1	1	3.0	1	0	0	0	5.0			
Davidson	11/16/2022		04:54	0-1	.000	0-1	.000	0-0	.000	0	0	0	2.3	0	1	2	0	3.8			
at Baylor	11/20/2022		06:22	0-1	.000	0-0	.000	0-0	.000	0	4	4	2.6	2	0	1	0	3.0			
vs DePaul	11/25/2022		14:06	0-6	.000	0-1	.000	0-0	.000	0	2	2	2.5	1	1	1	0	2.5			
vs Towson	11/26/2022		03:30	0-1	.000	0-0	.000	1-2	.500	2	2	4	2.7	0	0	1	0	2.3			
vs Pittsburgh	11/27/2022		07:16	0-0	.000	0-0	.000	0-0	.000	0	0	0	2.4	2	1	0	0	2.0			
at Notre Dame	12/01/2022		02:19	0-1	.000	0-0	.000	0-0	.000	0	0	0	2.1	0	0	0	0	1.8			
Nebraska	12/04/2022		05:48	0-2	.000	0-0	.000	0-0	.000	0	1	1	2.0	2	0	0	0	1.6			
at Purdue	12/08/2022		00:04	0-0	.000	0-0	.000	0-0	.000	0	0	0	1.8	0	0	0	0	1.5			
at Purdue Fort Wayne	12/21/2022		18:23	3-6	.500	0-0	.000	3-3	1.000	2	1	3	1.9	0	0	0	2	9.2			
Minnesota	12/30/2022		12:38	3-5	.600	0-0	.000	1-2	.500	2	2	4	2.1	2	0	0	0	7.2			
at Rutgers	01/02/2023		16:10	2-2	1.000	0-0	.000	2-3	.667	0	1	1	2.0	1	0	0	0	6.7			
Michigan St.	01/07/2023		07:10	2-3	.667	1-1	1.000	2-2	1.000	0	0	0	1.9	0	0	0	1	7.3			
at Indiana	01/12/2023		01:34	0-0	.000	0-0	.000	0-0	.000	0	0	0	1.8	0	0	0	0	2.8			
Rutgers	01/15/2023		03:23	0-0	.000	0-0	.000	0-0	.000	0	1	1	1.7	2	0	0	0	2.6			
at Wisconsin	01/19/2023		01:40	0-0	.000	0-0	.000	0-0	.000	0	0	0	1.6	0	1	0	0	2.5			
at Nebraska	01/22/2023		09:07	1-2	.500	0-0	.000	1-4	.250	0	1	1	1.6	2	0	1	3	2.5			
Michigan	01/26/2023		02:43	0-1	.000	0-0	.000	0-0	.000	0	1	1	1.6	0	0	0	0	2.4			
Penn St.	01/30/2023		19:12	3-4	.750	2-2	1.000	0-0	.000	2	2	4	1.7	2	2	2	0	8.7			
at Iowa	02/02/2023		08:55	0-1	.000	0-0	.000	0-0	.000	1	1	2	1.7	4	0	1	0	2.5			
Ohio St.	02/05/2023		07:03	1-2	.500	1-1	1.000	0-0	.000	0	0	0	1.6	0	0	0	1	3.6			
at Northwestern	02/09/2023		21:07	5-9	.556	4-6	.667	0-0	.000	1	2	3	1.7	1	1	0	4	14.3			
Totals			0	210:24	25-59	.424	10-17	.588	13-21	.619	12	28	40	1.7	26	8	14	1	13	73	3.0

## Player Averages

Games Played	Minutes/game	Points/game	FG Pct	3FG Pct	FT Pct	Rebounds/game	Assists/game	Turnovers/game	Assist/Turnover ratio	Steals/game	Blocks/game
24	8.8	3.0	42.4	58.8	61.9	1.7	0.3	0.6	0.6	0.5	0.0

## SEASON/CAREER HIGHS

	SEASON	CAREER HIGHS
POINTS	14 at Northwestern (2/9/23)	14 at Northwestern (2/9/23)
REBOUNDS	7 at George Mason (11/7/22)	7 at George Mason (11/7/22)
FG MADE	5 (2x), last at Northwestern (2/9/23)	5 (2x), last at Northwestern (2/9/23)
FG ATT.	9 at Northwestern (2/9/23)	9 at Northwestern (2/9/23)
3 FG MADE	4 at Northwestern (2/9/23)	4 at Northwestern (2/9/23)
3 FG ATT.	6 at Northwestern (2/9/23)	6 at Northwestern (2/9/23)
FT MADE	3 at PFW (12/21/22)	3 at PFW (12/21/22)
FT ATT.	4 at Nebraska (1/22/23)	4 at Nebraska (1/22/23)
ASSISTS	2 vs. Penn State (1/30/23)	2 vs. Penn State (1/30/23)
BLOCKS	1 at #6 Iowa (2/2/23)	1 at #6 Iowa (2/2/23)
STEALS	4 at Northwestern (2/9/23)	4 at Northwestern (2/9/23)
MINUTES	21 at Northwestern (2/9/23)	21 at Northwestern (2/9/23)

## MISCELLANEOUS STATS

Category	Season	Career	Last Time
Double-Figure Scoring	2	2	14 at Northwestern (2/9/23)
10-plus Rebounds			
Double-Doubles			

				Field Goals		3-Point		F-Throws		Rebounds								Scoring		
SEASON	TEAM	GP-GS	MIN/AVG	FG-FGA	FG%	3FG-3FGA	3FG%	FT-FTA	FT%	OFF	DEF	TOT	AVG	PF-FO	A	TO	BLK	STL	PTS	AVG
2022-23	MD	24-0	210/8.8	25-59	.424	10-17	.588	13-21	.619	12	28	40	1.7	26-0	8	14	1	13	73	3.0
TOTAL		24-0	210/8.8	25-59	.424	10-17	.588	13-21	.619	12	28	40	1.7	26-0	8	14	1	13	73	3.0

## SCORING

**A Player Scored 40 Points:** Brionna Jones (42) vs. Penn State, 1/11/2017

**A Player Scored 35 Points:** Kaila Charles (35) vs. Iowa, 3/10/2019

**A Player Scored 30 Points:** Diamond Miller (31) at Notre Dame, 12/1/2022

**A Player Scored 20 Points in a Half:** Ashley Owusu (22) vs. Stanford, 11/27/2021

**Two Players Scored 20 points in the Same Game:** Diamond Miller (29) and Abby Meyers (22) vs. #10 Ohio State, 2/5/23

**A Player Scored 20+ Points in 3 Consecutive Games:** Kaila Charles (March 8-10, 2019)

**A Player Scored 20+ Points in 4 Consecutive Games:** Brionna Jones (March 4-19, 2017)

**A Player Scored At Least 30 Points in Back-to-Back Games:** Shatori Walker-Kimbrough (Feb. 2-5, 2016)

**Same Two Players Scored 20 points in Back-to-Back Games:** Diamond Miller (23) and Ashley Owusu (24) vs. Delaware, 3/18/22 and Diamond Miller (24) and Ashley Owusu (20) vs. FGCU (3/20/2022)

**Three Players Scored 20 Points in the Same Game:** Diamond Miller (24), Angel Reese (21), Ashley Owusu (20) vs. FGCU, 3/20/2022

**Five Players Scored in Double Figures in a Game:** Diamond Miller (25), Shyanne Sellers (19), Lavender Briggs (15), Faith Masonius (12) and Abby Meyers (11) vs. Michigan State, 1/7/2023

**Six Players Scored in Double Figures in a Game:** Mimi Collins (18), Angel Reese (18), Ashley Owusu (16), Katie Benzan (14), Chloe Bibby (13) and Shyanne Sellers (12) vs. Mount St. Mary's, 11/16/2021

**Seven Players Scored in Double Figures in a Game:** Kaila Charles (18), Shakira Austin (18), Ashley Owusu (18), Stephanie Jones (17), Sara Vujacic (15), Taylor Mikesell (14), Faith Masonius (12) vs. Wagner, 11/5/2019

**A Player had 20 points and 20 Rebounds in the Same Game:** Brionna Jones (20 points, 20 rebounds) vs. Washington State, 11/26/2016

## FIELD GOAL SHOOTING

**Team shot 60 percent or better:** .618 (42-38) vs. Alabama, 3/24/2021 (NCAA Tournament Second Round)

## REBOUNDS

**A Player Had 15 Rebounds:** Angel Reese (16) vs. Indiana, 2/25/2022

**A Player Had 16 Rebounds:** Angel Reese (16) vs. Indiana, 2/25/2022

**A Player Had 17 Rebounds:** Mimi Collins (17) at Wisconsin, 1/17/2021

**A Player Had 18 Rebounds:** Shakira Austin (21) vs. Coppin State, 11/9/2018

**A Player Had 19 Rebounds:** Shakira Austin (21) vs. Coppin State, 11/9/2018

**A Player Had 20 Rebounds:** Shakira Austin (21) vs. Coppin State, 11/9/2018

**A Player Had 25 Rebounds:** Never

**Two Players Had Double-Figure Rebounds in the Same Game:** Diamond Miller (10) and Abby Meyers (10) at Baylor, 11/20/22

**Three Players Had Double-Figure Rebounds in the Same Game:** Faith Masonius (12), Mimi Collins (11), Chloe Bibby (10) vs. James Madison, 12/19/2020

## DOUBLE-DOUBLES/TRIPLE-DOUBLES

**A Player Had a Double/Double in Points and Rebounds:** Diamond Miller (29 points, 10 rebounds) vs. #10 Ohio State, 2/5/23

**A Player Had a Double/Double in Points and Assists:** Ashley Owusu (24 points, 12 assists) vs. Iowa, 2/23/2021

**Two Players Had Double/Doubles in Points and Rebounds in the Same Game:** Diamond Miller (32 points, 13 rebounds) and Abby Meyers (13 points, 10 rebounds) at Baylor, 11/20/22

**Three Players Had Double/Doubles in the Same Game:** Chloe Bibby (17 pts, 10 rebs), Faith Masonius (14 pts, 12 rebs) and Mimi Collins (14 pts, 11 rebs) vs. James Madison (12/19/2020)

**A Player Had Back-to-Back Double/Doubles:** Angel Reese (2), 2/25/2022 - 3/4/2022

**A Player Had 3 Double/Doubles in a Row:** Angel Reese (5), 12/12/2021 - 1/9/2022

**A Player Had 4 Double/Doubles in a Row:** Angel Reese (5), 12/12/2021 - 1/9/2022

**A Player Had 5 Double/Doubles in a Row:** Angel Reese (5), 12/12/2021 - 1/9/2022

**A Player Had 6 Double/Doubles in a Row:** Brionna Jones (10), 12/12/2016-1/22/17

**A Player Had 7 Double /Doubles in a Row:** Brionna Jones (10), 12/12/2016-1/22/17

**A Player Had 8 Double /Doubles in a Row:** Brionna Jones (10), 12/12/2016-1/22/17

**A Player Had 9 Double /Doubles in a Row:** Brionna Jones (10), 12/12/2016-1/22/17

**A Player Had 10 Double-Doubles in a Row:** Brionna Jones (10), 12/12/2016-1/22/17

## ALL-TIME TRIPLE-DOUBLES:

Alyssa Thomas vs. Florida State (22 pts, 12 rebs, 12 asts), 2/20/2014

Alyssa Thomas at Syracuse (11 points, 11 rebs, 11 asts), 2/2/2014

Alyssa Thomas vs. Wofford (18 pts, 12 rebs, 10 asts), 12/28/2013

Alyssa Thomas vs. Siena (12 pts, 13 rebs, 11 asts), 12/9/2013

Alyssa Thomas vs. Wake Forest (32 pts, 13 rebs, 10 asts), 3/8/2013

Alyssa Thomas vs. George Mason (11 pts, 12 rebs, 11 asts), 12/8/2012

Marissa Coleman vs. UCSB (15 pts, 14 rebs, 10 asts), 12/6/2006

## ASSISTS

**A Player Had 10 Assists in a Game:** Ashley Owusu (12) vs. Iowa, 2/23/2021

**A Player Had 11 Assists in a Game:** Ashley Owusu (12) vs. Iowa, 2/23/2021

**A Player Had 12 Assists in a Game:** Ashley Owusu (12) vs. Iowa, 2/23/2021

**A Player Had 13 Assists in a Game:** Destiny Slocum (13), vs. Illinois, 2/9/2017

## BLOCKS

**A Player Had 5 Blocks in a Game:** Shakira Austin (6) vs. UCLA, 3/25/2019

**A Player Had 6 Blocks in a Game:** Shakira Austin (6) vs. UCLA, 3/25/2019

**A Player Had 7 Blocks in a Game:** Shakira Austin (6) vs. UCLA, 3/25/2019

**A Player Had 8 Blocks in a Game:** Shakira Austin (6) vs. UCLA, 3/25/2019

## STEALS

**A Player Had 5 Steals in a Game:** Diamond Miller (5) vs. Michigan, 1/23/2023

**A Player Had 6 Steals in a Game:** Blair Watson (9) at Iowa, 1/9/2020

**A Player Had 7 Steals in a Game:** Blair Watson (9) at Iowa, 1/9/2020

**A Player Had 8 Steals in a Game:** Blair Watson (9) at Iowa, 1/9/2020

**A Player Had 9 Steals in a Game:** Blair Watson (9) at Iowa, 1/9/2020

## MISCELLANEOUS

**A Player Topped the Team in Scoring, Rebounding and Assists for a Game:** Diamond Miller (18 points, 9 rebounds, 7 assists) at Northwestern, 2/9/23

**A Player Hit a Buzzer Beater to Win a Game:** Shyanne Sellers hit a three-pointer at the buzzer to win at Purdue, 12/8/2022

**A Player Hit a Shot with <5 seconds left to Win a Game:** Shyanne Sellers hit a three-pointer at the buzzer to win at Purdue, 12/8/2022

**A Player Hit Last-Second Free Throws to Win a Game:** Stephanie Jones made 2 FTs at Purdue with 6 seconds remaining, 2/25/2019

**Player Played Every Minute of a Game:** Abby Meyers vs. UConn, 12/11/22

# TEAM

<b>Maryland Ranked No. 1 in AP Top-25:</b> Jan. 8, 2007
<b>Maryland Ranked No. 1 in Coaches Top-25:</b> Jan. 8, 2007
<b>Maryland Defeated A No. 1-Ranked Opponent:</b> April 2, 2006 - #3 Maryland 81, #1 North Carolina 70 (2006 NCAA Final Four)
<b>Maryland Defeated A Top-5 Ranked Opponent:</b> April 1, 2014 at KFC Yum! Center - #11 Maryland 76, #4 Louisville 73 (2014 NCAA Regional Final)
<b>Maryland Defeated A Top-10 Ranked Opponent:</b> February 5, 2023 at XFINITY Center - #8 Maryland 90, #10 Ohio State 54
<b>Maryland Defeated A Top-10 Ranked Opponent on the Road:</b> December 1, 2022 at Purcell Pavilion - #20 Maryland 74, #7 Notre Dame
<b>Maryland Defeated A Top-10 Ranked Opponent at Home:</b> February 5, 2023 at XFINITY Center - #8 Maryland 90, #10 Ohio State 54
<b>Maryland Defeated A Top-25 Ranked Opponent:</b> February 5, 2023 at XFINITY Center - Maryland 90, #10 Ohio State 54
<b>Maryland Defeated A Top-25 Ranked Opponent on the Road:</b> December 1, 2022 at Purcell Pavilion - #20 Maryland 74, #7 Notre Dame
<b>Maryland Defeated A Top-25 Ranked Opponent at Home:</b> February 5, 2023 at XFINITY Center - #8 Maryland 90, #10 Ohio State 54
<b>Maryland Defeated Back-to-Back Ranked Opponents at Home:</b> Feb 17, 2022 at XFINITY Center - No. 13 Maryland 77, No. 18 Ohio State 72 and Feb. 25, 2022 at XFINITY Center - No. 13 Maryland 67, No. 10 Indiana 64

<b>Last Overtime Game:</b> Jan. 2, 2022 - Indiana 70, Maryland 63
<b>Last Overtime Victory at Home:</b> Feb. 24, 2008 - Maryland 92, Florida State 84
<b>Last Overtime Victory on the Road:</b> Feb. 8, 2012 - Maryland 78, North Carolina 72
<b>Maryland Scored 100 Points or more:</b> Dec. 30, 2022 - Maryland 107, Minnesota 85
<b>Maryland Had A Run of 20 Points:</b> Nov. 12, 2021 - 20 pts - Maryland 88, Villanova 67
<b>Maryland Had A Run of 25 Points:</b> Nov. 13, 2013 - 29 pts - at Maryland 67, ACU 44
<b>Maryland Erased a 15-Point Deficit to Win:</b> at James Madison - trailed 60-41 with 9:55 left in the fourth quarter, Nov. 13, 2019
<b>Maryland Erased a 16-Point Deficit to Win:</b> at James Madison, Nov. 13, 2019
<b>Maryland Erased a 17-Point Deficit to Win:</b> at James Madison, Nov. 13, 2019
<b>Maryland Erased a 18-Point Deficit to Win:</b> at James Madison, Nov. 13, 2019
<b>Maryland Erased a 19-Point Deficit to Win:</b> at James Madison, Nov. 13, 2019
<i>Items in italics occurred in 2022-23</i>



## 2022-23 MISCELLANEOUS STATISTICS

### INDIVIDUAL

#### LED MARYLAND IN SCORING

(includes ties)	Overall	B1G
Diamond Miller	12	7
Abby Meyers	7	3
Shyanne Sellers	5	3
Brinae Alexander	1	1

#### LED MARYLAND IN REBOUNDING

	Overall	B1G
Diamond Miller	10	4
Shyanne Sellers	5	5
Abby Meyers	5	2
Faith Masonius	4	3
Brinae Alexander	2	
Lavender Briggs	2	1

#### LED MARYLAND IN ASSISTS

	Overall	B1G
Elisa Pinzan	9	3
Shyanne Sellers	8	6
Diamond Miller	7	4
Abby Meyers	4	3
Faith Masonius	4	4
Lavender Briggs	1	

#### LED MARYLAND IN BLOCKS

	Overall	B1G
Diamond Miller	14	5
Lavender Briggs	6	2
Shyanne Sellers	6	4
Abby Meyers	4	4
Faith Masonius	2	2
Elisa Pinzan	1	1
Bri McDaniel	1	1

#### LED MARYLAND IN STEALS

	Overall	B1G
Diamond Miller	10	8
Shyanne Sellers	6	2
Abby Meyers	5	3
Elisa Pinzan	3	1
Faith Masonius	4	1
Brinae Alexander	4	4
Bri McDaniel	2	2
Lavender Briggs	2	1
Gia Cooke	1	

**Double-figure scoring games** — Miller 23, Sellers 21, Meyers 20, Alexander 9, Masonius 6, Briggs 6, McDaniel 2, Cooke 1

**20-point scoring games** — Miller 9, Meyers 6, Sellers 4, Alexander-1

**30-point scoring games** — Miller 2

**Double-figure rebounding games** — Miller 4, Meyers 2, Masonius 2, Alexander 1, Sellers 1

**Double-figure assists games** —

#### DOUBLE-DOUBLES

Player	Statistics	Opponent
Faith Masonius	12 pts, 10 rebs	vs. DePaul, 11/25/22
Abby Meyers	13 pts, 10 rebs	at Baylor, 11/20/22
Abby Meyers	12 pts, 11 rebs	vs. Michigan, 1/26/23
Diamond Miller	22 pts, 13 rebs	vs. Fordham, 11/13/22
Diamond Miller	32 pts, 10 rebs	at Baylor, 11/20/22
Diamond Miller	31 pts, 12 rebs	at Notre Dame, 12/1/22
Diamond Miller	29 pts, 10 rebs	Ohio State, 2/5/23
Shyanne Sellers	20 pts, 11 rebs	at Nebraska, 1/23/23

### TERP TENDENCIES

Maryland's Record	Overall	Strk.	Last W/L
Overall Record	20-5	W2	at Iowa, 2/2/23
Home	9-2	W7	Nebraska, 12/4/22
Road	9-2	W1	at Iowa, 2/2/23
Neutral	2-1	W2	vs. DePaul, 11/25/22

Leading at the half	18-1	W11	Nebraska, 12/4/22
Trailing at the half	1-4	L2	at Purdue, 12/8/22
Tied at the half	1-0	W1	at Michigan, 2/20/22
Leading with 5:00 to play	20-0	W42	vs. Texas, 3/28/21
Trailing with 5:00 to play	0-5	L12	Miami (FL), 12/2/2

In overtime L1 vs. Wake Forest, 3/8/13

Shooting .500 or better	4-0	W73	at Ohio State, 2/8/16
Shooting .451 to .499	8-0	W12	at Ohio State, 1/20/22
Shooting .400 to .450	7-2	L1	Michigan, 1/26/23
Shooting below .400	1-3	W1	at Indiana, 1/12/23

Opp. shooting .500 or better	2-3	L2	UConn, 12/11/22
Opponent shooting .451 to .499	3-0	W3	vs. Stanford, 3/25/22
Opponent shooting .400 to .450	4-1	W4	South Carolina, 11/11/22
Opponent shooting below .400	11-1	W7	vs. DePaul, 11/25/22
Higher FG% than opponent	15-0	W54	vs. Missouri State, 11/28/20

Lower FG% than opponent 5-5 L1 at Nebraska, 1/22/23

More 3-point FGs 11-0 W19 at South Carolina, 12/12/22

Fewer 3-point FGs 8-4 L1 Michigan, 1/26/23

Making more free throws 16-2 W2 at Iowa, 2/2/23

Making fewer free throws 3-2 W2 Nebraska, 12/4/22

Outrebounding opponent 12-1 W2 at Iowa, 2/2/23

Outrebounded by opponent 8-4 W3 at Indiana, 1/12/23

More turnovers than opponent 2-0 W4 at Ohio State, 1/20/22

Fewer turnovers than opponent 17-4 W2 at Iowa, 2/2/23

Scoring more bench points 15-3 W10 Nebraska, 12/4/22

Scoring fewer bench points 4-2 L1 at Nebraska, 1/22/23

Maryland's Record	Overall	Strk.	Last W/L
Games decided by 3 or less	2-0	W4	vs. Texas, 3/28/21
Games decided by 4 to 8	4-1	W1	at Indiana, 1/12/23
Games decided by 9 to 12	3-1	W3	vs. DePaul, 11/25/22
Games decided by 13 to 19	3-1	L1	at Nebraska, 1/22/23
Games decided by 20 or more	8-2	W6	Nebraska, 12/4/22

vs. Top-10 opponent 3-3 W1 at Iowa, 2/2/23

vs. Top-25 opponent 5-3 W1 at Iowa, 2/2/23

vs. Unranked opponent 15-2 W10 Nebraska, 12/4/22

Player scores 30+ points 2-0 W2 Stanford, 11/27/21

Player scores 20+ points 15-3 W1 at Iowa, 2/2/23

Terps score under 60 points 0-1 L8 at Purdue, 2/25/19

Terps score 60-69 points 1-3 W1 at Indiana, 1/12/23

Terps score 70-79 points 8-0 W14 vs. Missouri State, 11/28/20

Terps score 80-89 points 8-1 L1 Penn State, 1/30/23

Terps score 90-99 points 2-0 W95 vs. Virginia, 3/8/93

Terps score 80+ points 7-1 W1 at Iowa, 2/2/23

Terps score 90+ points 3-0 W146 vs. Virginia, 3/8/93

Terps score 100+ points 1-0 W47 Virginia, 3/8/93

Opp. player scores 30+ points 0-1 L1 Delaware, 3/18/22

Opp. player scores 20+ points 11-3 W1 at Iowa, 2/2/23

Opponents score <60 points 7-0 W131 at St. Joe's, 11/17/12

Opponents score 60-69 points 6-1 W3 at Indiana, 1/12/23

Opponents score 70-79 points 5-1 W4 vs. DePaul, 11/25/22

Opponents score 80-89 points 2-1 W2 South Carolina, 11/11/22

Opponents score 90-99 points 0-2 L3 Iowa, 2/23/21

Opponents score 100+ points L4

In November 6-2 W2 vs. DePaul, 11/25/22

In December 5-1 W4 Nebraska, 12/4/22

In January 7-1 W5 at Indiana, 1/12/23

In February 2-1 W2 at Iowa, 2/2/23

In March L1 FGCU, 3/20/22

**Note:** Last W/L column identifies the last time the opposite result in the streak happened. For example, if Maryland had a winning streak of 5 games, its last loss would be in the W/L column.

### MARYLAND'S LARGEST (IN 2022-23)

#### LEAD

**Overall:** 39 (4th-2:05 at Purdue Fort Wayne, 12/21/22; 4th-3:44 vs. #10 Ohio State, 2/5/23)

**B1G:** 39 (4th-3:44 vs. #10 Ohio State, 2/5/23)

#### DEFICIT

**Overall:** 27 (4th-5:29 vs. #1 South Carolina, 11/11/22)

**B1G:** 23 (4th-0:23 vs. Nebraska, 12/4/22)

#### MARGIN OF VICTORY

**Overall:** 37 at George Mason, 11/7/22; at PFW, 12/21/22

**B1G:** 36 vs. #10 Ohio State, 2/5/23

#### MARGIN OF DEFEAT

**Overall:** 25 vs. #1 South Carolina, 11/11/22

**B1G:** 23 vs. Nebraska, 12/4/22

#### HALFTIME LEAD

**Overall:** 22 at George Mason, 11/7/22

**B1G:** 23 at Nebraska, 1/22/23; vs. Penn State, 1/30/23

#### HALFTIME DEFICIT

**Overall:** 18 at #6 Iowa, 2/2/23

**B1G:** 18 at #6 Iowa, 2/2/23

#### MOST POINTS SCORED IN A QUARTER

**Overall:** 36 (3rd - vs. Pitt, 11/27/22)

#### FEWEST POINTS SCORED IN A QUARTER

**Overall:** 7 (2nd - at #6 Indiana, 1/12/23)

#### MOST POINTS ALLOWED IN A QUARTER

**Overall:** 34 (4th - vs. Michigan State, 1/7/23)

#### FEWEST POINTS ALLOWED IN A QUARTER

**Overall:** 2 (2nd - at Northwestern, 2/9/23)

#### HOME CROWD

**Overall:** 12,566 vs. #6 UConn, 12/11/22

**B1G:** 11,167 vs. #10 Ohio State, 2/5/23

#### ROAD CROWD

**Overall:** 10,671 at #6 Iowa, 2/2/23

**B1G:** 10,671 at #6 Iowa, 2/2/23

#### NEUTRAL CROWD

**Overall:** 365 vs. Towson, 11/26/22

## CAREER RECORDS

## POINTS

1.	2,356	Alyssa Thomas (2011-14)
2.	2,247	Crystal Langhorne (2005-08)
3.	2,205	Marissa Coleman (2006-09)
4.	2,156	Shatori Walker-Kimbrough (2014-17)
5.	2,078	Kristi Toliver (2006-09)
6.	1,984	Kaila Charles (2017-20)
7.	1,928	Brionna Jones (2014-17)
	1,928	Vicky Bullett (1986-89)
9.	1,878	Shay Doron (2004-07)
10.	1,679	Christy Winters (1987-90)
11.	1,630	Marcia Richardson (1979-84)
12.	1,621	Lynetta Kizer (2008-12)
13.	1,601	Jessie Hicks (1990-93)
14.	1,595	Tianna Hawkins (2010-13)
15.	1,541	Deanna Tate (1986-89)
16.	1,512	Deedee Warley (1999-02)
17.	<b>1,500</b>	<b>DIAMOND MILLER (2020-pres.)</b>
18.	1,450	Marche Strickland (1999-02)
19.	1,425	Kris Kirchner (1978-80)
20.	1,423	Myra Waters (1979-82)
21.	1,407	Laura Harper (2005-08)
22.	1,396	Jasmina Perazic (2010-83)
23.	1,379	Laurin Mincy (2011-15)
24.	1,372	Chequita Wood (1983-86)
25.	1,350	Tara Heiss (1975-78)
26.	1,349	Stephanie Cross (1995-98)
27.	1,302	Stephanie Jones (2017-20)
28.	1,291	Lisa Brown (1985-88)
29.	1,286	Ashley Owusu (2020-22)
30.	1,284	Belinda Pearman (1981-84)
31.	1,218	Bonnie Rimkus (1991-94)
32.	1,189	Debbie Lytle (1980-83)
33.	1,163	Renneika Razor (2000-03)
34.	1,113	Jane Zivalich (1976-79)
35.	1,052	Carla Holmes (1988-91)
36.	1,048	Brene Moseley (2012, 14-16)

## REBOUNDS

1.	1,235	Alyssa Thomas (2011-14)
2.	1,229	Crystal Langhorne (2005-08)
3.	1,209	Brionna Jones (2014-17)
4.	1,139	Marissa Coleman (2006-09)
5.	1,086	Tianna Hawkins (2010-13)
6.	968	Vicky Bullett (1986-89)
7.	958	Lynetta Kizer (2009-12)
8.	936	Kris Kirchner (1978-80)
9.	930	Kaila Charles (2017-20)
10.	873	Laura Harper (2005-08)
11.	816	Alicia DeVaughn (2011-14)
12.	782	Myra Waters (1979-82)
13.	723	Christy Winters (1987-90)
14.	716	Stephanie Cross (1995-98)
15.	703	Jessie Hicks (1990-93)
	703	Chequita Wood (1983-86)
17.	693	Stephanie Jones (2017-20)
18.	690	Deedee Warley (1999-02)
19.	681	Subrena Rivers (1986-90)
20.	672	Bonnie Rimkus (1991-94)
21.	668	Debbie Lytle (1980-83)
22.	634	Shatori Walker-Kimbrough (2014-17)
23.	609	Jade Perry (2005-08)

## ASSISTS (300 OR MORE)

1.	751	Kristi Toliver (2006-09)
2.	583	Debbie Lytle (1980-83)
3.	504	Tara Heiss (1975-78)
4.	500	Deanna Tate (1986-89)

5.	488	Alyssa Thomas (2010-14)
6.	486	Anjale Barrett (2008-12)
7.	453	Marissa Coleman (2006-09)
8.	444	Ashley Owusu (2020-22)
9.	443	Brene Moseley (2012, 14-16)
10.	439	Carla Holmes (1988-91)
11.	416	Anesia Smith (2002-05)
12.	411	Shay Doron (2004-07)
13.	406	Subrena Rivers (1986-90)
14.	402	Marcia Richardson (1982-84)
15.	383	Lisa Brown (1985-88)
16.	381	Tiffany Brown (1997-00)
17.	374	Shatori Walker-Kimbrough (2014-17)
18.	373	Channise Lewis (2017-21)
19.	371	Sonia Chase (1995-98)
20.	364	Vicki Brick (2000, 02-04)
21.	354	Terri Daniels (2000-03)

## STEALS

1.	315	Debbie Lytle (1980-83)
2.	309	Sonia Chase (1995-98)
3.	293	Deanna Tate (1986-89)
4.	266	Renneika Razor (2000-03)
5.	241	Myra Waters (1979-82)
6.	238	Alyssa Thomas (2010-14)
7.	236	Chequita Wood (1983-86)
8.	232	Shatori Walker-Kimbrough (2014-17)
9.	225	Vicki Brick (2000, 02-04)
10.	223	Shay Doron (2004-07)
11.	220	Vicky Bullett (1986-89)
12.	212	Lisa Brown (1985-88)
13.	209	Blair Watson (2017-20)
14.	205	Marissa Coleman (2006-09)
15.	191	Kaila Charles (2017-20)
16.	190	Tiffany Brown (1997-00)
17.	188	Stephanie Cross (1995-98)
18.	182	Marcia Richardson (1981-84)
19.	172	Anesia Smith (2002-05)

## BLOCKS

1.	198	Laura Harper (2005-08)
2.	186	Kris Kirchner (1978-80)
3.	170	Vicky Bullett (1986-89)
4.	164	Brionna Jones (2014-17)
5.	141	Marissa Coleman (2006-09)
6.	137	Jessie Hicks (1990-93)
7.	130	Shakira Austin (2019-20)
8.	129	Alicia DeVaughn (2010-14)
9.	117	Tianna Hawkins (2009-13)
10.	<b>99</b>	<b>DIAMOND MILLER (2020-pres.)</b>
11.	97	Kaila Charles (2017-20)
	97	Krystal Kimrey (1977-80)
13.	95	Brianna Fraser (2016-19)
14.	91	Shatori Walker-Kimbrough (2014-17)
	91	Christy Winters (1987-90)
16.	86	Chequita Wood (1983-86)
17.	79	Diandra Tchatchouang (2009-11)
18.	78	Stephanie Jones (2016-20)
	78	Malina Howard (2013-16)
20.	75	Lynetta Kizer (2008-12)
21.	74	Debbie Lytle (1980-83)
22.	71	Crystal Washington (2001-04)
	71	Rosita Melbourne (1999-02)
24.	66	Myra Waters (1979-82)
25.	65	Carolyn Dehn-Duhr (1985-87)
26.	62	Bonnie Rimkus (1991-94)
27.	59	Blair Watson (2017-20)
28.	55	Angel Reese (2021-22)
	55	Deedee Warley (1999-02)

## FIELD GOAL PERCENTAGE

in. 500 attempts/ 2 years		
1.	.662	Crystal Langhorne (2005-08)
2.	.650*	Brionna Jones (2014-17)
3.	.594	Stephanie Jones (2016-20)
4.	.588	Jessie Hicks (1990-93)
5.	.574	Tianna Hawkins (2009-13)
6.	.571	Kalisa Davis (1995-98)
7.	.568	Dafne Lee (1989-92)
8.	.565	Laura Harper (2005-08)
9.	.563	Vicky Bullett (1986-89)
10.	.556	Alicia DeVaughn (2010-14)

\*Big Ten record

## 3-POINT FIELD GOALS MADE

1.	300	Kristi Toliver (2006-09)
2.	217	Kristen Confroy (2015-18)
3.	194	Blair Watson (2017-20)
4.	186	Shatori Walker-Kimbrough (2014-17)
5.	185	Taylor Mikesell (2019-20)
6.	172	Marissa Coleman (2006-09)
	172	Tiffany Brown (1997-00)
8.	167	Marche Strickland (1999-02)
9.	166	Katie Benzan (2021-22)
10.	150	Shay Doron (2004-07)
11.	143	Laurin Mincy (2011-15)
12.	127	Katie Rutan (2013-14)
13.	124	Ashleigh Newman (2005-08)
14.	121	Kim Rodgers (2008-12)
15.	120	Lexie Brown (2014-15)
16.	111	Marah Strickland (2008-09)
17.	106	Chloe Bibby (2021-22)
18.	<b>102</b>	<b>DIAMOND MILLER (2019-pres.)</b>
19.	101	Terri Daniels (2000-03)
20.	91	Brene Moseley (2012, 14-16)

## 3-POINT FG PERCENTAGE

min. 50 attempts/2 years		
1.	.474	Katie Benzan (2021-22)
2.	.459*	Shatori Walker-Kimbrough (2014-17)
3.	.418	Taylor Mikesell (2019-20)
4.	.408	Kristi Toliver (2006-09)
5.	.405	Kristen Confroy (2015-18)
6.	.401	Katie Rutan (2013-14)
7.	.394	Kim Bretz (1996-97)
8.	.391	Marah Strickland (2008-09)
9.	.388	Marissa Coleman (2006-09)
10.	.378	Anjale Barrett (2008-12)
11.	.377	Carla Holmes (1989-91)
12.	.376	Sara Vujacic (2019-20)
13.	.361	Channise Lewis (2017-21)
14.	.360	Chrissy Fisher (2003-04)
15.	.358	Brene Moseley (2012, 14-16)
16.	.357	Blair Watson (2017-20)
17.	.356	Laurin Mincy (2011-15)
18.	.354	Mimi Collins (2021-22)
	.354	Lexie Brown (2014-15)
20.	.353	Lisa Brown (1985-89)
21.	.352	Terri Daniels (2000-03)
22.	.351	Chloe Bibby (2021-22)
23.	.347	Marche Strickland (1999-02)

\*Big Ten record

## CAREER RECORDS

## FREE THROW PERCENTAGE

min. 200 attempts		
1.	.866	Kristi Toliver (2006-09)
2.	.817	Laurin Mincy (2011-15)
3.	.810	Marissa Coleman (2006-09)
4.	.804	Marche Strickland (1999-02)
5.	.803	Shatori Walker-Kimbrough (2014-17)
	.803	Shay Doron (2004-07)
7.	<b>.792</b>	<b>DIAMOND MILLER (2020-pres.)</b>
8.	.789	Brene Moseley (2012, 14-16)
9.	.774	Alyssa Thomas (2010-14)
10.	.764	Ashley Owusu (2020-22)
11.	.721	Lisa Brown (1985-88)
12.	.770	Marcia Richardson (1981-84)
13.	.757	Deanna Tate (1986-89)
14.	.752	Jasmina Perazic (1980-83)
15.	.749	Michele Andrew (1992-94)
16.	.740	Kaila Charles (2017-20)
17.	.736	Malissa Boles (1992-93)
18.	.735	Myra Waters (1979-82)
19.	.728	Jade Perry (2005-08)
20.	.726	Jane Zvalich (1976-79)
21.	.725	Vicky Bullett (1986-89)
22.	.720	Tianna Hawkins (2009-13)
23.	.711	Deedee Warley (1999-02)

## FREE THROWS MADE

1.	557	Alyssa Thomas (2011-14)
2.	492	Shay Doron (2004-07)
3.	481	Marissa Coleman (2006-09)
4.	469	Crystal Langhorne (2005-08)
5.	411	Lynetta Kizer (2009-12)
6.	386	Laura Harper (2005-08)
	386	Deedee Warley (1999-02)
8.	382	Kaila Charles (2017-20)
9.	366	Shatori Walker-Kimbrough (2014-17)
10.	362	Kristi Toliver (2006-09)
11.	<b>354</b>	<b>DIAMOND MILLER (2022-pres.)</b>
12.	322	Brionna Jones (2014-17)
	322	Laurin Mincy (2011-15)
14.	303	Jessie Hicks (1990-93)
15.	296	Vicky Bullett (1986-89)

## GAMES PLAYED

1.	144	Marissa Coleman (2006-09)
2.	143	Laurin Mincy (2011-15)
3.	142	Brionna Jones (2014-17)
	142	Shatori Walker-Kimbrough (2014-17)
	142	Brene Moseley (2012, 14-16)
6.	141	Ashleigh Newman (2005-08)
7.	140	Kristen Confroy (2015-18)
	140	Malina Howard (2013-16)
9.	139	Jade Perry (2005-08)
	139	Kristi Toliver (2006-09)

## GAMES STARTED

1.	135	Kaila Charles (2017-20)
	135	Alyssa Thomas (2010-14)
3.	134	Crystal Langhorne (2005-08)
4.	133	Marissa Coleman (2006-09)
5.	128	Kristi Toliver (2006-09)
6.	120	Brionna Jones (2014-17)
7.	119	Shay Doron (2004-07)
8.	117	Marche Strickland (1999-02)

## SEASON RECORDS

## POINTS

1.	697	Brionna Jones (2016-17)
2.	686	Vicky Bullett (1988-89)
3.	681	Shatori Walker-Kimbrough (2015-16)
4.	665	Alyssa Thomas (2013-14)
5.	657	Shatori Walker-Kimbrough (2016-17)
6.	654	Crystal Langhorne (2005-06)
7.	653	Marissa Coleman (2008-09)
8.	645	Kristi Toliver (2008-09)
9.	640	Alyssa Thomas (2012-13)
10.	633	Deanna Tate (1988-89)
11.	631	Kristi Toliver (2007-08)
12.	627	Kris Kirchner (1979-80)
13.	613	Tianna Hawkins (2012-13)
14.	610	Kaila Charles (2017-18)
15.	601	Alyssa Thomas (2011-12)
16.	594	Marissa Coleman (2007-08)
17.	581	Vicky Bullett (1987-88)
18.	579	Kaila Charles (2018-19)
19.	569	Angel Reese (2021-22)
20.	562	Shay Doron (2004-05)
21.	549	Crystal Langhorne (2004-05)
22.	536	Crystal Langhorne (2007-08)
23.	533	Brionna Jones (2015-16)

## SCORING AVERAGE

1.	21.4	Vicky Bullett (1988-89)
2.	20.9	Kris Kirchner (1979-80)
3.	19.9	Brionna Jones (2016-17)
4.	19.8	Deanna Tate (1988-89)
5.	19.5	Shatori Walker-Kimbrough (2015-16)
6.	<b>19.4</b>	<b>DIAMOND MILLER (2022-23)</b>
7.	19.0	Alyssa Thomas (2013-14)
8.	18.8	Shatori Walker-Kimbrough (2016-17)
	18.8	Alyssa Thomas (2012-13)
10.	18.4	Kristi Toliver (2008-09)
11.	18.2	Bonnie Rinkus (1993-94)
	18.2	Vicky Bullett (1987-88)
13.	18.1	Marissa Coleman (2008-09)
14.	18.0	Tianna Hawkins (2012-13)
15.	17.9	Ashley Owusu (2020-21)
	17.9	Kaila Charles (2017-18)

## REBOUNDS

1.	381	Alyssa Thomas (2013-14)
2.	380	Brionna Jones (2016-17)
3.	362	Kris Kirchner (1979-80)
4.	349	Alyssa Thomas (2012-13)
5.	342	Brionna Jones (2015-16)
6.	340	Angel Reese (2021-22)
	340	Crystal Langhorne (2004-05)
8.	331	Tianna Hawkins (2012-13)
9.	326	Tianna Hawkins (2011-12)
10.	325	Demauria Liles (2008-09)
	325	Crystal Langhorne (2005-06)
12.	324	Shakira Austin (2018-19)
14.	316	Kris Kirchner (1977-78)
15.	313	Laura Harper (2007-08)
16.	309	Marissa Coleman (2005-06)
17.	303	Vicky Bullett (1987-88)
18.	299	Marissa Coleman (2005-06)
19.	290	Crystal Langhorne (2007-08)
20.	287	Vicky Bullett (1988-89)
21.	282	Bonnie Rinkus (1993-94)
22.	279	Alyssa Thomas (2011-12)
23.	275	Kaila Charles (2017-18)
	275	Marissa Coleman (2007-08)
25.	274	Crystal Langhorne (2006-07)

26.	266	Lynetta Kizer (2009-10)
27.	258	Laura Harper (2005-06)
	258	Kris Kirchner (1978-79)
29.	256	Tianna Hawkins (2009-10)
	256	Marissa Coleman (2006-07)

## ASSISTS

1.	275	Kristi Toliver (2007-08)
2.	249	Tara Heiss (1977-78)
3.	217	Deanna Tate (1988-89)
4.	214	Anesia Smith (2004-05)
5.	207	Brene Moseley (2015-16)
6.	204	Destiny Slocum (2016-17)
7.	183	Debbie Lytle (1981-82)
8.	182	Channise Lewis (2018-19)
9.	181	Alyssa Thomas (2012-13)
10.	177	Anjale Barrett (2011-12)
	177	Deanna Tate (1987-88)
12.	174	Ashley Owusu (2019-20)
13.	171	Ashley Owusu (2020-21)
	171	Dara Taylor (2009-10)
15.	170	Kristi Toliver (2008-09)
16.	163	Lexie Brown (2014-15)
17.	161	Kristi Toliver (2006-07)
18.	160	Channise Lewis (2017-18)
19.	158	Carla Holmes (1988-89)
20.	157	Debbie Lytle (1979-80)
21.	150	Debbie Lytle (1982-83)
22.	149	Shay Doron (2005-06)
23.	148	Lisa Brown (1987-88)
	148	Karon Ferguson (1993-94)
25.	147	Lexie Brown (2013-14)
26.	145	Kristi Toliver (2005-06)
27.	144	Alyssa Thomas (2013-14)
28.	142	Subrena Rivers (1989-90)

## STEALS

1.	126	Deanna Tate (1988-89)
2.	95	Vicki Brick (1999-00)
3.	91	Blair Watson (2019-20)
4.	90	Sonia Chase (1994-05)
5.	89	Debbie Lytle (1981-82)
	89	Deanna Tate (1987-88)
	89	Sonia Chase (1997-98)
8.	87	Renneika Razor (2002-03)
9.	86	Debbie Lytle (1979-80)
10.	80	Lexie Brown (2014-15)
	80	Chequita Wood (1983-84)
12.	78	Deanna Tate (1986-86)
13.	77	Myra Waters (1979-80)
14.	73	Myra Waters (1980-81)
	73	Debbie Lytle (1980-81)
16.	72	Vicky Bullett (1988-89)
17.	71	Vicky Bullett (1987-88)

## BLOCKS

1.	89	Shakira Austin (2018-19)
2.	80	Kris Kirchner (1978-79)
3.	70	Laura Harper (2005-06)
4.	65	Laura Harper (2006-07)
5.	59	Kris Kirchner (1979-80)
6.	57	Brionna Jones (2016-17)
7.	54	Vicky Bullett (1986-87)
8.	52	Marissa Coleman (2005-06)
9.	49	Brionna Jones (2014-15)
10.	48	Laura Harper (2007-08)
11.	47	Kris Kirchner (1977-78)
	47	Jessie Hicks (1992-93)
	47	Jessie Hicks (1991-92)
14.	46	Demauria Liles (2008-09)



### 3-POINT FIELD GOAL PERCENTAGE

*min. 50 attempts*

1.	.545*	Shatori Walker-Kimbrough (2015-16)
2.	.500	Katie Benzan (2020-21)
	.500	Alli Spence (2003-04)
4.	.481	Terri Daniels (2000-01)
5.	.470	Marissa Coleman (2005-06)
6.	.450	Kristen Confroy (2017-18)
	.450	Shatori Walker-Kimbrough (2016-17)
8.	.447	Kristi Toliver (2006-07)
9.	.445	Katie Benzan (2021-22)
10.	.443	<b>BRINAE ALEXANDER (2022-23)</b>
11.	.441	Blair Watson (2017-18)
12.	.431	Katie Rutan (2013-14)
13.	.425	Taylor Mikesell (2019-20)
14.	.424	Carla Holmes (1988-89)
15.	.416	Kristi Toliver (2008-09)
	.416	Limor Mizrahi (1991-92)
17.	.411	Taylor Mikesell (2018-19)
18.	.409	Lori Bjork (2009-10)
19.	.408	Kristen Confroy (2015-16)
20.	.407	Marah Strickland (2007-08)
21.	.405	Brene Moseley (2011-12)
22.	.404	Kristi Toliver (2005-06)
	.404	Marche Strickland (1999-00)
24.	.400	Laurin Mincy (2011-12)
25.	.396	Terri Bradley (1989-90)
26.	.393	<b>SHYANNE SELLERS (2022-23)</b>
37.	.385	<b>ABBY MEYERS (2022-23)</b>
28.	.385	Laurin Mincy (2014-15)
29.	.384	Shay Doron (2005-06)
30.	.383	Kristen Confroy (2016-17)
31.	.382	Chrissy Fisher (2002-03)
32.	.378	Katie Rutan (2012-13)
	.378	Marissa Coleman (2008-09)

\*-Big Ten record

### 3-POINT FIELD GOALS MADE

1.	95	Taylor Mikesell (2018-19)
2.	93	Katie Benzan (2020-21)
3.	91	Kristi Toliver (2008-09)
4.	90	Taylor Mikesell (2019-20)
5.	85	Lori Bjork (2009-10)
6.	78	Kristi Toliver (2007-08)
7.	76	Kristen Confroy (2017-18)
8.	73	Katie Benzan (2021-22)
	73	Kristen Confroy (2015-16)
	73	Shatori Walker-Kimbrough (2015-16)
11.	72	Shatori Walker-Kimbrough (2016-17)
	72	Kristi Toliver (2006-07)
13.	71	Destiny Slocum (2016-17)
14.	69	Lexie Brown (2014-15)
	69	Tiffany Brown (1999-00)
16.	68	Katie Rutan (2012-13)
17.	63	Blair Watson (2017-18)
18.	60	Blair Watson (2018-19)
19.	59	Katie Rutan (2013-14)
	59	Kristi Toliver (2005-06)
	59	Marche Strickland (1999-00)
22.	57	Chloe Bibby (2020-21)
	57	Marah Strickland (2007-08)
24.	56	Shay Doron (2005-06)
25.	55	Blair Watson (2019-20)
26.	54	Laurin Mincy (2011-12)
	54	Marah Strickland (2008-09)
	54	Marissa Coleman (2005-06)
29.	52	Marche Strickland (2001-02)
30.	51	Lexie Brown (2013-14)

### FREE THROW PERCENTAGE

*min. 50 attempts*

1.	.891	Kristi Toliver (2005-06)
2.	.877	Kristi Toliver (2006-07)
	.868	Chloe Bibby (2020-21)
4.	.865	Lori Bjork (2009-10)
5.	.861	Laurin Mincy (2014-15)
6.	.860	Taylor Mikesell (2018-19)
	.860	Kristi Toliver (2007-08)
	.860	Jasmina Perazic (1981-82)
9.	.857	Kristi Toliver (2008-09)
	.857	Marche Strickland (2000-01)
11.	.839	Marche Strickland (1998-99)
12.	.833	Chloe Bibby (2021-22)
	.833	Marissa Coleman (2005-06)
14.	.830	Lexie Brown (2014-15)
	.828	Shay Doron (2005-06)
16.	.826	Shay Doron (2006-07)
17.	.824	Limor Mizrahi (1991-92)
18.	.817	Jade Perry (2006-07)
19.	.816	Shatori Walker-Kimbrough (2016-17)
	.816	Marcia Richardson (1981-82)
21.	.815	<b>DIAMOND MILLER (2022-23)</b>
22.	.814	Mimi Collins (2020-21)
23.	.810	Marissa Coleman (2007-08)
24.	.809	Kaila Charles (2018-19)
25.	.809	Shatori Walker-Kimbrough (2015-16)
	.809	Laurin Mincy (2011-12)
27.	.808	<b>SHYANNE SELLERS (2022-23)</b>
28.	.802	Marissa Coleman (2006-07)
29.	.800	Alyssa Thomas (2011-12)
	.800	Jane Zivalich (1977-78)

### FREE THROWS MADE

1.	176	Alyssa Thomas (2012-13)
2.	166	Marissa Coleman (2007-08)
3.	158	Crystal Langhorne (2005-06)
4.	157	Laura Harper (2007-08)
5.	153	Angel Reese (2021-22)
6.	152	Marissa Coleman (2008-09)
7.	145	<b>DIAMOND MILLER (2022-23)</b>
8.	145	Alyssa Thomas (2013-14)
	145	Shay Doron (2004-05)
10.	141	Kristi Toliver (2007-08)
11.	136	Kaila Charles (2018-19)
	136	Laurin Mincy (2014-15)
	136	Shay Doron (2003-04)
14.	135	Brionna Jones (2016-17)
	135	Shay Doron (2005-06)
	135	Kris Kirchner (1979-80)



## 2022-23 Maryland Women's Basketball Combined Team Statistics All games

Page 1/1  
as of Feb 10, 2023

### Game Records

Record	Overall	Home	Away	Neutral
ALL GAMES	20-5	9-2	9-2	2-1
CONFERENCE	11-3	6-1	5-2	0-0
NON-CONFERENCE	9-2	3-1	4-0	2-1

### Score by Periods

Team	1st	2nd	3rd	4th	OT	TOT
Maryland	471	450	567	484	0	1972
Opponents	366	387	472	490	0	1715

### Team Box Score

No.	Player				Total		3-Point		F-Throw		Rebounds													
		GP-GS	MIN	AVG	FG-FGA	FG%	3FG-3FGA	3FG%	FT-FTA	FT%	OFF	DEF	TOT	AVG	PF	DQ	A	TO	BLK	STL	PTS	AVG		
1	MILLER, Diamond	24-24	662:50	27.6	152-321	.474	16-68	.235	145-178	.815	44	111	155	6.5	70	2	66	77	33	50	465	19.4		
0	SELLERS, Shyanne	25-20	715:08	28.6	137-270	.507	22-56	.393	80-99	.808	29	100	129	5.2	73	1	77	55	14	46	376	15.0		
10	MEYERS, Abby	25-24	768:59	30.8	139-320	.434	50-130	.385	24-33	.727	41	90	131	5.2	48	0	61	36	9	41	352	14.1		
5	ALEXANDER, Brinae	25-1	553:39	22.1	71-168	.423	43-97	.443	23-28	.821	27	60	87	3.5	64	1	31	34	8	27	208	8.3		
3	BRIGGS, Lavender	25-6	607:47	24.3	67-182	.368	14-45	.311	17-19	.895	36	72	108	4.3	35	0	33	30	11	17	165	6.6		
13	MASONIUS, Faith	25-25	685:27	27.4	65-147	.442	7-19	.368	27-38	.711	51	75	126	5.0	63	1	47	39	5	31	164	6.6		
12	PINZAN, Elisa	25-25	518:39	20.7	39-93	.419	12-36	.333	3-4	.750	7	34	41	1.6	18	0	80	30	1	31	93	3.7		
24	MCDANIEL, Bri	24-0	210:24	8.8	25-59	.424	10-17	.588	13-21	.619	12	28	40	1.7	26	0	8	14	1	13	73	3.0		
11	COOKE, Gia	19-0	135:20	7.1	13-49	.265	0-6	.000	22-33	.667	3	8	11	0.6	13	0	9	15	0	5	48	2.5		
15	REYNOLDS, Mila	17-0	106:10	6.2	9-28	.321	0-2	.000	5-6	.833	7	12	19	1.1	13	0	4	6	1	2	23	1.4		
2	SCIOLLA, Ava	9-0	31:04	3.5	2-4	.500	1-1	1.000	0-0	.000	1	9	10	1.1	2	0	1	0	0	0	5	0.6		
21	CHARDON, Emma	1-0	04:19	4.3	0-0	.000	0-0	.000	0-0	.000	0	0	0	0.0	0	0	0	0	0	0	0	0.0		
Team											47	42	89					2						
Total		25	5000		719-1641	.438	175-477	.367	359-459	.782	305	641	946	37.8	425	5	417	338	83	263	1972	78.9		
Opponents		25	5000		633-1541	.411	183-552	.332	266-381	.698	304	656	960	38.4	428	10	393	490	73	160	1715	68.6		

### Team Statistics

	MD	OPP
<b>Scoring</b>	<b>1972</b>	<b>1715</b>
Points per game	78.9	68.6
Scoring margin	+10.3	-
<b>Field goals-att</b>	<b>719-1641</b>	<b>633-1541</b>
Field goal pct	.438	.411
<b>3 point fg-att</b>	<b>175-477</b>	<b>183-552</b>
3-point FG pct	.367	.332
3-pt FG made per game	7.0	7.3
<b>Free throws-att</b>	<b>359-459</b>	<b>266-381</b>
Free throw pct	.782	.698
F-Throws made per game	14.4	10.6
<b>Rebounds</b>	<b>946</b>	<b>960</b>
Rebounds per game	37.8	38.4
Rebounding margin	-0.6	-
<b>Assists</b>	<b>417</b>	<b>393</b>
Assists per game	16.7	15.7
<b>Turnovers</b>	<b>338</b>	<b>490</b>
Turnovers per game	13.5	19.6
Turnover margin	+6.1	-
Assist/turnover ratio	1.2	0.8
<b>Steals</b>	<b>263</b>	<b>160</b>
Steals per game	10.5	6.4
<b>Blocks</b>	<b>83</b>	<b>73</b>
Blocks per game	3.3	2.9
<b>Winning streak</b>	<b>2</b>	<b>-</b>
Home win streak	7	-
<b>Attendance</b>	<b>79582</b>	<b>41274</b>
Home games-Avg/Game	11-7235	11-3752
Neutral site-Avg/Game	-	3-338

### Team Results

Date	Opponent		Score	Att.
11/07/2022	at George Mason	W	88-51	1513
11/11/2022	South Carolina	L	56-81	9244
11/13/2022	Fordham	W	83-76	4052
11/16/2022	Davidson	W	70-52	8454
11/20/2022	at Baylor	W	73-68	4500
11/25/2022	vs DePaul	L	67-76	325
11/26/2022	vs Towson	W	81-70	365
11/27/2022	vs Pittsburgh	W	87-63	323
12/01/2022	at Notre Dame	W	74-72	3131
12/04/2022	Nebraska	L	67-90	4321
12/08/2022	at Purdue	W	77-74	3008
12/11/2022	UConn	W	85-78	12566
12/21/2022	at Purdue Fort Wayne	W	88-51	570
12/30/2022	Minnesota	W	107-85	6006
01/02/2023	at Rutgers	W	78-67	2546
01/07/2023	Michigan St.	W	94-85	6494
01/12/2023	at Indiana	L	61-68	5789
01/15/2023	Rutgers	W	80-56	6591
01/19/2023	at Wisconsin	W	77-64	2746
01/22/2023	at Nebraska	W	69-54	5715
01/26/2023	Michigan	W	72-64	5602
01/30/2023	Penn St.	W	87-66	5085
02/02/2023	at Iowa	L	82-96	10671
02/05/2023	Ohio St.	W	90-54	11167
02/09/2023	at Northwestern	W	79-54	1085



## 2022-23 Maryland Women's Basketball Combined Team Statistics In Conference games

Page 1/1  
as of Feb 10, 2023

### Game Records

Record	Overall	Home	Away	Neutral
ALL GAMES	11-3	6-1	5-2	0-0
CONFERENCE	11-3	6-1	5-2	0-0
NON-CONFERENCE	0-0	0-0	0-0	0-0

### Score by Periods

Team	1st	2nd	3rd	4th	OT	TOT
Maryland	294	249	315	262	0	1120
Opponents	215	225	257	280	0	977

### Team Box Score

No.	Player				Total		3-Point		F-Throw		Rebounds											
		GP-GS	MIN	AVG	FG-FGA	FG%	3FG-3FGA	3FG%	FT-FTA	FT%	OFF	DEF	TOT	AVG	PF	DQ	A	TO	BLK	STL	PTS	AVG
1	MILLER, Diamond	14-14	396:42	28.3	92-186	.495	7-33	.212	86-106	.811	23	59	82	5.9	43	1	39	49	9	34	277	19.8
0	SELLERS, Shyanne	14-14	424:49	30.3	82-160	.513	13-30	.433	50-63	.794	18	65	83	5.9	39	0	47	35	6	27	227	16.2
10	MEYERS, Abby	14-13	427:47	30.6	75-178	.421	25-74	.338	15-20	.750	24	45	69	4.9	26	0	35	19	7	29	190	13.6
5	ALEXANDER, Brinae	14-1	317:43	22.7	38-94	.404	22-54	.407	13-18	.722	13	31	44	3.1	37	0	19	22	3	18	111	7.9
3	BRIGGS, Lavender	14-0	334:05	23.9	43-103	.417	9-29	.310	12-12	1.000	19	42	61	4.4	25	0	15	12	3	10	107	7.6
13	MASONIUS, Faith	14-14	395:53	28.3	33-82	.402	4-9	.444	16-23	.696	31	42	73	5.2	34	0	31	23	4	18	86	6.1
24	MCDANIEL, Bri	14-0	116:33	8.3	17-31	.548	8-10	.800	6-11	.545	6	12	18	1.3	16	0	4	7	1	10	48	3.4
12	PINZAN, Elisa	14-14	274:30	19.6	19-49	.388	4-16	.250	3-4	.750	5	22	27	1.9	11	0	43	15	1	13	45	3.2
11	COOKE, Gia	11-0	47:19	4.3	5-17	.294	0-1	.000	5-8	.625	2	3	5	0.5	5	0	4	7	0	2	15	1.4
15	REYNOLDS, Mila	9-0	57:39	6.4	4-18	.222	0-1	.000	3-4	.750	4	4	8	0.9	7	0	2	3	0	0	11	1.2
2	SCIOLLA, Ava	5-0	07:01	1.4	1-1	1.000	1-1	1.000	0-0	.000	0	3	3	0.6	0	0	0	0	0	0	3	0.6
Team											20	19	39					1				
Total		14	2800		409-919	.445	93-258	.360	209-269	.777	165	347	512	36.6	243	1	239	193	34	161	1120	80.0
Opponents		14	2800		359-831	.432	103-297	.347	156-220	.709	144	367	511	36.5	242	6	226	287	37	96	977	69.8

### Team Statistics

	MD	OPP
<b>Scoring</b>	<b>1120</b>	<b>977</b>
Points per game	80.0	69.8
Scoring margin	+10.2	-
<b>Field goals-att</b>	<b>409-919</b>	<b>359-831</b>
Field goal pct	.445	.432
<b>3 point fg-att</b>	<b>93-258</b>	<b>103-297</b>
3-point FG pct	.360	.347
3-pt FG made per game	6.6	7.4
<b>Free throws-att</b>	<b>209-269</b>	<b>156-220</b>
Free throw pct	.777	.709
F-Throws made per game	14.9	11.1
<b>Rebounds</b>	<b>512</b>	<b>511</b>
Rebounds per game	36.6	36.5
Rebounding margin	+0.1	-
<b>Assists</b>	<b>239</b>	<b>226</b>
Assists per game	17.1	16.1
<b>Turnovers</b>	<b>193</b>	<b>287</b>
Turnovers per game	13.8	20.5
Turnover margin	+6.7	-
Assist/turnover ratio	1.2	0.8
<b>Steals</b>	<b>161</b>	<b>96</b>
Steals per game	11.5	6.9
<b>Blocks</b>	<b>34</b>	<b>37</b>
Blocks per game	2.4	2.6
<b>Winning streak</b>	<b>2</b>	<b>-</b>
Home win streak	6	-
<b>Attendance</b>	<b>45266</b>	<b>31560</b>
Home games-Avg/Game	7-6467	7-4509
Neutral site-Avg/Game	-	0-0

### Team Results

Date	Opponent		Score	Att.
12/04/2022	Nebraska	L	67-90	4321
12/08/2022	at Purdue	W	77-74	3008
12/30/2022	Minnesota	W	107-85	6006
01/02/2023	at Rutgers	W	78-67	2546
01/07/2023	Michigan St.	W	94-85	6494
01/12/2023	at Indiana	L	61-68	5789
01/15/2023	Rutgers	W	80-56	6591
01/19/2023	at Wisconsin	W	77-64	2746
01/22/2023	at Nebraska	W	69-54	5715
01/26/2023	Michigan	W	72-64	5602
01/30/2023	Penn St.	W	87-66	5085
02/02/2023	at Iowa	L	82-96	10671
02/05/2023	Ohio St.	W	90-54	11167
02/09/2023	at Northwestern	W	79-54	1085





# 2022-23 Maryland Women's Basketball Team Game-by-Game All games

Page 1/1  
as of Feb 10, 2023

				Total		3-Pointers		Free throws		Rebounds											
Opponent	Date	Score		FG-FGA	PCT	3FG-3FGA	PCT	FT-FTA	PCT	OFF	DEF	TOT	AVG	PF	A	TO	BLK	STL	PTS	AVG	
at George Mason	11/07/2022	88-51	W	34-69	.493	12-22	.545	8-14	.571	13	29	42	42.0	25	13	9	6	9	88	88.0	
South Carolina	11/11/2022	56-81	L	20-66	.303	6-20	.300	10-14	.714	11	21	32	37.0	18	12	13	0	5	56	72.0	
Fordham	11/13/2022	83-76	W	28-60	.467	4-11	.364	23-28	.821	10	37	47	40.3	17	18	16	4	9	83	75.7	
Davidson	11/16/2022	70-52	W	27-55	.491	7-25	.280	9-13	.692	8	23	31	38.0	10	18	21	5	18	70	74.3	
at Baylor	11/20/2022	73-68	W	26-57	.456	8-15	.533	13-16	.813	14	29	43	39.0	19	16	19	2	2	73	74.0	
vs DePaul	11/25/2022	67-76	L	24-76	.316	6-29	.207	13-16	.813	16	31	47	40.3	21	12	14	7	8	67	72.8	
vs Towson	11/26/2022	81-70	W	31-63	.492	5-14	.357	14-19	.737	12	28	40	40.3	14	18	11	3	7	81	74.0	
vs Pittsburgh	11/27/2022	87-63	W	29-66	.439	9-21	.429	20-23	.870	15	28	43	40.6	17	21	14	6	10	87	75.6	
at Notre Dame	12/01/2022	74-72	W	28-70	.400	4-16	.250	14-17	.824	17	24	41	40.7	15	11	13	3	9	74	75.4	
Nebraska	12/04/2022	67-90	L	24-60	.400	4-16	.250	15-18	.833	12	22	34	40.0	21	11	17	1	6	67	74.6	
at Purdue	12/08/2022	77-74	W	30-72	.417	10-25	.400	7-9	.778	15	16	31	39.2	20	17	15	0	11	77	74.8	
UConn	12/11/2022	85-78	W	30-71	.423	12-30	.400	13-16	.813	8	16	24	37.9	17	19	5	3	12	85	75.7	
at Purdue Fort Wayne	12/21/2022	88-51	W	33-69	.478	9-16	.563	13-14	.929	16	28	44	38.4	9	20	10	10	13	88	76.6	
Minnesota	12/30/2022	107-85	W	42-79	.532	7-18	.389	16-23	.696	10	24	34	38.1	18	21	6	2	13	107	78.8	
at Rutgers	01/02/2023	78-67	W	29-70	.414	8-20	.400	12-16	.750	15	18	33	37.7	14	22	10	3	13	78	78.7	
Michigan St.	01/07/2023	94-85	W	34-63	.540	6-14	.429	20-23	.870	9	28	37	37.7	12	20	10	5	9	94	79.7	
at Indiana	01/12/2023	61-68	L	21-57	.368	6-18	.333	13-18	.722	8	21	29	37.2	20	11	16	1	10	61	78.6	
Rutgers	01/15/2023	80-56	W	32-79	.405	10-25	.400	6-8	.750	16	25	41	37.4	18	24	11	1	14	80	78.7	
at Wisconsin	01/19/2023	77-64	W	29-61	.475	8-18	.444	11-14	.786	10	24	34	37.2	16	16	13	4	12	77	78.6	
at Nebraska	01/22/2023	69-54	W	20-66	.303	4-18	.222	25-37	.676	14	33	47	37.7	22	10	10	5	11	69	78.1	
Michigan	01/26/2023	72-64	W	24-55	.436	6-11	.545	18-22	.818	8	23	31	37.4	17	13	18	2	10	72	77.8	
Penn St.	01/30/2023	87-66	W	32-60	.533	8-23	.348	15-16	.938	12	24	36	37.3	15	23	19	1	10	87	78.2	
at Iowa	02/02/2023	82-96	L	30-71	.423	2-18	.111	20-25	.800	15	25	40	37.4	25	13	18	2	13	82	78.4	
Ohio St.	02/05/2023	90-54	W	34-65	.523	6-12	.500	16-18	.889	11	29	40	37.5	11	18	15	3	15	90	78.9	
at Northwestern	02/09/2023	79-54	W	28-61	.459	8-22	.364	15-22	.682	10	35	45	37.8	14	20	15	4	14	79	78.9	
Total		1972		719-1641	.438	175-477	.367	359-459	.782	305	641	946	37.8	425	417	338	83	263	1972	78.9	
Opponents		1715		633-1541	.411	183-552	.332	266-381	.698	304	656	960	38.4	428	393	490	73	160	1715	68.6	

## Maryland Averages

Games Played	Points/game	FG Pct	3FG Pct	FT Pct	Rebounds/game	Assists/game	Turnovers/game	Assist/Turnover ratio	Steals/game	Blocks/game
25	78.9	43.8	36.7	78.2	37.8	16.7	13.5	1.2	10.5	3.3



# 2022-23 Maryland Women's Basketball Opponents Game-by-Game All games

Page 1/1  
as of Jan 31, 2023

				Total		3-Pointers		Free throws		Rebounds											
Opponent	Date	Score		FG-FGA	PCT	3FG-3FGA	PCT	FT-FTA	PCT	OFF	DEF	TOT	AVG	PF	A	TO	BLK	STL	PTS	AVG	
at George Mason	11/07/2022	88-51	W	16-55	.291	5-22	.227	14-22	.636	11	26	37	37.0	15	10	18	2	1	51	51.0	
South Carolina	11/11/2022	56-81	L	30-68	.441	8-28	.286	13-16	.813	18	37	55	46.0	19	20	20	11	6	81	66.0	
Fordham	11/13/2022	83-76	W	27-80	.338	12-36	.333	10-11	.909	17	25	42	44.7	21	15	15	2	6	76	69.3	
Davidson	11/16/2022	70-52	W	21-55	.382	8-26	.308	2-6	.333	13	21	34	42.0	17	15	30	1	10	52	65.0	
at Baylor	11/20/2022	73-68	W	25-69	.362	6-29	.207	12-22	.545	18	19	37	41.0	18	18	10	1	10	68	65.6	
vs DePaul	11/25/2022	67-76	L	26-70	.371	11-30	.367	13-21	.619	16	36	52	42.8	14	16	17	3	7	76	67.3	
vs Towson	11/26/2022	81-70	W	27-66	.409	7-13	.538	9-12	.750	13	23	36	41.9	17	13	16	3	7	70	67.7	
vs Pittsburgh	11/27/2022	87-63	W	24-66	.364	8-24	.333	7-12	.583	15	22	37	41.3	21	15	18	1	5	63	67.1	
at Notre Dame	12/01/2022	74-72	W	28-62	.452	6-17	.353	10-15	.667	13	24	37	40.8	17	18	18	5	7	72	67.7	
Nebraska	12/04/2022	67-90	L	30-60	.500	12-25	.480	18-22	.818	9	26	35	40.2	16	21	17	3	4	90	69.9	
at Purdue	12/08/2022	77-74	W	26-47	.553	7-20	.350	15-21	.714	5	23	28	39.1	13	14	22	4	10	74	70.3	
UConn	12/11/2022	85-78	W	31-58	.534	3-10	.300	13-15	.867	11	35	46	39.7	15	21	22	3	2	78	70.9	
at Purdue Fort Wayne	12/21/2022	88-51	W	19-61	.311	6-20	.300	7-9	.778	15	21	36	39.4	12	6	19	4	3	51	69.4	
Minnesota	12/30/2022	107-85	W	34-71	.479	6-18	.333	11-15	.733	14	29	43	39.6	18	19	23	1	1	85	70.5	
at Rutgers	01/02/2023	78-67	W	26-55	.473	5-12	.417	10-14	.714	13	26	39	39.6	12	13	22	4	3	67	70.3	
Michigan St.	01/07/2023	94-85	W	30-76	.395	19-44	.432	6-12	.500	20	21	41	39.7	21	19	15	1	6	85	71.2	
at Indiana	01/12/2023	61-68	L	25-49	.510	6-15	.400	12-21	.571	6	31	37	39.5	15	15	19	4	12	68	71.0	
Rutgers	01/15/2023	80-56	W	17-53	.321	5-13	.385	17-20	.850	10	32	42	39.7	17	11	23	5	9	56	70.2	
at Wisconsin	01/19/2023	77-64	W	25-60	.417	10-24	.417	4-7	.571	10	22	32	39.3	14	21	21	2	7	64	69.8	
at Nebraska	01/22/2023	69-54	W	19-62	.306	5-27	.185	11-20	.550	16	40	56	40.1	27	11	22	3	2	54	69.1	
Michigan	01/26/2023	72-64	W	22-54	.407	7-20	.350	13-16	.813	8	26	34	39.8	20	12	24	2	6	64	68.8	
Penn St.	01/30/2023	87-66	W	25-59	.424	6-17	.353	10-13	.769	12	16	28	39.3	16	14	19	1	12	66	68.7	
Total		1511		553-1356	.408	168-490	.343	237-342	.693	283	581	864	39.3	375	337	430	66	136	1511	68.7	
Maryland		1721		627-1444	.434	159-425	.374	308-394	.782	269	552	821	37.3	375	366	290	74	221	1721	78.2	

## Opponents Averages

Games Played	Points/game	FG Pct	3FG Pct	FT Pct	Rebounds/game	Assists/game	Turnovers/game	Assist/Turnover ratio	Steals/game	Blocks/game
22	68.7	40.8	34.3	69.3	39.3	15.3	19.5	0.8	6.2	3.0



**2022-23 Maryland Women's Basketball  
Player Highs Analysis  
All games**

Page 1/4  
as of Feb 10, 2023

**Maryland - Individual Game Highs**

<b>POINTS</b>	32		Diamond Miller at Baylor (11/20/2022)
	31		Diamond Miller at Notre Dame (12/01/2022)
	29		Diamond Miller vs Ohio St. (02/05/2023)
	27		Diamond Miller at Iowa (02/02/2023)
	26		Shyanne Sellers at Iowa (02/02/2023)
<b>FIELD GOALS MADE</b>	11		Diamond Miller vs Ohio St. (02/05/2023)
	11		Abby Meyers vs Penn St. (01/30/2023)
	11		Diamond Miller at Notre Dame (12/01/2022)
	11		Diamond Miller at Baylor (11/20/2022)
<b>FIELD GOAL ATTEMPTS</b>	23		Abby Meyers vs South Carolina (11/11/2022)
	21		Diamond Miller at Notre Dame (12/01/2022)
	21		Diamond Miller at Baylor (11/20/2022)
<b>FIELD GOAL PERCENTAGE (min 5 made)</b>	.833	(5-6)	Faith Masonius vs Davidson (11/16/2022)
	.833	(5-6)	Bri McDaniel at George Mason (11/07/2022)
<b>3 PT FG MADE</b>	6		Brinae Alexander vs Rutgers (01/15/2023)
	5		Brinae Alexander vs Pittsburgh (N) (11/27/2022)
	5		Abby Meyers at George Mason (11/07/2022)
<b>3 PT FG ATTEMPTS</b>	8		Abby Meyers at Iowa (02/02/2023)
	8		Brinae Alexander vs Rutgers (01/15/2023)
	8		Brinae Alexander at Indiana (01/12/2023)
	8		Abby Meyers vs UConn (12/11/2022)
	8		Brinae Alexander vs UConn (12/11/2022)
	8		Abby Meyers at Purdue (12/08/2022)
	8		Brinae Alexander vs Pittsburgh (N) (11/27/2022)
<b>3 PT FG PERCENTAGE (min 2 made)</b>	1.000	(2-2)	Bri McDaniel vs Penn St. (01/30/2023)
	1.000	(2-2)	Lavender Briggs vs Michigan (01/26/2023)
	1.000	(2-2)	Faith Masonius vs Michigan (01/26/2023)
	1.000	(2-2)	Lavender Briggs vs Minnesota (12/30/2022)
	1.000	(2-2)	Shyanne Sellers vs Minnesota (12/30/2022)
	1.000	(2-2)	Lavender Briggs at Notre Dame (12/01/2022)
	1.000	(2-2)	Brinae Alexander vs Fordham (11/13/2022)
<b>FREE THROWS MADE</b>	13		Diamond Miller vs Fordham (11/13/2022)
	11		Diamond Miller at Iowa (02/02/2023)
<b>FREE THROW ATTEMPTS</b>	15		Diamond Miller at Iowa (02/02/2023)
	14		Diamond Miller vs Fordham (11/13/2022)
<b>FREE THROW PERCENTAGE (min 3 made)</b>	1.000	(7-7)	Shyanne Sellers vs Ohio St. (02/05/2023)
	1.000	(7-7)	Diamond Miller vs Michigan (01/26/2023)
	1.000	(6-6)	Shyanne Sellers at Iowa (02/02/2023)
	1.000	(6-6)	Diamond Miller vs Penn St. (01/30/2023)
	1.000	(6-6)	Diamond Miller vs Nebraska (12/04/2022)
	1.000	(4-4)	Lavender Briggs vs Michigan St. (01/07/2023)
	1.000	(4-4)	Faith Masonius vs Michigan St. (01/07/2023)
	1.000	(4-4)	Abby Meyers at Rutgers (01/02/2023)
	1.000	(4-4)	Brinae Alexander at Purdue Fort Wayne (12/21/2022)
	1.000	(4-4)	Diamond Miller at Purdue Fort Wayne (12/21/2022)
	1.000	(4-4)	Abby Meyers vs Pittsburgh (N) (11/27/2022)
	1.000	(4-4)	Shyanne Sellers vs Pittsburgh (N) (11/27/2022)
	1.000	(4-4)	Diamond Miller vs Towson (N) (11/26/2022)
	1.000	(4-4)	Shyanne Sellers vs Towson (N) (11/26/2022)
	1.000	(4-4)	Gia Cooke vs DePaul (N) (11/25/2022)
	1.000	(3-3)	Shyanne Sellers vs Penn St. (01/30/2023)
	1.000	(3-3)	Diamond Miller at Rutgers (01/02/2023)
	1.000	(3-3)	Bri McDaniel at Purdue Fort Wayne (12/21/2022)
	1.000	(3-3)	Shyanne Sellers vs UConn (12/11/2022)





# 2022-23 Maryland Women's Basketball Player Highs Analysis All games

Page 3/4  
as of Feb 10, 2023

## Opponent - Individual Game Highs

<b>POINTS</b>	42		Caitlin Clark at Iowa (02/02/2023)
	29		Kaylene Smikle at Rutgers (01/02/2023)
	29		Jaz Shelley vs Nebraska (12/04/2022)
	28		Monika Czinano at Iowa (02/02/2023)
	25		Amellia Bromenschenkel at Purdue Fort Wayne (12/21/2022)
	25		Aaliyah Edwards vs UConn (12/11/2022)
	25		Sarah Andrews at Baylor (11/20/2022)
<b>FIELD GOALS MADE</b>	14		Monika Czinano at Iowa (02/02/2023)
	13		Caitlin Clark at Iowa (02/02/2023)
<b>FIELD GOAL ATTEMPTS</b>	24		Kylie Kornegay-Lucas vs Towson (N) (11/26/2022)
	22		Sarah Andrews at Baylor (11/20/2022)
<b>FIELD GOAL PERCENTAGE (min 5 made)</b>	1.000	(5-5)	Hannah Stuelke at Iowa (02/02/2023)
	.875	(7-8)	Aliyah Boston vs South Carolina (11/11/2022)
<b>3 PT FG MADE</b>	6		Caitlin Clark at Iowa (02/02/2023)
	6		Jaz Shelley vs Nebraska (12/04/2022)
<b>3 PT FG ATTEMPTS</b>	14		Matilda Ekh vs Michigan St. (01/07/2023)
	14		Sarah Andrews at Baylor (11/20/2022)
<b>3 PT FG PERCENTAGE (min 2 made)</b>	1.000	(3-3)	Taylor Thierry vs Ohio St. (02/05/2023)
	1.000	(2-2)	Destinee Marshall at Purdue Fort Wayne (12/21/2022)
<b>FREE THROWS MADE</b>	10		Caitlin Clark at Iowa (02/02/2023)
	10		Kaylene Smikle vs Rutgers (01/15/2023)
<b>FREE THROW ATTEMPTS</b>	11		Caitlin Clark at Iowa (02/02/2023)
	10		Kaylene Smikle vs Rutgers (01/15/2023)
<b>FREE THROW PERCENTAGE (min 3 made)</b>	1.000	(10-10)	Kaylene Smikle vs Rutgers (01/15/2023)
	1.000	(6-6)	Makenna Marisa vs Penn St. (01/30/2023)
	1.000	(6-6)	Aubrey Griffin vs UConn (12/11/2022)
	1.000	(5-5)	Amellia Bromenschenkel at Purdue Fort Wayne (12/21/2022)
	1.000	(4-4)	Jillian Brown at Northwestern (02/09/2023)
	1.000	(4-4)	Jordan Hobbs vs Michigan (01/26/2023)
	1.000	(4-4)	Chyna Cornwell at Rutgers (01/02/2023)
	1.000	(4-4)	Lou Lopez Senechal vs UConn (12/11/2022)
	1.000	(4-4)	Sonia Citron at Notre Dame (12/01/2022)
	1.000	(4-4)	Kylie Kornegay-Lucas vs Towson (N) (11/26/2022)
	1.000	(4-4)	Darrione Rogers vs DePaul (N) (11/25/2022)
	1.000	(3-3)	Jaz Shelley vs Nebraska (12/04/2022)
	1.000	(3-3)	Kaitlyn Downey vs Fordham (11/13/2022)
<b>REBOUNDS</b>	15		Aubrey Griffin vs UConn (12/11/2022)
	15		Allison Weidner vs Nebraska (12/04/2022)
<b>ASSISTS</b>	9		Darrione Rogers vs DePaul (N) (11/25/2022)
	8		Caitlin Clark at Iowa (02/02/2023)
	8		Grace Berger at Indiana (01/12/2023)
	8		Amaya Battle vs Minnesota (12/30/2022)
	8		Kylie Kornegay-Lucas vs Towson (N) (11/26/2022)
<b>STEALS</b>	5		Sydney Wood at Northwestern (02/09/2023)
	4		Leilani Kapinus vs Penn St. (01/30/2023)
	4		Kaylene Smikle vs Rutgers (01/15/2023)
	4		Chloe Moore-McNeil at Indiana (01/12/2023)
	4		Grace Berger at Indiana (01/12/2023)
	4		Kylie Kornegay-Lucas vs Towson (N) (11/26/2022)
	4		Sarah Andrews at Baylor (11/20/2022)
	4		Jaden Owens at Baylor (11/20/2022)
	4		Suzi-Rose Deegan vs Davidson (11/16/2022)

# 2022-23 STATISTICS



## 2022-23 Maryland Women's Basketball Team High/Low Analysis All games

Page 1/4  
as of Feb 10, 2023

### Maryland - Game Highs

POINTS	107	Minnesota (12/30/2022)
	94	Michigan St. (01/07/2023)
	90	Ohio St. (02/05/2023)
	88	at Purdue Fort Wayne (12/21/2022)
	88	at George Mason (11/07/2022)
FIELD GOALS MADE	42	Minnesota (12/30/2022)
	34	Ohio St. (02/05/2023)
	34	Michigan St. (01/07/2023)
	34	at George Mason (11/07/2022)
FIELD GOAL ATTEMPTS	79	Rutgers (01/15/2023)
	79	Minnesota (12/30/2022)
FIELD GOAL PERCENTAGE	.540 (34-63)	Michigan St. (01/07/2023)
	.533 (32-60)	Penn St. (01/30/2023)
3 PT FG MADE	12	UConn (12/11/2022)
	12	at George Mason (11/07/2022)
3 PT FG ATTEMPTS	30	UConn (12/11/2022)
	29	vs DePaul (N) (11/25/2022)
3 PT FG PERCENTAGE	.563 (9-16)	at Purdue Fort Wayne (12/21/2022)
	.545 (12-22)	at George Mason (11/07/2022)
	.545 (6-11)	Michigan (01/26/2023)
FREE THROWS MADE	25	at Nebraska (01/22/2023)
	23	Fordham (11/13/2022)
FREE THROW ATTEMPTS	37	at Nebraska (01/22/2023)
	28	Fordham (11/13/2022)
FREE THROW PERCENTAGE	.938 (15-16)	Penn St. (01/30/2023)
	.929 (13-14)	at Purdue Fort Wayne (12/21/2022)
REBOUNDS	47	at Nebraska (01/22/2023)
	47	vs DePaul (N) (11/25/2022)
	47	Fordham (11/13/2022)
ASSISTS	24	Rutgers (01/15/2023)
	23	Penn St. (01/30/2023)
STEALS	18	Davidson (11/16/2022)
	15	Ohio St. (02/05/2023)
BLOCKED SHOTS	10	at Purdue Fort Wayne (12/21/2022)
	7	vs DePaul (N) (11/25/2022)
TURNOVERS	21	Davidson (11/16/2022)
	19	Penn St. (01/30/2023)
	19	at Baylor (11/20/2022)
FOULS	25	at Iowa (02/02/2023)
	25	at George Mason (11/07/2022)



## 2022-23 Maryland Women's Basketball Team High/Low Analysis All games

Page 2/4  
as of Feb 10, 2023

### Opponent - Game Highs

POINTS	96	at Iowa (02/02/2023)
	90	Nebraska (12/04/2022)
	85	Michigan St. (01/07/2023)
	85	Minnesota (12/30/2022)
	81	South Carolina (11/11/2022)
FIELD GOALS MADE	37	at Iowa (02/02/2023)
	34	Minnesota (12/30/2022)
FIELD GOAL ATTEMPTS	80	Fordham (11/13/2022)
	76	Michigan St. (01/07/2023)
FIELD GOAL PERCENTAGE	.617 (37-60)	at Iowa (02/02/2023)
	.553 (26-47)	at Purdue (12/08/2022)
3 PT FG MADE	19	Michigan St. (01/07/2023)
	12	Nebraska (12/04/2022)
	12	Fordham (11/13/2022)
3 PT FG ATTEMPTS	44	Michigan St. (01/07/2023)
	36	Fordham (11/13/2022)
3 PT FG PERCENTAGE	.538 (7-13)	vs Towson (N) (11/26/2022)
	.480 (12-25)	Nebraska (12/04/2022)
FREE THROWS MADE	18	Nebraska (12/04/2022)
	17	Rutgers (01/15/2023)
FREE THROW ATTEMPTS	23	at Iowa (02/02/2023)
	22	Nebraska (12/04/2022)
	22	at Baylor (11/20/2022)
	22	at George Mason (11/07/2022)
FREE THROW PERCENTAGE	1.000 (8-8)	at Northwestern (02/09/2023)
	.909 (10-11)	Fordham (11/13/2022)
REBOUNDS	56	at Nebraska (01/22/2023)
	55	South Carolina (11/11/2022)
ASSISTS	27	at Iowa (02/02/2023)
	21	at Wisconsin (01/19/2023)
	21	UConn (12/11/2022)
	21	Nebraska (12/04/2022)
STEALS	12	Penn St. (01/30/2023)
	12	at Indiana (01/12/2023)
BLOCKED SHOTS	11	South Carolina (11/11/2022)
	5	Rutgers (01/15/2023)
	5	at Notre Dame (12/01/2022)
TURNOVERS	30	Davidson (11/16/2022)
	24	Ohio St. (02/05/2023)
	24	Michigan (01/26/2023)
FOULS	27	at Nebraska (01/22/2023)
	22	Ohio St. (02/05/2023)



## 2022-23 Maryland Women's Basketball Team High/Low Analysis All games

Page 3/4  
as of Feb 10, 2023

### Maryland - Game Lows

POINTS	56	South Carolina (11/11/2022)
	61	at Indiana (01/12/2023)
	61	Nebraska (12/04/2022)
	67	vs DePaul (N) (11/25/2022)
	69	at Nebraska (01/22/2023)
FIELD GOALS MADE	20	at Nebraska (01/22/2023)
	20	South Carolina (11/11/2022)
FIELD GOAL ATTEMPTS	55	Michigan (01/26/2023)
	55	Davidson (11/16/2022)
FIELD GOAL PERCENTAGE	.303 (20-66)	at Nebraska (01/22/2023)
	.303 (20-66)	South Carolina (11/11/2022)
3 PT FG MADE	2	at Iowa (02/02/2023)
	4	at Nebraska (01/22/2023)
	4	Nebraska (12/04/2022)
	4	at Notre Dame (12/01/2022)
	4	Fordham (11/13/2022)
3 PT FG ATTEMPTS	11	Michigan (01/26/2023)
	11	Fordham (11/13/2022)
3 PT FG PERCENTAGE	.111 (2-18)	at Iowa (02/02/2023)
	.207 (6-29)	vs DePaul (N) (11/25/2022)
FREE THROWS MADE	6	Rutgers (01/15/2023)
	7	at Purdue (12/08/2022)
FREE THROW ATTEMPTS	8	Rutgers (01/15/2023)
	9	at Purdue (12/08/2022)
FREE THROW PERCENTAGE	.571 (8-14)	at George Mason (11/07/2022)
	.676 (25-37)	at Nebraska (01/22/2023)
REBOUNDS	24	UConn (12/11/2022)
	29	at Indiana (01/12/2023)
ASSISTS	10	at Nebraska (01/22/2023)
	11	at Indiana (01/12/2023)
	11	Nebraska (12/04/2022)
	11	at Notre Dame (12/01/2022)
STEALS	2	at Baylor (11/20/2022)
	5	South Carolina (11/11/2022)
BLOCKED SHOTS	0	at Purdue (12/08/2022)
	0	South Carolina (11/11/2022)
TURNOVERS	5	UConn (12/11/2022)
	6	Minnesota (12/30/2022)
FOULS	9	at Purdue Fort Wayne (12/21/2022)
	10	Davidson (11/16/2022)



## 2022-23 Maryland Women's Basketball Team High/Low Analysis All games

Page 4/4  
as of Feb 10, 2023

### Opponent - Game Lows

POINTS	51	at Purdue Fort Wayne (12/21/2022)
	51	at George Mason (11/07/2022)
	52	Davidson (11/16/2022)
	54	at Northwestern (02/09/2023)
	54	Ohio St. (02/05/2023)
	54	at Nebraska (01/22/2023)
FIELD GOALS MADE	16	at George Mason (11/07/2022)
	17	Rutgers (01/15/2023)
FIELD GOAL ATTEMPTS	47	at Purdue (12/08/2022)
	49	at Indiana (01/12/2023)
FIELD GOAL PERCENTAGE	.291 (16-55)	at George Mason (11/07/2022)
	.306 (19-62)	at Nebraska (01/22/2023)
3 PT FG MADE	2	at Northwestern (02/09/2023)
	3	UConn (12/11/2022)
3 PT FG ATTEMPTS	10	UConn (12/11/2022)
	12	at Rutgers (01/02/2023)
3 PT FG PERCENTAGE	.111 (2-18)	at Northwestern (02/09/2023)
	.185 (5-27)	at Nebraska (01/22/2023)
FREE THROWS MADE	2	Davidson (11/16/2022)
	4	at Wisconsin (01/19/2023)
FREE THROW ATTEMPTS	6	Davidson (11/16/2022)
	7	at Wisconsin (01/19/2023)
FREE THROW PERCENTAGE	.333 (2-6)	Davidson (11/16/2022)
	.500 (6-12)	Michigan St. (01/07/2023)
REBOUNDS	28	Penn St. (01/30/2023)
	28	at Purdue (12/08/2022)
ASSISTS	6	at Purdue Fort Wayne (12/21/2022)
	10	Ohio St. (02/05/2023)
	10	at George Mason (11/07/2022)
STEALS	1	Minnesota (12/30/2022)
	1	at George Mason (11/07/2022)
BLOCKED SHOTS	1	Ohio St. (02/05/2023)
	1	Penn St. (01/30/2023)
	1	Michigan St. (01/07/2023)
	1	Minnesota (12/30/2022)
	1	vs Pittsburgh (N) (11/27/2022)
	1	at Baylor (11/20/2022)
	1	Davidson (11/16/2022)
TURNOVERS	10	at Baylor (11/20/2022)
	15	Michigan St. (01/07/2023)
	15	Fordham (11/13/2022)
FOULS	12	at Rutgers (01/02/2023)
	12	at Purdue Fort Wayne (12/21/2022)

## NCAA Statistics

## Maryland - 2022-23 Women's Basketball Ranking Summary thru games 02/09/2023

Statistic	National Rank	Conference Rank	Value	National Leader	Value	Conference Leader	Value
Assist/Turnover Ratio (350 ranked)	20	4	1.23	Colorado St.	1.74	Iowa	1.46
Assists Per Game (350 ranked)	22	5	16.7	Oklahoma	21.0	Iowa	20.7
Blocks Per Game (350 ranked)	133	10	3.3	South Carolina	9.5	Northwestern	4.7
Field Goal Percentage (350 ranked)	64	7	43.8	UConn	51.6	Iowa	50.4
Field Goal Percentage Defense (350 ranked)	226	8	41.1	South Carolina	30.0	Nebraska	38.0
Fouls Per Game (350 ranked)	177	10	17.0	Delaware St.	11.9	Michigan	15.2
Free Throw Attempts Per Game (350 ranked)	108	8	18.36	LSU	26.74	Iowa	21.42
Free Throw Percentage (350 ranked)	15	2	78.2	Lehigh	81.3	Michigan	79.6
Free Throws Made Per Game (350 ranked)	41	3	14.36	LSU	18.52	Iowa	16.04
Rebound Margin (350 ranked)	207	10	-0.6	South Carolina	21.6	Illinois	6.7
Rebounds (Defensive) Per Game (350 ranked)	149	7	25.6	Drake	33.2	Iowa	31.3
Rebounds (Offensive) Per Game (350 ranked)	120	5	12.2	Troy	21.5	Michigan St.	14.1
Rebounds Per Game (349 ranked)	121	6	37.84	Troy	51.54	Minnesota	42.33
Scoring Defense (350 ranked)	281	8	68.6	South Carolina	48.3	Indiana	60.3
Scoring Margin (349 ranked)	58	7	10.3	South Carolina	33.9	Indiana	21.2
Scoring Offense (350 ranked)	17	5	78.9	Iowa	87.6	Iowa	87.6
Steals Per Game (350 ranked)	24	4	10.5	Niagara	15.5	Penn St.	12.5
Three Point Attempts Per Game (350 ranked)	164	9	19.1	FGCU	31.7	Nebraska	25.1
Three Point Percentage (350 ranked)	16	2	36.7	Gonzaga	41.8	Illinois	37.2
Three Point Percentage Defense (350 ranked)	294	12	33.2	Fairleigh Dickinson	22.2	Ohio St.	28.5
Three Pointers Per Game (350 ranked)	86	8	7.0	FGCU	11.9	Iowa	8.4
Turnover Margin (350 ranked)	13	3	6.08	Niagara	9.86	Ohio St.	7.64
Turnovers Forced Per Game (350 ranked)	36	4	19.60	Niagara	29.33	Ohio St.	21.56
Turnovers Per Game (350 ranked)	37	3	13.5	Colorado St.	8.5	Indiana	12.8
Winning Percentage (350 ranked)	29	3	80.0	South Carolina LSU	100.0 100.0	Indiana	95.8

# 2022-23 STATISTICS

Statistic	Player	National Rank	Conference Rank	Value	National Leader	Value	Conference Leader	Value
Assist/Turnover Ratio (250 ranked)	Elisa Pinzan Shyanne Sellers	12 187	2 14	2.67 1.40	Molly Masciantonio, La Salle	4.25	Chloe Moore-McNeil, Indiana	3.25
Assists (149 ranked)					Nika Muhl, UConn	204	Caitlin Clark, Iowa	198
Assists Per Game (250 ranked)	Elisa Pinzan	248	15	3.2	Nika Muhl, UConn	8.5	Caitlin Clark, Iowa	8.2
Blocks (148 ranked)	Diamond Miller	72	4	33	Brooke Flowers, Saint Louis	107	Serah Williams, Wisconsin	43
Blocks Per Game (248 ranked)	Diamond Miller	91	4	1.38	Brooke Flowers, Saint Louis	4.12	Mackenzie Holmes, Indiana	1.75
Double Doubles (41 ranked)					Angel Reese, LSU	23	Caitlin Clark, Iowa Alexis Markowski, Nebraska	12 12
Field Goal Attempts (150 ranked)	Diamond Miller Abby Meyers	81 83	7 8	321 320	Aneesah Morrow, DePaul	577	Caitlin Clark, Iowa	462
Field Goal Percentage (250 ranked)	Shyanne Sellers Diamond Miller Abby Meyers	55 99 163	8 10 15	50.7 47.4 43.4	Mya Berkman, Liberty	70.5	Mackenzie Holmes, Indiana	69.0
Field Goals (150 ranked)	Diamond Miller Abby Meyers Shyanne Sellers	52 83 97	6 12 13	152 139 137	Maddy Siegrist, Villanova	263	Mackenzie Holmes, Indiana	216
Free Throw Attempts (149 ranked)	Diamond Miller	4	2	178	Angel Reese, LSU	232	Caitlin Clark, Iowa	199
Free Throw Percentage (248 ranked)	Diamond Miller Shyanne Sellers	124 129	10 11	81.5 80.8	Erin Houpt, Mercer	96.2	Makira Cook, Illinois	90.0
Free Throws (146 ranked)	Diamond Miller Shyanne Sellers	5 118	2 11	145 80	Caitlin Clark, Iowa	166	Caitlin Clark, Iowa	166
Minutes Per Game (150 ranked)					Gabi Vidmar, Cal St. Fullerton	38.93	Makenna Marisa, Penn St.	35.33
Points (198 ranked)	Diamond Miller Shyanne Sellers Abby Meyers	18 95 139	3 11 15	465 376 352	Maddy Siegrist, Villanova	706	Caitlin Clark, Iowa	669
Points Per Game (250 ranked)	Diamond Miller Shyanne Sellers Abby Meyers	26 162 230	3 12 18	19.4 15.0 14.1	Maddy Siegrist, Villanova	28.2	Caitlin Clark, Iowa	27.9
Rebounds (149 ranked)					Lauren Gustin, BYU	394	Kendall Bostic, Illinois	252
Rebounds (Defensive) Per Game (30 ranked)					Lauren Gustin, BYU	11.7	Caitlin Clark, Iowa	7.3
Rebounds (Offensive) Per Game (30 ranked)					Angel Reese, LSU	6.7		
Rebounds Per Game (250 ranked)					Lauren Gustin, BYU	16.4	Kendall Bostic, Illinois	10.1
Steals (139 ranked)	Diamond Miller Shyanne Sellers	65 109	4 8	50 46	Ny'Ceara Pryor, Sacred Heart	100	Leilani Kapinus, Penn St.	83
Steals Per Game (246 ranked)	Diamond Miller Shyanne Sellers	101 185	5 10	2.08 1.84	Ny'Ceara Pryor, Sacred Heart	4.35	Leilani Kapinus, Penn St.	3.46
Three Point Attempts (148 ranked)					Sammie Puiasis, South Fla.	218	Caitlin Clark, Iowa	209
Three Point Percentage (163 ranked)	Abby Meyers	70	5	38.5	Brynna Maxwell, Gonzaga	52.2	Yarden Garzon, Indiana	49.1
Three Pointers (145 ranked)	Abby Meyers	104	6	50	Sammie Puiasis, South Fla.	85	Taylor Mikesell, Ohio St.	80
Three Pointers Per Game (250 ranked)	Abby Meyers	151	9	2.00	Abbey Hsu, Columbia	3.59	Caitlin Clark, Iowa	3.21
Triple Doubles (3 ranked)					Caitlin Clark, Iowa	3	Caitlin Clark, Iowa	3



# 2022-23 STATISTICS

## GAME 1: MARYLAND 88, GEORGE MASON 51



Official Basketball Box Score - Final  
Maryland at George Mason  
11/07/22 EagleBank Arena, Fairfax  
2022-23 Women's Basketball

Game Time: 7:00 PM  
Game Duration: 1:51  
Attendance: 1,513

Maryland - 88 Record: 1-0

NO. Name	Min	FG	3P	FT	Rebounds	Fouls	TP	AS	TO	ST	Blocks	+/-
M-A	M-A	M-A	M-A	OR DR TOT	PF FD						BS BA	
13 Faith Masonius	F 14:34	1-3	0-0	0-0	2 1 3	4 0	2	1	0	0	0	9
1 Diamond Miller	G 09:40	3-5	1-2	4-5	0 1 1	0 3	11	0	1	1	2	13
3 Lavender Briggs	G 29:56	4-12	1-2	0-0	1 7 8	3 1	9	3	1	1	1	42
10 Abby Meyers	G 29:26	7-13	5-6	0-0	3 3 6	4 2	19	3	0	2	1	32
12 Elisa Pinzan	G 28:55	2-5	1-3	0-0	0 2 2	1 0	5	3	1	4	0	35
0 Shyanne Sellers	21:54	6-12	1-3	1-3	1 3 4	3 2	14	1	2	1	1	15
11 Gia Cooke	15:44	2-7	0-1	1-2	0 2 2	1 3	5	0	0	0	0	1
24 Bri McDaniel	19:25	5-6	2-3	1-3	2 5 7	2 2	13	1	2	0	0	15
5 Brinae Alexander	11:20	3-4	1-1	0-0	2 2 4	4 1	7	0	1	0	1	4
11 Emma Chardon	04:19	0-0	0-0	0-0	0 0 0	0 0	0	0	0	0	0	5
15 Mita Reynolds	11:30	1-2	0-1	1-1	0 1 1	2 1	3	1	1	0	0	9
2 Ava Sciolla	03:17	0-0	0-0	0-0	0 0 0	1 0	0	0	0	0	0	0
Team					2 2 4		0	0	0	0	0	0
Totals		34-69	12-22	8-14	13 29 42	25 15	88	13	9	9	6 2 37	

Technical Fouls:NONE

Shooting By Period	1st FG%	2nd FG%	3rd FG%	4th FG%	GM FG%
1st FG%	7-13 53.8%				
2nd FG%	2-6 33.3%				
3rd FG%	4-5 80%				
4th FG%	7-19 36.8%				
GM FG%	34-69 49.3%				
3PT%	12-22 54.5%				
FT%	8-14 57.1%				

Dead Ball Rebounds: 2, 0

George Mason - 51

NO. Name	Min	FG	3P	FT	Rebounds	Fouls	TP	AS	TO	ST	Blocks	+/-
M-A	M-A	M-A	M-A	OR DR TOT	PF FD						BS BA	
2 Tania Lawhorne	F 18:39	2-12	1-7	0-0	0 2 2	1 3	5	1	0	0	0	-16
1 Jazmyn Doster	C 17:18	2-4	0-0	3-4	4 3 7	4 3	7	0	2	0	0	-26
0 Taylor Jameson	G 33:00	5-16	1-9	4-6	0 4 4	2 6	15	0	2	0	0	-33
4 Sonia Smith	G 18:27	1-4	0-1	1-2	0 1 1	4 2	3	2	3	0	0	-21
15 J-Naya Ephraim	G 31:20	2-7	1-1	4-6	1 4 5	2 4	9	3	2	0	0	-26
42 Nalani Kaysia	18:25	1-4	0-0	0-0	1 4 5	1 1	2	0	3	0	2	-5
14 Paula Suarez	26:50	1-1	1-1	2-2	1 3 4	1 3	5	4	3	1	0	-21
23 Nekhu Mitchell	13:37	0-3	0-1	0-0	1 0 1	0 0	0	0	1	0	0	-13
5 Trey Kennedy	14:58	1-3	1-2	0-2	0 1 1	0 3	0	0	0	0	0	-16
13 Angelee Rodriguez	07:26	1-1	0-0	0-0	0 0 0	0 0	2	0	1	0	0	-8
Team					3 4 7		0	1	0	0	0	0
Totals		16-55	5-22	14-22	11 26 37	15 25	51	10	18	1	2 6 37	

Technical Fouls:NONE

Shooting By Period	1st FG%	2nd FG%	3rd FG%	4th FG%	GM FG%
1st FG%	3-16 18.8%				
2nd FG%	3-16 18.8%				
3rd FG%	3-16 18.8%				
4th FG%	3-16 18.8%				
GM FG%	16-55 29.1%				
3PT%	5-22 22.7%				
FT%	14-22 63.6%				

Dead Ball Rebounds: 7, 0

Biggest lead	UMD	GMU
37 (4 <sup>th</sup> 3:38)	0 (1 <sup>st</sup> 10:00)	
Best Scoring Run	15 (2 <sup>nd</sup> 2:01)	6 (4 <sup>th</sup> 2:29)
Lead Changes	0	0
Times Tied	0	0
Time with Lead	39:02	00:00

Points from Turnovers	UMD	GMU
29	5	
Paint	28	22
Second Chance	9	4
Fast Breaks	9	9
Bench	42	12

Period by Period Scoring	1st	2nd	3rd	4th	TOT
UMD	20	19	24	25	88
GMU	9	8	17	17	51

## GAME 2: SOUTH CAROLINA 81, MARYLAND 56



Official Basketball Box Score - Final  
South Carolina at Maryland  
11/11/22 XFINITY Center, College Park  
2022-23 Women's Basketball

Game Time: 6:00 PM  
Game Duration: 2:04  
Attendance: 9,244

Officials: Felicia Grinter, Michael McConnell, Cameron Inouye

South Carolina - 81 Record: 2-0

NO.	Name		Min	FG	3P	FT	Rebounds	Fouls	TP	AS	TO	ST	Blocks	+/-
				M-A	M-A	M-A	OR DR TOT	PF FD					BS BA	
4	Aliyah Boston	F	29:39	7-8	0-0	2-3	4 9 13	3 5	16	2	3	0	1	16
5	Victoria Saxton	F	18:30	2-3	0-0	0-0	2 2 4	0 2	4	1	1	0	2	5
1	Zia Cooke	G	28:11	4-14	4-9	6-7	0 1 1	1 4	18	3	0	2	0	32
12	Brea Beal	G	26:43	3-7	3-7	0-0	1 7 8	3 0	9	4	1	1	2	4
25	Raven Johnson	G	15:56	0-4	0-0	0-0	0 3 3	0 0	0	2	2	1	0	6
41	Kierra Fletcher		18:12	0-5	0-2	2-2	1 2 3	3 0	2	3	2	1	0	22
10	Kamilla Cardoso		13:28	6-7	0-0	1-1	4 1 5	2 1	13	1	3	1	1	17
15	Laeticia Amhere		18:30	4-9	1-4	1-2	5 3 8	2 2	10	2	4	0	2	20
2	Ashlyn Watkins		05:53	2-3	0-0	1-1	0 0 0	0 0	2	1	3	0	0	4
20	Sania Feagin		11:15	1-2	0-0	0-0	0 2 2	1 0	2	0	2	0	2	2
11	Talaysia Cooper		06:37	0-2	0-1	0-0	0 1 1	1 0	0	2	0	0	0	-3
23	Bree Hall		07:06	1-2	0-1	0-0	0 0 0	1 2	2	0	0	0	1	0
Team							1 6 7		0	0				
Totals				30-68	8-28	13-16	18 37 55	19 17	81	20	20	6	11	0 25

Technical Fouls:Fletcher 3<sup>rd</sup> 3:11

Shooting By Period	1st FG%	2nd FG%	3rd FG%	4th FG%	GM FG%
1st FG%	9-16 56.3%				
2nd FG%	1-5 20.0%				
3rd FG%	0-0 0%				
4th FG%	4-19 21.1%				
GM FG%	30-68 44.1%				
3PT%	8-28 28.6%				
FT%	13-16 81.3%				

Dead Ball Rebounds: 2, 0

Maryland - 56

NO. Name	Min	FG M-A	3P M-A	FT M-A	Rebounds OR DR TOT	Fouls PF FD	TP	AS	TO	ST	Blocks BS BA	+/-
13 Faith Masonius	F 28:13	1-4	0-1	1-2	1 4 5	4 3	3	1	4	3	0	-14
0 Shyanne Sellers	G 22:42	4-10	1-3	0-0	0 5 5	1 9	3	3	1	0	2	-9
3 Lavender Briggs	G 31:23	1-8	1-2	1 3 4	0 1	4	2	1	0	0	0	-38
10 Abby Meyers	G 37:34	9-23	2-6	1-2	1 5 6	2 4	21	1	2	0	2	-28
12 Elisa Pinzan	G 24:00	1-3	1-2	0-0	0 0 0	0 0	3	4	1	1	0	-20
5 Brinae Alexander	23:45	2-4	1-2	2-2	0 1 1	5 5	7	0	1	0	0	-12
24 Bri McDaniel	13:13	0-6	0-2	2-2	0 1 1	2 1	2	0	0	0	0	-3
11 Gia Cooke	16:00	2-8	0-1	3-4	0 1 1	0 3	7	1	1	0	0	-5
15 Mita Reynolds	03:10	0-0	0-0	0-0	0 0 0	0 0	0	0	0	0	0	-6
Team					8 1 9		0	0	0	0	0	0
Totals		20-66	6-20	10-14	11 21 32	18 18	56	12	13	5 0 11	-25	

Technical Fouls:McDaniel 3<sup>rd</sup> 3:11

Biggest lead	USC	UMD
27 (4 <sup>th</sup> 5:29)	0 (1 <sup>st</sup> 10:00)	
Best Scoring Run	11 (4 <sup>th</sup> 9:04)	7 (4 <sup>th</sup> 1:55)
Lead Changes	0	0
Times Tied	1	0
Time with Lead	38:17	00:00

Points from Turnovers	USC	UMD
40	11	
Paint	40	20
Second Chance	18	7
Fast Breaks	11	10
Bench	34	16

## GAME 3: MARYLAND 83, FORDHAM 76



Official Basketball Box Score - Final  
Fordham at Maryland  
11/13/22 XFINITY Center, College Park  
2022-23 Women's Basketball

Game Time: 1:00 PM  
Game Duration: 1:59  
Attendance: 4,052

Officials: Roy Gubayan, Doug Knight, Adrienne Gilmore-Nichols

Fordham - 76 Record: 2-1

No. Name	Min	FG	3P	FT	Rebounds		Fouls		TP	AS	TO	ST	Blocks		+/-	
		M-A	M-A	M-A	OR	DR	TP	PF					FD	BS		BA
24 Kaitlyn Downey	F 31:11	5-12	4-10	3-3	2	8	10	3	4	17	7	2	3	0	0	6
43 Megan Jonassen	F 31:39	3-9	0-2	0-0	5	4	9	3	0	6	1	1	0	0	3	-5
2 Anna DeWolfe	G 38:44	9-20	4-9	2-2	0	2	2	2	3	24	1	0	1	0	1	-4
3 Ashiah Dingle	G 23:07	5-13	3-6	3-4	0	3	3	2	6	16	3	6	0	1	0	-10
13 Sarah Karpell	G 32:21	2-10	0-5	0-0	1	2	3	0	4	2	3	1	0	0	0	-12
21 Jada Dapaa	24:21	1-8	0-0	2-2	6	5	11	3	3	4	0	1	0	0	0	-23
1 Matilda Flood	13:54	2-6	1-3	0-0	2	0	2	5	1	5	1	2	1	1	0	-7
33 Colleen McQuillen	04:43	0-1	0-1	0-0	0	0	0	0	0	0	0	0	0	0	0	-4
Team					1	1	2			0	0					
Totals		27-80	12-36	10-11	17	25	42	21	17	76	15	15	6	2	4	-7
Technical Fouls: NONE																

Technical Fouls:NONE

Shooting By Period	1st FG%	2nd FG%	3rd FG%	4th FG%	GM FG%
1st FG%	4-17 23.5%				
2nd FG%	1-9 11.1%				
3rd FG%	2-2 100%				
4th FG%	9-25 36.0%				
GM FG%	27-80 33.8%				
3PT%	12-36 33.3%				
FT%	10-11 90.9%				

Dead Ball Rebounds: 0, 0

Maryland - 83

NO.	Name	Min	FG	3P	FT	Rebounds	Fouls	TP	AS	TO	ST	Blocks	+/-
			M-A	M-A	M-A	OR DR TOT	PF FD					BS BA	
13	Faith Masonius	F 25:51	5-9	1-2	1-2	3 2 5	1 1	12	3	2	0	0	6
1	Diamond Miller	G 34:46	4-12	1-3	13-14	1 12 13	3 7	22	1	8	1	2	18
3	Lavender Briggs	G 29:48	3-8	0-1	0-0	2 3 5	0 1	6	2	0	1	2	0
10	Abby Meyers	G 27:16	5-8	0-2	1-2	1 6 7	2 2	11	2	1	1	0	12
12	Elisa Pinzan	G 28:16	1-4	0-1	0-0	1 0 1	0 1	2	6	3	0	0	5
5	Brinae Alexander	19:17	5-9	2-2	2-2	0 4 4	4 3	14	1	1	2	0	1
0	Shyenne Sellers	21:15	5-7	0-0	5-6	0 6 6	3 5	15	3	0	0	0	-7
24	Bri McDaniel	04:23	0-0	0-0	0-0	1 1 1	1 0	0	0	0	0	0	3
11	Gia Cooke	04:47	0-2	0-0	1-2	0 0 0	2 0	1	0	0	0	0	-3
15	Mila Reynolds	04:21	0-1	0-0	0-0	0 1 1	1 1	0	0	1	1	0	-13
Team						2 2 4		0	0				
Totals			28-60	4-11	23-28	10 37 47	17 21	83	18	16	9	4	2 7
Technical Fouls: NONE													

# 2022-23 STATISTICS

## GAME 5: MARYLAND 73, BAYLOR 68



Official Basketball Box Score - Final  
**Maryland at Baylor**  
 11/20/22 Ferrell Center, Waco  
 2022-23 Women's Basketball

Game Time: 2:00 PM  
 Game Duration: 2:04  
 Attendance: 4,500

Maryland - 73

Record: 4-1

No.	Name	Min	FG		3P	FT	Rebounds		Fouls		TP	AS	TO	ST	Blocks		+/-
			M-A	M-A	M-A	M-A	OR	DR	TOT	PF					FD	BS	
13	Faith Masonius	F 39:09	3-8	0-1	2-2	4-4	4	8	3	4	8	1	1	0	0	0	5
1	Diamond Miller	G 34:46	11-21	2-4	8-10	4-6	10-10	3-7	32	3	6	1	0	0	0	0	-1
3	Lavender Briggs	G 14:08	0-2	0-0	0-0	1-2	3-3	2-1	0	1	1	0	0	1	0	0	-3
10	Abby Meyers	G 32:09	5-13	3-5	0-0	2-8	10-10	3-1	13	4	3	0	0	0	0	0	5
12	Elisa Pinzan	G 26:36	4-6	1-1	0-0	1-2	1-2	1-0	9	6	2	0	0	0	0	0	5
0	Shyanne Sellers	19:50	1-2	1-2	3-4	0-3	3-3	2-3	6	1	4	1	1	0	0	1	3
5	Brinae Alexander	27:00	2-4	1-2	0-0	1-0	1-3	2-5	5	0	1	0	0	0	0	1	7
24	Bri McDaniel	06:22	0-1	0-0	0-0	0-0	4-4	2-2	0	0	1	0	0	0	0	0	4
Team						1	1	2					0	0			
Totals			26-57	8-15	13-16	14-29	43-43	19-18	73	16	19	2	2	1	5		

Technical Fouls: NONE

Shooting By Period		1st	2nd	3rd	4th	FT
1st FG%	4-11	36.4%				
3PT%	1-3	33.3%				
FT%	3-4	75%				
2nd FG%	10-15	66.7%				
3PT%	2-4	50.0%				
FT%	2-2	100%				
3rd FG%	6-16	37.5%				
3PT%	2-5	40.0%				
FT%	3-4	75%				
4th FG%	6-15	40.0%				
3PT%	3-3	100.0%				
FT%	5-6	83.3%				
GM FG%	26-57	45.6%				
3PT%	8-15	53.3%				
FT%	13-16	81.3%				

Dead Ball Rebounds: 1, 1

Baylor - 68

Record: 3-1

No.	Name		Min	FG M-A	3P M-A	FT M-A	Rebounds OR DR TOT	Fouls PF FD	TP	AS	TO	ST	Blocks BS BA	+/-	
51	Caillin Bickle	F	20:03	5-7	0-0	0-0	1 2 3	5 0 10	1	0	0	0	0	0	
5	Darianna Littlepage-Buggs	G	31:23	6-11	0-1	4-7	7 5 12	4 5 16	0	1	1	0	0	-14	
10	Jaden Owens	G	28:00	2-8	2-3	0-4	1 2 3	2 4 9	6	2	4	1	0	-2	
21	Ja'Mee Asberry	G	33:43	1-9	0-6	0-0	1 1 2	1 3 2	3	1	0	0	0	8	
24	Sarah Andrews	G	37:11	9-22	4-14	3-7	1 2 3	3 2 25	6	2	4	0	1	3	
22	Bella Fontleroy		21:44	1-7	0-3	0-0	4 4 8	2 1 2	1	1	1	0	0	-7	
30	Catarina Ferreira		17:12	0-1	0-1	1-2	1 2 3	2 2 1	1	2	1	0	0	-16	
4	Jana Van Gytlenbeek	G	10:44	1-4	0-1	1-2	0 1 1	0 1 3	0	1	0	0	0	-14	
Team							2 0 2			0	0	0			
Totals					25-69	6-29	12-22	18 19 37	18 19 68	18	10	10	1	2	-5

Technical Fouls: NONE

Shooting By Period		1st	2nd	3rd	4th	FT
1st FG%	5-19	26.3%				
3PT%	1-7	14.3%				
FT%	2-5	40%				
2nd FG%	4-21	19.0%				
3PT%	0-10	0.0%				
FT%	5-8	62.5%				
3rd FG%	8-17	47.1%				
3PT%	2-8	25.0%				
FT%	3-4	75%				
4th FG%	8-12	66.7%				
3PT%	3-4	75.0%				
FT%	2-5	40%				
GM FG%	25-69	36.2%				
3PT%	6-29	20.7%				
FT%	12-22	54.5%				

Dead Ball Rebounds: 6, 0

	UMD	BAY
Biggest lead	14 (4 <sup>th</sup> 7:52)	5 (1 <sup>st</sup> 3:24)
Best Scoring Run	11 (4 <sup>th</sup> 7:52)	9 (3 <sup>rd</sup> 8:11)
Lead Changes	5	
Times Tied	6	
Time with Lead	28:44	07:04

Points from		UMD	BAY
Turnovers	11	22	
Paint	28	34	
Second Chance	13	17	
Fast Breaks	13	8	
Bench	11	6	

Period by Period Scoring		1st	2nd	3rd	4th	TOT
UMD	12	24	17	20	73	
BAY	13	13	21	21	68	

## GAME 6: DEPAUL 76, MARYLAND 67



Official Basketball Box Score - Final  
**DePaul at Maryland**  
 11/25/22 Suncoast Credit Union Arena, Fort Myers, Fla.  
 2022-23 Women's Basketball

Game Time: 11:00 AM  
 Game Duration: 1:56  
 Attendance: 325

DePaul - 76

Record: 3-2

No.	Name	Min	FG	3P	FT	Rebounds	Fouls	TP	AS	TO	ST	Blocks	+/-			
			M-A	M-A	M-A	OR	DR	TOT	PF	FD		BS				
24	Aneesah Morrow	F 32:48	8-19	3-8	3-8	2	8	10	4	7	22	1	2	1	1	12
33	Jorie Allen	F 38:13	4-8	1-1	1-2	7	6	13	2	2	10	3	1	0	1	7
21	Darrione Rogers	G 39:42	3-16	2-10	4-4	0	5	5	1	3	12	9	8	1	0	1
22	Anayia Peoples	G 19:49	1-6	0-1	0-0	1	2	3	3	0	2	2	1	1	1	-5
35	Kendall Holmes	G 38:34	5-8	3-6	4-5	0	3	3	3	5	17	0	3	1	0	13
1	Keke Rimmer	29:30	5-13	2-4	1-2	3	9	12	1	3	13	1	2	3	0	6
20	Zaria Hurston	01:24	0-0	0-0	0-0	0	0	0	0	1	0	0	0	0	0	0
Team						3	3	6			0		0			
Totals			26-70	11-30	13-21	16	36	52	14	21	76	16	17	7	3	7
Technical Fouls: NONE																

Technical Fouls: NONE

Shooting By Period		1st	2nd	3rd	4th	FT
1st FG%	6-13	46.2%				
3PT%	3-7	42.9%				
FT%	0-0	0%				
2nd FG%	8-23	34.8%				
3PT%	3-11	27.3%				
FT%	1-2	50%				
3rd FG%	4-16	25.0%				
3PT%	1-4	25.0%				
FT%	3-5	60%				
4th FG%	8-18	44.4%				
3PT%	4-8	50.0%				
FT%	9-14	64.3%				
GM FG%	26-70	37.1%				
3PT%	11-30	36.7%				
FT%	13-21	61.9%				

Dead Ball Rebounds: 5, 0

Maryland - 67

Record: 4-2

No.	Name		Min	FG		3P		FT		Rebounds		Fouls		TP	AS	TO	ST	Blocks		+/-
				M-A	M-A	M-A	M-A	M-A	OR	DR	TOT	PF	FD					BS	BA	
13	Faith Masonius	F	30:46	5-8	0-0	2-3	3-7	10-10	3-2	12	1	1	1	0	1	0	1	-14		-14
1	Diamond Miller	G	26:37	3-12	1-5	4-6	1-4	5-5	5-3	11	3	4	2	5	1	0	0	-8		-8
10	Abby Meyers	G	25:59	4-12	2-6	0-0	1-3	4-4	2-0	10	0	2	1	0	0	0	0	-6		-6
12	Elisa Pinzan	G	19:44	3-6	2-4	0-0	0-1	1-0	0-0	8	1	2	1	0	0	0	0	-12		-12
30	Lavender Briggs	G	18:46	0-5	0-1	1-1	2-3	3-3	0-1	1	2	2	0	0	0	0	0	-6		-6
5	Brinae Alexander		16:02	1-6	0-3	0-0	0-3	3-3	2-1	2	2	0	1	0	0	0	0	-1		-1
0	Shyanne Sellers		21:20	5-11	1-6	2-2	1-4	5-5	4-3	13	1	1	1	0	1	0	0	0		0
24	Bri McDaniel		14:06	0-6	0-1	0-0	0-2	2-2	1-1	0	1	1	0	0	0	0	0	1		1
11	Gia Cooke		19:36	3-10	0-3	4-4	1-0	1-1	3-2	10	0	1	2	0	0	0	0	2		2
15	Mila Reynolds		06:50	0-0	0-0	0-0	1-2	3-3	1-1	0	1	0	0	0	0	0	0	2		2
Team							6	4	10											
Totals				24-76	6-29	13-16	16-31	47-47	21-14	67	12	14	8	7	3	9				

Technical Fouls: NONE

Shooting By Period		
1 <sup>st</sup>	FG%	2-18 11.1%
	3PT%	1-10 10.0%
	FT%	5-6 83.3%
2 <sup>nd</sup>	FG%	7-17 41.2%
	3PT%	3-5 60.0%
	FT%	0-0 0%
3 <sup>rd</sup>	FG%	6-20 30.0%
	3PT%	1-5 20.0%
	FT%	5-7 71.4%
4 <sup>th</sup>	FG%	9-21 42.9%
	3PT%	1-9 11.1%
	FT%	3-3 100%
GM	FG%	24-76 31.6%
	3PT%	6-29 20.7%
	FT%	13-16 81.3%

# 2022-23 STATISTICS

## GAME 9: MARYLAND 74, NOTRE DAME 72



Official Basketball Box Score - Final  
**Maryland at Notre Dame**  
 12/01/22 Purcell Pavilion at the Joyce Center, Notre Dame, Ind.  
 2022-23 Women's Basketball

Game Time: 6:30 PM  
 Game Duration: 1:58  
 Attendance: 3,131

Officials: Dee Kanter, Pusani Spurlock-Welsh, Angelica Sufferin

Maryland - 74												
Record: 7-2												
NO. Name	Min	FG	3P	FT	Rebounds	Fouls	TP	AS	TO	ST	Blocks	+/-
		M-A	M-A	M-A	OR DR TOT	PF FD					BS BA	
13 Faith Masonius	F 31:53	1-5	0-2	0-0	2 2 4	4 1	2	1	1	3	0 0 0	0
0 Shyanne Sellers	G 31:46	6-15	0-1	0-0	5 7 12	2 3	5	2	8	2	0 1 7	7
1 Diamond Miller	G 36:38	11-21	0-3	9-11	5 7 12	4 6	31	5	3	2	3 1 6	6
10 Abby Meyers	G 35:36	3-10	0-3	0-0	2 2 4	3 2	6	3	0	0	0 1 -5	5
12 Elisa Pinzan	G 13:18	1-2	0-1	0-0	0 1 1	1 0	2	0	2	0	0 0 -4	4
3 Lavender Briggs	24:06	3-7	2-2	0-0	2 4 6	0 0	8	0	3	1	0 1 6	6
5 Brinae Alexander	20:14	3-8	2-4	0-0	0 1 1	1 0	8	0	0	1	0 0 4	4
11 Gia Cooke	01:38	0-0	0-0	0-0	0 0 0	0 0	0	0	0	0	0 0 0	0
15 Milla Reynolds	02:32	0-1	0-0	0-0	1 0 1	0 0	0	0	0	0	0 0 0	0
24 Bri McDaniel	02:19	0-1	0-0	0-0	0 0 0	0 0	0	0	0	0	0 1 -4	4
Team					3 4 7							
Totals		28-70	4-16	14-17	17 24 41	15 17	74	11	13	9	3 5 2	2
Technical Fouls:NONE												

Dead Ball Rebounds: 4, 0

Notre Dame - 72												
Record: 6-1												
NO. Name	Min	FG	3P	FT	Rebounds	Fouls	TP	AS	TO	ST	Blocks	+/-
		M-A	M-A	M-A	OR DR TOT	PF FD					BS BA	
21 Maddy Westbeld	F 20:25	4-9	0-2	0-0	3 3 6	4 1	8	2	3	0	1 0 -1	1
22 Kylee Watson	F 32:35	4-8	0-0	2-4	2 0 2	3 4	10	4	3	0	3 1 -10	10
1 Dara Mabrey	G 35:00	3-11	1-7	0-0	0 3 3	2 0	7	2	2	1	0 0 -8	8
5 Olivia Miles	G 25:04	6-9	1-3	1-1	0 4 4	4 2	14	7	3	2	0 0 4	4
11 Sonia Citron	G 38:20	8-14	4-5	4-4	1 9 10	3 2	24	1	3	1	0 1 2	2
33 Lauren Ebo	21:21	0-5	0-0	1-2	4 1 5	2 3	1	2	2	1	1 0 4	4
14 KK Bransford	26:01	3-6	0-0	2-4	1 1 2	2 8	0	0	1	2	0 1 3	3
15 Natalija Marshall	01:14	0-0	0-0	0-0	0 0 0	0 0	0	0	0	0	0 0 -4	4
Team					2 3 5							
Totals		28-62	6-17	10-15	13 24 37	17 15	72	18	18	7	5 3 -2	2
Technical Fouls:NONE												

Dead Ball Rebounds: 2, 0

	MAR	UND
Biggest lead	8 (2 <sup>nd</sup> 7:38)	7 (1 <sup>st</sup> 8:02)
Best Scoring Run	7 (2 <sup>nd</sup> 7:38)	7 (1 <sup>st</sup> 8:02)
Lead Changes	15	
Times Tied	10	
Time with Lead	18:27	15:59

## GAME 11: MARYLAND 77, PURDUE 74



Official Basketball Box Score - Final  
**Maryland at Purdue**  
 12/08/22 Mackey Arena, West Lafayette  
 2022-23 Women's Basketball

Game Time: 6:30 PM  
 Game Duration: 1:47  
 Attendance: 3,007

Officials: Brian Garland, Dee Kanter, Michael McConnell

Maryland - 77												
Record: 8-3 (1-1)												
NO. Name	Min	FG	3P	FT	Rebounds	Fouls	TP	AS	TO	ST	Blocks	+/-
		M-A	M-A	M-A	OR DR TOT	PF FD					BS BA	
5 Brinae Alexander	F 23:46	4-9	3-6	0-0	1 2 3	4 1	11	0	1	1	0 2 -2	2
13 Faith Masonius	F 33:35	2-8	0-0	1-1	5 5 10	3 1	5	0	4	2	0 0 0	0
0 Shyanne Sellers	G 32:14	6-16	1-3	2-3	1 2 3	4 3	15	5	3	2	0 1 9	9
1 Diamond Miller	G 29:20	6-11	2-4	4-5	4 2 6	3 5	18	4	4	0	0 1 8	8
12 Elisa Pinzan	G 27:10	2-5	1-2	0-0	0 0 0	1 0	5	5	2	3	0 0 -5	5
3 Lavender Briggs	24:47	2-7	0-2	0-0	2 4 6	4 1	4	2	1	1	0 0 7	7
10 Abby Meyers	29:00	8-16	3-8	0-0	0 0 0	1 2	19	1	0	2	0 0 2	2
11 Gia Cooke	00:04	0-0	0-0	0-0	0 0 0	0 0	0	0	0	0	0 0 -2	2
24 Bri McDaniel	00:04	0-0	0-0	0-0	0 0 0	0 0	0	0	0	0	0 0 -2	2
Team					2 1 3							
Totals		30-72	10-25	7-9	15 16 31	20 13	77	17	15	11	0 4 3	3
Technical Fouls:NONE												

Dead Ball Rebounds: 2, 3

Purdue - 74												
Record: 8-2 (1-1)												
NO. Name	Min	FG	3P	FT	Rebounds	Fouls	TP	AS	TO	ST	Blocks	+/-
		M-A	M-A	M-A	OR DR TOT	PF FD					BS BA	
34 Caitlyn Harper	F 25:51	4-4	0-0	2-3	0 2 2	0 3	10	0	3	2	0 0 4	4
5 Cassidy Hardin	G 30:14	4-7	3-6	0-0	0 6 6	0 1	11	3	1	1	0 0 3	3
10 Jeanae Terry	G 26:09	2-3	0-0	5-6	1 2 3	3 5	9	6	5	3	0 0 4	4
11 Lasha Petree	G 28:27	5-11	1-4	3-4	0 2 2	3 2	14	0	2	0	2 0 -4	4
33 Madison Layden	G 36:12	1-4	1-4	1-2	0 5 5	2 1	4	4	4	2	0 -5	5
23 Abby Ellis	25:53	7-12	2-5	2-4	1 3 4	2 5	18	1	4	0	0 0 1	1
3 Jayla Smith	09:53	0-2	0-1	0-0	0 1 1	0 1	0	0	2	1	0 -10	10
35 Rickie Woltman	10:28	2-3	0-0	0-0	2 0 2	1 1	4	0	0	0	0 -6	6
14 Ava Learn	06:53	1-1	0-0	2-2	1 1 2	2 1	4	0	1	1	0 0 -2	2
Team					0 1 1							
Totals		26-47	7-20	15-21	5 23 28	13 20	74	14	22	10	4 0 -3	3
Technical Fouls:NONE												

Dead Ball Rebounds: 3, 4

	UMD	PUR
Biggest lead	4 (4 <sup>th</sup> 4:44)	8 (3 <sup>rd</sup> 3:35)
Best Scoring Run	8 (1 <sup>st</sup> 0:33)	8 (4 <sup>th</sup> 3:26)
Lead Changes	9	
Times Tied	5	
Time with Lead	04:21	31:12

## GAME 10: NEBRASKA 90, MARYLAND 67



Official Basketball Box Score - Final  
**Nebraska at Maryland**  
 12/04/22 XFINITY Center, College Park  
 2022-23 Women's Basketball

Game Time: 1:00 PM  
 Game Duration: 1:57  
 Attendance: 4,321

Officials: Tim Daley, Maggie Tierman, Mark Resch

Nebraska - 90												
Record: 6-3 (1-0)												
NO. Name	Min	FG	3P	FT	Rebounds	Fouls	TP	AS	TO	ST	Blocks	+/-
		M-A	M-A	M-A	OR DR TOT	PF FD					BS BA	
34 Isabelle Bourne	F 34:43	7-11	4-5	0-0	1 5 6	2 1	18	4	3	1	1 0 27	27
40 Alexis Markowski	C 23:44	5-9	0-0	4-6	3 3 6	4 5	14	1	5	0	0 25	25
1 Jaz Shelley	G 39:35	10-17	6-10	3-3	0 3 3	0 3	29	5	2	3	1 0 20	20
3 Allison Weidner	G 29:02	3-5	1-2	6-8	3 12 15	4 6	18	5	2	0	0 23	23
42 Maddie Krull	G 34:57	2-8	0-3	2-2	0 2 2	1 3	6	5	1	0	0 29	29
21 Annika Stewart	11:35	2-4	1-2	1-1	0 0 0	2 1	6	0	0	0	0 1 1	1
14 Callin Hake	07:36	0-1	0-1	0-0	0 0 0	1 1	0	0	0	0	0 -1	1
15 Kendall Moriarty	08:50	0-2	0-1	2-2	2 0 2	2 1	2	0	2	0	1 0 -2	2
32 Kendall Coley	09:58	1-3	0-1	0-0	0 1 1	0 0	2	1	1	0	0 -7	7
Team					0 0 0							
Totals		30-60	12-25	18-22	9 26 35	16 21	90	21	17	4	3 1 23	23
Technical Fouls:NONE												

Dead Ball Rebounds: 3, 0

Maryland - 67												
Record: 7-3 (0-1)												
NO. Name	Min	FG	3P	FT	Rebounds	Fouls	TP	AS	TO	ST	Blocks	+/-
		M-A	M-A	M-A	OR DR TOT	PF FD					BS BA	
13 Faith Masonius	F 33:03	4-6	0-0	1-1	2 2 4	2 1	9	3	3	0	0 0 -24	24
0 Shyanne Sellers	G 33:20	7-12	0-0	7-9	2 6 8	2 8	21	1	1	1	0 -25	25
1 Diamond Miller	G 23:56	3-12	1-4	6-6	2 2 4	4 4	13	2	5	2	0 1 -29	29
10 Abby Meyers	G 25:55	1-7	0-2	0-0	3 3 6	4 1	2	2	0	0	0 1 -11	11
12 Elisa Pinzan	G 12:22	0-1	0-0	0-0	0 1 1	0 0	0	2	0	0	0 0 -3	3
3 Lavender Briggs	26:05	3-7	0-1	0-0	1 3 4	2 0	6	0	1	0	0 1 -12	12
5 Brinae Alexander	27:50	5-10	3-7	1-2	0 2 2	4 2	14	1	3	2	0 0 -5	5
15 Milla Reynolds	03:47	0-1	0-0	0-0	0 1 1	0 0	0	0	0	0	0 0 -3	3
24 Bri McDaniel	05:48	0-2	0-0	0-0	0 1 1	2 0	0	0	0	1	0 0 -3	3
11 Gia Cooke	07:54	1-2	0-1	0-0	0 0 0	1 0	2	0	0	0	0 0 -6	6
Team					2 1 3							
Totals		24-60	4-16	15-18	12 22 34	21 16	67	11	17	6	1 3 -23	23
Technical Fouls:NONE												

Dead Ball Rebounds: 1, 0

	UNL	UMD
Biggest lead	23 (4 <sup>th</sup> 0:04)	11 (2 <sup>nd</sup> 1:22)

# 2022-23 STATISTICS

## GAME 13: MARYLAND 88, PFW 51



Official Basketball Box Score - Final  
#15 Maryland at Purdue Fort Wayne  
12/21/22 Gates Sports Center, Fort Wayne, Ind.  
#15 Maryland at Purdue Fort Wayne

Game Time: 11:00 AM  
Game Duration: 1:41  
Attendance: 570

#15 Maryland - 88

Record: 10-3

NO. Name	Min	FG	3P	FT	Rebounds	Fouls	TP	AS	TO	ST	Blocks	+/-
M-A	M-A	M-A	M-A	OR DR TOT	PF FD						BS BA	
13 Faith Masonius	F 14:30	1-5	0-0	0-1	1 2 3	1 2	2	0	1	4	1	14
0 Shyanne Sellers	G 33:31	7-13	2-3	2-2	3 3 6	3 2	18	3	1	1	2	36
1 Diamond Miller	G 19:26	6-16	1-3	4-4	1 5 6	2 2	17	4	2	2	4	17
12 Abby Meyers	G 21:32	6-10	2-4	0-0	1 2 3	0 0	14	1	1	0	0	11
2 Elisa Pinzan	G 22:25	2-3	1-1	0-0	0 3 3	1 0	5	6	0	1	0	0
5 Brinae Alexander	28:50	3-5	3-4	4-4	2 6 8	1 2	13	3	3	2	0	35
3 Lavender Briggs	28:18	4-8	0-1	0-0	2 2 4	1 0	8	2	2	1	1	24
24 Bri McDaniel	18:23	3-6	0-0	3-3	2 1 3	0 4	9	0	0	2	0	23
2 Ava Sciolla	13:05	1-3	0-0	0-0	1 3 4	0 0	2	1	0	0	0	11
Team					3 1 4		0					
Totals		33-69	9-16	13-14	16 28 44	9 12	88	20	10	13	10	4 37

Technical Fouls: NONE

Shooting By Period	1st FG%	2nd FG%	3rd FG%	4th FG%	GM FG%
1st FG%	7-18 38.9%				
3PT%	2-2 100.0%				
FT%	4-4 100%				
2nd FG%	8-17 47.1%				
3PT%	3-6 50.0%				
FT%	0-0 0%				
3rd FG%	12-17 70.6%				
3PT%	4-5 80.0%				
FT%	4-5 80%				
4th FG%	6-17 35.3%				
3PT%	0-3 0.0%				
FT%	5-5 100%				
GM FG%	33-69 47.8%				
3PT%	9-16 56.3%				
FT%	13-14 92.9%				

Dead Ball Rebounds: 0, 0

Purdue Fort Wayne - 51

Record: 4-8

NO. Name	Min	FG	3P	FT	Rebounds	Fouls	TP	AS	TO	ST	Blocks	+/-
M-A	M-A	M-A	M-A	OR DR TOT	PF FD						BS BA	
21 Jazzlyn Linbo	F 09:18	0-0	0-0	0-0	0 4 4	1 0	0	1	0	0	1	-7
1 Shayla Sellers	G 30:34	2-8	2-5	0-0	2 5 7	1 2	6	2	4	0	0	-32
4 Ryn Ott	G 18:03	1-5	0-1	0-0	0 0 0	0 0	2	2	0	0	1	-26
12 Destinee Marshall	G 24:14	3-5	2-2	0-0	0 4 4	4 1	8	1	5	1	0	-19
13 Amelia Bromsenkel	G 37:07	9-21	2-6	5-5	5 5 10	1 3	25	0	0	0	1	-32
20 Sylare Starks	10:45	0-4	0-1	0-0	0 2 2	1 0	0	0	0	0	0	-13
22 Aubrey Stupp	08:36	0-2	0-0	0-0	0 0 0	1 1	0	0	0	0	0	-13
5 Audra Emmerson	12:01	1-3	0-1	0-0	0 0 0	0 0	2	1	0	0	0	-9
0 Klea Kaci	09:37	1-3	0-1	2-2	0 1 1	1 1	4	0	0	0	1	-9
10 Riley Ott	06:58	0-3	0-1	0-0	1 0 1	0 0	0	0	0	0	0	-13
32 Sydney Graber	09:02	0-2	0-0	0-0	1 0 1	0 0	0	0	0	1	0	-9
2 Jaidyn Koordt	08:09	1-1	0-0	0-2	0 0 0	0 1	2	0	2	1	0	-2
11 Abigail Stephens	07:47	1-2	0-1	0-0	0 0 0	1 0	2	1	0	0	0	1
3 Lauryn Stover	07:49	0-2	0-1	0-0	0 0 0	1 0	0	0	1	0	1	-6
Team					6 0 6		0		2			
Totals		19-61	6-20	7-9	15 21 36	12 9	51	6	19	3	4	10 -37

Technical Fouls: NONE

Biggest lead	MARY	PFW
39 (4 <sup>th</sup> 2:05)	2 (1 <sup>st</sup> 9:13)	
Best Scoring Run	17 (3 <sup>rd</sup> 2:20)	7 (1 <sup>st</sup> 3:43)
Lead Changes	1	1
Times Tied	1	1
Time with Lead	38:17	00:16

Points from Turnovers	MARY	PFW
26	10	
Paint	34	26
Second Chance	16	12
Fast Breaks	27	2
Bench	32	10

Period by Period Scoring	1st	2nd	3rd	4th	TOT
MARY	20	19	32	17	88
PFW	13	10	12	16	51

Shooting By Period	1st FG%	2nd FG%	3rd FG%	4th FG%	GM FG%
1st FG%	4-15 26.7%				
3PT%	1-6 16.7%				
FT%	4-4 100%				
2nd FG%	3-14 21.4%				
3PT%	2-5 40.0%				
FT%	2-2 100%				
3rd FG%	5-16 31.3%				
3PT%	1-3 33.3%				
FT%	1-1 100%				
4th FG%	7-16 43.8%				
3PT%	2-6 33.3%				
FT%	0-2 0%				
GM FG%	19-61 31.1%				
3PT%	6-20 30.0%				
FT%	7-9 77.8%				

Dead Ball Rebounds: 1, 0

## GAME 14: MARYLAND 107, MINNESOTA 85



Official Basketball Box Score - Final  
Minnesota at Maryland  
12/30/22 XFINITY Center, College Park  
2022-23 Women's Basketball

Game Time: 2:00 PM  
Game Duration: 1:45  
Attendance: 6,006

Minnesota - 85

Record: 8-6 (1-2)

NO. Name	Min	FG	3P	FT	Rebounds	Fouls	TP	AS	TO	ST	Blocks	+/-
M-A	M-A	M-A	M-A	OR DR TOT	PF FD						BS BA	
4 Alanna Micheaux	F 29:26	10-15	0-0	2-3	7 2 9	4 4	22	1	3	0	0	-26
24 Mallory Heyer	F 19:06	4-9	1-5	0-0	0 2 2	3 0	9	1	2	0	0	-25
3 Amaya Battle	G 35:19	4-9	0-0	0-0	2 8 10	2 3	8	6	7	0	1	-21
10 Mara Braun	G 29:50	4-13	2-5	0-0	0 1 1	3 0	10	5	5	0	0	-20
23 Katie Borowicz	G 22:50	3-8	2-4	2-2	0 3 3	3 3	10	2	3	0	0	-18
5 Maggie Czarnio	19:50	6-9	0-1	4-6	2 6 8	0 4	16	1	0	0	0	-2
14 Isabelle Gracwell	15:36	2-3	1-1	1-2	2 0 2	0 2	6	0	2	0	0	-6
21 MiCole Cayton	18:35	0-3	0-2	0-0	0 2 2	1 1	0	1	1	1	0	0
13 Destinee Oberg	09:28	1-2	0-0	2-2	1 3 4	2 1	4	0	0	0	0	4
Team					0 2 2		0		0			
Totals		34-71	6-18	11-15	14 29 43	18 18	85	19	23	1	1	2 -22

Technical Fouls: NONE

Shooting By Period	1st FG%	2nd FG%	3rd FG%	4th FG%	GM FG%
1st FG%	7-18 38.9%				
3PT%	1-6 16.7%				
FT%	0-0 0%				
2nd FG%	9-14 64.3%				
3PT%	4-6 66.7%				
FT%	2-4 50%				
3rd FG%	8-17 47.1%				
3PT%	1-4 25.0%				
FT%	5-6 83.3%				
4th FG%	10-22 45.5%				
3PT%	0-2 0.0%				
FT%	4-5 80%				
GM FG%	34-71 47.9%				
3PT%	6-18 33.3%				
FT%	11-15 73.3%				

Dead Ball Rebounds: 3, 0

Maryland - 107

Record: 11-3 (2-1)

NO. Name	Min	FG	3P	FT	Rebounds	Fouls	TP	AS	TO	ST	Blocks	+/-
M-A	M-A	M-A	M-A	OR DR TOT	PF FD						BS BA	
13 Faith Masonius	F 15:55	2-6	0-1	2-5	0 2 2	1 3	6	0	1	0	1	0 5
0 Shyanne Sellers	G 27:03	6-10	2-2	5-6	3 6 9	1 5	19	1	0	2	1	0 23
1 Diamond Miller	G 25:51	8-13	0-2	6-7	0 2 2	3 5	22	3	1	5	0	0 20
10 Abby Meyers	G 27:24	8-18	1-6	0-0	2 2 4	1 0	17	5	3	0	0	0 30
12 Elisa Pinzan	G 23:18	2-3	0-0	0-0	1 2 3	1 0	4	7	1	0	0	0 5
5 Brinae Alexander	21:24	3-6	2-5	0-0	0 2 2	3 0	8	2	1	1	0	0 16
3 Lavender Briggs	26:41	6-10	2-2	0-0	2 3 5	4 0	14	2	0	1	0	1 17
24 Bri McDaniel	12:38	3-5	0-0	1-2	2 2 4	2 1	7	0	0	0	0	0 -6
15 Milla Reynolds	09:46	1-2	0-0	1-1	2 2 4	2 2	0	2	0	0	0	0 0
11 Gia Cooke	10:00	3-6	0-0	2-2	0 0 0	0 2	8	1	0	0	0	0 0
Team					0 2 2		0		0			
Totals		42-79	7-18	16-23	10 24 34	18 18	107	21	6	13	2	1 22

Technical Fouls: NONE

Biggest lead	MIN	UMD
2 (1 <sup>st</sup> 9:02)	26 (4 <sup>th</sup> 7:43)	
Best Scoring Run	12 (2 <sup>nd</sup> 3:45)	11 (3 <sup>rd</sup> 6:50)
Lead Changes	3	3
Times Tied	3	3
Time with Lead	01:06	36:42

Points from Turnovers	MIN	UMD
2	30	
Paint	40	48
Second Chance	6	17
Fast Breaks	13	26
Bench	26	39

Period by Period Scoring	1st	2nd	3rd	4th	TOT
MIN	15	24	22	24	85
UMD	24	24	35	24	107

## GAME 15: MARYLAND 78, RUTGERS 67



Official Basketball Box Score - Final  
Maryland at Rutgers  
01/02/23 Jersey Mike's Arena, Piscataway  
2022-23 Women's Basketball

Game Time: 2:00 PM  
Game Duration: 1:48  
Attendance: 2,546

Maryland - 78

Record: 12-3 (3-1)

NO. Name		Min	FG	3P	FT	Rebounds	Fouls	TP	AS	TO	ST	Blocks	+/-
			M-A	M-A	M-A	OR DR TOT	PF FD		BS	BA			
13 Faith Masonius	F	29:44	3-5	0-1	2-2	2 1 3	3 1	8	4	1	1	0	16
0 Shyanne Sellers	G	27:37	5-10	1-3	1-2	0 2 2	3 1	12	1	0	1	0	5
1 Diamond Miller	G	22:18	6-15	0-2	3-3	5 2 7	2 3	15	3	3	4	2	20
10 Abby Meyers	G	29:45	7-15	4-7	4-4	3 1 4	0 5	22	5	2	2	0	20
12 Elisa Pinzan	G	23:37	2-3	1-2	0-0	0 2 2	0 0	5	5	2	3	0	23
5 Brinae Alexander	09:10		0-3	0-1	0-2	1 0 1	2 0	0	0	1	1	1	3
3 Lavender Briggs	26:32		4-11	2-4	0-0	3 5 8	2 0	10	3	1	0	0	-3
11 Gia Cooke	06:32		0-5	0-0	0-0	0 1 1	0 0	0	1	0	1	0	-5
24 Bri McDaniel	16:10		2-2	0-0	2-3	0 1 1	1 2	6	0	0	0	0	-9
15 Milla Reynolds	06:52		0-1	0-0	0-0	0 1 1	1 0	0	0	0	0	0	-13
2 Ava Sciolla	01:43		0-0	0-0	0-0	0 0 0	0 0	0	0	0	0	0	-5
Team						1 2 3		0					
Totals			29-70	8-20	12-16	15 18 33	14 12	78	22	10	13	3 4	11



# 2022-23 STATISTICS

## GAME 17: INDIANA 68, MARYLAND 61



Official Basketball Box Score - Final  
**Maryland at Indiana**  
 01/12/23 Simon Skjold Assembly Hall, Bloomington  
 2022-23 Women's Basketball

Game Time: 6:30 PM  
 Game Duration: 1:58  
 Attendance: 5,789

Officials: Gina Cross, Cameron Inouye, Tim Daley

Maryland - 61

Record: 13-4 (4-2)

NO. Name	Min	FG	3P	FT	Rebounds	Fouls	TP	AS	TO	ST	Blocks	+/-
		M-A	M-A	M-A	OR DR TOT	PF FD					BS BA	
13 Faith Masonius	F 24:52	2-3	0-0	0-2	0 2 2	4 1	4	1	1	1	0 0	-8
0 Shyanne Sellers	G 25:48	4-10	1-2	0-1	1 2 3	4 3	9	4	4	2	0 1	2
1 Diamond Miller	G 33:48	5-13	1-3	9-9	2 4 6	4 7	19	1	5	3	0 0	-7
10 Abby Meyers	G 35:53	3-12	1-4	2-2	0 4 4	3 1	9	1	1	1	0 1	-10
12 Elisa Pinzan	G 27:36	1-4	0-1	1-2	0 3 3	1 1	3	2	1	0	1 0	2
5 Brinae Alexander	28:26	6-13	3-8	0-0	1 3 4	3 1	15	1	1	2	0 1	2
3 Lavender Briggs	21:03	0-2	0-0	2-2	0 2 2	1 1	2	1	2	1	0 0	-3
24 Bri McDaniel	01:34	0-0	0-0	0-0	0 0 0	0 0	0	1	0	0	0 0	-4
Team					4 1 5		0	0				
<b>Totals</b>		21-57	6-18	13-18	8 21 29	20 15	61	11	16	10	1 4	-7

Technical Fouls:NONE

Shooting By Period	
1st FG%	8-13 61.5%
3PT%	2-3 66.7%
FT%	2-3 66.7%
2nd FG%	3-11 27.3%
3PT%	1-3 33.3%
FT%	0-2 0%
3rd FG%	3-14 21.4%
3PT%	1-5 20.0%
FT%	9-9 88.9%
4th FG%	7-19 36.8%
3PT%	2-7 28.6%
FT%	3-4 75%
GM FG%	21-57 36.8%
3PT%	6-18 33.3%
FT%	13-18 72.2%

Dead Ball Rebounds: 2 0

Indiana - 68

Record: 15-1 (5-1)

NO. Name	Min	FG	3P	FT	Rebounds	Fouls	TP	AS	TO	ST	Blocks	+/-
		M-A	M-A	M-A	OR DR TOT	PF FD					BS BA	
54 Mackenzie Holmes	F 36:35	7-10	0-0	1-4	3 7 10	1 3	15	2	3	0	1 0	2
12 Yarden Garzon	G 33:47	4-6	3-5	0-0	0 6 6	3 0	11	2	5	0	0 1	4
22 Chloe Moore-McNeil	G 33:57	2-6	0-2	4-7	1 6 7	1 7	8	3	2	4	1 0	1
33 Sydney Parrish	G 28:47	7-13	3-7	1-2	0 4 4	5 1	18	0	4	3	1 0	7
34 Grace Berger	G 34:46	3-9	0-1	5-6	0 4 4	4 6	11	8	3	4	0 0	10
14 Sara Scallia	21:01	1-4	0-0	1-2	0 2 2	1 2	3	0	0	0	0 0	0
1 Lexus Bargesser	07:56	0-0	0-0	0-0	1 1 2	0 1	0	0	1	1	0 0	-1
52 Lily Meister	03:11	1-1	0-0	0-0	0 1 1	0 0	2	0	0	0	1 0	3
Team					1 0 1		0	1				
<b>Totals</b>		25-49	6-15	12-21	6 31 37	15 20	68	15	19	12	4 1	7

Technical Fouls:NONE

Shooting By Period	
1st FG%	8-17 47.1%
3PT%	2-5 40.0%
FT%	1-1 100%
2nd FG%	7-11 63.6%
3PT%	2-3 66.7%
FT%	0-2 0%
3rd FG%	4-10 40.0%
3PT%	0-3 0%
FT%	5-10 50%
4th FG%	6-11 54.5%
3PT%	2-4 50.0%
FT%	6-8 75%
GM FG%	25-49 51.0%
3PT%	6-15 40.0%
FT%	12-21 57.1%

Dead Ball Rebounds: 6 0

UMD		IND		Points from		UMD		IND		Period by Period Scoring				
Biggest lead	3 (1 <sup>st</sup> 5:27)	10 (2 <sup>nd</sup> 4:09)	Turnovers	14	12			1st	2nd	3rd	4th	TOT		
Best Scoring Run	6 (1 <sup>st</sup> 1:06)	9 (2 <sup>nd</sup> 4:09)	Paint	18	32			UMD	20	7	15	19	61	
Lead Changes	7		Second Chance	2	8			IND	19	16	13	20	68	
Times Tied	7		Fast Breaks	16	3									
Time with Lead	01:45	34:06	Bench	17	5									

## GAME 18: MARYLAND 80, RUTGERS 56



Official Basketball Box Score - Final  
**Rutgers at Maryland**  
 01/15/23 XFINTY Center, College Park  
 2022-23 Women's Basketball

Game Time: 1:00 PM  
 Game Duration: 1:42  
 Attendance: 6,591

Officials: Tiana Cruse, Frank Steratore, Bruce Morris

Rutgers - 56

Record: 8-11 (2-5)

NO. Name	Min	FG	3P	FT	Rebounds	Fouls	TP	AS	TO	ST	Blocks	+/-
		M-A	M-A	M-A	OR DR TOT	PF FD					BS BA	
20 Erica Lafayette	F 31:18	2-6	1-2	0-0	1 2 3	0 0	5	2	0	0	0 0	-20
54 Chynna Cornwell	F 27:14	6-11	0-0	3-4	4 9 13	1 3	15	0	0	0	0 1	-26
22 Kassondra Brown	F 15:16	1-4	0-0	2-2	1 1 2	4 2	2	3	1	0	0	-9
2 Kaylene Smikle	G 36:38	4-14	3-5	10-10	2 6 5	2 4	21	1	4	4	2 0	-16
11 Ava Sidibe	G 31:08	0-1	0-1	2-4	0 6 6	3 4	2	4	7	2	1 0	-11
24 Kai Carter	23:10	2-8	0-1	0-0	2 5 7	4 4	4	2	5	1	0 0	-21
4 Antonia Bates	22:52	2-4	1-2	0-0	0 3 3	1 0	5	0	2	1	2 0	-9
31 Abby Streeter	12:24	0-2	0-2	0-0	0 1 1	2 0	0	0	0	0	0 0	-8
Team					0 2 2		0	2				
<b>Totals</b>		17-53	5-13	17-20	10 32 42	17 17	56	11	23	9	5 1	-24

Technical Fouls:Brown 1st 4:30

Shooting By Period	
1st FG%	4-12 33.3%
3PT%	1-1 100.0%
FT%	7-8 87.5%
2nd FG%	5-14 35.7%
3PT%	2-5 40.0%
FT%	0-0 0%
3rd FG%	3-13 23.1%
3PT%	0-1 0.0%
FT%	7-8 87.5%
4th FG%	5-14 35.7%
3PT%	2-6 33.3%
FT%	3-4 75%
GM FG%	17-53 32.1%
3PT%	5-13 38.5%
FT%	17-20 85.0%

Dead Ball Rebounds: 3 0

Maryland - 80

Record: 14-4 (5-2)

NO. Name	Min	FG	3P	FT	Rebounds	Fouls	TP	AS	TO	ST	Blocks	+/-
		M-A	M-A	M-A	OR DR TOT	PF FD					BS BA	
13 Faith Masonius	F 30:27	1-7	0-0	0-0	4 2 6	2 1	2	1	1	1	0 1	19
0 Shyanne Sellers	G 31:04	5-14	1-4	1-2	3 6 9	1 4	12	7	2	2	0 3	24
1 Diamond Miller	G 28:42	7-16	0-3	3-4	1 5 6	2 3	17	3	4	5	1 0	15
10 Abby Meyers	G 32:57	6-16	2-7	0-0	2 1 3	3 2	14	7	1	3	0 0	32
12 Elisa Pinzan	G 15:54	2-3	1-2	0-0	1 1 2	3 0	5	3	1	0	0 0	10
3 Lavender Briggs	17:38	3-6	0-1	2-2	1 3 4	3 1	8	0	0	1	0 0	6
5 Brinae Alexander	26:18	7-10	6-8	0-0	2 4 6	2 2	20	3	1	2	0 0	9
15 Milla Reynolds	05:10	0-5	0-0	0-0	1 0 1	1 0	0	0	0	0	0 1	3
11 Gia Cooke	07:17	1-2	0-0	0-0	0 0 0	0 0	1	2	0	1	0 0	-1
24 Bri McDaniel	03:23	0-0	0-0	0-0	0 1 1	2 0	0	0	0	0	0 0	3
2 Ava Sciolla	01:10	0-0	0-0	0-0	0 1 1	0 0	0	0	0	0	0 0	0
Team					1 1 2		0	0				
<b>Totals</b>		32-79	10-25	6-8	16 25 41	18 16	80	24	11	14	1 5	24

Technical Fouls:Miller 1st 4:30

Shooting By Period	
1st FG%	9-22 40.9%
3PT%	4-10 40.0%
FT%	1-2 50%
2nd FG%	9-20 45.0%
3PT%	2-5 40.0%
FT%	1-2 50%
3rd FG%	7-20 35.0%
3PT%	1-4 25.0%
FT%	2-2 100%
4th FG%	7-17 41.2%
3PT%	3-6 50.0%
FT%	2-2 100%
GM FG%	32-79 40.5%
3PT%	10-25 40.0%
FT%	6-8 75.0%

Dead Ball Rebounds: 1 1

RUT		UMD		Points from		RUT		UMD		Period by Period Scoring					
Biggest lead	3 (1st 8:39)	24 (4th 2:07)	Turnovers	7	19					1st	2nd	3rd	4th	TOT	
Best Scoring Run	4 (1st 2:12)	13 (1st 5:12)	Paint	22	38					RUT	16	12	13	15	56
Lead Changes	1		Second Chance	6	15					UMD	23	21	17	19	80
Times Tied	1		Fast Breaks	14	15										
Time with Lead	01:57	37:32	Bench	9	30										

## GAME 19: MARYLAND 77, WISCONSIN 64



Official Basketball Box Score - Final  
**Maryland at Wisconsin**  
 01/19/23 Kohl Center, Madison  
 2022-23 Women's Basketball

Game Time: 6:30 PM  
 Game Duration: 1:46  
 Attendance: 2,746

Officials: Michael McConnell, Lisa Jones, Jamie Brodick

Maryland - 77

Record: 15-4 (6-2)

NO. Name	Min	FG	3P	FT	Rebounds	Fouls	TP	AS	TO	ST	Blocks	+/-
		M-A	M-A	M-A	OR DR TOT	PF FD					BS BA	
13 Faith Masonius	F 29:56	4-8	1-2	2-2	2 4 6	3 2	11	3	1	0	1 1	27
0 Shyanne Sellers	G 30:14	9-12	3-4	0-0	1 6 7	2 0	21	1	4	2	1 0	24
1 Diamond Miller	G 25:10	6-12	2-3	5-8	1 5 6	3 5	19	3	2	1	0 0	15
10 Abby Meyers	G 32:53	2-8	0-2	0-0	2 4 6	3 2	4	3	0	4	1 0	15
12 Elisa Pinzan	G 17:17	1-3	0-0	2-2	1 0 1	1 2	4	0	0	0	0 0	1
3 Lavender Briggs	27:14	2-8	0-2	0-0	2 1 3	4 0	4	2	0	0	1 0	0
5 Brinae Alexander	24:44	4-9	2-5	0-0	1 3 4	2 1	10	2	3	4	0 0	6
15 Milla Reynolds	07:07	1-1	0-0	2-2	0 0 0	1 2	4	0	0	0	0 0	-11
24 Bri McDaniel	01:40	0-0	0-0	0-0	0 0 0	0 0	0	1	0	0	0 0	-1
11 Gia Cooke	03:45	0-0	0-0	0-0	0 0 0	1 0	0	1	2	0	0 0	-11
Team					0 1 1		0	0				
<b>Totals</b>		29-61	8-18	11-14	10 24 34	16 14	77	16	12	11	4 2	13

Technical Fouls:NONE

Shooting By Period	
1st FG%	11-21 52.4%
3PT%	4-7 57.1%
FT%	2-2 100%
2nd FG%	6-15 40.0%
3PT%	2-5 40.0%
FT%	0-0 0%
3rd FG%	6-12 50.0%
3PT%	0-3 0.0%
FT%	7-8 87.5%
4th FG%	6-13 46.2%
3PT%	2-3 66.7%
FT%	2-4 50%
GM FG%	29-61 47.5%
3PT%	8-18 44.4%
FT%	11-14 78.6%

Dead Ball Rebounds: 2 0

Wisconsin - 64

Record: 6-13 (2-6)

NO. Name	Min	FG	3P	FT	Rebounds	Fouls	TP	AS	TO	ST	Blocks	+/-
		M-A	M-A	M-A	OR DR TOT	PF FD					BS BA	
25 Serah Williams	F 20:20	5-10	0-0	2-3	1 1 2	4 2	12	0	4	0	1 0	-10
3 Brooke Schramek	G 37:02	5-11	2-4	1-2	4 4 6	4 3	13	4	5	1	0 2	-11
5 Juley Pospisilova	G 30:40	1-8	0-0	0 2 2	4 1	2 2	6	3	0	0	0 21	-21
11 Emily Wike	G 30:17	3-9	0-0	0 2 2	3 3	2 2	7	3	2	0	0 0	-10
12 Avery LaBarbera	G 33:30	6-9	0-5	0-0	3 3 3	2 0	16	2	0	0	0 0	-14
24 Natalie Leuzinger	09:09	0-0	0-0	0 1 3	4 1 0	0 0	2	2	0	0	0 0	-2
14 Krystyna Eliew	02:54	0-2	0-2	0-0	0 0 0	0 0	0	0	0	0	1 2	2
13 Ronnie Porter	08:48	3-4	1-1	0-0	1 1 1	0 1	7	1	0	0	0 0	-3
41 Sara Stapleton	08:48	0-3	0-0	0 2 2	4 0 2	0 0	0	1	0	0	0 0	-1
15 Sania Copeland	17:22	1-3	1-2	0 3 3	1 4 4	0 0	4	0	0	0	0 6	6
4 Lily Krahn	01:10	1-1	1-1	0-0	0 0 0	0 0	3	0	0	1	0 4	4
Team				1 2 3			0	0				
Totals		25-60	10-24	4-7	10 22 32	14 16	64	21	20	7	2 4	-13

# 2022-23 STATISTICS

## GAME 21: MARYLAND 72, MICHIGAN 64



Official Basketball Box Score - Final  
Michigan at Maryland  
01/26/23 XFINITY Center, College Park  
2022-23 Women's Basketball

Game Time: 6:30 PM  
Game Duration: 1:56  
Attendance: 5,002

Michigan - 64

Record: 16-5 (6-4)

NO. Name	Min	FG	3P	FT	Rebounds	Fouls	TP	AS	TO	ST	Blocks	+/-
		M-A	M-A	M-A	OR DR TOT	PF FD					BS BA	
33 Emily Kiser	F 39:43	4-7	1-1	2-2	0 9 9	2 1	11	1	3	2	1 1	-8
44 Cameron Williams	F 13:20	2-4	0-0	0-0	2 1 3	0 0	4	0	1	1	0 1	-4
3 Maddie Nolan	G 27:22	3-10	3-10	0-0	1 1 2	5 2	9	0	2	0	0 0	1
5 Laila Phelia	G 38:18	5-16	1-1	4-6	1 6 7	4 3	15	4	1	0	0 0	-6
32 Leigha Brown	G 36:51	6-8	1-3	3-4	1 4 5	1 6	16	5	6	3	0 0	-10
30 Elise Stuck	10:33	0-0	0-0	0-0	2 0 2	5 0	0	0	4	0	0 0	-2
10 Jordan Hobbs	21:50	2-7	1-4	4-4	0 2 2	2 4	9	2	2	0	1 0	-8
11 Greta Kampschroeder	08:00	0-2	0-1	0-0	0 0 0	1 0	0	0	1	0	0 0	-6
12 Ari Wiggins	04:03	0-0	0-0	0-0	0 0 0	0 1	0	0	2	0	0 0	3
Team					1 3 4		0	2				
Totals	22:54	7-20	13-16	8	26 34	20 17	64	12	24	6	2 2	-8

Technical Fouls:NONE

Shooting By Period	1st	2nd	3rd	4th	FT	GM FG	3PT	FTS
FG%	7-17	41.2%						
3PT%	1-4	25.0%						
FT%	0-0	0%						
2nd FG%	6-14	42.9%						
3PT%	2-6	33.3%						
FT%	0-0	0%						
3rd FG%	4-9	44.4%						
3PT%	1-2	50.0%						
FT%	6-6	100%						
4th FG%	5-14	35.7%						
3PT%	3-8	37.5%						
FT%	7-10	70%						
GM FG%	22-54	40.7%						
3PT%	7-20	35.0%						
FTS	13-16	81.3%						

Dead Ball Rebounds: 3, 0

Maryland - 72

Record: 17-4 (8-2)

NO. Name	Min	FG	3P	FT	Rebounds	Fouls	TP	AS	TO	ST	Blocks	+/-
		M-A	M-A	M-A	OR DR TOT	PF FD					BS BA	
13 Faith Masonius	F 37:34	2-9	2-2	0-0	4 2 6	3 0	6	4	4	2	0 1	2
0 Shyanne Sellers	G 34:38	4-7	1-1	4-6	1 4 5	4 4	13	1	6	1	0 0	6
1 Diamond Miller	G 28:54	8-14	0-1	7-7	0 2 2	5 6	23	2	2	5	0 0	16
10 Abby Meyers	G 33:32	4-10	1-5	3-5	3 8 11	3 3	12	2	2	2	1 0	12
12 Elisa Pinzan	G 16:28	0-1	0-0	0-0	0 1 1	1 0	0	4	0	0	0 0	1
3 Lavender Briggs	31:01	5-7	2-2	2-2	0 3 3	0 2	14	0	2	0	1 0	1
5 Brinae Alexander	15:10	1-6	0-0	2-2	0 2 2	4 5	4	0	2	0	0 1	1
24 Bri McDaniel	02:43	0-1	0-0	0-0	0 1 1	0 0	0	0	0	0	0 0	1
Team					0 0 0		0	0				
Totals	24:55	6-11	18-22	8	23 31	17 20	72	13	18	10	2 2	8

Technical Fouls:NONE

Shooting By Period	1st	2nd	3rd	4th	FT	GM FG	3PT	FTS
FG%	9-17	52.9%						
3PT%	2-5	40.0%						
FT%	2-2	100%						
2nd FG%	5-15	33.3%						
3PT%	3-3	100.0%						
FT%	4-4	100%						
3rd FG%	7-14	50.0%						
3PT%	0-1	0.0%						
FT%	3-6	50%						
4th FG%	3-9	33.3%						
3PT%	1-2	50.0%						
FT%	9-10	90%						
GM FG%	24-55	43.6%						
3PT%	6-11	54.5%						
FTS	18-22	81.8%						

Dead Ball Rebounds: 1, 1

	Mich	UMD
Biggest lead	4 (1st 4:34)	16 (3rd 4:38)
Best Scoring Run	6 (1st 4:34)	8 (2nd 5:01)
Lead Changes	4	
Times Tied	4	
Time with Lead	03:34	33:40

Points from	Mich	UMD
Turnovers	5	25
Paint	24	28
Second Chance	13	2
Fast Breaks	3	10
Bench	9	18

Period by Period Scoring	1st	2nd	3rd	4th	TOT
Mich	15	14	15	20	64
UMD	22	17	17	16	72

## GAME 22: MARYLAND 87, PENN STATE 66



Official Basketball Box Score - Final  
Penn St. at Maryland  
01/30/23 XFINITY Center, College Park  
2022-23 Women's Basketball

Game Time: 6:00 PM  
Game Duration: 1:46  
Attendance: 5,085

Penn St. - 66

Record: 12-10 (3-8)

NO. Name	Min	FG	3P	FT	Rebounds	Fouls	TP	AS	TO	ST	Blocks	+/-
		M-A	M-A	M-A	OR DR TOT	PF FD					BS BA	
24 Alexa Williamson	F 13:45	1-6	0-0	0-0	1 1 2	1 1	2	0	1	1	0 0	-10
4 Shay Cieski	G 25:35	1-3	0-1	2-2	2 0 2	1 1	4	1	1	0	0 0	-24
5 Leilani Kapinus	G 33:38	3-9	0-1	0-2	4 6 10	4 3	8	3	7	4	0 0	-16
20 Makenna Marisa	G 34:37	7-20	3-9	6-6	1 2 3	3 3	23	4	1	1	0 0	-11
23 Taniyah Thompson	G 31:04	7-9	2-3	1-2	0 1 1	2 2	17	2	2	1	0 0	-15
10 Chanaya Pinto	18:25	1-2	1-2	0-0	1 3 4	2 0	3	3	0	2	0 0	-1
1 Ali Brigham	13:26	0-1	0-0	0-0	0 1 1	0 2	0	0	1	2	1 1	-11
2 Aicha Dia	07:30	0-1	0-1	0-0	0 0 0	0 0	0	0	0	0	0 0	-13
33 Johnasia Cash	11:01	2-3	0-0	0-0	2 1 3	2 1	4	1	0	1	0 0	-7
12 Kayla Thomas	10:59	3-5	0-0	1-1	1 1 2	1 2	7	0	2	0	0 0	3
Team					0 0 0		0	1				
Totals	25:59	6-17	10-13	12	16 28	16 15	66	14	19	12	1 1	-21

Technical Fouls:Williamson 3rd 9:21

Shooting By Period	1st	2nd	3rd	4th	FT	GM FG	3PT	FTS
FG%	4-15	26.7%						
3PT%	1-5	20.0%						
FT%	0-0	0%						
2nd FG%	3-14	21.4%						
3PT%	1-5	20.0%						
FT%	2-2	100%						
3rd FG%	11-15	73.3%						
3PT%	3-4	75.0%						
FT%	6-7	85.7%						
4th FG%	7-15	46.7%						
3PT%	1-3	33.3%						
FT%	2-4	50%						
GM FG%	25-59	42.4%						
3PT%	6-17	35.3%						
FTS	10-13	76.9%						

Dead Ball Rebounds: 1, 0

Maryland - 87

Record: 18-4 (9-2)

NO. Name	Min	FG	3P	FT	Rebounds	Fouls	TP	AS	TO	ST	Blocks	+/-
		M-A	M-A	M-A	OR DR TOT	PF FD					BS BA	
13 Faith Masonius	F 20:07	2-3	0-0	0-0	1 0 1	0 0	4	2	1	0	0 0	10
0 Shyanne Sellers	G 23:22	5-8	2-3	3-3	1 4 5	2 4	15	4	3	2	1 0	9
1 Diamond Miller	G 19:50	4-7	0-2	6-6	1 4 5	3 2	14	3	3	2	0 0	15
10 Abby Meyers	G 27:57	11-19	2-7	0-0	3 3 6	2 3	24	3	1	0	0 26	
12 Elisa Pinzan	G 26:16	2-5	0-3	0-0	1 1 0	1 0	4	5	1	1	0 0	10
3 Lavender Briggs	23:38	2-4	1-3	0-0	0 3 3	1 1	5	1	2	0	0 0	10
5 Brinae Alexander	27:18	1-5	1-3	5-6	0 2 2	2 4	8	3	1	2	0 0	15
24 Bri McDaniel	19:12	3-4	2-2	0-0	2 2 4	2 0	8	2	2	2	0 0	14
15 Mia Reynolds	09:17	2-5	0-0	1-1	2 0 2	1 1	5	0	1	0	0 1	-5
11 Gia Cooke	03:03	0-0	0-0	0-0	0 2 2	2 0	0	0	2	0	0 0	1
Team					2 3 5		0	0				
Totals	32:60	8-23	15-16	12	24 36	15 15	87	23	19	10	1 1	21

Technical Fouls:NONE

Shooting By Period	1st	2nd	3rd	4th	FT	GM FG	3PT	FTS
FG%	13-17	76.5%						
3PT%	2-4	50.0%						
FT%	1-1	100%						
2nd FG%	4-11	36.4%						
3PT%	2-6	33.3%						
FT%	2-2	100%						
3rd FG%	7-16	43.8%						
3PT%	0-5	0.0%						
FT%	11-12	91.7%						
4th FG%	8-16	50.0%						
3PT%	4-8	50.0%						
FT%	1-1	100%						
GM FG%	32-60	53.3%						
3PT%	8-23	34.8%						
FTS	15-16	93.8%						

Dead Ball Rebounds: 1, 0

	PSU	UMD
Biggest lead	2 (1st 9:42)	25 (3rd 9:21)
Best Scoring Run	5 (2nd 5:25)	12 (1st 3:01)
Lead Changes	1	
Times Tied	1	
Time with Lead	00:13	38:08

Points from	PSU	UMD
Turnovers	17	31
Paint	30	38
Second Chance	11	12
Fast Breaks	15	13
Bench	14	26

Period by Period Scoring	1st	2nd	3rd	4th	TOT
PSU	9	9	31	17	66
UMD	29	12	25	21	87

## GAME 23: IOWA 96, MARYLAND 82



Official Basketball Box Score - Final  
Maryland at Iowa  
02/02/23 Carver-Hawkeye Arena, Iowa City  
2022-23 Women's Basketball

Game Time: 7:30 PM  
Game Duration: 2:08  
Attendance: 10,671

Maryland - 82

Record: 18-5 (9-3)

NO. Name	Min	FG	3P	FT	Rebounds	Fouls	TP	AS	TO	ST	Blocks	+/-
		M-A	M-A	M-A	OR DR TOT	PF FD					BS BA	
13 Faith Masonius	F 36:07	3-6	0-0	0-0	5 4 9	4 1	1	6	5	4	0 0	-8
0 Shyanne Sellers	G 36:55	10-17	0-2	6-6	2 4 6	4 4	26	3	5	3	0 1	-12

## GAME 25: MARYLAND 79, NORTHWESTERN 54



Official Basketball Box Score - Final  
**Maryland at Northwestern**  
 02/09/23 Welsh-Ryan Arena, Evanston, IL  
 2022-23 Women's Basketball

Game Time: 7:30 PM  
 Game Duration: 1:44  
 Attendance: 1,085

Officials: Gina Cross, Kevin Pethel, Lauren Niemera

Maryland - 79

Record: 20-5 (11-3)

NO.	Name	Min	FG	3P	FT	Rebounds		Fouls		TP	AS	TO	ST	Blocks	+/-	Shooting By Period				
			M-A	M-A	M-A	OR	DR	TOT	PF				FD	BS		BA	1st	FG	5-15	33.3%
13	Faith Masonius	F 27:48	1-5	0-1	2-4	3	6	9	2	2	4	1	1	2	0	19	3PT%	2-4	50.0%	
0	Shyanne Sellers	G 24:57	2-6	0-1	2-4	1	4	5	3	2	6	2	1	3	0	1	27	FT%	4-8	50%
1	Diamond Miller	G 23:35	5-9	0-1	8-10	2	7	9	4	5	18	7	9	1	1	0	25	2 <sup>nd</sup> FG%	7-12	58.3%
10	Abby Meyers	G 23:56	5-9	2-5	0-0	0	4	4	0	1	12	0	1	3	2	0	14	3PT%	1-4	25.0%
12	Elisa Pinzan	G 22:26	3-7	1-2	0-0	1	3	4	0	0	7	4	1	1	0	0	9	FT%	3-4	75%
3	Lavender Briggs	19:33	4-6	0-1	2-2	0	2	2	2	2	10	1	0	0	0	0	-2	3 <sup>rd</sup> FG%	7-17	41.2%
5	Brinae Alexander	19:28	2-7	0-3	0-0	0	2	2	2	1	4	2	1	0	1	0	24	3PT%	4-10	40%
24	Bri McDaniel	21:07	5-9	4-6	0-0	1	2	3	1	0	14	1	1	4	0	1	4	4 <sup>th</sup> FG%	9-17	52.9%
15	Mila Reynolds	06:28	0-1	0-1	0-0	0	0	0	0	0	0	2	0	0	0	0	0	FT%	4-6	66.7%
2	Ava Sciolla	02:21	1-1	1-1	0-0	0	2	2	0	0	3	0	0	0	0	0	2	3PT%	2-4	50.0%
11	Gia Cooke	02:21	0-1	0-0	1-2	1	0	1	0	1	1	0	0	0	0	1	2	FT%	4-6	66.7%
Team						1	3	4			0		0					GM FG%	28-61	45.9%
Totals			28-61	8-22	15-22	10	35	45	14	14	79	20	15	14	4	3	25	3PT%	8-22	36.4%

Technical Fouls: NONE

Dead Ball Rebounds: 4, 0

Northwestern - 54

Record: 8-16 (1-12)

NO.	Name	Min	FG		3P		FT		Rebouts		Fouls		TP	AS	TO	ST	Blocks		+/-	Shooting By Period			
			M	A	M	A	M	A	OR	DR	PF	FD					BS	BA		1st	FG%	9-18	50.0%
10	Caleigh Walsh	F 23:02	3	9	0	3	0	0	5	5	2	3	6	3	1	2	0	0	-15	3PT%	1-4	25.0%	
20	Paige Mott	F 27:18	7	14	0	0	1	1	1	2	1	3	15	0	2	0	0	1	-21	FT%	1-1	100%	
0	Kaylah Rainey	G 21:06	1	4	0	2	0	0	1	1	1	0	2	3	4	1	0	0	-18	2nd FG%	0-13	0.0%	
3	Sydney Wood	G 33:01	3	10	0	2	1	1	1	3	4	4	5	7	3	2	5	2	-22	3PT%	0-6	0.0%	
23	Jasmine McWilliams	G 07:45	0	1	0	0	0	0	1	1	0	0	0	3	1	0	0	1	-5	FT%	2-2	100%	
4	Jillian Brown	23:46	2	8	1	5	4	4	1	3	4	3	2	9	3	2	1	0	-14	3rd FG%	6-16	37.5%	
2	Caroline Lau	27:35	2	7	1	4	0	0	5	5	1	0	5	4	2	0	0	0	-15	3PT%	1-6	16.7%	
11	Hailey Weaver	17:26	0	4	0	2	0	0	0	0	0	1	0	0	2	0	1	0	-3	FT%	5-5	100%	
15	Courtney Shaw	15:03	3	4	0	0	2	2	1	3	4	1	1	8	0	0	0	0	-10	4th FG%	7-16	43.8%	
13	Mercy Ademusayo	03:58	1	2	0	0	0	0	0	0	0	0	2	0	0	0	0	0	-2	3PT%	0-2	0.0%	
Team									1	3	4				0	1	1				FT%	0-0	0.0%
Totals						22-63	2-18	8-8	5	25	30	14	14	54	19	17	9	3	4	-25	GM FG%	22-63	34.9%

Technical Fouls: NONE

Dead Ball Rebounds: 1, 1

	UMD	NU	Points from	UMD	NU	Period by Period Scoring					
Biggest lead	27 (4 <sup>th</sup> 6:59)	4 (1 <sup>st</sup> 2:31)	Turnovers	27	12		1st	2nd	3rd	4th	TOT
Best Scoring Run	18 (2 <sup>nd</sup> 0:48)	9 (1 <sup>st</sup> 2:31)	Paint	30	36	UMD	16	18	21	24	79
Lead Changes	2		Second Chance	8	7						
Times Tied	1		Fast Breaks	23	7	NU	20	2	18	14	54
Time with Lead	33:17	05:57	Bench	32	24						

0



## SHYANNE SELLERS

G • 6-2 • So. • Aurora, OH / Aurora

	GP-GS	PPG	RPG	APG	FG%	3FG%	FT%
2022-23	25-20	15.0	5.2	3.1	50.7	39.3	80.8
Career	57-30	10.9	4.4	2.8	46.5	34.4	77.9
Career Highs	Pts: 26	3FG: 5	Reb: 11	Ast: 9	Stl: 5	Blk: 2	Min: 40

- Big Ten Player of the Week - Jan. 23, 2023
- Scored in double figures in 21 of 25 games
- 2022 Big Ten Sixth Player of the Year
- 2022 All-Big Ten Freshman Team honoree
- Named to Cheryl Miller Award Watch list for top small forward

1



## DIAMOND MILLER

G • 6-3 • Sr. • Somerset, NJ / Franklin

	GP-GS	PPG	RPG	APG	FG%	3FG%	FT%
2022-23	24-24	19.4	6.5	2.8	47.4	23.5	81.5
Career	107-74	14.0	4.8	2.5	45.7	31.2	79.2
Career Highs	Pts: 32	3FG: 5	Reb: 13	Ast: 7	Stl: 5	Blk: 5	Min: 40

- 2020 Big Ten Tournament Co-MVP
- 2022 All-Big Ten Second Team; 2021 All-Big Ten First Team
- Named to 10-member Preseason All-Big Ten Team
- Named to Ann Meyers Drysdale Award Watch List for top shooting guard for second straight season
- Voted team captain by teammates

2



## AVA SCIOLLA

G • 6-0 • Fr. • Fairless Hills, Pa. / Pennsbury

	GP-GS	PPG	RPG	APG	FG%	3FG%	FT%
2022-23	9-0	0.6	1.1	0.1	50.0	100	000
Career	9-0	0.6	1.1	0.1	50.0	100	000
Career Highs	Pts: 3	3FG: 1	Reb: 4	Ast: 1	Stl:	Blk: Min: 13	

- Pennsylvania 6A State Player of the Year as a senior
- Averaged 16.3 points in senior season
- Named to 2022 Pennsylvania Sports Writers All-State Girls' Basketball team

3



## LAVENDER BRIGGS

G • 6-1 • Sr. • Provo, UT / Provo (Florida)

	GP-GS	PPG	RPG	APG	FG%	3FG%	FT%
2022-23	25-6	6.6	4.3	1.3	36.8	31.1	89.5
Career	86-67	13.1	5.6	2.1	39.2	32.2	67.4
Career Highs	Pts: 41	3FG: 6	Reb: 13	Ast: 8	Stl: 3	Blk: 2	Min: 44

- Reached 1,000 career points with 8 in win at No. 7 Notre Dame, her 70th career game
- Transferred to Maryland in January 2022
- Averaged 12.5 points, 5.6 rebounds in 14 games for the Gators in the first semester of the 2021-22 season
- As a sophomore in 2020-21 at Florida, led team in scoring with 19.4 points per game
- All-SEC Second Team honoree in 2021

5



## BRINAE ALEXANDER

G/F • 6-0 • Sr. • Murfreesboro, TN / Riverdale (Vanderbilt)

	GP-GS	PPG	RPG	APG	FG%	3FG%	FT%
2022-23	25-1	8.3	3.5	1.2	42.3	44.3	82.1
Career	90-55	11.7	3.7	1.4	40.8	36.6	74.3
Career Highs	Pts: 26	3FG: 6	Reb: 11	Ast: 6	Stl: 4	Blk: 2	Min: 43

- Scored in double figures in 9 games
- Started in 65 games over 4 seasons at Vanderbilt, averaging 12.9 points per game
- Reached 1,000 career points with 20 in win over Rutgers, her 83rd career game
- Earned All-SEC Freshman Team honors in 2019
- Voted team captain by teammates

10



## ABBY MEYERS

G • 6-0 • Sr. • Potomac, MD / Walt Whitman (Princeton)

	GP-GS	PPG	RPG	APG	FG%	3FG%	FT%
2022-23	25-24	14.1	5.2	2.4	43.4	38.5	72.7
Career	106-54	12.3	4.3	1.6	42.7	36.0	76.7
Career Highs	Pts: 29	3FG: 6	Reb: 11	Ast: 7	Stl: 6	Blk: 2	Min: 40

- Scored in double figures in 21 of 25 games
- AP Honorable Mention honoree and Ivy League Player of the Year in 2022
- Led Princeton with 17.9 points per game, as well as 5.8 rebounds in 2021-22
- Scored a career-high 29 points vs. No. 6-seeded Kentucky in the Tigers' NCAA Tournament First Round win
- Voted team captain by teammates

11



## GIA COOKE

G • 5-9 • Fr. • Clinton, MD / Bishop McNamara

	GP-GS	PPG	RPG	APG	FG%	3FG%	FT%
2022-23	19-0	2.5	0.6	0.5	26.5	000	66.7
Career	19-0	2.5	0.6	0.5	26.5	000	66.7
Career Highs	Pts: 10	3FG: 2	Reb: 2	Ast: 3	Stl: 2	Blk: Min: 20	

- No. 52-ranked recruit by ESPN
- Earned First Team All-Met honors from The Washington Post as she helped lead McNamara to its third straight WCAC title game
- Averaged 15.0 points, four rebounds and three assists as team captain in her senior season

12



## ELISA PINZAN

G • 5-8 • Gr. • Murano, Italy (Istituto Tecnico Algarotti Venezia / USF)

	GP-GS	PPG	RPG	APG	FG%	3FG%	FT%
2022-23	25-25	3.7	1.6	3.2	41.9	33.3	75.0
Career	138-119	7.3	2.7	4.5	34.1	30.9	81.3
Career Highs	Pts: 26	3FG: 7	Reb: 11	Ast: 14	Stl: 6	Blk: 1	Min: 45

- Reached 1,000 career points in 136th career game (at Iowa, 2/2/23)
- Reached 600 career assists in 128th career game (at Rutgers, 1/2/23)
- The 2021 AAC Most Improved Player
- Notched career-high 26 points, 10 assists in win over No. 9 Oregon last year

13




## FAITH MASONIUS

G/F • 6-1 • Sr. • Belmar, NJ / Manasquan

	GP-GS	PPG	RPG	APG	FG%	3FG%	FT%
2022-23	25-25	6.6	5.0	1.9	44.2	36.8	71.1
Career	95-26	5.7	4.3	1.8	48.8	27.5	77.2
Career Highs	Pts: 16	3FG: 2	Reb: 12	Ast: 8	Stl: 5	Blk: 3	Min: 39

- Named to Fort Myers Tip-Off All-Tournament Team after averaging 10.3 points, 6.7 rebounds and 62% from the field in three games
- Academic All-Big Ten honoree in 2021
- Saw action in 9 games last year before suffering an ACL tear Jan. 2 at Indiana
- Voted team captain by teammates

14



## ALLIE KUBEK

F • 6-2 • Jr. • Elkton, MD / Sanford School (Towson)

	GP-GS	PPG	RPG	BPG	FG%	3FG%	FT%
2021-22	32-31	14.6	6.2	0.9	50.2	33.0	63.3
Career	54-53	12.2	6.6	0.8	49.0	32.6	61.9
Career Highs	Pts: 28	3FG: 4	Reb: 16	Ast: 4	Stl: 3	Blk: 4	Min: 43

- Named to the All-CAA Third Team in 2022
- Ranked second on the Towson team with both 14.6 points and 6.2 rebounds per game
- Finished the season with 24 games in double figures and five contests with 20+ points
- Tore left ACL on Sept. 17

15




## MILA REYNOLDS

G/F • 6-3 • Fr. • South Bend, IN / South Bend Washington

	GP-GS	PPG	RPG	APG	FG%	3FG%	FT%
2022-23	17-0	1.4	1.1	0.2	32.1	000	83.3
Career	17-0	1.4	1.1	0.2	32.1	000	83.3
Career Highs	Pts: 5	3FG: 1	Reb: 3	Ast: 2	Stl: 1	Blk: 1	Min: 12

- Ranked No. 60 in ESPN's recruiting rankings
- Accumulated 2,099 points on 46% shooting, 990 rebounds, 242 assists and 204 blocks in high school career
- Led team to Class 3A state championship as a senior, averaging 21.5 points to go with 8.1 rebounds per game

21



## EMMA CHARDON

F • 6-2 • So. • Geneva, Switzerland / Cec André Chavanne

	GP/GS	PPG	RPG	BPG	FG%	3FG%	FT%
2022-23	1-0	0.0	0.0	0.0	00.0	00.0	00.0
Career	18-0	0.9	0.6	0.1	46.2	00.0	57.1
Career Highs	Pts: 4	3FG: 1	Reb: 3	Ast: 1	Stl: 1	Blk: 1	Min: 14

- Suffered torn meniscus in first game of the season
- Saw action in 17 games as a freshman
- On Swiss National Team since she was 15
- Played with Swiss National Team in FIBA U20 European Championship (Division B) in summer of 2022, where she averaged 25.6 minutes, 14.4 points, 55.3% from the floor

24



## BRI MCDANIEL

G • 5-10 • Fr. • Chicago, IL / Kenwood Academy

	GP/GS	PPG	RPG	APG	FG%	3FG%	FT%
2022-23	24-0	3.0	1.7	0.3	42.4	58.8	61.9
Career	24-0	3.0	1.7	0.3	42.4	58.8	61.9
Career Highs	Pts: 14	3FG: 4	Reb: 7	Ast: 2	Stl: 4	Blk: 1	Min: 21

- Four star recruit that was ranked No. 42 in ESPN's class of 2022
- Earned AP Illinois All-State First Team honors twice and Second Team honors once
- Averaged 16.0 points, 6.0 rebounds, 4.0 assists and 2.0 steals throughout her high school career

33



## SUMMER BOSTOCK

G • 6-1 • R-Fr. • Toronto, Ontario / Kings Christian College

	GP/GS	PPG	RPG	APG	FG%	3FG%	FT%
2022-23							
Career							
Career Highs	Pts:	3FG:	Reb: 7	Ast:	Stl:	Blk:	Min:

- Came to College Park a semester early in January 2023
- Will not play until 2023-24 season
- Averaged 27.3 points, 11 rebounds, four steals and three assists as a junior in 2021-22