



2019 MARYLAND FOOTBALL



GAME INFO

TELEVISION **BIG TEN NETWORK**
Lisa Byington (xpr)
James Laurinaitis (analyst)
Elise Menaker (sideline)

MARYLAND SPORTS RADIO NETWORK

Johnny Holliday (xpr) / 41st season
CJ Brown (analyst) / 1st season
LaMont Jordan (analyst) / 2nd season
105.7FM (Balt.) / 980AM (DC)
TuneIn Radio App
Sirius 108 / XM 195

2019 SCHEDULE

DATE	OPPONENT	TIME
A31	HOWARD ^{BTN}	W, 79-0
S7	#21 SYRACUSE ^{ESPN}	W, 63-20
S14	at Temple ^{CBSSN}	L, 17-20
S27	#12 PENN STATE * ^{FS1}	L, 0-59
O5	at Rutgers * ^{BTN}	Noon
O12	at Purdue * ^{BTN}	Noon
O19	INDIANA *	TBA
O26	at Minnesota * ^{ABC/ESPN/ESPN2}	TBA
N2	MICHIGAN* &	Noon
N9	at Ohio State *	TBA
N23	NEBRASKA *	TBA
N30	at Michigan State *	TBA

ALL CAPS indicates home game; * Big Ten game;
& Homecoming game; All times Eastern

WITH A WIN...

MARYLAND WILL:

- Defeat Rutgers for the second year in a row
- Start Big Ten play at least .500 for the fifth time in the past six years.
- Move to 4-2 against Rutgers since joining the Big Ten

SETTING THE STAGE

MARYLAND

2019 Record: 2-2 (0-1 B1G)
Head Coach: Michael Locksley (Towson '92)
Record at Maryland: 3-7
Top Passer: Josh Jackson (Jr.) / 789 yds / 8 TDs
Top Rusher: Anthony McFarland Jr. (So.) / 264 yds / 5 TDs
Top Receiver: Dontay Demus Jr. (So.) / 185 yds / 2 TDs
Top Tackler: Antoine Brooks Jr. (Sr) / 31 TT / 3 PBU / 2 TFL

RUTGERS

2019 Record: 1-3 (0-2 B1G)
Interim Head Coach: Nunzio Campanile (Montclair State, '99)
Record at Rutgers: 0-0
Top Passer: Artur Sitkowski (So.) / 429 yds / 1 TD
Top Rusher: Isaih Pacheco (So.) / 262 yds / 4 TDs
Top Receiver: Raheem Blackshear (Jr.) / 29 rec / 310 yds / 2 TDs
Top Tackler: Tyshon Fogg (Jr.) / 40 TT / 1.0 TFL

WHAT YOU NEED TO KNOW

1

The University of Maryland football team will play its first Big Ten road game of the 2019 season on Saturday when it travels to Rutgers to take on the Scarlet Knights at SHI Stadium. The contest is set for a noon kick and will be broadcast on the Big Ten Network.

5

Senior DB **Antoine Brooks Jr.** has totaled 28 solo tackles this year, the most per game in the Big Ten and the fifth highest total in the country. Brooks has led Maryland in tackles in each of the last three games and tallied a career-best 13, all solo, at Temple (9/14). Last week against #12 Penn State, Brooks recorded two tackles for loss to lead the Terps, tying his career-high.

8

Junior transfer quarterback **Josh Jackson** has thrown eight touchdowns over the first four games of the season, while throwing for 789 yards, the most touchdowns thrown by any Maryland quarterback through the first four games of the season since Scott Milanovich threw 16 in 1993.

13

The Maryland defense has tallied 13 sacks through four games, the 17th highest total in the country and the Terrapins most over a four-game span since Maryland finished the year with 17 (2 vs. Ohio State, 3 at Nebraska, 7 vs. Rutgers, 5 vs. Boston College) in 2016. LB **Keandre Jones** has 3.5 to lead the Terps, the third highest total in the Big Ten.

16

Maryland has forced a turnover in 16 straight contests, the third-longest streak in the FBS, trailing only Mississippi State (21) and Syracuse (19). The Terps, who notched a takeaway in every game last season continued the streak last week vs. #12 Penn State when freshman DB **Nick Cross** recorded his first career interception in the second quarter. The Terps have forced seven turnovers and only lost five, a plus-two margin this season. Maryland won the turnover battle in three of the first four games.

21

When Head Coach **Michael Locksley** was the interim coach for the Terrapins in 2015, Maryland came back from a 21 point deficit in the final game of the season at Rutgers to win 46-41. The comeback was the largest deficit overcome by a Maryland football team since 2006. The Terps were down 31-13 in the second quarter before outscoring the Scarlet Knights 33-10 the rest of the game. RB Brandon Ross tallied three rushing touchdowns and 173 yards in the contest.

30

The Terps have been strong on the ground, in both running the ball and stopping the run. Maryland ranks in the top 30 in both rushing offense (223 ypg) and rushing defense (104.8 ypg) and have scored 12 touchdowns on the ground, the fourth-highest total in the Big Ten, trailing only Ohio State, Penn State and Wisconsin. RB **Anthony McFarland Jr.** ranks fourth in the Big Ten and 20th in the country with five rushing touchdowns.

34.6

Maryland has had no issues scoring against Rutgers in five meetings as conference foes, averaging 34.6 points across five games. The Terps have averaged 291.4 yards per game rushing over those five contests, four times securing over 250 yards on the ground.

STREAKS

Starts at Maryland:

OL Sean Christie (28)
LB Antoine Brooks Jr. (27)

Career Starts:

TE Tyler Mabry (34)

Games with a takeaway:

16

Games with a reception:

WR Dontay Demus Jr. (7)

Games with a tackle for loss:

LB Keandre Jones & DL Oluwaseun Oluwatimi (4)

SOCIAL MEDIA

Twitter: @TerpsFootball

@CoachLocks

Instagram: @TerpsFootball

@CoachLocks

Facebook: /MarylandFootball

YouTube: /MarylandAthletics

CONTACT

Dustin Semonavick

(Asst. AD/FB Communications)

Email: dustin@umd.edu

O: 301-314-7065 // C: 757-544-8393

Ben Kessler

(Secondary Football)

Email: bkessler1@umd.edu

O: 301-314-7068 // C: 908-770-3059

RUTGERS: AT A GLANCE

2019 RECORD: 1-3, 0-2 B1G

Home: 1-1; Away: 0-2; Neutral: 0-0

2019 SCHEDULE

Aug. 30	Massachusetts	W, 48-21
Sept. 7	at Iowa *	L, 0-30
Sept. 21	Boston College	L, 16-30
Sept. 28	at #20 Michigan *	L, 0-52
Oct. 5	Maryland *	Noon
Oct. 12	at Indiana *	Noon
Oct. 19	Minnesota *	3:30 p.m.
Oct. 26	Liberty *	TBA
Nov. 2	at Illinois *	TBA
Nov. 16	Ohio State *	TBA
Nov. 23	Michigan State *	TBA
Nov. 30	at Penn State *	TBA

2019 STAT LEADERS

Rushing	No.	Yds.	Avg.	Lg.	TD
Isaih Pacheco	56	262	4.7	57	4
Raheem Blackshear	29	88	3.0	8	0

Passing	C-A-I	Pct.	Yds.	Lg.	TD
Artur Sitkowski	44-68-2	64.7%	429	74	1
McLane Carter	27-47-4	57.4%	368	52	2

Receiving	No.	Yds.	Lg.	TD
Raheem Blackshear	29	310	74	2
Bo Melton	11	206	52	1

Defense	U-A	Total	Sacks	TFL
Tyson Fogg	12-28	40	-	1.0
Olakunle Fatukasi	13-13	26	0.5-2	1.5

SERIES HISTORY:

Maryland vs. Rutgers

Series: Maryland leads 8-6

Away: 3-4

Last Meeting: October 13, 2018 (Maryland, 34-7)

Last Meeting at Rutgers: November 4, 2017
(Rutgers, 31-24)

LAST FIVE MEETINGS

Year	Site	Result	Final
2018	Maryland	W	34-7
2017	Rutgers	L	24-31
2016	Maryland	W	31-13
2015	Rutgers	W	46-41
2014	Maryland	L	38-41

THE LAST TIME

100-Yard Rusher

Ty Johnson, 132 yards (10/13/18)

Three Touchdowns

Brandon Ross (11/28/15)

Two Interceptions

Darnell Savage (10/13/18)

MARYLAND-RUTGERS CONNECTIONS

COACHING

· Rutgers Defensive Coordinator Andy Buh coached at Maryland from 2016-18 in the same role

· Maryland defensive passing game coordinator/cornerbacks coach Cory Robinson coached at Rutgers in 2018.

· Maryland Head Coach Michael Locksley coached with Rutgers special teams coordinator/outside linebackers coach Vince Okruch at Illinois in 2006

AREA

· Rutgers has five players from the state of Maryland

· Maryland has two players from the state of New Jersey

TRANSFERS

· Rutgers LB Nihym Anderson spent his redshirt freshman season at the University of Maryland

HOMETOWN

· Maryland TE Tyler Devera, Rutgers WR Hunter Hayek, WR Tyler Hayek, QB Johnny Langan, and LS Matthew Sportelli are all from Wayne, N.J.

· Maryland DB Kenny Bennett, Rutgers RB Raheem Blackshear, WR Jalen Jordan, LB Tyreek Maddox-Williams, and OL Manny Taylor are all from Philadelphia, Pa.

· Maryland LB Shaq Smith, LB Ahmad McCullough, DB Kareem Montgomery, LB Wyatt Cook, Rutgers DB Tre Avery and LB Tyson Fogg are all from Baltimore, Md.

· Maryland LS James Rosenberry and Rutgers DL Brendan Bordner are both from Columbus, Ohio



LB Ayinde Eley vs. Rutgers (10/13/18)

· Maryland WR Isaiah Hazel, DL Oluwaseun Oluwatimi, Rutgers DB Damon Hayes and DL Jamree Kromah are all from Upper Marlboro, Md.

· Maryland WR Brian Cobbs and Rutgers DB Kobe Marfo are both from Alexandria, Va.

· Maryland PK Mike Shinsky, LB Chance Campbell and Rutgers OL Reggie Sutton are all from Towson, Md.

HIGH SCHOOL

· Maryland TE Tyler Devera and Rutgers QB Johnny Langan both played for current Rutgers interim head coach Nunzio Campanile at Bergen Catholic HS in Oradell, N.J.

· Maryland LB Chance Campbell, LS Paul Mouring, Rutgers LB Tyson Fogg and OL Reggie Sutton all played at Calvert Hall HS in Baltimore, Md.

· Maryland LB Shaq Smith and Rutgers WR Jalen Jordan both played at IMG Academy in Bradenton, Fla.

· Maryland WR Brian Cobbs and Rutgers DB Kobe Marfo both played at Hayfield Secondary in Alexandria, Va.

GAME MATCHUP

Maryland Terrapins
 (FBS - 130 ranked)

Total Offense		
435.3	46th	
Passing Offense		
212.3	90th	
Rushing Offense		
223.0	25th	
Scoring Offense		
39.8	18th	
Sacks Allowed		
2.25	83rd	
Third Down Offense		
40.6	61st	
Red Zone Offense		
71.4%	114th	
Total Defense		
378.5	59th	
Passing Defense		
273.8	107th	
Rushing Defense		
104.8	29th	
Scoring Defense		
24.8	57th	
Sacks		
3.25	17th	
Third Down Defense		
33.9%	41st	
Red Zone Defense		
83.3%	71st	
Takeaways		
7	51st	
Giveaways		
5	40th	
Kick Return Average		
20.43	76th	
Punt Return Average		
17.67	13th	
Time of Possession		
30.18	60th	

Rutgers Scarlet Knights
 (FBS - 130 ranked)

Total Defense		
91st	413.5	
Passing Defense		
58th	214.8	
Rushing Defense		
110th	198.8	
Scoring Defense		
109th	33.3	
Sacks		
117th	1.00	
Third Down Defense		
87th	40.7%	
Red Zone Defense		
123rd	100%	
Total Offense		
123rd	302.8	
Passing Offense		
102nd	201.3	
Rushing Offense		
122nd	101.5	
Scoring Offense		
127th	16.0	
Sacks Allowed		
14th	1.00	
Third Down Offense		
116th	31.6%	
Red Zone Offense		
99th	77.8%	
Giveaways		
97th	9	
Takeaways		
114th	3	
Kick Return Average		
90th	18.90	
Punt Return Average		
109th	4.17	
Time of Possession		
78th	29:20	



ON THE OFFENSE

By The Numbers

1

TE **Tyler Mabry** caught a touchdown pass in each of the first three games of the season, the first Maryland tight end to do so since Vernon Davis in 2005 (at North Carolina, #23 Boston College, at NC State) and the first time any player has done so since WR DJ Moore in the first three games of 2017 (at #23 Texas, Towson, UCF).

4

QB **Josh Jackson's four** touchdowns in his Maryland debut vs. Howard (8/31) tied for the most touchdowns ever thrown in a Maryland debut (Mark Manges vs. Villanova, 1975). Jackson's **four** touchdowns, all in the first half, are the most by a Terrapin quarterback in the first half since at least 1977. Jackson is also the first Maryland quarterback to throw four touchdowns in a game since Caleb Rowe on Sept. 19, 2015 vs. South Florida.

4

Sophomore **Anthony McFarland Jr.** became the first freshman in Maryland history to record **four** 100-yard rushing games last season, including back-to-back 200 yard games against Indiana (210) and Ohio State (298). McFarland also had 100-yard games against Temple (9/15) and Minnesota (9/22) and finished the season with the most rushing yards (1,034) by a freshman in program history. The Maryland native also averaged 7.9 yards per carry, the sixth best mark in the country and the highest mark among all FBS freshman backs.

8

Maryland currently has **eight** student-athletes who have earned an undergraduate degree, the 20th highest total among power-five teams. OL **Sean Christie**, LB **Isaiah Davis**, RB **Jake Funk**, QB **Josh Jackson**, DL **Brett Kulka**, TE **Tyler Mabry**, OL **Ellis McKennie** and LB **Shaq Smith**. All **eight** are pursuing a graduate degree.

12

The Terps have **12** former players on an NFL roster in Week Four of the 2019 season led by back-to-back first round picks WR DJ Moore and S Darnell Savage Jr., NFL top-100 star WR Stefon Diggs, pro-bowler DL Yannick Ngakoue and super bowl champions TE Vernon Davis and CB JC Jackson. Maryland has three rookies that made NFL rosters: Savage Jr. (GB), DL Byron Cowart (NE) and RB Ty Johnson (DET) and another OL Derwin Gray (PIT) on the practice squad.

100

WR **Dontay Demus Jr.** had a strong start to the season, catching three balls for **100** yards and two touchdowns, Maryland's first 100-yard receiver since DJ Moore in the 2017 finale against Penn State (11/26) and also the first Maryland WR with two receiving touchdowns in the same game also since DJ Moore (Northwestern, 10/14/17).

142

Maryland's **142** points in the first two games of the season (79 - Howard, 63 - #21 Syracuse) were the most by a Big Ten team since 1936 (Ohio State, 1996) and the third most by any FBS team over that span, trailing only Ole Miss' 149 in 2015 and Florida's 143 in 1994. The 142 points were the most through any two successive games in Maryland history, surpassing the previous mark of 122 (1954 vs. George Washington 48-6 and Missouri 74-13).

3,241

The powerful Maryland running back corps has four tailbacks who have combined for **3,241** yards thus far in their careers. Led by **Anthony McFarland Jr.** who has starred thus far in his career with 1,283 yards, **Lorenzo Harrison (1,409)**, **Javon Leake (605)** and **Tayon-Fleet Davis (489)** have all contributed to the powerful Maryland rushing attack.

ON THE DEFENSE/ST

By The Numbers

0

Maryland's defense was lights out against Howard in Week One, **shutting them out** and holding the Bison to only 68 yards of offense. The shutout was Maryland's first since September 21, 2013 against West Virginia.

1

Placekicker **Joseph Petrino** converted on 85.7 percent of his kicks in his freshman season (12-for-14), the **highest** percentage among Big Ten kickers. Petrino was true on his first 11 field goal attempts of the season, the last kicker in the country to remain perfect on field goal attempts. Now a sophomore, Petrino has converted on all 18 PATs thus far this season.

3.5

LB **Keandre Jones** is tied for the 20th-most sacks in the country with **3.5** through four games. Jones had a career-high two sacks vs. #21 Syracuse, one in each half, to pair with his forced fumble. Jones's 0.88 sacks per game ranks third in the Big Ten.

4

Maryland has **four** transfers listed as starters on the team's current two-deep, two on defense and two on offense. On defense: linebackers **Keandre Jones** and **Shaq Smith** enter the fold, both coming from top programs, Jones from Ohio State and Smith fresh off a national championship at Clemson. On offense: the Terps starting quarterback **Josh Jackson** comes from Virginia Tech, where he set countless freshman program records in 2017 and the Terps starting tight end **Tyler Mabry** comes from the Buffalo where he earned 2018 First Team All-Mid American Conference honors. Jones and Smith each posted a sack and combined for seven tackles in their Maryland debut last week, while Jones tallied seven tackles, two sacks and a forced fumble last week vs. #21 Syracuse.

8

Last season in Maryland's 34-7 win against Rutgers, the Terps held the Scarlet Knights to just 2-for-16 passing for **eight** yards. The **eight** passing yards allowed were the lowest amount for a Terrapin opponent since at least 1980, with the closest number coming on September 6, 1997 when Maryland held Ohio to 10 yards.

16

The Terps have forced a turnover in **16** straight games, the third longest streak in the country, trailing only Mississippi State (21) and Syracuse (19). Maryland has forced seven turnovers this season, four fumbles and three interceptions and has a plus-two turnover margin.

17

S Darnell Savage Jr. was drafted 21st overall by the Green Bay Packers in the NFL Draft this past April, making him the **17th** player in program history to be selected in the first round. Maryland has now had first round draft picks in **back-to-back** years for the first time since 2005-06 (Shawne Merriman (2005) and Vernon Davis (2006)). WR DJ Moore was the first wide receiver off the board in 2017 at No. 24 overall, and Savage was the first safety off the board in 2018 at No. 21.

68

The Terps held Howard to just **68** yards of offense in Week One, the lowest total by a Maryland opponent since at least 1977 and the lowest total offense mark by any team throughout the country in Week One. The Bison ran for only one yard, also the lowest total by a Terrapin opponent since at least 1977 and tying Syracuse for the third lowest total allowed throughout the country in Week One, trailing only Michigan State and Syracuse.

2019 SCORING DRIVES

Opp.	Plays	Yards	TOP	Result	Qrt.	Time	Scoring Play	QB
HOW	1	26	0:07	TD	1	11:07	Demus Jr. 26yd rec.	Jackson
HOW	3	13	0:51	TD	1	6:53	McFarland 2yd run	Jackson
HOW	6	63	1:56	TD	1	3:16	Okonkwo 4yd rec.	Jackson
HOW	2	55	0:22	TD	1	1:28	McFarland 6yd run	Jackson
HOW	3	22	1:09	TD	2	13:44	Nelson 6yd rec.	Jackson
HOW	-	40	-	TD	2	8:50	Turner 40yd punt ret.	-
HOW	2	63	0:36	TD	2	6:15	Demus Jr. 62yd rec.	Pigrome
HOW	9	66	3:14	TD	2	1:30	Mabry 24yd rec.	Jackson
HOW	4	42	1:28	TD	3	12:10	Pigrome 22yd run	Pigrome
HOW	-	-	-	SAF	3	10:10	Gater safety	-
HOW	6	49	2:18	TD	3	5:07	Funk 24yd run	Pigrome
HOW	10	89	5:01	TD	4	13:03	DeSue 5yd run	DeSue
SYR	5	67	1:37	TD	1	12:07	Mabry 7yd rec.	Jackson
SYR	5	32	2:02	TD	1	9:01	McFarland 3 yd run	Jackson
SYR	11	75	3:49	TD	1	0:46	Leake 3yd run	Jackson
SYR	2	20	0:10	TD	2	9:19	McFarland 20yd run	Jackson
SYR	8	75	2:28	TD	2	4:53	Carriere 15 yd rec.	Jackson
SYR	4	75	1:54	TD	3	13:06	Leake 64 yd run	Jackson
SYR	9	58	4:06	TD	4	8:13	Fleet-Davis 5yd run	Jackson
SYR	3	92	1:40	TD	4	2:24	Funk 10yd run	Pigrome
TEM	-	-	-	SAF	1	7:23	Team safety	-
TEM	11	86	4:34	TD	3	8:22	McFarland 4yd run	Jackson
TEM	7	73	2:37	TD	3	2:14	Mabry 17yd rec	Jackson
TEM	-	-	-	SAF	4	0:00	Team safety	-

2019 Game Captains

Opp.	HOW	Ellis	Funk	McKennie
SYR	Eley	Oluwatimi	Turner	
TEM	Funk	Jones	Mabry	
PSU	Brooks	Kulka	McFarland	

Terps on NFL Rosters

Jermaine Carter, Jr.	Carolina Panthers
Byron Cowart	New England Patriots
Sean Davis	Pittsburgh Steelers
Vernon Davis *	Washington Redskins
Stefon Diggs	Minnesota Vikings
Trey Edmunds	Pittsburgh Steelers (practice)
Derwin Grey	Pittsburgh Steelers (practice)
JC Jackson *	New England Patriots*
Quinton Jefferson	Seattle Seahawks
Ty Johnson	Detroit Lions
DJ Moore	Carolina Panthers
Yannick Ngakoue	Jacksonville Jaguars
Darnell Savage Jr.	Green Bay Packers
Josh Woods	Chicago Bears

* Super Bowl winner

DEPTH CHART

(as of October 1, 2019)

OFFENSE

X	21	Darryl Jones	6-2	192	So.-1V
	15	Brian Cobbs	6-2	202	So.-1V
Z	7 (d)	Dontay Demus Jr.	6-3	200	So.-1V
	83	Carlos Carriere	6-5	196	So.-1V
OR	85	Sean Nelson	6-0	188	So.-1V
H	29	Sean Savoy	5-9	184	Jr.-TR
	13	Rayshad Lewis	5-10	177	Jr.-2V
Y	81	Tyler Mabry	6-4	248	Gr.-TR
	9	Chigoziem Okonkwo	6-2	244	So.-1V
T	71	Jaelyn Duncan	6-6	323	RFr.-RS
	54	Spencer Anderson	6-5	318	RFr.-RS
G	70	Sean Christie	6-4	294	Gr.-3V
	52 (d)	Evan Gregory	6-4	308	RFr.-RS
C	73	Johnny Jordan	6-1	305	Jr.-2V
	55	Austin Fontaine	6-3	320	RFr.-RS
G	68	Ellis McKennie	6-3	310	Sr.-3V
	55	Austin Fontaine	6-3	320	RFr.-RS
T	72	Marcus Minor	6-4	298	So.-1V
	54	Spencer Anderson	6-5	318	RFr.-RS
RB	5 (d)	Anthony McFarland	5-8	193	So.-1V
	20 (d)	Javon Leake	6-0	206	Jr.-2V
QB	17 (d)	Josh Jackson	6-2	218	Jr.-TR
	3 (d)	Tyrrell Pigrome	5-10	209	Jr.-2V

DEFENSE

END	95	Lawtez Rogers	6-4	268	So.-1V
	96	Brett Kulka	6-4	258	Sr.-3V
NOSE	52 (d)	Oluwaseun Oluwatimi	6-1	294	Sr.-2V
	98 (d)	Brandon Gaddy	6-3	311	So.-1V
TACKLE	59	Keiron Howard	6-3	278	Sr.-3V
	97 (d)	Sam Okuayinonu	6-1	285	Jr.-2V
JACK	5 (d)	Shaq Smith	6-2	251	Gr.-TR
	27	Bryce Brand	5-11	248	Jr.-2V
MIKE	44	Chance Campbell	6-3	225	So.-1V
	22 (d)	Isaiah Davis	6-2	234	Sr.-3V
WILL	16	Ayinde Eley	6-3	226	So.-1V
	23	Fa'Najae Gotay	5-10	221	RFr.-RS
SAM	4 (d)	Keandre Jones	6-3	220	Gr.-TR
	5 (d)	Shaq Smith	6-2	251	Gr.-TR
CB	7 (d)	Tino Ellis	6-1	195	Sr.-3V
	24	Kenny Bennett	6-2	199	So.-1V
S	18 (d)	Jordan Mosley	6-1	210	So.-1V
	11 (d)	Fofie Bazzie	5-11	199	So.-1V
S	25	Antoine Brooks Jr.	5-11	215	Sr.-3V
	14 (d)	Deon Jones	6-0	197	So.-1V
OR	3 (d)	Nick Cross	6-1	212	Fr.-HS
CB	8 (d)	Marcus Lewis	6-1	197	Sr.-3V
	33	Deonte Banks	6-1	192	Fr.-HS
OR	12	Vincent Flythe	5-11	179	RFr.-RS

CAREER START CHART

OFFENSE									
Player	'15	'16	'17	'18	'19	Strk.	Car.		
Christie	0	0	12	12	4	28	28		
Cobbs	-	-	-	2	0	-	2		
Demus Jr.	-	-	-	1	4	5	5		
Duncan	-	-	-	-	3	3	3		
Fleet-Davis	-	-	0	1	0	-	1		
Jackson^	-	-	13	3	4	4	20		
Jordan	-	-	6	4	6	10			
D. Jones	-	-	0	4	4	4			
Mabry&	3	12	14	4	33	33			
McFarland	-	-	5	4	6	9			
McKenzie	0	0	3	2	1	5			
Minor	-	-	1	3	4	8			
Okonkwo	-	-	-	4	0	-	4		
Pigrome	1	1	2	0	-	4			
Savoy^	-	12	-	1	1	13			
Turner	0	0	3	3	-	6			

DEFENSE

DEFENSE									
Player	'15	'16	'17	'18	'19	Strk.	Car.		
Brand	-	-	-	0	1	0	1		
Brooks.	0	11	12	4	24	27			
I. Davis	-	1	9	11	4	16	25		
Eley	-	-	-	1	4	4	5		
Ellis	-	1	6	12	4	16	23		
Howard	-	0	0	0	2	-	2		
D. Jones	-	-	-	0	2	2	2		
K. Jones	-	0	0	0	4	4	4		
Kulka	0	5	1	1	1	7			
Lewis, M.O!	5!	-	4	4	4	13			
Mosley	-	-	-	0	4	4	4		
Oluwatimi	0	0	1	4	4	5			
Rogers	-	-	-	0	2	-	2		
Smith	0	0	0	0	3	2	3		

^ at Virginia Tech
& at Buffalo
! at Florida State

SPECIALISTS

K	27 (d)	Joseph Petrino	5-11	182	So.-1V	KR	20 (d)	Javon Leake	6-0	206	Jr.-2V
	38	Paul Inzerillo	5-7	181	Jr.-2V		8 (d)	Tayon Fleet-Davis	6-0	217	Jr.-2V
P	99	Colton Spangler	6-1	169	Fr.-HS	OR	13 (d)	Rayshad Lewis	5-10	177	Jr.-2V
	OR	98 (d)	Anthony Pecorella	6-2	192		Fr.-HS	PR	13 (d)	Rayshad Lewis	5-10
LS	47	James Rosenberry	5-11	209	So.-1V		5 (d)	Anthony McFarland	5-8	193	So.-1V
	80	Noah Barnes	6-5	232	Jr.-2V						
H	41	Mike Shinsky	5-9	174	Sr.-2V						

PROJECTED STARTERS: OFFENSE

QB
17**JOSH JACKSON • 6-2 • 218 • JR.-TR**

- Has eight TDs in first four games, the most by a Terp since 1993
- Threw for 245 yards and four TDs in Maryland debut vs. Howard (8/31), tied for the most ever in first game as Terp
- His four TDs in the first half vs. Howard are the most by a Terp since at least 1977.
- Transfer from VT; threw for 2,991 yards and 20 touchdowns and ran for 324 yards and six touchdowns in 2017

RB
5**ANTHONY McFARLAND • 5-8 • 193 • SO.-1V**

- 2019 Maxwell Award Watch List; 2018 Second Team All-Big Ten (Media)
- Third in the Big Ten with six touchdowns; Fourth in Big Ten with five rushing touchdowns
- First Maryland player to have five rushing touchdowns in the first four games since CJ Brown in 2013.
- Set the Maryland record for single-season rushing yards by a freshman (1,034)

WR
21**DARRYL JONES • 6-2 • 192 • SO.-1V**

- Led Maryland in receiving vs. #21 Syracuse with three receptions for a career-high 70 yards.
- Tallied two receptions for 57 yards, including a 47-yard catch in first career start vs. Howard (8/31)
- Posted nine receptions for 147 yards in his freshman season
- Also ran track in high school

WR
7**DONTAY DEMUS JR. • 6-3 • 200 • SO.-1V**


- Leads the team with 10 receptions for 185 yards and two touchdowns
- Led team in receiving at Temple (9/14)
- Had three receptions for 100 yards and two TDs vs. Howard (8/31), MD's first 100-yard WR and first with two TDs since 2017
- Caught three passes over 50 yards in 2018, the most on the team

WR
29**SEAN SAVOY • 5-9 • 184 • JR.-TR.**

- Started first game at Maryland last week vs. #12 Penn State
- Posted 18 catches for 188 yards and two touchdowns last season at Virginia Tech
- Has 657 career receiving yards and six touchdowns
- Was ACC Freshman of the Week on 10/9/17

T
71**JAELYN DUNCAN • 6-6 • 323 • RFr.-RS**

- Blocks for the top-20 scoring offense in the country, averaging 39.8 points per game
- Earned first career start vs. #21 Syracuse
- A 4-star recruit according to ESPN, Ranked third overall in the state of Maryland by ESPN

G
70**SEAN CHRISTIE • 6-4 • 294 • GR.-4V**


- Started 28 straight games at left guard.
- Has opened the way for the 25th-best rushing offense in the country, averaging 223.0 yards per game
- Blocked for the second-most points in Maryland history with 79 vs Howard
- Helped four different running backs record 100-yard games last year - most in program history.

G
68**ELLIS McKENNIE • 6-4 • 310 • SR.-3V**

- Utility offensive linemen, has played every spot
- Filling in at right guard for the injured Terrance Davis
- Part of line that blocked the way for 623 yards and seven TDs in season opener
- Member of University Senate; Has aspirations to work in government.

C
73**JOHNNY JORDAN • 6-1 • 304 • JR.-2V**

- 2019 Rimington Trophy Watch List
- Part of line that blocks for an offense averaging 435.5 yards per game, the fifth best mark in the Big Ten
- Has appeared in 20 career games, with nine starts
- Won two rugby National Championships in high school

T
72**MARCUS MINOR • 6-4 • 298 • SO.-1V**

- Helped block for the second-most points in Maryland history with 79 vs Howard
- Part of line that blocked the way for team to rush for 444 yards at Bowling Green last season - the team's most since 1999 against Virginia (445).
- 2018 Academic All-Big Ten

TE
81**TYLER MABRY • 6-4 • 248 • GR.-TR**

- 2019 John Mackey Award Watch List
- Caught touchdown in first three Maryland games, the first TE with a TD in three-straight since Vernon Davis in 2005
- 2018 First Team All-Mid American Conference
- Has 644 career yards and six touchdowns

OTHER NOTABLES

RB
20**JAVON LEAKE • 6-0 • 210 • JR.-2V**

- 2019 Paul Hornung Award Watch List
- Tallied second career 100-yard rushing game with two touchdowns vs. #21 Syracuse
- Led the team with 409 kickoff return yards in 2018, with an average of 24.1 yards per return
- Became first Maryland player since 2010 to have four TDs in a game (Illinois, 10/27)

RB
8**TAYON FLEET-DAVIS • 6-0 • 217 • JR.-2V**

- Has tallied 158 rushing yards and a touchdown
- Led team in rushing in season opener vs. Howard with 79 yards on 16 carries
- Had six offensive touchdowns in 2018 (five rushing, one receiving)
- 2018 stat line: 75 rushing attempts, 331 yards, five touchdowns

PROJECTED STARTERS: DEFENSE

END
95**LAWTEZ ROGERS • 6-4 • 268 • SO.-1V**


- Tallied pass breakup in first career start vs. Howard (8/31)
- Appeared in 10 of 12 games last season, totaling eight tackles (five solo) and one sack
- Had first career sack vs. Ohio State (11/17/18).

NOSE
52**OLUWASEUN OLUWATIMI • 5-11 • 297 • SR.-3V**

- Has appeared in 28 straight games on the defensive line.
- Tallied TFL in first four games of season (Howard, 8/31; #21 Syracuse, 9/7; Temple, 9/14; #12 Penn State, 9/27)
- Totaled 22 tackles (12 solo), one sack and led the team with three forced fumbles last year.

T
59**KEIRON HOWARD • 6-3 • 278 • SR.-3V**


- Tallied a sack vs. #21 Syracuse (9/7)
- Made first career start vs. Howard (8/31)
- Has appeared in 26 straight games.

JACK
5**SHAQ SMITH • 6-2 • 251 • GR.-TR**

- Tied career high with four tackles, including one for loss vs. #12 Penn State (9/27)
- Tallied three tackles with a sack in Maryland debut vs. Howard
- Transferred to Maryland from Clemson, playing in every game for the 2018 National Champion Clemson Tigers

MIKE
22**ISAAH DAVIS • 6-2 • 234 • SR.-3V**


- Has appeared in 38 straight games with 26 starts.
- Second on the team with 94 tackles (50 solo) in 2018.
- Younger brother of former Terp, Sean Davis ('15), who is currently a starting safety for the Pittsburgh Steelers.

OR MIKE
44**CHANCE CAMPBELL • 6-3 • 225 • SO.-1V**

- Led team with career-best six tackles (five solo) vs. #12 Penn State (9/27)
- Notched first career INT at Temple (9/14) on diving catch
- Posted three tackles including one TFL vs. Howard (8/31)

WILL
16**AYINDE ELEY • 6-3 • 226 • SO.-1V**

- Second on team with 23 tackles & 14 solo tackles and fourth with two TFL
- Tallied second tackle for loss as part of five tackle game at Temple (9/14)
- Had fumble recovery and a career-high seven tackles in win vs. #21 Syracuse

SAM
4**KEANDRE JONES • 6-3 • 220 • SR.-TR**

- Leads team with 3.5 sacks, stands third in Big Ten with 0.88 per game
- Has a tackle for loss in all four games this season
- Had career-day vs. #21 Syracuse, totaling a career-best eight tackles with two sacks and a forced fumble
- Played in every game over the past two seasons where Ohio State won back to back Big Ten Championships, totaling 29

S
18**JORDAN MOSLEY • 6-1 • 210 • SO.-2V**

- Tallied a career-best seven tackles at Temple (9/14) with first career forced fumble.
- Recorded first career interception vs. #21 Syracuse (9/7)
- Earned first career start vs. Howard (8/31)
- Appeared in 10 of 12 games at defensive back in 2018, totaling 29 tackles (18 solo).

S
25**ANTOINE BROOKS, JR. • 5-11 • 215 • SR.-3V**

- 2018 Second Team All-Big Ten / 2019 Bednarik Award Watch List & 2019 Bronko Nagurski Trophy Watch List
- Fifth in country with seven solo tackles per game; Leads Terps with 31 tackles (28 solo)
- Has led Maryland in tackles in past three games (career-best 13 at Temple & nine vs. #21 Syracuse)
- Led Maryland with 9.5 tackles for loss and was third in tackles (68) in 2018.

CB
7**TINO ELLIS • 6-1 • 195 • SR.-2V**

- 2018 Honorable Mention All-Big Ten
- Has started 16 games at cornerback over the last two seasons.
- Posted first career interception, returning it 44 yards last year, against Rutgers (10/13).
- Had a career-best five pass breakups against Minnesota last year (9/22).

CB
8**MARCUS LEWIS • 6-1 • 197 • SR.-3V**

- Started five games for Maryland in 2018 and first four games of 2019.
- Recovered a fumble and broke-up a pass at Temple (9/14)
- Tallied four tackles vs. #21 Syracuse (9/7)

SPECIAL TEAMS

K
3**JOSEPH PETRINO • 5-11 • 182 • SO.-1V**

- Career: 12/15 FGs, 58/59 PATs; Long: 40 yards (at BG)
- Is 18-for-18 on PATs this year
- Highest field goal percentage in the Big Ten last season (85.7).

P
99
OR
P
98**COLTON SPANGLER • 6-1 • 169 • FR.-HS**

- Booted first career punt 54 yards against Howard (8/31); Averaging 40.5 yards per punt
- All-County punter, Helping Chesapeake team win 2018 Class 3A East Region title
- Loves to fish

**ANTHONY PECORELLA • 6-2 • 192 • FR.-HS**

- Punted three 50+ yard boots, including a career-high 56 yarder at Temple (9/14); Averaging 40 yards per punt.
- Placed two punts inside the 20-yard line in Maryland debut (8/31), averaging 38.3 over three punts
- Has second degree black belt

5 | ANTHONY MCFARLAND JR.

So. • Running Back • 5-8 • 193

Hyattsville, Md. • DeMatha Catholic HS

Major: American Studies



Career Honors

- 2019 Maxwell Award Watch List
- 2019 Doak Walker Award Candidate
- 2019 Preseason Phil Steele Second Team All-Big Ten
- 2018 FWAA Freshman All-American
- 2018 Second Team All-Big Ten (Media)
- 2018 Third Team All-Big Ten (Coaches)
- 2018 Associated Press Second Team All-Big Ten
- 2018 Phil Steele Second Team All-Big Ten
- Big Ten Freshman of the Week (9/24/18, 11/19/18)
- Set the Maryland record for single-season rushing yards by a freshman (1,034)

MCFARLAND JR.'S CAREER STATS

RUSHING

YR.	G-GS	ATT	GAIN	LOST	NET	AVG	TD	LP	AVG/G
2018	12-5	131	1077	43	1034	7.9	4	81	86.2
2019	4-4	55	264	15	249	4.5	5	33	62.25
Totals	16-9	186	1341	58	1283	6.9	9	81	80.2

RECEIVING

YR.	G-GS	REC	YDS	AVG	TD	LP	AVG/G
2018	12-5	7	73	10.4	0	46	6.1
2019	4-4	6	66	11.0	1	39	16.5
Totals	16-9	13	139	10.7	1	46	8.7

MCFARLAND'S CAREER HIGHS

100-yd Rushing Games	5 (last at Temple, 9/14/19)
Rushing Yards	298 (#9 Ohio State, 11/17/18)
Rush Attempts	29 (at Indiana, 11/10/18)
Long Rush	81 (#9 Ohio State, 11/17/18)
Rushing Touchdowns	2 (3x, last #21 Syracuse, 9/7/19)
Receptions	3 (#12 Penn State, 9/27/19)
Receiving Yards	53 (at Bowling Green, 9/8/18)
Long Reception	46 yards (at Bowling Green, 9/8/18)

As a Sophomore (2019): Maxwell Award Watch List ... Doak Walker Award Candidate ... Opened up season scoring two first quarter touchdowns against Howard (8/31) ... Had three touchdowns in the first half vs. #21 Syracuse (9/7), two rushing and one receiving, the most by a Terp in five years ... Rushed for fifth 100-yard game in career with a 132 yard performance, adding a touchdown at Temple (9/14/)

As a Redshirt Freshman (2018): Second Team All-Big Ten ... Appeared in all 12 games with five starts ... Broke the Maryland freshman rushing record with 1,034 yards and four touchdowns, averaging 7.9 yards per carry ... Second player in Maryland history to have back-to-back 200 yard rushing games (210 at Indiana, 298 vs. Ohio State) ... Had second most rushing yards ever by a Terp in a game with 298 against Ohio State (11/17) ... Set Maryland record for most rushing yards in a game by a freshman (210 at Indiana and then 298 against Ohio State) ... Set Maryland record for 100-yd rushing games by a freshman (4) ... Set Maryland record for single-season rushing yards by a freshman (1,022) ... Had most rushing yards in the first quarter by any player in the FBS with 175 vs. Ohio State (11/17) ... Sixth in FBS in yards per carry (7.9) ... Totaled second most rushing yards in a single game ever with 298 on 21 carries (14.2 YPC) against Ohio State (11/17), with two touchdowns ... Reached 1,000 yard plateau, becoming the 10th player in Maryland history and first freshman to do so ... Led the Maryland offense with 210 rushing yards on 29 carries (7.2 per carry) at Indiana ... Got the ball on a then career-best 16 rush attempts, tallying 83 yards against Illinois (10/27) ... Rushed for 74 yards on nine carries vs. Rutgers (10/13) ... Carried nine times for 34 yards at #15 Michigan (10/6) ... Rushed six times for 112 yards (18.7 yds/c) and two TDs vs. MINN (9/22) ... Notched first career 100-yard rushing game against Temple (9/15), rushing 11 times for 107 yards (9.7 yds/c) ... Had 69 rushing yards and 53 receiving yards at Bowling Green (9/8).



25 | ANTOINE BROOKS JR.

Sr. • Defensive Back • 5-11 • 210

Lanham, Md. • DuVal HS

Major: Family Science



Career Honors

- 2019 Bednarik Award Watch List
- 2019 Bronko Nagurski Trophy Watch List
- 2019 Preseason Phil Steele Second Team All-Big Ten
- 2019 Preseason Athlon Sports Second Team All-Big Ten
- 2018 Second Team All-Big Ten (coaches)
- 2018 Honorable Mention All-Big Ten (media)
- 2018 Third Team All-Big Ten (Phil Steele)
- Big Ten Co-Defensive Player of the Week (September 3, 2018)
- 2018 Athlon Sports Preseason All-Big Ten
- 2017 Honorable Mention All-Big Ten
- Big Ten Co-Special Teams Player of the Week (September 4, 2017)

A. BROOKS' CAREER STATS

YR.	G-GS	UT	AT	TOT	TFL-YDS	PD	FF	FR	INT	SACKS
2016	7-0	4	1	5	0.0-0	0	0	0	0-0	0.0-0
2017	12-11	53	24	77	9.5-28	3	1	0	2-0	1.0-10
2018	12-12	46	22	68	9.5-35	3	0	0	1-0	2.5-19
2019	4-4	28	3	31	2.0-4	3	0	1	0-0	0.0-0
Totals	35-27	131	50	181	21.0-67	9	1	1	3-0	2.5-29

A. BROOKS' CAREER HIGHS

Tackles	13 (2x, last at Temple, 9/14/19)
Solo Tackles	13 (at Temple, 9/14/19)
Tackles for Loss	2.0 (3x, last vs. #12 Penn State, 9/27/19)
Sacks	1.0 (3x, last at Indiana, 11/10/18)
Interceptions	1 (3x, last #23 Texas, 9/1/18)
Forced Fumbles	1 (at Minnesota, 9/30/17)
Fumble Recoveries	1 (at Temple, 9/14/19)
FG block returned for TD	1 (71 yds at #23 Texas, 9/2/17)

As a Senior (2019): Leads Big Ten and is fifth in country, averaging seven solo tackles per game ... Tallied six tackles to lead team including tying a career-best with two for loss vs. #12 Penn State (9/27) ... Tallied a career-best, game-high 13 tackles and recorded first career fumble recovery at Temple (9/14). Led the team with nine tackles, tallying a career-high eight solo tackles in win vs. #21 Syracuse (9/7).

As a Junior (2018): Second Team All-Big Ten selection by the coaches ... Led Maryland with 9.5 tackles for loss ... Started all 12 games, ranking third on the team with 68 tackles (46 solo) ... Also tallied 2.5 sacks, one interception and three pass breakups ... Had six tackles in each of the last two games of the season against Penn State (11/24) and Ohio State (11/17) ... Posted five tackles, including a sack at Indiana (11/10) ... Led team with seven tackles and tied a career-best with two TFLs against Illinois (10/27) ... Had four tackles, including a TFL, vs. Rutgers (10/13) ... Had six tackles, including a TFL, and a PBU at #15 Michigan (10/6) ... Notched six tackles and a sack vs. Minnesota (9/22) ... Posted five tackles, including a TFL, vs. Temple (9/15) ... Had four tackles, including 1.5 TFL, at Bowling Green (9/8) ... Led team with 11 tackles, including a TFL, and made the game-sealing interception late in the fourth quarter against #23 Texas (9/1).

As a Sophomore (2017): Had a breakout season, appearing in 12 games and making 11 starts primarily at nickelback ... Led Big Ten Conference in tackles for loss (9.5) by a defensive back in regular season ... Also led the team in solo tackles (53), while ranking second in total tackles (77) and t-second in interceptions (2) ... Totaled six tackles, including first career sack, vs. #12 Penn State (11/25) ... Posted seven tackles at #22 Michigan State (11/18) ... Had seven tackles, including a TFL, vs. #21 Michigan (11/11) ... Posted four tackles and had an interception at Rutgers (11/4) ... Totaled seven tackles against Indiana (10/28) ... Tied for team lead with 10 tackles, including career-high 2.0 TFL, at #5 Wisconsin (10/21) ... Led team with nine tackles, including 1.0 TFL, vs. Northwestern (10/14) ... Had a career-high 13 tackles, including 1.0 TFL, at #10 Ohio State (10/7) ... Totaled three tackles, including 1.0 TFL, and had a FF at Minnesota (9/30) ... Had five tackles against UCF (9/23), including 1.0 TFL ... Caught first career INT and totaled two tackles vs. Towson (9/9) ... Made first career start at #23 Texas (9/2), making four tackles and returning a blocked field goal 71 yards for a touchdown ... Transitioned from linebacker to defensive back in offseason.

7 | TINO ELLIS

Sr. • Defensive Back • 6-1 • 195
Reisterstown, Md. • DeMatha Catholic HS
Major: Family Science

Career Honors

- 2018 Honorable Mention All-Big Ten



ELLIS' CAREER STATS

YR.	G-GS	UA	A TOT	TFL-YDS	PBU	FF	FR	INT	SACKS
2016	12-1	5	4	9	0.0-0	3	0	0	0.0-0
2017	12-6	19	8	27	1.5-2	5	0	1	0.0-0
2018	12-12	19	4	23	3.0-7	11	0	0	1.44
2019	4-4	10	3	13	0.0-0	2	0	0	0.0-0
Career	40-23	53	17	70	4.5-9	21	0	1	1.44

ELLIS' CAREER HIGHS

Tackles	8 (at #10 Ohio State, 10/7/17)
Solo Tackles	6 (at #10 Ohio State, 10/7/17)
Pass Breakups	5 (Minnesota, 9/22/18)
Fumble Recoveries	1 (at #23 Texas, 9/2/17)
Tackles for Loss	2.0 (#23 Texas, 9/1/18)
Interceptions	1 (Rutgers, 10/13/18)

As a Junior (2018): Started all 12 games at cornerback ... Honorable Mention All-Big Ten selection ... Led the team with 11 pass breakups, ranking fourth in the Big Ten at 1.3 per game ... Totaled 23 tackles (19 solo), three tackles for loss and an interception ... Posted first career interception against Rutgers (10/13) ... Notched five tackles and a career-high five PBUs vs. Minnesota (9/22). His five PBUs are tied for the most in a single game in FBS this season ... Had two tackles and a PBU against Temple (9/15) ... Posted five tackles, including a career-best 2.0 tackles for loss, against #23 Texas (9/1). Rated the top CB nationally for his performance by PFF.

As a Sophomore (2017): Appeared in 12 games, making six starts at cornerback. ... Posted 27 tackles and ranked third on the team with five pass breakups ... Notched a pair of PBUs vs. Indiana (10/28) ... Totaled four tackles vs. Northwestern (10/14) ... Posted a career-high eight tackles at #10 Ohio State (10/7) ... Notched four tackles, including 1.0 TFL, at Minnesota (9/30) ... Had two tackles and two PBUs vs. UCF (9/23) ... Totaled five tackles at #23 Texas (9/2) and recovered a fumble on a bobbled kickoff return.

As a Freshman (2016): Appeared in 12 games, making one start ... totaled nine tackles and three pass breakups ... made collegiate debut vs. Howard (9/3) ... made first start of career vs. Minnesota (10/15), posting two pass breakups ... converted from wide receiver to cornerback in training camp.

At DeMatha Catholic High School: A consensus four-star recruit...Under Armour All-American... ranked as the 6th best player in the state of Maryland by Rivals...helped lead DeMatha to three straight WCAC titles... named 2015 First Team All-WCAC... coached by Elijah Brooks.

Personal: Parents are Charles and Chanel Ellis ... came to Maryland "to stay true to the movement" ... DeMatha Catholic HS Distinguished Gentleman Award winner ... lists sports hero as Muhammad Ali ... hobbies include listening to music and playing guitar ... majoring in criminal justice.



34 | JAKE FUNK

RJr. • Running Back • 5-11 • 202
Gaithersburg, Md. • Damascus HS
Major: Economics

Career Honors

- Academic All-Big Ten (2017, 2018)



FUNK'S CAREER STATS

RUSHING									
YR.	G-GS	ATT	GAIN	LOST	NET	AVG	TD	LP	AVG/G
2016	11-0	29	141	5	136	4.7	1	29	12.3
2017	12-0	27	146	1	145	5.4	4	53	12.1
2018	3-0	2	0	2	-2	-2.0	0	0	-0.3
2019	3-0	17	183	10	173	10.2	2	54	57.7
Career	29-0	75	470	18	452	6.0	7	54	15.6

RECEIVING

YR.	G-GS	REC	YDS	AVG	TD	LP	AVG/G
2016	11-0	7	42	6.0	1	13	3.8
2017	12-0	1	4	4.0	1	4	0.3
2018	3-0	1	4	4.0	0	4	1.3
2019	3-0	4	16	4.0	0	12	5.3
Total	29-0	13	66	5.1	2	13	2.3

FUNK'S CAREER HIGHS

Rushes	12 (Howard, 8/31/19)
Rushing Yards	94 (#21 Syracuse, 9/7/19)
Rushing Touchdowns	2 (Indiana, 10/28/17)
Long Rush	54 (#21 Syracuse, 9/7/19)
Receptions	3 (#6 Ohio State, 11/12/16)
Receiving Yards	19 (#6 Ohio State, 11/12/16)
Receiving Touchdowns	1 (2x, last at Minnesota, 9/30/17)

As a Redshirt Junior (2019): Had impressive start to 2019 season against Howard (9/1), setting career-highs in rushing attempts (12) and yards (79), while scoring a touchdown ... Set career-high with 94 rushing yards, including 92 on one drive in the third quarter, scoring a touchdown and running for a career-best 54 yard rush vs. #21 Syracuse (9/7).

As a Junior (2018): Missed all but the Texas (9/1), Indiana (11/10) and Ohio State (11/17) games ... Caught one pass for four yards vs. #23 Texas (9/1).

As a Sophomore (2017): Appeared in all 12 games, totaling 145 rushing yards and four touchdowns ... His four touchdowns carries ranked second on the team ... Named the team's Special Teams Player of the Year ... Carried five times for career-high 61 yards, including a career-long 53-yard scamper at Rutgers (11/4) ... Scored on a pair of 1-yard touchdown runs in the fourth quarter to lock up a win against Indiana (10/28) ... Caught a 4-yard touchdown at Minnesota (9/30) ... Carried three times for 32 yards vs. Towson (9/9), including a 25-yard TD ... Rushed twice for 15 yards at #23 Texas (9/2), including a 12 yard touchdown late in the fourth quarter to put the game out of reach.

OFFENSIVE PLAYER STATS WITH CAREER HIGHS

WR - CARLOS CARRIERE - 83 - So.

Major: Sociology

2019 Season Notes

- Tallied three receptions for 35 yards at Temple (9/14)
- Recorded first career touchdown and secured two receptions for 31 yards vs. #21 Syracuse (9/7)

CARRIERE'S CAREER STATS**RECEIVING**

YR.	G-GS	REC	YDS	AVG	TD	LP	AVG/G
2019	4-0	5	66	13.2	1	17	22.0
Totals	4-0	5	66	13.2	1	17	22.0

CARRIERE'S CAREER HIGHS

Receiving Yards	35 (at Temple, 9/14/19)
Receptions	3 (at Temple, 9/14/19)
Long Reception	16 (#21 Syracuse, 9/7/19)

WR - BRIAN COBBS - 15 - So.

Major: Undeclared

2019 Season Notes

- Caught two passes for 58 yards, including a 39-yd grab vs. Howard (8/31)

2018 Season Notes

- Led the Terps with 58 receiving yards at #15 Penn State (11/24)
- Hauled in a game-high 48 yard pass at #15 Penn State (11/24)
- Caught a 35-yard pass vs. Illinois (10/27).
- Made first career start at #19 Iowa (10/20) and second vs. OSU (11/17).
- Made collegiate debut against #23 Texas (9/1).

Personal

- Father, Robert, played football at Penn State (1982-86).
- Brother, Michael, plays football at James Madison.

COBBS' CAREER STATS**RECEIVING**

YR.	G-GS	REC	YDS	AVG	TD	LP	AVG/G
2018	12-2	5	108	21.6	0	48	9.0
2019	4-0	4	83	20.8	0	39	20.8
Totals	16-2	9	191	21.2	0	48	11.9

COBBS' CAREER HIGHS

Receiving Yards	58 (2x, last vs. Howard, 8/31/19)
Receptions	2 (2x, last vs. Howard, 8/31/19)
Long Reception	48 (at #15 Penn State, 11/24/18)

WR - DONTAY DEMUS JR. - 7 - So.

Major: Undecided

2019 Season Notes

- Led the Terps with 42 receiving yards at Temple (9/14)
- Had standout season opener vs. Howard (9/1): catching three balls for 100 yards, Maryland's first 100-yard receiver in two years
- Caught first two career touchdown passes, including the Terps first of the season.
- First WR to catch two touchdowns since DJ Moore vs. Northwestern on Oct. 14, 2017
- Hauled in a 62-yard pass, his career-high

2018 Season Notes

- Caught three passes over 50 yards, the most on the team
- Third on the team with 13 receptions for 278 yards
- Notched three receptions for 35 yards in first start at #15 Penn State (11/24)
- Caught a season-long 56 yard pass to set up a Maryland field goal vs. #9 Ohio State (11/17)
- Grabbed a career-best four balls for 98 yards at Indiana (11/10), including a nifty 51 yard catch on Maryland's go-ahead touchdown drive in the fourth quarter
- Posted two receptions for 69 yards, including a 52 yard catch vs. Illinois (10/27)
- Caught first pass of his career with a five yard reception vs. Minnesota (9/22).

DEMUS JR.'S CAREER STATS**RECEIVING**

YR.	G-GS	REC	YDS	AVG	TD	LP	AVG/G
2018	12-0	13	278	21.4	0	56	23.2
2019	4-4	10	185	18.5	2	62	46.3
Totals	16-4	23	463	20.1	2	62	28.9

DEMUS JR.'S CAREER HIGHS

Receiving Yards	100 (Howard, 8/31/19)
Receptions	4 (at Indiana, 11/10/18)
Long Reception	62 (Howard, 8/31/19)
Touchdowns	2 (Howard, 8/31/19)

RB - TAYON FLEET-DAVIS - 8 - Jr.

Major: American Studies

2019 Season Notes

- Caught three passes vs. #12 Penn State (9/27)
- Ran for 67 yards and scored a touchdown vs. #21 Syracuse (9/7)
- Tied for team-lead with 79 rushing yards vs. Howard (8/31)

2018 Season Notes

- Has six offensive touchdowns (five rushing, one receiving)
- Scored overtime touchdown against Ohio State (11/17)
- Barreled in for a three yard touchdown at Indiana (11/10)
- Caught a 20 yard touchdown against Rutgers (10/13).
- Rushed 11 times for 63 yards vs. #15 Michigan (10/6).
- Recorded first career 100-yard game, posting 102 rushing yards and two touchdowns at Bowling Green (9/8).
- Led the team in rushing (31 yards) and scored first collegiate touchdown - a 17-yard run - against #23 Texas (9/1).

Personal

- Models game after Bo Jackson after watching his "30-for-30" on ESPN.
- Cousin of former Maryland men's basketball player, Dion Wiley.

FLEET-DAVIS' CAREER STATS

RUSHING

YR.	G-GS	ATT	GAIN	LOST	NET	AVG	TD	LP	AVG/G
2017	6-0	0	0	0	0	0.0	0	0	0.0
2018	12-1	75	341	10	331	4.4	5	30	27.6
2019	4-0	32	164	6	158	4.9	1	21	39.5
Career	22-1	107	505	16	489	4.6	6	30	22.2

RECEIVING

YR.	G-GS	REC	YDS	AVG	TD	LP	AVG/G
2017	6-0	0	0	0.0	0	0	0.0
2018	12-1	4	46	11.5	1	20	3.9
2019	4-0	3	11	3.7	0	6	2.8
Totals	22-1	7	57	8.1	1	20	2.6

FLEET-DAVIS' CAREER HIGHS

Rushes	16 (Howard, 8/31/19)
Rushing Yards	102 (at Bowling Green, 9/8/18)
Rushing Touchdowns	2 (at Bowling Green, 9/8/18)
Long Rush	30 (at Bowling Green, 9/8/18)
Receptions	3 (#12 Penn State, 9/27/19)
Receiving Yards	20 (Rutgers, 10/13/18)
Receiving Touchdowns	1 (Rutgers, 10/13/18)
Long Reception	20 (Rutgers, 10/13/18)

RB - LORENZO HARRISON - 2 - Jr.

Major: Criminal Justice

Honor Roll

- 2016 BTN All-Freshman Team
- Big Ten Freshman of the Week (10/24/16)

Career Notes

- Set then-Maryland freshman record for yards/carry (7.2 ypc) in 2016
- Ranks third all time Maryland history 633 freshman year rushing yards
- First freshman in Maryland history to score a rushing touchdown in each of his first four games
- Named to BTN.com's All-Freshman Team (HM)

2019 Season Notes

- Averaged 10.3 yards per carry vs. Howard (8/31) with 62 yards on six carries

2018 Season Notes

- Appeared in first two games of the season before missing the final 10 due to injury
- Rushed eight times for 86 yards at Bowling Green, while scoring a five-yard touchdown to tie the game (9/10)

2017 Season Notes

- Appeared in all 12 games, totaling 622 rushing yards and three rushing touchdowns. Also caught 11 passes for 36 yards
- Rushed for at least 50 yards in the final six games after hitting the mark just once in the first six games of the season
- Rushed seven times for 60 yards (8.6/c) vs. #12 Penn State (11/25)
- Rushed 13 times for 50 yards and a TD at #22 MSU (11/18)
- Posted season-high 81 yards on 12 carries vs. #21 Michigan (11/11)
- Had 61 rush yards and a TD on 15 carries at Rutgers (11/4)
- Scored first touchdown of season against Indiana (10/28), and totaled 66 yards on 12 carries
- Rushed 12 times for 64 yards at #5 Wisconsin (10/21) and also caught four passes out of the backfield
- Rushed 17 times for 75 yards at Minnesota (9/30)
- Led team with 48 rush yards on 10 attempts vs. UCF (9/23)

2016 Season Notes

- Appeared in the first nine games (two starts), ranking second on the team in rushing touchdowns (5) and rushing yards (633)
- Ran for 73 yards on 14 carries at Indiana (10/29)
- Had career-highs in rush attempts (17) and yards (105), in addition to scoring a touchdown against Mich. State (10/22). Earned B1G Fresh of the Week
- Rushed six times for 76 yards at Penn State (10/8). Also blocked a punt
- Carried six times for 78 yards vs. Purdue (10/1), including a 62-yard touchdown scamper
- Rushed 15 times for 77 yards and a touchdown at UCF (9/17)
- Ran eight times for 64 yards, including a 40-yard TD run, at FIU (9/9)
- Shined in collegiate debut against Howard (9/3), leading all rushers with 67 yards on nine carries and a touchdown.

Personal

- Cousin of teammate, OL Terrance Davis

RUSHING

YR.	G-GS	ATT	GAIN	LOST	NET	AVG	TD	LP	AVG/G
2016	9-2	88	664	31	633	7.2	5	62	70.3
2017	12-0	137	659	37	622	4.5	3	54	51.8
2018	3-0	10	86	2	84	8.4	1	38	28.0
2019	2-0	7	70	0	70	10.0	0	30	35.0
Career	26-2	242	1479	70	1409	5.8	9	62	54.1

RECEIVING

YR.	G-GS	REC	YDS	AVG	TD	LP	AVG/G
2016	9-2	9	72	8.0	0	16	8.0
2017	12-0	11	36	3.3	0	11	3.0
2018	3-0	0	0	0.0	0	0	0.0
2019	2-0	0	0	0.0	0	0	0.0
Totals	26-2	20	108	5.4	0	16	4.2

HARRISON'S CAREER HIGHS

Rushes	17 (2x, last at Minnesota (9/30/17))
Rushing Yards	105 (Michigan State, 10/22/16)
Rushing Touchdowns	1 (9x, last at Bowling Green, 9/10/18)
Long Rush	62 (Purdue, 10/1/16)
Receptions	4 (2x, last at #5 Wisconsin, 10/21/17)
Receiving Yards	39 (at Indiana, 10/29/16)
Long Reception	16 (Howard, 9/3/16)

QB - JOSH JACKSON - 17 -Jr.

Degree: Psychology; pursuing master's in professional studies in technology entrepreneurship

Honor Roll

- 2x ACC Freshman of the Week (9/15/17, 9/18/17)
- CBS National Freshman of the Week (9/5/17)

Career Notes

- Transfer from Virginia Tech

2019 Season Notes

- Threw for 296 yards, the most by a Maryland QB in five years, on 21-of-28 passing and three touchdowns to lead offense vs. #21 Syracuse (9/7)
- Impressed in Maryland debut vs. Howard (9/1): throwing for 245 yards and four touchdowns.
- His four touchdowns were all thrown in the first half, making him the first Maryland quarterback to throw for four touchdowns in the first half since at least 1977.
- He is also the first Maryland quarterback to throw for four touchdowns in a game since Caleb Rowe against South Florida on September 19, 2015.
- Tied Mark Manges (vs. Villanova, 1975) for the most touchdowns ever thrown in a Maryland debut.

2018 Season Notes (at Virginia Tech)

- Underwent surgery on his fractured left fibula on Sept. 25 and missed the remainder of the season
- Ran for 58 yards and threw for 151 yards with two touchdown passes before leaving the game with a fractured left fibula in the second half at Old Dominion (9/22)
- Went 12 of 16 passing with 217 yards and a 39-yard TD pass vs. William & Mary (9/8)
- Threw for 207 yards on 16 of 26 passing with two touchdowns at Florida State (9/3).

2017 Season Notes (at Virginia Tech)

- Started all 13 games for the Hokies
- Threw for 2,991 yards and 20 touchdowns
- Ran for 324 yards and six touchdowns on the season
- Led all Power Five freshmen QBs with 2,991 passing yards, 236 completions and ranked second with 20 TD passes
- Set Virginia Tech freshmen records in TD passes (20), passing yards (2,991) and 200+ yard passing games (9)
- First Tech QB to win first four career starts since Logan Thomas (2011)
- Ran 11 times for 101 yards and a touchdown to go along with 235 yards and a passing touchdown against West Virginia (9/3)
- First QB to throw for 200+ yards and rush for 100+ yards in a game since Logan Thomas vs. Duke (10/26/13)
- Rushing total vs. WVU was the most for a Tech QB in their first game since 1987 and the most in their first career start since 1997 (Al Clark vs. Rutgers, 11/9)
- The first true or redshirt freshman QB to start a game for the Hokies since Tyrod Taylor vs. Ohio (9/15/07)
- The first true or redshirt freshman QB to start a season opener for the Hokies since Michael Vick vs. James Madison (9/4/99)
- Completed 16 passes including two scores against Delaware (9/9)
- Threw for 372 yards and five touchdowns against East Carolina (9/16)
- His five TD passes at ECU tied Bryan Randall (vs. Syracuse, 11/9/02) and Jerod Evans (vs. Boston College, 9/17/16) for the most in a single game in program history
- Threw for three touchdowns for 298 yards against Old Dominion (9/23)
- Completed 29 passes for 251 yards and one touchdown against Clemson (9/30)
- Threw for 322 and one touchdown against Boston College (10/7)
- Tossed three touchdowns passes against North Carolina (10/21)
- Recorded 200 yards and one touchdown, ran the ball seven times for one touchdown against Duke (10/28)
- Completed 20 passes for 197 yards and ran 15 times for 12 yards and a touchdown against Miami (11/4)
- Ran 10 times for 32 yards and one touchdown and threw for 218 and one score against Pitt (11/18)
- Completed 14 passes for 143 yards and one touchdown against Virginia (11/24)
- Ran 16 times for two touchdowns to go along with 22 completions for 248 yards and one touchdown against Oklahoma State in the Camping World Bowl (12/28)
- Selected for the 2018 Manning Passing Academy.

Personal

- Father has been a football coach for more than 40 years, including 23 seasons at the University of Michigan
- Older brother Jeremy played wide receiver at Michigan

JACKSON'S CAREER STATS

PASSING

YR.	G-GS	COM	ATT	INT	YDS	TD	LG	PCT
2017	13-13	236	396	9	2991	20	70	59.6
2018	3-3	36	58	1	575	5	72	62.1
2019	4-4	61	121	4	789	8	49	50.4
Totals	20-20	333	575	12	4355	33	72	57.9

RUSHING

YR.	G-GS	ATT	GAIN	LOST	NET	AVG	TD	LP	AVG/G
2017	13-13	124	333	9	324	2.6	6	46	24.9
2018	3-3	20	79	18	61	3.1	1	24	20.3
2019	4-4	25	25	47	-12	-0.5	0	14	-3.0
Totals	20-20	169	437	74	373	2.2	7	46	18.7

JACKSON'S CAREER HIGHS

Passing Yards	372 (at East Carolina, 9/16/17)
Completions	29 (Clemson, 9/30/17)
Long Completion	72 (at Old Dominion, 9/22/18)
Touchdown Passes	5 (at East Carolina, 9/16/17)
Rushing Yards	101 (vs. West Virginia, 9/3/17)
Long Rush	46 (vs. West Virginia, 9/3/17)
Rushing Touchdowns	2 (vs. Oklahoma State, 12/28/17)

WR - DARRYL JONES - 21- So.

Major: Undeclared

2019 Season Notes

- Led team with a career-best 70 yards receiving on three receptions, including a 40-yard grab vs. #21 Syracuse (9/7)
- Recorded two receptions for 57 yards, including a 49-yard grab vs. Howard (8/31)

2018 Season Notes

- Appeared in all 12 games as a reserve wide receiver
- Posted nine receptions for 147 yards as well as two carries for eight yards
- With the game tied at 38 in the fourth quarter against #9 Ohio State (11/17), hauled in a 60-yard pass to set up the go-ahead Terrapin touchdown
- Grabbed first career reception with a 13-yard grab vs. #23 Texas (9/1).

Personal

- Changed number from "6" to "24" prior to senior season because it was the number he wore in peewee and prep football.
- Enjoys cooking; often cooks family dinners for the running backs unit.
- Lightly regarded recruit who sent 50 emails/letters a day from his local library to college coaches to get noticed.

JONES' CAREER STATS

RECEIVING

YR.	G-GS	REC	YDS	AVG	TD	LP	AVG/G
2018	11-0	7	114	16.3	0	60	11.4
2019	4-4	7	138	19.7	0	49	34.5
Totals	15-4	14	252	18.0	0	60	16.8

JONES CAREER HIGHS

Receiving Yards	70 (#21 Syracuse, 9/7/19)
Receptions	3 (#21 Syracuse, 9/7/19)
Long Reception	60 (#9 Ohio State, 11/17/18)

RB - JAVON LEAKE - 20 - Jr.

Major: Family Science

Career Honors

- 2019 Paul Hornung Award Watch List
- 2019 Preseason Phil Steele Second Team All-Big Ten
- 2019 Preseason Athlon Sports Fourth Team All-Big Ten
- 2018 Second Team All-Big Ten (special teams) by Phil Steele
- Big Ten Offensive Player of the Week (10/29)

2019 Season Notes

- Tallied second-career 100-yard game with 107 yards on just seven carries (15.3 ypc) to lead Maryland vs. #21 Syracuse (9/7)
- Scored twice vs. the Orange, including a game & career-high 64-yard scamper

2018 Season Notes

- Appeared in all 12 games, rushing 34 times for 309 yards and a team-best seven rushing touchdowns
- Led the team with 409 kickoff return yards, with an average of 24.1 yards per return
- Tied for the Terps lead in offensive touchdowns with seven.
- Led Terps in rushing at #15 Penn State (11/24)
- Notched a 27 yard rushing touchdown at Indiana (11/10).
- First player in Big Ten history to win both the Offensive Player of the Week and Special Teams Player of the week awards in the same week.
- Became the first Maryland player since D.J. Adams in 2010 with four touchdowns in a game against Illinois (10/27).
- Reached the end zone four times against Illinois (10/27) off a 97-yard kickoff return and three rushing touchdowns.
- Totaled 140 rushing yards and 274 all-purpose yards against Illinois (10/27).
- Scored a touchdown on lone carry at #15 Michigan (10/6).
- Scored a late 36-yard rushing touchdown at Bowling Green (9/8).

Personal

- Rushed for more than 3,500 yards over last two seasons in high school.

LEAKE'S CAREER STATS

RUSHING

YR.	G-GS	ATT	GAIN	LOST	NET	AVG	TD	LP	AVG/G
2017	9-0	9	103	4	99	11.0	2	61	12.1
2018	12-0	34	317	8	309	9.1	7	64	25.8
2019	4-0	24	203	6	197	8.2	2	64	49.3
Totals	25-0	67	623	18	605	9.0	11	64	24.9

RECEIVING

YR.	G-GS	REC	YDS	AVG	TD	LP	AVG/G
2018	12-0	1	4	4.0	0	4	4.0
2019	4-0	3	11	3.7	0	9	2.8
Totals	16-0	4	15	3.8	0	9	0.9

LEAKE'S CAREER HIGHS

Rushing Yards	140 (Illinois, 10/27/18)
Rushes	7 (#21 Syracuse, 9/7/19)
Long Rush	64 yards (2x, last vs. #21 Syracuse, 9/7/19)
Rushing Touchdowns	3 (Illinois, 10/27/18)
Long Kick Return	94 (Illinois, 10/27/18)
Kick Return Yards	134 (Illinois, 10/27/18)

TE - TYLER MABRY - 81 - Grad.

Major: Professional Studies in Technology Entrepreneurship

Career Honors

- 2019 John Mackey Award Watch List
- 2018 First Team All-Mid American Conference

2019 Season Notes

- Recorded a 17-yard touchdown reception vs. Temple (9/14), becoming the first Maryland tight end to catch a touchdown in three consecutive games since Vernon Davis in 2005 and the first time any player has done so since WR DJ Moore in the first three games of 2017.
- Caught a seven-yard touchdown in first quarter vs. #21 Syracuse (9/7), becoming the first Maryland tight end with a touchdown in back-to-back games since Dan Gronkowski in 2008 vs. California (9/13) and Eastern Michigan (9/20).
- Hauled in a 29-yard touchdown catch in Maryland debut vs. Howard (8/31)

2018 Season Notes (at Buffalo)

- Caught 27 passes for 230 yards and two touchdowns
- Helped Buffalo rush for 189.1 yards per game

2017 Season Notes (at Buffalo)

- Led all UB tight ends in receiving with 24 receptions for 242 yards and a touchdown on the year
- Registered a catch in 11 of 12 games
- Had a season-long 58-yard reception against Colgate (Sept. 16)
- Had three receptions for 24 yards and his first career touchdown at Miami (OH) (Oct. 21)
- Had a season-high five catches for 37 yards at Akron (Oct. 28)

MABRY'S CAREER STATS

RECEIVING

YR.	G-GS	REC	YDS	AVG	TD	LP	AVG/G
2015	1-0	0	0	0.0	0	0	0
2016	12-3	9	95	10.6	0	25	7.9
2017	12-12	24	242	10.1	1	58	20.7
2018	14-14	27	230	8.5	2	27	16.4
2019	4-4	8	77	9.6	3	24	19.3
Totals	43-33	68	644	9.5	6	58	15.0

MABRY'S CAREER HIGHS

Receiving Yards	58 (Buffalo vs. Colgate, 9/16/17)
Receptions	6 (Buffalo at Toledo, 10/20/18)
Long Reception	58 (Buffalo vs. Colgate, 9/16/17)
Touchdowns	1 (6x, last at Temple, 9/14/19)

TE - CHIGOZIEM OKONKWO - 17 - So.

Major: Kinesiology

2019 Season Notes

- Led Maryland with four receptions for 37 yards at Temple (9/14)
- Tallied career-best 45 receiving yards on three receptions vs. #21 Syracuse (9/7)
- Caught second career touchdown in season opener vs. Howard (8/31)

2018 Season Notes

- Tallied a 21-yard grab against Michigan State (11/3).
- Scored first two career touchdowns with a rushing and receiving score against Illinois (10/27).
- Made first career start at Bowling Green (9/8).
- Made collegiate debut against #23 Texas (9/1), making one catch.

OKONKWO'S CAREER STATS

RECEIVING

YR.	G-GS	REC	YDS	AVG	TD	LP	AVG/G
2018	12-4	6	69	11.5	1	25	5.8
2019	4-0	9	91	10.1	1	23	22.8
Total	16-4	15	160	10.7	2	25	10.0

OKONKWO'S CAREER HIGHS

Receiving Yards	45 (#21 Syracuse, 9/7/19)
Receptions	4 (at Temple, 9/14/19)
Long Reception	25 (Illinois, 10/27/18)
Receiving Touchdowns	1 (2x, last vs. Howard, 8/31/19)
Rushing Yards	54 (Illinois, 10/27/18)
Rushing Touchdowns	1 (Illinois, 10/27/18)

QB - TYRRELL PIGROME - 3 - Jr.

Major: Family Science

2019 Season Notes

- Accounted for two touchdowns vs. Howard (8/31), one passing and one rushing
- Threw a career-best 62-yard touchdown pass to **Dontay Demus Jr.**

2018 Season Notes

- Threw for a career-best 185 yards on 14-of-23 passing at #15 Penn State
- Started first game of season against Ohio State (11/17), throwing for a career-best 181 yards and a touchdown, leading a Maryland offense that scored 51 points.
- Came in relief when Kasim Hill went down to injury against Indiana (11/10), throwing for 146 yards on 10-for-13 passing with a touchdown while throwing a career-long pass of 51 yards.
- Rushed five times for 38 yards vs. Rutgers (10/13).
- Completed 2-of-3 passes at #15 Michigan (10/6), and carried five times for 63 yards and a touchdown.
- Platooned at QB against #23 Texas (9/1), completing 3-of-4 passes and rushing for 12 yards.

2017 Season Notes

- Started at quarterback in the season-opener at #23 Texas (9/2), before suffering season-ending injury in the 3rd quarter.
- Prior to injury against Texas, he had completed 9-of-12 passes for 175 yards and two touchdowns and rushed for 65 yards and a touchdown.

2016 Season Notes

- Appeared in 11 games, making one start at quarterback.
- Totaled 322 pass yards and two touchdown passes.
- Ranked third on team in rush yards (254) and rush TDs (4).
- Made first career start against Minnesota (10/15).
- Scored game-winning double OT touchdown at UCF (9/17).

PIGROME'S CAREER STATS

PASSING

YR.	G-GS	COM	ATT	INT	YDS	TD	LG	PCT
2016	11-1	37	71	2	322	2	31	52.1
2017	1-1	9	12	1	175	2	46	75.0
2018	11-2	37	67	1	561	2	60	55.2
2019	4-0	4	9	0	60	1	62	44.4
Totals	27-4	87	159	4	1118	7	62	56.0

RUSHING

YR.	G-GS	ATT	GAIN	LOST	NET	AVG	TD	LP	AVG/G
2016	11-1	62	323	69	254	4.1	4	28	23.1
2017	1-1	11	66	2	64	5.8	1	25	65.0
2018	11-2	58	256	97	157	2.7	1	42	14.5
2019	4-0	6	35	0	35	5.8	1	22	8.8
Totals	28-4	137	680	168	512	3.7	7	42	18.3

PIGROME'S CAREER HIGHS

Passing Yards	185 (at #15 Penn State, 11/24/18)
Completions	18 (Minnesota, 10/15/16)
Long Completion	60 (#9 Ohio State, 11/17/18)
Touchdown Passes	2 (at #23 Texas, 9/2/17)
Rushing Yards	71 (Minnesota, 10/15/16)
Long Rush	42 (#15 Michigan, 10/6/18)
Rushing Touchdowns	1 (7x, last vs. Howard, 8/31/19)

WR - SEAN SAVOY - 29 - Jr.

Major: Family Science

Honor Roll

- ACC Freshman of the Week (10/9/17)

2019 Season Notes

- Earned first start vs. #12 Penn State (9/27)

2018 Season Notes (at Virginia Tech)

- Posted 18 catches for 188 yards and two touchdowns
- Averaged 10.4 yards per reception.

2017 Season Notes (at Virginia Tech)

- Recorded 116 rushing yards and two rushing touchdown on 24 attempts
- Had 454 receiving yards on 39 reception including four touchdowns
- Recorded four catches for 30 yards and scored his first career touchdown at East Carolina (9/16)
- Caught four passes for 35 yards and one touchdown and had two carries for eight yards and first career rushing touchdown vs. Clemson (9/30)
- Recorded a season high nine receptions for a season high 139 yards and one touchdown at Boston College (10/7)... His 139 receiving yards were the most by a Virginia Tech true freshman since at least 1987.

SAVOY'S CAREER STATS

RECEIVING

YR.	G-GS	REC	YDS	AVG	TD	LP	AVG/G
2017	12-12	39	454	11.6	4	53	37.8
2018	9-9	18	188	10.4	2	28	20.9
2019	4-1	1	15	15.0	0	15	3.8
Totals	25-22	58	657	11.3	6	53	26.3

SAVOY'S CAREER HIGHS

Receiving Yards	139 (at Boston College, 10/7/17)
Receptions	9 (at Boston College, 10/7/17)
Long Reception	53 (at Boston College, 10/7/17)

WR - D.J. TURNER - 1 - Sr.
Major: Family Science

2019 Season Notes

- Returned a punt a career-best 55 yards at Temple (9/14)
- Tallied three receptions for 53 yards vs. #21 Syracuse (9/7)
- Returned a punt 40 yards to the house in the second quarter, the first Terrapin punt return touchdown since 11/26/15

2018 Season Notes

- Had season-best 11-yard rush at #15 Penn State (11/24)
- Received two passes for 30 yards at #15 Michigan (10/6).
- Caught first career touchdown - a 54-yarder vs. Minnesota (9/22).
- Led team with four catches for 38 yards against Temple (9/15)
- Caught one pass for 14 yards at Bowling Green (9/8).
- Caught a career-best five passes for 23 yards vs. #23 Texas (9/1).

TURNER'S CAREER STATS
RECEIVING

YR.	G-GS	REC	YDS	AVG	TD	LP	AVG/G
2016	8-0	2	19	9.5	0	16	2.4
2017	12-0	5	32	6.4	0	22	2.7
2018	8-2	13	159	12.2	1	54	19.9
2019	3-3	4	84	21.0	0	29	28.0
Totals	31-5	24	294	12.3	1	54	9.5

TURNER'S CAREER HIGHS

Receiving Yards	54 (Minnesota, 9/22/18)
Receptions	5 (#23 Texas, 9/1/18)
Long Reception	54 yards (Minnesota, 9/22/18)
Receiving Touchdowns	1 (Minnesota, 9/22/18)
Punt Return	55 yards (at Temple, 9/14/19)

DEFENSIVE PLAYER STATS WITH CAREER HIGHS

DL - TYLER BAYLOR - 10 - RFr.

Major: Undeclared

2019 Season Notes

- Had three tackles, including one for loss and a fumble recovery in season opener vs. Howard (8/31)

BAYLOR'S CAREER STATS

YR.	G-GS	UT	AT	TOT	TFL-YDS	PBU	FF	FR	INT	SACKS
2019	3-0	5	2	7	1.5-6	0	0	1	0-0	1.0-2

LB - BRYCE BRAND - 27 - So.

Major: Family Science

2018 Season Notes

- Earned first career start vs. #21 Syracuse (9/7), securing a tackle.

2018 Season Notes

- Posted a tackle for loss and recovered a fumble vs. Minnesota (9/22).
- Had 1.0 tackle for loss at Bowling Green (9/8).

Personal

- Played IMG Academy in Bradenton, Fla.
- Brother, Ryan, played quarterback for the Terps in 2017 and started one game.

BRAND'S CAREER STATS

YR.	G-GS	UT	AT	TOT	TFL-YDS	PBU	FF	FR	INT	SACKS
2017	10-0	9	4	13	1.0-2	0	0	0	0-0	1.0-2
2018	6-0	3	0	3	2.0-5	0	0	1	0-0	0-0
2019	4-1	2	1	3	0.0-0	0	0	0	0-0	0-0
Totals	20-1	14	5	19	3.0-7	0	0	1	0-0	1.0-2

BRAND'S CAREER HIGHS

Tackles	4 (Indiana, 10/28/17)
Solo Tackles	4 (Indiana, 10/28/17)
Tackles For Loss	1.0 (3x, last Minnesota, 9/22/18)
Sacks	1.0 (at #23 Texas, 9/2/17)
Fumble Recoveries	1 (Minnesota, 9/22/18)

LB - CHANCE CAMPBELL - 44 - So.

Major: Business

2019 Season Notes

- Led team with career-best six tackles (five solo) vs. #12 Penn State (9/27)
- Tallied first career interception on diving catch at Temple, while tying career-high with four tackles (9/14)
- Had three tackles including one for loss vs. Howard (8/31)

2018 Season Notes

- Posted a career-best four tackles (two solo) vs. Illinois (10/27)
- Had first career tackle in season opener with an unassisted tally vs. #23 Texas (9/1).

Personal

- Also starred in lacrosse in high school

CAMPBELL'S CAREER STATS

YR.	G-GS	UA	A TOT	TFL-YDS	PBU	FF	FR	INT	SACKS	
2018	11-0	5	5	10	0.0-0	0	0	0	0-0	0.0-0
2019	4-0	13	3	16	1.0-1	0	0	0	1-0	0.0-0
Totals	15-0	18	8	26	1.0-1	0	0	0	1-0	0.0-0

CAMPBELL'S CAREER HIGHS

Tackles	6 (#12 Penn State, 9/27/19)
Solo Tackles	5 (#12 Penn State, 9/27/19)
Tackles for Loss	1 (Howard, 8/31/19)
Interceptions	1 (at Temple, 9/14/19)

DB - TAHJ CAPEHART - 31 - So.

Major: Sociology

2019 Season Notes

- Tallied four tackles and first career sack debut on defense vs. Howard (8/31)

CAPEHART'S CAREER STATS

YR.	G-GS	UA	A TOT	TFL-YDS	PBU	FF	FR	INT	SACKS
2019	3-0	4	1 5	1.0-13	0	0	0	0-0	1.0-13

DB - NICK CROSS - 3 - Fr.

Major: Finance

2019 Season Notes

- Caught first career interception off Sean Clifford vs. #12 Penn State (9/27)
- Tallied three tackles in back-to-back games to open career (Howard, 8/31 & #21 Syracuse, 9/7)

CROSS' CAREER STATS

YR.	G-GS	UA	A TOT	TFL-YDS	PBU	FF	FR	INT	SACKS	
2019	4-0	6	3	9	1.0-14	1	0	0	1-0	0.0-0

CROSS' CAREER HIGHS

Tackles	3 (3x, last vs. #12 Penn State, 9/27/19)
Interceptions	1 (#12 Penn State, 9/27/19)

LB - ISAIAH DAVIS - 22 - Sr.

Major: Family Science

2018 Season Notes

- Second on the team with 94 tackles (50 solo)
- Third on the team with two sacks
- Led team with nine tackles at #15 Penn State (11/24)
- One of three Terps with double digit tackles (11) vs. Ohio State (11/17).
- Tallied nine tackles vs. Michigan State (11/3).
- Totaled career-high 14 tackles at #19 Iowa (10/20).
- Had seven tackles against Minnesota (9/22) and at #15 Michigan (10/6).
- Notched six tackles against Temple (9/15) and Illinois (10/27).
- Posted 10 tackles, including career-best 2.0 sacks, at Bowling Green (9/8).
- Started at MIKE linebacker in season-opener vs. #23 Texas (9/1), making nine tackles.

2017 Season Notes

- Broke out for 70 tackles, which ranked third on the team, and also totaled 2.0 tackles for loss.
- Earned the team's Dr. John E. Faber Iron Man Award.

Personal

- Brother, Sean Davis, played DB at Maryland (2012-15) and currently starts at safety for the Pittsburgh Steelers - Isaiah often sends game film to Sean for constructive criticism.

I. DAVIS' CAREER STATS

YR.	G-GS	UA	A TOT	TFL-YDS	PBU	FF	FR	INT	SACKS	
2016	12-1	14	3	17	0.0-0	0	0	0	0-0	0.0-0
2017	12-9	39	31	70	2.0-8	0	0	0	0-0	0.0-0
2018	12-11	50	44	94	2.0-16	0	0	0	0-0	2.0-16
2019	4-4	5	3	8	0.0-0	0	0	0	0-0	0.0-0
Career	39-25	108	81	189	4.0-24	0	0	0	0-0	2.0-16

I. DAVIS' CAREER HIGHS

Tackles	14 (at #19 Iowa, 10/20/18)
Solo Tackles	7 (3x, last at #19 Iowa, 10/20/18)
Tackles for Loss	2.0 (at Bowling Green, 9/8/18)
Sacks	2.0 (at Bowling Green, 9/8/18)

LB - AYINDE ELEY - 16 - So.

Major: Family Science

2019 Season Notes

- Tallied second tackle for loss as part of five tackle game at Temple (9/14)
- Notched career-high seven tackles (six solo) and picked up second career fumble recovery off a **Keandre Jones** forced fumble in the first quarter vs. #21 Syracuse (9/7)
- Tallied career-high six tackles with one for loss vs. Howard (8/31)

2018 Season Notes

- Recovered a fumble vs. Ohio State (11/17).
- Made first career start against Rutgers (10/13), leading team with six tackles.
- Posted first career interception late in fourth quarter at Bowling Green (9/8).
- Made collegiate debut against #23 Texas (9/1).

Personal

- A 4-star recruit according to Scout.
- Also received offers from Ohio State, Penn State, Michigan State, West Virginia and Virginia Tech.

ELEY'S CAREER STATS

YR.	G-GS	UA	A TOT	TFL-YDS	PBU	FF	FR	INT	SACKS
2018	11-1	6	5	11	0.0-0	1	0	1	1-(-4) 0.0-0
2019	4-4	14	9	23	2.0-4	1	0	1	0 0.0-0
Totals	15-15	20	14	34	2.0-4	2	0	2	1-(-4) 0.0-0

ELEY'S CAREER HIGHS

Tackles	7 (#21 Syracuse, 9/7/19)
Solo Tackles	6 (#21 Syracuse, 9/7/19)
Interceptions	1 (at Bowling Green, 9/8/18)
Fumble Recoveries	1 (2x, last vs. #21 Syracuse, 9/7/19)
Tackles for Loss	1 (2x, last at Temple, 9/14/19)

DL - BRANDON GADDY - 98 - So.

Major: African American Studies

2019 Season Notes

- Secured two tackles vs. #21 Syracuse (9/7)
- Posted first career sack in season opener vs. Howard (8/31)

2018 Season Notes

- Had first two career tackles vs. Rutgers (10/13)

GADDY'S CAREER STATS

YR.	G-GS	UA	A TOT	TFL-YDS	PBU	FF	FR	INT	SACKS
2018	12-0	2	0	2	0.0-0	0	0	0	0 0.0-0
2019	3-0	4	0	4	1.0-5	0	0	0	0 1.0-5
Totals	15-0	6	0	6	1.0-5	0	0	0	0 1.0-5

GADDY'S CAREER HIGHS

Tackles	2 (2x, last vs. #21 Syracuse, 9/7/19)
Sacks	1 (Howard, 8/31/19)

DL - KEIRON HOWARD - 59 - Sr.

Major: American Studies

2019 Season Notes

- Tallied a sack vs. #21 Syracuse (9/7)
- Earned first career start vs. Howard (8/31)

2018 Season Notes

- Posted an eight yard sack, a career-best two TFLs at Indiana (11/10).
- Had three tackles, including 0.5 TFL, at #19 Iowa (10/20).
- Posted three tackles at #15 Michigan (10/6).
- Had a sack in season-opener against #23 Texas (9/1).

HOWARD'S CAREER STATS

YR.	G-GS	UA	A TOT	TFL-YDS	PBU	FF	FR	INT	SACKS
2016	5-0	0	1	1	0.0-0	0	0	0	0-0 0.0-0
2017	11-0	6	7	13	2.0-9	0	0	0	0-0 2.0-9
2018	11-0	11	11	22	3.5-14	0	0	0	0-0 2.0-12
2019	4-2	2	2	4	1.0-5	0	0	0	0-0 1.0-5
Totals	31-2	19	21	40	6.5-28	0	0	0	0-0 5.0-26

HOWARD'S CAREER HIGHS

Tackles	3 (5x, last vs. Ohio State, 11/17/18)
Solo Tackles	2 (4x, last at Indiana, 11/10/18))
Tackles for Loss	2.0 (at Indiana, 11/10/18)
Sacks	1.0 (4x, last vs. #21 Syracuse, 9/7/19)

DB - DEON JONES - 14 - So.

Major: Communications

2019 Season Notes

- Earned first career start vs. #21 Syracuse, securing three tackles and forcing a fumble

2018 Season Notes

- Forced first career fumble against Michigan State.
- Had career-high five tackles, including 1.0 TFL, at #19 Iowa.

Personal

- A consensus 4-star recruit; also considered PSU, Florida and Clemson.
- Missed senior year of high school due to injury.

D. JONES' CAREER STATS

YR.	G-GS	UA	A TOT	TFL-YDS	PBU	FF	FR	INT	SACKS
2018	8-0	11	6	17	1.0-1	0	1	0	0-0 0.0-0
2019	4-2	7	3	10	0.0-0	0	1	0	0-0 0.0-0
Totals	12-2	18	9	27	1.0-1	0	2	0	0-0 0.0-0

D. JONES' CAREER HIGHS

Tackles	5 (at #19 Iowa, 10/20/18)
Solo Tackles	4 (at #19 Iowa, 10/20/18)
Tackles for Loss	1.0 (at #19 Iowa, 10/20/18)
Forced Fumbles	1 (2x, last vs. #21 Syracuse, 9/7/19)

LB - KEANDRE JONES - 4 - Sr.

Major: American Studies

2019 Season Notes

- 20th in country averaging 0.88 sacks per game
- Has a tackle for loss in all four games this season
- Recorded fourth straight game with tackle for loss vs. #12 Penn State (9/27)
- Had career day vs. #21 Syracuse (9/7): forcing a fumble, totaling a career-high two sacks and securing a career-best eight tackles
- Earned first career start and totaled four tackles and 1.5 sacks in Maryland debut vs. Howard (8/31)

Personal

- A consensus 5-star recruit out of high school
- Was a Top 10 outside linebacker recruit nationally with ESPN ranking him No. 3, Rivals No. 6 and 247Sports No. 8
- He was also considered among the Top 30 players in the nation overall by both ESPN (No. 28 overall on the ESPN 300) and Rivals (No. 30 on the Rivals 100)

K. JONES' CAREER STATS

YR.	G-GS	UA	A TOT	TFL-YDS	PBU	FF	FR	INT	SACKS
2016	6-0	1	4	4	0.0-0	0	0	0	0.0-0
2017	14-0	11	4	15	0.5-1	0	0	0	0.0-0
2018	12-0	7	3	10	1.0-1	0	0	0	0.0-1
2019	4-4	14	4	18	5.5-30	0	1	0	3.5-28
Totals	36-4	33	15	48	7.0-32	0	1	0	4.5-29

K. JONES' CAREER HIGHS

Tackles	8 (#21 Syracuse, 9/7/19)
Solo Tackles	7 (#21 Syracuse, 9/7/19)
Sacks	2 (#21 Syracuse, 9/7/19)
Forced Fumbles	1 (#21 Syracuse, 9/7/19)

DL - BRETT KULKA - 96 - Sr.

Degree: Geographical Science. *Pursuing a master's degree in Professional Studies in Technology Entrepreneurship.*

Career Honors

- 4x Academic All-Big Ten

2019 Season Notes

- Started first game of season vs. #12 Penn State (9/27), tallying two tackles with one for loss
- Posted a career-high two tackles for loss for eight yards including first career full sack at Temple (9/14)

2018 Season Notes

- Totaled a season-best three tackles vs. Temple (9/15)
- Tallied a half-sack at Bowling Green (9/8)
- Started off season with two tackles and a fumble recovery vs. #23 Texas (9/1).

2017 Season Notes

- Notched season-highs in tackles (30) and tackles for loss (3.5)
- Posted four tackles at #22 Michigan State (11/18)
- Made first start of season vs. #21 Michigan (11/11), totaling two tackles
- Had three tackles at #5 Wisconsin (10/21) and forced a key fumble deep in Badger territory
- Had a career-high six tackles vs. Northwestern (10/14), including 1.0 TFL
- Notched four tackles, including 1.0 TFL, vs. UCF (9/23)
- Posted career-high four tackles and 1.5 TFLs vs. Towson (9/9)

2016 Season Notes

- Posted two tackles and a 0.5 sack vs. Boston College (12/26)
- Had a 0.5 TFL at #2 Michigan (11/5)
- Made first career start at FIU (9/9), totaling one tackle.

KULKA'S CAREER STATS

YR.	G-GS	UA	A TOT	TFL-YDS	PBU	FF	FR	INT	SACKS
2015	11-0	2	2	4	1.0-1	1	0	0	0.0-0
2016	13-5	5	6	11	1.0-3	0	0	0	0.5-2
2017	11-1	18	12	30	3.5-6	0	1	0	0.0-0
2018	4-0	2	5	7	0.5-5	0	0	1	0.5-5
2019	4-1	6	0	6	3.0-9	0	0	0	1.0-6
Totals	42-7	33	25	58	8.5-20	1	1	1	2.0-13

KULKA'S CAREER HIGHS

Tackles	6 (Northwestern, 10/14/17)
Solo Tackles	3 (3x, last Northwestern, 10/14/17)
Tackles for Loss	2 (at Temple, 9/14/19)
Forced Fumbles	1 (at #5 Wisconsin, 10/21/17)
Fumble Recoveries	1 (vs. #23 Texas, 9/1/18)
Sacks	1 (at Temple, 9/14/19)

DB - MARCUS LEWIS - 8 - Sr.

Major: Family Science

2019 Season Notes

- Recovered a fumble and broke-up a pass at Temple (9/14)
- Tallied four tackles vs. #21 Syracuse (9/7)

2018 Season Notes

- Registered a pair of tackles in a win over Texas (9/1)
- Posted a season-high three solo tackles in a win at Bowling Green (9/8)

2017 Season Notes

- Redshirt season after transferring from Florida State

2016 Season Notes (at Florida State)

- Missed the final five games with an injury
- Finished the season with 21 tackles, two pass breakups, including one TFL, an interception and a fumble recovery
- His interception of Ole Miss quarterback Chad Kelly in the third quarter helped Florida State complete a 22-point comeback against the 11th-ranked Rebels in the season-opener
- Recovered a fumble and tallied four stops, including his first career TFL, against Charleston Southern the following week
- Totaled a season-high six tackles versus No. 23 North Carolina
- Only player with both a fumble recovery and interception on the season.

LEWIS' CAREER STATS

YR.	G-GS	UA	A TOT	TFL-YDS	PBU	FF	FR	INT	SACKS	
2019	4-4	5	1	6	0.0-0	1	0	1	0	0.0-0

DB - JORDAN MOSLEY - 18 - So.

Major: Undeclared

2018 Season Notes

- Tallied a career-best seven tackles at Temple (9/14) with first career forced fumble.
- Posted first career interception, returning it for 13 yards vs. #21 Syracuse (9/7)
- Also notched first career sack vs. the Orange

2018 Season Notes

- Totaled 29 tackles (18 solo)
- Second on the team with a career-best six tackles at #15 Penn State (11/24)
- Matched career-best with four tackles against Ohio State (11/17).
- Totaled four tackles against Rutgers (10/13).
- Had three tackles at #15 Michigan (10/6).
- Posted four tackles vs. Minnesota (9/22).
- Made collegiate debut at Bowling Green (9/8).

Personal

- A consensus 3-star recruit; rated the 31st overall player in the state of Pennsylvania.
- Originally listed as a linebacker, but moved to safety prior to start of 2018.

MOSLEY'S CAREER STATS

YR.	G-GS	UA	A TOT	TFL-YDS	PBU	FF	FR	INT	SACKS	
2018	10-0	18	11	29	0.0-0	0	0	0	0-0	0.0-0
2019	4-4	13	2	15	1.0-3	0	1	0	1-13	1.0-3
Totals	14-4	31	13	44	1.0-3	0	1	0	1-13	1.0-3

MOSLEY'S CAREER HIGHS

Tackles	7 (at Temple, 9/14/19)
Solo Tackles	6 (at #15 Penn State, 11/24/18)
Interceptions	1 (#21 Syracuse, 9/7/19)
Sacks	1 (#21 Syracuse, 9/7/19)
Forced Fumble	1 (at Temple, 9/14/19)

DL - SAM OKUAYINONU - 97 - Jr.

Major: Family Science

2019 Season Notes

- Earned first career start vs. #12 Penn State (9/27)
- Led Maryland with seven tackles and posted a sack in Terrapin debut vs. Howard (8/31)
- Junior college transfer

OKUAYINONU'S CAREER STATS

YR.	G-GS	UA	A TOT	TFL-YDS	PBU	FF	FR	INT	SACKS
2019	3-0	4	4	8	1.0-5	0	0	0	0-0 1.0-5

DL - OLUWASEUN OLUWATIMI - 52 - Sr.

Major: Civil Engineering

Honor Roll

- Academic All-Big Ten (2017 & 2018)

2019 Season Notes

- Tallied at least half a tackle for loss in four straight games to start the season

2018 Season Notes

- Nabbed career-best seven tackles (four solo) and forced a fumble against Ohio State (11/17).
- Recorded both first sack of the season and first forced fumble of career at Indiana (11/10)
- Tied a career-best with three tackles against Illinois (10/27).
- Made first career start against Minnesota (9/22).

2017 Season Notes

- Appeared in all 12 games, totaling 14 tackles and 1.5 sacks.

OLUWATIMI'S CAREER STATS

YR.	G-GS	UA	A TOT	TFL-YDS	PBU	FF	FR	INT	SACKS
2016	0-0	0	0	0	0.0-0	0	0	0	0-0
2017	12-0	8	6	14	1.5-7	0	0	0	0-0
2018	12-1	12	10	22	1.0-1	0	3	0	0-0
2019	4-4	5	2	7	3.5-7	0	0	0	0-0
Totals	28-5	27	18	45	6.0-15	0	3	0	0-0

OLUWATIMI'S CAREER HIGHS

Tackles	7 (vs. Ohio State, 11/17/18)
Solo Tackles	4 (vs. Ohio State, 11/17/18)
Tackles for Loss	1.0 (5x, last at Temple, 9/14/19)
Sacks	1.0 (2x, last at Indiana, 11/10/18)
Forced Fumbles	1 (2x, last vs. Ohio State, 11/7/18)

DL - LAWTEZ ROGERS - 95 - So.

Major: Communications

2019 Season Notes

- Earned first career start vs. Howard (8/31) and posted a pass breakup

2018 Season Notes

- Totaled eight tackles (five solo) and one sack
- Notched career-best two solo tackles and first career sack, taking down Dwayne Haskins vs. #9 Ohio State (11/17)
- Posted career-best three tackles (two solo) at Bowling Green
- Saw first game action vs. #23 Texas (9/1).

ROGERS' CAREER STATS

YR.	G-GS	UA	A TOT	TFL-YDS	PD	FF	FR	INT	SACKS	
2018	9-0	5	2	7	1.0-4	0	0	0	0-0	1.0-4
2019	4-2	3	1	4	0.0-0	1	0	0	0-0	0.0-0
Totals	13-2	8	3	11	1.0-4	1	0	0	0-0	1.0-4

LB - SHAQ SMITH - 5 - Gr.

Degree: Parks, recreation & tourism management; pursuing his Master's of Professional Studies in Technology Entrepreneurship

2019 Season Notes

- Tied career high with four tackles, including one for loss vs. #12 Penn State (9/27)
- Missed #21 Syracuse game due to injury
- Earned first career start in Maryland debut, tallying three tackles and a sack

2018 Season Notes (at Clemson) - Won National Championship

- Credited with 16 tackles (2.5 for loss) including a sack in 140 snaps over 15 games
- Opened the season with four tackles, including 1.5 for loss against Furman
- Recorded his first sack of the season vs. No. 3 Notre Dame in the Cotton Bowl

2017 Season Notes (at Clemson)

- Had 14 tackles and an interception for six yards in 73 snaps over 13 games
- Had four tackles and a six-yard interception return in 31 snaps against The Citadel on Nov. 18
- Had three tackles in 15 snaps against No. 7 Miami (Fla.) in the ACC Championship Game on Dec. 2.

SMITH'S CAREER STATS

YR.	G-GS	UA	A	TOT	TFL-YDS	PBU	FF	FR	INT	SACKS
2017	13-0	4	8	12	0.0-0	1	0	0	1-6	0.0-0
2018	15-0	9	8	17	2.5-13	0	0	0	0-0	1.0-6
2019	3-3	7	3	10	2.0-2	0	0	0	0-0	1.0-1
Totals	31-3	19	19	38	4.5-15	1	0	0	1-6	2.0-7

SMITH'S CAREER HIGHS

Tackles	4 (2x, last vs. #12 Penn State, 9/27/19)
Solo Tackles	2 (2x, last Clemson vs. Furman, 9/1/18)
Tackles for Loss	1.5 (Clemson vs. Furman, 9/1/18)
Sacks	1.0 (2x, last vs. Howard, 8/31/19)

PK - JOSEPH PETRINO - 27 - Fr.

Major: Undeclared

2018 Season Notes

- Went 9-for-9 in PATs in back-to-back weeks vs. Howard (8/31) & #21 Syracuse (9/7)

2018 Season Notes

- Made the first 11 field goals of his career, becoming the last kicker in the country to miss an attempt
- Only freshman kicker in the country to remain perfect on attempts.
- Hit four field goals at Indiana, the most by a Maryland kicker since Nick Ferrara in 2011.
- Went 9-for-9 in PATs vs. Illinois (10/27)
- Made both field goal attempts against Rutgers (10/13).
- Hit a career-long 40-yard FG and made all 6 PATs at Bowling Green (9/8).
- Made collegiate debut against #23 Texas (9/1), knocking down a pair of field goals and making all four extra points.
- The first true freshman to start at placekicker for the Terps since Brad Craddock in 2012, who would go on to win the Lou Groza Award.

Personal

- Rated 12th nationally among placekickers by 247sports.com in class.
- Was featured on SportsCenter during high school for kicking 50-yard field goals with both his left and right foot.

PETRINO'S CAREER STATS (KICKING)

YR.	G-GS	FGM-FGA	<29	30-39	40-49	50+	LG	PATS	PTS
2018	11-11	12-14	5-5	6-6	1-3	0-0	40	40-41	76
2019	4-4	0-1	0-0	0-0	0-1	0-0	-	18-18	18
Totals	15-15	12-15	5-5	6-6	1-4	0-0	40	49-50	94

PETRINO'S CAREER HIGHS

Long	40 yards (at Bowling Green, 9/8/18)
Field Goals Made	4 (at Indiana, 11/10/18)
PATs Made	9 (2x, last vs. Howard, 8/31/19)

P - ANTHONY PECORELLA - 98 - Fr.

Major: Undeclared

2019 Season Notes

- Punted three 50+ yard punts, including a career-high 56 yarder at Temple (9/14)
- Put two of his three punts inside the 20 in Maryland debut vs. Howard (8/31)

Personal

- Dad played football at Hofstra
- Has second degree black belt

PECORELLA'S CAREER STATS (PUNTING)

YR.	G-GS	PUNTS	YDS	AVG	LG	TB	FC	120	50+
2019	4-2	14	588	42.0	56	2	8	3	3

P - COLTON SPANGLER - 99 - Fr.

Major: Architecture

2019 Season Notes

- Booted a 54-yard on first career Maryland action vs. Howard (8/31)

Personal

- Wants to be an architect

SPANGLER'S CAREER STATS (PUNTING)

YR.	G-GS	PUNTS	YDS	AVG	LG	TB	FC	120	50+
2019	4-2	11	446	40.5	54	0	7	3	1

NUMERICAL ROSTER

No.	Name	Pos.	Ht.	Wt.	Cl.	Hometown (High School/Last School)
1	DJ Turner	WR	5-9	206	Sr.	Glenarden, Md. (DeMatha Catholic HS)
2	Lorenzo Harrison III	RB	5-7	189	Jr.	Hillcrest Heights, Md. (DeMatha Catholic HS)
3	Nick Cross	DB	6-1	212	Fr.	Hyattsville, Md. (DeMatha Catholic HS)
3	Tyrrell Pigrome	QB	5-10	209	Jr.	Birmingham, Ala. (Clay-Chalkville HS)
4	Keandre Jones	LB	6-3	220	Sr.	Olney, Md. (Good Counsel)
4	Lance LeGendre	QB	6-1	209	Fr.	New Orleans, La. (Warren Easton HS)
5	Anthony McFarland Jr.	RB	5-9	198	So.	Hyattsville, Md. (DeMatha Catholic HS)
5	Shaq Smith	LB	6-2	251	Gr.	Baltimore, Md. (IMG Academy/Clemson)
6	Jeshaun Jones	WR	6-1	189	So.	Fort Myers, Fla. (South Fort Myers HS)
7	Dontay Demus Jr.	WR	6-3	200	So.	Washington, D.C. (Friendship Collegiate Academy)
7	Tino Ellis	DB	6-1	195	Sr.	Reisterstown, Md. (DeMatha Catholic HS)
8	Tayon Fleet-Davis	RB	5-11	226	Jr.	Oxon Hill, Md. (Potomac HS)
8	Marcus Lewis	DB	6-1	197	Sr.	District Heights, Md. (Gonzaga/Florida State)
9	Chigoziem Okonkwo	TE	6-2	244	So.	Powder Springs, Ga. (Hillgrove HS)
10	Tyler Baylor	DL	6-4	255	RFr.	Olney, Md. (Good Counsel HS)
10	Jayden Comma	WR	6-2	214	So.	Roswell, Ga. (Roswell HS)
11	Fofie Bazzie	DB	5-11	199	So.	Silver Spring, Md. (Quince Orchard HS)
11	Donny Sanders	QB	6-5	229	RSo.	McLean, Va. (The Potomac School/Syracuse)
12	Vincent Flythe	DB	5-11	179	RFr.	Washington, D.C. (Howard D. Woodson HS)
13	Tyler DeSue	QB	6-1	217	RFr.	Virginia Beach, Va. (Bishop Sullivan Catholic HS)
13	Rayshad Lewis	DB	5-10	177	Jr.	Orlando, Fla. (Bishop Moore HS/Utah State)
14	Deon Jones	DB	6-1	196	So.	Oxon Hill, Md. (Potomac HS)
15	Brian Cobbs	WR	6-2	202	So.	Alexandria, Va. (Hayfield HS)
16	Ayinde Eley	LB	6-3	226	So.	Silver Spring, Md. (Good Counsel HS)
16	Dino Tomlin	WR	5-11	176	Fr.	Pittsburgh, Pa. (Shady Side HS)
17	Treron Collins	DB	6-1	200	Fr.	Fairburn, Ga. (Langston Hughes HS)
17	Josh Jackson	QB	6-2	218	Jr.	Ann Arbor, Mich. (Saline HS/Virginia Tech)
18	Max Bortenschlager	QB	6-3	205	Jr.	Fishers, Ind. (Cathedral HS)
18	Jordan Mosley	LB	6-1	210	So.	Havertown, Pa. (Haverford HS)
19	MJ Jarrell	WR	6-2	181	So.	Orlando, Fla. (Timber Creek HS)
19	Ahmad McCullough	LB	6-1	220	RFr.	Baltimore, Md. (Mount Saint Joseph)
20	Javon Leake	RB	6-0	206	Jr.	Greensboro, N.C. (Page HS)
20	Antwaine Richardson	DB	6-0	189	Sr.	Delray Beach, Fla. (Atlantic Community HS)
21	Darryl Jones	WR	6-2	192	So.	Virginia Beach, Va. (Princess Anne HS)
22	Isaiah Davis	LB	6-2	234	Sr.	Temple Hills, Md. (St. Stephen's & St. Agnes)
22	Eric Najarian	QB	6-4	205	Fr.	Crofton, Md. (DeMatha Catholic HS)
23	Fa'Najae Gotay	DB	5-10	221	RFr.	North Fort Myers, Fla. (North Fort Myers HS)
24	Kenny Bennett	DB	6-2	199	So.	Philadelphia, Pa. (Academy at Palumbo)
25	Antoine Brooks, Jr.	DB	5-11	215	Sr.	Lanham, Md. (DuVal HS)
26	Justin Brown	WR	6-3	205	So.	Hillsborough, N.J. (Hillsborough HS)
26	Erwin Byrd	DB	5-10	182	Fr.	Powder Springs, Ga. (McEachern HS)
27	Bryce Brand	Buck	5-11	248	Jr.	Detroit, Mich. (Clayton Valley Charter)
27	Joseph Petrino	K	5-11	182	So.	Richmond Hill, Ga. (Richmond Hill HS)
29	Sean Savoy	WR	5-9	184	Jr.	Washington, D.C. (Woodrow Wilson HS)
30	Durell Nchami	LB	6-4	250	So.	Burtonsville, Md. (Paint Branch HS)
31	Tahj Capehart	DB	5-10	191	So.	Virginia Beach, Va. (Bishop Sullivan Catholic)
31	Nnamdi Egbuaba	LB	6-1	245	Sr.	Baltimore, Md. (St. Frances Academy)
32	Antonio Dicerbo	FB	6-1	252	Jr.	Pasadena, Md. (Gilman School)
32	Bruce Miller	LB	6-0	246	Sr.	Chester, Pa. (Delcastle Technical HS/Dean College)
33	Deonte Banks	CB	6-0	192	Fr.	Edgewood, Md. (Edgewood HS)
34	Jake Funk	RB	5-10	203	Jr.	Gaithersburg, Md. (Damascus HS)
35	Kobi Thomas	LB	6-0	225	Fr.	Hyattsville, Md. (DeMatha Catholic HS)
36	Cortez Andrews	LB	6-0	233	Fr.	Tallahassee, Fla. (Amos P. Godby HS)
37	Lavonte Gater	DB	5-10	168	Fr.	Washington, D.C. (Ballou HS)
38	Paul Inzerillo	K	5-7	181	Jr.	Staten Island, N.Y. (Monsignor Farrell HS)
38	Kareem Montgomery	DB	5-9	185	Gr.	Baltimore, Md. (McDonough HS/Lehigh)
39	Deshawn Holt	LB	6-4	226	Fr.	Waldorf, Md. (Westlake HS)
40	Tanyi Makia	LB	5-11	223	So.	Olney, Md. (Randolph-Macon Academy)
41	Mike Shinsky	PK	5-9	174	Sr.	Towson, Md. (McDonogh School)
42	Kameron Blount	LB	6-2	234	Fr.	Waldorf, Md. (St. Charles HS)
43	Wyatt Cook	LB	6-2	243	Sr.	Baltimore, Md. (McDonogh School/Purdue)
44	Chance Campbell	LB	6-3	225	So.	Towson, Md. (Calvert Hall College)

ALPHABETICAL ROSTER

No.	Name	Pos.
88	Alexander, Jalen	DL
54	Anderson, Spencer	OL
36	Andrews, Cortez	LB
33	Banks, Deonte	CB
80	Barnes, Noah	TE
10	Baylor, Tyler	DL
11	Bazzie, Fofie	DB
24	Bennett, Kenny	DB
42	Blount, Kameron	LB
89	Booker, Jr., Anthony	DL
18	Bortenschlager, Max	QB
57	Bradley, TJ	OL
27	Brand, Bryce	DL
25	Brooks, Jr., Antoine	DB
26	Brown, Justin	WR
49	Brownlee, David	LB
26	Byrd, Erwin	DB
44	Campbell, Chance	LB
31	Capehart, Tahj	DB
83	Carriere, Carlos	WR
70	Christie, Sean	OL
15	Cobbs, Brian	WR
17	Collins, Treron	DB
10	Comma, Jayden	WR
43	Cook, Wyatt	LB
3	Cross, Nick	DB
22	Davis, Isaiah	ILB
75	Davis, Terrance	OL
7	Demus, Dontay	WR
13	DeSue, Tyler	QB
87	Devera, Tyler	TE
32	DiCerbo, Antonio	FB
71	Duncan, Jaelyn	OL
31	Egbuaba, Nnamdi	LB
16	Eley, Ayinde	LB
7	Ellis, Tino	DB
97	Faulkner, Bentley	K/P
64	Finger, Marcus	OL
8	Fleet-Davis, Tayon	RB
12	Flythe, Vincent	DB
55	Fontaine, Austin	OL
34	Funk, Jake	RB
98	Gaddy, Brandon	DL
61	Gaddy, Breyon	OL
77	Gater, Lavonte	DB
77	Glasgow, Cherokee	DL
23	Gotay, Fa'Najae	DB
53	Greeley, Sean	LB
52	Gregory, Evan	OL
63	Hamilton, Tyler	OL
2	Harrison III, Lorenzo	RB
82	Hazel, Isaiah	QB
69	Heath, Paris	OL
39	Holt, Deshawn	LB
59	Howard, Keiron	DL
67	Hunt, Tyran	OL
38	Inzerillo, Paul	PK
17	Jackson, Josh	QB
86	Jackson, Malik	TE
19	Jarrell, MJ	WR
21	Jones, Darryl	WR
14	Jones, Deon	DB
6	Jones, Jeshaun	WR

2019 MARYLAND FOOTBALL

4	Jones, Keandre	LB	45	Zack Roski	TE	6-8	246	Jr.	Laurel, Md. (St. Vincent Pallotti HS)
73	Jordan, Johnny	OL	46	Robert Schwob	TE	6-7	241	Jr.	Annapolis, Md. (Broadneck HS)
96	Kulka, Brett	KL	47	James Rosenberry	LS	5-11	209	So.	Columbus, Ohio (Olentangy HS)
20	Leake, Javon	RB	48	Oladimeji Olayinka	LB	6-1	225	So.	Ellicott City, Md. (Howard HS)
4	LeGendre, Lance	QB	49	David Brownlee	LB	6-0	230	So.	Forestville, Md. (Bishop McNamara HS)
8	Lewis, Marcus	DB	51	Jacob Purcell	DL	6-2	210	Fr.	Owings, Md. (Northern)
13	Lewis, Rayshad	DB	52	Evan Gregory	OL	6-4	308	RFr.	Hyattsville, Md. (DeMatha Catholic HS)
78	Lunsford, Mason	OL	52	Oluwaseun Oluwatimi	DL	5-11	297	Sr.	Upper Marlboro, Md. (DeMatha Catholic HS)
81	Mabry, Tyler	TE	53	Sean Greeley	LB	5-11	211	Fr.	Havre de Grace, Md. (Havre de Grace HS)
40	Makia, Tanyi	LB	54	Spencer Anderson	OL	6-5	318	RFr.	Bowie, Md. (Bishop McNamara HS)
19	McCullough, Ahmad	LB	55	Austin Fontaine	OL	6-3	320	RFr.	Hyattsville, Md. (DeMatha Catholic HS)
5	McFarland Jr., Anthony	RB	57	TJ Bradley	OL	6-8	317	Jr.	Leesburg, Va. (Tuscarora HS/Lackawanna CC)
68	McKennie, Ellis	OL	58	Paul Mouring	LS	5-10	196	Fr.	Baltimore, Md. (Calvert Hall HS)
90	Miller, B'Ahmad	DL	59	Keiron Howard	DL	6-3	278	Sr.	Fort Washington, Md. (Potomac HS)
32	Miller, Bruce	LB	61	Breyon Gaddy	OL	6-2	334	So.	Virginia Beach, Va. (Bishop Sullivan Catholic)
72	Minor, Marcus	OL	63	Tyler Hamilton	OL	6-2	300	Jr.	Bowie, Md. (St. Vincent Pallotti HS)
38	Montgomery, Kareem	DB	64	Marcus Finger	OL	6-5	296	Fr.	Fort Myers, Fla. (Fort Myers HS)
15	Montgomery, Ken	DB	67	Tyran Hunt	OL	6-7	312	So.	Boykins, Va. (Southampton HS)
18	Mosley, Jordan	LB	68	Ellis McKennie	OL	6-4	310	Sr.	McSherrytown, Pa. (McDonogh School)
58	Mouring, Paul	LS	69	Parris Heath	OL	6-4	331	So.	Spring Valley, N.Y. (ASA College)
22	Najarian, Eric	QB	70	Sean Christie	OL	6-4	287	Sr.	Medford, N.Y. (Patchogue-Medford HS)
30	Nchami, Durell	LB	71	Jaelyn Duncan	OL	6-5	323	RFr.	Owings Mills, Md. (St. Frances Academy)
85	Nelson, Sean	WR	72	Marcus Minor	OL	6-4	298	So.	Lanham, Md. (DeMatha Catholic HS)
9	Okonkwo, Chigoziem	TE	73	Johnny Jordan	OL	6-1	305	Jr.	Leesburg, Va. (Gonzaga HS)
97	Okuyayinonu, Sam	DL	75	Terrance Davis	OL	6-3	317	Sr.	Temple Hills, Md. (DeMatha Catholic HS)
48	Olayinka, Oladimeji	LB	76	Jack Wagman	OL	6-5	283	Jr.	Potomac, Md. (Winston Churchill HS)
52	Oluwatimi, Oluwaseun	DL	77	Cherokee Glasgow	DL	6-2	275	So.	Mt. Vernon, N.Y. (Mt. Vernon HS/Lackawanna JC)
98	Pecorella, Anthony	P	78	Mason Lunsford	OL	6-6	308	Fr.	Olney, Md. (Good Counsel HS)
27	Petrino, Joseph	K	80	Noah Barnes	TE	6-5	232	Jr.	Auburn, Ala. (Auburn HS)
3	Pigrome, Tyrrell	QB	81	Tyler Mabry	TE	6-4	248	Gr.	Ypsilanti, Mich. (IMG Academy/Bufalo)
51	Purcell, Jacob	DL	82	Isaiah Hazel	WR	6-0	203	Fr.	Upper Marlboro, Md. (Wise HS)
20	Richardson, Antwaine	DB	83	Carlos Carriere	WR	6-5	196	So.	Alpharetta, Ga. (Alpharetta HS)
95	Rogers, Lawtez	DL	85	Sean Nelson	WR	6-0	188	So.	Fairburn, Ga. (Langston Hughes HS)
47	Rosenberry, James	LS	86	Malik Jackson	TE	6-3	237	Fr.	Fort Meade, Md. (Meade HS)
45	Roski, Zack	TE	87	Tyler Devera	TE	6-3	219	Fr.	Wayne, N.J. (Bergen Catholic HS)
11	Sanders, Donny	QB	88	Jalen Alexander	DL	6-3	277	RFr.	Chesapeake, Va. (Western Branch HS)
29	Savoy, Sean	WR	89	Anthony Booker, Jr.	DL	6-3	312	Fr.	Cincinnati, Ohio (Winton Woods HS)
46	Schwob, Robert	TE	90	B'Ahmad Miller	DL	6-2	286	So.	Newark, Del. (St. Frances Academy)
41	Shinsky, Mike	K	95	Lawtez Rogers	DL	6-4	268	So.	Landover, Md. (Eleanor Roosevelt HS)
5	Smith, Shaq	LB	96	Brett Kulka	DL	6-4	258	Sr.	Edinboro, Pa. (General McLane HS)
99	Spangler, Colton	P	97	Bentley Faulkner	K/P	5-11	157	So.	Greensboro, N.C. (Grimsley HS)
35	Thomas, Kobi	LB	97	Sam Okuyayinonu	DL	6-1	285	Jr.	Lowell, Mass. (Lowell HS/Mesabi Range CC)
10	Tomlin, Dino	16	98	Brandon Gaddy	DL	6-3	311	So.	Virginia Beach, Va. (Bishop Sullivan Catholic)
1	Turner, DJ	WR	98	Anthony Pecorella	P	6-3	192	Fr.	Malverne, N.Y. (Chaminade)
76	Wagman, Jack	OL	99	Colton Spangler	P	6-0	169	Fr.	Pasadena, Md. (Chesapeake)

Key: RS indicates redshirted in 2018; SQ indicates has been eligible to play at least one season, but has not earned a letter; HS indicates high school; TR indicates transfer;

Pronunciation Guide

Player	Pronunciation
Fofie Bazzie	Foe-fee Bazz-EE
Max Bortenschlager	Bor-tin-shlah-gur
Antoine Brooks, Jr.	Ant-won
Carlos Carriere	Carrier
Dontay Demus	DEE-miss
Ayinde Eley	Uh-yin-day Eel-E
Tayon Fleet-Davis	Tay-on
Breyon Gaddy	Bree-on

Player	Pronunciation
Lavonte Gater	GAY-ter
Fa'Najae Gotay	Fah-nah-jay GO-tay
Keiron Howard	KEY-ron
Tyran Hunt	Tie-run
Jashaun Jones	Jay-shawn
Javon Leake	Juh-von Leak
Lance LeGendre	Luh-ZHON
B'Ahmad Miller	Bee-Ahmad

Player	Pronunciation
Durell Nchami	Cham-ee (n is silent)
Chigoziem Okonkwo	Chiggo-zem OH-konk-woe
Sam Okuyayinonu	Oh-KOO-an-ooh
Oladimeji Olayinka	Duh-MAY-gee Oh-lay-in-ka
Oluwaseun Oluwatimi	Oh-loowa-shawn Oh-loowa-timmy
Tyrrell Pigrome	Tie-rell Pig-rum
Antwaine Richardson	Ant-won

BIG TEN CONFERENCE 2019 STANDINGS

	BIG TEN				OVERALL							
	W	L	For	Opp	W	L	For	Opp	Hm	Rd	Nu	Streak
EAST												
Ohio State	2	0	99	17	5	0	262	43	3-0	2-0	0-0	W5
Michigan State	2	0	71	41	4	1	157	75	3-1	1-0	0-0	W2
Penn State	1	0	59	0	4	0	200	30	3-0	1-0	0-0	W4
Michigan	1	1	66	35	3	1	130	77	3-0	0-1	0-0	W1
Maryland	0	1	0	59	2	2	159	99	2-1	0-1	0-0	L2
Indiana	0	2	41	91	3	2	165	118	2-1	0-1	1-0	L1
Rutgers	0	2	0	82	1	3	64	133	1-1	0-2	0-0	L3
WEST												
Wisconsin	2	0	59	29	4	0	196	29	3-0	1-0	0-0	W4
Iowa	1	0	30	0	4	0	134	34	3-0	1-0	0-0	W4
Minnesota	1	0	38	31	4	0	139	119	2-0	2-0	0-0	W4
Nebraska	1	1	49	86	3	2	159	149	2-1	1-1	0-0	L1
Illinois	0	1	38	42	2	2	142	102	1-2	1-0	0-0	L2
Purdue	0	1	31	38	1	3	117	130	1-2	0-1	0-0	L2
Northwestern	0	2	25	55	1	3	62	86	1-1	0-2	0-0	L2

THIS WEEK IN THE BIG TEN

WEEK 6 SCHEDULE

Saturday, October 5

Kent State at #8 Wisconsin (ESPNU)..... Noon
Purdue at #12 Penn State (ESPN)..... Noon
#14 Iowa at #19 Michigan (FOX)..... Noon
Maryland at Rutgers (BTN)..... Noon
Illinois at Minnesota (BTN)..... 3:30 p.m.
Northwestern at Nebraska (FOX)..... 4:00 p.m.
#25 Michigan State at #4 Ohio State (ABC)..... 7:30 p.m.

2018 MARYLAND BIG TEN PLAYERS OF THE WEEK

Antoine Brooks, Jr. Defensive (9/3)
Jeshaun Jones Freshman (9/3)
Tre Watson Defensive (9/24)
Anthony McFarland Freshman (9/24)
Ty Johnson Specialist (10/8)
Javon Leake Offensive (10/29)
Javon Leake Specialist (10/29)
Anthony McFarland Freshman (11/19)

TERP TENDENCIES

Tendency	2019	Strk.	Last W/L
Overall Record	2-2	L2	9/7/19 vs. Syracuse
Home	2-1	L1	9/7/19 vs. Syracuse
Road	0-1	L5	9/8/18 at Bowling Green
Neutral	0-0	W1	12/26/17 vs. BC
B1G Record	0-1	L5	10/27/18 vs. Illinois
Non-Conference Record	2-1	L1	9/7/19 vs. Syracuse
vs. Top-25 Teams	1-1	L1	9/7/19 vs. Syracuse
vs. Unranked Teams	1-1	L1	8/31/19 vs. Howard
On Grass	0-1	L1	9/1/18 vs. Texas
On Turf	2-1	L1	9/7/19 vs. Syracuse
Day Games	2-1	L1	9/7/19 vs. Syracuse
Night Games	0-1	L1	9/8/18 at Bowling Green
August	1-0	W1	8/28/03 at N. Illinois
September	1-2	L2	9/7/19 vs. Syracuse
October	0-0	W1	10/20/18 at Iowa
November	0-0	L8	11/26/16 vs. Rutgers
December	0-0	L3	12/29/10 vs. East Carolina

Leading after first quarter	2-0	W2	11/17/18 vs. Ohio State
Trailing after first quarter	0-2	L6	9/8/18 at Bowling Green
Tied after first quarter	0-0	L6	9/27/14 at Indiana
Leading at halftime	2-0	W2	11/17/18 vs. Ohio State
Trailing at halftime	0-2	L8	9/8/18 at Bowling Green
Tied at halftime	0-0	W1	11/17/15 vs. Wisconsin
Leading after third quarter	2-1	L1	9/7/19 vs. Syracuse
Trailing after third quarter	0-1	L7	9/1/18 vs. Texas
Tied after third quarter	0-0	W1	9/12/15 vs. Bowling Green
In overtime	0-0	L1	9/17/16 at UCF

Scoring 0-19	0-2	L31	10/6/12 vs. Wake Forest
Scoring 20-29	0-0	L3	10/22/16 vs. Mich. St.
Scoring 30-39 points	0-0	L1	10/27/18 vs. Illinois
Scoring 40+ points	2-0	W2	11/17/18 vs. Ohio State
Allowing 0-19 points	1-0	W3	11/18/17 at Mich. St.
Allowing 20-29 points	1-1	L1	9/7/19 vs. Syracuse
Allowing 30-39 points	0-0	L16	10/18/14 vs. Iowa
Allowing 40+ points	0-1	L5	9/2/17 at Texas


Outgaining Opponent	2-0	W2	11/10/18 at Indiana
Outgained by Opponent	0-2	L10	10/28/17 vs. Indiana

With 100-yard rusher	1-1	L1	9/7/19 vs. Syracuse
Allow 100-yard rusher	0-0	L3	10/27/18 vs. Illinois
With 300-yard passer	0-0	W1	9/22/12 at West Virginia
Allow 300-yard passer	0-1	L2	9/2/17 at Texas

No turnovers	1-0	W5	10/14/17 vs. Northwestern
Less than three turnovers	1-1	L1	9/7/19 vs. Syracuse
Three or more turnovers	0-1	L1	9/6/14 at USF
No takeaways	0-0	L8	9/3/16 vs. Howard
Three or more takeaways	0-1	L2	10/13/18 vs. Rutgers
Win turnover margin	2-1	L1	9/7/19 vs. Syracuse
Lose turnover margin	0-1	L1	10/1/16 vs. Purdue
Win time of possession	2-1	L1	9/7/19 vs. Syracuse
Lose time of possession	0-1	L5	9/22/18 vs. Minnesota

Game decided by 1-9	0-1	L3	9/1/18 vs. Texas
Game decided by 10-19	0-0	L3	9/2/17 at Texas
Game decided by 20+	2-1	L1	9/7/19 vs. Syracuse

Note: The specified date marks the last time the opposite result happened. For example, if Maryland is on a win streak, the date would note the last time Maryland lost in the particular category, and vice versa.





MICHAEL LOCKSLEY

Head Coach

Towson '92 • 11th Year at Maryland, 1st as Head Coach

Michael Locksley returned home to become the University of Maryland's 37th head football coach in December 2018. Locksley, a Washington, D.C. native with deep personal and professional connections to the area, brings over 20 years of coaching experience, including two separate stints at Maryland, totalling 10 years with the Terps.

The winner of the 2018 Broyles Award, given to the nation's top assistant coach, Locksley has spent the last three years working under Nick Saban at the University of Alabama. He served as the Crimson Tide's co-offensive coordinator and won a national championship last season before being promoted to offensive coordinator in February of 2018 and helping Alabama return to the College Football Playoff.

Locksley, known for strong recruiting skills, was listed as a top-25 recruiter in the nation three different times (2003, 2005, 2006) and was a finalist for 2007 recruiter of the year by Rivals.com. He also engineered top-10 recruiting classes during each of his two seasons (2003-04) as running backs coach and recruiting coordinator at the University of Florida.

Locksley has signed 21 four or five star recruits over his coaching career (according to 247sports), 14 of which came from the DMV area, in addition to coaching 92 NFL Draft selections. Among Locksley's successful signings to Maryland were future NFL stars Vernon Davis, Shawne Merriman, LaMont Jordan, D'Qwell Jackson, EJ Henderson, Yannick Ngakoue and Stefon Diggs.

Alabama's Locksley-led offense is averaging 47.9 points and 527.6 yards per game in 2018. The Tide has already set school records for points scored (623), single-season total offense (6,859 yards) and passing yards (4,231) in a season. Alabama quarterback Tua Tagovailoa has thrown for 3,189 yards and a school-record 37 touchdowns in 2018.

In 2017, Locksley coached the Alabama wide receivers, who combined to catch 128 passes for 2,059 yards and 19 touchdowns led by First Team All-SEC selection Calvin Ridley. Ridley hauled in 63 passes for 967 yards and five touchdowns in his junior season. Locksley spent the 2016 season on the Crimson Tide's staff as an offensive analyst.

Prior to Alabama, Locksley served as Maryland's offensive coordinator and quarterbacks coach from 2012-15. He was named the Terps interim head coach for the final six games of the 2015 season.

During his time as Maryland's offensive coordinator, the Terrapins produced balanced and effective results. Locksley's attack was led by quarterback C.J. Brown, who became Maryland's all-time leader in touchdowns responsible (58) after totaling 13 passing touchdowns and

eight rushing touchdowns in 2014. Locksley also mentored wide receiver, Stefon Diggs, who hauled in 62 passes for 792 yards and five touchdowns en route to second team All-Big Ten honors. Diggs is now an NFL superstar for the Minnesota Vikings.

In 2013, Locksley guided an offense that eclipsed 5,000 yards (5,160) for only the fourth time in program history and the first time since 2003. The passing game excelled that season, totaling 3,231 yards for the third-highest total in school history.

Prior to Maryland, Locksley served as the head coach at the University of New Mexico from 2009-11. Before that, Locksley also served as the offensive coordinator at the University of Illinois from 2005-08. The Illini went from No. 72 nationally in total offense in 2005 to 19th following the 2008 season. They led the Big Ten in rushing in 2006 and 2007 and then led the league in passing in 2008. The rushing attack was twice ranked in the top-10 nationally (No. 10 in 2006 and No. 5 in 2007).

Under Locksley's offensive plan, wide receiver Arrelious Benn was a first team all-conference pick as a sophomore in 2008 after leading the league in receiving yards (1,055). He went on to become a second-round pick of the Tampa Bay Buccaneers in the 2010 NFL Draft.

The 2007 Illinois offense became just the third unit in school history to surpass the 5,000-yard mark and first to top 3,000 rushing yards. Led by Big Ten Offensive Player of the Year Rashard Mendenhall, the Illini led the league in rushing for the second straight year and finished fifth nationally at 256.7 yards a game.

Illinois played USC in the 2008 Rose Bowl and finished the season ranked 18th in the nation in the ESPN/USA Today Coaches' poll and 20th by the Associated Press following a 9-4 season. In 2006, Locksley led an Illinois offense that paced the Big Ten and ranked 10th in the nation in rushing, averaging 188.8 yards.

Locksley spent the 2003 and 2004 seasons at the University of Florida as the running backs coach and recruiting coordinator. In 2004, Gators' running back Ciatrick Fason led the SEC and ranked 19th in the NCAA in rushing (105.6 yards a game) on his way to second-team all-league honors.

In his first stint at Maryland from 1997-2002, Locksley enjoyed success both recruiting and grooming players in College Park. He oversaw the running backs during his entire tenure, including the final five as recruiting coordinator. Three different running backs - Chris Downs, Bruce Perry and LaMont Jordan - gained more than 1,000 yards and

The Locksley File

Full Name	Michael Locksley
Date of Birth	December 25, 1969
Hometown	Washington, D.C.
Alma Mater	Towson University '92 (B.A., Marketing)
Family	Wife, Kia; Children: Mike Jr., Kai, Kori and the late Meiko.
Playing Experience	Safety at Towson
Years in Coaching (College)	25

Coaching Experience

2018	Offensive Coordinator	Alabama
2017	Co-Offensive Coordinator/Wide Receivers	Alabama
2016	Offensive Analyst	Alabama
2012-15	Offensive Coordinator/Quarterbacks	Maryland
2009-11	Head Coach	New Mexico
2006-08	Offensive Coordinator/Quarterbacks	Illinois
2005	Offensive Coordinator/Tight Ends	Illinois
2003-04	Running Backs/Recruiting Coordinator	Florida
1998-02	Running Backs/Recruiting Coordinator	Maryland
1997	Running Backs	Maryland
1996	Wide Receivers/Tight Ends	Army
1995	Outside Linebackers	Pacific
1994	DC/DL Coach	Naval Academy Preparatory School
1993	DC/DB Coach	Naval Academy Preparatory School
1992	Defensive Backs/Special Teams	Towson State

were named First Team All-Atlantic Coast Conference.

He began his coaching career at Towson in 1992, where he coached defensive backs and special teams, followed by two seasons at the U.S. Naval Academy Preparatory School. He coached outside linebackers at the University of the Pacific in 1995 and then coached wide receivers and tight ends at Army in 1996.

Locksley played safety at Towson University, where he was the team's defensive MVP as a senior in 1991. He finished his career ranked 19th on the school's all-time tackles list and graduated with a bachelor's degree in business administration and marketing.

Locksley and his wife, Kia, have four children: Mike Jr., Kai, Kori and the late Meiko.

LOCKSLEY BY THE NUMBERS

2

Under Locksley last season, Alabama had the third highest scoring offense in the country at 45.6 points per game, trailing only Oklahoma and Utah State. QB Tua Tagovailoa also ranked second in yards per pass attempt at 16.9, while ranking in the top-10 nationally in four other major categories.

3

On three separate occasions over his career, Locksley has been named a Top-25 Recruiter in the FBS.

7

The average amount of offensive plays it took Locksley's 2018 Alabama offense to score their first touchdown (in an average 4:07).

8

Locksley has helped sign eight top-25 recruiting classes during his coaching career, including four top-five classes.

10

Locksley has coached at Maryland for 10 seasons (1997-02, 2012-15).

19

While the wide receivers coach at Alabama in 2017, the Crimson Tide wide receivers caught 19 touchdown passes over the course of the season.

24

Locksley has signed 24 four or five star recruits over his coaching career (according to 247sports), 14 of which came from the DMV area.

92

Locksley has coached 92 NFL draft picks in over 20 years of coaching college football.

105

Locksley has spent 105 weeks coaching teams ranked in the AP Top 25..

1,000

A trio of Maryland running backs -- Chris Downs, Bruce Perry and LaMont Jordan -- each gained over 1,000 yards under Locksley in this first stint at Maryland.

3,000

Locksley's 2007 Illinois team is the only team in school history to eclipse 3,000 rushing yards.

7,830

Locksley's 2018 Alabama offense has gained 7,830 yards of offense, the most in Alabama history and the fifth highest mark in the country.

MARYLAND COACHING STAFF

OFFENSE

**SCOTTIE MONTGOMERY (Booth)**

Offensive Coordinator/Quarterbacks
1st Year at Maryland (Duke, '00)

- Was HC at East Carolina from 2015-18
- Helped guide Duke to three-straight bowl games from 2013-15.
- Had four year NFL career from 2000-02 and coached for the Pittsburgh Steelers from 2010-12.

**ELIJAH BROOKS (Field)**

Running Backs
1st Year at Maryland (William & Mary, '07)

- Spent last eight years as HC at powerhouse DeMatha High School
- Coached Anthony McFarland, Lorenzo Harrison, Terrance Davis, Tino Ellis & more
- Won four consecutive WCAC Championships

**MIKE MILLER (Booth)**

Tight Ends
1st Year at Maryland (UAB, '15)

- Spent last two seasons as Michael Locksley's graduate assistant at Alabama
- Helped Tide offense set countless school records in 2018
- Played quarterback at UAB in 2011-12

**JOKER PHILLIPS (Field)**

Co-Offensive Coordinator/Wide Receivers
1st Year at Maryland (Kentucky, '86)

- 30-year coaching veteran in college & NFL
- Has coached at Cincinnati, Minnesota, Notre Dame, South Carolina, Florida & the NFL
- Known for his recruiting prowess

**JOHN REAGAN (Field)**

Offensive Line
1st Year at Maryland (Syracuse, '94)

- 25 years of coaching experience
- Spent last eight years as OC, at Penn, Kansas and Rice
- Helped lead Penn to pair of Ivy League Championships

DEFENSE

**JON HOKE (Field)**

Defensive Coordinator/Safeties
1st Year at Maryland (Ball State, '80)

- Has spent 16 years on defensive staffs in NFL and 21 years in college football.
- Oversaw DBs for the Tampa Bay Buccaneers for last three seasons

**DELBERT COWSETTE (Field)**

Defensive Line
1st Year at Maryland (Maryland, '00)

- All-ACC performer as a Terp, ranks 12th-all-time with 31 tackles for loss
- Played in NFL for seven seasons
- Spent last five seasons coaching at Albany

**JOHN PAPUCHIS (Field)**

Special Teams/Inside Linebackers
1st Year at Maryland (Virginia Tech, '01)

- Former DC at Nebraska and UNC
- Has coached in a national championship game and six conference title games
- Hails from Maryland, graduated from Quince Orchard High School

**CORY ROBINSON (Field)**

Defensive Passing Game Coordinator
1st Year at Maryland (CCSU, '09)

- Second stint at Maryland, coaching for the Terps in 2015
- Baltimore native, coaching at Calvert Hall and St. Frances Academy to begin coaching career

**BRIAN WILLIAMS (Booth)**

Outside Linebackers
1st Year at Maryland (Florida A&M, '97)

- Helped lead UAB to a Conference USA Championship last season
- Has also coached at Georgia, Florida State and in high school ranks in Florida

2019 TEAM STATISTICS

Team Statistics	UMD	OPP
SCORING	159	99
Points Per Game	39.8	24.8
Points Off Turnovers	27	28
FIRST DOWNS	82	73
Rushing	37	23
Passing	39	42
Penalty	6	8
RUSHING YARDAGE	892	419
Yards gained rushing	1001	569
Yards lost rushing	109	150
Rushing Attempts	173	147
Average Per Rush	5.2	2.9
Average Per Game	223.0	104.8
TDs Rushing	12	5
PASSING YARDAGE	849	1095
Comp-Att-Int	65-131-4	85-137-3
Average Per Pass	6.5	8.0
Average Per Catch	13.1	12.9
Average Per Game	212.2	273.8
TDs Passing	9	9
TOTAL OFFENSE	1741	1514
Total Plays	304	284
Average Per Play	5.7	5.3
Average Per Game	435.2	378.5
KICK RETURNS: #-Yards	7-143	18-307
PUNT RETURNS: #-Yards	6-106	6-43
INT RETURNS: #-Yards	3-13	4-29
KICK RETURN AVERAGE	20.4	17.1
PUNT RETURN AVERAGE	17.7	7.2
INT RETURN AVERAGE	4.3	7.2
FUMBLES-LOST	2-1	7-4
PENALTIES-Yards	28-248	26-223
Average Per Game	62.0	55.8
PUNTS-Yards	25-1034	29-1018
Average Per Punt	41.4	35.1
Net punt average	38.0	29.4
KICKOFFS-Yards	26-1462	20-1217
Average Per Kick	56.2	60.8
Net kick average	40.6	38.7
TIME OF POSSESSION/Game	30:19	29:41
3RD-DOWN Conversions	26/64	20/59
3rd-Down Pct	41%	34%
4TH-DOWN Conversions	3/10	0/7
4th-Down Pct	30%	0%
SACKS BY-Yards	13-85	9-53
MISC YARDS	0	0
TOUCHDOWNS SCORED	22	14
FIELD GOALS-ATTEMPTS	0-1	1-3
ON-SIDE KICKS	0-0	0-0
RED-ZONE SCORES	(15-21) 71%	(10-12) 83%
RED-ZONE TOUCHDOWNS	(15-21) 71%	(9-12) 75%
PAT-ATTEMPTS	(21-22) 95%	(12-13) 92%
ATTENDANCE	119482	30610
Games/Avg Per Game	3/39827	1/30610
Neutral Site Games		0/0

Score by Quarters	1st	2nd	3rd	4th	OT	Total
UMD	51	49	36	23	0	159
Opponents	28	30	20	21	0	99

2019 OFFENSIVE STATISTICS

Rushing	gp-gs	att	gain	loss	net	avg	td	lg	avg/g
McFarland, Anthon	4-4	55	264	15	249	4.5	5	33	62.2
Leake, Javon	4-0	24	203	6	197	8.2	2	64	49.2
Funk, Jake	3-0	17	183	10	173	10.2	2	54	57.7
Fleet-Davis, Tayon	4-0	32	164	6	158	4.9	1	21	39.5
Harrison, Lorenzo	2-0	7	70	0	70	10.0	0	30	35.0
Pigrome, Tyrrell	4-0	6	35	0	35	5.8	1	22	8.8
Legendre, Lance	1-0	2	30	0	30	15.0	0	17	30.0
DeSue, Tyler	1-0	1	5	0	5	5.0	1	5	5.0
TEAM	4-0	3	0	3	-3	-1.0	0	0	-0.8
Shinsky, Mike	4-0	1	0	10	-10	-10.0	0	0	-2.5
Jackson, Josh	4-4	25	47	59	-12	-0.5	0	14	-3.0
Total	4	173	1001	109	892	5.2	12	64	223.0
Opponents	4	147	569	150	419	2.9	5	27	104.8

Passing	gp-gs	effic	comp	att	in	pct	yds	td	lg	avg/g
Jackson, Josh	4-4	120	39	61	121	4	50.4	789	8	49197.2
Pigrome, Tyrrell	4-0	137	11	4	9	0	44.4	60	1	6215.0
DeSue, Tyler	1-0	0	0	0	1	0	0.0	0	0	00.0
Total	4	120	62	65	131	4	49.6	849	9	62212.2
Opponents	4	146	48	85	137	3	62.0	1095	9	79273.8

Receiving	gp-gs	no.	yds	avg	td	lg	avg/g
Demus, Dontay	4-4	10	185	18.5	2	62	46.2
Okonkwo, Chigozie	4-0	9	91	10.1	1	23	22.8
Mabry, Tyler	4-4	8	77	9.6	3	24	19.2
Jones, Darryl	4-4	7	138	19.7	0	49	34.5
McFarland, Anthon	4-4	6	66	11.0	1	39	16.5
Carriere, Carlos	4-0	5	66	13.2	1	17	16.5
Turner, DJ	3-3	4	84	21.0	0	29	28.0
Cobbs, Brian	4-0	4	83	20.8	0	39	20.8
Funk, Jake	3-0	4	16	4.0	0	12	5.3
Fleet-Davis, Tayon	4-0	3	11	3.7	0	6	2.8
Leake, Javon	4-0	3	11	3.7	0	9	2.8
Savoy, Sean	4-1	1	15	15.0	0	15	3.8
Nelson, Sean	2-0	1	6	6.0	1	6	3.0
Total	4	65	849	13.1	9	62	212.2
Opponents	4	85	1095	12.9	9	79	273.8

Punt Returns	no.	yds	avg	td	lg
Turner, DJ	3	107	35.7	1	55
Lewis, Rayshad	2	-1	-0.5	0	0
Savoy, Sean	1	0	0.0	0	0
Total	6	106	17.7	1	55
Opponents	6	43	7.2	0	30

Interceptions	no.	yds	avg	td	lg
Campbell, Chance	1	0	0.0	0	0
Mosley, Jordan	1	13	13.0	0	13
Cross, Nick	1	0	0.0	0	0
Total	3	13	4.3	0	13
Opponents	4	29	7.2	0	17

Kick Returns	no.	yds	avg	td	lg
Leake, Javon	4	93	23.2	0	28
Turner, DJ	1	22	22.0	0	22
Funk, Jake	1	22	22.0	0	22
DiCerbo, Antonio	1	6	6.0	0	6
Total	7	143	20.4	0	28
Opponents	18	307	17.1	0	27

Fumble Returns	no.	yds	avg	td	lg
Brooks, Jr., Antoine	1	5	5.0	0	5
Total	1	5	5.0	0	5
Opponents	0	0	0.0	0	0

All Purpose	g	rush	rcv	pr	kr	ir	total	avg/g
McFarland, A	4	249	66	0	0	0	315	78.8
Leake, Javon	4	197	11	0	93	0	301	75.2
Turner, DJ	3	0	84	107	22	0	213	71.0
Funk, Jake	3	173	16	0	22	0	211	70.3
Demus, Dont	4	0	185	0	0	0	185	46.2
Fleet-Davis,	4	158	11	0	0	0	169	42.2
Jones, Darryl	4	0	138	0	0	0	138	34.5
Okonkwo, Ch	4	0	91	0	0	0	91	22.8
Cobbs, Brian	4	0	83	0	0	0	83	20.8
Mabry, Tyler	4	0	77	0	0	0	77	19.2
Harrison, Lor	2	70	0	0	0	0	70	35.0
Carriere, Carl	4	0	66	0	0	0	66	16.5
Pigrome, Tyrr	4	35	0	0	0	0	35	8.8
Legendre, La	1	30	0	0	0	0	30	30.0
Savoy, Sean	4	0	15	0	0	0	15	3.8
Mosley, Jorda	4	0	0	0	0	13	13	3.2
DiCerbo, Anto	3	0	0	0	6	0	6	2.0
Nelson, Sean	2	0	6	0	0	0	6	3.0
DeSue, Tyler	1	5	0	0	0	0	5	5.0
Lewis, Raysh	3	0	0	-1	0	0	-1	-0.3
TEAM	4	-3	0	0	0	0	-3	-0.8
Shinsky, Mike	4	-10	0	0	0	0	-10	-2.5
Jackson, Jos	4	-12	0	0	0	0	-12	-3.0
Total	4	892	849	106	143	13	2003	500.8
Opponents	4	419	1095	43	307	29	1893	473.2

2019 OFFENSIVE STATISTICS

Scoring	td	fg	PAT				dx	saf	pts
			kick	rush	rcv	pass			
McFarland, Anthon	6	-	-	-	-	-	-	-	36
Mabry, Tyler	3	-	-	-	-	-	-	-	18
Petrino, Joseph	-	0-1	18-18	-	-	-	-	-	18
Funk, Jake	2	-	-	-	-	-	-	-	12
Leake, Javon	2	-	-	-	-	-	-	-	12
Demus, Dontay	2	-	-	-	-	-	-	-	12
Carriere, Carlos	1	-	-	-	-	-	-	-	6
Turner, DJ	1	-	-	-	-	-	-	-	6
DeSue, Tyler	1	-	-	-	-	-	-	-	6
Okonkwo, Chigozie	1	-	-	-	-	-	-	-	6
Fleet-Davis, Tayon	1	-	-	-	-	-	-	-	6
Nelson, Sean	1	-	-	-	-	-	-	-	6
Pigrome, Tyrrell	1	-	-	-	-	-	-	-	6
TEAM	-	-	-	-	-	-	-	2	4
Inzerillo, Paul	-	-	2-3	-	-	-	-	-	2
Gater, Lavonte	-	-	-	-	-	-	-	1	2
Montgomery, Karee	-	-	1-1	-	-	-	-	-	1
Total	22	0-1	21-22	-	-	-	-	3	159
Opponents	14	1-3	12-13	-	-	0-1	-	-	99

Total Offense	g	plays	rush	pass	total	avg/g
Jackson, Josh	4	146	-12	789	777	194.2
McFarland, Anthon	4	55	249	0	249	62.2
Leake, Javon	4	24	197	0	197	49.2
Funk, Jake	3	17	173	0	173	57.7
Fleet-Davis, Tayon	4	32	158	0	158	39.5
Pigrome, Tyrrell	4	15	35	60	95	23.8
Harrison, Lorenzo	2	7	70	0	70	35.0
Legendre, Lance	1	2	30	0	30	30.0
DeSue, Tyler	1	2	5	0	5	5.0
TEAM	4	3	-3	0	-3	-0.8
Shinsky, Mike	4	1	-10	0	-10	-2.5
Total	4	304	892	849	1741	435.2
Opponents	4	284	419	1095	1514	378.5

Field Goals	fg	pct.	01-19	20-29	30-39	40-49	50-99	lg	blk
Petrino, Joseph	0-1	0.0	0-0	0-0	0-0	0-1	0-0	0	0

FG Sequence	UMD	Opponents
Howard	-	-
Syracuse	-	-
Temple	42	34
Penn State	-	(21),52

Numbers in (parentheses) indicate field goal was made.

Punting	no.	yds	avg	lg	tb	fc	i20	50+	blk
Pecorella, Anthony	14	588	42.0	56	2	8	3	3	0
Spangler, Colton	11	446	40.5	54	0	7	3	1	0
Total	25	1034	41.4	56	2	15	6	4	0
Opponents	29	1013	35.1	72	3	6	6	4	1

Kickoffs	no.	yds	avg	tb	ob	retn	net	ydln
Petrino, Joseph	22	123	56.2	4	0			
Inzerillo, Paul	4	226	56.5	0	0			
Total	26	146	56.2	4	0	17.1	40.6	24
Opponents	20	121	60.8	12		120.4	38.7	26

2019 DEFENSIVE STATISTICS

##	Defensive Leaders	gp-gs	Tackles				Sacks no-yds	Pass defense			Fumbles		blkd	
			ua	a	tot	tfl/yds		int-yds	brup	qbh	rcv-yds	ff	kick	saf
25	Brooks, Jr., Antoine	4-4	28	3	31	2.0-4	.	.	3	.	1-5	.	.	.
16	Eley, Ayinde	4-4	14	9	23	2.0-4	.	.	1	.	1-0	.	.	.
4	Jones, Keandre	4-4	14	4	18	5.5-30	3.5-28	1	.	.
44	Campbell, Chance	4-0	13	3	16	1.0-1	.	1-0
1M	Mosley, Jordan	4-4	13	2	15	1.0-3	1.0-3	1-13	.	.	.	1	.	.
7D	Ellis, Tino	4-4	10	3	13	.	.	.	2
5D	Smith, Shaq	3-3	7	3	10	2.0-2	1.0-1
14	Jones, Deon	4-2	7	3	10	1	.	.
3D	Cross, Nick	4-0	6	3	9	1.0-14	.	1-0	1
22	Davis, Isaiah	4-4	5	3	8	1
97	Okuyinonu, Sam	4-1	4	4	8	1.0-5	1.0-5
52	Oluwatimi, Oluwaseun	4-4	5	2	7	3.5-7
1D	Baylor, Tyler	3-0	5	2	7	1.5-6	1-0	.	.	.
96	Kulka, Brett	4-1	6	.	6	3.0-9	1.0-6
8D	Lewis, Marcus	4-4	5	1	6	.	.	.	1	.	1-0	.	.	.
23	Gotay, Fa'Najae	4-0	5	1	6
24	Bennett, Kenny	4-0	4	1	5
31	Capehart, Tahj	3-0	4	1	5	1.0-13	1.0-13
95	Rogers, Lawtez	4-2	3	1	4	.	.	.	1
98	Gaddy, Brandon	3-0	4	.	4	1.0-5	1.0-5
59	Howard, Keiron	4-2	2	2	4	1.0-5	1.0-5
37	Gater, Lavonte	4-0	2	1	3	1	1
90	Miller, B'Ahmad	1-0	1	2	3	0.5-4	0.5-4
34	Funk, Jake	3-0	3	.	3
48	Olayinka, Oladimeji	3-0	2	1	3	1.0-5	1.0-5
33	Banks, Deonte	3-0	3	.	3
53	Greeley, Sean	4-0	.	3	3
27	Brand, Bryce	4-1	2	1	3
89	Booker Jr., Anthony	1-0	2	.	2	1.0-1
20	Leake, Javon	4-0	2	.	2
11	Bazzie, Fofie	4-0	1	1	2
10	Comma, Jayden	2-0	1	1	2
36	Andrews, Cortez	2-0	1	1	2	1.0-5
15	Cobbs, Brian	4-0	1	1	2
88	Alexander, Jalen	1-0	1	.	1
1F	Flythe, Vincent	1-0	1	.	1
77	Glasgow, Cherokee	1-0	.	1	1
70	Christie, Sean	4-4	1	.	1
51	Brownlee, David	2-0	1	.	1	1.0-2
43	Cook, Wyatt	2-0	1	.	1
40	Makia, Tanyi	1-0	1	.	1
81	Mabry, Tyler	4-4	1	.	1
1L	Lewis, Rayshad	3-0	.	1	1
7	Demus, Dontay	4-4	.	1	1
TM	TEAM	4-0	1	.	1	2
17	Jackson, Josh	4-4	1	.	1
3	Pigrome, Tyrrell	4-0
Total		4	194	66	260	31-125	13-85	3-13	9	1	4-5	3	1	3
Opponents		4	186	64	250	31-110	9-53	4-29	15	3	1-0	2	1	.

2019 GAME-BY-GAME TEAM STATISTICS

TEAM STATISTICS

		Rushing				Receiving				Passing				Kick Returns				Punt Returns				tot		
Date	Opponent	no.	yds	td	lg	no.	yds	td	lg	cmp	att	int	yds	td	lg	no.	yds	td	lg	no.	yds	td	lg	off
Aug 31	HOWARD	48	317	5	49	17	306	5	62	17	30	0	306	5	62	2	44	0	22	5	51	1	40	623
Sep 07	SYRACUSE	45	354	6	64	21	296	3	40	21	38	1	296	3	40	1	20	0	20	0	0	0	0	650
Sep 14	at Temple	46	161	1	33	16	179	1	22	16	39	1	179	1	22	1	25	0	25	1	55	0	55	340
Sep 27	PENN STATE	34	60	0	13	11	68	0	18	11	24	2	68	0	18	3	54	0	28	0	0	0	0	128
UMD		173	892	12	64	65	849	9	62	65	131	4	849	9	62	7	143	0	28	6	106	1	55	1741
		147	419	5	27	85	1095	9	79	85	137	3	1095	9	79	18	307	0	27	6	43	0	30	1514

Games: 4 • Avg/rush: 5.2 • Avg/catch: 13.1 • Pass effic: 120.62 • KR avg: 20.4 • PR avg: 17.7 • All purpose avg/game: 500.8 • Total offense

		Tackles				Sacks	Fumble	Pass Defense			blkd	PAT Attempts			off			
Date	Opponent	ua	a	total	tfl-yds	no-yds	ff	fr-yds	int-yds	qbh	brup	kick	kick	rush	rcv	saf	t/o	pts
Aug 3	HOWARD	36	36	72	15.0-73	8.0-42	0	1-0	0-0	0	2	1	11-11	0	0	1	7	79
Sep 0	SYRACUSE	56	4	60	5.0-28	4.0-27	2	1-0	1-13	0	1	0	9-9	0	0	0	14	63
Sep 1	at Temple	49	12	61	5.0-14	1.0-6	1	2-5	1-0	0	3	0	1-2	0	0	2	6	17
Sep 2	PENN STATE	53	14	67	6.0-10	0.0-0	0	0-0	1-0	1	3	0	0-0	0	0	0	0	0
UMD		194	66	260	31.0-125	12.0-75	3	4-5	3-13	1	9	1	21-22	0	0	3	27	159
		186	64	250	31.0-110	9.0-53	2	1-0	4-29	3	15	1	12-13	0	0	0	28	99

		Punting									Field Goals			Kickoffs				
Date	Opponent	no.	yds	avg	long	blkd	tb	fc	50+	i20	md-att	long	blkd	no.	yds	avg	tb	ob
Aug 3	HOWARD	4	169	42.2	54	0	1	1	1	3	0-0	0	0	12	648	54.0	0	0
Sep 0	SYRACUSE	3	95	31.7	32	0	0	2	0	1	0-0	0	0	10	568	56.8	3	0
Sep 1	at Temple	9	385	42.8	56	0	1	7	3	1	0-1	0	0	3	181	60.3	0	0
Sep 2	PENN STATE	9	385	42.8	49	0	0	5	0	1	0-0	0	0	1	65	65.0	1	0
UMD		25	1034	41.4	56	0	2	15	4	6	0-1	0	0	26	1462	56.2	4	0
		29	1018	35.1	72	1	3	6	4	6	1-3	21	0	20	1217	60.8	12	1

2019 GAME-BY-GAME OPPONENT STATISTICS

OPPONENT STATISTICS

		Rushing				Receiving				Passing				Kick Returns				Punt Returns				tot		
Date	Opponent	no.	yds	td	lg	no.	yds	td	lg	cmp	att	int	yds	td	lg	no.	yds	td	lg	no.	yds	td	lg	off
Aug 31	HOWARD	38	1	0	16	8	67	0	26	8	19	0	67	0	26	9	145	0	22	0	0	0	0	68
Sep 07	SYRACUSE	29	70	0	13	28	330	3	52	28	41	1	330	3	52	6	118	0	27	1	15	0	15	400
Sep 14	at Temple	39	150	0	27	20	277	3	79	20	37	1	277	3	79	3	44	0	19	1	-2	0	0	427
Sep 27	PENN STATE	41	198	5	25	29	421	3	58	29	40	1	421	3	58	0	0	0	0	4	30	0	30	619
Opponents		147	419	5	27	85	1095	9	79	85	137	3	1095	9	79	18	307	0	27	6	43	0	30	1514
		173	892	12	64	65	849	9	62	65	131	4	849	9	62	7	143	0	28	6	106	1	55	1741

Games: 4 • Avg/rush: 2.9 • Avg/catch: 12.9 • Pass effic: 146.48 • KR avg: 17.1 • PR avg: 7.2 • All purpose avg/game: 473.2 • Total offense :

Date	Opponent	Tackles				Sacks		Fumble		Pass Defense			blkd	PAT Attempts			off		
		ua	a	total	tfl-yds	no	yds	ff	fr-yds	int-yds	qbh	brup	kick	kick	rush	rcv	saf	t/o	pts
Aug 3	HOWARD	45	24	69	8.0-14	0	0-0	0	0-0	0-0	0	1	0	0-0	0	0	0	0	0
Sep 0	SYRACUSE	47	16	63	5.0-14	1	0-8	0	0-0	1-0	0	4	0	2-3	0	0	0	0	20
Sep 1	at Temple	55	10	65	10.0-44	4	0-20	0	0-0	1-7	0	4	1	2-2	0	0	0	7	20
Sep 2	PENN STATE	39	14	53	8.0-38	4	0-25	2	1-0	2-22	3	6	0	8-8	0	0	0	21	59
Opponents		186	64	250	31.0-110	9	0-53	2	1-0	4-29	3	15	1	12-13	0	0	0	28	99
		194	66	260	31.0-125	12	0-75	3	4-5	3-13	1	9	1	21-22	0	0	3	27	159

		Punting										Field Goals			Kickoffs				
Date	Opponent	no.	yds	avg	long	blkd	tb	fc	50+	i20	md-att	long	blkd	no.	yds	avg	tb	ob	
Aug 3	HOWARD	14	475	33.9	72	1	1	1	2	2	0-0	0	0	2	103	51.5	0	0	
Sep 0	SYRACUSE	5	196	39.2	52	0	0	3	1	3	0-0	0	0	4	255	63.8	3	0	
Sep 1	at Temple	7	224	32.0	45	0	1	2	0	1	0-1	0	0	5	305	61.0	3	1	
Sep 2	PENN STATE	3	123	41.0	52	0	1	0	1	0	1-2	21	0	9	554	61.6	6	0	
Opponents		29	1018	35.1	72	1	3	6	4	6	1-3	21	0	20	1217	60.8	12	1	
		25	1034	41.4	56	0	2	15	4	6	0-1	0	0	26	1462	56.2	4	0	

2018 GAME-BY-GAME STARTERS

Offense

GAME	TE	LT	LG	C	RG	RT	WR	WR	WR/RB	RB	QB
Howard	Mabry ³⁰	McKennie ⁴	Christie ²⁵	Jordan ⁷	Davis ²⁸	Minor ¹	Demus ²	Da. Jones ¹	Turner ⁴	McFarland ⁶	Jackson ¹⁷
#21 Syracuse	Mabry ³¹	Duncan ¹	Christie ²⁶	Jordan ⁸	Davis ²⁹	Minor ²	Demus ³	Da. Jones ²	Turner ⁵	McFarland ⁷	Jackson ¹⁸
at Temple	Mabry ³²	Duncan ²	Christie ²⁷	Jordan ⁹	Davis ³⁰	Minor ³	Demus ⁴	Da. Jones ³	Turner ⁶	McFarland ⁸	Jackson ¹⁹
#12 Penn State	Mabry ³³	Duncan ³	Christie ²⁸	Jordan ¹⁰	McKennie ⁵	Minor ⁴	Demus ⁵	Da. Jones ⁴	Savoy ²²	McFarland ⁹	Jackson ²⁰

Defense

GAME	DE	NOSE	TACKLE	JACK	MIKE	WILL	SAM	CB	S	S	CB
Howard	Rogers ¹	Howard ¹	Oluwatimi ¹	Smith ¹	I. Davis ²³	Eley ²	K. Jones ¹	M. Lewis ¹⁰	Brooks ²⁴	Mosley ¹	Ellis ²⁰
#21 Syracuse	Rogers ²	Oluwatimi ²	De. Jones ¹	Brand ¹	I. Davis ²⁴	Eley ³	K. Jones ²	M. Lewis ¹¹	Brooks ²⁵	Mosley ²	Ellis ²¹
at Temple	Oluwatimi ³	Howard ²	De. Jones ²	Smith ²	I. Davis ²⁵	Eley ⁴	K. Jones ³	M. Lewis ¹²	Brooks ²⁶	Mosley ³	Ellis ²²
#12 Penn State	Kulka ⁷	Oluwatimi ⁴	Okuyinonu ¹	Smith ³	I. Davis ²⁶	Eley ⁵	K. Jones ⁴	M. Lewis ¹³	Brooks ²⁷	Mosley ⁴	Ellis ²³

Class Starters by Game (includes punter, snapper & place-kicker)

GAME	Seniors	Juniors	Sophomores	Redshirt Freshmen	True Freshmen	Total
Howard	13	2	9	0	1 (Pecorella)	25
#21 Syracuse	11	3	10	0	1 (Spangler)	25
at Temple	12	2	10	0	1 (Spangler)	25
#12 Penn State	11	4	9	0	1 (Pecorella)	25

Terrapin Playing-Experience Superlatives

	Offense	Defense
Most overall starts, career —	34, Tyler Mabry (TE) 28, Sean Christie (OL)	27, Antoine Brooks, Jr. (S) 26, Isaiah Davis (LB)
Most overall starts, 2019 —	4, 8 players	4, 8 players
Most consecutive starts, career —	34 Tyler Mabry (TE)	27, Antoine Brooks, Jr. (S)
Most consecutive starts, 2019 —	4, 8 players	4, 8 players

2019 GAME-BY-GAME PARTICIPATION

GRADUATE (2) HOW SYR TEM PSU

5 Smith LB	S	dnp	S	S
81 Mabry TE	S	S	S	S
Class Partic.	2-2	2-1	2-2	2-2

SENIORS (15) HOW SYR TEM PSU

1 Turner WR	S	S	S	dnp
4 K. Jones LB	S	S	S	S
7 Ellis DB	S	S	S	S
8 Lewis DB	S	S	S	S
22 I. Davis LB	S	S	S	S
25 A. Brooks DB	S	S	S	S
32 Br. Miller DL	x	dnp	dnp	dnp
41 Shinsky PK	x	x	x	x
43 Cook LB	x	x	dnp	dnp
52 Oluwatimi DL	S	S	S	S
59 Howard DL	S	x	S	x
68 McKennie OL	S	x	S	S
70 Christie OL	S	S	S	S
75 T. Davis OL	S	S	S	dnp
96 Kulka DL	x	x	x	S
Class Partic.	15-11	14-9	13-10	11-9

R-JUNIORS (2) HOW SYR TEM PSU

2 Harrison RB	x	dnp	dnp	x
17 Jackson QB	S	S	S	S
34 Funk RB	x	x	x	dnp
Class Partic.	3-1	2-1	2-1	2-1

JUNIORS (14) HOW SYR TEM PSU

3 Pigrome QB	x	x	x	x
8 Fleet-Davis RB	x	x	x	x
13 R. Lewis WR	x	dnp	x	x
20 Leake RB	x	x	x	x
27 Brand DL	x	S	x	x
29 Savoy WR	x	x	x	S
31 Capehart	x	x	dnp	x
32 DiCerbo DL	x	x	dnp	x
38 Inzerillo PK	x	x	x	dnp
46 Schwob	dnp	x	dnp	dnp
63 Hamilton OL	x	dnp	dnp	dnp
73 Jordan OL	S	S	S	S
76 Wagman OL	x	x	dnp	dnp
80 Barnes TE	x	x	x	x
97 Okuayinonu DL	x	x	x	S
Class Partic.	14-1	13-2	10-1	11-3

R-SOPH (2) HOW SYR TEM PSU

72 Minor OL	S	S	S	S
90 B.A. Miller DL	x	dnp	dnp	dnp
Class Partic.	2-1	1-1	1-1	1-1

SOPH (24) HOW SYR TEM PSU

5 McFarland RB	S	S	S	S
7 Demus WR	S	S	S	S
9 Okonkwo TE	x	x	x	x
10 Comma WR	x	dnp	dnp	x
11 Bazzie DB	x	dnp	x	x
14 Jones DB	x	S	S	x
15 Cobbs WR	x	x	x	x
16 Eley LB	S	S	S	S
18 Mosley DB	S	S	S	S
21 D. Jones WR	S	S	S	S
24 Bennett DB	x	x	x	x
26 Brown WR	x	dnp	dnp	dnp
27 Petrino PK	S	S	S	S
40 Makia LB	x	dnp	dnp	dnp
44 Campbell LB	x	x	x	x
47 Rosenberry LS	S	S	S	S
48 Olayinka LB	x	x	dnp	x
49 Brownlee LB	x	x	dnp	dnp
61 Bre. Gaddy OL	x	x	dnp	dnp
77 Glasgow DL	x	dnp	dnp	dnp
83 Carriere WR	x	x	x	x
85 Nelson WR	x	x	dnp	dnp
95 Rogers DL	S	S	x	x
98 Bra. Gaddy DL	x	x	x	dnp
Class Partic.	24-8	19-9	15-8	17-7

R-FROSH (7) HOW SYR TEM PSU

10 Baylor DL	x	x	dnp	x
13 DeSue QB	x	dnp	dnp	dnp
18 McCullough	dnp	x	dnp	dnp
23 Gotay DB	x	x	x	x
54 Anderson OL	x	x	dnp	x
55 Fontaine OL	x	x	x	x
71 Duncan OL	x	S	S	S
88 Alexander DL	x	dnp	dnp	dnp
Class Partic.	7-0	6-1	3-1	5-1

FROSH (16) HOW SYR TEM PSU

3 Cross DB	x	x	x	x
4 LeGendre QB	x	dnp	dnp	dnp
16 Tomlin WR	x	dnp	dnp	dnp
17 Collins WR	x	dnp	dnp	dnp
33 Banks DB	x	x	dnp	x
36 Andrews LB	x	x	dnp	dnp
37 Gater DB	x	x	x	x
39 Holt LB	x	dnp	dnp	dnp
42 Blount LB	x	dnp	dnp	dnp
51 Purcell DL	x	dnp	dnp	dnp
53 Greeley LB	x	x	x	x
64 Finger OL	x	dnp	dnp	dnp
82 Hazel WR	x	x	dnp	dnp
87 Devera TE	dnp	x	dnp	dnp
89 Booker Jr. DL	x	dnp	x	dnp
98 Pecorella P	S	dnp	x	S
99 Spangler P	x	S	S	x
Class Partic.	16-1	8-1	6-1	6-1

ACTIVE PLAYERS 83 65 52 53

x - indicates played in game; S - indicates started game; dnp - did not play;
tr - indicates will sit out season as transfer; susp - suspended for the game

2019 SEASON SUPERLATIVES

INDIVIDUAL MARYLAND GAME HIGHS

Rushes	26	Anthony McFarland, at Temple (Sept. 14)
Yards Rushing	132	Anthony McFarland, at Temple (Sept. 14)
Rushing TDs	2	Anthony McFarland, Howard (Aug. 31)
		Anthony McFarland, Syracuse (Sept. 7)
		Javon Leake, Syracuse (Sept. 7)
Long Rush	64	Javon Leake, Syracuse (Sept. 7)
Pass Attempts	38	Josh Jackson, Syracuse (Sept. 7)
	38	Josh Jackson, at Temple (Sept. 14)
Pass Completions	21	Josh Jackson, Syracuse (Sept. 7)
Yards Passing	296	Josh Jackson, Syracuse (Sept. 7)
TD Passes	4	Josh Jackson, Syracuse (Sept. 7)
Long Pass	62	Tyrrell Pigrome, Howard (Aug. 31)
Receptions	4	Tyler Mabry, Syracuse (Sept. 7)
	4	Chigoziem Okonkwo, at Temple (Sept. 14)
Yards Receiving	100	Dontay Demus Jr., Howard (Aug. 31)
TD Receptions	2	Dontay Demus Jr., Howard (Aug. 31)
Long Reception	62	Dontay Demus Jr., Howard (Aug. 31)
Punts	5	Colton Spangler, at Temple (Sept. 14)
Punting Avg	54.0	Colton Spangler, Howard (Aug. 31)
Long Punt	56	Colton Spangler, at Temple (Sept. 14)
Punts inside 20	2	Anthony Pecorella, Howard (Aug. 31)
Long Punt Return	55	DJ Turner, at Temple (Sept. 14)
Long Kickoff Return	28	Javon Leake, Penn State (Sept. 27)
Tackles	13	Antoine Brooks, Jr., at Temple (Sept. 14)
Sacks	2.0	Keandre Jones, Syracuse (Sept. 7)
Tackles For Loss	2.0	Keandre Jones, Syracuse (Sept. 7)
	2.0	Brett Kulka, at Temple (Sept. 14)
	2.0	Antoine Brooks Jr., Penn State (Sept. 27)
Interceptions	1	Jordan Mosley, Syracuse (Sept. 7)
	1	Chance Campbell, at Temple (Sept. 14)
	1	Nick Cross, Penn State (Sept. 27)

MARYLAND TEAM HIGHS

Rushes	48	Howard (Aug. 31)
Yards Rushing	354	Syracuse (Sept. 7)
Yards Per Rush	7.9	Syracuse (Sept. 7)
TD Rushes	6	Syracuse (Sept. 7)
Pass attempts	39	at Temple (Sept. 14)
Pass completions	21	Syracuse (Sept. 7)
Yards Passing	306	Howard (Aug. 31)
Yards Per Pass	10.2	Howard (Aug. 31)
TD Passes	5	Howard (Aug. 31)
Total Plays	85	at Temple (Sept. 14)
Total Offense	650	Syracuse (Sept. 7)
Yards Per Play	8.0	Howard (Aug. 31)
Points	79	Howard (Aug. 31)
Sacks By	8	Howard (Aug. 31)
First Downs	29	Syracuse (Sept. 7)
Penalties	9	at Temple (Sept. 14)
	9	Penn State (Sept. 27)
Penalty Yards	88	at Temple (Sept. 14)
Turnovers	3	Penn State (Sept. 27)
Interceptions	1	Syracuse (Sept. 7)
	1	at Temple (Sept. 14)
	1	Penn State (Sept. 27)
Punts	9	at Temple (Sept. 14)
	9	Penn State (Sept. 27)
Punting Avg	42.8	at Temple (Sept. 14)
Long Punt	56	at Temple (Sept. 14)
Punts inside 20	3	Howard (Aug. 31)
Long Punt Return	55	at Temple (Sept. 14)

INDIVIDUAL OPPONENT GAME HIGHS

Rushes	16	Jager Gardner, at Temple (Sept. 14)
Yards Rushing	92	Re'Mahn Davis, at Temple (Sept. 14)
Rushing TDs	2	Will Levis, Penn State (Sept. 27)
Long Rush	27	Re'Mahn Davis, at Temple (Sept. 14)
Pass Attempts	39	Tommy DeVito, Syracuse (Sept. 7)
Pass Completions	28	Tommy DeVito, Syracuse (Sept. 7)
Yards Passing	398	Sean Clifford, Penn State (Sept. 27)
TD Passes	3	Tommy DeVito, Syracuse (Sept. 7)
	3	Anthony Russo, at Temple (Sept. 14)
	3	Sean Clifford, Penn State (Sept. 27)
Long Pass	79	Anthony Russo, at Temple (Sept. 14)
Receptions	7	Trishton Jackson, Syracuse (Sept. 7)
Yards Receiving	157	Trishton Jackson, Syracuse (Sept. 7)
TD Receptions	2	Trishton Jackson, Syracuse (Sept. 7)
Long Reception	79	Jadan Blue, at Temple (Sept. 14)
Field Goals	1	Jake Pinegar, Penn State (Sept. 27)
Long Field Goal	21	Jake Pinegar, Penn State (Sept. 27)
Punts	13	Isaiah Moore, Howard (Aug. 31)
Punting Avg	41.0	Blake Gillikin, Penn State (Sept. 27)
Long Punt	72	Isaiah Moore, Howard (Aug. 31)
Punts inside 20	3	Sterling Hofrichter, Syracuse (Sept. 7)
Long Punt Return	30	Jahan Dotson, Penn State (S)
Long Kickoff Return	27	Markenzy Pierre, Syracuse (Sept. 7)
Tackles	10	Harrison Hand, at Temple (Sept. 14)
Sacks	2.5	Ellis Brooks, Penn State (Sept. 27)
Tackles For Loss	3.0	Shaun Bradley, at Temple (Sept. 14)
	3.0	Ifeanyi Maijeh, at Temple (Sept. 14)
Interceptions	1	Andre Cisco, at Temple (Sept. 14)
	1	Harrison Hand, at Temple (Sept. 14)
	1	Tariq Castro-Fields, Penn State (Sept. 27)
	1	Jan Johnson, Penn State (Sept. 27)

OPPONENT TEAM HIGHS

Rushes	41	Penn State (Sept. 27)
Yards Rushing	198	Penn State (Sept. 27)
Yards Per Rush	4.8	Penn State (Sept. 27)
Pass attempts	41	Syracuse (Sept. 7)
Pass completions	29	Penn State (Sept. 27)
Yards Passing	421	Penn State (Sept. 27)
Yards Per Pass	10.5	Penn State (Sept. 27)
TD Passes	3	Syracuse (Sept. 7)
	3	at Temple (Sept. 14)
	3	Penn State (Sept. 27)
Total Plays	81	Penn State (Sept. 27)
Total Offense	619	Penn State (Sept. 27)
Yards Per Play	7.6	Penn State (Sept. 27)
Points	59	Penn State (Sept. 27)
Sacks By	4	at Temple (Sept. 14)
	4	Penn State (Sept. 27)
First Downs	30	Penn State (Sept. 27)
Penalties	7	at Temple (Sept. 14)
	7	Penn State (Sept. 27)
Penalty Yards	81	Penn State (Sept. 27)
Turnovers	3	at Temple (Sept. 14)
Interceptions	2	Penn State (Sept. 27)
Punts	14	Howard (Aug. 31)
Punting Avg	41.0	Penn State (Sept. 27)
Long Punt	72	Howard (Aug. 31)
Punts inside 20	3	Syracuse (Sept. 7)
Long Punt Return	30	Penn State (Sept. 27)

GAME 1

Aug. 31, 2019

Maryland 79, Howard 0

COLLEGE PARK, Md. — Josh Jackson threw four touchdown passes in his Maryland debut, backup Tyrrell Pigrome accounted for two scores and the Terrapins crushed Howard 79-0 Saturday in a record-breaking performance under first-year coach Michael Locksley.

With Jackson leading the way, Maryland scored 28 points in both the first and second quarters to shatter the school mark for most points scored in one half. The assault continued in the second half, with the only suspense being if the Terrapins would break the school record for points in game — 80 against Washington College in 1927.

Maryland's third-stringers had a first and goal at the 4 in the closing minutes but couldn't push the ball in. The Terrapins finished with a 623-68 advantage in total yardage.

Jackson went 15 for 24 for 245 yards with TD throws of 26, 4, 6 and 24 yards before sitting out the second half.

Jackson transferred to Maryland after an injury-shortened sophomore season at Virginia Tech. He is the key component of the Terrapins' retooled attack under Locksley, who took over at Maryland after serving as Alabama offensive coordinator.

Pigrome threw a 62-yard touchdown pass in the second quarter and ran for a 22-yard score to make it 63-0.

The Terrapins' defense also shined, limiting Howard to one first down before halftime while bottling up quarterback Caylin Newton, little brother of NFL star Cam Newton.

Newton went 3 for 11 for 23 yards, was sacked five times and did not play in the second half.

Punting was also a problem. Isaiah Moore had kicks of 14 and 3 yards, dropped the snap once and had a kick blocked for a safety.

	1ST	2ND	3RD	4TH	-	FINAL
HOWARD (0-1)	0	0	0	0	-	0
MARYLAND (1-0)	28	28	16	7	-	79

First Quarter

UMD - Demus 26 yd pass from Jackson (Petrino, kick) 1 plays, 0:07
 UMD - McFarland, 2 yd run (Petrino, kick), 0:51
 UMD - Okonkwo, 4 yd pass from Jackson (Petrino, kick), 1:56
 UMD - McFarland 6 yd run (Petrino, kick), 0:22

Second Quarter

UMD - Nelson, 6 yd pass from Jackson, Josh (Petrino kick), 1:09
 UMD - Turner, 40 yd punt return (Petrino kick)
 UMD - Demus 62 yd pass from Pigrome (Petrino kick), 0:36
 UMD - Mabry 24 yd pass from Jackson (Petrino kick), 3:14

Third Quarter

UMD - Pigrome 22 yd run (Petrino kick), 1:28
 UMD - Gater, Lavonte 1 yd safety
 UMD - Funk 24 yd run (Inzerillo kick), 2:18

Fourth Quarter

UMD - DeSue 5 yd run (Inzerillo), 5:01

	HOW	UMD
First Downs	4	24
Rushes-Yards	38-1	48-317
Comp-Att-Int	8-19-0	17-30-0
Passing Yards	67	306
Total Offense Plays-Yards	57-68	78-623
Fumble Returns-Yards	0-0	1-0
Punt Returns-Yards	0-0	5-51-1
Interception Returns-Yards	0-0	0-0
Punts-Average	14-33.9	4-42.2
Fumbles-Lost	1-1	0-0
Penalties-Yards	6-42	5-45
Third-Down Conversions	2-17	6-13
Fourth-Down Conversions	0-1	1-2
Red-Zone Scores-Chances	0-0	5-6
Sacks By-Yards Lost	0-0	8-52
Time of Possession	28:04	31:56

GAME 2

Sept. 7, 2019

Maryland 63, #21 Syracuse 20

COLLEGE PARK, Md. (AP) — Josh Jackson threw for 296 yards and three touchdowns to anchor another prolific offensive performance by Maryland, which scored 42 first-half points against No. 21 Syracuse in a lopsided 63-20 victory Saturday.

Anthony McFarland Jr. ran for two scores and caught a 6-yard TD pass from Jackson during a sparkling first half in which the Terrapins amassed 397 yards and built a 29-point lead against a Syracuse team coming off a season-opening shutout of Liberty.

After beating Howard 79-0 in their first game under coach Michael Locksley, the Terrapins (2-0) came up with an impressive encore against a highly regarded foe.

The 63 points were the most ever by Maryland against a ranked opponent. Although Locksley eased up after a 64-yard touchdown run by Javon Leake early in the third quarter, the Terrapins finished with 650 yards. This marks the first time in the history of the program that Maryland has scored at least 56 points in successive games.

Locksley came to Maryland after serving as offensive coordinator at Alabama, and Jackson transferred from Virginia Tech in February. The two have teamed to form a quick-paced offense that is equally effective on the ground and through the air.

Jackson completed 21 of 38 passes, attempting only two throws in the fourth quarter. He has tossed seven TD passes in two games with one interception.

A 7-yard touchdown pass from Jackson to Tyler Mabry, a Syracuse turnover and a 3-yard run by McFarland made it 14-0 with less than 6 minutes elapsed.

It was 14-7 before Leake ran for a score and McFarland followed a turnover by the Orange with a 20-yard TD run for a 28-7 lead.

That was enough offense to beat a Syracuse attack led by redshirt sophomore Tommy DeVito, who went 28 for 39 for 330 yards and three touchdowns. But he lost a fumble and threw an interception, turnovers that Maryland converted into scores.

Maryland plays on the road for the first time in 2019 next week when it heads up I-95 to take on Temple. Kickoff is set for noon on Saturday, September 14.

	1ST	2ND	3RD	4TH	-	FINAL
SYRACUSE (1-1)	7	6	7	0	-	20
MARYLAND (1-0)	21	21	7	14	-	63

First Quarter

UMD - Mabry, 7 yd pass from Jackson (Petrino, kick), 1:37
 UMD - McFarland, 3 yd run (Petrino kick), 2:02
 UMD - Leake 3 yd run (Petrino kick), 3:49
 UMD - McFarland 20 yd run (Petrino, Joseph kick), 0:10

Second Quarter

UMD - Carriere 15 yd pass from Jackson (Petrino kick), 2:28
 UMD - McFarland 6 yd pass from Jackson (Petrino, kick), 2:09

Third Quarter

UMD - Leake 64 yd run (Petrino kick), 1:54

Fourth Quarter

UMD - Fleet-Davis 5 yd run (Petrino kick), 4:06
 UMD - Funk 10 yd run (Petrino kick), 1:40

	SYR	UMD
First Downs	18	29
Rushes-Yards	29-70	45-354
Comp-Att-Int	28-41-1	21-38-1
Passing Yards	330	296
Total Offense Plays-Yards	70-400	83-650
Fumble Returns-Yards	2-1	0-0
Punt Returns-Yards	0-0	5-51-1
Interception Returns-Yards	0-0	1-13
Punts-Average	5-39.2	3-31.7
Fumbles-Lost	2-1	0-0
Penalties-Yards	6-35	5-30
Third-Down Conversions	6-15	11-15
Fourth-Down Conversions	0-3	0-0
Red-Zone Scores-Chances	2-3	8-8
Sacks By-Yards Lost	1-8	4-27
Time of Possession	27:53	32:07

GAME 3

Sept. 14, 2019

#21 Maryland 17, Temple 20

PHILADELPHIA, Pa. -- Temple (2-0) came up with a pair of pivotal red zone stops in the fourth quarter to hand No. 21 Maryland (2-1) its first loss of the season, 20-17, on Saturday afternoon at Lincoln Financial Field.

Owls wide receiver Kenny Yeboah put Temple ahead with a touchdown grab with 7:27 remaining in the game after the Terps had taken a 15-13 lead into the fourth quarter.

Maryland had its chances to regain the lead, twice starting drives inside the Temple 10-yard line with under five minutes remaining.

A DJ Turner career-long 55-yard punt return set the Terps up at the Temple 4-yard line. However, McFarland was stopped on fourth-and-goal with 3:27 left.

Maryland's defense responded, forcing a three-and-out and after Temple's Adam Barry shanked a punt from the end zone, The Terps had the ball back at the Owls 10-yard line.

Quarterback Josh Jackson connected with Turner on a fourth-down pass, but the receiver landed out of bounds. Temple took over and was able to run out the the clock.

McFarland finished the game with 123 yards on 25 carries, recording the fifth 100-yard rushing game of his career. Senior Antoine Brooks Jr. paced the defense with a career-high 13 solo tackles.

The Terps will have a bye week before hosting No. 13/11 Penn State on Friday, September 27 at 8 p.m.

	1ST	2ND	3RD	4TH	-	FINAL
MARYLAND (2-1)	2	0	13	2	-	17
TEMPLE (2-0)	7	0	6	7	-	20

First Quarter

TEM - Wright 29 yd pass from Russo (Mobley kick) 1:17
 UMD - TEAM 8 yd safety

Third Quarter

UMD - McFarland 4 yd run (Inzerillo kick),
 TEM - Blue 79 yd pass from Russo (Russo pass failed)
 UMD - Mabry 17 yd pass from Jackson (Inzerillo kick blocked), 2:37

Fourth Quarter

TEM - Yeboah 7 yd pass from Russo (Mobley kick)
 UMD - TEAM 1 yd safety

	UMD	TEM
First Downs	19	21
Rushes-Yards	46-161	39-150
Comp-Att-Int	16-39-1	20-37-1
Passing Yards	179	277
Total Offense Plays-Yards	85-340	76-427
Fumble Returns-Yards	0-0	3-2
Punt Returns-Yards	9-385	7-224
Interception Returns-Yards	1-0	1-7
Punts-Average	9-42.8	7-32.0
Fumbles-Lost	0-0	3-2
Penalties-Yards	9-88	7-65
Third-Down Conversions	5-21	3-14
Fourth-Down Conversions	1-6	0-3
Red-Zone Scores-Chances	2-6	1-2
Sacks By-Yards Lost	1-6	4-20
Time of Possession	30:27	29:23

GAME4

Sept. 27, 2019

Maryland 0, #12 Penn State 59

COLLEGE PARK, Md. -- The University of Maryland football team dropped its Big Ten opener to No. 12 Penn State, 59-0, on Friday night at Capital One Field at Maryland Stadium.

The game was played in front of 53,228 fans, the sixth largest crowd in Maryland Stadium history and the largest crowd since 2011 when the Terps hosted West Virginia.

Maryland falls to 2-2 overall and 0-1 in Big Ten play, while the Nittany Lions remain undefeated at 4-0 overall and 1-0 in conference play.

Senior Antoine Brooks Jr. led the Terps six solo tackles, two tackles for loss and a pair of pass break-ups. Freshman defensive back Nick Cross recorded the first interception of his career in the game.

Maryland will play its first conference road game of 2019 next Saturday when the Terps travel to Rutgers for a noon kick on BTN.

	1ST	2ND	3RD	4TH	-	FINAL
PENN STATE (3-0)	14	24	7	14	-	59
MARYLAND (2-1)	0	0	0	0	-	0

First Quarter

PSU - Clifford 8 yd run (Pinegar kick), 1 play, 0:04

PSU - Hamler 58 yd pass from Clifford (Pinegar kick) 59 yards, 1:12

Second Quarter

PSU - Slade 3 yd run (Pinegar kick), 11 plays, 4:56

PSU - Bowers 15 yd pass from Clifford (Pinegar kick) 73 yards, 2:21

PSU - Brown 37 yd pass from Clifford (Pinegar kick) 8 plays, 2:40

PSU - Pinegar 21 yd field goal 11 plays, 1:51

Third Quarter

PSU - Brown 1 yd run (Pinegar kick), 6 plays, 2:38

Fourth Quarter

PSU - Levis 5 yd run (Pinegar kick), 5 plays, 3:00

PSU - Levis 8 yd run (Pinegar kick), 7 plays, 4:44

	PSU	UMD
First Downs	30	10
Rushes-Yards	41-198	34-60
Comp-Att-Int	29-40-1	11-24-2
Passing Yards	421	68
Total Offense Plays-Yards	81-619	58-128
Fumble Returns-Yards	0-0	0-0
Punt Returns-Yards	4-30	0-0
Interception Returns-Yards	2-22	1-0
Punts-Average	3-41.0	9-42.8
Fumbles-Lost	1-0	2-1
Penalties-Yards	7-81	9-85
Third-Down Conversions	9-13	4-15
Fourth-Down Conversions	0-0	1-2
Red-Zone Scores-Chances	7-7	0-1
Sacks By-Yards Lost	4-25	0-0
Time of Possession	33:25	26:25

The Last Time ...

Kickoff Returned for TD

Maryland – Javon Leake (97 yards), Illinois, 10-27-18
Opponent – Natrele Jamerson (98 yards), Wisconsin, 11-07-15

Punt Returned for TD

Maryland – DJ Turner (40 yards), Howard, 8-31-19
Opponent – Reggi Hemphill (91 yards), at Texas, 09-02-17

Interception Returned for TD

Maryland – Ravon Davis (37 yards) vs. Ohio State, 11-17-18
Opponent – Brandon Watson (46 yards), at Michigan, 10-06-18

Two Interceptions Returned for TD

Maryland – R. Donohue (25 yards), K. Tate (8 yards), vs. W. Forest, 10-30-10
Opponent – N/A

Fumble Returned for TD

Maryland – Chikzen Okonkwo (0 yards), Ohio State, 11-17-18
Opponent – Max Rosenthal (0 yards), Michigan State, 11-03-18

Recorded a Safety

Maryland – at Temple, 9-14-19 (team safety)
Opponent – Texas, 9-1-18 (team safety)

Blocked a Punt

Maryland – Jesse Aniebonam, Temple, 09-15-19
Opponent – Josh Metellus, Michigan, 11-11-17

Blocked Two Punts

Maryland – L. Williams and N. Peterson vs. Wake Forest, 10-30-10
Opponent – N/A

Blocked Punt Returned for TD

Maryland – Jesse Aniebonam (27 yards), Temple, 09-15-19
Opponent – David Carter (10 yards), W. Virginia, 09-19-98

Blocked a Field Goal

Maryland – Chandler Burkett at Ohio State, 10-07-17
Opponent – Jacob Robinson, Indiana, 10-28-17

Blocked Field Goal Returned for TD

Maryland – Antoine Brooks (71 yds), at Texas, 09-02-17
Opponent – Holton Hill (65 yds), at Texas, 09-02-17

Blocked a PAT

Maryland – Chandler Burkett, Indiana, 10-28-17
Opponent – Antoni Allison, East Carolina, 12-29-10

Player Passed for 6 TDs

Maryland – None
Opponent – Matt Johnson (5, 58, 5, 27, 44, 14), vs BG, 09-12-15

Player Scored 5 TDs

Maryland – Bob Shemonski (22 rush, 26 rush, 82 PR, 4 rush, 8 rush) vs. Va. Tech, 11-07-50
Opponent – Bernard Pierce (1 rush, 9 rush, 4 rush, 44 rush, 13 rush) vs. Temple, 09-24-11

Player Passed for 5 TDs

Maryland – Scott Milanovich (5, 14, 27, 5, 12) vs. NC State, 11-5-94
Opponent – Matt Johnson (5, 58, 5, 27, 44, 14), vs BG, 09-12-15

Player Scored 4 TDs

Maryland – Javon Leake (97 kick ret., 64 rush, 27 rush, 43 rush), Illinois, 10-27-18
Opponent – Bernard Pierce (1 rush, 9 rush, 4 rush, 44 rush, 13 rush) vs. Temple, 09-24-11

Player Scored 4 Rushing TDs

Maryland – D.J. Adams (1, 1, 1, 4) vs. East Carolina, 12-29-10
Opponent – Bernard Pierce (1 rush, 9 rush, 4 rush, 44 rush, 13 rush) vs. Temple, 09-24-11

Player Passed for 4 TDs

Maryland – Josh Jackson (26, 4, 6, 24), vs. Howard, 8-31-19
Opponent – Chris Laviano (6, 6, 7, 1), at Rutgers, 11-28-15

Player Scored 3 TDs

Maryland – Anthony McFarland Jr. (3 rush, 20 rush, 6 rec) vs. Syracuse, 9-7-19
Opponent – Dwayne Haskins (2 rush, 1 rush, 5 rush) vs. OSU, 11-17-18

Player Scored 3 Rushing TDs

Maryland – Javon Leake (64 rush, 27 rush, 43 rush) Illinois, 10-27-18
Opponent – T. Stevens (21 rush, 3 rush, 6 rush), vs. PSU, 11-25-17

Five Players Scored a Rushing TD

Maryland – K. Goins, T. Edmunds, T. Johnson, L. Harrison, T. Pigrome, J. Funk - 6 players, Howard, 09-03-16
Opponent – J. Dobbins, M. Weber, J. Barrett, A. Williams, P. Campbell at Ohio State, 10-07-17

Player Passed for 3 TDs

Maryland – Josh Jackson (7, 15, 6) vs. Syracuse, 9-7-19
Opponent – Sean Clifford (58, 15, 27) vs. Penn State, 9-27-19

Player Scored 3 Receiving TDs

Maryland – Torrey Smith (11, 10, 12, 71) vs NC State, 11-27-10
Opponent – Tavon Austin (44, 24, 34) vs. West Virginia, 09-22-12

Three Players Scored 2 TDs

Maryland – Jermaine Lewis (5 rec, 27 rec), Mancel Johnson (14 rec, 12 rec), Geroy Simon (94 KOR, 5 rec) vs. NC State, 11-05-94
Opponent – Tommy Stevens (21 rush, 3 rush, 6 rush), Saquon Barkley (1 rush, 1 rush), Mike Gesicki (2 rec, 9 rec) vs. PSU, 11-25-17

Two Players Scored 2 TDs

Maryland – Javon Leake (3 rush, 64 rush) & Anthony McFarland Jr. (3 rush, 20 rush, 6 rec) vs. Syracuse, 9-7-19
Opponent – Journey Brown (37 rec, 1 rush), Will Lewis (5 rush, 8 rush) vs. Penn State, 9-27-19

Touchdown Pass By a Non-Quarterback

Maryland – J. Jones, 20-yds to T. Jacobs, vs. Texas, 9-1-18
Opponent – J. Smith, 20-yds to P. Towles, vs. BC, 12-26-16

Player Recorded a Pass, Rush and Rec TD

Maryland – J. Jones vs. Texas, 9-1-18 (collegiate debut)
Opponent -

Player Scored Offensive & Spec. Tms. TD

Maryland – J. Leake, (kick ret. & three rushing TDs) vs. Illinois, 10-27-18
Opponent -

50-Yd. Field Goal

Maryland – Henry Darmstadtter (51 yards), at Minnesota, 09-30-17
Opponent – Andrew Harte (50 yards), at Rutgers, 11-04-17

45-Yd. Field Goal

Maryland – Henry Darmstadtter (45 yards), at Wisconsin, 10-21-17
Opponent – Andrew Harte (50 yards), at Rutgers, 11-04-17

Five Field Goals

Maryland – Dale Castro (45, 29, 18, 32, 42) vs. Mississippi State, 09-22-79
Opponent – Nicholas Setta (51, 32, 18, 46, 24), Notre Dame, 08-31-02

Four Field Goals

Maryland – Joseph Petrino (29, 31, 31, 39) at Indiana, 11-10-18
Opponent – C.McLaughlin (32, 34, 39, 26) vs. Illinois, 10-27-18

Three Field Goals

Maryland – Joseph Petrino (29, 31, 31, 39) at Indiana, 11-10-18
Opponent – C.McLaughlin (32, 34, 39, 26) vs. Illinois, 10-27-18

Three Field Goals 45 Yards or More

Maryland – None
Opponent – Sam Ficken (47, 46, 48), Penn State, 11-01-14

Three Field Goals 40 Yards or More

Maryland – None
Opponent – Sam Ficken (47, 46, 48), Penn State, 11-01-14

Two Field Goals 45 Yards or More

Maryland – Brad Craddock (48, 48) at Indiana, 09-27-14
Opponent – Sam Ficken (47, 46, 48), Penn State, 11-01-14

Two Field Goals 40 Yards or More

Maryland – Brad Craddock (48, 48) at Indiana, 09-27-14
Opponent – Sam Ficken (47, 46, 48), Penn State, 11-01-14

Four Field Goals 30 Yards or More

Maryland – Nick Novak (54, 34, 31, 48) vs. Duke, 10-11-03
Opponent – None

Three Field Goals 30 Yards or More

Maryland – Joseph Petrino (31, 31, 39) at Indiana, 11-10-18
Opponent – C.McLaughlin (32, 34, 39) vs. Illinois, 10-27-18

Two-Point Conversion by Rush

Maryland – Kenneth Goins, Michigan State, 10-22-16
Opponent – Ben Mason, at Michigan, 10-06-18

Two-Point Conversion by Pass

Maryland – Caleb Rowe to Kenneth Goins vs. Purdue, 10-01-16
Opponent – Jack Rudock to Khalid Hill, Michigan, 10-03-15

Missed PAT (kick)

Maryland – Paul Inzerillo, at Temple, 9-14-19
Opponent – David Scully, Georgia Tech, 11-3-12

Defensive Extra-Point

Maryland – A. Nixon (98-yd. PAT return) vs. Boston College, 11-23-13
Opponent – L. Grant (100-yd. Interception return), Duke, 10-26-96

40 Rushing Attempts

Maryland – Charlie Wysocki (50-217) at Duke, 10-25-80
Opponent – Montel Harris (41-142), Boston College, 11-28-09

30 Rushing Attempts

Maryland – Lance Ball (32-109), vs. Boston College, 11-10-07
Opponent – J.K. Dobbins, (37-205) vs. Ohio State, 11-17-18

30 Rushing Attempts in One Half

Maryland – Charlie Wysocki (32) at Duke, 10-25-80

300 Rushing Yards

Maryland – LaMont Jordan (37-306) vs. Virginia, 11-20-99
Opponent – John Leach (46-329), Wake Forest, 11-20-93

200 Rushing Yards

Maryland – Anthony McFarland (21-298), vs. Ohio State, 11-17-18
Opponent – J.K. Dobbins (37-203), vs. Ohio State, 11-17-18

150 Rushing Yards

Maryland – Anthony McFarland (21-298), vs. Ohio State, 11-17-18
Opponent – J.K. Dobbins (37-203), vs. Ohio State, 11-17-18

150 Rushing Yards by a Quarterback

Maryland – Perry Hills (25-170) at Ohio State, 10-10-15

100 Rushing Yards in 1st Half

Maryland – Anthony McFarland (16-253), Ohio State, 11-17-18
Opponent – LJ Scott (21-112) at Michigan State, 11-18-17

100 Rushing Yards by a Quarterback

Maryland – Perry Hills (19-104) at Iowa, 10-31-15
Opponent – Terrel Hunt (23-156), Syracuse, 09-20-14

Three Players with 100 Rushing Yards

Maryland – Richard Jennings (136), Steve Atkins (126) and Jamie Franklin (105) vs. Virginia, 11-22-75
Opponent - D. Redding (130), T. Natee (111), Z. Diamont (104), at Indiana, 10-22-16

90-Yd. TD Run

Maryland – Da'Rel Scott (91) vs. East Carolina, 12-29-10

80-Yd. TD Run

Maryland – Anthony McFarland (81), Ohio State, 11-17-18

Opponent - Connor Heyward (80), Michigan State, 11-03-18

75-Yd. TD Run

Maryland – Javon Leake (64), Syracuse, 9-7-19

Opponent - Connor Heyward (80), Michigan State, 11-03-18

75-Yd. Non-Scoring Run

Maryland – Ty Johnson (76) vs. Purdue 10-01-16

50-Yd. Non-Scoring Run

Maryland – Jake Funk (54), Syracuse, 9-7-19

Opponent – M. Milton (55) vs. UCF, 09-23-17

50-Yd. TD Run

Maryland – Javon Leake (64), Syracuse, 9-7-19

Opponent - Connor Heyward (80), Michigan State, 11-03-18

50 Pass Attempts

Maryland – Danny O'Brien (34-52-3, 289, 1 TD) vs. WVU, 09-17-11

Opponent – S. Buechele (34-52-1, 375, 2 TDs), at Texas, 09-02-17

40 Pass Attempts

Maryland – C.J. Brown (20-43-3) vs. Michigan State, 11-15-14

Opponent – P. Ramsey (31-41-1), Indiana, 10-28-17

35 Pass Attempts

Maryland – Josh Jackson (15-38-1), at Temple, 9-14-19

Opponent – Anthony Russo (20-27-3), at Temple, 9-14-19

40 Pass Completions

Maryland – Scott Milanovich (46-62-1, 380, 1 TD) at Florida St., 11-18-95

30 Pass Completions

Maryland – Danny O'Brien (34-52-3, 289, 1 TD) vs. WVU, 09-17-11

Opponent – P. Ramsey (31-41-1, 278, 3 TDs), Indiana, 10-28-17

25 Pass Completions

Maryland – Danny O'Brien (34-52-3, 289, 1 TD) vs. WVU, 09-17-11

Opponent – Sean Clifford (26-31-1, 398, 3 TD), Penn State, 9-27-19

400 Passing Yards

Maryland – Danny O'Brien (417) vs. NC State, 11-27-10

Opponent – Dwayne Haskins (405), Ohio State, 11-17-18

300 Passing Yards

Maryland – Caleb Rowe (332) vs. Virginia, 10-12-13

Opponent – Sean Clifford (398), Penn State, 9-27-19

250 Yards Passing

Maryland – Josh Jackson (296), Syracuse, 9-7-19

Opponent – Sean Clifford (398), Penn State, 9-27-19

10 Receptions

Maryland – DJ Moore (12-210), vs. N'Western, 10-14-17

Opponent – Whop Philyor (13-127), Indiana, 10-28-17

Two Players with 10 Receptions

Maryland – W. Williams (11-84) and G. Simon (10-80) at SYR, 11-19-94

Opponent – W. Philyor (13-127), L. Tlman (13-91), S. Cobbs (10-138), vs. Indiana, 10-28-17

200 Receiving Yards

Maryland – DJ Moore (12-210), vs. Northwestern, 10-14-17

Opponent – Roger Lewis (15-200), vs. Bowling Green, 09-12-15

100 Receiving Yards

Maryland – Dontay Demus Jr. (3-100-2), Howard, 8-31-19

Opponent – KJ Hamler (6-108-1), Penn State, 9-27-19

Two Players with 100 Receiving Yards

Maryland – S. Diggs (6-112) and D. Long (10-108) at Indiana, 09-27-14

Opponent – T. McLaurin (4-118) & J. Dixon (6-102), Ohio State, 11-17-18

Player w/ 100 Rushing Yds and 100 Receiving Yds

Opponent – Mikell Simpson (Rushing: 16-119; Receiving: 13-152),

Virginia, 10-20-07

Three Players with 100 Receiving Yards

Maryland – J. Kremus (119), M. Johnson (106) and R. Weaver (105) at Wake Forest, 11-20-93

Opponent – J. Grant (8-105), L. Carroo (6-104-2), A. Patton (8-101-2), Rutgers, 11-29-14

90-Yard TD Reception

Maryland – M. Bortenschlager to D.J. Moore (92), at Nebraska, 11-19-16

Opponent – S. Halloran to Troy Stradford (90), Boston College, 10-11-86

80-Yard TD Reception

Maryland – M. Bortenschlager to D.J. Moore (92), at Nebraska, 11-19-16

Opponent – AJ Bush to D. Stampley (84), Illinois, 10-27-18

75-Yard Non-Scoring Reception

Maryland – Caleb Rowe to Brandon Ross (77) vs. Virginia, 10-12-13

Opponent– C. Randolph to Jax Landfried (78), Wake Forest, 12-30-02

75-Yard TD Reception

Maryland – M. Bortenschlager to D.J. Moore (92), at Nebraska, 11-19-16

Opponent – Anthony Russo to Jadan Blue (79), at Temple, 9-14-19

50-Yard Non-Scoring Reception

Maryland – T. Pigrome to D. Jones (60), Ohio State, 11-17-17

Opponent– S. Clifford to N. Bowers (55), Penn State, 9-27-19

50-Yard TD Reception

Maryland – T. Pigrome to D. Demus Jr (62), Howard, 8-31-19

Opponent – Sean Clifford to KJ Hamler (58), Penn State, 9-27-19

Player Recorded 15 or More Tackles

Maryland – Tre Watson (15), at Iowa, 10-22-18

Opponent – Danzel White (15), Towson, 10-01-11

Player Recorded 20 or More Tackles

Maryland – Cole Farrand (23) vs. Clemson, 10-26-13

Opponent – N/A

Player Recorded 3.0 or More Sacks

Maryland – Yannick Ngakoue (3.0) vs. Bowling Green, 09-12-15

Opponent – Jeremiah Attaochu (3.0) vs. Georgia Tech, 11-3-12

Player Recorded 2.0 or More Sacks

Maryland – Keandre Jones (2.0) vs. Syracuse, 9-7-19

Opponent – Ellis Brooks (2.5), Penn State, 9-27-19

Team Gained 300 Rushing Yards

Maryland – vs. Syracuse (354), 9-7-19

Opponent – at Indiana (414), 10-22-16

Team Gained 400 Rushing Yards

Maryland – Illinois (431) vs. Illinois, 10-27-18

Opponent – at Indiana (414), 10-22-16

Team Failed to Gain 100 Rushing Yards

Maryland – Penn State (68), 9-27-19

Opponent – Syracuse (70), 9-7-19

Team Failed to Gain 50 Rushing Yards

Maryland – Michigan State (26), 11-03-18

Opponent – Howard (1), 8-31-19

Team Failed to Gain 25 Rushing Yards

Maryland – at Nebraska (11), 11-19-16

Opponent – Howard (1), 8-31-19

Team Gained 300 Passing Yards

Maryland – Howard (306), 8-31-19

Opponent – Penn State (421), 9-27-19

Team Gained 400 Passing Yards

Maryland – vs. NC State, (417), 11-27-10

Opponent – Penn State (421), 9-27-19

Team Gained 500 Passing Yards

Maryland – None

Opponent – West Virginia (511), 9-13-14

Team Failed to Gain 100 Passing Yards

Maryland – Penn State (68), 9-27-19

Opponent – Howard (67), 8-31-19

Team Failed to Gain 50 Passing Yards

Maryland – at Iowa (47), 10-20-18

Opponent – Rutgers (8), 10-13-18

Team Failed to Gain 10 Passing Yards

Maryland –

Opponent – Rutgers (8), 10-13-18

Team Gained 400 Yards of Total Offense

Maryland – Syracuse (650), 9-7-19

Opponent – Penn State (619), 9-27-19

Team Gained 500 Yards of Total Offense

Maryland – Syracuse (650), 9-7-19

Opponent – Penn State (619), 9-27-19

Team Gained 600 Yards of Total Offense

Maryland – Syracuse (650), 9-7-19

Opponent – Penn State (619), 9-27-19

Team Failed to Gain 200 Yards of Total Offense

Maryland – Penn State (128), 9-27-19

Opponent – Howard (68), 8-31-19

Team Failed to Gain 100 Yards of Total Offense

Maryland – at Ohio State (66), 10-07-17

Opponent – Howard (68), 8-31-19

Scored 50 Points or more

Maryland – Syracuse (63), 9-7-19

Opponent – Penn State (59), 9-27-19

Scored 50 Points or more (Conf. Game)

Maryland – Ohio State (51), 11-17-18

Opponent – Penn State (59), 9-27-19

Came back from a 21-pt deficit

Maryland – at Rutgers, trailed 31-10 in 2Q, 11-28-15

Opponent - Rutgers, trailed 35-10 in 2Q, 11-29-14

Shutout

Maryland – Penn State (0-59), 9-27-19

Opponent – Howard (79-0), 8-31-19

Shutout (Conference Game)

Maryland – Penn State (0-59), 9-27-19

Opponent – Wake Forest (26-0), 10-18-08

Terps Played in an Overtime Game

vs. Ohio State (11-17-18)

All-time record in overtime games, 6-4 (2-1 at home, 4-3 on the road)

Team Scored 28 Points or More In a Qtr

Maryland – Howard (28, 1st & 2nd Qtr.), 8-31-19

Opponent – Bowling Green (28, 4th Qtr.), 09-12-15

Team Scored 21 Points or More In a Qtr

Maryland – Syracuse (21, 1st & 2nd Qtr.), 9-7-19

Opponent – Penn State (24, 2nd Qtr), 9-27-19

A Player Started on Both Sides of the Ball

Maryland – William Likely (CB, WR; at FIU), 09-09-16*

*Likely was also the PR and KR

MARYLAND SINGLE GAME, SEASON & CAREER RECORDS

RUSHING RECORDS

Career Yards

1. LaMont Jordan, 1997-00	4,147
2. Charlie Wysocki, 1978-81	3,317
3. Steve Atkins, 1975-78	2,971
4. Ty Johnson, 2015-18	2,635
5. Brandon Ross, 2012-15	2,543
6. Lance Ball, 2004-07	2,487
7. Bruce Perry, 1999, 2001-03	2,424
8. Rick Badanjek, 1982-85	2,417
9. Davin Meggett, 2008-11	2,411
10. Da'Rel Scott, 2007-10	2,401
11. Louis Carter, 1972-74	2,266
12. Alvin Blount, 1983-86	2,158
13. Willie Joyner, 1980-83	2,140
14. Josh Allen, 2002-03, 2005-06	1,958
15. Billy Lovett, 1966-68	1,913

Season Yards

1. LaMont Jordan (Jr.), 1999	1,632
2. Charlie Wysocki (Jr.), 1980	1,359
3. Steve Atkins (Sr.), 1978	1,261
4. Bruce Perry (So.), 2001	1,242
5. Chris Downs (Sr.), 2002	1,154
6. Charlie Wysocki (So.), 1979	1,140
7. Da'Rel Scott (So.), 2008	1,133
8. Willie Joyner (Jr.), 1982	1,039
9. Anthony McFarland Jr. (Fr.), 2018	1,034
10. Ty Johnson (So.), 2016	1,004
11. Louis Carter (Sr.), 1974	991
12. Billy Lovett (Sr.), 1968	963
13. Brandon Ross (Sr.), 2015	958
14. Art Seymore (So.), 1970	945
15. Josh Allen (So.), 2003	922

Single-Game Yards (200-yd games)

1. LaMont Jordan vs. Virginia, 1999	306
2. Anthony McFarland vs. Ohio State, 2018	298
3. Bruce Perry vs. Wake Forest, 2001	276
4. Josh Allen vs. Virginia, 2003	257
5. Brandon Ross vs. Indiana, 2015	250
6. Willie Joyner vs. No. Carolina, 1982	240
7. Bruce Perry vs. Wake Forest, 2003	237
George Scott vs. Villanova, 1977	237
9. LaMont Jordan vs. Duke, 1999	227
10. Charlie Wysocki vs. Louisville, 1979	222
11. Rick Badanjek vs. Virginia, 1984	217
12. Charlie Wysocki vs. Duke, 1980	216
13. Steve Atkins vs. Syracuse, 1976	215
14. Alvin Blount vs. Clemson, 1984	214
15. Louis Carter vs. Virginia, 1974	213
16. Chris Downs vs. Georgia Tech, 2002	212
17. Anthony McFarland Jr. at Indiana, 2018	210
18. Ty Johnson vs. Purdue, 2016	204
19. Charlie Wysocki vs. Virginia, 1979	202
20. Da'Rel Scott vs. East Carolina, 2010	200

Career Touchdowns

1. Rick Badanjek, 1982-85	44
2. LaMont Jordan, 1997-2000	36
3. Steve Atkins, 1975-78	31
4. Lance Ball, 2004-07	26
Charlie Wysocki, 1978-81	26
6. C.J. Brown, 2011-14	25
Louis Carter, 1972-74	25
8. Josh Allen, 2002-03, 2005-06	21
Ed Modzelewski, 1949-51	21
10. Brandon Ross, 2012-15	19
Keon Lattimore, 2004-07	19
Buddy Rodgers, 1994-97	19
13. Davin Meggett, 2008-11	18
Tommy Neal, 1983-86	18
Ed Vereb, 1953-55	18
Bob Shemonski, 1949-51	18
17. Ty Johnson, 2015-18	17
Da'Rel Scott, 2007-10	17
Bruce Perry, 1999, 2001-2003	17

Season Touchdowns

1. LaMont Jordan (Jr.), 1999	16
2. Rick Badanjek (Jr.), 1984	15
Bob Shemonski (Jr.), 1950	15
4. Louis Carter (Jr.), 1973	14
Ed Vereb (Sr.), 1955	14
6. Keon Lattimore (Sr.), 2007	13
Chris Downs (Sr.), 2002	13
8. C.J. Brown (Sr.), 2013	12
Lance Ball (Sr.), 2007	12
Rick Badanjek (Sr.), 1985	12
11. D.J. Adams (Fr.), 2010	11
LaMont Jordan (Sr.), 2000	11
Charlie Wysocki (Jr.), 1980	11
Ed Modzelewski (Sr.), 1951	11
Lu Gambino (Sr.), 1947	11

Single-Game Touchdowns

1. Bob Shemonski vs. Va. Tech, 1950	5
2. D.J. Adams vs. East Carolina, 2010	4
Chris Downs vs. North Carolina, 2002	4
LaMont Jordan vs. Clemson, 1999	4
Charlie Wysocki vs. Virginia, 1981	4
6. Anthony McFarland Jr. vs. Syracuse, 2019	3
Brandon Ross at Rutgers, 2015	3
Brandon Ross vs. Indiana, 2015	3
C.J. Brown vs. James Madison, 2014	3
C.J. Brown vs. NC State, 2013	3
D.J. Adams vs. Virginia, 2010	3
Lance Ball vs. Georgia Tech, 2007	3
Keon Lattimore vs. Villanova, 2007	3
Chris Downs vs. Georgia Tech, 2002	3
Bruce Perry vs. E. Michigan, 2001	3
LaMont Jordan vs. Middle Tennessee State, 2000	3
LaMont Jordan vs. Western Carolina, 1999	3
Rick Badanjek vs. No. Carolina, 1984	3
Rick Badanjek vs. NC State, 1984	3
John Nash vs. Wake Forest, 1982	3
Steve Atkins vs. Duke, 1978	3
George Scott vs. Villanova, 1977	3
Steve Atkins vs. Duke, 1977	3
Steve Atkins vs. Syracuse, 1977	3
Louis Carter vs. Clemson, 1973	3

Dennis O'Hara vs. Wake Forest, 1969	3
Dennis Condie vs. Virginia, 1960	3
Jim Joyce vs. Virginia, 1959	3
John Forbes vs. Miami, 1958	3

PASSING RECORDS

Career Completions

1. Scott Milanovich, 1992-95	650
2. Chris Turner, 2007-09	547
3. Boomer Esiason, 1981-83	461
4. C.J. Brown, 2011-14	437
5. Sam Hollenbach, 2003-06	417
6. Neil O'Donnell, 1987-89	387
7. Dan Henning, 1985-87	353
8. Brian Cummings, 1994-97	344
9. Danny O'Brien, 2010-11	342
10. Scott McBrien, 2002-03	335
11. Perry Hills, 2012-16	314
12. John Kaleo, 1991-92	305
13. Dick Shiner, 1961-63	287
14. Shaun Hill, 2000-01	270
Scott Zolak, 1988-90	270

Season Completions

1. John Kaleo (Sr.), 1992	286
2. Scott Milanovich (So.), 1993	279
3. Scott Milanovich (Jr.), 1994	229
4. Scott Zolak (Sr.), 1990	225
5. Chris Turner (Jr.), 2008	214
6. Sam Hollenbach (Sr.), 2006	203
7. Shaun Hill (Sr.), 2001	197
8. Dan Henning (Jr.), 1986	196
9. Danny O'Brien (Fr.), 2010	192
Sam Hollenbach (Jr.), 2005	192
11. C.J. Brown (Gr.), 2014	189
12. Chris Turner (Sr.), 2009	180
13. Boomer Esiason (Jr.), 1982	176
14. Scott McBrien (Sr.), 2003	173
15. C.J. Brown (Sr.), 2013	166
Stan Gelbaugh (Sr.), 1985	166

Single-Game Completions

1. Scott Milanovich vs. Florida St., 1995	46
2. Scott Milanovich vs. Wake Forest, 1993	37
3. Scott Milanovich vs. Syracuse, 1994	35
Scott Milanovich vs. W. Virginia, 1993	35
5. Danny O'Brien vs. W. Virginia, 2011	34
Scott Milanovich vs. No. Carolina, 1993	34
7. Danny O'Brien vs. NC State, 2010	33
Chris Turner vs. Boston College, 2008	33
9. Scott Milanovich vs. Wake Forest, 1995	32
Scott Milanovich vs. Virginia, 1994	32
Scott Milanovich vs. NC State, 1994	32
John Kaleo vs. Virginia, 1992	32
13. Danny O'Brien vs. Miami, 2011	31
John Kaleo vs. No. Carolina, 1992	31

MARYLAND SINGLE GAME, SEASON & CAREER RECORDS

Career Yards

1. Scott Milanovich, 1992-95	7,301
2. Chris Turner, 2007-09	6,543
3. Boomer Esiason, 1981-83	6,259
4. C.J. Brown, 2011-14	5,372
5. Scott McBrien, 2002-03	5,169
6. Sam Hollenbach, 2003-06	5,139
7. Neil O'Donnell, 1987-89	4,989
8. Dan Henning, 1985-87	4,560
9. Danny O'Brien, 2010-11	4,086
10. Brian Cummings, 1994-97	4,080
11. Perry Hills, 2012-16	3,887
12. John Kaleo, 1991-92	3,660
13. Stan Gelbaugh, 1981-85	3,659
14. Dick Shiner, 1961-63	3,410
15. Bob Avellini, 1972-74	3,222

Season Yards

1. Scott Milanovich (So.), 1993	3,499
2. John Kaleo (Sr.), 1992	3,392
3. Dan Henning (Jr.), 1986	2,725
4. Scott McBrien (Sr.), 2003	2,672
5. Scott Zolak (Sr.), 1990	2,589
6. Sam Hollenbach (Jr.), 2005	2,539
7. Chris Turner (Jr.), 2008	2,516
8. Scott McBrien (Jr.), 2002	2,497
9. Stan Gelbaugh (Sr.), 1985	2,475
10. Danny O'Brien (Fr.) 2010	2,438
11. Scott Milanovich (Jr.), 1994	2,394
12. Shaun Hill (Sr.), 2001	2,380
13. Sam Hollenbach (Sr.), 2006	2,371
14. Boomer Esiason (Sr.), 1983	2,322
15. Boomer Esiason (Jr.), 1982	2,302
16. C.J. Brown (Sr.), 2013	2,288

Single-Game Yards

1. Scott Milanovich vs. Va. Tech, 1993	498
2. Scott Milanovich vs. W. Virginia, 1993	451
3. John Kaleo vs. Clemson, 1992	418
4. Danny O'Brien vs. NC State, 2010	417
5. Scott Milanovich vs. Wake Forest, 1993	416
6. John Kaleo vs. Pittsburgh, 1992	415
7. Scott Milanovich vs. Duke, 1993	414
8. Scott Milanovich vs. No. Carolina, 1993	405
John Kaleo vs. Wake Forest, 1992	405
10. Scott McBrien vs. WVU (Gator Bowl), 2004	381
11. Scott Milanovich vs. Florida St., 1995	380

Career Touchdowns

1. Scott Milanovich, 1992-95	49
2. Boomer Esiason, 1981-83	42
3. Scott McBrien, 2002-03	34
4. C.J. Brown, 2011-14	33
5. Chris Turner, 2007-09	30
6. Perry Hills, 2012-16	29
Danny O'Brien, 2010-11	29
8. Sam Hollenbach, 2003-06	28
9. Neil O'Donnell, 1987-89	26
10. Dan Henning, 1985-87	24
11. Alan Pastrana, 1965-68	23
12. Brian Cummings, 1994-97	22
Jack Scarbath, 1950-52	22
14. Dick Shiner, 1961-63	21
15. Stan Gelbaugh, 1981-85	20

Season Touchdowns

1. Scott Milanovich (So.), 1993	26
2. Danny O'Brien (Fr.) 2010	22
3. Scott Milanovich (Jr.), 1994	20
4. Scott McBrien (Sr.), 2003	19
5. Boomer Esiason (Jr.), 1982	18
6. John Kaleo (Sr.), 1992	17
Alan Pastrana (Jr.), 1966	17
8. Sam Hollenbach (Sr.), 2006	15
Scott McBrien (Jr.), 2002	15
Dan Henning (Jr.), 1986	15
Stan Gelbaugh (Sr.), 1985	15
Boomer Esiason (Sr.), 1983	15
13. C.J. Brown (Gr.), 2014	13
C.J. Brown (Sr.), 2013	13
Chris Turner (Jr.), 2008	13
Shaun Hill (Sr.), 2001	13
Sam Hollenbach (Jr.), 2005	13

Single-Game Touchdowns

1. Scott Milanovich vs. NC State, 1994	5
Scott Milanovich vs. Wake Forest, 1993	5
Scott Milanovich vs. W. Virginia, 1993	5
Scott Milanovich vs. No. Carolina, 1993	5
John Kaleo vs. Clemson, 1992	5
6. Josh Jackson vs. Howard, 2019	4
Caleb Rowe vs. USF, 2015	4
Danny O'Brien vs. NC State, 2010	4
Danny O'Brien vs. Wake Forest, 2010	4
Joel Statham vs. Duke, 2004	4
Scott McBrien vs. North Carolina, 2003	4
Scott Milanovich vs. Ga. Tech, 1994	4
Scott Milanovich vs. Va. Tech, 1993	4
Mark Manges vs. Villanova, 1975	4

RECEIVING RECORDS

Career Receptions

1. Jermaine Lewis, 1992-95	193
2. Geroy Simon, 1993-96	185
3. Torrey Smith, 2008-10	152
4. Stefon Diggs, 2012-14	150
5. DJ Moore, 2015-17	146
6. Darrius Heyward-Bey, 2006-08	138
7. Frank Wycheck, 1990-92	134
8. Levern Jacobs, 2012-16	130
9. Russ Weaver, 1992-94	120
10. Guilian Gary, 1998-2001	113
11. Azizuddin Abdur-Ra'ooof, 1984-87	108
12. Barry Johnson, 1987-90	106
13. Ferrell Edmunds, 1984-87	101
14. Marcus Badgett, 1989-92	100
Frank Russell, 1972-74	100

Season Receptions

1. DJ Moore (Jr.), 2017	80
2. Geroy Simon (So.), 1994	77
3. Marcus Badgett (Sr.), 1992	75
4. Russ Weaver (Jr.), 1993	69
5. Torrey Smith (Jr.), 2010	67
6. Jermaine Lewis (Sr.), 1995	66
7. Stefon Diggs (Jr.), 2014	62
8. Torrey Smith (So.), 2009	61
9. Frank Wycheck (Fr.), 1990	58
10. Richie Harris (Sr.), 1992	56
11. Stefon Diggs (Fr.), 2012	54
Geroy Simon (Jr.), 1995	54
13. Jermaine Lewis (So.), 1993	52
Dan Prunzik (Sr.), 1992	52
15. Darrius Heyward-Bey (So.), 2007	51
Vernon Davis (Jr.), 2005	51
Allen Williams (Sr.), 1994	51
Greg Hill (Sr.), 1984	51

Single-Game Receptions

1. Geroy Simon vs. Florida St., 1995	16
2. Torrey Smith vs. NC State, 2010	14
Russ Weaver vs. Wake Forest, 1993	14
Frank Wycheck vs. Va. Tech, 1990	14
5. Jermaine Lewis vs. Ga. Tech, 1995	13
6. DJ Moore vs. Northwestern, 2017	12
Frank Wycheck vs. NC State, 1990	12
7. Darrius Heyward-Bey vs. Wake Forest, 2008	11
Jermaine Lewis vs. NC State, 1995	11
Allen Williams vs. Syracuse, 1994	11
Geroy Simon vs. W. Virginia, 1994	11
Marcus Badgett vs. Wake Forest, 1992	11
Marcus Badgett vs. Pittsburgh, 1992	11
John Tice vs. Clemson, 1982	11
Stefon Diggs vs. Boston College, 2012	11

MARYLAND SINGLE GAME, SEASON & CAREER RECORDS

Career Yards

1. Torrey Smith, 2008-10	5,264
2. LaMont Jordan, 1997-2000	4,960
3. Ty Johnson, 2015-18	4,196
4. Stefon Diggs, 2012-14	4,106
5. Jermaine Lewis, 1992-95	3,950
6. Louis Carter, 1972-74	3,704
7. Bren Lowery, 1986-89	3,665
8. Steve Atkins, 1975-78	3,535
9. Charlie Wysocki, 1978-81	3,519
10. Da'Rel Scott, 2007-10	3,509
11. Rick Badanjek, 1982-85	3,406
12. William Likely, 2013-16	3,387
13. Bruce Perry, 1999, 2001-03	3,019
14. Brandon Ross, 2012-15	3,004
15. Steve Suter, 2001-04	2,919

Season Yards

1. Torrey Smith (So.), 2009	2,192
2. Stefon Diggs (Fr.), 2012	1,896
3. LaMont Jordan (Jr.), 1999	1,840
4. Torrey Smith (Jr.), 2010	1,647
5. Bruce Perry (So.), 2001	1,718
6. Steve Suter (So.), 2002	1,702
7. Ty Johnson (Jr.), 2017	1,592
8. Steve Atkins (Sr.), 1978	1,562
9. Louis Carter (Sr.), 1974	1,498
10. Bob Shemonski (Jr.), 1950	1,427
11. Torrey Smith (Fr.), 2008	1,425
12. Charlie Wysocki (Jr.), 1980	1,383
13. Jo Jo Walker (Sr.), 2005	1,350
14. Chris Downs (Sr.), 2002	1,319
15. Bren Lowery (Jr.), 1988	1,315

Single-Game Yardage

1. Marcus Badgett vs. Pittsburgh, 1992	251
2. Jermaine Lewis vs. No. Carolina, 1993	250
3. Torrey Smith vs. NC State, 2010	224
4. James Milling vs. No. Carolina, 1986	220
5. Marcus Badgett vs. Duke, 1992	218
6. DJ Moore vs. Northwestern, 2017	210
7. Jermaine Lewis vs. Duke, 1995	205
8. Jermaine Lewis vs. Ga. Tech, 1995	189
9. Russell Davis vs. Penn State, 1982	188
10. Marcus Badgett vs. Wake Forest, 1992	187

Career Touchdowns

1. Jermaine Lewis, 1992-95	21
2. Torrey Smith, 2008-10	19
3. Greg Hill, 1982-84	18
4. DJ Moore, 2015-17	17
5. Stefon Diggs, 2012-14	14
6. Darrius Heyward-Bey, 2006-08	13
Guilian Gary, 1998-2001	13
8. Gary Collins, 1959-61	12
9. Marcus Badgett, 1989-92	11
Barry Johnson, 1987-90	11
11. Mancel Jonnson, 1993-96	10
Geroy Simon, 1993-96	10
Azizuddin Abdur-Ra'oof, 1984-87	10
Ferrell Edmunds, 1984-87	10
Dan Bungori, 1971-73	10
16. Vernon Davis, 2003-05	9
Vernon Joines, 1985-88	9
Mike Lewis, 1979-82	9

Season Touchdowns

1. Torrey Smith (Jr.), 2010	12
2. Jermaine Lewis (Jr.), 1994	9
Marcus Badgett (Sr.), 1992	9
4. Dan Bungori (So.), 1971	8
DJ Moore (Jr.), 2017	8
6. Guilian Gary (Jr.), 2000	7
Jermaine Lewis (So.), 1993	7
Greg Hill (Jr.), 1983	7
Greg Hill (So.), 1982	7
Billy Van Heusen (Jr.), 1966	7
Darryl Hill (Jr.), 1963	7

Single-Game Touchdowns

1. Torrey Smith vs. NC State, 2010	4
2. Vernon Davis vs. Duke, 2004	3
Guilian Gary vs. Georgia Tech, 2000	3
Jermaine Lewis vs. W. Virginia, 1993	3
James Milling vs. No. Carolina, 1986	3

DEFENSIVE RECORDS

Career Tackles (since 1969)

1. Eric Wilson, 1981-84	481
2. E.J. Henderson, 1999-2002	473
3. Chuck Faucette, 1983-86	466
4. D'Qwell Jackson, 2002-05	447
5. Ratcliff Thomas, 1993-96	424
6. Eric Barton, 1995-98	417
7. Mike Jarmolowich, 1989-92	414
8. Brad Carr, 1974-77	386
9. Scott Saylor, 1987-89	382
10. Alex Wujciak, 2008-10	381
11. Bruce Palmer, 1976-78	351
12. Aaron Thompson, 1998-2001	348
13. Mike Corvino, 1979-82	347
14. Ted Klaube, 1975-77	344
15. Demetrius Hartsfield, 2009-12	338

Season Tackles (since 1969)

1. Neal Olkewicz (Sr.), 1978	188
2. Ted Klaube (Sr.), 1977	186
3. Eric Wilson (Jr.), 1983	178
4. E.J. Henderson (Sr.), 2002	175
5. Harry Walters (Jr.), 1974	173
6. Kevin Walker (Sr.), 1987	172
7. Eric Wilson (Sr.), 1984	160
8. Eric Barton (Sr.), 1998	159
Brian Matera (Sr.), 1979	159
10. Brad Carr (Jr.), 1976	157
11. Mike Jarmolowich (Jr.), 1991	153
12. Chuck Faucette (Sr.), 1986	151
Bruce Palmer (Sr.), 1978	151
14. E.J. Henderson (Jr.), 2001	150
15. Kevin Benson (Sr.), 1975	149

Career TFL (since 1974)

1. E.J. Henderson, 1999-02	62.5
2. Aaron Thompson, 1998-01	45
3. Andre Monroe, 2011-14	38.5
4. Charles Johnson, 1976-78	37
5. Mike Corvino, 1979-82	36
6. Eric Ogbogu, 1994-97	35.5
7. Randy Starks, 2001-03	34.0
8. Yannick Ngakoue, 2013-15	33
9. Shawne Meriman, 2003-04	32.5
10. Al Wallace, 1993-96	32
Joe Vellano, 2009-12	32
12. Delbert Cowsette, 1996-99	31
13. Jermaine Carter, Jr. 2014-17	29
14. Gurnest Brown, 1979-82	27
Demetrius Hartsfield, 2009-12	27

MARYLAND SINGLE GAME, SEASON & CAREER RECORDS

Season TFL (since 1974)

1. E.J. Henderson (Jr.), 2001	28
2. Randy White (Sr.), 1974	24
3. E.J. Henderson (Sr.), 2002	19.5
4. Charles Johnson (Sr.), 1978	18
5. Andre Monroe (Jr.), 2013	17
Shawne Merriman (So.), 2004	17
Aaron Thompson (So.), 1999	17
Kris Jenkins (Sr.), 2000	17
Bruce Palmer (Sr.), 1978	17
10. Jack Bradford (Sr.), 1990	16
Bruce Mesner (Sr.), 1985	16
12. Marcus Whitfield (Sr.), 2013	15.5
13. Yannick Ngakoue (Jr.), 2015	15
Eric Ogbogu (Jr.), 1996	15
Eric Hicks (Jr.), 1996	15
Gurnest Brown (Jr.), 1981	15

Career TFL Yards (since 1974)

1. Andre Monroe, 2011-14	212
2. E.J. Henderson, 1999-2002	207
3. Mike Corvino, 1979-82	206
4. Charles Johnson, 1976-78	205
5. Aaron Thompson, 1998-2001	197
7. Yannick Ngakoue, 2013-pres.	176
6. Shawne Merriman, 2002-03	170
8. James Shaffer, 1976-79	153
9. Gurnest Brown, 1979-82	149
10. Adrian Moten, 2007-10	145

Season TFL Yards (since '74)

1. Randy White (Sr.), 1974	122
2. Charles Johnson (Sr.), 1978	119
3. Marcus Whitfield (Sr.), 2013	109
4. Marlin Van Horn (Jr.), 1978	101
5. Mark Duda (Sr.), 1982	94
6. Andre Monroe (Sr.), 2014	92
7. Mike Corvino (Jr.), 1981	91
8. Jesse Aniebonam (Jr.), 2016	89
9. Shawne Merriman (So.), 2004	87
10. E.J. Henderson (Sr.), 2002	86
Bruce Mesner (Sr.), 1986	86
12. James Shaffer (Sr.), 1979	84
13. Yannick Ngakoue (Jr.), 2015	83
14. Bruce Palmer (Sr.), 1978	81
Yannick Ngakoue (So.), 2014	81

Career Sacks (since 1969)

1. Andre Monroe, 2011-14	25
2. Mike Corvino, 1979-82	24
3. Shawne Merriman, 2002-04	22
4. Yannick Ngakoue, 2013-pres.	21.5
5. Mark Duda, 1979-82	19
Charles Johnson, 1976-78	19
Bruce Palmer, 1976-78	19
8. Eric Ogbogu, 1994-97	18.5
9. E.J. Henderson, 1999-2002	18
Bruce Mesner, 1983-86	18
Gurnest Brown, 1979-82	18
12. Randy Starks, 2001-03	17.5
13. Joe Campbell, 1973-76	17
14. Adrian Moten, 2007-10	15.5

Season Sacks (since 1969)

1. Yannick Ngakoue (Jr.), 2015	13.5
2. Mark Duda (Sr.), 1982	13
Bruce Palmer (Sr.), 1978	13
4. Bruce Mesner (Jr.), 1985	12
Charles Johnson (Sr.), 1978	12
Randy White (Sr.), 1974	12
7. Mike Corvino (Jr.), 1981	11
Marlin Van Horn (Sr.), 1979	11
9. Andre Monroe (Sr.), 2014	10.5
10. Kris Jenkins (Sr.), 2000	10
Jack Bradford (Sr.), 1990	10
Gurnest Brown (Jr.), 1981	10
13. Andre Monroe (Jr.), 2013	9.5
14. Jesse Aniebonam (Jr.), 2016	9.0
Marcus Whitfield (Sr.), 2013	9.0

Season Forced Fumbles (since 1987)

1. Joel Goode, 1987	6
2. Sean Davis, 2015	5
3. Jermaine Carter, Jr., 2017	4
Darin Drakeford, 2011	4
Kenny Tate, 2010	4
Milton Harris, 2005	4
7. Adrian Moten, 2007	3
Moise Fokou, 2007	3
Erin Henderson, 2006	3
Shawne Merriman, 2004	3
E.J. Henderson, 2002	3
Rod Littles, 2001	3
Aaron Thompson, 2000	3
Rod Littles, 2000	3
Eric Barton, 1998	3
Eric Ogbogu, 1998	3
Chad Wiestling, 1992	3
Lubo Zizakovich, 1990	3
Cole Farrand, 2012	3

Career Interceptions

1. Tom Brown, 1960-62	17
2. Lendell Jones, 1980-83	14
3. Bob Sullivan, 1962-63	13
4. A.J. Johnson, 1993-96	12
Bob Smith, 1972-74	12
Bernie Faloney, 1951-53	12
7. Curome Cox, 2000-02	10
Lewis Sanders, 1996-99	10
Howard Eubanks, 1979-82	10
Lloyd Burruss, 1976-80	10
Ralph Lary, 1977-80	10
Ken Schroy, 1972-74	10
13. Tony Jackson, 1997-2001	9
Shawn Forte, 1998-2000	9
Keeta Covington, 1983-86	9
Clarence Baldwin, 1981-83	9
Jim Brechbiel, 1972-75	9
Wally Stalaker, 1967-69	9
Joe Horning, 1951-54	9

Season Interceptions

1. Bob Sullivan (Sr.), 1965	10
2. Tom Brown (Jr.), 1961	8
3. Clarence Baldwin (Sr.), 1983	7
Lendell Jones (Jr.), 1982	7
Ralph Lary (Jr.), 1979	7
Bob Smith (So.), 1972	7
7. William Likely (So.), 2014	6
Tony Jackson (Sr.), 2001	6
Lewis Sanders (Jr.), 1999	6
A.J. Johnson (Jr.), 1995	6
Keeta Covington (Jr.), 1985	6
Larry Marshall (Sr.), 1971	6
Tom Brown (Sr.), 1962	6
Bernie Faloney (Sr.), 1953	6
Joe Horning (Fr.), 1951	6
15. 10 players	5
(last time: Tre Watson (Sr.), 2018)	

Single-Game Interceptions

1. Lendell Jones vs. Duke, 1982	4
---------------------------------	---

Career Interception Return Yards

1. Tom Brown, 1960-62	275
2. Alex Wujciak, 2008-10	238
3. Joe Horning, 1951-54	222
4. Bill McFadden, 1979-82	212
5. Bernie Faloney, 1950-53	207
6. Randall Jones, 1998-2001	177
7. Lloyd Burruss, 1976-80	173
8. William Likely, 2013-16	170
9. Jim LaRue, 1947-49	168
10. Ernie Arizzi, 1961-63	166
11. Ken Schroy, 1972-74	165
12. Frank Tamburello, 1954-55	161
13. Ralph Lary, 1977-80	160
14. Curome Cox, 2000-03	153
15. Joe Petruzzo, 1950-51	143

Season Interception Return Yards

1. William Likely (So.), 2014	170
2. Alex Wujciak (Jr.), 2009	152
3. Joe Horning (Fr.), 1951	147
4. Frank Tamburello (So.), 1954	140
5. Cliff Crosby (Sr.), 1998	133
6. Larry Marshall (Sr.), 1971	131
7. Tom Brown (Sr.), 1962	122
8. Eddie Tomlin (Sr.), 1989	120
9. Shawn Forte (Sr.), 2000	114
10. Bill McFadden (Jr.), 1981	112
11. Dickie Lewis (So.), 1956	111
12. Jim LaRue (Sr.), 1949	103
13. Ralph Lary (Jr.), 1979	102
Joe Petruzzo (So.), 1950	102
15. Cameron Chism (Sr.), 2011	100