



Sept. 5 • Noon • College Park, Md.
Capital One Field at Byrd Stadium
(51,802)
Surface: FieldTurf
Live Stats: umterps.com

Television (ESPNU)

Ryan Ruocco Play-by-Play
 Mike Bellotti Color Analyst

Radio

Maryland Sports Radio Network

Baltimore flagship 101.9 WLIF-FM; Washington, D.C.,
 flagship ESPN 980 AM

Johnny Holliday (37th season) Play-by-Play
 Tim Strachan (20th season) Color Analyst
 Scott McBrien Sideline

Satellite Radio

81 (Sirius), 81 (XM), 81 (SiriusXM)

Looking Ahead

Bowling Green

Date Saturday, Sept. 12, 2015
 Location College Park, Md.
 Stadium Capital One Field at Byrd Stadium (51,802)
 Kickoff Noon
 Series First Meeting
 TV BTN

Coaching Staff

Randy Edsall Head Coach
 Mike Locksley (b) Offensive Coord./Quarterbacks
 Keith Dudzinski (f) Defensive Coord./Inside Linebackers
 Lyndon Johnson (b) Asst. Head Coach/Outside Linebackers
 John Dunn (b) Tight Ends/Recruiting Coordinator
 Keenan McCardell (f) Wide Receivers
 Darrell Perkins (b) Defensive Backs
 Terry Richardson (f) Running Backs
 Greg Studrawa (f) Offensive Line
 Chad Wilt (f) Defensive Line

Graduate Assistants: Colin Bauer, Cody Catalina, A.J.

Reisig and Brock Sickmiller

Key: Booth (b); Field (f)

MARYLAND TERRAPINS



0-0, 0-0 Big Ten

Head Coach: Randy Edsall

Streak: Lost 2*

*Dates back to 2014

RICHMOND SPIDERS



0-0, 0-0 CAA

Head Coach: Danny Rocco

Streak: Lost 1*

*Dates back to 2014

WHAT'S INSIDE: Series Notes • Page 3 • Depth Chart • Page 8 • 2014 Statistics • Page 27

OPENING DRIVE

Setting The Stage

Maryland opens its 123rd season of football and its second season as a member of the Big Ten Conference with a noon kickoff against Richmond Saturday at Capital One Field at Byrd Stadium. The Terps hold a 12-5-1 all-time advantage against the Spiders in a series that dates back to 1907.

By The Numbers

4

Randy Edsall is 4-0 all-time in season-openers during his time at Maryland. Overall, he is 11-5 in season openers as a head coach and has won 11 of his last 12.

5

Maryland has won five straight season-openers and 10 of its last 11. The Terps' lone loss during that span came at 12th-ranked California in the 2009 season.

10

Maryland has won 11 straight season openers at Capital One Field at Byrd Stadium. The Terps last lost a home opener against Ohio on Sept. 6, 1997.

33

Under **Randy Edsall**, Maryland has averaged over 33 points (33.5) per game in its previous four season-openers. Last season, the Terps opened with a 52-7 win over James Madison - their highest point total in a season-opener since 1951, when they defeated Washington & Lee, 54-14.

38

Maryland and Richmond are set to meet for the first time since 1977, a span of 38 years. The series began in 1907, when the Spiders defeated the Terps, 11-5.

76

Maryland is 76-44-2 all-time in season-openers, including victories in five straight and 10 of its last 11 season-openers.

umterps.com

MarylandPride.com



/marylandterrapinsofficialpage
 /MarylandFootball



@umterps
 @MarylandPride
 @RandyEdsall



/marylandathletics
 /MarylandPrideFB



/marylandterrapins
 /marylandpride

Maryland Schedule

Date	Opponent	Result/Time	TV	Series
Sept. 5	Richmond	Noon	ESPNU	Maryland leads 12-5-1
Sept. 12	Bowling Green	Noon	BTN	First all-time meeting
Sept. 19	USF	Noon	ESPNNews	Maryland leads 1-0
Sept. 26	@ West Virginia	TBA	TBA	West Virginia leads 22-27-2
Oct. 3	Michigan*	8:00 p.m.	TBA	Michigan leads 3-1
Oct. 10	@ Ohio State*	Noon	TBA	Ohio State leads 1-0
Oct. 24	Penn State*#	TBA	TBA	Penn State leads 35-2-1
Oct. 31	@ Iowa*	TBA	TBA	Maryland leads 1-0
Nov. 7	Wisconsin*	3:30 p.m.	TBA	Wisconsin leads 1-0
Nov. 14	@ Michigan State*	TBA	TBA	Michigan State leads 5-1
Nov. 21	Indiana*	TBA	TBA	Indiana leads 2-1
Nov. 28	Rutgers*	TBA	TBA	Series tied 5-5

#M&T Bank Stadium; All times Eastern; *Big Ten game

GAME 1: MARYLAND vs. RICHMOND

MONDAY	TUESDAY	WEDNESDAY	THURSDAY	FRIDAY	SATURDAY	SUNDAY
OFF	Randy Edsall Press Conference - Noon (Press Box) Player Availability - 12:30 p.m. (Press Box) Randy Edsall Big Ten Coaches Teleconference - 1:12 p.m. (Contact Dustin Semonavick for call-in information) Practice (Closed to Media)	Coord. Availability 11:45 a.m./Noon (Press Box) Player Availability - 12:15 p.m. (Press Box) Practice (Closed to Media) Randy Edsall Radio Show - 7 p.m. (Buffalo Wild Wings College Park)	Practice (Closed to Media)	Walk-Thru (Closed to Media)	Game 1 Maryland vs. Richmond - Noon p.m. (ESPN)	Randy Edsall Teleconference - 4 p.m. (Contact Dustin Semonavick for phone number and access code) Practice (Closed to Media)

Maryland Media Relations

Dustin Semonavick (Primary)

Assistant AD/Football Communications

Emaildustin@umd.edu
 Phone301-314-7065 (O)
757-544-8393 (C)

Sean Ellenby (Secondary)

Assistant Director, Athletics Media Relations

Emailmbertram@umd.edu
 Phone301-314-8093 (O)
410-409-4734 (C)

Zack Bolno

Sr. Associate AD/Strategic Communications & Media Relations

Emailzbolno@umd.edu
 Phone301-314-1482 (O)

Important Telephone Numbers

Media Relations Office301-314-7064
 Capital One Field at Byrd Stad. Press Box301-405-7810
 Football Office301-314-7095
 Media Relations Fax301-314-9094

Interviews

Media interviews with all Maryland players and coaches must be arranged through the Maryland Media Relations Department. Contact **Dustin Semonavick**, assistant athletics director/football communications, at dustin@umd.edu or at 301-314-7065 to arrange interviews with head coach Randy Edsall and Maryland players. Members of the media may also contact **Sean Ellenby**, assistant director of media relations, at sellenby@umd.edu or at 301-314-8093 to arrange player interviews.

MEDIA GUIDELINES

Season Practice Policy

Practices, which are normally scheduled for Sunday, Tuesday, Wednesday and Thursday, are closed to the media and public. Friday walk-throughs (home and away) are also closed. Contact Dustin Semonavick for photo and B-roll requests.

Postgame Media Availability

At home, Edsall will address the media in Glazer Auditorium of the Gossett Football Team House. Players will follow Edsall. On the road, Edsall and players will address the media at a designated location. The locker room is closed and interviews are not permitted on the field at the conclusion of any game.

2014 Big Ten Football Coaches Teleconference (Eastern Time)

Pat Fitzgerald, Northwestern	Noon
Jim Harbaugh, Michigan	12:08 p.m.
Paul Chryst, Wisconsin	12:16 p.m.
Mike Riley, Nebraska	12:24 p.m.
Mark Dantonio, Michigan State	12:32 p.m.
Kirk Ferentz, Iowa	12:40 p.m.
Jerry Kill, Minnesota	12:48 p.m.
Kyle Flood, Rutgers	12:56 p.m.
Tim Beckman, Illinois	1:04 p.m.
Randy Edsall, Maryland	1:12 p.m.
Darrell Hazell, Purdue	1:20 p.m.
James Franklin, Penn State	1:28 p.m.
Urban Meyer, Ohio State	1:36 p.m.
Kevin Wilson, Indiana	1:44 p.m.

Parking for Media Availability

Parking will be available on the concourse of Capital One Field at Byrd Stadium. Enter at Gate E, which is located on the North side of Byrd Stadium on Stadium Drive. Turn left and park against the brick walls. The press box in Tyser Tower may be accessed by utilizing elevator 1 on the concourse. The press box is located on the fifth floor.

Credentials

Single-game credential requests should be submitted to Dustin Semonavick (dustin@umd.edu) at least one week prior to the home date. Requests should be submitted at http://www.sportssystems.com/clients/maryland. For outlets requesting overnight delivery of credentials, please supply the Maryland Media Relations Department with a FedEx account number.

Social Media

Twitter fan feeds for the athletic department (@umterps), the football program (@MarylandPride) and head coach Randy Edsall (@RandyEdsall) are available. Our Facebook home is located at http://www.facebook.com/marylandterrapinsofficialpage along with the football program at http://www.facebook.com/MarylandPride. On Instagram, you can follow Maryland athletics (/marylandterrapins) and the football program (/MarylandPride) with content also available on YouTube for the athletics department (/marylandathletics) and the football team (/MarylandPrideFB).

collegepressbox.com

Collegepressbox.com is the official media website for NCAA FBS football. Access and download weekly game notes, quotes, statistics, media guides, headshots, logos and more for each conference and its member schools. Login information will be distributed to accredited media or you can apply for a password by sending an e-mail to: password@collegepressbox.com.

RICHMOND: AT A GLANCE

2015 SCHEDULE

Sept. 5	@ Maryland	Noon
Sept. 12	@ Hampton	6 p.m.
Sept. 19	VMI	6 p.m.
Oct. 3	Maine	3:30 p.m.
Oct. 10	Elon	3:30 p.m.
Oct. 17	@ Rhode Island	Noon
Oct. 24	@ James Madison	3:30 p.m.
Oct. 31	UAlbany	3:30 p.m.
Nov. 7	@ New Hampshire	3 p.m.
Nov. 14	@ Villanova	3:30 p.m.
Nov. 21	William & Mary	Noon

2014 RETURNING STATISTICAL LEADERS

Rushing	No.	Yds.	Avg.	Lg.	TD
Seth Fisher	170	777	4.6	42	12
Jacobi Green	123	634	5.2	55	4

Passing	C-A-I	Pct.	Yds.	Lg.	TD
David Broadus	2-5-0	40.0%	32	22	0

Receiving	No.	Yds.	Avg.	Lg.	TD
Reggie Diggs	85	1157	13.6	51	7
Brian Brown	79	1089	13.8	76	4

Defense	U-A	Total	Sacks	TFL
Omar Howard	37-55	92	3.0	6.0
Ayo Ogunniyi	38-17	55	0	1.5

RECORD: 9-5, 5-3 CAA*

Home: 5-2; Away: 4-2; Neutral: 0-1

* 2014 Record



- After a 6-6 2013 campaign, the Spiders won nine games in 2014 and defeated a pair of top-25 FCS teams.
- Richmond was ranked as high as 8th in the national polls in 2014, and finished 16th overall among FCS teams.
- After defeating Morgan State in the first round of the FCS playoffs, the Spiders' season ended in the second round with a 36-15 defeat against Coastal Carolina.
- Although it lost a pair of quarterbacks that passed for better than 1,400 yards in 2014, Richmond returns firepower at running back and wide receiver. The Spiders return their top-two players at both positions.
- Richmond's receiving corps is led by Reggie Diggs and Brian Brown, who combined for 2,246 receiving yards and 11 touchdowns in 2014. The running backs are just as formidable, led by Seth Fisher (777 yds/12 TDs) and Jacobi Green (634 yds/4 TDs).
- Head coach Danny Rocco is in his fourth season at the helm for Richmond after leading the Spiders to the FCS playoffs for the first time in four years. He is a 1984 graduate of Wake Forest.

SERIES HISTORY:

Maryland vs. Richmond

Maryland leads 12-5-1

Home: 7-2-1 / Away: 5-3

Neutral: 0-0

First Meeting: Oct. 5, 1907 / Away / L, 5-11

Last Meeting: Nov. 12, 1977 / Away / W, 27-24

Most points scored vs. Richmond:

Home: 46 (46-0 win on Oct. 15, 1912)

Away: 27 (27-24 win on Nov. 12, 1977)

Most points given up vs. Richmond:

Home: 37 (37-7 loss on Oct. 4, 1946)

Away: 24 (27-24 win on Nov. 12, 1977)

Number of Shutouts:

Maryland: 8 Richmond: 3

Largest Margin of Victory:

(46) 46-0 on Oct. 15, 1912

Largest Margin of Defeat:

(30) 37-7 on Oct. 4, 1946

ALL-TIME HISTORY

Year	Site		Final
1977	Richmond	W	27-24
1976	College Park	W	31-7
1948	Richmond	W	19-0
1947	College Park	W	18-6
1946	College Park	L	7-37
1945	Richmond	W	21-0
1938	College Park	L	6-19
1936	Richmond	W	12-0
1924	College Park	W	38-0
1923	College Park	W	23-0
1922	College Park	T	0-0
1913	College Park	W	45-0
1912	College Park	W	46-0
1911	College Park	W	12-0
1910	Richmond	W	22-0
1909	Richmond	L	0-12
1908	Richmond	L	0-22
1907	Richmond	L	5-11

TALE OF THE TAPE

MD	CATEGORY	Richmond
28.5	Scoring Offense	31.1
30.2	Scoring Defense	25.4
121.8	Rushing Offense	147.1
220.2	Passing Offense	313.8
342.1	Total Offense	460.9
201.9	Rushing Defense	143.2
234.3	Passing Defense	209.1
436.2	Total Defense	352.3

*2014 Stats

RETURNING LEADERS COMPARISON

CATEGORY	MD	Richmond
Touchdowns	W. Brown (6)	S. Fisher (12)
Passing Yards	C. Rowe (489)	N/A
Passing Eff.	P. Hills (155.2)	N/A
Rushing Yards	B. Ross (419)	S. Fisher (777)
Receiving Yards	A. Etta-Tawo (222)	R. Diggs (1157)
Receptions	W. Brown (21)	R. Diggs (85)
Tackles	S. Davis (115)	O. Howard (92)
Sacks	Ngakoue (6.0)	O. Howard (3.0)
Interceptions	Likely (6)	Ogunniyi (3)
Punting Avg.	N/A	Helkowski (38.3)
Punt Return Avg.	Likely (11.2)	D. Miller (3.4)
Kickoff Return Avg.	Likely (31.0)	J. Hamlin (22.3)
Kicking	Craddock (18/19)	Yoder (19/27)

MARYLAND-RICHMOND CONNECTIONS

- Maryland head coach **Randy Edsall** and Richmond head coach Danny Rocco were on the same staff at Boston College from 1991-93. Current NY Giants head coach Tom Coughlin was the Eagles' head coach at the time.
- Maryland junior defensive lineman, **Cavon Walker**, and Richmond redshirt junior linebacker Selton Hodge both attended Friendship Collegiate Academy in Washington, D.C. Maryland redshirt freshman, **Derwin Gray**, and freshman, **Quarvez Boulware**, both attended Friendship Collegiate, as well.
- Maryland offensive lineman, **Derwin Gray**, and Richmond running back, Jeremiah Hamlin, played together at Fork Union Military Academy in 2013.
- Maryland sophomore linebacker, **Jermaine Carter**, and Richmond sophomore defensive back, Jarriel Jordan, both hail from Fort Washington, Md.
- Maryland sophomore defensive back, **Antwaine Carter**, and Richmond senior defensive back, Ayo Ogunniyi, both attended Westlake High School in Waldorf, Md.
- Maryland freshman defensive lineman, **Adam McLean**, and Richmond junior linebacker, Kieran Gregory, both attended Quince Orchard High School.
- Richmond has eight players from the state of Maryland. The Terps boast four players from the state of Virginia.

ON THE OFFENSE

Offensive Starters
Returning/Lost

Starters Returning (6)

OL Ryan Doyle Sr.-2V 6-4, 307
 • Started 10 games at right tackle in 2014. Helped Maryland eclipse 400 total yards of offense five times.

OL Michael Dunn Jr.-2V 6-5, 306
 • Started all 13 games in 2014, including 11 at left tackle and two at right tackle. Helped Maryland eclipse 400 total yards of offense five times.

WR Amba Etta-Tawo Jr.-2V 6-1, 204
 • Averaged a team-best 22.7 yards per reception in 2014, including a career-long 71-yard touchdown catch against Rutgers (11/29/14).

FB Kenneth Goins Jr.-2V 5-9, 230
 • Appeared in all 13 games with four starts in 2014. Posted a career-high 31 rush yards and caught a touchdown pass against James Madison (8/30/14).

RB Brandon Ross Sr.-3V 5-10, 205
 • Had 419 yards rushing and four touchdowns on 77 carries in 2014, averaging 4.9 yards per carry. Recorded his fifth career 100-yard rushing game against Rutgers (11/29/14) with 108 yards on the ground.

OL Andrew Zeller Sr.-3V 6-4, 315
 • Started all 13 games at right guard in 2014. Helped Maryland eclipse 400 total yards of offense five times.

Starters Lost (5)

QB C.J. Brown 3V 6-3, 218
 • Started all 13 games in 2014 and 28 in his career, passing for 2288 yards and rushing for a team-high 539 yards. Accounted for 21 touchdowns.

OL Sal Conaboy 4V 6-3, 295
 • Started all 13 games at center in 2014, and started 34 career games on the offensive line for the Terps.

OL Silvano Altamirano 4V 6-3, 295
 • Started all 13 games at left guard in 2014.

WR Stefon Diggs 3V 6-0, 190
 • Earned Second Team All-Big Ten in 2014 after catching 62 passes for 792 yards and five touchdowns.

WR Deon Long 2V 6-0, 185
 • Started all 13 games, catching 51 passes for 575 yards and two touchdowns.

By The Numbers

3

Quarterbacks that competed for the starting job throughout preseason camp: Senior **Daxx Garman** and juniors **Caleb Rowe** and **Perry Hills**. All three have won a game at the FBS level. Ultimately Hills was given the starting nod.

4.1

Average yards per carry in 2014 between the running back tandem of **Brandon Ross** and **Wes Brown**. Ross garnered 4.9 yards per rush, while Brown averaged 3.5 as the primary goal line back.

5

Career 100-yard rushing performances for senior running back **Brandon Ross**, who leads all active Maryland running backs in the category. Ross' most recent 100-yard game came on Nov. 29, 2014 against Rutgers, as he rushed for a season-high 108 yards.

10

Number of rushing touchdowns posted by the Maryland running back tandem of **Wes Brown** and **Brandon Ross** in 2014: (W. Brown 6, Ross 4).

10.3

Fullback **Kenneth Goins** averaged 10.3 yards per carry for career-high 31 yards in the 2014 season-opener against James Madison in 2014.

32.9

The Maryland offense averaged 32.9 points in the friendly confines of Capital One Field at Byrd Stadium in 2014, including four games in which it scored at least 31 points.

56

The Terps return a talented receiving corps that has combined to play in 56 games: **Etta-Tawo** (24), **Culmer** (20), **L. Jacobs** (12).

133

The career passing efficiency of quarterback **Perry Hills**, who appeared in three games as a redshirt sophomore in 2014. He started seven games as a true freshman in 2012, passing for 1,336 yards and eight touchdowns.

370

Running back **Brandon Ross** ranked third on the team with 631 all purpose yards in 2014, totaling 419 yards on the ground and 212 receiving yards.

ON THE DEFENSE

By The Numbers

2

Defensive back **William Likely** took two of his six interceptions back for touchdowns in 2014. His two interception returns for touchdowns tied for first amongst FBS teams. In addition, Likely has already tied the career record at Maryland through two seasons in INTs returned for touchdowns.

3

Maryland returns three of its top-five tacklers from a season ago, including **Sean Davis** (115), **William Likely** (83) and **Anthony Nixon** (62).

6

At Michigan (11/22/14), defensive back **William Likely** picked off his sixth pass of the 2014 season. That total tied for the Big Ten lead and tied for eighth in the FBS. He returned his six interceptions for 170 yards, a single-season school record and the third-highest total nationally.

8.8

Number of tackles per game garnered by defensive back **Sean Davis** in 2014, who finished the season with 115 overall. The total ranked fourth nationally and first in the Big Ten among defensive backs.

13

Fumble recoveries for the Maryland defense in 2014. It was the third-highest total in the Big Ten and tied for the 18th-highest total in the FBS. Maryland's 13 fumble recoveries was the highest single-season total for a Terrapin unit since the 2000 season (14).

13.5

Linebacker **Yannick Ngakoue** was second on the team with 13.5 tackles for loss in 2014. He was narrowly edged out in the final game of the season by the program's all-time sack's leader, Andre Monroe (14.0)

32

The total number of sacks for the Maryland defense in 2014, which tied for the 36th-highest total in the FBS. It was the first time since the 2002-03 seasons that Maryland totaled 30 or more sacks in back-to-back seasons.

62

The number of tackles for defensive back **Anthony Nixon** in 2014 - a career-high. The then-junior posted eight tackles in the bowl game against Stanford (12/30/14) to best his previous season-high of 60 as a sophomore.

115

The number of tackles for defensive back **Sean Davis** in 2014 - just three behind leading tackler Cole Farrand. He totaled a team-best 102 in 2013, when he became the first Maryland defensive back to lead the team in tackles in school history.

Defensive Starters
Returning/Lost

Starters Returning (4)

DB Sean Davis Sr-3V 6-1, 200
• Ranked second on the team in tackles with 115, which ranked fourth nationally and first in the Big Ten among DB's. Earned Honorable Mention All-Big Ten from the media.

CB William Likely Jr.-2V 5-7, 175
• A First Team All-Big Ten selection by the coaches and media. Tied for the Big Ten lead in interceptions (6) and led conference with 170 interception return yards (Maryland record) in 2014.

DL Yannick Ngakoue Jr.-2V 6-3, 285
• Earned Honorable Mention All-Big Ten from the media in 2014. Second on the team with 13.5 tackles for loss and second on the team with 6.0 sacks.

DB Anthony Nixon Jr.-2V 6-1, 200
• Had career-high 62 tackles in addition to one interception in 2014. Totaled seven tackles at Michigan and blocked a punt against Syracuse.

Starters Lost (7)

DL Keith Bowers 4V 6-3, 245
• Totaled 40 tackles and 6.0 tackles for loss in 2014. Started 30 career games at Maryland.

LB Cole Farrand 4V 6-3, 245
• Led Maryland in 2014 with 118 tackles, starting 29 games during his career.

LB L.A. Goree 4V 6-2, 245
• Third on team with 98 tackles in 2014; started 31 games during his career.

DB Jeremiah Johnson 3V 5-11, 193
• Started 20 games during career. Had 43 tackles and an interception in 2014.

DL Darius Kilgo 3V 6-3, 310
• Started team-high 35 games for Terps. Posted eight tackles for loss and two sacks in 2014.

DL Andre Monroe 3V 5-11, 282
• Led team with 14 tackles for loss and 10.5 sacks in 2014. Finished career as program's all-time sack leader.

LB Matt Robinson 4V 6-3, 245
• Started seven games in 2014, totaling 34 tackles. Started 25 games throughout career.



A Likely Story

Junior cornerback **William Likely** proved his breakout freshman season in College Park was no fluke after piecing together one of the most spectacular seasons in Maryland history from a defensive back and return man in 2014. Despite his physical stature at 5'7", Likely is one of the most explosive players in Division I football. Said Randy Edsall, "He might be 5'7", but he plays like he's 6'4".

- Likely currently holds at least a share of six Maryland program records, and has gained preseason national recognition from a bevy of media outlets across the nation.
- He is a member of four watch lists: Bednarik, Hornung, Thorpe and Nagurski.
- Likely tied for the Big Ten lead in interceptions (6) in 2014, leading the conference and setting a program record with 170 interception return yards. Two of his interceptions were returned for touchdowns - tied for the most in FBS.
- Likely tied the Maryland record with a 100-yard kick return against Stanford in the Foster Farms Bowl last season in Santa Clara, Calif.
- The Belle Glade, Fla., native is poised to make a major jump on the Maryland career kickoff return yards list, needing just 295 yards to jump into second all-time. Torrey Smith is the career leader with an astounding 2893 yards.

In Maryland History...

Kickoff Returns

Kickoff Return Yards - Career

1. Torrey Smith, 2008-10	2893
2. Keeta Covington, 1983-86	1520
3. Larry Marshall, 1969-71	1507
4. Stefon Diggs, 2012-14	1472
5. Steve Suter, 2001-04	1259
6. William Likely, 2013-pres.	1225

Kickoff Return Yards - Game

1. William Likely vs. Mich. State, 2014	228
2. Torrey Smith vs. NC State, 2009	204
3. Torrey Smith vs. Wake Forest, 2009	194
4. Torrey Smith vs. California, 2009	187
5. Allen Williams vs. Penn State, 1993	182

Kickoff Return Yard Avg. - Season

1. William Likely (So.), 2014	31.00
John Schultz (Sr.), 1975	31.00
3. Stefon Diggs (Fr.), 2012	28.52
4. Josh Wilson (Sr.), 2006	27.30
5. Lewis Sanders (Jr.), 1999	26.78

Yards per Kickoff Return - Career

1. William Likely, 2013-pres.	27.84
2. Tom Brown, 1960-62	26.24
3. Stefon Diggs, 2012-14	25.82
4. Tom Quander, 1981-82	25.50
5. Bob Shemonski, 1949-51	24.81

Punt Returns

Punt Returns for TD - Career

1. Steve Suter, 2001-04	6
2. Bob Smith, 1972-74	3
3. William Likely, 2013-pres.	2
Tony Logan, 2008-11	2
Jermaine Lewis, 1992-95	2
Ronnie Waller, 1951-54	2

Interceptions

Interception Return Yards - Season

1. William Likely (So.), 2014	170
2. Alex Wujciak (Jr.), 2009	152
3. Joe Horning (Fr.), 1951	147
4. Frank Tamburello (So.), 1954	140
5. Cliff Crosby (Sr.), 1998	133

Interception Returns for TD - Career

1. William Likely, 2013-pres.	2
A.J. Hendy, 2011-pres.	2
Tied with five others, including Domonique Foxworth (2001-04)	

Preseason Honors

Brad Craddock, K

Lou Groza Award Watch List

Second Team All-American	Sports Illustrated
Second Team All-American	Athlon Sports
Second Team All-American	Phil Steele
Second Team All-American	Sporting News
First Team All-Big Ten	ESPN
First Team All-Big Ten	Phil Steele
First Team All-Big Ten	Athlon Sports

Sean Davis, CB

Second Team All-Big Ten Defense	Phil Steele
---------------------------------	-------------

William Likely, DB

Nagurski Trophy Watch List

Bednarik Award Watch List

Hornung Award Watch List

Thorpe Award Watch List

Third Team All-American Defense	Athlon Sports
First Team All-Big Ten Defense	Phil Steele
First Team All-Big Ten Defense	Athlon Sports
First Team All-Big Ten Defense	ESPN
Third Team All-Big Ten KR	Phil Steele
Third Team All-Big Ten PR	Athlon Sports
Fourth Team All-Big Ten PR	Phil Steele
Fourth Team All-Big Ten KR	Athlon Sports

Yannick Ngakoue, LB

Butkus Award Watch List

Second Team All-Big Ten Defense	Athlon Sports
Fourth Team All-Big Ten Defense	Phil Steele

Andrew Zeller, OL

Fourth Team All-Big Ten Offense	Phil Steele
---------------------------------	-------------

Special Teams Starters

Returning/Lost...

Starters Returning (4)

PK Brad Craddock Sr.-3V 6-0, 189

- Lou Groza Award winner, FWAA First Team All-American and Big Ten Kicker of the Year. Made 18-of-19 field goals and all 41 PAT's.

KR/PR William Likely Jr.-2V 5-7, 175

- Averaged 11.2 yards per punt return and 31.0 yards per kick return. Set a Maryland record with a 100-yard kickoff return against Stanford in the Foster Farms Bowl.

LS Christian Carpenter Jr.-2V 5-11, 211

- Started nine games at long snapper in 2014.

Starters Lost (1)

P Nathan Renfro 3V 6-1, 205

- Averaged 41.5 yards per punt in 2014.

2015 SCORING DRIVES

Maryland 2015 Scoring Drives

Opp.	Plays	Yards	TOP	Result	Qrt.	Time	Scoring Play	QB
------	-------	-------	-----	--------	------	------	--------------	----

2015 Game Honors

Game Captains

Opp.	Offense	Defense	Special Teams
RICH			

Game Balls

Opp.	Offense	Defense	Special Teams
RICH			

Flag Bearers

Opp.	American	Maryland
RICH		

Scout Team Players of the Week

Opp.	Offense	Defense	Special Teams
RICH			

DEPTH CHART

(as of August 28, 2015)

OFFENSE

WR	84	Amba Etta-Tawo	6-1	200	Jr.-2V
	1	D.J. Moore	5-11	205	Fr.-HS
WR	8	Levern Jacobs	5-11	188	RJr.-2V
	13	DeAndre Lane	5-7	175	Jr.-SQ
WR	83	Malcolm Culmer	5-11	185	Jr.-2V
or	12	Taivon Jacobs	5-9	160	So.-SQ
TE	48	Derrick Hayward	6-5	240	So.-1V
	88	P.J. Gallo	6-2	250	Jr.-2V
T	76	Michael Dunn	6-5	300	Jr.-2V
	77	Will McClain	6-5	305	Fr.-HS
G	63	Mike Minter	6-3	305	So.-SQ
	60	Stephen Grommer	6-4	309	Sr.-SQ
C	50	Evan Mulrooney	6-3	300	Sr.-2V
	64	Brendan Moore	6-3	295	Fr.-RS
G	66	Andrew Zeller	6-5	316	Sr.-3V
	79	Maurice Shelton	6-3	304	Jr.-SQ
T	55	Ryan Doyle	6-4	307	Sr.-2V
	58	Damian Prince	6-3	328	Fr.-RS
RB	45	Brandon Ross	5-10	210	Sr.-3V
	5	Wes Brown	6-0	210	Jr.-1V
FB	30	Kenneth Goins, Jr.	5-9	233	Jr.-2V
	2 (d)	Shane Cockerille	6-2	235	So.-RS
QB	11 (d)	Perry Hills	6-2	215	Jr.-1V
	7 (d)	Caleb Rowe	6-1	205	RJr.-2V

SPECIALISTS

K	15	Brad Craddock	6-1	195	Sr.-3V
	3 (d)	Adam Greene	5-11	185	So.-RS
P	95 (d)	Nicolas Pritchard	5-10	220	Fr.-HS
	38 (d)	Lee Shrader	6-1	215	RFr.-RS
LS	56 (d)	Nate Adams	6-1	216	So.-1V
	59 (d)	Christian Carpenter	5-11	217	Jr.-2V
SS	59 (d)	Christian Carpenter	5-11	217	Jr.-2V
	56 (d)	Nate Adams	6-1	216	So.-1V

DEFENSE

END	90	Roman Braglio	6-2	265	Jr.-2V
	41	Jesse Aniebonam	6-4	248	So.-1V
DT	67	David Shaw	6-4	307	So.-1V
	95 (d)	Azubuike Ukandu	6-0	306	Jr.-SQ
DT	99	Quinton Jefferson	6-3	289	RJr.-2V
	57	Kingsley Opara	6-3	305	So.-SQ
END	7 (d)	Yannick Ngakoue	6-2	255	Jr.-2V
	96	Brent Kulka	6-4	256	Fr.-RS
SAM	43	Jalen Brooks	6-1	232	So.-1V
	37	Avery Thompson	6-2	228	Sr.-3V
MIKE	23	Jermaine Carter, Jr.	6-0	240	So.-1V
	9	Tyler Burke	6-3	245	Fr.-RS
WILL	34	Jefferson Ashiru	6-1	235	Sr.-TR
	38 (d)	Brett Zannotto	5-10	220	Fr.-HS
CB	4 (d)	William Likely	5-7	175	Jr.-2V
	27	Alvin Hill	5-11	200	Sr.-2V
S	19	A.J. Hendy	6-0	208	RSr.-3V
	25	Antwaine Carter	6-1	190	So.-SQ
or	17	Josh Woods	6-1	202	So.-1V
S	20	Anthony Nixon	6-1	205	Sr.-3V
	11 (d)	Denzel Conyers	6-3	212	Jr.-RS
CB	21	Sean Davis	6-1	202	Sr.-3V
	32	Jarrett Ross	5-9	205	Jr.-2V

PR	4 (d)	William Likely	5-7	175	Jr.-2V
	13	DeAndre lane	5-7	175	Jr.-SQ
KR	4 (d)	William Likely	5-7	175	Jr.-2V
	12	Taivon Jacobs	5-9	165	So.-SQ

CAREER START CHART

OFFENSE

Player	'12	'13	'14	'15	Streak	Career
Brown	2	-	3	-	-	5
Culmer	-	4	0	-	-	4
Doyle	0	13	10	-	-	23
Dunn	-	13	13	-	26	26
Etta-Tawo	-	6	6	-	6	12
Gallo	-	0	2	-	-	2
Goins	-	4	4	-	-	8
Hayward	-	-	2	-	1	2
Hills	7	-	0	-	-	7
Isaacs	-	1	3	-	-	4
Jacobs, L.	2	4	-	-	-	6
Jacobs, T.	-	-	1	-	-	1
Mulrooney	5	-	-	-	-	5
Ross, B.	5	12	9	-	1	26
Rowe	1	2	0	-	-	3
Zeller	3	4	13	-	17	20

DEFENSE

Player	'12	'13	'14	'15	Streak	Career
Braglio	-	1	1	-	-	1
Brooks	-	-	4	-	4	4
S. Davis	2	13	13	-	26	28
Hendy	3-0	3	-	-	-	6
Hill	1	2	4	-	-	7
Jefferson	0	13	3	-	-	16
Likely	-	11	13	-	23	24
Logan	-	3	0	-	-	3
Ngakoue	-	0	11	-	1	11
Nixon	5	11	13	-	17	29
Shaw	-	-	1	-	-	1

SPECIAL TEAMS

Player	'12	'13	'14	'15	Streak	Career
Adams	-	-	5	-	-	5
Carpenter	-	3	8	4	4	15
Craddock	12	13	13	-	38	38

PROJECTED STARTERS: OFFENSE

WR
84**AMBA ETTA-TAWO • 6-1 • 200 • JR.-2V**

- Has started six consecutive games at wideout, and 12 overall (25 appearances).
- Caught 10 passes for 222 yards in 2014 (22.2 yards/catch).
- Has 671 career receiving yards and three touchdowns.

WR
8**LEVERN JACOBS • 5-11 • 188 • RJR.-2V**

- Missed 2014 season to suspension - has made 23 career appearances (six starts).
- Led the team in receptions (47) and receiving yards (640) in 2013.
- Had a career-high 158 receiving yards against Clemson on 10/26/13.


WR
83**MALCOLM CULMER • 5-11 • 185 • JR.-2V**

- Seeking first start since 2013.
- Appeared in nine games in 2014.


OR

WR
12**TAIVON JACOBS • 5-9 • 160 • SO.-SQ**


- Made first career start in season-opener against James Madison in 2014, before suffering season-ending injury in the game.

TE
48**DERRICK HAYWARD • 6-5 • 240 • SO.-1V**


- Appeared in 12 games as a redshirt freshman in 2014, making two starts.
- Started against Michigan State (11/15) and Stanford (12/30) last season.

T
76**MICHAEL DUNN • 6-5 • 300 • JR.-2V**


- Leads offense with 26 consecutive starts.
- Started first 10 games of 2014 at left tackle, before moving to right tackle for final three.
- Earned a scholarship after joining the team out of high school as a preferred walk-on.

G
63**MIKE MINTER • 6-3 • 305 • SO.-SQ**


- Slated to make first career start Saturday against Richmond.
- A 2014 Academic All-Big Ten selection.
- Earned a scholarship on August 30 after preseason camp.

C
50**EVAN MULROONEY • 6-3 • 300 • SR.-2V**

- Has made five career starts at center - all as a redshirt freshman in 2012.
- Has 15 career appearances for the Terrapins.

G
66**ANDREW ZELLER • 6-4 • 300 • SR.-3V**

- Started all 13 games last season and has started 17 straight at right guard.
- Has 20 career starts.
- President of Maryland's chapter for Uplifting Athletes.

T
55**RYAN DOYLE • 6-4 • 307 • SR.-2V**

- Started 23 games for Maryland in career, including 19 at right tackle (10 in 2014).
- Father, Mike, has coached collegiately throughout the country, including at Iowa State.

RB
45**BRANDON ROSS • 5-10 • 210 • SR.-3V**

- Has appeared in 31 games (26 starts) over last three seasons with 1,585 yards and 9 TDs.
- His 1,585 career rushing yards rank 20th all-time in Maryland history.
- Scored on a career-long 90-yard reception for a touchdown vs. Syracuse (9/20/14).


FB
30**KENNETH GOINS • 5-9 • 233 • JR.-2V**

- Appeared in all 26 games over last two seasons. Strong, physical runner and blocker.
- Ran for career-high 31 yards in 2014 season-opener against James Madison.

QB
11**PERRY HILLS • 6-2 • 215 • JR.-1V**

- Has made seven career starts for Terps - all as a freshman in 2012.
- Won fall quarterback competition over Caleb Rowe and Daxx Garman.
- Passed for 1336 yards and eight touchdowns as a freshman in 2012.
- An All-Academic Big Ten selection in 2014.

NOTABLES

QB
7**CALEB ROWE • R JR.**

- Appeared in 13 career games with three starts.
- Has thrown for 1,279 career yards and seven TDs.


RB
5**WES BROWN • JR.**

- Rushed for six touchdowns and 356 yards in 2014.
- Averaged 9.4 yards/catch last season.
- Has appeared in 20 games with five starts.


WR
1**D.J. MOORE • FR.**

- Native of Philadelphia - Class AAA All-State as Sr.
- Totaled 1,844 receiving yards and 29 touchdowns over junior and senior seasons at Imhotep Charter.

PROJECTED STARTERS: DEFENSE

END
90**ROMAN BRAGLIO • 6-2 • 265 • JR.-2V**

- Appeared in all 13 games with one start in 2014.
- Posted 11 tackles and 2.5 sacks last season.

DT
67**DAVID SHAW • 6-4 • 307 • SO.-1V**

- Appeared in seven games with one start as a true freshman in 2014.
- Made first career start against Penn State (11/1/14).

DT
99**QUINTON JEFFERSON • 6-3 • 289 • R JR.-2V**

- Started first three games of 2014 season before season was cut short to injury.
- Has appeared in 26 career games with 16 starts.
- Has nine career tackles for loss and four sacks.

END
7**YANNICK NGAKOU • 6-2 • 255 • JR.-2V**

- 2015 Butkus Award Watch List - earned Honorable Mention All-Big Ten in 2014.
- Second on team with 13.5 TFL and six sacks in 2014.
- Moving from outside linebacker to defensive end in new 4-3 scheme.

SAM
43**JALEN BROOKS • 6-1 • 232 • SO.-1V**

- Appeared in 12 games (four starts) as a redshirt freshman in 2014.
- Finished 2014 with 21 tackles (12 solo).
- A 2014 Academic All-Big Ten selection.

MIKE
23**JERMAINE CARTER • 6-0 • 240 • SO.-1V**

- Slated to make first career start Saturday vs. Richmond.
- Appeared in all 13 games in 2014, totaling 27 tackles (18 solo).
- Led team with two forced fumbles in 2014.

WILL
34**JEFFERSON ASHIRU • 6-1 • 235 • SR.-TR**

- Transfer from UConn - originally recruited to UConn by Randy Edsall.
- Appeared in 30 games at UConn, making 19 career starts.
- Recorded 47 tackles, including 3.5 TFL, in 2014.

CB
4**WILLIAM LIKELY • 5-7 • 175 • JR.-2V**

- Has at least a share of six Maryland records - two defensive, four special teams.
- Tied for conference-lead with six INTs in 2014, and had 170 INT return yards.
- Returned two INTs for TDs in 2014 - tied for the most in FBS.

S
19**A.J. HENDY • 6-0 • 208 • R SR.-3V**

- Missed 2014 season due to suspension.
- Played in 12 games in 2013 with 32 tackles, two fumble recoveries and one INT.
- Has returned two interceptions for TD in his career - tied for Maryland record.

S
20**ANTHONY NIXON • 6-1 • 205 • SR.-3V**

- Leads entire team with 29 career starts - has started 17 consecutive at safety.
- Finished fifth on team with 62 tackles (37 solo) in 2014.
- Had an interception in the 2014 season-opener against James Madison.

CB
21**SEAN DAVIS • 6-1 • 202 • SR.-3V**

- Moved from safety to cornerback prior to 2015 season.
- Leads defense with 26 consecutive starts (28 overall) - has 38 career appearances
- Active team leader with 230 tackles, including 115 in 2014.
- First defensive back in school history to lead the team in tackles in 2013 with 102.


NOTABLES

DE
41**JESSE ANIEBONAM • SO.**

- Appeared in all 13 games as a true freshman.
- Totaled 14 tackles in 2014.

CB
27**ALVIN HILL • SR.**

- Started first four games at CB in 2014, before suffering season-ending injury at Syracuse.
- Has 22 career appearances with seven starts.

SAM
37**AVERY THOMPSON • SR.**

- Has 36 career appearances, primarily on special teams.
- Forced a fumble against West Virginia on 9/15/14.

SPECIAL TEAMS

K

15

**BRAD CRADDOCK
6-0 • 195 • JR.-2V**

- 2014 Lou Groza Award winner and All-American.
- Holds at least a share of four Maryland place kicking records.

P

95

**NICOLAS PRITCHARD
5-10 • 220 • FR.-HS**

- Native of New Egypt, N.J.
- Won punter duties in preseason camp 3-way battle.

KR

4

**WILLIAM LIKELY
5-7 • 175 • JR.-2V**

- Averaged 31.0 yards per kick return in 2014 - tied for the most in single-season history.

KR

12

**TAIVON JACOBS
5-9 • 160 • R FR.-RS**

- Suffered a season-ending injury in the first game of the season in 2014.

PR

4

**WILLIAM LIKELY
5-7 • 175 • Jr.-2V**

- Has two career punt returns for TDs.
- Averaging 11.9 yards/return in career.

OFFENSIVE PLAYER STATS WITH CAREER HIGHS

RB - WES BROWN - 5 - Jr.

- Ran for 356 yards and six TDs in 2014.
- Had season-high 108 all-purpose yards vs. James Madison (8/30/14).
- Ran for a touchdown against Ohio State (10/4/14).
- Rushed for 19 yards and two touchdowns against Iowa (10/18/14).
- Scored his fourth rushing touchdown of the season at Penn State (11/1/14).
- Rushed 11 times for 39 yards and scored the game winning touchdown against Michigan (11/22/14).

BROWN'S CAREER STATS**RECEIVING**

YR.	G-GS	REC	YDS	AVG	TD	LP	AVG/G
2012	8-2	5	14	2.8	0	7	1.8
2014	12-3	21	198	9.4	0	38	16.5
Totals	20-5	26	212	8.2	0	38	10.6

RUSHING

YR.	G-GS	ATT	GAIN	LOST	NET	AVG	TD	LP	AVG/G
2012	8-2	90	399	17	382	4.2	2	22	47.8
2014	12-3	103	388	32	356	3.5	6	33	29.7
Totals	20-5	193	787	49	738	3.9	8	33	36.9

BROWN'S CAREER HIGHS

Yards	121 (vs. NC State, 10/20/12)
Rushes	25 (vs. NC State, 10/20/12)
Rushing Touchdowns	2 (vs. Iowa, 10/18/14)
Long Rush	33 yards (vs. James Madison, 8/30/14)
Receiving Yards	50 (at Indiana, 9/27/14)
Receptions	4 (Michigan State, 11/15/14)

FB - SHANE COCKERILLE - 2 - Soph.

- Converted from quarterback to fullback prior to the 2015 season.

WR - MALCOLM CULMER - 83 - Jr.**CULMER'S CAREER STATS****RECEIVING**

YR.	G-GS	REC	YDS	AVG	TD	LP	AVG/G
2013	12-4	5	59	11.8	0	26	4.9
2014	9-0	1	5	5.0	0	5	0.7
Totals	19-4	6	64	10.7	0	26	3.4

CULMER'S CAREER HIGHS

Receptions	2 (vs. West Virginia, 9/21/13)
Receiving Yards	26 (at UConn, 9/14/13)
Long Reception	26 (at UConn, 9/14/13)

TE - Avery Edwards - 82 - Fr.

- Spent 2015 season at IMG Academy in Bradenton, Fla.
- Ranked 22nd nationally among tight ends in class of 2014.
- Caught 45 passes for 629 yards and seven touchdowns as a prep senior.

WR - AMBA ETTA-TAWO - 84 - Jr.

- Has made 25 career appearances (13 starts).
- Averaged team-high 22.2 yards/catch in 2014.
- Caught three passes for 46 yards against Iowa (10/18/14).
- Nabbed two balls for 45 yards against Michigan (11/22/14).

ETTA-TAWO'S CAREER STATS**RECEIVING**

YR.	G-GS	REC	YDS	AVG	TD	LP	AVG/G
2013	12-6	31	500	16.1	2	44	41.7
2014	13-6	10	222	22.2	1	71	17.1
Totals	25-12	41	722	17.6	3	71	28.9

ETTA-TAWO'S CAREER HIGHS

Receptions	6 (twice: last vs. Syracuse, 11/9/13)
Receiving Yards	109 (vs. Syracuse, 11/9/13)
Receiving Touchdowns	1 (3x: last vs. Rutgers, 11/29/14)
Long Reception	71 yards (vs. Rutgers, 11/29/14)

QB - DAXX GARMAN - 18 - Sr.

- Transfer from Oklahoma State who started eight games in 2014.
- Totaled 2,041 pass yards and 12 touchdowns as a junior.
- Threw for four touchdowns and 370 yards in win over Texas Tech on 9/25/14.

GARMAN'S CAREER STATS**PASSING**

YR.	G-GS	COM	ATT	INT	YDS	TD	LG	PCT
2014 ^{OSU}	9-8	152	277	12	2041	12	87	122.4
Totals	9-8	152	277	12	2041	12	87	122.4

GARMAN'S CAREER HIGHS

Passing Yards	370 (vs. Texas Tech, 9/25/14)
Completions	26 (vs. Iowa State, 10/4/14)
Passing Touchdowns	4 (vs. Texas Tech, 9/25/14)
Long Completion	87 yards (vs. Missouri State, 9/6/14)

RB - KENNETH GOINS - 30 - Jr.

- Has 26 appearances with eight career starts.
- Rushed for career-high 31 yards in 2014 season-opener against James Madison.

GOINS'S CAREER STATS**RECEIVING**

YR.	G-GS	REC	YDS	AVG	TD	LP	AVG/G
2013	13-4	4	49	12.2	1	17	3.8
2014	13-4	7	54	7.7	1	17	4.2
Totals	26-8	11	103	9.4	2	17	4.0

RUSHING

YR.	G-GS	ATT	GAIN	LOST	NET	AVG	TD	LP	AVG/G
2013	13-4	9	48	0	48	5.3	0	10	3.7
2014	13-4	14	67	5	62	4.4	0	16	4.8
Totals	26-8	23	115	5	110	4.8	0	16	4.2

GOINS' CAREER HIGHS RUSHING

Yards	31 (vs. James Madison, 8/30/14)
Long Rush	16 yards (vs. James Madison, 8/30/14)
Receiving Yards	17 (vs. Old Dominion, 9/7/13)

QB - PERRY HILLS - 11 - Jr.

- Has appeared in 10 career games with seven starts.
- Started seven games as a freshman.
- All-Big Ten Academic selection.

HILLS' CAREER STATS**PASSING**

YR.	G-GS	COM	ATT	INT	YDS	TD	LG	PCT
2012	7-7	97	169	7	1336	8	63	57.4
2014	3-0	5	10	0	86	1	53	50.0
Totals	10-7	102	179	7	1422	9	63	57.0

HILLS' CAREER HIGHS

Passing Yards	305 (at West Virginia, 9/22/12)
Completions	20 (at West Virginia, 9/22/12)
Passing Touchdowns	3 (at West Virginia, 9/22/12)
Long Completion	63 yards (vs. Wake Forest, 10/6/12)

TE - ANDREW ISAACS - 44 - Soph.

- Appeared in first four games of 2014 season before suffering a season-ending injury against Syracuse.

ISAACS' CAREER STATS**RECEIVING**

YR.	G-GS	REC	YDS	AVG	TD	LP	AVG/G
2013	11-1	0	0	0.0	0	0	0.0
2014	4-3	2	3	1.5	0	3	0.8
Totals	15-4	2	3	1.5	0	3	0.8

WR - LEVERN JACOBS - 8 - R Jr.

- Missed 2014 season due to suspension - has appeared in 23 games with six starts.
- In 2013, led team in receptions (47) and receiving yards (640).
- Little brother is teammate and fellow wide receiver, Taivon Jacobs.

L. JACOBS' CAREER STATS**RECEIVING**

YR.	G-GS	REC	YDS	AVG	TD	LP	AVG/G
2012	11-2	7	50	7.1	0	19	4.5
2013	12-4	47	640	13.6	3	71	53.3
Totals	23-6	54	690	12.8	3	71	30.0

L. JACOBS' CAREER HIGHS

Receiving Yards	158 (vs. Clemson, 10/26/13)
Receptions	8 (vs. Clemson, 10/26/13)
Long Reception	71 (vs. Clemson, 10/26/13)
All-Purpose Yards	147 (vs. Clemson, 10/26/13)

WR - TAIVON JACOBS - 12 - Soph.

- Made first career appearance in 2014 against James Madison, before suffering a season-ending injury in the game.
- Younger brother of teammate and fellow WR, Levern Jacobs.

RB - TY JOHNSON - 6 - Fr.

- Starred at Fort Hill High School in Cumberland, Md.
- Finished high school career with 4,851 all-purpose yards, 65 touchdowns and 17 interceptions.
- Ran for 3,363 yards (14.7 yards/carry) and 43 touchdowns in high school career.

WR - DeANDRE LANE - 13 - Jr.

- Has appeared in four career games.
- Native of Catonsville, Md.

WR - D.J. MOORE - 1 - Fr.

- Native of Philadelphia, Pa. - named to Pennsylvania Class AAA All-State team.
- Had 35 receptions for 1,012 yards as a senior in high school.

RB - BRANDON ROSS - 45 - Sr.

- Has made 31 career appearances with 26 starts, totaling 1585 rushing yards and nine TDs.
- Also has 212 career receiving yards and two touchdowns.
- Ranked second on the team with 419 yards rushing in 2014.
- Scored his first career receiving TD on a 90-yard screen pass at Syracuse (9/20/14).
- Rushed six times for 61 yards and caught a 36-yard touchdown pass at Indiana (9/27)/14.
- Had eight carries for 38 yards and a TD against Ohio State (10/4/14).
- Younger brother, Jarrett, is a defensive back on the team.

ROSS'S CAREER STATS**RECEIVING**

YR.	G-GS	REC	YDS	AVG	TD	LP	AVG/G
2012	6-5	3	-1	-0.3	0	5	-0.2
2013	12-12	18	173	9.6	0	77	14.4
2014	13-9	14	212	15.1	2	90	21.2
Totals	31-26	35	384	11.0	2	90	13.7

RUSHING

YR.	G-GS	ATT	GAIN	LOST	NET	AVG	TD	LP	AVG/G
2012	6-5	85	431	41	390	4.6	1	71	65.0
2013	12-12	166	865	89	776	4.7	4	36	64.7
2014	13-9	85	457	38	419	4.9	4	44	32.2
Totals	31-26	336	1753	168	1585	4.7	9	71	51.1

ROSS' CAREER HIGHS RUSHING

Yards	149 (vs. Old Dominion, 9/7/13)
Rushes	21 (at North Carolina, 11/24/12)
Long Rush	71 yards (at North Carolina, 11/24/12)
Rushing Touchdowns	2 (2x, last vs. Rutgers, 11/29/14)
All-Purpose Yards	103 (at Syracuse, 9/20/14)
Receiving Yards	97 (at Syracuse, 9/20/14)
Receptions	5 (vs. West Virginia, 9/13/14)
Receiving Touchdowns	1 (twice: last at Indiana, 9/27/14)

QB - CALEB ROWE - 7 - R Jr.

- Has appeared in 13 games with three career starts.
- Passed for 1768 yards and 12 career touchdowns.
- Appeared in four games in 2014, before suffering a season-ending injury.

ROWE'S CAREER STATS**PASSING**

YR.	G-GS	COM	ATT	INT	YDS	TD	LG	PCT
2012	2-1	25	44	3	290	2	66	56.8
2013	7-2	64	131	3	989	5	77	48.9
2014	4-0	34	54	4	489	5	60	63.0
Totals	13-3	123	229	10	1768	12	77	53.7

ROWE'S CAREER HIGHS

Passing Yards	332 (vs. Virginia, 10/12/13)
Completions	23 (at Boston College, 10/27/12)
Touchdowns	3 (vs. Clemson, 10/26/13)

DEFENSIVE PLAYER STATS WITH CAREER HIGHS

DE - JESSE ANIEBONAM - 41 - Soph.

- Appeared in all 13 games as a freshman, totaling 14 tackles.

ANIEBONAM'S CAREER STATS

YR.	G-GS	UT	AT	TOT	TFL-YDS	PBU	FF	FR	INT	SACKS
2014	13-0	5	9	14	1.0-3	1	0	0	0-0	0.5-3
Totals	13-0	5	9	14	1.0-3	1	0	0	0-0	0.5-3

ANIEBONAM'S CAREER HIGHS

Tackles	3 (twice: last vs. Wisconsin, 10/25/14)
TFL	1.0 (at Wisconsin, 10/25/14)
Sacks	0.5 (at Wisconsin, 10/25/14)

LB - JEFFERSON ASHIRU - 34 - Sr.

- Transfer from UConn - originally recruited to UConn by Randy Edsall.
- Has appeared in 30 career games, making 19 starts.
- 113 career tackles with 11.5 tackles for loss.

ASHIRU'S CAREER STATS

YR.	G-GS	UT	AT	TOT	TFL-YDS	PBU	FF	FR	INT	SACKS
2012	9-1	6	2	8	0.0-0	0	0	0	0-0	0.0-0
2013	12-10	24	34	58	8.0-35	2	0	1	0-0	1.0-13
2014	9-08	20	27	47	3.5-10	0	0	0	1-0	0.5-0
Totals	30-19	50	63	113	11.5-45	2	0	1	1-0	1.5-13

ASHIRU'S CAREER HIGHS

Tackles	11 (twice: last at East Carolina, 10/23/14)
TFL	2.0 (at UCF, 10/26/13)
Sacks	1.0 (vs. Michigan, 9/21/13)

DL - ROMAN BRAGLIO - 90 - Jr.

- Has appeared in 23 career games with two starts, totaling 17 tackles.
- Notched a sack against Indiana and Iowa in 2014.

BRAGLIO'S CAREER STATS

YR.	G-GS	UT	AT	TOT	TFL-YDS	PBU	FF	FR	INT	SACKS
2013	10-1	4	2	6	3.5-18	0	0	0	0-0	2.0-12
2014	13-1	8	3	11	2.5-14	0	0	1	0-0	2.5-14
Totals	23-2	12	5	17	6.0-32	0	0	1	0-0	4.5-26

BRAGLIO'S CAREER HIGHS

Tackles	2 (3x: last vs. Stanford, 12/30/14)
TFL	1.0 (5x: last vs. Iowa, 10/18/14)
Sacks	1.0 (4x: last vs. Iowa, 10/18/14)

LB - JALEN BROOKS - 43 - Soph.

- Appeared in 12 games as a freshman in 2014, making four starts.
- Finished the 2014 season with 21 tackles (12 solo).
- 2014 Academic All-Big Ten
- Notched a career-high seven tackles against Penn State (11/1/14).

BROOKS' CAREER STATS

YR.	G-GS	UT	AT	TOT	TFL-YDS	PBU	FF	FR	INT	SACKS
2014	12-4	12	9	21	0.0-0	2	0	0	0-0	0.0-0
Totals	12-4	12	9	21	0.0-0	2	0	0	0-0	0.0-0

BROOKS' CAREER HIGHS

Tackles	7 (at Penn State, 11/1/14)
Solo Tackles	5 (at Penn State, 11/1/14)

LB - JERMAINE CARTER - 23 - Soph.

- Totaled 27 tackles as a redshirt freshman in 2014, appearing in 13 games.
- Recorded three stops and 0.5 TFL and a pass break-up against Indiana (9/27/14).
- Recorded two tackles and a forced fumble against Penn State (11/1/14).

CARTER'S CAREER STATS

YR.	G-GS	UT	AT	TOT	TFL-YDS	PBU	FF	FR	INT	SACKS
2014	13-0	18	9	27	0.0-0	0	2	0	0-0	0.0-0
Totals	13-0	18	9	27	0.0-0	0	2	0	0-0	0.0-0

CARTER'S CAREER HIGHS

Tackles	6 (vs. West Virginia, 9/13/14)
Solo Tackles	5 (vs. West Virginia, 9/13/14)

DB - SEAN DAVIS - 21 - Sr.

- 2015 Preseason All-Big Ten Second Team (Phil Steele).
- Active team leader with 230 career tackles, including a team-high 102 in 2013. Posted career-high 115 tackles in 2014.
- Moved from safety to cornerback prior to start of 2015 season.
- Notched 13 tackles against West Virginia (9/13/14).
- Recorded 14 tackles, including a team-high seven solo stops, against Ohio State (10/4/14).
- Notched a career-high 17 tackles against Wisconsin (10/25/14).
- Little brother, Isaiah, is a freshman linebacker on the team.

S. DAVIS' CAREER STATS

YR.	G-GS	UA	A	TOT	TFL-YDS	PBU	FF	FR	INT	SACKS
2012	12-2	8	5	13	0.0-0	0	0	1	0-0	0.0-0
2013	13-13	62	40	102	1.5-7	3	0	1	2-23	0.5-3
2014	13-13	80	35	115	4.0-12	8	1	0	0-0	1.0-1
Totals	38-28	150	80	230	5.5-19	11	1	2	2-23	1.5-4

S. DAVIS' CAREER HIGHS

Tackles	17 (at Wisconsin, 10/25/14)
Interceptions	1 (twice: last vs. Boston College, 11/23/13)
Pass Breakups	3 (at Penn State, 11/1/14)

DB - A.J. HENDY - 19 - RSr.

- Missed 2014 season to suspension.
- Has appeared in 30 career games, making six starts.
- Named Walter Camp Defensive Player of the Week in memorable 2013 game against West Virginia, when he returned an INT for TD and recovered two fumbles.

HENDY'S CAREER STATS

YR.	G-GS	UA	A	TOT	TFL-YDS	PBU	FF	FR	INT	SACKS
2011	9-3	20	10	30	1.0-1	1	0	1	1-32	0.0-0
2012	8-0	3	1	4	0.0-0	0	0	0	0-0	0.0-0
2013	13-3	20	12	32	1.0-2	2	0	2	1-28	0.0-0
Totals	30-6	43	23	66	2.0-3	2	0	3	2-60	0.0-0

HENDY'S CAREER HIGHS

Tackles	13 (vs. Notre Dame, 11/12/11)
Solo Tackles	9 (vs. Notre Dame, 11/12/11)
Interceptions	1 (2x: last vs. West Virginia, 9/21/13)

DB - ALVIN HILL - 27 - Sr.

- Started first four games of 2014 season at cornerback before suffering a season-ending injury against Syracuse.
- Nabbed his first career interception against USF (9/6/14).

HILL'S CAREER STATS

YR.	G-GS	UA	A	TOT	TFL-YDS	PBU	FF	FR	INT	SACKS
2012	6-1	1	0	1	1.0-5	0	0	0	0-0	0.0-0
2013	12-2	14	10	24	0.0-0	2	0	0	0-0	0.0-0
2014	4-4	8	5	13	0.0-0	3	0	0	1-0	0.0-0
Totals	22-7	23	15	38	1.0-5	5	0	0	1-0	0.0-0

HILL'S CAREER HIGHS

Tackles	5 (twice: vs. West Virginia, 9/13/14)
Interceptions	1 (at USF, 9/6/14)

DL - QUINTON JEFFERSON - 99 - RJr.

- Started the first three games of the 2014 season before suffering a season-ending injury.
- Recorded a career-high seven tackles against FIU (8/31/13).

JEFFERSON'S CAREER STATS

YR.	G-GS	UA	A	TOT	TFL-YDS	PBU	FF	FR	INT	SACKS
2012	10-0	6	7	13	0.5-1	0	1	2	0-0	0.0-0
2013	13-13	19	28	47	7.5-32	0	1	0	0-0	3.0-18
2014	3-3	4	4	8	1.0-10	0	0	0	0-0	1.0-10
Totals	26-16	29	39	68	9.0-43	0	2	2	0-0	4.0-28

JEFFERSON'S CAREER HIGHS

Tackles	7 (vs. FIU, 8/31/13)
TFL	2.0 (at Virginia Tech, 11/16/13)
Sacks	2.0 (at Virginia Tech, 11/16/13)

DB - WILLIAM LIKELY - 4 - Jr.

- Named preseason All-America by multiple media outlets and appears on four Watch Lists.
- Holds at least a share of six Maryland records, including a single-season high 170 interception return yards.
- First Team All-Big Ten selection in 2015 by coaches and media.
- Has appeared in 26 games, recording 153 career tackles and seven INTs.
- Was all over the field against West Virginia (9/13/14), recording eight tackles, an interception and a forced fumble.
- Also returned a punt 69 yards for a touchdown against the Mountaineers.
- Had a standout performance against Syracuse (9/20), taking an interception back 88 yards for a touchdown and totaling a team high eight tackles and one TFL.
- Totaled 10 tackles against Ohio State (10/4/14).
- Took an interception back 45 yards for a touchdown and notched four tackles against Iowa (10/18/14).
- Made four solo stops and had an interception against Penn State (11/1/14).
- Had three tackles and a pass breakup, along with a school-record 228 kick return yards against Michigan State (11/15/14).
- Notched six tackles and his sixth interception of the season against Michigan (11/22/14).

LIKELY'S CAREER STATS**DEFENSE**

YR.	G-GS	UA	A	TOT	TFL-YDS	PBU	FF	FR	INT	SACKS
2013	13-11	51	19	70	4.5-11	6	0	0	1-0	0.0-0
2014	13-13	66	17	83	4.0-26	9	1	0	6-170	1.0-15
Totals	26-24	117	36	153	8.5-37	15	1	0	7-170	1.0-15

RETURNS

YR.	G-GS	KOR	YDS	AVG	TD	PR	YDS	AVG	TD
2013	13-11	28	729	26.0	0	16	205	12.8	1
2014	13-13	16	496	31.0	1	20	225	11.2	1
Totals	26-24	44	1225	27.8	1	36	430	11.9	2

LIKELY'S CAREER HIGHS DEFENSE

Tackles	12 (vs. Rutgers, 11/29/14)
Interceptions	1 (seven times: last at Michigan, 11/22/14)
Pass Breakups	2 (at Indiana, 9/27/14)
Sacks	1.0 (vs. James Madison 8/30/14)
TFL	1.0 (7x: last at Penn State 11/1/14)

LIKELY'S CAREER HIGHS RETURNING

Punt Return Yards	106 (at Virginia Tech, 11/16/13)
Long Punt Return	69 (vs. West Virginia, 9/13/14)
Kickoff Return Yards	228 (vs. Michigan State, 11/15/14)
Long Kickoff Return	52 (vs. Michigan State, 11/15/14)
All-purpose Yards	228 (vs. Michigan State, 11/15/14)

LB - YANNICK NGAKOUE - 7 - Jr.

- Moved from outside linebacker to defensive end in new 4-3 scheme in 2015.
- 2015 Butkus Award Watch List and preseason All-Big Ten selection.
- Earned Honorable Mention All-Big Ten in 2014 by media.
- Has appeared in 26 career games with 11 starts, totaling 47 tackles and 18.0 TFL.
- Made the most of his four stops against West Virginia (9/13/14), recording 3.0 TFL.
- Notched a career high seven tackles, forced a fumble and recorded a sack against Iowa (10/18/14).
- Made three tackles, had two TFL and made a sack against Penn State (11/1/14).

NGAKOUE'S CAREER STATS

YR.	G-GS	UA	A	TOT	TFL-YDS	PBU	FF	FR	INT	SACKS
2013	13-0	6	4	10	4.5-12	0	1	0	1-3	2.0-8
2014	13-11	25	12	37	13.5-81	2	1	0	0-0	6.0-49
Totals	26-11	31	16	47	18.0-93	2	2	0	1-3	8.0-57

NGAKOUE'S CAREER HIGHS

Tackles	7 (last vs. Iowa, 10/18/14)
TFL	3.0 (three times: last vs. West Virginia, 9/13/14)
Sacks	1.0 (6x: last at Penn State, 11/1/14)

DB - ANTHONY NIXON - 20 - Sr.

- Has appeared in 36 career games (29 starts), making 163 tackles.
- Nabbed an interception against James Madison (8/30/14).
- Notched five tackles and recovered a fumble against Iowa (10/18/14).
- Had four tackles and a career-best two pass breakups against Michigan State (11/15/14).

NIXON'S CAREER STATS

YR.	G-GS	UA	A	TOT	TFL-YDS	PBU	FF	FR	INT	SACKS
2012	12-5	26	15	41	0.0-0	3	0	2	1-21	0.0-0
2013	11-11	38	22	60	3.0-8	0	0	0	0-0	1.0-5
2014	13-13	37	25	62	0.5-6	4	0	1	1-2	0.5-6
Totals	36-29	101	62	163	3.5-14	7	0	3	2-23	1.5-11

NIXON'S CAREER HIGHS

Tackles	12 (vs. Virginia, 10/12/13)
Sacks	1.0 (at NC State, 11/30/13)
Interceptions	1 (2x, last vs. James Madison, 8/30/14)
Pass Breakups	2 (vs. Michigan State, 11/15/14)

DL - DAVID SHAW - 67 - Soph.

- Appeared in seven games with one start as a true freshman in 2014.

SHAW'S CAREER STATS

YR.	G-GS	UA	A	TOT	TFL-YDS	PBU	FF	FR	INT	SACKS
2014	7-1	1	3	4	1.0-3	0	0	0	0-0	1.0-3
Totals	7-1	1	3	4	1.0-3	0	0	0	0-0	1.0-3

SHAW'S CAREER HIGHS

Tackles	2 (at Indiana, 9/27/14)
Sacks	1.0 (Michigan State, 11/25/14)

SPECIAL TEAMS

K - BRAD CRADDOCK - 15 - Sr.

- 2014 Lou Groza Award winner - best place kicker in the nation.
- Holds at least a share of four Maryland place kicking records, including longest field goal (57 yards vs. Ohio State, 2014) and consecutive field goals made (24, 2013-14).
- 2014 All-American and First Team All-Big Ten selection.
- A 2015 Lou Groza Watch List member and preseason All-American.
- Connected on field goals from 30, 41 and 46 yards against West Virginia (9/13/14).
- Set a school record with a 57-yard field goal against Ohio State (10/4/14).
- Booted a game winning 43-yard field goal with 51 second left to defeat Penn State (11/1/14).
- Hit three field goals (38, 41, 21) against Michigan (11/22/14) to earn Big Ten Co-Special Teams Player of the Week.

CRADDOCK'S CAREER STATS

YR.	G-GS	FGM-FGA	20-39	30-39	40-49	50+	LG	PATS	PTS
2012	12-12	10-16	6-10	3-5	5-5	1-1	52	23-25	53
2013	13-13	21-25	14-15	7-8	4-5	1-3	50	37-38	100
2014	13-13	18-19	7-7	4-4	9-9	2-3	57	44-44	98
Totals	36-36	48-58	27-32	14-17	16-19	4-7	57	96-99	240

CRADDOCK'S CAREER HIGHS

Field Goals	3 (six times: last at Michigan, 11/21/14)
Long Field Goal	57 (vs. Ohio State, 10/4/14)
Points Scored	13 (twice: last vs. West Virginia, 9/21/13)
PATs	7 (vs. James Madison, 8/30/14)

NUMERICAL ROSTER

No.	Name	Pos.	Ht.	Wt.	Cl.	Exp.	Hometown (High School/Last School)
1	D.J. Moore	WR	5-11	205	Fr.	HS	Philadelphia, Pa. (Imhotep Charter School)
2 (d)	Shane Cockerille	FB	6-2	235	So.	RS	Baltimore, Md. (Gilman School)
2 (d)	Milan Collins	DB	6-1	200	So.	RS	LaPlata, Md. (Bishop McNamara HS)
3 (d)	Milan Barry-Pollock	DB	5-10	203	Jr.	SQ	Baltimore, Md. (Eastern Technical HS)
3 (d)	Adam Greene	PK	5-11	185	So.	RS	Arnold, Md. (Broadneck HS)
4	William Likely	DB	5-7	175	Jr.	2V	Belle Glade, Fla. (Glades Central HS)
5	Wes Brown	RB	6-0	210	Jr.	1V	Baltimore, Md. (Good Counsel HS)
6 (d)	Ty Johnson	RB	5-10	184	Fr.	HS	Cumberland, Md. (Fort Hill HS)
6 (d)	Zac Morton	RB	5-10	175	Fr.	RS	Bethesda, Md. (Whitman HS)
7 (d)	Yannick Ngakoue	DL	6-2	255	Jr.	2V	Bowie, Md. (Friendship Collegiate)
7 (d)	Caleb Rowe	QB	6-3	220	Sr.	2V	Landrum, S.C. (Blue Ridge HS)
8	Levern Jacobs	WR	5-11	188	RJr.	2V	Temple Hills, Md. (Suitland HS/Milford Academy)
9	Tyler Burke	LB	6-3	245	Fr.	RS	Coatesville, Pa. (Coatesville HS)
10	Will Ulmer	WR	6-0	185	Fr.	RS	Laurel, Md. (St. John's College HS)
11 (d)	Denzel Conyers	DB	6-3	212	Jr.	RS	St. Petersburg, Fla. (Boca Ciega HS/Butte College)
11 (d)	Perry Hills	QB	6-2	210	Jr.	1V	Pittsburgh, Pa. (Central Catholic HS)
12	Taivon Jacobs	WR	5-9	165	So.	SQ	Camp Spring, Md. (Suitland HS)
13	DeAndre Lane	WR	5-7	175	Jr.	SQ	Catonsville, Md. (Catonsville Senior HS)
14	Gage Shaffer	QB	6-7	212	Fr.	HS	Short Gap, W. Va. (Frankfort HS)
15	Brad Craddock	PK/P	6-1	195	Sr.	3V	Adelaide, Australia (Tabor Christian College)
16	Nicholas Rubinowicz	P	6-1	216	Fr.	HS	Wellington, Fla. (American Heritage School)
17	Josh Woods	DB	6-1	202	So.	1V	Baltimore, Md. (McDonogh School)
18	Daxx Garman	QB	6-1	205	Sr.	TR	Southlake, Texas (Carroll HS/Oklahoma State)
19	A.J. Hendy	DB	6-0	208	RSr.	3V	Bowie, Md. (Bowie HS)
20	Anthony Nixon	DB	6-1	205	Sr.	3V	Pittsburgh, Pa. (Central Catholic HS)
21	Sean Davis	DB	6-1	202	Sr.	3V	Washington, D.C. (Maret School)
22	Isaiah Davis	LB	6-1	225	Fr.	HS	Temple Hills, Md. (St. Stephen's & St. Agnes)
23	Jermaine Carter, Jr.	LB	6-0	240	So.	1V	Fort Washington, Md. (Friendship Collegiate)
24 (d)	Daniel Ezeagwu	DB	6-0	207	So.	SQ	Stafford, Va. (Colonial Forge HS)
24 (d)	J.T. Ventura	DB	6-1	205	So.	SQ	Holidaysburg, Pa. (Holidaysburg Area HS)
25	Antwaine Carter	DB	6-1	190	So.	SQ	Waldorf, Md. (Westlake HS)
26	Darnell Savage, Jr.	DB	5-10	192	Fr.	HS	Newark, Del. (Caravel Academy)
27	Alvin Hill	DB	6-0	200	Sr.	2V	Locust Grove, Ga. (Luella HS)
29	Joe Riddle	RB	6-1	210	Jr.	2V	Frederick, Md. (Linganore HS)
30	Kenneth Goins, Jr.	RB	5-9	233	Jr.	2V	Baltimore, Md. (Gilman School)
31	Nnamdi Egbuaba	LB	6-0	224	Fr.	RS	Baltimore, Md. (St. Frances Academy)
32	Jarrett Ross	DB	5-9	198	Jr.	2V	Newark, Del. (Charter School of Wilmington)
33	Andrew Stefanelli	RB	5-9	244	Jr.	SQ	Rockville, Md. (Good Counsel HS/Temple)
34	Jefferson Ashiru	LB	6-1	235	Sr.	TR	Powder Spring, Ga. (McEachern HS/UConn)
35	Marcus Smith	RB	5-9	200	RSr.	WO	West Friendship, Md. (Marriotts Ridge HS)
36	Elvis Dennah	DB	6-2	212	So.	SQ	Lanham, Md. (Annapolis Area Christian School)
37	Avery Thompson	LB	6-2	228	Sr.	3V	Chesapeake, Va. (Grassfield HS)
38 (d)	Lee Shrader	P	6-1	215	Fr.	RS	Newport News, Va. (Warwick HS)
38 (d)	Brett Zantotto	LB	5-10	220	Fr.	HS	Murrysburg, Pa. (Franklin Regional HS)
39	Cavon Walker	DL	6-2	260	Jr.	1V	Washington, D.C. (Friendship Collegiate)
40	Dexter Foreman	QB	6-1	220	Sr.	TR	Manvel, Texas (Manvel HS/Minnesota)
41	Jesse Aniebonam	DL	6-3	260	So.	1V	Silver Spring, Md. (Good Counsel HS)
42 (d)	Brock Dean	LB	6-0	225	Jr.	SQ	Harrisburg, Pa. (Bishop McDevitt HS)
42 (d)	Tehuti Miles	RB	5-10	210	Jr.	SQ	Hammonton, N.J. (Hammonton HS)
43	Jalen Brooks	LB	6-1	232	So.	1V	Suwanee, Ga. (Gwinnett HS)
44	Andrew Isaacs	TE	6-2	240	Jr.	2V	Manchester, Conn. (Manchester HS)
45	Brandon Ross	RB	5-10	210	Sr.	3V	Newark, Del. (Charter School of Wilmington)
46	Abner Logan	LB	6-1	242	Jr.	2V	Cambridge, Mass. (Dexter School)
47	Melvin Keihn	DL	6-1	211	So.	TR	Towson, Md. (Gilman/Virginia Tech)
48	Derrick Hayward	TE	6-5	240	So.	1V	Salisbury, Md. (Wicomico HS)
49 (d)	Ruben Franco	DL	6-5	249	Jr.	SQ	Montgomery, Texas (Montgomery HS)
49 (d)	Gus Little	LB	6-2	235	Fr.	HS	Fredericksburg, Md. (Massaponax HS)
50	Evan Mulrooney	OL	6-3	300	Sr.	2V	Wilmington, Del. (Salesianum HS)
51	Matt Oliveira	LS	6-1	212	Fr.	HS	Watchung, N.J. (Saint Peter's Prep)
52	Malik Jones	DL	6-4	275	So.	SQ	Baltimore, Md. (Paul L. Dunbar HS)
53	Quarvez Boulware	OL	6-2	304	Fr.	HS	Washington, D.C. (Friendship Collegiate Acad.)
54	JaJuan Dulaney	OL	6-2	302	So.	SQ	Powder Springs, Ga. (McEachern HS)
55	Ryan Doyle	OL	6-4	307	Sr.	2V	Wake Forest, N.C. (Wake Forest-Rolesville HS)

ALPHABETICAL ROSTER

No.	Name	Pos.
56 (d)	Adams, Nate	LS
41	Aniebonam, Jesse	DL
34	Ashiru, Jefferson	LB
3	Barry-Pollock, Milan	DB
53	Boulware, Quarvez	OL
90	Braglio, Roman	DL
43	Brooks, Jalen	LB
5	Brown, Wes	RB
9	Burke, Tyler	LB
92	Burkett, Chandler	LB
59 (d)	Carpenter, Christian	LS
25	Carter, Antwaine	DB
23	Carter, Jr., Jermaine	LB
70	Christie, Sean	OL
2 (d)	Cockerille, Shane	FB
2 (d)	Collins, Milan	DB
11 (d)	Conyers, Denzel	DB
87	Cornwell, Michael	WR
15	Craddock, Brad	PK/P
83	Culmer, Malcolm	WR
85	Davenport, Jahrvs	WR
22	Davis, Isaiah	LB
21	Davis, Sean	DB
42 (d)	Dean, Brock	LB
36	Dennah, Elvis	DB
71	Donahue, EJ	OL
55	Doyle, Ryan	OL
54	Dulaney, JaJuan	OL
76	Dunn, Michael	OL
82	Edwards, Avery	TE
31	Egbuaba, Nnamdi	LB
84	Etta-Tawo, Amba	WR
24 (d)	Ezeagwu, Daniel	DB
40	Foreman, Dexter	QB
49 (d)	Franco, Ruben	DL
88	Gallo, P.J.	TE
18	Garman, Daxx	QB
56 (d)	Gillespie, Matt	LB
30	Goins, Jr., Kenneth	RB
86	Gray, Andrew	TE
75	Gray, Derwin	OL
3 (d)	Greene, Adam	PK
60	Grommer, Stephen	OL
48	Hayward, Derrick	TE
19	Hendy, A.J.	DB
27	Hill, Alvin	DB
11 (d)	Hills, Perry	QB
59 (d)	Howard, Keiron	DL
44	Isaacs, Andrew	TE
8	Jacobs, Levern	WR
12	Jacobs, Taivon	WR
99	Jefferson, Quinton	DL
6 (d)	Johnson, Ty	RB
52	Jones, Malik	DL
47	Keihn, Melvin	DL
96	Kulka, Brett	DL
13	Lane, DeAndre	WR
4	Likely, William	DB
49 (d)	Little, Gus	LB
46	Logan, Abner	LB
69	Marchese, Joe	OL
77	McClain, Will	OL
68	McKennie, Ellis	OL

2015 MARYLAND FOOTBALL

No.	Name	Pos.	No.	Name	Pos.	Ht.	Wt.	Cl.	Exp.	Hometown (High School/Last School)
91	McLean, Adam	DL	56 (d)	Nate Adams	LS	6-0	220	So.	1V	Phoenix, Ariz. (Greenway HS)
42 (d)	Miles, Tehuti	RB	56 (d)	Matt Gillespie	LB	6-1	241	Fr.	RS	Towson, Md. (Loyola Blakefield HS)
63	Minter, Mike	OL	57	Kingsley Opara	DL	6-3	305	So.	SQ	Jacksonville, Fla. (Mandarin HS)
64	Moore, Brendan	OL	58	Damian Prince	OL	6-3	328	Fr.	RS	Washington, D.C. (Bishop McNamara HS)
1	Moore, D.J.	WR	59 (d)	Christian Carpenter	LS	5-11	217	Jr.	2V	Brentwood, Tenn. (Brentwood Academy)
6 (d)	Morton, Zac	RB	59 (d)	Keiron Howard	DL	6-3	289	Fr.	HS	Fort Washington, Md. (Potomac HS)
50	Mulrooney, Evan	OL	60	Stephen Grommer	OL	6-4	309	Sr.	SQ	Spartanburg, S.C. (Spartanburg HS)
7 (d)	Ngakoue, Yannick	DL	61	Mbi Tanyi	LB	6-1	280	Fr.	HS	Hosuton, Texas (George Bush HS)
20	Nixon, Anthony	DB	63	Mike Minter	OL	6-3	305	So.	SQ	Severna Park, Md. (Severna Park HS)
51	Oliveira, Matt	LS	64	Brendan Moore	OL	6-3	295	Fr.	RS	Austin, Texas (Westwood HS)
57	Opara, Kingsley	DL	65	Mason Zimmerman	OL	6-5	310	Fr.	HS	Whitehouse, Ohio (Anthony Wayne HS)
58	Prince, Damian	OL	66	Andrew Zeller	OL	6-5	316	Sr.	3V	Red Lion, Pa. (Red Lion Senior HS)
95	Pritchard, Nicolas	P/PK	67	David Shaw	DL	6-4	307	So.	1V	Spring Grove, Pa. (Spring Grove HS)
29 (d)	Riddle, Joe	RB	68	Ellis McKennie	OL	6-3	315	Fr.	HS	McSherrytown, Pa. (McDonogh School)
89	Roca, Eric	TE	69	Joe Marchese	OL/LS	6-3	281	So.	SQ	Vernon Hills, Ill. (Adlai E. Stevenson HS)
45	Ross, Brandon	RB	70	Sean Christie	OL	6-4	310	Fr.	RS	Medford, N.Y. (Patchogue-Medford HS)
32	Ross, Jarrett	DB	71	EJ Donahue	OL	6-3	320	Fr.	HS	Monrovia, Md. (Linganore HS)
7 (d)	Rowe, Caleb	QB	74	Tyler Smith	OL	6-2	310	Fr.	HS	Clarksville, Md. (River Hill HS)
16	Rubinowicz, Nicholas	P	75	Derwin Gray	OL	6-5	328	Fr.	RS	Wash., D.C. (Friendship Collegiate/Fork Union)
93	Saine, Oseh	DL	76	Michael Dunn	OL	6-5	312	Jr.	2V	Bethesda, Md. (Whitman HS)
26	Savage, Darnell	DB	77	Will McClain	OL	6-5	305	Fr.	HS	Middletown, Md. (Middletown HS)
14	Shaffer, Gage	QB	78	Ty Tucker	DL	6-2	285	Jr.	SQ	Walkersville, Md. (Walkersville HS)
67	Shaw, David	DL	79	Maurice Shelton	OL	6-3	304	Jr.	SQ	Greenbelt, Md. (Eleanor Roosevelt HS)
79	Shelton, Maurice	OL	82	Avery Edwards	TE	6-4	234	Fr.	HS	Raleigh, N.C. (Ravenscroft HS)
38 (d)	Shrader, Lee	P	83	Malcolm Culmer	WR	5-11	185	Jr.	2V	Willingboro, N.J. (Willingboro HS)
35	Smith, Marcus	RB	84	Amba Etta-Tawo	WR	6-1	200	Jr.	2V	Powder Springs, Ga. (McEachern HS)
74	Smith, Tyler	OL	85	Jahrvs Davenport	WR	5-9	193	Fr.	HS	Tampa, Fla. (Robinson HS)
33	Stefanelli, Andrew	RB	86	Andrew Gray	TE	6-2	230	Fr.	RS	Chardon, Ohio (Chardon HS)
97	Sutton, Daniel	P/PK	87	Michael Cornwell	WR	6-2	215	Fr.	HS	Owings Mills, Md. (McDonogh School)
61	Tanyi, Mbi	LB	88	P.J. Gallo	TE	6-2	250	Jr.	2V	Holland, Pa. (Council Rock HS South)
37	Thompson, Avery	LB	89	Eric Roca	TE	6-3	230	So.	SQ	San Juan, Puerto Rico (St. John's School)
78	Tucker, Ty	DL	90	Roman Braglio	DL	6-2	262	Jr.	2V	Owings Mills, Md. (McDonogh HS)
95	Ukandu, Azubuike	DL	91	Adam McLean	DL	6-1	315	Fr.	HS	Gaithersburg, Md. (Quince Orchard HS)
10	Ulmer, Will	QB	92	Chandler Burkett	LB	6-3	240	So.	SQ	Panama City, Fla. (Bozeman HS)
24 (d)	Ventura, J.T.	DB	93	Oseh Saine	DL	6-2	286	Fr.	HS	Worcester, Mass. (Lincoln HS/Worcester Acad.)
39	Walker, Cavin	DL	95 (d)	Nicolas Pritchard	P/PK	5-10	220	Fr.	HS	New Egypt, N.J. (New Egypt HS)
17	Woods, Josh	DB	95 (d)	Azubuike Ukandu	DL	6-0	307	Jr.	SQ	Towson, Md. (Towson HS)
38 (d)	Zanotto, Brett	LB	96	Brett Kulka	DL	6-4	254	Fr.	RS	Edinboro, Pa. (General McLane HS)
66	Zeller, Andrew	OL	97	Daniel Sutton	P/PK	6-0	165	So.	TR	New Hope, Pa. (New Hope Solebury HS/Towson)
65	Zimmerman, Mason	OL	99	Quinton Jefferson	DL	6-3	289	RJr.	2V	Pittsburgh, Pa. (Woodland Hills HS)

Key: (d) indicates duplicate number; RS indicates redshirted in 2013; SQ indicates has been eligible to play at least one season, but has not earned a letter; HS indicates high school; TR indicates transfer

Pronunciation Guide

Player	Pronunciation	Player	Pronunciation	Coach	Pronunciation
Jesse Aniebonam	ANN-e-bon-um	Melvin Keihn	like "cane"	Greg Studrawa	STU-draw-uh
Quarvez Boulware	KWAH-vez	Yannick Ngakoue	IN-gah-kway		
Antwaine Carter	Antoine	Kingsley Opara	O-par-ah		
Jahrvs Davenport	JAR-vis	Nicholas Rubinowicz	Rew-bin-oh-witz		
Nnamdi Egbuaba	e-GUA-ba	Oseh Saine	OH-say SANE		
Amba Etta-Tawo	AUM-buh eh-TA TAH-wa	Mbi Tanyi	EM-bee TIE-yan		
Daniel Ezeagwu	EZZ-a-gow-wu	Azubuike Ukandu	oz-ah-BOO-key u-CAN-do		
Keiron Howard	KEY-ron	Cavin Walker	SAY-von		



RANDY EDSALL

Head Coach

Syracuse '80 • Fifth Year at Maryland

Randy Edsall enters his fifth season as head football coach at the University of Maryland, leading a program that has earned back-to-back postseason bowl berths and continues to make great strides both on and off the field.

Edsall was named the 34th coach in Maryland football history in January 2011. Since taking over, Edsall and his staff have placed a strong emphasis on recruiting the local Maryland/Washington, D.C. market, which is heavily recruited by schools across the nation and is considered a football hotbed. The result of this focus was the signing of 81 athletes, 42 from the area, since 2012. Edsall and his staff have recruited classes ranked in the top 35 nationally by Rivals.com in two of

"Randy Edsall is an excellent football coach. He teaches and believes in the physical nature of the game. He is a great recruiter and his success at Connecticut earned his program compliments and recognition from college football's finest coaches. Randy is a very positive thinking person, and perhaps his greatest attribute is his persistence. He will persevere and he will win at Maryland and he will do it the right way!"
- Tom Coughlin, NY Giants head coach

the last four years, including the 31st overall in 2013.

In addition, under Edsall's direction the football program's Athletic Progress Rate (APR) has reached all-time highs. The football team's APR, which measures eligibility and retention, increased its multi-year score from 922 (2009-2010) to 950 (2012-2013) and recently to an all-time best of 973 (2013-2014). In addition, its single-year score increased from 905 to 977 and to its most recent single-year score of 991. The multi-year score of 973 and single-year score of 991 are program bests since the APR's inception in 2003. In addition, 21 student-athletes claimed a spot on the All-Big Ten Academic Team.

On the field, Edsall led Maryland into a new era in 2014, with its first season in the Big Ten. Maryland finished the regular season with an impressive 5-1 record away from College Park, leading the Big Ten in road wins. The five road victories were the most for a Terrapin team since 1984. Maryland posted its first-ever road victory at Penn State and its first-ever win against Michigan to punctuate its first season in the conference, which concluded with an appearance in the Foster Farms Bowl. Maryland finished the season 7-6 securing its first back-to-back winning seasons since 2002-03.

In 2014, eight Maryland players earned all-conference honors, the most ever under Edsall, and Brad Craddock earned Maryland's first individual national honor since 2002 by winning the 23rd Lou Groza Award for the nation's top kicker. In addition, 21 student-athletes claimed a spot on the All-Big Ten Academic Team.

The Maryland program continued its ascent in 2013 totaling seven victories and earning its first bowl appearance since 2010 (2013 Military Bowl). Offensively, the Terps passed for over 3,000 yards for only the fourth time in program history and the first time since 1994. Additionally, Maryland totaled over 500 yards of offense in its first three games, the first time that has happened since 1983.

On the defensive side of the ball, the Terps attacked opposing offenses and tied for third in the ACC in sacks (37) and averaged 2.85 sacks per game, tied for the 18th most in the nation. The unit also excelled on third down holding opponents to a 34.2 conversion rate, which was the 21st-best mark nationally.

Prior to coming to College Park, Edsall, a native of nearby Glen Rock, Pa., spent 12 seasons coaching the University of Connecticut Huskies where he took the program from FCS (formerly I-AA) to five bowl games, including a BCS bowl. The 2010 Big East Coach of the Year led the Huskies to a 33-19 record over his last four seasons there, including two bowl victories with his leadership resulting in UConn being the first program ever to go from FBS newcomer to BCS bowl participant in just seven seasons.

Edsall departed UConn as the school's all-time leader in career wins (74) and most games coached (144). He was a two-time recipient of the prestigious Bowl Championship Division Head Coach of the Year in New England by the Gridiron Club of Greater Boston (2007, 2010). During his tenure at UConn, the Huskies finished in the top-20 nationally for total offense twice (2003, 2004) and total defense three times (2002, 2005, 2008). Under Edsall's guidance Connecticut defeated teams from the ACC, Big Ten, Big East, Big 12, C onference USA and the SEC.

In 2007, as Edsall continued to grow the program to prominence, the Huskies earned their first-ever national rankings peaking at No. 13 in the BCS standings in November. That year, they became just the second Big East team ever to go 7-0 at home and defeat three teams at home that were ranked in the top-10 during the season.

Off the field, just as he is doing at Maryland, Edsall's teams were strong in the classroom as well. In 2007, 2008 and 2009, UConn was recognized by the American Football Coaches Association for its high graduation rate. In 2003, UConn was the only public Division I-A school to graduate at least 90 percent of its football players and in 2005, it was one of only eight schools to both graduate 70 percent and win a bowl game.

When Edsall was named the head coach at Connecticut on December 21, 1998 he brought 19 years of coaching experience with him. He earned the job at Connecticut after a year as the defensive coordinator at Georgia Tech where the 14th-ranked Yellow Jackets went 9-2.

Prior to his season at Georgia Tech, Edsall spent three seasons under two-time Super Bowl Champion coach Tom Coughlin as the secondary coach for the NFL's Jacksonville Jaguars. During his time in Jacksonville, the expansion Jaguars reached the playoffs twice, including a berth in the 1996 AFC Championship Game.

Edsall began his coaching career in 1980 at his alma mater, Syracuse University. The former quarterback at Syracuse started as a graduate assistant (1980-82) before joining the staff in 1983 overseeing the running backs under head coach Dick MacPherson. Edsall oversaw the running backs for three years (1983-84 and 1986) and oversaw the tight ends in 1985 before making the switch to defense.

He coached the Syracuse defensive backs from 1987-90 and during that time the Orangemen were ranked among the Division I-A leaders in pass defense. After the 1990 season, Tom Coughlin, then coach of Boston College, hired Edsall to coach the defensive backs at BC.

The Edsall File

Full Name	Randy Douglas Edsall
Date of Birth	August 27, 1958
Hometown	Glen Rock, Pa.
Alma Mater	Syracuse, '80
Family	Wife, Eileen; Daughter, Alexi; Son, Corey
Playing Experience	Quarterback at Syracuse
Years in Coaching (College)	35 (31)

Coaching Experience

Maryland

2011-	Head Coach
-------	------------

Connecticut

1999-2010	Head Coach
-----------	------------

Georgia Tech

1998	Assistant Coach - Defensive Coordinator/Defensive Backs
------	---

Jacksonville Jaguars (NFL)

1994-97	Assistant Coach - Defensive Backs
---------	-----------------------------------

Boston College

1991-93	Assistant Coach - Defensive Backs
---------	-----------------------------------

Syracuse

1989-90	Assistant Coach - Recruiting Coordinator/Defensive Backs
1987-88	Assistant Coach - Defensive Backs
1986	Assistant Coach - Running Backs
1985	Assistant Coach - Tight Ends
1983-84	Assistant Coach - Running Backs
1980-82	Graduate Assistant

Edsall was a three-year letter winner in football, basketball and baseball at Susquehannock High School (Pa.) and was an all-state selection in all three sports as a senior, which led to induction into the York Area Sports Hall of Fame.

At Syracuse, he earned a bachelor's degree in physical education in 1980 and a master's degree in health and physical education in 1982.

Edsall and his wife, Eileen met at Syracuse University where she was a basketball and volleyball standout who was later inducted into the Syracuse University Hall of Fame. They have a daughter, Alexi and a son, Corey.

MARYLAND COACHING STAFF

OFFENSE



MIKE LOCKSLEY (Booth)

Offensive Coordinator/Quarterbacks
5th Year (10th overall) at Maryland (Towson, 1992)

- Offense averaged 28.5 points for first time in four seasons in 2014.
- Former quarterback C.J. Brown was responsible for 58 TDs in career - most in Maryland history.
- Named a top-25 recruiter by Rivals.com five times.



JOHN DUNN (Booth)

Tight Ends/Recruiting Coordinators
Fifth Year at Maryland (North Carolina, 05)

- Helped bring in a top-35 recruiting class in two of the last four years.
- Played quarterback and tight end at UNC.
- Served as a grad assistant at LSU prior to time at Maryland.



GREG STUDRAWA (Field)

Offensive Line
Second Year at Maryland (Bowling Green State, 1987)

- 26 years of collegiate coaching experience.
- Coached seven seasons at LSU including two as offensive coordinator before coming to UMD.
- Helped LSU to a national title and five SEC titles.
- Coached eight All-SEC performers and two All-Americans.



KEENAN MCCARDELL (Field)

Wide Receivers
Second Year at Maryland (UNLV, 1991)

- Spent 19 seasons in the NFL, 17 as a player.
- Two-time Pro Bowl selection and Super Bowl Champion.
- Coached the WRs for the Washington Redskins in 2010 and 2011.



TERRY RICHARDSON (Field)

Running Backs
First Year at Maryland (Syracuse, 1994)

- Spent four season in NFL as running back with Cincinnati, Philadelphia, Kansas City and Philadelphia.
- Coached RBs for Jacksonville Jaguars from 2013-14.
- RB coach under Randy Edsall at UConn from 1999-2010.

DEFENSE



KEITH DUDZINSKI (Field)

Defensive Coordinator/Inside Linebackers
Fifth Year at Maryland (New Haven, 1991)

- Named defensive coord. prior to 2015 season.
- Has coached five All-Americans in his career.
- Helped UMass reached the FCS title game in 2006.
- Led Minutemen defense that led the nation in scoring defense in 2005.



LYNDON JOHNSON (Booth)

Assistant Head Coach/Outside Linebackers
Fifth Year at Maryland (Connecticut, 1992)

- Is in his 15th season with head coach Randy Edsall.
- Helped Yannick Ngakoue earn All-Big Ten in 2014.
- Named assistant head coach prior to the 2014 season.



CHAD WILT (Field)

Defensive Line
Second Year at Maryland (Taylor, 1991)

- Coached Darius Kilgo in 2014 - 6th rd pick by Denver Broncos.
- Spent 2011-13 at Ball State as DL coach.
- Coached five All-Americans at Liberty from 2006-08.



DARRELL PERKINS (Booth)

Defensive Backs
First Year at Maryland (Wyoming, 1990)

- In 2014, spent season as cornerbacks coach at Old Dominion University.
- Coached at UConn from 2010-13 as defensive backs coach - under Randy Edsall in 2010.

THE BIG TEN CONFERENCE 2015 STANDINGS

EAST DIVISION	BIG TEN							OVERALL							Nu	Div.	Streak
	W	L	For	Opp	Hm	Rd		W	L	For	Opp	Hm	Rd				
Indiana	0	0	0	0	0-0	0-0		0	0	0	0	0-0	0-0		0-0	0-0	-
Maryland	0	0	0	0	0-0	0-0		0	0	0	0	0-0	0-0		0-0	0-0	-
Michigan	0	0	0	0	0-0	0-0		0	0	0	0	0-0	0-0		0-0	0-0	-
Michigan State	0	0	0	0	0-0	0-0		0	0	0	0	0-0	0-0		0-0	0-0	-
Ohio State	0	0	0	0	0-0	0-0		0	0	0	0	0-0	0-0		0-0	0-0	-
Penn State	0	0	0	0	0-0	0-0		0	0	0	0	0-0	0-0		0-0	0-0	-
Rutgers	0	0	0	0	0-0	0-0		0	0	0	0	0-0	0-0		0-0	0-0	-
WEST DIVISION	W	L	For	Opp	Hm	Rd		W	L	For	Opp	Hm	Rd		Nu	Div.	Streak
Illinois	0	0	0	0	0-0	0-0		0	0	0	0	0-0	0-0		0-0	0-0	-
Iowa	0	0	0	0	0-0	0-0		0	0	0	0	0-0	0-0		0-0	0-0	-
Minnesota	0	0	0	0	0-0	0-0		0	0	0	0	0-0	0-0		0-0	0-0	-
Nebraska	0	0	0	0	0-0	0-0		0	0	0	0	0-0	0-0		0-0	0-0	-
Northwestern	0	0	0	0	0-0	0-0		0	0	0	0	0-0	0-0		0-0	0-0	-
Purdue	0	0	0	0	0-0	0-0		0	0	0	0	0-0	0-0		0-0	0-0	-
Wisconsin	0	0	0	0	0-0	0-0		0	0	0	0	0-0	0-0		0-0	0-0	-

THIS WEEK IN THE BIG TEN

WEEK 1 SCHEDULE

Thursday, September 3

Michigan at Utah (FS1) 8:30 p.m.
 TCU at Minnesota (ESPN) 9 p.m.

Friday, September 4

Michigan State at Western Michigan (ESPNU) 7 p.m.
 Kent State at Illinois (BTN) 9 p.m.

Saturday, September 5

Illinois State at Iowa (BTN) Noon
 Norfolk State at Rutgers (ESPNews) Noon
 Richmond at Maryland (ESPNU) Noon
 Stanford at Northwestern (ESPN) Noon
 BYU at Nebraska (ABC) 12:30 p.m.
 Penn State at Temple (ESPN) 3:30 p.m.
 Southern Illinois at Indiana (ESPNews) 4 p.m.
 Wisconsin at Alabama (ABC) 8 p.m.

Sunday, September 6

Purdue at Marshall (FS1) 3 p.m.

Monday, September 7

Ohio State at Virginia Tech (ESPN) 8 p.m.

2015 MARYLAND BIG TEN PLAYERS OF THE WEEK



MARYLAND'S RECORD WHEN...

MD's Record In...

September 0-0
 October 0-0
 November 0-0

MD's Conference Record...

At home 0-0
 On the road 0-0
 Neutral 0-0

MD's Non-Conference Record...

At home 0-0
 On the road 0-0
 Neutral 0-0

MD vs. Ranked Teams...

At home 0-0
 On the road 0-0
 Neutral 0-0

MD's Record in Games...

Decided by 1-3 points 0-0
 4-7 points 0-0
 8-10 points 0-0
 11-19 points 0-0
 20-29 points 0-0
 30+ points 0-0

MD's Record When Scoring...

10 or fewer points 0-0
 11-19 points 0-0
 20-29 points 0-0
 30+ points 0-0

MD's Record When Allowing...

10 or fewer points 0-0
 11-19 points 0-0
 20-29 points 0-0
 30+ points 0-0

MD's Record in Games...

During the day 0-0
 At night 0-0
 Scoring first 0-0
 Opponent scores first 0-0
 Leading after the 1st quarter 0-0
 Trailing after the 1st quarter 0-0
 Tied after the 1st quarter 0-0
 Leading at halftime 0-0
 Trailing at halftime 0-0
 Tied at halftime 0-0
 Leading after the 3rd quarter 0-0
 Trailing after the 3rd quarter 0-0
 Tied after the 3rd quarter 0-0
 In overtime 0-0

MD's Record When...

100-yard rusher 0-0
 100-yard receiver 0-0
 300-yard passer 0-0
 Less than 300 yards total offense 0-0
 300-399 yards total offense 0-0
 400-499 yards total offense 0-0
 500+ yards total offense 0-0
 Committing fewer turnovers 0-0
 Committing more turnovers 0-0
 Turnovers are equal 0-0
 No turnovers committed 0-0

MD's Record When Allowing...

100-yard rusher 0-0
 100-yard receiver 0-0
 300-yard passer 0-0
 Less than 300 yards total offense 0-0
 300-399 yards total offense 0-0
 400-499 yards total offense 0-0
 500+ yards total offense 0-0

The Last Time ...

Kickoff Returned for TD

Maryland – William Likely (100 yards) vs. Stanford, 12-30-14
Opponent – Sammy Watkins (89 yards), Clemson, 10-15-11

Blocked Punt Returned for TD

Maryland – Avery Thompson (0 yards) at USF, 09-06-14
Opponent – David Carter (10 yards), W. Virginia, 09-19-98

Punt Returned for TD

Maryland – William Likely (69 yards) vs. West Virginia, 9-13-14
Opponent – Nick Williams (58 yards), Connecticut, 09-17-12

Interception Returned for TD

Maryland – William Likely (45 yards) vs. Iowa, 10-18-14
Opponent – RJ Williamson (22 yards), Michigan State, 11-15-14

Two Interceptions Returned for TD

Maryland – Ryan Donohue (25 yards), Kenny Tate (8 yards), vs. Wake Forest, 10-30-10
Opponent – N/A

Fumble Returned for TD

Maryland – Dexter McDougle (66 yards), NC State, 11-26-11
Opponent – Auggie Sanchez (21 yards), USF, 09-06-14

Recorded a Safety

Maryland – at Connecticut, 09-14-13 (M. Whitfield forces intentional grounding on Connecticut quarterback Chandler Whitmer)
Opponent – West Virginia, 9-13-14 (Blocked punt rolled through the back of the end zone)

Blocked a Punt

Maryland – Anthony Nixon at Syracuse, 09-20-14
Opponent – Jarrod Harper, West Virginia, 09-13-14

Blocked Two Punts

Maryland – LaQuan Williams and Nick Peterson vs. Wake Forest, 10-30-10
Opponent – N/A

Blocked a Field Goal

Maryland – Darius Kilgo vs. West Virginia, 9-13-14
Opponent – Markus Kuhn, NC State, 11-26-11

Blocked a PAT

Maryland – Marcus Whitfield vs. Boston College, 11-23-13
Opponent – Antoni Allison, East Carolina, 12-29-10

Player Passed for 6 TDs

Maryland – None
Opponent – Chris Weinke (6, 5, 6, 30, 26, 28), at Florida State, 11-13-99

Player Scored 5 TDs

Maryland – Bob Shemonski (22 rush, 26 rush, 82 PR, 4 rush, 8 rush) vs. Va. Tech, 11-07-50
Opponent – Bernard Pierce (1 rush, 9 rush, 4 rush, 44 rush, 13 rush) vs. Temple, 09-24-11

Player Passed for 5 TDs

Maryland – Scott Milanovich (5, 14, 27, 5, 12) vs. NC State, 11-5-94
Opponent – Jameis Winston (5, 8, 21, 12, 21), Florida State, 10-5-13

Player Scored 4 TDs

Maryland – D.J. Adams (1 rush, 1 rush, 1 rush, 4 rush) vs. East Carolina, 12-29-10
Opponent – Bernard Pierce (1 rush, 9 rush, 4 rush, 44 rush, 13 rush) vs. Temple, 09-24-11

Player Scored 4 Rushing TDs

Maryland – D.J. Adams (1, 1, 1, 4) vs. East Carolina, 12-29-10
Opponent – Bernard Pierce (1 rush, 9 rush, 4 rush, 44 rush, 13 rush) vs. Temple, 09-24-11

Player Passed for 4 TDs

Maryland – Danny O'Brien (11, 10, 12, 71), vs. NC State, 11-27-10
Opponent – Gary Nova (7, 1, 8, 10), Rutgers, 11-29-14

Player Scored 3 TDs

Maryland – C.J. Brown (11 rush, 8 rush, 2 rush) vs. James Madison, 08-30-14
Opponent – Melvin Gordon (6 rush, 1 rush, 3 rush), Wisconsin, 10-25-14

Player Scored 3 Rushing TDs

Maryland – C.J. Brown (11, 8, 2) vs. James Madison, 08-30-14
Opponent – R. Wright (1 rush, 3 rush, 1 rush), Wisconsin, 12-30-14

Player Passed for 3 TDs

Maryland – Perry Hills (42, 12, 56) vs. West Virginia, 09-22-12
Opponent – Gary Nova (7, 1, 8, 10), Rutgers, 11-29-14

Player Scored 3 Receiving TDs

Maryland – Torrey Smith (11, 10, 12, 71) vs. NC State, 11-27-10
Opponent – Tavon Austin (44, 24, 34) vs. West Virginia, 09-22-12

Three Players Scored 2 TDs

Maryland – Jermaine Lewis (5 rec, 27 rec), Mancel Johnson (14 rec, 12 rec), Geroy Simon (94 KOR, 5 rec) vs. NC State, 11-05-94
Opponent – Kelvin Benjamin (1 rush, 17 rush), Nick O'Leary (8 rec, 12 rec.), Karlos Williams (1 run, 17 run), Florida State, 10-05-13

Two Players Scored 2 TDs

Maryland – D.J. Adams (1 rush, 1 rush, 4 rush), Da'Rel Scott (61 rush, 91 rush) vs. East Carolina, 12-29-10
Opponent – R. Wright (1 rush, 3 rush, 1 rush), D. Cajuste (8 pass, 9 pass), Stanford, 12-30-14

Touchdown Pass By a Non-Quarterback

Maryland – Stefan Diggs, 8-yarder to Matt Furstenburg, at North Carolina, 11-24-12
Opponent – Michael Campanaro, 4-yarder to Tanner Price, Wake Forest, 10-19-13

50-Yd. Field Goal

Maryland – Brad Craddock (50 yards), vs. Rutgers, 11-29-14
Opponent – Griffin Oakes (58 yards), Indiana, 09-27-14

45-Yd. Field Goal

Maryland – Brad Craddock (57 yards), vs. Ohio State, 10-04-14
Opponent – Sam Ficken (48 yards), Penn State, 11-01-14

Five Field Goals

Maryland – Dale Castro (45, 29, 18, 32, 42) vs. Mississippi State, 09-22-79
Opponent – Nicholas Setta (51, 32, 18, 46, 24), Notre Dame, 08-31-02

Four Field Goals

Maryland – Nick Ferrara (24, 29, 28, 32) vs. Miami, 09-05-11
Opponent – Sam Ficken (47, 25, 46, 48), Penn State, 11-01-14

Three Field Goals

Maryland – Brad Craddock (38, 41, 21) at Michigan, 11-22-14
Opponent – Matt Wile (22, 33, 26), Michigan, 11-22-14

Three Field Goals 45 Yards or More

Maryland – None
Opponent – Sam Ficken (47, 46, 48), Penn State, 11-01-14

Three Field Goals 40 Yards or More

Maryland – None
Opponent – Sam Ficken (47, 46, 48), Penn State, 11-01-14

Two Field Goals 45 Yards or More

Maryland – Brad Craddock (48, 48) at Indiana, 09-27-14
Opponent – Sam Ficken (47, 46, 48), Penn State, 11-01-14

Two Field Goals 40 Yards or More

Maryland – Brad Craddock (48, 48) at Indiana, 09-27-14
Opponent – Sam Ficken (47, 46, 48), Penn State, 11-01-14

Four Field Goals 30 Yards or More

Maryland – Nick Novak (54, 34, 31, 48) vs. Duke, 10-11-03
Opponent – None

Three Field Goals 30 Yards or More

Maryland – Brad Craddock (48, 30, 48) at Indiana, 09-27-14
Opponent – Sam Ficken (47, 46, 48), Penn State, 11-01-14

Two-Point Conversion by Rush

Maryland – Davin Meggett vs. West Virginia, 09-17-11
Opponent – Drew Dudzik, James Madison, 09-12-09

Two-Point Conversion by Pass

Maryland – C.J. Brown to Derrick Hayward vs. Michigan State, 11-15-14
Opponent – Chandler Whitmer to Jeremy Davis, at Connecticut, 09-14-13

Missed PAT (kick)

Maryland – Anthony Nixon vs. FIU, 08-31-13
Opponent – David Scully, Georgia Tech, 11-3-12

Defensive Extra-Point

Maryland – Anthony Nixon (58-yd. PAT return) vs. Boston College, 11-23-13
Opponent – L. Grant (100-yd. Interception return), Duke, 10-26-96

40 Rushing Attempts

Maryland – Charlie Wysocki (50-217) at Duke, 10-25-80
Opponent – Montel Harris (41-142), Boston College, 11-28-09

30 Rushing Attempts

Maryland – Lance Ball (32-109), vs. Boston College, 11-10-07
Opponent – Andre Williams (32-263), Boston College, 11-23-13

30 Rushing Attempts in One Half

Maryland – Charlie Wysocki (32) at Duke, 10-25-80

300 Rushing Yards

Maryland – LaMont Jordan (37-306) vs. Virginia, 11-20-99
Opponent – John Leach (46-329), Wake Forest, 11-20-93

200 Rushing Yards

Maryland – Da'Rel Scott (13-201) vs. East Carolina, 12-29-10
Opponent – Andre Williams (32-263), Boston College, 11-23-13

150 Rushing Yards

Maryland – C.J. Brown (18-161) vs. West Virginia, 09-13-14
Opponent – Terrel Hunt (23-156), Syracuse, 09-20-14

100 Rushing Yards

Maryland – Brandon Ross (10-108) vs. Rutgers, 11-29-14
Opponent – Jeremy Langford (25-139), Michigan State, 11-15-14

100 Rushing Yards by a Quarterback

Maryland – C.J. Brown (13-107) vs. Rutgers, 11-29-14
Opponent – Terrel Hunt (23-156), Syracuse, 09-20-14

Two Players with 100 Rushing Yards

Maryland – Brandon Ross (108) and C.J. Brown (107) vs. Rutgers, 11-29-14
Opponent – Yvenson Bernard (177) and James Rodgers (115), Oregon State, 12-28-07

Three Players with 100 Rushing Yards

Maryland – Richard Jennings (136), Steve Atkins (126) and Jamie Franklin (105) vs. Virginia, 11-22-75

90-Yd. TD Run

Maryland – Da'Rel Scott (91) vs. East Carolina, 12-29-10

80-Yd. TD Run

Maryland – Da'Rel Scott (91) vs. East Carolina, 12-29-10

75-Yd. TD Run

Maryland – C.J. Brown (75) vs. West Virginia, 9-13-14

75-Yd. Non-Scoring Run

Maryland – Darrius Heyward-Bey (76), at Clemson, 09-27-08

50-Yd. Non-Scoring Run

Maryland – C.J. Brown (64) vs. FIU, 08-31-13
Opponent – Joe Kerridge (52), Michigan, 11-22-14

50-Yd. TD Run

Maryland – C.J. Brown (75) vs. West Virginia, 9-13-14
Opponent – Tanner McEvoy (60), Wisconsin, 10-25-14

50 Pass Attempts

Maryland – Danny O'Brien (34-52-3, 289, 1 TD) vs. West Virginia, 09-17-11
Opponent – Jake Rudock (32-56-1, 317, 2 TD), Iowa, 10-18-14

40 Pass Attempts

Maryland – C.J. Brown (20-43-3) vs. Michigan State, 11-15-14
Opponent – Gary Nova (28-42-0, 347, 4), Rutgers, 11-29-14

35 Pass Attempts

Maryland – C.J. Brown (20-43-3) vs. Michigan State, 11-15-14
Opponent – Gary Nova (28-42-0, 347, 4), Rutgers, 11-29-14

40 Pass Completions

Maryland – Scott Milanovich (46-62-1, 380, 1 TD) at Florida St., 11-18-95

30 Pass Completions

Maryland – Danny O'Brien (34-52-3, 289, 1 TD) vs. West Virginia, 09-17-11
Opponent – Jake Rudock (32-56-1, 317, 2 TD), Iowa, 10-18-14

25 Pass Completions

Maryland – Danny O'Brien (34-52-3, 289, 1 TD) vs. West Virginia, 09-17-11
Opponent – Gary Nova (28-42-0, 347, 4), Rutgers, 11-29-14

400 Passing Yards

Maryland – Danny O'Brien (417) vs. NC State, 11-27-10
Opponent – Clint Trickett (511), West Virginia, 9-13-14

300 Passing Yards

Maryland – Caleb Rowe (332) vs. Virginia, 10-26-13
Opponent – Gary Nova (347), Rutgers, 11-29-14

250 Yards Passing

Maryland – C.J. Brown (280) at Syracuse, 09-20-14
Opponent – Gary Nova (347), Rutgers, 11-29-14

10 Receptions

Maryland – Stefon Diggs (10-138) vs. Stanford, 12-30-14
Opponent – Kevin White (13-216) and Mario Alford (11-131), West Virginia, 9-13-14

Two Players with 10 Receptions

Maryland – Walt Williams (11-84) and Geroy Simon (10-80) at Syracuse, 11-19-94
Opponent – Kevin White (13-216) and Mario Alford (11-131), West Virginia, 9-13-14

100 Receiving Yards

Maryland – Stefon Diggs (10-138) vs. Stanford, 12-30-14
Opponent – Janarion Grant (8-105), Rutgers, 11-29-14

Two Players with 100 Receiving Yards

Maryland – Stefon Diggs (6-112) and Deon Long (10-108) at Indiana, 09-27-14
Opponent – Kevin White (13-216) and Mario Alford (11-131), West Virginia, 9-13-14

Player with 100 Rushing Yards and 100 Receiving Yards

Opponent – Mikel Simpson (Rushing: 16-119; Receiving: 13-152), Virginia, 10-20-07

Three Players with 100 Receiving Yards

Maryland – Jason Kremus (119), Mancel Johnson (106) and Russ Weaver (105) at Wake Forest, 11-20-93
Opponent – Janarion Grant (8-105), Leonte Carroo (6-104-2), Andre Patton (8-101-2), Rutgers, 11-29-14

200 Receiving Yards

Maryland – Torrey Smith (14-224), NC State, 11-27-10
Opponent – Kevin White (13-216), West Virginia, 9-13-14

90-Yard TD Reception

Maryland – C.J. Brown to Brandon Ross (90) at Syracuse, 09-20-14
Opponent – Shawn Halloran to Troy Stradford (90), Boston College, 10-11-86

80-Yard TD Reception

Maryland – C.J. Brown to Brandon Ross (90) at Syracuse, 09-20-14
Opponent – Josh Padrick to Samuel Smith (89), FIU, 09-23-06

75-Yard Non-Scoring Reception

Maryland – Caleb Rowe to Brandon Ross (77) vs. Virginia, 10-12-13
Opponent – C. Randolph to Jax Landfried (78), Wake Forest, 12-30-02

75-Yard TD Reception

Maryland – C.J. Brown to Brandon Ross (90) at Syracuse, 09-20-14
Opponent – Chandler Whitmer to Shakim Phillips (75), Connecticut, 09-14-13

50-Yard Non-Scoring Reception

Maryland – C.J. Brown to Deon Long (50) vs. Michigan State, 11-15-14
Opponent – Connor Cook to Keith Mumphrey (62), Michigan State, 11-15-14

50-Yard TD Reception

Maryland – C.J. Brown to Amba Etta-Tawo (71) vs. Rutgers, 11-29-14
Opponent – Chase Rettig to Alex Amidon (74), Boston College, 11-23-13

Player Recorded 15 or More Tackles

Maryland – Cole Farrand (18) vs. Michigan State, 11-15-14
Opponent – Danzel White (15), Towson, 10-01-11

Player Recorded 20 or More Tackles

Maryland – Cole Farrand (23) vs. Clemson, 10-26-13
Opponent – N/A

Player Recorded 3.0 or More Sacks

Maryland – Andre Monre (3.0) at Virginia Tech, 11-16-13
Opponent – Jeremiah Attaochu (3.0) vs. Georgia Tech, 11-3-12

Player Recorded 2.0 or More Sacks

Maryland – Andre Monroe (2.0) vs. Ohio State, 10-04-14
Opponent – J. Vaughters (2.0), Stanford, 12-30-14

Team Gained 300 Rushing Yards

Maryland – vs. Old Dominion (312), 09-07-13
Opponent – Wisconsin (311), 10-25-14

Team Gained 400 Rushing Yards

Maryland – vs. Virginia (445), 11-20-99
Opponent – Navy (412), 09-06-10

Team Failed to Gain 100 Rushing Yards

Maryland – vs. Stanford (17), 12-30-14
Opponent – Penn State (42), 11-01-14

Team Failed to Gain 50 Rushing Yards

Maryland – vs. Stanford (17), 12-30-14
Opponent – Penn State (42), 11-01-14

Team Failed to Gain 25 Rushing Yards

Maryland – vs. Stanford (17), 12-30-14
Opponent – Boston College (8), 10-27-12

Team Gained 300 Passing Yards

Maryland – at Indiana (361), 09-27-14
Opponent – Rutgers (347), 11-29-14

Team Gained 400 Passing Yards

Maryland – vs. NC State, (417), 11-27-10
Opponent – West Virginia (511), 9-13-14

Team Gained 500 Passing Yards

Maryland – N/A
Opponent – West Virginia (511), 9-13-14

Team Failed to Gain 100 Passing Yards

Maryland – at Clemson (41), 11-10-12
Opponent – West Virginia (62), 09-21-13

Team Failed to Gain 50 Passing Yards

Maryland – at Clemson (41), 11-10-12
Opponent – Georgia Tech (31), 11-3-12

Team Gained 400 Yards of Total Offense

Maryland – Rutgers (476), 11-29-14
Opponent – vs. Stanford (414), 12-30-14

Team Gained 500 Yards of Total Offense

Maryland – at Connecticut (501), 09-14-13
Opponent – Wisconsin (527), 10-25-14

Team Gained 600 Yards of Total Offense

Maryland – at Duke (685), 09-25-04
Opponent – West Virginia (694), 9-13-14

Team Failed to Gain 200 Yards of Total Offense

Maryland – at Penn State (196), 11-01-14
Opponent – West Virginia (175), 09-21-13

Scored 50 Points or more

Maryland – vs. James Madison (52-7), 08-30-14
Opponent – Wisconsin (52), 10-25-14

Scored 50 Points or more (Conference Game)

Maryland – vs. Wake Forest (62-14), 10-30-10
Opponent – Wisconsin (52), 10-25-14

Shutout

Maryland – at Florida State (0-63), 10-05-13
Opponent – West Virginia (37-0), 09-21-13

Shutout (Conference Game)

Maryland – at Florida State (0-63), 10-05-13
Opponent – Wake Forest (26-0), 10-18-08

Terps Played in an Overtime Game

at Virginia Tech (W-1 OT, 27-24), 11-16-13
<i>All-time record in overtime games, 5-3 (2-0 at home, 3-3 on the road)</i>

Team Scored 28 Points or More In a Qtr

Maryland – vs. Rutgers (28, 2nd Qtr.), 11-29-14
Opponent – NC State (35, 4th Qtr.), 11-26-11

Team Scored 21 Points or More In a Qtr

Maryland – vs. Rutgers (28, 2nd Qtr.), 11-29-14
Opponent – Stanford (21, 2nd Qtr.), 12-30-14

MARYLAND SINGLE GAME, SEASON & CAREER RECORDS

RUSHING RECORDS

Career Yards

1. LaMont Jordan, 1997-00	4,147
2. Charlie Wysocki, 1978-81	3,317
3. Steve Atkins, 1975-78	2,971
4. Lance Ball, 2004-07	2,487
5. Bruce Perry, 1999, 2001-03	2,424
6. Rick Badanjek, 1982-85	2,417
7. Davin Meggett, 2008-11	2,411
8. Da'Rel Scott, 2007-10	2,401
9. Louis Carter, 1972-74	2,266
10. Alvin Blount, 1983-86	2,158
11. Willie Joyner, 1980-83	2,140
12. Josh Allen, 2002-03, 2005-06	1,958
13. Billy Lovett, 1966-68	1,913
14. Ed Modzelewski, 1949-51	1,893
15. Mark Mason, 1990-93	1,807
... Brandon Ross, 2012-	1,585

Season Yards

1. LaMont Jordan (Jr.), 1999	1,632
2. Charlie Wysocki (Jr.), 1980	1,359
3. Steve Atkins (Sr.), 1978	1,261
4. Bruce Perry (So.), 2001	1,242
5. Chris Downs (Sr.), 2002	1,154
6. Charlie Wysocki (So.), 1979	1,140
7. Da'Rel Scott (So.), 2008	1,133
8. Willie Joyner (Jr.), 1982	1,039
9. Louis Carter (Sr.), 1974	991
10. Billy Lovett (Sr.), 1968	963
11. Art Seymore (So.), 1970	945
12. Josh Allen (So.), 2003	922
13. LaMont Jordan (Sr.), 2000	920
14. Willie Joyner (Sr.), 1983	908
15. LaMont Jordan (So.), 1998	906

Single-Game Yards

1. LaMont Jordan vs. Virginia, 1999	306
2. Bruce Perry vs. Wake Forest, 2001	276
3. Josh Allen vs. Virginia, 2003	257
4. Willie Joyner vs. No. Carolina, 1982	240
5. Bruce Perry vs. Wake Forest, 2003	237
George Scott vs. Villanova, 1977	237
7. LaMont Jordan vs. Duke, 1999	227
8. Charlie Wysocki vs. Louisville, 1979	222
9. Rick Badanjek vs. Virginia, 1984	217
10. Charlie Wysocki vs. Duke, 1980	216
11. Steve Atkins vs. Syracuse, 1976	215
12. Alvin Blount vs. Clemson, 1984	214
13. Louis Carter vs. Virginia, 1974	213
14. Chris Downs vs. Georgia Tech, 2002	212
15. Charlie Wysocki vs. Virginia, 1979	202

Career Touchdowns

1. Rick Badanjek, 1982-85	44
2. LaMont Jordan, 1997-2000	36
3. Steve Atkins, 1975-78	31
4. Lance Ball, 2004-07	26
Charlie Wysocki, 1978-81	26
6. Louis Carter, 1972-74	25
C.J. Brown, 2011-14	25
8. Josh Allen, 2002-03, 2005-06	21
Ed Modzelewski, 1949-51	21
10. Keon Lattimore, 2004-07	19
Buddy Rodgers, 1994-97	19
12. Davin Meggett, 2008-11	18
Tommy Neal, 1983-86	18
Ed Vereb, 1953-55	18
Bob Shemonski, 1949-51	18
Da'Rel Scott, 2007-10	17
Bruce Perry, 1999, 2001-2003	17

Season Touchdowns

1. LaMont Jordan (Jr.), 1999	16
2. Rick Badanjek (Jr.), 1984	15
Bob Shemonski (Jr.), 1950	15
4. Louis Carter (Jr.), 1973	14
Ed Vereb (Sr.), 1955	14
6. Keon Lattimore (Sr.), 2007	13
Chris Downs (Sr.), 2002	13
8. C.J. Brown (Sr.), 2013	12
Lance Ball (Sr.), 2007	12
Rick Badanjek (Sr.), 1985	12
11. D.J. Adams (Fr.), 2010	11
LaMont Jordan (Sr.), 2000	11
Charlie Wysocki (Jr.), 1980	11
Ed Modzelewski (Sr.), 1951	11
Lu Gambino (Sr.), 1947	11

Single-Game Touchdowns

1. Bob Shemonski vs. Va. Tech, 1950	5
2. D.J. Adams vs. East Carolina, 2010	4
Chris Downs vs. North Carolina, 2002	4
LaMont Jordan vs. Clemson, 1999	4
Charlie Wysocki vs. Virginia, 1981	4
6. C.J. Brown vs. James Madison, 2014	3
C.J. Brown vs. NC State, 2013	3
D.J. Adams vs. Virginia, 2010	3
Lance Ball vs. Georgia Tech, 2007	3
Keon Lattimore vs. Villanova, 2007	3
Chris Downs vs. Georgia Tech, 2002	3
Bruce Perry vs. E. Michigan, 2001	3
LaMont Jordan vs. Middle Tennessee State, 2000	3
LaMont Jordan vs. Western Carolina, 1999	3
Rick Badanjek vs. No. Carolina, 1984	3
Rick Badanjek vs. NC State, 1984	3
John Nash vs. Wake Forest, 1982	3
Steve Atkins vs. Duke, 1978	3
George Scott vs. Villanova, 1977	3
Steve Atkins vs. Duke, 1977	3
Steve Atkins vs. Syracuse, 1977	3
Louis Carter vs. Clemson, 1973	3
Dennis O'Hara vs. Wake Forest, 1969	3
Dennis Condie vs. Virginia, 1960	3
Jim Joyce vs. Virginia, 1959	3
John Forbes vs. Miami, 1958	3

PASSING RECORDS

Career Completions

1. Scott Milanovich, 1992-95	650
2. Chris Turner, 2007-09	547
3. Boomer Esiason, 1981-83	461
4. C.J. Brown, 2011-14	437
5. Sam Hollenbach, 2003-06	417
6. Neil O'Donnell, 1987-89	387
7. Dan Henning, 1985-87	353
8. Brian Cummings, 1994-97	344
9. Danny O'Brien, 2010-11	342
10. Scott McBrien, 2002-03	335
11. John Kaleo, 1991-92	305
12. Dick Shiner, 1961-63	287
13. Shaun Hill, 2000-01	270
Scott Zolak, 1988-90	270
15. Stan Gelbaugh, 1981-85	251

Season Completions

1. John Kaleo (Sr.), 1992	286
2. Scott Milanovich (So.), 1993	279
3. Scott Milanovich (Jr.), 1994	229
4. Scott Zolak (Sr.), 1990	225
5. Chris Turner (Jr.), 2008	214
6. Sam Hollenbach (Sr.), 2006	203
7. Shaun Hill (Sr.), 2001	197
8. Dan Henning (Jr.), 1986	196
9. Danny O'Brien (Fr.), 2010	192
Sam Hollenbach (Jr.), 2005	192
11. C.J. Brown (Gr.), 2014	189
12. Chris Turner (Sr.), 2009	180
13. Boomer Esiason (Jr.), 1982	176
14. Scott McBrien (Sr.), 2003	173
15. C.J. Brown (Sr.), 2013	166
Stan Gelbaugh (Sr.), 1985	166

Single-Game Completions

1. Scott Milanovich vs. Florida St., 1995	46
2. Scott Milanovich vs. Wake Forest, 1993	37
3. Scott Milanovich vs. Syracuse, 1994	35
Scott Milanovich vs. W. Virginia, 1993	35
5. Danny O'Brien vs. W. Virginia, 2011	34
Scott Milanovich vs. No. Carolina, 1993	34
7. Danny O'Brien vs. NC State, 2010	33
Chris Turner vs. Boston College, 2008	33
9. Scott Milanovich vs. Wake Forest, 1995	32
Scott Milanovich vs. Virginia, 1994	32
Scott Milanovich vs. NC State, 1994	32
John Kaleo vs. Virginia, 1992	32
13. Danny O'Brien vs. Miami, 2011	31
John Kaleo vs. No. Carolina, 1992	31

MARYLAND SINGLE GAME, SEASON & CAREER RECORDS

Career Yards

1. Scott Milanovich, 1992-95	7,301
2. Chris Turner, 2007-09	6,543
3. Boomer Esiason, 1981-83	6,259
4. C.J. Brown, 2011-14	5,372
5. Scott McBrien, 2002-2003	5,169
6. Sam Hollenbach, 2003-06	5,139
7. Neil O'Donnell, 1987-89	4,989
8. Dan Henning, 1985-87	4,560
9. Danny O'Brien, 2010-11	4,086
10. Brian Cummings, 1994-97	4,080
11. John Kaleo, 1991-92	3,660
12. Stan Gelbaugh, 1981-85	3,659
13. Dick Shiner, 1961-63	3,410
14. Bob Avellini, 1972-74	3,222
15. Shaun Hill, 2000-01	3,159
16. Scott Zolak, 1988-90	3,124

Season Yards

1. Scott Milanovich (So.), 1993	3,499
2. John Kaleo (Sr.), 1992	3,392
3. Dan Henning (Jr.), 1986	2,725
4. Scott McBrien (Sr.), 2003	2,672
5. Scott Zolak (Sr.), 1990	2,589
6. Sam Hollenbach (Jr.), 2005	2,539
7. Chris Turner (Jr.), 2008	2,516
8. Scott McBrien (Jr.), 2002	2,497
9. Stan Gelbaugh (Sr.), 1985	2,475
10. Danny O'Brien (Fr.) 2010	2,438
11. Scott Milanovich (Jr.), 1994	2,394
12. Shaun Hill (Sr.), 2001	2,380
13. Sam Hollenbach (Sr.), 2006	2,371
14. Boomer Esiason (Sr.), 1983	2,322
15. Boomer Esiason (Jr.), 1982	2,302
16. C.J. Brown (Sr.), 2013	2,288

Single-Game Yards

1. Scott Milanovich vs. Va. Tech, 1993	498
2. Scott Milanovich vs. W. Virginia, 1993	451
3. John Kaleo vs. Clemson, 1992	418
4. Danny O'Brien vs. NC State, 2010	417
5. Scott Milanovich vs. Wake Forest, 1993	416
6. John Kaleo vs. Pittsburgh, 1992	415
7. Scott Milanovich vs. Duke, 1993	414
8. Scott Milanovich vs. No. Carolina, 1993	405
John Kaleo vs. Wake Forest, 1992	405
10. Scott McBrien vs. West Virginia (Gator Bowl), 2004	381
11. Scott Milanovich vs. Florida St., 1995	380

Career Touchdowns

1. Scott Milanovich, 1992-95	49
2. Boomer Esiason, 1981-83	42
3. Scott McBrien, 2002-2003	34
4. C.J. Brown, 2011-14	33
5. Chris Turner, 2007-09	30
6. Danny O'Brien, 2010-11	29
7. Sam Hollenbach, 2003-06	28
8. Neil O'Donnell, 1987-89	26
9. Dan Henning, 1985-87	24
Alan Pastrana, 1965-68	23
11. Brian Cummings, 1994-97	22
Jack Scarbath, 1950-52	22
Dick Shiner, 1961-63	21
14. Stan Gelbaugh, 1981-85	20
15. Shaun Hill, 2000-01	19

Season Touchdowns

1. Scott Milanovich (So.), 1993	26
2. Danny O'Brien (Fr.) 2010	22
3. Scott Milanovich (Jr.), 1994	20
4. Scott McBrien (Sr.), 2003	19
5. Boomer Esiason (Jr.), 1982	18
6. John Kaleo (Sr.), 1992	17
Alan Pastrana (Jr.), 1966	17
8. Sam Hollenbach (Sr.), 2006	15
Scott McBrien (Jr.), 2002	15
Dan Henning (Jr.), 1986	15
Stan Gelbaugh (Sr.), 1985	15
Boomer Esiason (Sr.), 1983	15
13. C.J. Brown (Gr.), 2014	13
C.J. Brown (Sr.), 2013	13
Chris Turner (Jr.), 2008	13
Shaun Hill (Sr.), 2001	13
Sam Hollenbach (Jr.), 2005	13

Single-Game Touchdowns

1. Scott Milanovich vs. NC State, 1994	5
Scott Milanovich vs. Wake Forest, 1993	5
Scott Milanovich vs. W. Virginia, 1993	5
Scott Milanovich vs. No. Carolina, 1993	5
John Kaleo vs. Clemson, 1992	5
6. Danny O'Brien vs. NC State, 2010	4
Danny O'Brien vs. Wake Forest, 2010	4
Joel Statham vs. Duke, 2004	4
Scott McBrien vs. North Carolina, 2003	4
Scott Milanovich vs. Ga. Tech, 1994	4
Scott Milanovich vs. Va. Tech, 1993	4
Mark Manges vs. Villanova, 1975	4

RECEIVING RECORDS

Career Receptions

1. Jermaine Lewis, 1992-95	193
2. Geroy Simon, 1993-96	185
3. Torrey Smith, 2008-10	152
4. Stefon Diggs, 2012-	150
5. Darrius Heyward-Bey, 2006-08	138
6. Frank Wycheck, 1990-92	134
7. Russ Weaver, 1992-94	120
8. Guilian Gary, 1998-2001	113
9. Azizuddin Abdur-Ra'oof, 1984-87	108
10. Barry Johnson, 1987-90	106
11. Ferrell Edmunds, 1984-87	101
Marcus Badgett, 1989-92	100
Frank Russell, 1972-74	100
14. Greg Hill, 1982-84	97
15. Mancel Johnson, 1993-96	94

Season Receptions

1. Geroy Simon (So.), 1994	77
2. Marcus Badgett (Sr.), 1992	75
3. Russ Weaver (Jr.), 1993	69
4. Torrey Smith (Jr.), 2010	67
5. Jermaine Lewis (Sr.), 1995	66
6. Stefon Diggs (Jr.), 2014	62
7. Torrey Smith (So.), 2009	61
8. Frank Wycheck (Fr.), 1990	58
9. Richie Harris (Sr.), 1992	56
10. Stefon Diggs (Fr.), 2012	54
Geroy Simon (Jr.), 1995	54
12. Jermaine Lewis (So.), 1993	52
Dan Prunzik (Sr.), 1992	52
14. Darrius Heyward-Bey (So.), 2007	51
Vernon Davis (Jr.), 2005	51
Allen Williams (Sr.), 1994	51
Greg Hill (Sr.), 1984	51

Single-Game Receptions

1. Geroy Simon vs. Florida St., 1995	16
2. Torrey Smith vs. NC State, 2010	14
Russ Weaver vs. Wake Forest, 1993	14
Frank Wycheck vs. Va. Tech, 1990	14
5. Jermaine Lewis vs. Ga. Tech, 1995	13
6. Frank Wycheck vs. NC State, 1990	12
7. Darrius Heyward-Bey vs. Wake Forest, 2008	11
Jermaine Lewis vs. NC State, 1995	11
Allen Williams vs. Syracuse, 1994	11
Geroy Simon vs. W. Virginia, 1994	11
Marcus Badgett vs. Wake Forest, 1992	11
Marcus Badgett vs. Pittsburgh, 1992	11
John Tice vs. Clemson, 1982	11
Stefon Diggs vs. Boston College, 2012	11
Stefon Diggs vs. Boston College, 2012	11

MARYLAND SINGLE GAME, SEASON & CAREER RECORDS

Career Yards

1. Jermaine Lewis, 1992-95	2,932
2. Stefon Diggs, 2012-14	2,227
3. Torrey Smith, 2008-10	2,215
4. Darrius Heyward-Bey, 2006-08	2,089
5. Geroy Simon, 1993-96	2,059
6. Azizuddin Abdur-Ra'ouf, 1984-87	1,895
7. Marcus Badgett, 1989-92	1,748
Barry Johnson, 1987-90	1,721
Greg Hill, 1982-84	1,721
10. Ferrell Edmunds, 1984-87	1,641
11. Guilian Gary, 1998-2001	1,552
12. James Milling, 1984-87	1,446
13. Russell Davis, 1981-83	1,408
14. Vernon Davis, 2003-05	1,371
15. Frank Russell, 1972-74	1,344

Season Yards

1. Marcus Badgett (Sr.), 1992	1,240
2. Torrey Smith (Jr.), 2010	1,055
3. Jermaine Lewis (So.), 1993	957
4. Jermaine Lewis (Sr.), 1995	937
5. Geroy Simon (So.), 1994	891
6. Vernon Davis (Jr.), 2005	871
7. Stefon Diggs (Fr.), 2012	848
8. Torrey Smith (So.), 2009	824
9. Greg Hill (Sr.), 1984	820
10. Stefon Diggs (Jr.), 2014	792
11. Darrius Heyward-Bey, (So.), 2007	786
12. Guilian Gary (Sr.), 2001	727
13. Darrius Heyward-Bey (Fr.), 2006	694
14. Jermaine Lewis (Jr.), 1994	692
15. Barry Johnson (Jr.), 1989	689

Single-Game Yardage

1. Marcus Badgett vs. Pittsburgh, 1992	251
2. Jermaine Lewis vs. No. Carolina, 1993	250
3. Torrey Smith vs. NC State, 2010	224
4. James Milling vs. No. Carolina, 1986	220
5. Marcus Badgett vs. Duke, 1992	218
6. Jermaine Lewis vs. Duke, 1995	205
7. Jermaine Lewis vs. Ga. Tech, 1995	189
8. Russell Davis vs. Penn State, 1982	188
9. Marcus Badgett vs. Wake Forest, 1992	187
10. Marcus Badgett vs. Clemson, 1992	184
11. Greg Hill vs. Miami, 1984	182

Career Touchdowns

1. Jermaine Lewis, 1992-95	21
2. Torrey Smith, 2008-10	19
3. Greg Hill, 1982-84	18
4. Stefon Diggs, 2012-	14
5. Darrius Heyward-Bey, 2006-08	13
Guilian Gary, 1998-2001	13
7. Gary Collins, 1959-61	12
8. Marcus Badgett, 1989-92	11
Barry Johnson, 1987-90	11
10. Mancel Jonnson, 1993-96	10
Geroy Simon, 1993-96	10
Azizuddin Abdur-Ra'ouf, 1984-87	10
Ferrell Edmunds, 1984-87	10
Dan Bungori, 1971-73	10
15. Vernon Davis, 2003-05	9
Vernon Joines, 1985-88	9
Mike Lewis, 1979-82	9

Season Touchdowns

1. Torrey Smith (Jr.), 2010	12
2. Jermaine Lewis (Jr.), 1994	9
Marcus Badgett (Sr.), 1992	9
4. Dan Bungori (So.), 1971	8
5. Guilian Gary (Jr.), 2000	7
Jermaine Lewis (So.), 1993	7
Greg Hill (Jr.), 1983	7
Greg Hill (So.), 1982	7
Billy Van Heusen (Jr.), 1966	7
Darryl Hill (Jr.), 1963	7
11. Vernon Davis (Jr.), 2005	6
Latrez Harrison (Sr.), 2003	6
Guilian Gary (Sr.), 2001	6
Barry Johnson (Jr.), 1989	6
James Milling (Jr.), 1986	6
Don Ratliff (Sr.), 1972	6
Stefon Diggs (Fr.), 2012	6

Single-Game Touchdowns

1. Torrey Smith vs. NC State, 2010	4
2. Vernon Davis vs. Duke, 2004	3
Guilian Gary vs. Georgia Tech, 2000	3
Jermaine Lewis vs. W. Virginia, 1993	3
James Milling vs. No. Carolina, 1986	3
6. 37 players	2
(last time: Marcus Leak vs. USF, 9/6/2014)	

DEFENSIVE RECORDS

Career Tackles (since 1969)

1. Eric Wilson, 1981-84	481
2. E.J. Henderson, 1999-2002	473
3. Chuck Faucette, 1983-86	466
4. D'Qwell Jackson, 2002-05	447
5. Ratcliff Thomas, 1993-96	424
6. Eric Barton, 1995-98	417
7. Mike Jarmolowich, 1989-92	414
8. Brad Carr, 1974-77	386
9. Scott Saylor, 1987-89	382
10. Alex Wujciak, 2008-10	381
11. Bruce Palmer, 1976-78	351
12. Aaron Thompson, 1998-2001	348
13. Mike Corvino, 1979-82	347
14. Ted Klaube, 1975-77	344
15. Demetrius Hartsfield, 2009-12	338

Season Tackles (since 1969)

1. Neal Olkewicz (Sr.), 1978	188
2. Ted Klaube (Sr.), 1977	186
3. Eric Wilson (Jr.), 1983	178
4. E.J. Henderson (Sr.), 2002	175
5. Harry Walters (Jr.), 1974	173
6. Kevin Walker (Sr.), 1987	172
7. Eric Wilson (Sr.), 1984	160
8. Eric Barton (Sr.), 1998	159
Brian Matera (Sr.), 1979	159
10. Brad Carr (Jr.), 1976	157
11. Mike Jarmolowich (Jr.), 1991	153
12. Chuck Faucette (Sr.), 1986	151
Bruce Palmer (Sr.), 1978	151
14. E.J. Henderson (Jr.), 2001	150
15. Kevin Benson (Sr.), 1975	149

Career TFL (since 1974)

1. E.J. Henderson, 1999-02	62.5
2. Aaron Thompson, 1998-01	45
3. Andre Monroe, 2011-14	38.5
4. Charles Johnson, 1976-78	37
5. Mike Corvino, 1979-82	36
6. Eric Ogboqu, 1994-97	35.5
7. Randy Starks, 2001-03	34.0
8. Shawne Merriman, 2003-04	32.5
9. Al Wallace, 1993-96	32
Joe Vellano, 2009-12	32
11. Delbert Cowsette, 1996-99	31
12. Gurnest Brown, 1979-82	27
Demetrius Hartsfield, 2009-12	27
14. Mike Whaley, 2000-01	26
15. Jeremy Navarre, 2005-08	25.5

MARYLAND SINGLE GAME, SEASON & CAREER RECORDS

Season TFL (since 1974)

1. E.J. Henderson (Jr.), 2001	28
2. Randy White (Sr.), 1974	24
3. E.J. Henderson (Sr.), 2002	19.5
4. Charles Johnson (Sr.), 1978	18
5. Andre Monroe (Jr.), 2013	17
Shawne Merriman (So.), 2004	17
Aaron Thompson (So.), 1999	17
Kris Jenkins (Sr.), 2000	17
Bruce Palmer (Sr.), 1978	17
10. Jack Bradford (Sr.), 1990	16
Bruce Mesner (Sr.), 1985	16
12. Marcus Whitfield (Sr.), 2013	15.5
13. Eric Ogbogu (Jr.), 1996	15
Eric Hicks (Jr.), 1996	15
Gurnest Brown (Jr.), 1981	15

Career TFL Yards (since 1974)

1. Andre Monroe, 2011-14	212
2. E.J. Henderson, 1999-2002	207
3. Mike Corvino, 1979-82	206
4. Charles Johnson, 1976-78	205
5. Aaron Thompson, 1998-2001	197
6. Shawne Merriman, 2002-03	170
7. James Shaffer, 1976-79	153
8. Gurnest Brown, 1979-82	149
9. Adrian Moten, 2007-10	145
10. Randy Starks, 2001-03	143
Eric Ogbogu, 1994-97	143
Ted Chapman, 1984-86	143

Season TFL Yards (since '74)

1. Randy White (Sr.), 1974	122
2. Charles Johnson (Sr.), 1978	119
3. Marcus Whitfield (Sr.), 2013	109
4. Marlin Van Horn (Jr.), 1978	101
5. Mark Duda (Sr.), 1982	94
6. Andre Monroe (Sr.), 2014	92
7. Mike Corvino (Jr.), 1981	91
8. Shawne Merriman (So.), 2004	87
9. E.J. Henderson (Sr.), 2002	86
Bruce Mesner (Sr.), 1986	86
11. James Shaffer (Sr.), 1979	84
12. Bruce Palmer (Sr.), 1978	81

Career Sacks (since 1969)

1. Andre Monroe, 2011-14	25
2. Mike Corvino, 1979-82	24
3. Shawne Merriman, 2002-04	22
4. Mark Duda, 1979-82	19
Charles Johnson, 1976-78	19
Bruce Palmer, 1976-78	19
7. Eric Ogbogu, 1994-97	18.5
8. E.J. Henderson, 1999-2002	18
Bruce Mesner, 1983-86	18
Gurnest Brown, 1979-82	18
Randy Starks, 2001-03	17.5
12. Joe Campbell, 1973-76	17
Adrian Moten, 2007-10	15.5
14. Aaron Thompson, 1998-2001	15

Jack Bradford, 1987-90	15
Ernie Salley, 1974-77	15

Season Sacks (since 1969)

1. Mark Duda (Sr.), 1982	13
Bruce Palmer (Sr.), 1978	13
3. Bruce Mesner (Jr.), 1985	12
Charles Johnson (Sr.), 1978	12
Randy White (Sr.), 1974	12
6. Mike Corvino (Jr.), 1981	11
Marlin Van Horn (Sr.), 1979	11
8. Andre Monroe (Sr.), 2014	10.5
9. Kris Jenkins (Sr.), 2000	10
Gurnest Brown (Jr.), 1981	10
Jack Bradford (Sr.), 1990	10
12. Andre Monroe (Jr.), 2013	9.5
13. Marcus Whitfield (Sr.), 2013	9.0
14. Shawne Merriman (So.), 2003	8.5
Shawne Merriman (Jr.), 2004	8.5
E.J. Henderson (Sr.), 2002	8.5

Season Forced Fumbles (since 1987)

1. Joel Goode, 1987	6
2. Darin Drakeford, 2011	4
Kenny Tate, 2010	4
Milton Harris, 2005	4
5. Adrian Moten, 2007	3
Moise Fokou, 2007	3
Erin Henderson, 2006	3
Shawne Merriman, 2004	3
E.J. Henderson, 2002	3
Rod Littles, 2001	3
Aaron Thompson, 2000	3
Rod Littles, 2000	3
Eric Barton, 1998	3
Eric Ogbogu, 1998	3
Chad Wiestling, 1992	3
Lubo Zizakovich, 1990	3
Cole Farrand, 2012	3

Career Interceptions

1. Tom Brown, 1960-62	17
2. Lendell Jones, 1980-83	14
3. Bob Sullivan, 1962-63	13
4. A.J. Johnson, 1993-96	12
Bob Smith, 1972-74	12
Bernie Faloney, 1951-53	12
7. Curome Cox, 2000-02	10
Lewis Sanders, 1996-99	10
Howard Eubanks, 1979-82	10
Lloyd Burruss, 1976-80	10
Ralph Lary, 1977-80	10
Ken Schroy, 1972-74	10
13. Tony Jackson, 1997-2001	9
Shawn Forte, 1998-2000	9
Keeta Covington, 1983-86	9
Clarence Baldwin, 1981-83	9

Jim Brechbiel, 1972-75	9
Wally Stalnaker, 1967-69	9
Joe Horning, 1951-54	9

Season Interceptions

1. Bob Sullivan (Sr.), 1965	10
2. Tom Brown (Jr.), 1961	8
3. Clarence Baldwin (Sr.), 1983	7
Lendell Jones (Jr.), 1982	7
Ralph Lary (Jr.), 1979	7
Bob Smith (So.), 1972	7
7. William Likely (So.), 2014	6
Tony Jackson (Sr.), 2001	6
Lewis Sanders (Jr.), 1999	6
A.J. Johnson (Jr.), 1995	6
Keeta Covington (Jr.), 1985	6
Larry Marshall (Sr.), 1971	6
Tom Brown (Sr.), 1962	6
Bernie Faloney (Sr.), 1953	6
Joe Horning (Fr.), 1951	6
15. 10 players	5
(last time: Domonique Foxworth (So.), 2002)	

Single-Game Interceptions

1. Lendell Jones vs. Duke, 1982	4
---------------------------------	---

Career Interception Return Yards

1. Tom Brown, 1960-62	275
2. Alex Wujciak, 2008-10	238
3. Joe Horning, 1951-54	222
4. Bill McFadden, 1979-82	212
5. Bernie Faloney, 1950-53	207
6. Randall Jones, 1998-2001	177
7. Lloyd Burruss, 1976-80	173
8. William Likely, 2013-	170
9. Jim LaRue, 1947-49	168
10. Ernie Arizzi, 1961-63	166
11. Ken Schroy, 1972-74	165
12. Frank Tamburello, 1954-55	161
13. Ralph Lary, 1977-80	160
14. Curome Cox, 2000-03	153
15. Joe Petruzzo, 1950-51	143

Season Interception Return Yards

1. William Likely (So.), 2014	170
2. Alex Wujciak (Jr.), 2009	152
3. Joe Horning (Fr.), 1951	147
4. Frank Tamburello (So.), 1954	140
5. Cliff Crosby (Sr.), 1998	133
6. Larry Marshall (Sr.), 1971	131
7. Tom Brown (Sr.), 1962	122
8. Eddie Tomlin (Sr.), 1989	120
9. Shawn Forte (Sr.), 2000	114
10. Bill McFadden (Jr.), 1981	112
11. Dickie Lewis (So.), 1956	111
12. Jim LaRue (Sr.), 1949	103
13. Ralph Lary (Jr.), 1979	102
Joe Petruzzo (So.), 1950	102
15. Cameron Chism (Sr.), 2011	100

2014 TEAM STATISTICS

Team Statistics	UMD	OPP
SCORING	370	392
Points Per Game	28.5	30.2
Points Off Turnovers	165	237
FIRST DOWNS	227	291
Rushing	88	138
Passing	119	131
Penalty	20	22
RUSHING YARDAGE	1584	2625
Yards gained rushing	1962	2980
Yards lost rushing	378	355
Rushing Attempts	428	584
Average Per Rush	3.7	4.5
Average Per Game	121.8	201.9
TDs Rushing	21	24
PASSING YARDAGE	2863	3046
Comp-Att-Int	228-418-14	253-456-9
Average Per Pass	6.8	6.7
Average Per Catch	12.6	12.0
Average Per Game	220.2	234.3
TDs Passing	19	19
TOTAL OFFENSE	4447	5671
Total Plays	846	1040
Average Per Play	5.3	5.5
Average Per Game	342.1	436.2
KICK RETURNS: #-Yards	42-1073	45-1029
PUNT RETURNS: #-Yards	22-274	31-325
INT RETURNS: #-Yards	9-172	14-140
KICK RETURN AVERAGE	25.5	22.9
PUNT RETURN AVERAGE	12.5	10.5
INT RETURN AVERAGE	19.1	10.0
FUMBLES-LOST	18-8	21-13
PENALTIES-Yards	77-677	82-686
Average Per Game	52.1	52.8
PUNTS-Yards	86-3487	67-2653
Average Per Punt	40.5	39.6
Net punt average	34.7	32.8
KICKOFFS-Yards	75-4684	75-4616
Average Per Kick	62.5	61.5
Net kick average	39.1	36.9
TIME OF POSSESSION/Game	26:56	32:59
3RD-DOWN Conversions	60/184	90/224
3rd-Down Pct	33%	40%
4TH-DOWN Conversions	7/13	13/27
4th-Down Pct	54%	48%
SACKS BY-Yards	32-232	37-222
MISC YARDS	1	0
TOUCHDOWNS SCORED	45	46
FIELD GOALS-ATTEMPTS	18-19	23-31
ON-SIDE KICKS	0-2	1-3
RED-ZONE SCORES	(32-35) 91%	(50-60) 83%
RED-ZONE TOUCHDOWNS	(24-35) 69%	(34-60) 57%
PAT-ATTEMPTS	(44-44) 100%	(45-45) 100%
ATTENDANCE	281884	399761
Games/Avg Per Game	6/46981	6/66627
Neutral Site Games		1/34780

Score by Quarters	1st	2nd	3rd	4th	OT	Total
Maryland	65	136	52	117	0	370
Opponents	90	125	79	98	0	392

2014 INDIVIDUAL STATISTICS

Rushing	gp-gs	att	gain	loss	net	avg	td	lg	avg/g
Brown, C.J.	13-13	161	806	267	539	3.3	8	75	41.5
Ross, Brandon	13-9	85	457	38	419	4.9	4	44	32.2
Brown, Wes	12-3	103	388	32	356	3.5	6	33	29.7
Veii, Jacquille	13-4	19	105	0	105	5.5	2	23	8.1
Goins, Kenneth	13-4	14	67	5	62	4.4	0	16	4.8
Reid, Albert	4-1	16	62	1	61	3.8	1	12	15.2
Diggs, Stefon	10-10	5	31	3	28	5.6	0	12	2.8
Hills, Perry	3-0	3	15	0	15	5.0	0	12	5.0
Long, Deon	13-13	1	9	0	9	9.0	0	9	0.7
Rowe, Caleb	4-0	13	22	19	3	0.2	0	5	0.8
Team	10-0	8	0	13	-13	-1.6	0	0	-1.3
Total	13	428	1962	378	1584	3.7	21	75	121.8
Opponents	13	584	2980	355	2625	4.5	24	60	201.9

Passing	gp-gs	effic	comp-att-int	pct	yds	td	lg	avg/g
Brown, C.J.	13-13	114.15	189-354-10	53.4	2288	13	90	176.0
Rowe, Caleb	4-0	154.77	34-54-4	63.0	489	5	60	122.2
Hills, Perry	3-0	155.24	5-10-0	50.0	86	1	53	28.7
Total	13	120.38	228-418-14	54.5	2863	19	90	220.2
Opponents	13	121.40	253-456-9	55.5	3046	19	62	234.3

Receiving	gp-gs	no.	yds	avg	td	lg	avg/g
Diggs, Stefon	10-10	62	792	12.8	5	77	79.2
Long, Deon	13-13	51	575	11.3	2	50	44.2
Brown, Wes	12-3	21	198	9.4	0	38	16.5
Leak, Marcus	13-7	20	297	14.9	3	46	22.8
Veii, Jacquille	13-4	16	230	14.4	1	60	17.7
Ross, Brandon	13-9	14	212	15.1	2	90	16.3
Winfree, Juwann	8-0	11	158	14.4	2	31	19.8
Etta-Tawo, Amba	13-6	10	222	22.2	1	71	17.1
Goins, Kenneth	13-4	7	54	7.7	1	17	4.2
Reid, Albert	4-1	6	51	8.5	0	20	12.8
Adams, Daniel	4-0	2	39	19.5	1	20	9.8
Hayward, Derrick	12-2	2	25	12.5	0	27	2.1
Gallo, P.J.	13-2	2	13	6.5	1	11	1.0
Isaacs, Andrew	4-3	2	3	1.5	0	3	0.8
Culmer, Malcolm	9-0	1	5	5.0	0	5	0.6
Brown, C.J.	13-13	1	-11	-11.0	0	0	-0.8
Total	13	228	2863	12.6	19	90	220.2
Opponents	13	253	3046	12.0	19	62	234.3

Punt Returns	no.	yds	avg	td	lg
Likely, William	20	225	11.2	1	69
Nixon, Anthony	1	12	12.0	0	0
Team	1	37	37.0	0	0
Thompson, Avery	0	0	0.0	1	0
Total	22	274	12.5	2	69
Opponents	31	325	10.5	0	32

Interceptions	no.	yds	avg	td	lg
Likely, William	6	170	28.3	2	88
Nixon, Anthony	1	2	2.0	0	2
Johnson, Jeremiah	1	0	0.0	0	0
Hill, Alvin	1	0	0.0	0	0
Total	9	172	19.1	2	88
Opponents	14	140	10.0	2	22

Kick Returns	no.	yds	avg	td	lg
Diggs, Stefon	20	478	23.9	0	59
Likely, William	16	496	31.0	1	100
Veii, Jacquille	4	69	17.2	0	30
Lane, DeAndre	1	14	14.0	0	14
Riddle, Joe	1	16	16.0	0	16
Total	42	1073	25.5	1	100
Opponents	45	1029	22.9	0	71

Fumble Returns	no.	yds	avg	td	lg
Farrand, Cole	1	6	6.0	0	6
Total	1	6	6.0	0	6
Opponents	1	21	21.0	1	21

2014 INDIVIDUAL STATISTICS

Scoring	td	fg	PAT				dpx	saf	pts
			kick	rush	rcv	pass			
Craddock, Brad	-	18-19	44-44	-	-	-	-	-	98
Brown, C.J.	8	-	-	-	-	1-1	-	-	48
Ross, Brandon	6	-	-	-	-	-	-	-	36
Brown, Wes	6	-	-	-	-	-	-	-	36
Diggs, Stefon	5	-	-	-	-	-	-	-	30
Likely, William	4	-	-	-	-	-	-	-	24
Leak, Marcus	3	-	-	-	-	-	-	-	18
Veii, Jacquille	3	-	-	-	-	-	-	-	18
Winfree, Juwann	2	-	-	-	-	-	-	-	12
Long, Deon	2	-	-	-	-	-	-	-	12
Reid, Albert	1	-	-	-	-	-	-	-	6
Adams, Daniel	1	-	-	-	-	-	-	-	6
Thompson, Avery	1	-	-	-	-	-	-	-	6
Goins, Kenneth	1	-	-	-	-	-	-	-	6
Gallo, P.J.	1	-	-	-	-	-	-	-	6
Etta-Tawo, Amba	1	-	-	-	-	-	-	-	6
Hayward, Derrick	-	-	-	-	1	-	-	-	2
Total	45	18-19	44-44	-	1	1-1	-	-	370
Opponents	46	23-31	45-45	0-1	-	-	-	1	392

Total Offense	g	plays	rush	pass	total	avg/g
Brown, C.J.	13	515	539	2288	2827	217.5
Rowe, Caleb	4	67	3	489	492	123.0
Ross, Brandon	13	85	419	0	419	32.2
Brown, Wes	12	103	356	0	356	29.7
Veii, Jacquille	13	19	105	0	105	8.1
Hills, Perry	3	13	15	86	101	33.7
Goins, Kenneth	13	14	62	0	62	4.8
Reid, Albert	4	16	61	0	61	15.2
Diggs, Stefon	10	5	28	0	28	2.8
Long, Deon	13	1	9	0	9	0.7
Team	10	8	-13	0	-13	-1.3
Total	13	846	1584	2863	4447	342.1
Opponents	13	1040	2625	3046	5671	436.2

Field Goals	fg	pct.	01-19	20-29	30-39	40-49	50-99	lg	blk
Craddock, Brad	18-19	94.7	0-0	3-3	4-4	9-9	2-3	57	0

FG Sequence	Maryland	Opponents
James Madison	(49)	-
USF	(23)	(35),54
West Virginia	(46),(41),(30)	43,(47)
Syracuse	(31),(44)	(35),(49),25
Indiana	(48),(30),(48)	(38),(48),(58),54
Ohio State	(57)	48,(28)
Iowa	(41)	(24)
Wisconsin	-	(36)
Penn State	(25),(43)	(47),(25),(46),(48)
Michigan State	-	(22),(34),(35),47
Michigan	(38),(41),(21)	(22),(33),(26),39
Rutgers	(50),54	(26),(25)
Stanford	-	37,(29)

Punting	no.	yds	avg	lg	tb	fc	i20	50+	blk
Renfro, Nathan	84	3487	41.5	64	9	22	21	12	0
Team	2	0	0.0	0	0	0	0	0	2
Total	86	3487	40.5	64	9	22	21	12	2
Opponents	67	2653	39.6	69	9	21	19	10	2

Kickoffs	no.	yds	avg	tb	ob	retn	net	ydln
Craddock, Brad	75	4684	62.5	29	1			
Total	75	4684	62.5	29	1	22.9	39.1	25
Opponents	75	4616	61.5	31	2	25.5	36.9	28

Numbers in (parentheses) indicate field goal was made.

2014 INDIVIDUAL STATISTICS

All Purpose	g	rush	rcv	pr	kr	ir	total	avg/g
Diggs, Stefon	10	28	792	0	478	0	1298	129.8
Likely, William	13	0	0	225	496	170	891	68.5
Ross, Brandon	13	419	212	0	0	0	631	48.5
Long, Deon	13	9	575	0	0	0	584	44.9
Brown, Wes	12	356	198	0	0	0	554	46.2
Brown, C.J.	13	539	-11	0	0	0	528	40.6
Veii, Jacquille	13	105	230	0	69	0	404	31.1
Leak, Marcus	13	0	297	0	0	0	297	22.8
Etta-Tawo, Amb	13	0	222	0	0	0	222	17.1
Winfree, Juwann	8	0	158	0	0	0	158	19.8
Goins, Kenneth	13	62	54	0	0	0	116	8.9
Reid, Albert	4	61	51	0	0	0	112	28.0
Adams, Daniel	4	0	39	0	0	0	39	9.8
Hayward, Derric	12	0	25	0	0	0	25	2.1
Team	10	-13	0	37	0	0	24	2.4
Riddle, Joe	12	0	0	0	16	0	16	1.3
Hills, Perry	3	15	0	0	0	0	15	5.0
Nixon, Anthony	13	0	0	12	0	2	14	1.1
Lane, DeAndre	1	0	0	0	14	0	14	14.0
Gallo, P.J.	13	0	13	0	0	0	13	1.0
Culmer, Malcolm	9	0	5	0	0	0	5	0.6
Isaacs, Andrew	4	0	3	0	0	0	3	0.8
Rowe, Caleb	4	3	0	0	0	0	3	0.8
Total	13	1584	2863	274	1073	172	5966	458.9
Opponents	13	2625	3046	325	1029	140	7165	551.2

2014 DEFENSIVE STATISTICS

#	Defensive Leaders	gp-gs	Tackles				Sacks no-yds	Pass defense			Fumbles		blkd	
			ua	a	tot	tfl/yds		int-yds	brup	qbh	rcv-yds	ff	kick	saf
47	Farrand, Cole	13-11	70	48	118	5.0-11	.	.	7	.	2-6	1	.	.
21	Davis, Sean	13-13	80	35	115	4.0-12	1.0-1	.	8	.	.	1	.	.
53	Goree, L.A.	12-12	65	33	98	2.0-1	2-0	.	.	.
4	Likely, William	13-13	66	17	83	4.0-26	1.0-15	6-170	9	.	.	1	.	.
20	Nixon, Anthony	13-13	37	25	62	0.5-6	0.5-6	1-2	4	.	1-0	.	1	.
93	Monroe, Andre	13-12	38	23	61	14.0-92	10.5-76	1	.	.
97	Kilgo, Darius	13-13	31	12	43	8.0-31	2.0-16	.	1	.	4-0	.	1	.
14	Johnson, Jeremiah	13-7	34	9	43	2.0-6	.	1-0	4	.	.	1	.	.
91	Bowers, Keith	13-10	25	15	40	6.0-13	1.5-2	.	1	.	1-0	.	.	.
7	Ngakoue, Yannick	13-11	25	12	37	13.5-81	6.0-49	.	2	2	.	1	.	.
35	Twine, Alex	11-4	26	9	35	1.0-1	.	.	2	.	1-0	1	.	.
40	Robinson, Matt	7-7	21	13	34	1.5-2	.	.	5
23	Carter, Jermaine	13-0	18	9	27	2	.	.
43	Brooks, Jalen	12-4	12	9	21	.	.	.	2
51	Cudjoe-Virgil, Y.	10-3	14	7	21	2.5-16	2.0-15	.	4	2
77	Myers, Spencer	13-0	9	9	18	2.5-7	0.5-3
22	Dancel, Zach	10-1	10	5	15	1.0-2	.	.	2
41	Aniebonam, Jesse	13-0	5	9	14	1.0-3	0.5-3	.	1
27	Hill, Alvin	4-4	8	5	13	.	.	1-0	3
90	Braglio, Roman	13-1	8	3	11	2.5-14	2.5-14	.	.	.	1-0	.	.	.
32	Ross, Jarrett	12-0	9	1	10	.	.	.	3
99	Jefferson, Quinton	3-3	4	4	8	1.0-10	1.0-10
34	Veii, Jacquille	13-4	2	5	7	1-0	.	.	.
39	Walker, Cavon	2-0	5	1	6	.	.	.	1
37	Thompson, Avery	13-0	4	1	5	1	.	.
30	Goins, Kenneth	13-4	4	1	5
46	Logan, Abner	7-0	3	2	5
67	Shaw, David	7-1	1	3	4	1.0-3	1.0-3
76	Dunn, Michael	13-13	3	.	3
18	Renfro, Nathan	13-0	1	1	2
88	Gallo, P.J.	13-2	2	.	2
29	Riddle, Joe	12-0	1	1	2
48	Hayward, Derrick	12-2	1	1	2
5	Reid, Albert	4-1	2	.	2
95	Ukandu, Azubuike	2-0	2	.	2
15	Craddock, Brad	13-0	1	1	2
5L	Adams, Nate	5-0	1	.	1
59	Carpenter, Christian	9-0	.	1	1
6	Long, Deon	13-13	1	.	1
4R	Brown, Wes	12-3	1	.	1
98	Murphy, Clarence	1-0	1	.	1
TM	Team	10-0	1	.	1	1.0-7	1.0-7	1	.
16	Brown, C.J.	13-13	1	.	1
82	Leak, Marcus	13-7	1	.	1	1	.	.
Total		13	654	330	984	74-344	32-232	9-172	59	4	13-6	11	3	.
Opponents		13	506	258	764	79-344	37-222	14-140	42	7	8-21	13	2	1

GAME-BY-GAME STARTERS

Offense

GAME	TE/RB/WR	Left Tackle	Left Guard	Center	Right Guard	Right Tackle	WR	Quarterback	TB	WR	WR
James Madison	Isaacs ²	Dunn ¹⁴	Altamirano ¹	Conaboy ²³	Zeller ⁸	Doyle ¹⁴	T. Jacobs ¹	Brown ¹⁷	B. Ross ¹⁸	Long ⁷	Diggs ¹⁵
at South Florida	Goins ⁵	Dunn ¹⁵	Altamirano ²	Conaboy ²⁴	Zeller ⁹	Doyle ¹⁵	Leak ¹⁰	Brown ¹⁸	B. Ross ¹⁹	Long ⁸	Diggs ¹⁶
West Virginia	Isaacs ³	Dunn ¹⁶	Altamirano ³	Conaboy ²⁵	Zeller ¹⁰	Doyle ¹⁶	Leak ¹¹	Brown ¹⁹	Reid ⁴	Long ⁹	Diggs ¹⁷
at Syracuse	Isaacs ⁴	Dunn ¹⁷	Altamirano ⁴	Conaboy ²⁶	Zeller ¹¹	Doyle ¹⁷	Leak ¹²	Brown ²⁰	B. Ross ²⁰	Long ¹⁰	Diggs ¹⁸
at Indiana	Gallo ¹	Dunn ¹⁸	Altamirano ⁵	Conaboy ²⁷	Zeller ¹²	Doyle ¹⁸	Leak ¹³	Brown ²¹	B. Ross ²¹	Long ¹¹	Diggs ¹⁹
Ohio State	Gallo ²	Dunn ¹⁹	Altamirano ⁶	Conaboy ²⁸	Zeller ¹³	Doyle ¹⁹	Leak ¹⁴	Brown ²²	B. Ross ²²	Long ¹²	Diggs ²⁰
Iowa	Goins ⁶	Dunn ²⁰	Altamirano ⁷	Conaboy ²⁹	Zeller ¹⁴	Doyle ²⁰	Leak ¹⁵	Brown ²³	B. Ross ²³	Long ¹³	Diggs ²¹
at Wisconsin	Goins ⁷	Dunn ²¹	Altamirano ⁸	Conaboy ³⁰	Zeller ¹⁵	Doyle ²¹	Etta Tawo ⁷	Brown ²⁴	B. Ross ²⁴	Long ¹⁴	Diggs ²²
at Penn State	Veii ¹	Dunn ²²	Altamirano ⁹	Conaboy ³¹	Zeller ¹⁶	Doyle ²²	Etta Tawo ⁸	Brown ²⁵	B. Ross ²⁵	Long ¹⁵	Diggs ²³
Michigan State	Heyward ¹	Dunn ²³	Altamirano ¹⁰	Conaboy ³²	Zeller ¹⁷	Doyle ²³	Etta Tawo ⁹	Brown ²⁶	W. Brown ³	Long ¹⁶	Veii ²
at Michigan	Goins ⁸	Wheeler ¹	Altamirano ¹¹	Conaboy ³³	Zeller ¹⁸	Dunn ²⁴	Etta Tawo ¹⁰	Brown ²⁷	W. Brown ⁴	Long ¹⁷	Veii ³
Rutgers	Leak ¹⁶	Wheeler ²	Altamirano ¹²	Conaboy ³⁴	Zeller ¹⁹	Dunn ²⁵	Etta Tawo ¹¹	Brown ²⁸	W. Brown ⁵	Long ¹⁸	Veii ⁴
vs. Stanford	Heyward ²	Wheeler ³	Altamirano ¹³	Conaboy ³⁵	Zeller ²⁰	Dunn ²⁶	Etta-Tawo ¹²	Brown ²⁹	B. Ross ²⁶	Long ¹⁹	Diggs ²⁴

Defense

GAME	Def. End	DT	Def. End	OLB	ILB	ILB	OLB	Cornerback	Safety/DT	Safety	Cornerback
James Madison	Jefferson ¹⁴	Kilgo ²⁴	Monroe ⁹	Robinson ²⁰	Twine ¹²	Goree ²¹	Ngakoue ¹	Likely ¹²	Davis ¹⁶	Nixon ¹⁷	Hill ³
at South Florida	Jefferson ¹⁵	Kilgo ²⁵	Monroe ¹⁰	Robinson ²¹	Farrand ²⁰	Goree ²²	Ngakoue ²	Likely ¹³	Davis ¹⁷	Nixon ¹⁸	Hill ⁴
West Virginia	Jefferson ¹⁶	Kilgo ²⁶	Monroe ¹¹	Robinson ²²	Farrand ²¹	Twine ¹³	Ngakoue ³	Likely ¹⁴	Davis ¹⁸	Nixon ¹⁹	Hill ⁵
at Syracuse	Bowers ²²	Kilgo ²⁷	Monroe ¹²	Brooks ¹	Twine ¹⁴	Goree ²³	Ngakoue ⁴	Likely ¹⁵	Davis ¹⁹	Nixon ²⁰	Hill ⁶
at Indiana	Bowers ²³	Kilgo ²⁸	Monroe ¹³	Brooks ²	Farrand ²²	Goree ²⁴	Ngakoue ⁵	Likely ¹⁶	Davis ²⁰	Nixon ²¹	Johnson ¹⁵
Ohio State	Bowers ²⁴	Kilgo ²⁹	Monroe ¹⁴	Brooks ³	Farrand ²³	Goree ²⁵	Ngakoue ⁶	Likely ¹⁷	Davis ²¹	Nixon ²²	Johnson ¹⁶
Iowa	Bowers ²⁵	Kilgo ³⁰	Monroe ¹⁵	Robinson ²³	Farrand ²⁴	Goree ²⁶	Ngakoue ⁷	Likely ¹⁸	Davis ²²	Nixon ²³	Johnson ¹⁷
at Wisconsin	Bowers ²⁶	Kilgo ³¹	Monroe ¹⁶	Cudjoe-Virgil ²	Farrand ²⁵	Goree ²⁷	Ngakoue ⁸	Likely ¹⁹	Davis ²³	Nixon ²⁴	Johnson ¹⁸
at Penn State	Bowers ²⁷	Kilgo ³²	Monroe ¹⁷	Brooks ⁴	Farrand ²⁶	Goree ²⁸	Ngakoue ⁹	Likely ²⁰	Shaw ¹	Nixon ²⁵	Davis ²⁴
Michigan State	Bowers ²⁸	Kilgo ³³	Monroe ¹⁸	Robinson ²⁴	Farrand ²⁷	Goree ²⁹	Ngakoue ¹⁰	Likely ²¹	Dancel ¹	Nixon ²⁶	Davis ²⁵
at Michigan	Bowers ²⁹	Kilgo ³⁴	Braglio ²	Robinson ²⁵	Farrand ²⁸	Goree ³⁰	Cudjoe-Virgil ³	Likely ²²	Davis ²⁶	Nixon ²⁷	Johnson ¹⁹
Rutgers	Bowers ³⁰	Kilgo ³⁵	Monroe ¹⁹	Twine ¹⁵	Farrand ²⁹	Goree ³¹	Cudjoe-Virgil ⁴	Likely ²³	Davis ²⁷	Nixon ²⁸	Johnson ²⁰
vs. Stanford	Bowers ³¹	Kilgo ³⁶	Monroe ²⁰	Robinson ²⁶	Farrand ³⁰	Goree ³²	Ngakoue ¹¹	Likely ²⁴	Davis ²⁸	Nixon ²⁹	Johnson ²¹

Class Starters by Game (includes punter & place-kicker)

GAME	Grad	Seniors	Juniors	Sophomores	Redshirt Freshmen	True Freshmen	Total
James Madison	1	8	10	4	0	0	24
at South Florida	1	8	11	4	0	0	24
West Virginia	1	8	11	4	0	0	24
at Syracuse	1	8	10	4	1 (Brooks)	0	24
at Indiana	1	9	9	4	1 (Brooks)	0	24
Ohio State	1	9	9	4	1 (Brooks)	0	24
Iowa	1	10	9	4	0	0	24
at Wisconsin	1	10	8	5	0	2 (Likely, Isaacs)	24
at Penn State	1	8	8	5	1 (Brooks)	0	24
Michigan State	1	9	7	6	1 (Hayward)	0	24
at Michigan	1	11	5	7	0	0	24
Rutgers	1	12	6	5	0	0	24
vs. Stanford	1	11	7	4	1 (Hayward)	0	24

Terrapin Playing-Experience Superlatives (2015 Roster)

	Offense	Defense
Most overall starts, career —	26, Michael Dunn (OL), Brandon Ross (RB) 20, Andrew Zeller (OL)	29, Anthony Nixon (DB) 24, William Likely (DB)
Most overall starts, 2013 —	13, Michael Dunn (OL), Andrew Zeller (OL)	13, William Likely (DB), Anthony Nixon (DB)
Most consecutive starts, career —	26, Michael Dunn (OL) 17, Andrew Zeller (OL)	23, William Likely (DB) 17, Anthony Nixon (DB)
Most consecutive starts, 2013 —	13, Michael Dunn (OL), Andrew Zeller (OL)	13, William Likely (DB), Anthony Nixon (DB)

2014 GAME-BY-GAME PARTICIPATION

GRADUATE (1)	JMU	USF	WV	SU	IU	OSU	IA	WI	PSU	MSU	MI	RU	ST
16 C. Brown QB	S	S	S	S	S	S	S	S	S	S	S	S	S
Class Participation	1-1	1-1	1-1	1-1	1-1	1-1	1-1	1-1	1-1	1-1	1-1	1-1	1-1

SENIORS (20)	JMU	USF	WV	SU	IU	OSU	IA	WI	PSU	MSU	MI	RU	ST
6 Long WR	S	S	S	S	S	S	S	S	S	S	S	S	S
14 Johnson DB	x	x	x	x	S	S	S	S	x	x	S	S	S
19 Hendy DB	susp	susp	susp	susp	susp	susp	susp	susp	susp	susp	susp	susp	susp
29 Tart PK/P	x	x	x	x	x	x	x	x	x	x	x	x	x
33 Washington DB	dnp	dnt	dnt	dnt	dnt	dnp	dnp	dnp	dnp	dnp	dnp	dnp	dnp
35 Twine LB	S	x	S	S	dnp	dnp	x	x	x	x	S	x	x
38 Conteh DB	dnp	dnt	dnp	dnt	dnt	dnp	dnp	dnp	dnt	dnp	dnp	dnp	dnp
40 Robinson LB	S	S	S	dnp	dnp	dnp	S	dnp	dnp	S	S	dnp	S
47 Farrand LB	x	S	S	x	S	S	S	S	S	S	S	S	S
49 Cierski FB	x	x	x	x	x	x	x	x	x	x	x	x	x
51 Cudjoe Virgil LB	dnp	dnp	dnp	x	x	x	x	S	x	x	S	S	x
53 Goree LB	S	S	dnp	S	S	S	S	S	S	S	S	S	S
61 Wheeler OL	x	x	x	x	x	x	x	x	x	x	S	S	S
65 Conaboy OL	S	S	S	S	S	S	S	S	S	S	S	S	S
68 Altamirano OL	S	S	S	S	S	S	S	S	S	S	S	S	S
71 Schmitt OL	dnp	dnt	dnp	dnt	dnt	dnp	dnp	dnt	dnt	dnp	dnp	dnp	dnp
77 Myers DL	x	x	x	x	x	x	x	x	x	x	x	x	x
91 Bowers DL	x	x	x	S	S	S	S	S	S	S	S	S	S
93 Monroe DL	S	S	S	S	S	S	S	S	S	S	x	S	S
97 Kilgo DL	S	S	S	S	S	S	S	S	S	S	S	S	S
98 Murphy DL	dnp	dnp	x	dnp	dnp	dnp	dnp	dnp	dnp	dnp	dnp	dnp	dnp
Class Participation	14-8	14-8	14-8	14-8	14-9	14-9	16-1015	1015-8	16-9	16-1115	1216-11		

JUNIORS (21)	JMU	USF	WV	SU	IU	OSU	IA	WI	PSU	MSU	MI	RU	ST
1 Diggs WR	S	S	S	S	S	S	S	S	S	dnp	dnp	dnp	S
5 Reid RB	x	x	S	x	dnp	dnp	dnp	dnp	dnp	dnp	dnp	dnp	dnp
7 Rowe QB	x	dnp	x	dnp	x	x	dnp	dnt	dnt	dnp	dnp	dnp	dnp
8 L.Jacobs WR	susp	susp	susp	susp	susp	susp	susp	susp	susp	susp	susp	susp	susp
11 Conyers DB	dnp	dnt	dnp	dnt	dnt	dnp	dnp	dnt	dnt	dnp	dnp	dbo	dnp
15 Craddock PK	S	S	S	S	S	S	S	S	S	S	S	S	S
18 Renfro P	S	S	S	S	S	S	S	S	S	S	S	S	S
20 Nixon DB	S	S	S	S	S	S	S	S	S	S	S	S	S
21 Davis DB	S	S	S	S	S	S	S	S	S	S	S	S	S
22 Dancel DB	x	x	x	x	x	dnp	dnp	dnt	x	S	x	x	x
26 Clark DB	dnp	dnt	dnp	dnt	dnp	x	dnp	dnp	dnp	dnp	x	x	x
27 Hill DB	S	S	S	S	dnt	dnp	dnp	dnt	dnt	dnp	dnt	dnp	dnp
37 Thompson LB	x	x	x	x	x	x	x	x	x	x	x	x	x
45 B.Ross RB	S	S	x	S	S	S	S	S	S	x	x	x	S
50 Mulrooney OL	dnp	dnt	dnp	dnp	dnp	dnp	dnp	x	dnp	dnp	dnp	dnp	dnp
55 Doyle OL	S	S	S	S	S	S	S	S	S	S	x	x	x
60 Grommer OL	x	dnp	dnp	dnp	dnp	dnp	dnp	dnp	dnp	dnp	dnp	dnp	dnp
66 Zeller OL	S	S	S	S	S	S	S	S	S	S	S	S	S
80 Adams WR	dnp	dnt	dnp	dnt	dnp	dnp	dnp	dnp	dnp	x	x	x	x
82 Leak WR	x	S	S	S	S	S	S	x	x	x	x	S	x
99 Jefferson DL	S	S	S	dnp	dnt	dnp	dnt	dnt	dnp	dnt	dnp	dnp	dnp
Class Participation	16-1014-11	15-11	13-10	12-9	12-9	10-9	10-8	11-8	11-7	12-5	11-6	13-7	

R-SOPHOMORES (3)	JMU	USF	WV	SU	IU	OSU	IA	WI	PSU	MSU	MI	RU	ST
3 Barry-Pollock DB	dnp	dnt	dnp	dnt	dnt	dnp	dnp	dnt	dnt	dnt	dnt	dnp	dnp
11 Hills QB	dnp	dnp	dnp	x	x	dnp	x	dnp	dnp	dnp	dnp	dnp	dnp
49 Franco DL	dnp	dnt	dnp	dnt	dnt	dnp	dnp	dnt	dnt	dnt	dnt	dnp	dnp
Class Participation	0-0	0-0	0-0	1-0	1-0	0-0	1-0	0-0	0-0	0-0	0-0	0-0	0-0

SOPHOMORES (21)	JMU	USF	WV	SU	IU	OSU	IA	WI	PSU	MSU	MI	RU	ST
4 W. Brown RB	x	x	dnp	x	x	x	x	x	x	S	S	S	x
4 Likely DB	S	S	S	S	S	S	S	S	S	S	S	S	S
7 Ngakoue LB	S	S	S	S	S	S	S	S	S	S	x	x	S
13 Lane WR	x	dnp	dnp	dnp	dnp	dnp	dnp	dnp	dnp	dnp	dnp	dnp	dnp
29 Riddle RB	x	x	x	x	x	x	dnp	x	x	x	x	x	x
30 Goins FB	x	S	x	x	x	x	S	S	x	x	S	x	x
32 J. Ross DB	x	x	dnp	x	x	x	x	x	x	x	x	x	x
33 Stefanelli FB	dnp	dnp	dnp	dnt	dnt	dnp	dnp	dnt	dnp	dnp	dnp	dnp	dnp
34 Veii WR	x	x	x	x	x	x	x	S	S	S	S	S	x
39 Walker LB	x	dnp	x	dnt	dnt	dnp	dnp	dnt	dnt	dnp	dnt	dnp	dnp
42 Dean LB	x	dnp	dnp	dnp	dnp	dnp	dnp	x	dnp	dnp	dnp	dnp	dnp
42 Miles RB	dnp	dnt	dnp	dnt	dnt	dnp	dnp	dnt	dnt	dnp	dnt	dnp	dnp
44 Isaacs TE	S	x	S	S	dnt	dnp	dnp	dnt	dnt	dnp	dnt	dnp	dnp
46 Logan LB	dnp	dnt	dnp	dnt	dnt	dnp	x	x	x	x	x	x	x
59 Carpenter LS	x	x	x	x	x	dnp	dnp	dnt	dnt	x	x	x	x
76 Dunn OL	S	S	S	S	S	S	S	S	S	S	S	S	S
78 Tucker LB	dnp	dnt	dnp	dnt	dnt	dnp	dnp	dnt	dnt	dnt	dnt	dnp	dnp
79 Shelton OL	x	dnp	dnp	dnp	dnp	dnp	dnp	dnp	dnp	dnp	dnp	dnp	dnp
83 Culmer WR	x	x	x	dnp	dnt	x	x	x	dnp	dnp	x	x	x
84 Etta-Tawo WR	x	x	x	x	x	x	x	S	S	S	S	S	S
87 McMahon TE	dnp	dnt	dnp	dnt	dnt	dnp	dnp	dnt	dnt	dnt	dnt	dnp	dnp
88 Gallo TE	x	x	x	x	S	S	x	x	x	x	x	x	x
95 Ukandu DL	dnp	dnt	dnp	dnt	dnt	dnp	x	x	dnt	dnp	dnt	dnp	dnp
Class Participation	17-4	13-4	12-4	12-4	11-4	11-4	12-4	14-5	11-5	12-6	14-7	13-5	13-4

R-FRESHMEN (13)	JMU	USF	WV	SU	IU	OSU	IA	WI	PSU	MSU	MI	RU	ST
2 Cokerille QB	dnp	dnp	x	x	x	x	dnp	dnp	dnp	dnp	dnp	dnp	dnp
2 Collins DB	dnp	dnt	dnp	dnt	dnt	dnp	dnt	dnt	dnt	dnp	dnt	dnp	dnp
3 Greene K	dnp	dnp	dnp	dnp	dnp	dnp	dnp	dnt	dnt	dnp	dnt	dnp	dnp
12 Jacobs WR	x	dnt	dnp	dnt	dnt	dnp	dnt	dnt	dnt	dnp	dnt	dnp	dnp
23 Carter LB	x	x	x	x	x	x	x	x	x	x	x	x	x
24 Ventura DB	dnp	dnt	dnp	dnt	dnt	dnp	dnp	dnp	dnp	dnp	dnt	dnp	dnp
36 Dennah DB	x	x	x	dnp	dnp	dnp	dnp	dnt	dnt	dnp	dnt	dnp	x
43 Brooks LB	x	x	x	S	S	S	x	x	S	x	x	x	dnp
48 Hayward TE	x	dnp	x	x	x	x	x	x	x	S	x	x	S
52 Jones DL	x	dnp	dnp	dnp	dnp	dnp	dnp	dnp	dnp	dnp	dnp	dnp	dnp
54 Dulaney OL	dnp	dnt	dnp	dnt	dnt	dnp	dnp	dnt	dnt	dnp	dnt	dnp	dnp
63 Minter OL	x	dnp	dnp	dnp	dnp	dnp	dnp	dnp	dnp	dnp	dnp	dnp	dnp
69 Marchese OL	x	dnt	dnp	dnt	dnt	dnp	dnp	dnp	dnp	dnp	dnp	dnp	dnp
89 Roca TE	dnp	dnt	dnp	dnt	dnt	dnp	dnp	dnt	dnt	dnp	dnt	dnp	dnp
Class Participation	8-0	3-0	5-0	4-1	4-1	4-1	3-0	3-0	2-1	2-1	3-0	3-0	3-1

T-FRESHMEN (20)	JMU	USF	WV	SU	IU	OSU	IA	WI	PSU	MSU	MI	RU	ST
6 Morton RB	dnp	dnp	dnp	dnt	dnt	dnp	dnt	dnt	dnt	dnp	dnt	dnp	dnp
9 Burke LB	dnp	dnp	dnp	dnt	dnt	dnp	dnp	dnt	dnt	dnt	dnt	dnp	dnp
10 Ulmer WR	dnp	dnp	dnp	dnt	dnt	dnp	dnt	dnt	dnt	dnp	dnt	dnp	dnp
17 Woods DB	dnp	dnp	dnp	dnt	dnp	x	x	x	x	x	x	x	x
18 Shrader P	dnp	dnp	dnp	dnp	dnp	dnp	dnp	dnt	dnp	dnt	dnt	dnp	dnp
24 Ezeagwu DB	dnp	x	x	x	x	dnp	dnp	dnt	dnt	dnt	dnt	dnp	dnp
25 Carter DB	dnp	dnp	dnp	dnp	dnp	dnp	x	dnp	dnp	dnp	dnp	dnp	x
31 Egbuaba LB	dnp	dnp	dnp	dnt	dnt	dnp	dnp	dnt	dnt	dnp	dnt	dnp	dnp
41 Aniebonam LB	x	x	x	x	x	x	x	x	x	x	x	x	x
56 Gillespie LB	dnp	dnp	dnp	dnt	dnt	dnp	dnt	dnt	dnt	dnt	dnt	dnp	dnp
58 Prince OL	dnp	dnp	dnp	dnt	dnt	dnp	dnt	dnt	dnt	dnt	dnt	dnp	dnp
56 Adams LS	dnp	dnp	dnp	dnp	dnp	x	x	x	x	x	dnp	dnp	dnp
64 Moore OL	dnp	dnp	dnp	dnp	dnp	dnp	dnt	dnt	dnt	dnt	dnt	dnp	dnp
67 Shaw DL	dnp	dnp	dnp	x	x	x	dnp	dnt	S	dnp	dnp	x	x
70 Christie OL	dnp	dnp	dnp	dnt	dnt	dnp	dnt	dnt	dnt	dnt	dnt	dnp	dnp
73 Agarwa OL	dnp	dnp	dnp	dnt	dnt	dnp	dnt	dnt	dnt	dnt	dnt	dnp	dnp
75 Gray OL	dnp	dnp	dnp	dnp	dnp	dnp	dnt	dnt	dnt	dnt	dnt	dnp	dnp
81 Winfree OL	dnp	dnp	dnp	x	x	x	x	x	x	x	x	dnp	x
86 Gray TE	dnp	dnp	dnp	dnt	dnt	dnp	dnt	dnt	dnt	dnt	dnt	dnp	dnp
96 Kulka DL	dnp	dnp	dnp	dnt	dnt	dnp	dnt	dnt	dnt	dnt	dnt	dnp	dnp
Class Participation	1-0	2-0	2-0	4-0	4-0	5-0	5-0	4-0	5-1	4-0	2-0	3-0	5-0

ACTIVE PLAYERS	54	44	46	45	45	46	47	47	45	45	48	45	52
----------------	----	----	----	----	----	----	----	----	----	----	----	----	----

x – indicates played in game; S – indicates started game; dnp – did not play; dnt – indicates did not travel for reason other than injury; tr – indicates will sit out season as transfer; susp – suspended for the game

2014 GAME-BY-GAME TEAM STATISTICS

TEAM STATISTICS

Date	Opponent	Rushing				Receiving				Passing				Kick Returns				Punt Returns				tot off	
		no.	yds	td	lg	no.	yds	td	lg	cmp	att	int	yds	td	lg	no.	yds	td	lg	no.	yds		td
Aug 30	JAMES MADISON	50	285	5	33	18	186	2	41	18-35-1	186	2	41	2	73	0	59	1	35	0	35		471
Sep 06	at USF	40	116	0	11	17	201	2	44	17-28-2	201	2	44	2	65	0	49	5	98	1	46		317
Sep 13	WEST VIRGINIA	27	163	1	75	21	284	2	77	21-38-1	284	2	77	3	56	0	22	1	69	1	69		447
Sep 20	at Syracuse	32	89	1	15	16	280	2	90	16-26-0	280	2	90	3	59	0	23	1	12	0	0		369
Sep 27	at Indiana	36	123	1	22	22	361	3	38	22-33-0	361	3	38	0	0	0	0	2	11	0	6		484
Oct 04	OHIO STATE	24	66	2	23	24	244	1	60	24-40-4	244	1	60	3	38	0	19	0	0	0	0		310
Oct 18	IOWA	46	212	3	25	17	206	1	53	17-33-2	206	1	53	1	21	0	21	2	3	0	2		418
Oct 25	at Wisconsin	28	46	0	11	13	129	1	27	13-29-0	129	1	27	5	138	0	41	1	0	0	0		175
Nov 01	at Penn State	30	33	1	23	18	161	1	25	18-38-0	161	1	25	4	75	0	25	5	8	0	15		194
Nov 15	MICHIGAN STATE	17	6	0	6	20	246	2	50	20-43-3	246	2	50	7	228	0	52	1	0	0	0		252
Nov 22	at Michigan	35	147	2	30	13	165	0	36	13-24-0	165	0	36	2	47	0	31	1	28	0	28		312
Nov 29	RUTGERS	36	281	3	44	14	195	2	71	14-24-0	195	2	71	6	113	0	32	1	3	0	3		476
Dec 30	vs Stanford	27	17	2	9	15	205	0	32	15-27-1	205	0	32	4	160	1	100	1	7	0	7		222
Maryland		428	1584	21	75	228	2863	19	90	228-418-14	2863	19	90	42	1073	1	100	22	274	2	69		4447
Opponents		584	2625	24	60	253	3046	19	62	253-456-9	3046	19	62	45	1029	0	71	31	325	0	32		5671

Games played: 13

Avg per rush: 3.7

Avg per catch: 12.6

Pass efficiency: 120.38

Kick ret avg: 25.5

Punt ret avg: 12.5

All purpose avg/game: 458.9

Total offense avg/gm: 342.1

Date	Opponent	Tackles				Sacks		Fumble		Pass Defense			blkd	PAT Attempts			off		
		ua	a	total	tfl-yds	no-yds	ff	fr-yds		int-yds	qbh	brup	kick	kick	rush	rcv	saf	t/o	pts
Aug 30	JAMES MADISON	43	42	85	4.0-24	2.0-21	2	1-0		2-2	0	5	0	7-7	0	0	0	49	52
Sep 06	at USF	42	18	60	10.0-45	2.0-13	0	0-0		1-0	0	4	1	3-3	0	0	0	0	24
Sep 13	WEST VIRGINIA	76	34	110	10.0-35	3.0-18	2	3-6		1-1	0	6	1	4-4	0	0	0	15	37
Sep 20	at Syracuse	59	12	71	4.0-19	1.0-7	1	1-0		1-88	1	3	1	4-4	0	0	0	30	34
Sep 27	at Indiana	50	30	80	7.0-36	3.0-25	0	0-0		1-0	0	7	0	4-4	0	0	0	0	37
Oct 04	OHIO STATE	47	48	95	8.0-36	4.0-28	1	0-0		0-0	0	2	0	3-3	0	0	0	0	24
Oct 18	IOWA	53	20	73	4.0-37	4.0-32	1	2-0		1-45	0	8	0	5-5	0	0	0	30	38
Oct 25	at Wisconsin	47	24	71	3.0-17	2.0-16	1	0-0		0-0	1	3	0	1-1	0	0	0	0	7
Nov 01	at Penn State	48	18	66	9.0-40	5.0-28	1	3-0		1-7	0	7	0	2-2	0	0	0	21	20
Nov 15	MICHIGAN STATE	50	20	70	3.0-8	2.0-7	0	0-0		0-0	0	6	0	1-1	0	1	0	0	15
Nov 22	at Michigan	44	22	66	6.0-26	2.0-19	0	0-0		1-29	1	3	0	2-2	0	0	0	6	23
Nov 29	RUTGERS	48	18	66	3.0-8	1.0-1	2	2-0		0-0	0	2	0	5-5	0	0	0	14	38
Dec 30	vs Stanford	47	24	71	3.0-13	1.0-5	0	1-0		0-0	1	3	0	3-3	0	0	0	0	21
Maryland		654	330	984	74.0-344	31.0-220	11	13-6		9-172	4	59	3	44-44	0	1	0	165	370
Opponents		506	258	764	79.0-344	37.0-222	13	8-21		14-140	7	42	2	45-45	0	0	1	237	392

Date	Opponent	Punting					Field Goals			Kickoffs				
		no.	yds	avg	long	blkd	md-att	long	blkd	no.	yds	avg	tb	ob
Aug 30	JAMES MADISON	6	207	34.5	49	0	1-1	49	0	9	585	65.0	7	0
Sep 06	at USF	4	188	47.0	64	0	1-1	23	0	5	311	62.2	1	0
Sep 13	WEST VIRGINIA	8	335	41.9	64	1	3-3	46	0	9	557	61.9	4	0
Sep 20	at Syracuse	7	313	44.7	53	0	2-2	44	0	7	451	64.4	1	0
Sep 27	at Indiana	4	158	39.5	48	0	3-3	48	0	8	507	63.4	2	0
Oct 04	OHIO STATE	6	217	36.2	56	0	1-1	57	0	5	300	60.0	3	0
Oct 18	IOWA	9	340	37.8	47	0	1-1	41	0	7	429	61.3	4	1
Oct 25	at Wisconsin	9	380	42.2	46	0	0-0	0	0	2	125	62.5	1	0
Nov 01	at Penn State	11	487	44.3	53	0	2-2	43	0	5	317	63.4	1	0
Nov 15	MICHIGAN STATE	8	298	37.2	46	0	0-0	0	0	2	118	59.0	0	0
Nov 22	at Michigan	4	154	38.5	43	0	3-3	41	0	6	382	63.7	3	0
Nov 29	RUTGERS	3	126	42.0	44	0	1-2	50	0	7	439	62.7	1	0
Dec 30	vs Stanford	7	284	40.6	54	1	0-0	0	0	3	163	54.3	1	0
Maryland		86	3487	40.5	64	2	18-19	57	0	75	4684	62.5	29	1
Opponents		67	2653	39.6	69	2	23-31	58	1	75	4616	61.5	31	2

2014 GAME-BY-GAME OPPONENT STATISTICS

OPPONENT STATISTICS

Date	Opponent	Rushing				Receiving				Passing				Kick Returns				Punt Returns				tot off
		no.	yds	td	lg	no.	yds	td	lg	cmp-att-int	yds	td	lg	no.	yds	td	lg	no.	yds	td	lg	
Aug 30	JAMES MADISON	44	161	1	34	16	141	0	33	16-37-2	141	0	33	2	35	0	18	1	1	0	1	302
Sep 06	at USF	37	83	1	19	15	174	0	27	15-37-1	174	0	27	4	81	0	24	1	22	0	22	257
Sep 13	WEST VIRGINIA	59	183	1	22	37	511	4	50	37-49-1	511	4	50	5	87	0	25	4	37	0	17	694
Sep 20	at Syracuse	51	370	2	39	14	219	0	51	14-28-1	219	0	51	6	117	0	26	4	47	0	22	589
Sep 27	at Indiana	47	206	1	43	14	126	0	29	14-37-1	126	0	29	6	153	0	38	1	-1	0	0	332
Oct 04	OHIO STATE	53	269	2	28	19	264	4	35	19-24-0	264	4	35	2	47	0	30	3	42	0	32	533
Oct 18	IOWA	31	116	2	38	32	317	2	52	32-56-1	317	2	52	2	72	0	36	3	13	0	11	433
Oct 25	at Wisconsin	49	311	5	60	15	216	2	47	15-23-0	216	2	47	1	21	0	21	3	33	0	15	527
Nov 01	at Penn State	41	42	0	17	18	177	1	33	18-42-1	177	1	33	4	76	0	23	3	8	0	6	219
Nov 15	MICHIGAN STATE	47	242	3	33	14	240	0	62	14-31-0	240	0	62	2	29	0	15	1	14	0	14	482
Nov 22	at Michigan	45	292	1	52	13	106	0	23	13-24-1	106	0	23	3	74	0	31	2	17	0	9	398
Nov 29	RUTGERS	35	144	1	25	28	347	4	42	28-42-0	347	4	42	6	188	0	71	0	0	0	0	491
Dec 30	vs Stanford	45	206	4	35	18	208	2	37	18-26-0	208	2	37	2	49	0	29	5	92	0	31	414
Opponents		584	2625	24	60	253	3046	19	62	253-456-9	3046	19	62	45	1029	0	71	31	325	0	32	5671
Maryland		428	1584	21	75	228	2863	19	90	228-418-14	2863	19	90	42	1073	1	100	22	274	2	69	4447

Games played: 13

Avg per rush: 4.5

Avg per catch: 12.0

Pass efficiency: 121.40

Kick ret avg: 22.9

Punt ret avg: 10.5

All purpose avg/game: 551.2

Total offense avg/gm: 436.2

Date	Opponent	Tackles				Sacks	Fumble		Pass Defense			blkd kick	PAT Attempts			off		
		ua	a	total	tfl-yds		ff	fr-yds	int-yds	qbh	brup		kick	rush	rcv	saf	t/o	pts
Aug 30	JAMES MADISON	56	14	70	5.0-9	0.0-0	1	0-0	1-12	0	5	0	1-1	0	0	0	49	7
Sep 06	at USF	46	16	62	5.0-24	3.0-22	6	4-21	2-0	0	0	0	2-2	0	0	0	35	17
Sep 13	WEST VIRGINIA	42	12	54	10.0-32	2.0-10	0	0-0	1-0	0	5	1	5-5	0	0	1	0	40
Sep 20	at Syracuse	36	14	50	4.0-21	3.0-16	0	0-0	0-0	2	3	0	2-2	0	0	0	0	20
Sep 27	at Indiana	50	6	56	7.0-20	2.0-13	0	0-0	0-0	0	6	0	0-0	0	0	0	0	15
Oct 04	OHIO STATE	32	26	58	6.0-28	3.0-17	0	0-0	4-52	0	2	0	7-7	0	0	0	63	52
Oct 18	IOWA	43	30	73	6.0-19	4.0-8	0	0-0	2-21	0	3	0	4-4	0	0	0	21	31
Oct 25	at Wisconsin	31	26	57	7.0-27	2.0-11	1	1-0	0-0	1	3	0	7-7	0	0	0	14	52
Nov 01	at Penn State	36	30	66	9.0-68	6.0-48	3	2-0	0-0	0	5	0	1-1	0	0	0	21	19
Nov 15	MICHIGAN STATE	30	18	48	7.0-25	3.0-16	1	1-0	3-37	0	4	0	4-4	0	0	0	20	37
Nov 22	at Michigan	35	28	63	4.0-22	2.0-17	0	0-0	0-0	3	2	0	1-1	0	0	0	0	16
Nov 29	RUTGERS	42	10	52	2.0-4	1.0-2	0	0-0	0-0	0	2	0	5-5	0	0	0	0	41
Dec 30	vs Stanford	27	28	55	7.0-45	6.0-42	1	0-0	1-18	1	2	1	6-6	0	0	0	14	45
Opponents		506	258	764	79.0-344	37.0-222	13	8-21	14-140	7	42	2	45-45	0	0	1	237	392
Maryland		654	330	984	74.0-344	31.0-220	11	13-6	9-172	4	59	3	44-44	0	1	0	165	370

		Punting										Field Goals			Kickoffs				
Date	Opponent	no.	yds	avg	long	blkd	tb	fc	50+	i20	md-att	long	blkd	no.	yds	avg	tb	ob	
Aug 30	JAMES MADISON	10	390	39.0	55	0	1	5	2	1	0-0	0	0	2	126	63.0	0	0	
Sep 06	at USF	8	312	39.0	55	1	1	2	1	2	1-2	35	0	3	195	65.0	1	0	
Sep 13	WEST VIRGINIA	3	125	41.7	49	0	0	1	0	0	1-2	47	1	6	379	63.2	3	0	
Sep 20	at Syracuse	6	210	35.0	56	1	2	3	1	2	2-3	49	0	4	228	57.0	1	0	
Sep 27	at Indiana	4	182	45.5	50	0	1	1	1	1	3-4	58	0	4	217	54.2	3	1	
Oct 04	OHIO STATE	2	102	51.0	69	0	0	1	1	2	1-2	28	0	9	558	62.0	5	1	
Oct 18	IOWA	9	334	37.1	52	0	1	4	1	5	1-1	24	0	4	260	65.0	3	0	
Oct 25	at Wisconsin	5	184	36.8	52	0	1	2	1	3	1-1	36	0	9	576	64.0	4	0	
Nov 01	at Penn State	8	294	36.8	47	0	0	1	0	0	4-4	48	0	6	366	61.0	2	0	
Nov 15	MICHIGAN STATE	6	278	46.3	66	0	2	1	2	2	3-4	35	0	8	502	62.8	1	0	
Nov 22	at Michigan	2	86	43.0	49	0	0	0	0	1	3-4	33	0	4	241	60.2	2	0	
Nov 29	RUTGERS	2	82	41.0	45	0	0	0	0	0	2-2	26	0	8	456	57.0	2	0	
Dec 30	vs Stanford	2	74	37.0	39	0	0	0	0	0	1-2	29	0	8	512	64.0	4	0	
Opponents		67	2653	39.6	69	2	9	21	10	19	23-31	58	1	75	4616	61.5	31	2	
Maryland		86	3487	40.5	64	2	9	22	12	21	18-19	57	0	75	4684	62.5	29	1	

2014 MARYLAND OFFENSIVE GAME-BY-GAME

Rushing

Att-Yds / TD	#1 Diggs	#4 W.Brown	#5 Reid	#6 Long	#7 Rowe	#16 C.J.Brown	#30 Goins	#34 Veii	#45 B.Ross
James Madison	-	13-84 / 0	5-24 / 1	-	5-9 / 0	7-61 / 3	3-31 / 0	-	16-86 / 1
at South Florida	-	13-61 / 0	8-34 / 0	-	dnp	10-3 / 0	1-4 / 0	-	6-25 / 0
West Virginia	-	dnp	3-4 / 0	-	0-0 / 0	18-161 / 1	1-5 / 0	-	4-6 / 0
at Syracuse	1-12 / 0	2-5 / 0	0-0 / 0	-	dnp	14-25 / 0	2-2 / 0	8-42 / 1	6-6 / 0
at Indiana	-	15-41 / 0	dnp	1-9 / 0	4-11 / 0	7-29 / 1	2-6 / 0	1-2 / 0	6-61 / 0
Ohio State	-	2-8 / 0	dnp	-	4-9 / 0	8-3 / 0	1-3 / 0	1-11 / 0	8-38 / 0
Iowa	2-12 / 0	8-19 / 2	dnp	-	dnp	21-99 / 0	-	2-33 / 1	9-35 / 0
at Wisconsin	2-4 / 0	5-22 / 0	dnp	-	dnt	13-14 / 0	1-0 / 0	-	7-6 / 0
at Penn State	-	10-24 / 0	dnp	-	dnt	13-4 / 0	1-3 / 0	1-2 / 0	4-1 / 0
Michigan State	dnp	9-5 / 0	dnp	-	dnp	6-5 / 0	-	1-1 / 0	1-5 / 0
at Michigan	dnp	11-39 / 1	dnp	-	dnt	18-87 / 1	-	3-5 / 0	3-16 / 0
Rutgers	dnp	9-42 / 0	dnp	-	dnp	13-108 / 2	2-18 / 0	1-6 / 0	10-108 / 2
vs. Stanford	-	8-32 / 0	dnp	-	dnp	13-(-30) / 1	-	-	8-32 / 0

Receiving

Rec-Yds / TD	#1 Diggs	#4 W.Brown	#5 Reid	#6 Long	#30 Goins	#34 Veii	#44 Isaacs	#45 Ross	#48 Heyward
James Madison	5-53 / 0	2-27 / 0	2-17 / 0	2-48 / 1	2-0 / 1	1-4 / 0	-	1-15 / 0	-
at South Florida	7-50 / 0	0-0 / 0	1-12 / 0	4-42 / 0	1-17 / 0	-	-	1-8 / 0	-
West Virginia	5-127 / 1	dnp	3-22 / 0	4-39 / 0	-	1-26 / 0	1-0 / 0	5-50 / 0	-
at Syracuse	6-56 / 0	1-7 / 0	0-0 / 0	1-13 / 0	0-0 / 0	0-0 / 0	1-3 / 0	2-97 / 1	-
at Indiana	6-112 / 1	2-50 / 0	dnp	10-108 / 0	1-16 / 0	0-0 / 0	dnt	1-36 / 1	-
Ohio State	7-52 / 1	3-15 / 0	dnp	6-57 / 0	0-0 / 0	4-78 / 0	dnp	0-0 / 0	-
Iowa	9-130 / 1	1-4 / 0	dnp	-	2-12 / 0	-	dnp	-	-
at Wisconsin	1-21 / 1	2-12 / 0	dnp	6-59 / 0	-	-	dnt	1-4 / 0	1-27 / 0
at Penn State	6-53 / 0	1-13 / 0	dnp	2-23 / 0	-	-	dnt	4-1 / 0	-
Michigan State	dnp	4-12 / 0	dnp	4-61 / 0	1-9 / 0	4-45 / 0	dnp	-	dnp
at Michigan	dnp	1-17 / 0	dnp	4-39 / 0	-	3-45 / 0	dnt	-	1--2 / 0
Rutgers	dnp	3-27 / 0	dnp	7-65 / 1	-	3-32 / 0	dnp	-	-
vs. Stanford	10-138 / 0	1-14 / 0	dnp	2-21 / 0	-	-	dnp	-	dnp

Rec-Yds / TD	#80 Adams	#81 Winfree	#82 Leak	#83 Culmer	#84 Etta-Tawo	#88 Gallo
James Madison	dnp	dnp	2-17 / 0	1-5 / 0	-	-
at South Florida	dnp	dnp	3-72 / 2	-	-	-
West Virginia	dnp	dnp	2-20 / 0	-	-	-
at Syracuse	dnp	0-0 / 0	4-93 / 1	dnp	-	1-11 / 0
at Indiana	dnp	1-30 / 1	1-9 / 0	dnp	-	-
Ohio State	dnp	0-0 / 0	4-42 / 0	-	-	-
Iowa	dnp	2-14 / 0	-	-	3-46 / 0	-
at Wisconsin	dnp	2-14 / 0	-	dnp	-	-
at Penn State	dnp	1-6 / 0	2-23 / 0	dnp	2-31 / 0	1-2 / 1
Michigan State	2-39 / 1	4-80 / 1	-	dnp	1-11 / 0	-
at Michigan	-	dnt	2-21 / 0	-	2-45 / 0	-
Rutgers	-	dnp	-	-	1-71 / 1	-
vs. Stanford	-	1-14 / 0	-	-	1-18 / 0	-

Passing

Punting

Field Goals

C-A-I / Yds / TD	#7 Rowe	#16 Brown	#11 Hills	No-Avg / In20	#18 Renfro	Made, Missed	#15 Craddock
FIU	7-11-1 / 75 / 1	11-24-0 / 111 / 1	dnp	James Madison	6-34.5 / 5	James Madison	49g
at South Florida	dnp	17-28-2 / 201 / 2	dnp	at South Florida	4-47.0 / 0	at South Florida	23g
West Virginia	2-3-0 / 43 / 1	19-35-1 / 241 / 1	dnp	West Virginia	7-47.9 / 3	West Virginia	30g, 41g, 46g
at Syracuse	dnp	16-26-0 / 280 / 2	dnp	at Syracuse	7-44.7 / 3	at Syracuse	31g, 44g
at Indiana	12-18-0 / 198 / 2	10-15-0 / 163 / 1	dnp	at Indiana	4-39.5 / 2	at Indiana	28g, 30g, 48g
Ohio State	13-22-3 / 173 / 1	11-18-1 / 71 / 0	dnp	Ohio State	6-36.2 / 0	Ohio State	57g
Iowa	dnp	12-23-2 / 120 / 0	5-10-0 / 86 / 1	Iowa	9-37.8 / 1	Iowa	41g
at Wisconsin	dnt	13-29-0 / 129 / 1	dnp	at Wisconsin	8-42.2 / 1	at Wisconsin	-
at Penn State	dnt	18-38-0 / 161 / 1	dnp	at Penn State	11-44.3 / 3	at Penn State	25g, 43g
Michigan State	dnp	20-43-3 / 246 / 2	dnp	Michigan State	8-37.2 / 2	Michigan State	-
at Michigan	dnt	13-24-0 / 165 / 0	dnp	at Michigan	4-38.5 / 0	at Michigan	39g, 41g, 21g
Rutgers	dnp	14-24 / 195 / 2	dnp	Rutgers	3-42.0 / 1	Rutgers	50g, 54m
vs. Stanford	dnp	15-27-1 / 205 / 0	dnp	vs. Stanford	6-47.3 / 0	vs. Stanford	-

2014 MARYLAND DEFENSIVE GAME-BY-GAME

UT-AT-TT / Sacks	#4 Likely	#7 Ngakoue	#14 J.Johnson	#20 Nixon	#21 Davis	#23 J.Carter	#27 Hill	#35 Twine
James Madison	4-0-4 / 1.0	2-3-5 / 0.0	1-0-1 / 0.0	0-2-2 / 0.0	8-2-10 / 0.0	3-0-3 / 0.0	2-0-2 / 0.0	3-4-7 / 0.0
at South Florida	5-1-6 / 0.0	3-0-3 / 1.0	1-0-1 / 0.0	1-1-2 / 0.0	3-3-6 / 0.0	0-0-0 / 0.0	2-0-2 / 0.0	4-0-4 / 0.0
West Virginia	7-1-8 / 0.0	4-0-4 / 0.0	3-1-4 / 0.0	3-5-8 / 0.0	8-5-13 / 0.0	5-1-6 / 0.0	2-3-5 / 0.0	8-1-9 / 0.0
at Syracuse	9-0-9 / 0.0	2-1-3 / 0.0	3-0-3 / 0.0	2-1-3 / 0.0	8-1-9 / 0.0	3-1-4 / 0.0	2-2-4 / 0.0	4-0-4 / 0.0
at Indiana	5-0-5 / 0.0	2-0-2 / 1.0	1-1-2 / 0.0	4-1-5 / 0.0	3-1-4 / 0.0	1-2-3 / 0.0	dnp	dnp
Ohio State	6-4-10 / 0.0	1-1-2 / 1.0	3-2-5 / 0.0	1-2-3 / 0.0	7-7-14 / 0.0	0-0-0 / 0.0	dnp	dnp
Iowa	4-0-4 / 0.0	6-1-7 / 1.0	3-0-3 / 0.0	4-1-5 / 0.0	1-1-2 / 0.0	0-0-0 / 0.0	dnp	3-1-4 / 0.0
at Wisconsin	2-3-5 / 0.0	0-2-2 / 0.5	6-1-7 / 0.0	3-3-6 / 0.0	14-3-17 / 0.0	2-1-3 / 0.0	dnt	-
at Penn State	4-0-4 / 0.0	2-1-3 / 1.0	-	2-1-3 / 0.0	10-1-11 / 0.0	2-0-2 / 0.0	dnt	0-1-1 / 0.0
Michigan State	1-2-3 / 0.0	1-0-1 / 0.0	0-2-2 / 0.0	2-2-4 / 0.0	7-1-8 / 0.0	0-1-1 / 0.0	dnp	1-0-1 / 0.0
at Michigan	6-0-6 / 0.0	0-1-1 / 0.5	4-0-4 / 0.0	4-3-7 / 0.5	2-4-6 / 0.0	1-1-2 / 0.0	dnt	0-1-1 / 0.0
Rutgers	7-5-12 / 0.0	2-0-2 / 0.0	6-2-8 / 0.0	4-2-6 / 0.0	5-3-8 / 1.0	-	dnp	3-0-3 / 0.0
vs. Stanford	6-1-7 / 0.0	1-1-2 / 0.0	3-0 / 0.0	7-1-8 / 0.0	4-3-7 / 0.0	1-2-3 / 0.0	dnp	0-1-1 / 0.0

UT-AT-TT / Sacks	#39 C.Walker	#40 Robinson	#41 Aniebonam	#43 Brooks	#47 Farrand	#53 Goree	#77 Myers	#90 Braglio
James Madison	3-1-4 / 0.0	3-3-6 / 0.0	0-1-1 / 0.0	0-2-2 / 0.0	0-1-1 / 0.0	7-7-14 / 0.0	2-3-5 / 0.5	0-1-1 / 0.5
at South Florida	dnp	1-2-3 / 0.0	0-2-0 / 0.0	0-0-0 / 0.0	4-1-5 / 0.0	4-2-6 / 0.0	2-1-3 / 0.0	0-1-0 / 0.0
West Virginia	2-0-2 / 0.0	0-1-1 / 0.0	1-1-2 / 0.0	1-0-1 / 0.0	7-2-9 / 0.0	dnp	3-1-4 / 0.0	1-1-2 / 0.0
at Syracuse	dnp	dnp	0-0-0 / 0.0	4-0-4 / 0.0	0-1-0 / 0.0	7-2-9 / 0.0	0-1-1 / 0.0	1-0-1 / 0.0
at Indiana	dnp	dnp	0-0-0 / 0.0	1-2-3 / 0.0	11-8-19 / 0.0	6-3-9 / 0.0	0-1-1 / 0.0	1-0-1 / 1.0
Ohio State	dnp	dnp	0-1-1 / 0.0	0-1-1 / 0.0	1-12-17 / 0.0	6-8-14 / 0.0	1-0-1 / 0.0	0-0-0 / 0.0
Iowa	dnp	6-1-7 / 0.0	2-1-3 / 0.0	0-0-0 / 0.0	7-4-11 / 0.0	7-1-8 / 0.0	0-0-0 / 0.0	1-0-1 / 1.0
at Wisconsin	dnt	dnp	0-3-3 / 0.5	1-0-1 / 0.0	1-3-4 / 0.0	6-0-6 / 0.0	0-1-1 / 0.0	1-0-1 / 0.0
at Penn State	dnt	dnp	-	5-2-7 / 0.0	1-5-6 / 0.0	4-2-7 / 0.0	0-1-1 / 0.0	-
Michigan State	dnp	6-3-9 / 0.0	-	-	14-3-18 / 0.0	6-0-6 / 0.0	-	-
at Michigan	dnt	2-1-3 / 0.0	1-0-1 / 0.0	0-1-1 / 0.0	6-4-10 / 0.0	3-4-7 / 0.0	1-0-1 / 0.0	1-0-1 / 0.0
Rutgers	dnp	dnp	1-0-1 / 0.0	0-1-0 / 0.0	8-2-12 / 0.0	4-1-5 / 0.0	-	-
vs. Stanford	dnp	3-2-5 / 0.0	-	dnp	6-7-1 / 0.0	5-3-8 / 0.0	-	2-0 / 0.0

UT-AT-TT / Sacks	#91 Bowers	#93 Monroe	#97 Kilgo	#99 Jefferson
James Madison	2-1-3 / 0.0	0-5-5 / 0.0	2-3-5 / 0.0	0-2-0 / 0.0
at South Florida	2-0-2 / 0.0	5-3-8 / 1.0	1-0-1 / 0.0	1-0-1 / 0.0
West Virginia	4-2-6 / 0.0	4-5-9 / 1.0	3-1-4 / 1.0	3-2-5 / 1.0
at Syracuse	3-0-3 / 0.0	3-0-3 / 1.0	2-1-3 / 0.0	dnp
at Indiana	2-1-3 / 0.0	4-2-6 / 0.0	2-0-2 / 0.0	dnp
Ohio State	1-6-7 / 0.0	3-2-5 / 2.0	4-1-5 / 0.0	dnp
Iowa	0-2-2 / 0.0	2-4-6 / 0.5	5-1-6 / 1.0	dnp
at Wisconsin	0-1-1 / 0.0	2-0-2 / 1.0	3-1-4 / 0.0	dnt
at Penn State	4-0-4 / 0.0	6-0-6 / 1.0	1-3-4 / 0.0	dnt
Michigan State	1-0-2 / 0.0	2-0-2 / 1.0	2-1-3 / 0.0	dnp
at Michigan	3-1-4 / 0.0	3-0-3 / 1.0	2-0-2 / 0.0	dnt
Rutgers	-	-	-	dnp
vs. Stanford	0-1-1 / 0.0	4-1-5 / 1.0	2-0-2 / 0.0	dnp

2014 SEASON SUPERLATIVES

INDIVIDUAL MARYLAND GAME HIGHS

Rushes	21	C.J. Brown vs Iowa (Oct 18, 2014)
Yards Rushing	161	C.J. Brown vs West Virginia (Sep 13, 2014)
TD Rushes	3	C.J. Brown vs James Madison (Aug 30, 2014)
Long Rush	75	C.J. Brown vs West Virginia (Sep 13, 2014)
Pass attempts	43	C.J. Brown at Michigan State (Nov 15, 2014)
Pass completions	20	C.J. Brown vs Michigan State (Nov 15, 2014)
Yards Passing	280	C.J. Brown at Syracuse (Sep 20, 2014)
TD Passes	2	C.J. Brown at USF (Sep 6, 2014)
		C.J. Brown at Syracuse (Sep 20, 2014)
		Caleb Rowe at Indiana (Sep 27, 2014)
		C.J. Brown vs. Michigan State (Nov 15, 2014)
		C.J. Brown vs. Rutgers (Nov 29, 2014)
Long Pass	90	C.J. Brown at Syracuse (Sep 20, 2014)
Receptions	10	Deon Long at Indiana (Sep 27, 2014)
		Stefon Diggs vs Stanford (Dec 30, 2014)
Yards Receiving	138	Stefon Diggs vs Stanford (Dec 30, 2014)
TD Receptions	2	Marcus Leak at USF (Sep 6, 2014)
Long Reception	90	Brandon Ross at Syracuse (Sep 20, 2014)
Field Goals	3	Brad Craddock vs West Virginia (Sep 13, 2014)
		Brad Craddock at Indiana (Sep 27, 2014)
		Brad Craddock at Michigan (Nov 22, 2014)
Long Field Goal	57	Brad Craddock vs Ohio State (Oct 4, 2014)
Punts	11	Nathan Renfro at Penn State (Nov 1, 2014)
Punting Avg	47.9	Nathan Renfro vs West Virginia (Sep 13, 2014)
		Nathan Renfro at USF (Sep 6, 2014)
Long Punt	64	Nathan Renfro vs West Virginia (Sep 13, 2014)
Punts inside 20	5	Nathan Renfro vs James Madison (Aug 30, 2014)
Long Punt Return	69	William Likely vs West Virginia (Sep 13, 2014)
Long Kickoff Return	100	William Likely vs Stanford (Dec 30, 2014)
Tackles	18	Cole Farrand at Indiana (Sep 27, 2014)
Sacks	2.0	Andre Monroe vs Ohio State (Oct 4, 2014)
Tackles For Loss	3.0	Yannick Ngakoue vs West Virginia (Sep 13, 2014)
Interceptions	1	Eight times: last Will Likely at Michigan (Nov 22, 2014)

MARYLAND TEAM HIGHS

Rushes	50	vs James Madison (Aug 30, 2014)
Yards Rushing	285	vs James Madison (Aug 30, 2014)
Yards Per Rush	7.8	vs Rutgers (Nov 29, 2014)
TD Rushes	5	vs James Madison (Aug 30, 2014)
Pass attempts	43	vs Michigan State (Nov 15, 2014)
Pass completions	24	vs Ohio State (Oct 4, 2014)
Yards Passing	361	at Indiana (Sep 27, 2014)
Yards Per Pass	17.5	at Syracuse (Sep 20, 2014)
TD Passes	3	at Indiana (Sep 27, 2014)
Total Plays	85	vs James Madison (Aug 30, 2014)
Total Offense	471	vs James Madison (Aug 30, 2014)
Yards Per Play	7.9	vs Rutgers (Nov 29, 2014)
Points	52	vs James Madison (Aug 30, 2014)
Sacks By	5	at Penn State (Nov 1, 2014)
First Downs	30	vs James Madison (Aug 30, 2014)
Penalties	8	at Syracuse (Sep 20, 2014)
		at Indiana (Sep 27, 2014)
Penalty Yards	83	at Indiana (Sep 27, 2014)
Turnovers	6	vs South Florida (Sep 6, 2014)
Interceptions By	2	vs James Madison (Aug 30, 2014)
Punts	11	at Penn State (Nov 1, 2014)
		vs Wisconsin (Oct 25, 2014)
Punting Avg	47.9	vs West Virginia (Sep 13, 2014)
Long Punt	64	vs West Virginia (Sep 13, 2014)
Punts inside 20	5	vs James Madison (Aug 30, 2014)

Long Punt Return 69 vs West Virginia (Sep 13, 2014)

INDIVIDUAL OPPONENT GAME HIGHS

Rushes	24	Ezekiel Elliott, vs Ohio State (Oct 4, 2014)
Yards Rushing	139	Ezekiel Elliott, vs Ohio State (Oct 4, 2014)
TD Rushes	3	Melvin Gordon, at Wisconsin (Oct 25, 2014)
	3	Remound Wright, vs. Stanford (Dec 30, 2014)
Long Rush	60	Tanner McEvoy, at Wisconsin (Oct 25, 2014)
Pass attempts	56	Jake Rudock, vs Iowa (Sep 6, 2014)
Pass completions	37	Clint Trickett, vs West Virginia (Sep 13, 2014)
Yards Passing	511	Clint Trickett, vs West Virginia (Sep 13, 2014)
TD Passes	4	Clint Trickett, vs West Virginia (Sep 13, 2014)
		J.T. Barrett, vs Ohio State (Oct 4, 2014)
		Gary Nova, vs Rutgers (Nov 29, 2014)
Long Pass	62	Connor Cook, vs Michigan State (Nov 15, 2014)
Receptions	13	Kevin White, vs West Virginia (Sep 13, 2014)
Yards Receiving	216	Kevin White, vs West Virginia (Sep 13, 2014)
TD Receptions	2	Mario Alford, vs West Virginia (Sep 13, 2014)
		Leonte Carroo, vs Rutgers (Nov 29, 2014)
		Andre Patton, vs Rutgers (Nov 29, 2014)
		Devon Cajuste, vs Stanford (Dec 30, 2014)
Long Reception	62	Keith Mumphery, vs Michigan State (Nov 15, 2014)
Field Goals	4	Sam Ficken, at Penn State (Nov 1, 2014)
Long Field Goal	58	Griffin Oakes, at Indiana (Sep 27, 2014)
Punts	10	Gunnar Kane, vs James Madison (Aug 30, 2014)
Punting Avg	52.0	Bart Houston, at Wisconsin (Oct 25, 2014)
Long Punt	69	Cameron Johnston, vs Ohio State (Oct 4, 2014)
Punts inside 20	4	Connor Kornbrath vs Iowa (Sep 6, 2014)
Long Punt Return	32	Dontre Wilson, vs Ohio State (Oct 4, 2014)
Long Kickoff Return	71	Janarion Grant, vs Rutgers (Nov 29, 2014)
Tackles	14	Joe Bolden, at Michigan (Nov 22, 2014)
	14	Jake Ryan, at Michigan (Nov 22, 2014)
Sacks	2.5	Drew Ott, vs Iowa (Sep 6, 2014)
Tackles For Loss	2.5	Nick Kwiatkoski, vs West Virginia (Sep 13, 2014)
Interceptions	1	14 times, last: Kyle Olugbode vs Stanford (Dec 30, 2014)

OPPONENT TEAM HIGHS

Rushes	59	vs West Virginia (Sep 13, 2014)
Yards Rushing	370	at Syracuse (Sep 20, 2014)
Yards Per Rush	7.3	at Syracuse (Sep 20, 2014)
TD Rushes	5	at Wisconsin (Oct 25, 2014)
Pass attempts	56	vs Iowa (Sep 6, 2014)
Pass completions	37	vs West Virginia (Sep 13, 2014)
Yards Passing	511	vs West Virginia (Sep 13, 2014)
Yards Per Pass	13.9	vs Ohio State (Oct 4, 2014)
TD Passes	4	vs West Virginia (Sep 13, 2014)
		vs Ohio State (Oct 4, 2014)
		vs Rutgers (Nov 29, 2014)
Total Plays	108	vs West Virginia (Sep 13, 2014)
Total Offense	694	vs West Virginia (Sep 13, 2014)
Yards Per Play	7.5	at Syracuse (Sep 20, 2014)
Points	52	vs Ohio State (Oct 4, 2014)
		at Wisconsin (Oct 25, 2014)
Sacks By	6	at Penn State (Nov 1, 2014)
	6	vs Stanford (Dec 30, 2014)
First Downs	33	vs West Virginia (Sep 13, 2014)
Penalties	10	vs Michigan State (Nov 15, 2014)
Penalty Yards	102	vs James Madison (Aug 30, 2014)
Turnovers	4	vs West Virginia (Sep 13, 2014)
	4	at Penn State (Nov 1, 2014)
Interceptions By	4	vs Ohio State (Oct 4, 2014)
Punts	10	vs James Madison (Aug 30, 2014)
Punting Avg	51.0	vs Ohio State (Oct 4, 2014)
Long Punt	69	vs Ohio State (Oct 4, 2014)
Punts inside 20	5	vs Iowa (Sep 6, 2014)
Long Punt Return	32	vs Ohio State (Oct 4, 2014)

GAME 1 RECAP: JAMES MADISON

TERPS ROUT JMU 52-7 IN 2014 SEASON OPENER

COLLEGE PARK, Md. - C.J. Brown accounted for 172 total yards and four touchdowns to lead the University of Maryland football team to a 52-7 rout of James Madison in the Terps' 2014 season opener.

Brown scored on runs of 11, eight and two yards in the first half to help the Terps build a 24-0 lead going into halftime.

Brandon Ross opened the scoring in the third quarter with an impressive 8-yard run before Brown capped his day with a 41-yard touchdown strike to Deon Long.

Kenneth Goins Jr. and Albert Reid capped the Terrapins' scoring efforts with touchdown runs of two and 12 yards, respectively.

Ross led the Terps with 86 rushing yards on 16 carries, while Wes Brown had 81 yards on 13 carries.

Stefon Diggs was Maryland's leading receiver with five catches for 53 yards and thrilled the 45,080 at Capital One Field at Byrd Stadium with a 59-yard kickoff return. Diggs led all players with 112 all-purpose yards.

James Madison's lone score came early in the third quarter when the Dukes turned a Maryland turnover into a short field. That 27-yard drive was finished off by a 1-yard plunge by John Miller.

The Terrapin defense was led by L.A. Goree, who totaled 14 tackles, including seven solo efforts. Sean Davis also turned in a double-digit tackle day with 10, including eight solos.

Anthony Nixon and Jeremiah Johnson had interceptions for the Terps, with Johnson's coming in the end zone as the first half clock came to a close.

William Likely also had a big day for Maryland with four solo tackles, including a sack for 15 yards, a pass break-up and one punt return for 35 yards.

Brad Craddock connected on his only field goal attempt of the day, a 49-yarder in the first quarter. He also converted all seven extra-point attempts and had seven of his nine kickoffs result in touchbacks.

The Dukes were led by quarterback Vad Lee, who had 141 passing yards and 27 rushing yards. Khalid Abdullah finished the game with 67 yards on 20 carries for JMU.

Maryland returns to action on Saturday, Sept. 6 when the Terps hit the road for the first time in 2014 at South Florida. Kickoff for the Terrapins and Bulls is set for 3:30



Quarterback **C.J. Brown** accounted for four touchdowns against the Dukes.

p.m. at Raymond James Stadium. The game will be televised on the CBS Sports Network.

GAME STATS

JAMES MADISON 7
MARYLAND 52
Aug. 30, 2014 at Capital One Field at Byrd Stadium (45,080)

SCORING	1	2	3	4	-	F
James Madison	0	0	0	7	-	7
Maryland	17	7	21	7	-	52

SCORING SUMMARY

First Quarter

MD - C.J. Brown 11 run (Craddock kick), 11:43

MD - C.J. Brown 8 run (Craddock kick), 8:48

MD - FG Brad Craddock 49, 1:57

Second Quarter

MD - C.J. Brown 2 run (Craddock kick), 6:46

Third Quarter

MD - Brandon Ross 8 run (Craddock kick), 12:20

MD - Deon Long 41 pass fr C.J. Brown (Craddock kick), 7:55

MD - Kenneth Goins 2 pass fr Caleb Rowe (Craddock kick), 0:10

Fourth Quarter

JMU - John Miller 1 run (Arnone, C. kick), 10:56

MD - Albert Reid 12 run (Craddock kick), 4:01

TEAM STATISTICS	JMU	MD
First Downs	16	30
Rushes-Yards	44-161	50-285
Comp-Att-Int	16-37-2	18-35-1
Passing Yards	141	186
Total Offense Plays-Yards	81-302	85-471
Fumble Returns-Yards	0-0	0-0
Punt Returns-Yards	1-1	1-35
Interception Returns-Yards	1-12	2-2
Punts-Average	10-33.5	6-34.3
Fumbles-Lost	0-0	0-0
Penalties-Yards	9-102	5-35
Third-Down Conversions	4-19	9-18
Fourth-Down Conversions	3-4	2-2
Red-Zone Scores-Chances	1-2	6-6
Sacks By-Yards Lost	0-0	2-21
Time of Possession	26:10	33:50

INDIVIDUAL STATISTICS

RUSHING - Maryland: Brandon Ross 16-86-1, Wes Brown 13-81, C.J. Brown 7-61-3, Kenneth Goins 3-31, Albert Reid 5-23-1, Caleb Rowe 5-5, Team 1-minus 2; JMU: Khalid Abdullah 20-67, Alden Hill 8-36, John Miller 6-29-1, Vad Lee 8-27, Sean Tapley 1-1, Jauan Latney 1-1.

PASSING - Maryland: C.J. Brown 11-24-0-111-1, Caleb Rowe 7-11-1-75-1; JMU: Vad Lee 16-37-2-141-0.

RECEIVING - Maryland: Stefon Diggs 5-53, Deon Long 2-48-1, Wes Brown 2-27, Marcus Leak 2-17, Albert Reid 2-17, Brandon Ross 1-15, Malcolm Culmer 1-5, Jacquille Veii 1-4, Kenneth Goins 2-0-1; JMU: Sean Tapley 3-62, Brandon Ravenel 4-31, Andre Coble 3-16, Deane Cheatham 2-12, Khalid Abdullah 2-8, Alden Hill 1-7, Daniel Brown 1-5.

TACKLES - Maryland: L.A. Goree 7-7-14, Sean Davis 8-2-10, Alex Twine 3-4-7, Matt Robinson 3-3-6, Spencer Myers 2-3-5, Yannick Ngakoue 2-3-5, Darius Kilgo 2-3-5, Andre Monroe 0-5-5; JMU: Aaron Peak 9-0-9, Kyre Hawkins 8-1-9, Dean Marlowe 7-2-9, Sage Harold 5-1-6, Taylor Reynolds 4-2-6.

GAME 2 RECAP: USF

TERPS SCORE 10 UNANSWERED POINTS IN 4TH TO TOP USF

TAMPA, Fla. - C.J. Brown threw for two touchdowns and Avery Thompson recovered a blocked punt in the end zone for a fourth-quarter TD that helped Maryland beat South Florida 24-17 on Saturday.

Marcus Leak scored on receptions of 10 and 44 yards for the Terrapins (2-0), who overcame six turnovers, including a pair of interceptions that stopped promising drives.

Thompson's TD put Maryland ahead for good with 12:25 remaining. Brad Craddock's 23-yard field goal made 24-17, and cornerback Alvin Hill's late interception helped the Terrapins put it away.

USF (1-1) lost quarterback Mike White with an arm injury on the first play of the game. Backup Steven Bench scored on a 17-yard run and linebacker Auggie Sanchez scored on a 21-yard fumble return for the Bulls, who led 17-14 at halftime.

Maryland's defense limited Marlon Mack, who began the day as the nation's leading rusher, to 73 yards on 22 carries.

Mack ran for 275 yards and four TDs, helping USF overcome an early 11-point deficit to beat Western Carolina in the Bulls opener. The true freshman who scored on runs of 62, 60 and 56 yards in the opener found the going much tougher against a defensive front primed to slow down the 6-foot, 195-pound blend of power and speed.

The USF running back had a couple of nice runs for 15 and 19 yards, but averaged just 3.3 yards per carry after gaining nearly 12 per attempt in his debut last week.

Brown threw for 111 yards, no touchdowns and one interception in Maryland's season-opening rout of James Madison. He was much more effective Saturday, completing 17 of 28 passes for 201 yards. He also was intercepted on the Terps' opening series, the first of four first-half turnovers that threatened his team's chances of winning, and threw a third-quarter pick that stopped a drive deep in USF territory.

USF lost White when he was hit after throwing 12 yards to Sean Price on the first play of the game. Bench started two games and appeared in seven overall a year ago, but didn't play nearly as well as he did Saturday in guiding the Bulls to his touchdown and a 35-yard field goal that put the Bulls up 17-14.

Bench finished 14 of 36 for 162 yards. He was sacked twice and threw the late interception that helped Maryland stay in control in the closing minutes.

Stefon Diggs had seven receptions for 50 yards for the Terrapins. Leak had three receptions for a team-leading 72 yards.

GAME STATS

MARYLAND 24
USF 17

Sept. 6, 2014 at Raymond James Stadium (28,915)

SCORING	1	2	3	4	-	F
MARYLAND	14	0	0	10	-	24
USF	7	10	0	0	-	17

SCORING SUMMARY

First Quarter

MD - Marcus Leak 10 pass fr. C.J. Brown (Craddock kick), 7:02

USF - Auggie Sanchez 21 fumble recovery (Kloss kick), 4:04

MD - Marcus Leak 44 pass fr. C.J. Brown (Craddock kick), 2:38

Second Quarter

USF - Steven Bench 15 run (Kloss kick), 11:27

USF - FG Marvin Kloss 35, 0:00

Fourth Quarter

MD - Avery Thompson 0 blocked punt return (Craddock kick), 12:25

MD - FG Brad Craddock 23, 5:16

TEAM STATISTICS	MD	USF
First Downs	17	16
Rushes-Yards	40-116	37-83
Comp-Att-Int	17-28-2	15-37-1
Passing Yards	201	174
Total Offense Plays-Yards	68-317	74-257
Fumble Returns-Yards	0-0	1-21
Punt Returns-Yards	5-98	1-22
Interception Returns-Yards	1-0	2-0
Punts-Average	4-47.0	8-39.0
Fumbles-Lost	7-4	0-0
Penalties-Yards	4-35	6-39
Third-Down Conversions	8-14	9-21
Fourth-Down Conversions	0-0	0-2
Red-Zone Scores-Chances	2-4	2-3
Sacks By-Yards Lost	2-13	3-22
Time of Possession	27:07	32:53

INDIVIDUAL STATISTICS

RUSHING - Maryland: Wes Brown 13-61, Albert Reid 8-34, Brandon Ross 6-25, Kenneth Goins 1-4, C.J. Brown 10-minus 3, TEAM 2-minus 5; USF: Marlon Mack 22-73, Rodney Adams 1-11, Steven Bench 5-9, D'Erne Johnson 3-4, Darius Tice 5-3, TEAM 1-minus 17.

PASSING - Maryland: C.J. Brown 17-28-2-201-2; USF: Steven Bench 14-36-1-162, Mike White 1-1-0-12.

RECEIVING - Maryland: Marcus Leak 3-72-2, Stefon Diggs 7-50, Deon Long 4-42, Kenneth Goins 1-17, Albert Reid 1-12, Brandon Ross 1-8; USF: Mike McFarland 4-55, Rodney Adams 3-49, Deonte Welch 4-43, Sean Price 2-17, Marlon Mack 1-7, Darius Tice 1-3.

TACKLES - Maryland: Andre Monroe 5-3-8, William Likely 5-1-6, L.A. Goree 4-2-6, Sean Davis 3-3-6, Cole Farrand 4-1-5; USF: Nigel Harris 8-1-9, Jamie Byrd 6-0-6, Nate Godwin 5-0-5, Todd Chandler 2-3-5, Eric Lee 2-3-5.

GAME 3 RECAP: WEST VIRGINIA

LAST-SECOND FIELD GOAL LIFTS WVU OVER MARYLAND

COLLEGE PARK, Md. - Senior quarterback C.J. Brown passed for 241 yards with a touchdown and rushed for 161 more, including a 75-yard TD run, but that wasn't enough for the University of Maryland football team to overcome West Virginia, which kicked a 47-yard field goal as time expired, in a 40-37 shootout.

Mountaineer quarterback Clint Trickett passed for 511 yards and four touchdowns, and West Virginia gave away a 22-point lead before Josh Lambert kicked a 47-yard field goal as time expired to give the Mountaineers a 40-37 victory over Maryland on Saturday.

West Virginia (2-1) let a 28-6 lead dwindle to 28-27 in the third quarter, then gave away a 10-point advantage in the fourth quarter before Trickett directed a 65-yard drive to set up Lambert's game-winning kick.

Trailing 37-27 heading into the fourth quarter, Maryland closed the gap on a 30-yard field goal by Brad Craddock and a 69-yard punt return for a score by Will Likely.

West Virginia was driving late in the fourth quarter and were setup for a 43-yard field goal attempt with 4:16 left to play, but nose tackle Darius Kilgo blocked the attempt to keep the game tied at 37-37.

Maryland went three-and-out on the ensuing drive, but Nate Renfro pinned the Mountaineers back to their own five-yard line with just 2:35 left to play.

From there WVU went on a 13-play, 65-yard drive that ended with Lambert's deciding field goal.

Trickett went 37-for-49, and his passing yardage was the second-most in West Virginia history behind a 656-yard performance by Geno Smith in 2012. The Mountaineers finished with a whopping 694 yards in offense compared to 447 for Maryland (2-1).

West Virginia's Kevin White had 13 catches for 216 yards and Mario Alford caught 11 passes for 131 yards and two scores.

Stefon Diggs led the Terrapins with 170 all-purpose yards on five catches for 127 yards and two kickoff returns for 43 yards.

Sean Davis led the defensive effort for the Terps with 13 total tackles, while Alex Twine, Cole Farrand and Andre Monroe each had nine.

Craddock was 3-for-3 on field goal attempts from 46, 41 and 30 yards, respectively.



Then-sophomore defensive back **William Likely** tied the score at 37 with a 69-yard punt return in the fourth quarter.

Maryland wraps up its non-conference schedul on Saturday, Sept. 20 when it plays at Syracuse. That game is set for a 12:30 p.m. start and will be broadcast on the ACC Network.

GAME STATS

WEST VIRGINIA	40
MARYLAND	37
Sept. 13, 2014 at Capital One Field at Byrd Stadium (48,154)	

SCORING	1	2	3	4	-	F
WEST VIRGINIA	14	14	9	3	-	40
MARYLAND	0	20	7	10	-	37

SCORING SUMMARY

First Quarter

WVU - Rushel Shell 1 run (Lambert kick), 3:27

WVU - Mario Alford 43 pass fr Clint Trickett (Lambert kick), 1:55

Second Quarter

MD - FG Brad Craddock 46, 2:39

WVU - Kevin White 44 pass fr Clint Trickett (Lambert kick), 0:36

MD - FG Brad Craddock 41, 3:15

WVU - Mario Alford 36 pass fr Clint Trickett (Lambert kick), 2:16

MD - Stefon Diggs 77 pass fr C.J. Brown (Craddock kick), 0:11

MD - Jacquille Veii 26 pass fr Caleb Rowe (Craddock kick), 0:44

Third Quarter

MD - C.J. Brown 75 run (Craddock kick), 0:14

WVU - Team safety

WVU - Daikiel Shorts 11 pass fr Clint Trickett (Lambert kick), 2:31

Fourth Quarter

MD - FG Brad Craddock 30, 1:45

MD - William Likely 69 punt return (Craddock kick)

WVU - FG Josh Lambert 47, 2:35

TEAM STATISTICS

	WVU	MD
First Downs	33	16
Rushes-Yards	59-183	27-163
Comp-Att-Int	37-49-1	21-38-1
Passing Yards	511	284
Total Offense Plays-Yards	108-694	65-447
Fumble Returns-Yards	0-0	1-6
Punt Returns-Yards	4-37	1-69
Interception Returns-Yards	1-0	1-1
Punts-Average	3-41.7	8-41.9
Fumbles-Lost	3-3	0-0
Penalties-Yards	4-40	7-71
Third-Down Conversions	11-24	4-15
Fourth-Down Conversions	2-4	0-0
Red-Zone Scores-Chances	2-5	1-1
Sacks By-Yards Lost	2-10	3-18
Time of Possession	34:46	25:14

INDIVIDUAL STATISTICS

RUSHING - Maryland: C.J. Brown 18-161-1, Albert Reid 3-4, Jacquille Veii 1-3, Brandon Ross 4-0, Kenneth Goins 1-(-5); WVU: Rushel Shell 27-98-1, Wendall Smallwood 10-28, Dreamius Smith 7-24, Andrew Buie 6-23, Dustin Garrison 2-12, Elijah Wellman 1-2, Clint Trickett 6-(-4).

PASSING - Maryland: C.J. Brown 19-35-1-241-1, Caleb Rowe 2-3-0-43-1; WVU - Clint Trickett 37-49-1-511-4.

RECEIVING - Maryland: Stefon Diggs 5-127-1, Brandon Ross 5-50, Deon Long 4-39, Jacquille Veii 1-26-1, Albert Reid 3-22, Marcus Leak 2-20, Andrew Isaacs 1-0; WVU: Kevin White 13-216-1, Mario Alford 11-131-2, Wendall Smallwood 4-72, Daikiel Shorts 4-62-1, Dustin Garrison, 1-13, Cody Clay 1-10, Rushel Shell 3-7.

TACKLES - Maryland: Sean Davis 8-5-13, Alex Twine 8-1-9, Cole Farrand 7-2-9, Andre Monroe 4-5-9, William Likely 7-1-8, Anthony Nixon 3-5-8; WVU: Nick Kwiatkowski 10-2-12, Brandon Golson 4-2-6, Terrell Chestnut 3-3-6, Isaiah Bruce 5-0-5, Daryl Worley 4-0-4, Karl Joseph 3-1-4.

GAME 4 RECAP: SYRACUSE

BROWN, LIKELY PUSH TERPS PAST SYRACUSE

SYRACUSE, N.Y. - C.J. Brown threw for 280 yards and two touchdowns, cornerback William Likely returned an interception 88 yards for another score, and Maryland beat mistake-prone Syracuse 34-20 on Saturday.

Likely, who forced a fumble, had an interception, and returned a punt for a touchdown against West Virginia last week, intercepted a Terrel Hunt pass at the Maryland 12 and raced down the right sideline for a score with 3:37 to go in the first half, giving Maryland a commanding 31-13 lead.

Maryland (3-1), which entered the game averaging 37.7 points per game, the highest in school history, almost scored its average in the first half en route to its 18-point lead at intermission.

After the Orange (2-1) took a 3-0 lead on a 35-yard field goal by Ryan Norton, Maryland went to work. Brown, who was 16 of 26, connected with wide receiver Marcus Leak in the right corner for a 25-yard touchdown, culminating a five-play, 59-yard drive that took just 1:58.

On the Terps' next possession, Brown hit running back Brandon Ross on a short pass in the flat and Ross did the rest, running down the left sideline for a 90-yard score and 14-3 lead with 6:38 to go in the first quarter. The drive took all of 47 seconds.

Syracuse narrowed the score to 14-13 on a 49-yard field goal by freshman Cole Murphy on his first career attempt and an 8-yard run by Hunt on the first play of the second quarter. It was Hunt's fourth rushing touchdown in his last two games.

Hunt, who added another rushing touchdown with 48 seconds left in the game, gained 156 yards on the ground, becoming the first Syracuse quarterback to run for 100 yards since Donovan McNabb ran for 100 against Miami in 1997. Hunt was 14 of 28 for 219 yards passing.

Syracuse, which defeated Maryland 20-3 in College Park last season, was hurt by a lack of discipline, getting hit with eight penalties for 89 yards. A holding penalty negated a 13-yard touchdown run by Hunt with 1:53 remaining in the first half.

A 31-yard field goal by Brad Craddock extended Maryland's lead to 17-13 and then the Terps' special teams took over. Anthony Nixon blocked Riley Dixon's punt and Maryland capitalized, scoring in just four plays on Jacquille Vei's 4-yard run to make it 24-13.



Then-sophomore defensive back **William Likely** returned an interception 88 yards for a touchdown just before halftime.

Syracuse's special teams faltered, too. Norton missed a 25-yard field goal from the left hash mark at the end of the first half, prompting a chorus of boos from the hometown fans.

Stefon Diggs, who missed last year's game against Syracuse, led Maryland with six receptions for 56 yards. Leak had four receptions for 93 yards and a touchdown.

GAME STATS

MARYLAND	34					
SYRACUSE	20					
Sept. 20, 2014 at Carrier Dome (40, 511)						
SCORING	1	2	3	4	-	F
MARYLAND	14	17	0	3	-	34
SYRACUSE	6	7	0	7	-	20

SCORING SUMMARY

First Quarter

SU - FG Ryan Norton 35, 11:37
 MD - Marcus Leak 25 pass fr C.J. Brown (Craddock kick), 9:39
 MD - Brandon Ross 90 pass fr C.J. Brown (Craddock kick), 6:35
 SU - FG Cole Murphy 49, 3:48

Second Quarter

SU - Terrel Hunt 8 run (Norton kick), 14:56
 MD - FG Brad Craddock 31, 12:38
 MD - Jacquille Vei 4 run (Craddock kick), 6:13
 MD - William Likely 88 interception ret (Craddock kick), 3:37

Fourth Quarter

MD - FG Brad Craddock 44, 4:17
 SU - Terrel Hunt 1 run (Murphy kick), 0:48

TEAM STATISTICS

	MD	SU
First Downs	17	26
Rushes-Yards	32-89	51-370
Comp-Att-Int	16-26-0	14-28-1
Passing Yards	280	219
Total Offense Plays-Yards	58-369	79-589
Fumble Returns-Yards	0-0	0-0
Punt Returns-Yards	1-12	4-47
Interception Returns-Yards	1-88	0-0
Punts-Average	7-44.7	5-42.0
Fumbles-Lost	0-0	1-1
Penalties-Yards	8-75	8-69
Third-Down Conversions	4-13	4-14
Fourth-Down Conversions	0-0	0-1
Red-Zone Scores-Chances	2-2	3-5
Sacks By-Yards Lost	1-17	3-16
Time of Possession	27:46	32:14

INDIVIDUAL STATISTICS

RUSHING - Maryland: Jacquille Vei 8-42-1, C.J. Brown 14-25, Stefon Diggs 1-12, Brandon Ross 3-6, Wes Brown 2-6, Kenneth Goins 2-2, TEAM 2-(-4); SU: Terrel Hunt 23-156-2, Prince Tyson-Gulley 14-138, Adonis Ameen-Moore 3-10, Devante McFarlane 1-4, Ervin Phillips 1-(-6).

PASSING - Maryland: C.J. Brown 16-26-0-280-2; SU: Terrel Hunt 14-28-1-219-0.

RECEIVING - Maryland: Brandon Ross 2-97-1, Marcus Leak 4-93-1, Stefon Diggs 6-56, Deon Long 1-13, P.J. Gallo 1-11, Wes Brown 1-7, Andrew Isaacs 1-3; SU: Jarrod West 3-74, Brisly Estime 2-45, Ben Lewis 3-38, Ashton Broyle 2-26, Prince Tyson-Gulley 2-25, Steve Ishmael 1-7, Jamal Curtis 1-4.

TACKLES - Maryland: William Likely 9-0-9, Sean Davis 8-1-9, L.A. Goree 7-2-9, Jalen Brooks 4-0-4, Alex Twine 4-0-4, Jermaine Carter 3-1-4, Alvin Hill 2-2-4; SU: Cameron Lynch 6-1-7, Darius Kelly 6-0-6, Julian Whigham 4-1-5, Ritchy Desir 3-2-5, Micah Robinson 2-2-4.

GAME 5 RECAP: INDIANA

TERPS ROUT INDIANA FOR FIRST BIG TEN WIN

BLOOMINGTON, Ind. - Maryland's C.J. Brown ran for one touchdown and threw for another Saturday, and back-up Caleb Rowe threw two more TD passes in the second half to lead the Terrapins past Indiana 37-15.

The Terrapins (4-1, 1-0 Big Ten) have won two straight overall and five in a row on the road -- including their inaugural Big Ten game.

Indiana (2-2, 0-1) was chasing its second straight conference-opening win - something the Hoosiers haven't achieved since 1990-91.

Brown finished 10-of-15 for 163 yards but did not play in the second half after appearing to injure his left wrist. His 5-yard TD run broke a 3-3 tie and his 29-yard TD pass to Stefon Diggs gave the Terrapins a 17-6 lead midway through the second quarter.

Rowe sealed it with a 36-yard TD pass to Brandon Ross midway through the third quarter. It wasn't just the quarterbacks who came up big for the Terrapins.

The defense played its best game of the season, too, despite being without three starters.

Maryland, a founding member of the ACC, limited the nation's leading rusher Tevin Coleman to 22 carries for 122 yards, more than 75 yards below his average, and nearly kept the usually high-scoring Hoosiers out of the end zone. The secondary didn't let Indiana's receivers get free, and Nate Sudfeld struggled, going just 14-of-37 for 126 yards with one interception a week after leading the Hoosiers past then-No. 18 Missouri.

Even Brown's absence couldn't derail Maryland's party. It opened the game with a 48-yard field goal from Brad Craddock, and after Indiana's Griffin Oakes tied the score with his first college field goal, Brown went back to work -- scoring on the short run and throwing the TD pass to make it 17-6.

The Terrapins settled for a 30-yard field goal after Brown's injury, and Oakes closed the half by breaking the Hoosiers' school record with a 58-yard field goal to make it 20-9.

Rowe sealed the win with a 36-yard TD pass to Brandon Ross in the third quarter and a 30-yard TD pass to Juwann Winfree early in the fourth.

Indiana finally scored on Coleman's 4-yard TD run, extending his streak of consecutive games with a touchdown to 13 and breaking Anthony Thompson's



Former wide receiver **Stefon Diggs** put Maryland up 17-6 in the second quarter with a 29-yard touchdown reception.

school record (12) set in 1988-89.

Diggs had six catches for 112 yards, and Deon Long had 10 catches for 108 yards for Maryland.

GAME STATS

MARYLAND	37					
INDIANA	15					
Sept. 27, 2014 at Memorial Stadium (44,313)						
SCORING	1	2	3	4	-	F
MARYLAND	3	17	7	10	-	37
INDIANA	3	6	0	6	-	15

SCORING SUMMARY

First Quarter

MD - FG Brad Craddock 48, 12:12

IU - FG Griffin Oakes 38, 3:00

Second Quarter

MD - C.J. Brown 5 run (Craddock kick), 12:01

IU - FG Griffin Oakes 48, 9:49

MD - Stefon Diggs 29 pass fr C.J. Brown (Craddock kick), 8:50

MD - FG Brad Craddock 30, 2:09

IU - FG Griffin Oakes 58, 0:00

Third Quarter

MD - Brandon Ross 36 pass fr Caleb Rowe (Craddock kick), 8:00

Fourth Quarter

MD - Juwann Winfree 30 pass fr Caleb Rowe (Craddock kick), 13:03

IU - Tevin Coleman 4 run (Toth rush failed), 9:29

MD - FG Brad Craddock 48, 5:56

TEAM STATISTICS

	MD	IU
First Downs	23	22
Rushes-Yards	36-123	47-206
Comp-Att-Int	22-33-0	14-37-1
Passing Yards	361	126
Total Offense Plays-Yards	69-484	84-332
Fumble Returns-Yards	0-0	0-0
Punt Returns-Yards	2-11	1-(-1)
Interception Returns-Yards	1-0	0-0
Punts-Average	4-39.8	4-45.5
Fumbles-Lost	0-0	0-0
Penalties-Yards	8-83	9-55
Third-Down Conversions	5-14	9-19
Fourth-Down Conversions	2-2	0-1
Red-Zone Scores-Chances	2-2	2-2
Sacks By-Yards Lost	3-25	2-13
Time of Possession	31:39	28:21

INDIVIDUAL STATISTICS

RUSHING - Maryland: Brandon Ross 6-61, Wes Brown 15-34, C.J. Brown 7-22, Deon Long 1-9, Kenneth Goins 2-6, Jacquille Vei 1-2, Caleb Rowe 4-(-11); IU: Tevin Coleman 22-122, D'Angelo Roberts 14-43, Nate Sudfeld 8-20, Myles Graham 1-13, Chris Covington 2-8.

PASSING - Maryland: Caleb Rowe 12-18-0-198-2, C.J. Brown 10-15-0-163-1. IU: Nate Sudfeld 14-37-1-126.

RECEIVING - Maryland: Stefon Diggs 6-112-1, Deon Long 10-108, Wes Brown 2-50, Brandon Ross 1-36-1, Juwann Winfree 1-30-1, Kenneth Goins 1-16, Marcus Leak 1-9; IU: Nick Stoner 4-40, Simmie Cobbs 1-29, Shane Wynn 3-28, Anthony Cosaro 1-12, J-Shun Harris II 1-9, D'Angelo Roberts 1-6, Dominique Booth 1-4, Tevin Coleman 2-(-2).

TACKLES - Maryland: Cole Farrand 11-8-19, L.A. Goree 6-3-9, Andre Monroe 4-2-6, William Likely 5-0-5, Anthony Nixon 4-1-5; IU: Tim Bennett 7-0-7, Antonio Allen 5-1-6, Nate Hoff 4-0-4, Bobby Richardson 3-1-4, Chase Dutra 3-1-4, Darius Latham 3-1-4.

GAME 6 RECAP: OHIO STATE

NO. 20 BUCKEYES TAKE DOWN TERPS

COLLEGE PARK, Md. - Caleb Rowe passed for 173 yards and one score, but No. 20 Ohio State ran past the Maryland football team, 52-24, at Capital One Field at Byrd Stadium Saturday afternoon in front of a sold out crowd of 51,802.

Despite the rowdy sold-out crowd, the Terps were unable to contain Buckeye quarterback J.T. Barrett, who completed 19-of-23 passes for 267 yards and four touchdowns.

Junior Brad Craddock got the Terps on the board with a school record 57-yard field goal with 5:00 remaining in the first quarter to cut the Buckeye lead to 14-3. Craddock's boot broke the previous record of 54 yards held by Nick Novak and Steve Meyer-Miles.

A Wes Brown 2-yard touchdown stopped a 10-point Ohio State run to make the margin 24-10 with 6:25 left in the second quarter.

The Terps defense forced the Buckeye offense off the field late in the half, but a C.J. Brown interception on the ensuing Maryland possession led to another Barrett TD toss to make the halftime score 31-10.

After an Ohio State touchdown to open the half, Brandon Ross cut the deficit to 38-17 with a two yard TD run. Ross led the Terps on the ground with eight carries for 38 yards.

Stefon Diggs made his mark in the fourth quarter, snagging a four-yard pass from Rowe. The junior had seven catches for 52 yards to lead Maryland.

Cole Farrand led the defense with 17 total tackles. Andre Monroe chipped in with two sacks and five total tackles.

The Terps have a bye week before returning at home against Iowa. Kickoff is set for noon.

"The bye comes at a really good time for us," said Maryland head coach Randy Edsall. "We have some guys who are banged up, but we really appreciate being in the Big Ten and there is a lot on these kids to be able to go through what they have gone through so far in these first six games. With last week's game in Indiana and this week's game at home, we are really looking forward to heading into the bye. We are looking forward to taking a deep breath, getting healthy and evaluating ourselves after these six games. We have a chance to analyze ourselves even more."



Then-junior kicker **Brad Craddock** booted a program record 57-yard field goal for Maryland's first score.

GAME STATS

#20 OHIO STATE 52
MARYLAND 24
 Oct. 4, 2014 at Capital One Field at Byrd Stadium (51,802)

SCORING	1	2	3	4	-	F
OHIO STATE	14	17	7	14	-	52
MARYLAND	3	7	7	7	-	24

SCORING SUMMARY

First Quarter

OSU - Rod Smith 1 run (Nuernberger kick), 11:59

OSU - Jalin Marshall 9 pass fr J.T. Barrett (Nuernberger kick), 6:33

MD - FG Brad Craddock 57, 5:00

Second Quarter

OSU - Michael Thomas 25 pass fr J.T. Barrett (Nuernberger kick), 12:09

OSU - FG Nuernberger 28, 8:59

MD - Wes Brown 2 run (Craddock kick), 2:34

OSU - Nick Vannett 1 pass fr J.T. Barrett (Nuernberger kick), 0:57

Third Quarter

OSU - Devin Smith 30 pass fr J.T. Barrett (Nuernberger kick), 6:30

MD - Brandon Ross 2 run (Craddock kick), 4:06

Fourth Quarter

OSU - J.T. Barrett 9 run (Nuernberger kick), 14:54

MD - Stefon Diggs 4 pass fr Caleb Rowe (Craddock kick), 13:32

OSU - Raekwon McMillan 19 interception ret (Nuernberger kick), 8:58

TEAM STATISTICS

	OSU	MD
First Downs	26	17
Rushes-Yards	53-269	24-66
Comp-Att-Int	19-24-0	24-40-4
Passing Yards	264	244
Total Offense Plays-Yards	77-533	64-310
Fumble Returns-Yards	0-0	0-0
Punt Returns-Yards	3-42	0-0
Interception Returns-Yards	4-52	0-0
Punts-Average	2-51.0	6-36.2
Fumbles-Lost	2-0	0-0
Penalties-Yards	7-66	2-23
Third-Down Conversions	8-14	5-13
Fourth-Down Conversions	0-2	1-1
Red-Zone Scores-Chances	5-7	3-3
Sacks By-Yards Lost	3-17	4-28
Time of Possession	36:36	23:24

INDIVIDUAL STATISTICS

RUSHING - MD: Brandon Ross 8-38, Jacquille Vei 1-11, Caleb Rowe 4-9, Wes Brown 2-8, Kenneth Goins 1-3, C.J. Brown 8-(-3); OSU: Ezekiel Elliott 24-139, J.T. Barrett 16-71-1, Cardale Jones 6-50, Rod Smith 5-9, Bri'onte Dunn 1-1, TEAM 1-(-1).

PASSING - MD: Caleb Rowe 13-22-3-173-1, C.J. Brown 11-18-1-71-0; OSU: J.T. Barrett 18-23-0-267-4, Cardale Jones 1-1-0-(-3)-0.

RECEIVING - MD: Jacquille Vei 4-78, Deon Long 6-57, Stefon Diggs 7-52-1, Marcus Leak 4-42, Wes Brown 3-15; OSU: Michael Thomas 4-75-1, Corey Smith 4-44, Dontre Wilson 3-42, Devin Smith 2-35-1, Jeff Heuerman 1-28, Nick Vannett 2-17-1, Jalin Marshall 1-9-1, Evan Spencer 1-8, Ezekiel Elliott 1-6.

TACKLES - MD: Cole Farrand 5-12-17, Sean Davis 7-7-14, L.A. Goree 6-8-14, William Likely 6-4-10, Keith Bowers 1-6-7; OSU: Joshua Perry 4-2-6, Vonn Bell 2-4-6, Doran Grant 4-1-5, Joey Bosa 3-2-5, Curtis Grant 2-3-5.

GAME 7 RECAP: IOWA

TERPS RALLY TO DOWN HAWKEYES

COLLEGE PARK, Md. (AP) - Will Likely returned an interception 45 yards for a fourth-quarter touchdown, and Maryland rallied from an early 14-point deficit to beat Iowa 38-31 Saturday for its first Big Ten home victory.

The Terrapins (5-2, 2-1) scored 24 straight points after falling behind by two touchdowns with 8 1/2 minutes elapsed. It was 24-21 before Likely picked off a Jake Rudock pass and sprinted untouched into the end zone with 12:29 left.

Stefon Diggs caught nine passes for 130 yards and a touchdown for Maryland, playing its first season in the Big Ten after leaving the Atlantic Coast Conference. The Terps are now 1-1 at home in league play after losing 52-24 to Ohio State two weeks ago.

Iowa (5-2, 2-1) committed three turnovers, sputtered offensively after its quick start and had its three-game winning streak end. Rudock went 32 for 56 for 317 yards and two touchdowns, and Mark Weisman ran for 78 yards and two touchdowns.

Maryland starting quarterback C.J. Brown was temporarily knocked out of the game in the third quarter after taking a hard hit to the upper body. Backup Caleb Rowe wasn't available after tearing his left ACL in practice on Tuesday - an injury announced by Maryland on Saturday.

Sophomore Perry Hills replaced Brown and threw a 53-yard touchdown to Diggs for a 24-14 lead, but the Hawkeyes answered with a 51-yard drive in which Weisman ran for 38 yards before bulling in from the 2.

Minutes later, Likely went the distance with Rudock's ill-advised throw.

Brown entered with 8:37 remaining and directed a 54-yard drive that produced Wes Brown's second 1-yard touchdown run with 4:58 left, giving Maryland a 38-21 advantage.

Iowa scored 10 points in the final three minutes and got the ball back with 59 seconds to go but could not get into Maryland territory.

C.J. Brown went 12 for 23 for 120 yards and two interceptions. He also ran for 99 yards on 21 carries.

After a horrid start, Maryland limited Iowa to 53 yards in the second quarter and rallied to take a 17-14 halftime lead.

A good portion of the homecoming crowd of 48,373



Former wide receiver **Stefon Diggs** had a season-high 130 yards receiving and one touchdown in the win.

had not yet arrived when defensive end Drew Ott intercepted a pass by Brown on the first play from scrimmage to set up a 4-yard touchdown run by Weisman.

Marcus Leak then dropped a potential touchdown pass before the Terrapins punted.

Rudock opened the possession with a 52-yard completion to Damon Bullock and converted a fourth-and-5 from the Maryland 9 before throwing a 2-yard TD pass to Henry Krieger Coble.

A 23-yard touchdown run by Jacquille Veii got the Terps to 14-7, and minutes later Maryland kicked a field goal after recovering an Iowa fumble.

Wes Brown's touchdown run gave the Terrapins their first lead with 6:47 left in the half.

GAME STATS

IOWA	31
MARYLAND	38
Oct. 18, 2014 at Capital One Field at Byrd Stadium (48,373)	

SCORING	1	2	3	4	-	F
IOWA	14	0	7	10	-	31
MARYLAND	7	10	7	14	-	38

SCORING SUMMARY

First Quarter

IOWA - Mark Weisman 4 run (Koehn kick), 12:45

IOWA - Henry Krieger Coble 2 pass fr Jake Rudock (Koehn kick), 6:29

MD - Jacquille Veii 23 run (Craddock kick), 3:40

Second Quarter

MD - FG Brad Craddock 41, 10:46

MD - Wes Brown 1 run (Craddock kick), 6:47

Third Quarter

MD - Stefon Diggs 53 pass fr Perry Hills (Craddock kick), 4:18

IOWA - Mark Weisman 2 run (Koehn kick), 1:46

Fourth Quarter

MD - William Likely 45 interception return (Craddock kick), 12:29

MD - Wes Brown 1 run (Craddock kick), 4:58

IOWA - Jacob Hillyer 4 pass fr Jake Rudock (Koehn kick), 2:58

IOWA - FG Marshall Koehn 24, 1:19

TEAM STATISTICS

	IA	MD
First Downs	19	22
Rushes-Yards	31-116	46-212
Comp-Att-Int	32-56-1	17-33-2
Passing Yards	317	206
Total Offense Plays-Yards	87-433	79-418
Fumble Returns-Yards	0-0	0-0
Punt Returns-Yards	3-13	2-3
Interception Returns-Yards	2-21	1-45
Punts-Average	9-37.1	9-37.8
Fumbles-Lost	3-2	0-0
Penalties-Yards	7-65	6-50
Third-Down Conversions	7-21	4-16
Fourth-Down Conversions	1-2	1-1
Red-Zone Scores-Chances	5-5	3-3
Sacks By-Yards Lost	4-8	4-32
Time of Possession	29:31	30:29

INDIVIDUAL STATISTICS

RUSHING - MD: C.J. Brown 21-99, Brandon Ross 9-35, Jacquille Veii 2-33-1, Wes Brown 8-19-2, Perry Hills 3-15, Stefon Diggs 2-12, Team 1-(-1); IOWA - Mark Weisman 10-78-2, Jordan Canzeri 8-35, Jonathan Parker 2-8, Damon Bullock 2-0, LeShun Daniels, Jr. 1-0, Jake Rudock 8-(-5).

PASSING - MD: C.J. Brown 12-23-2-120, Perry Hills 5-10-0-86-1; IOWA - Jake Rudock 32-56-1-317-2.

RECEIVING - MD: Stefon Diggs 9-130-1, Amba Etta-Tawo 3-46, Juwan Winfree 2-14, Kenneth Goins 2-12, Wes Brown 1-4; IOWA - Damon Bullock 8-100, Jake Duzey 8-80, Damond Powell 3-36, Tevaun Smith 4-30, Kevonte Martin-Manley 4-25, George Kittle 1-25, Mark Weisman 1-11, Jacob Hillyer 1-4-1, Ray Hamilton 1-4, Henry Krieger Coble 1-2-1.

TACKLES - MD: Cole Farrand 7-4-11, L.A. Goree 7-1-8, Matt Robinson 6-1-7, Yannick Ngakoue 5-2-7, Darius Kilgo 5-1-6, Andre Monroe 2-4-6; IOWA - Quinton Alston 8-4-12, Jordan Lomax 6-5-11, John Lowdermilk 4-5-9, Desmon King 5-2-7, Louis Trinca-Pasat 4-2-6.

GAME 8 RECAP: WISCONSIN BADGERS RUN PAST TERPS

MADISON, Wis. (AP) - Stefon Diggs caught a 21-yard touchdown pass late in the fourth quarter to prevent the shutout, but Melvin Gordon's 122 yards and three touchdowns, and Wisconsin's restocked defense stifled Maryland in the Badgers' 52-7 win on Saturday.

Gordon had his three scores in the first half, when the Badgers (5-2, 2-1 Big Ten) raced out to a 24-0 halftime lead on a sunny homecoming weekend game. Joel Stave threw for two scores in the second half against Maryland (5-3, 2-2).

The Big Ten rookie Terrapins had trouble in their first visit to Camp Randall Stadium. Dual-threat quarterback C.J. Brown faced pressure all afternoon from the blitzing Badgers, who were fortified on defense with the returns of top tackle Warren Herring and run-stopping linebacker Marcus Trotter from injuries.

Fresh off a bye, the Badgers even dusted off a couple trick plays, including punter Drew Meyer's floating pass to open tight end Troy Fumagalli over the middle for a 17-yard gain on fourth-and-9 from the Maryland 36.

It set up a 36-yard field goal by Rafael Gaglianone to give Wisconsin a 10-0 lead at 3:46 of the first quarter.

Maryland fumbled the ball away on the next drive after a handoff bounced off running back Brandon Ross' chest. Linebacker Vince Biegel pounced on the ball, and Gordon barreled in from a yard out six plays later for a 17-0 lead on the first play of the second quarter.

The next drive exemplified the Terps' trying day.

Brown hit Deon Long on first down for a 22-yard gain to the Wisconsin 49 before two straight penalties pushed the Terps back 10 yards.

Trotter tackled Ross from behind for a 3-yard loss. Fellow inside linebacker Derek Landisch easily snuffed out a short pass to Ross for a 4-yard loss. Under yet more pressure on third-and-27, Brown tossed a long incomplection.

Brown finished 13 of 29 for 129 yards passing, with 14 yards rushing on 13 carries. Long had six catches for 59 yards.

For Wisconsin, the offense found success with its two-quarterback system. Stave finished 9 of 15 for 155 yards in his second straight start, taking the majority of the snaps.

Tanner McEvoy provided a change of pace with his abil-



Former wide receiver **Stefon Diggs** caught his team-leading fifth touchdown pass in Camp Randall.

ity to scramble. He led Wisconsin on two touchdown drives, including an entertaining 60-yard run for a touchdown with 13:42 left in the fourth quarter for a 45-0 lead.

Wisconsin's vaunted running attack finished with 311 yards on 49 carries.

GAME STATS

MARYLAND							7
WISCONSIN							52
Oct. 25, 2014 at Camp Randall Stadium (80,336)							
SCORING	1	2	3	4	-	F	
MARYLAND	0	0	0	7	-	7	
WISCONSIN	10	14	14	14	-	52	

SCORING SUMMARY

First Quarter

WIS - Melvin Gordon 6 run (Gaglianone kick), 9:11

WIS - FG Rafael Gaglianone 36, 3:46

Second Quarter

WIS - Melvin Gordon 1 run (Gaglianone kick), 14:57

WIS - Melvin Gordon 3 run (Gaglianone kick), 6:40

Third Quarter

WIS - Alex Erickson 47 pass fr Joel Stave (Gaglianone kick), 8:45

WIS - Sam Arneson 8 pass fr Joel Stave (Gaglianone kick), 3:31

Fourth Quarter

WIS - Tanner McEvoy 60 run (Gaglianone kick), 13:42

WIS - Corey Clement 3 run (Gaglianone kick), 4:53

MD - Stefon Diggs 21 pass fr C.J. Brown (Craddock kick), 0:57

TEAM STATISTICS

	MD	WIS
First Downs	10	25
Rushes-Yards	28-46	49-311
Comp-Att-Int	13-29-0	15-23-0
Passing Yards	129	216
Total Offense Plays-Yards	57-175	72-527
Fumble Returns-Yards	0-0	0-0
Punt Returns-Yards	1-0	3-33
Interception Returns-Yards	0-0	0-0
Punts-Average	9-42.2	5-36.8
Fumbles-Lost	2-1	2-0
Penalties-Yards	7-45	2-20
Third-Down Conversions	3-15	6-14
Fourth-Down Conversions	0-2	2-2
Red-Zone Scores-Chances	0-0	6-6
Sacks By-Yards Lost	2-16	2-11
Time of Possession	24:39	35:21

INDIVIDUAL STATISTICS

RUSHING - MD: Wes Brown 5-22, C.J. Brown 13-14, Brandon Ross 7-6, Stefon Diggs 2-4, Kenneth Goins 1-0; WIS - Melvin Gordon 22-122-3, Corey Clement 17-90-1, Tanner McEvoy 4-84-1, Dare Ogunbowale 1-16, Kenzel Doe 3-15, Joel Stave 2-(-16).

PASSING - MD: C.J. Brown 13-29-0-129-1; WIS - Joel Stave 9-15-0-155-2, Tanner McEvoy 5-7-0-44, Drew Meyer 1-1-0-17.

RECEIVING: MD: Deon Long 6-59, Derrick Hayward 1-27, Stefon Diggs 1-21-1, Juwonn Winfree 2-14, Wes Brown 2-12, Brandon Ross 1-(-4); WIS - Alex Erickson 5-121-1, Sam Arneson 2-23-1, Troy Fumagalli 1-17, Reggie Love 1-13, George Rushing 1-13, Melvin Gordon 2-12, Austin Traylor 1-11, Kenzel Doe 1-5, Jordan Fredrick 1-1.

TACKLES - MD: Sean Davis 14-3-17, Jeremiah Johnson 6-1-7, L.A. Goree 6-0-6, Anthony Nixon 3-3-6, William Likely 2-3-5; WIS - Derek Landisch 7-1-8, Marcus Trotter 3-3-6, Joe Schobert 4-1-5, Michael Caputo 3-2-5, Peniel Jean 1-4-5.

GAME 9 RECAP: PENN STATE

TERPS OUTLAST NITTANY LIONS TO BECOME BOWL ELIGIBLE

STATE COLLEGE, Pa. (AP) – Brad Craddock kicked a 43-yard field goal with 51 seconds left to give Maryland a 20-19 come-from-behind victory over Penn State on Saturday.

The victory made the Terps bowl-eligible and extended Penn State's losing streak to four games.

Entering the game, Maryland and Penn State had met a total of 37 times with the Nittany Lions winning 35 of those matchups and were a perfect 22-0 at Beaver Stadium. That changed on Saturday.

Trailing 16-7 late in the third quarter, the Terps (6-3, 3-2 Big Ten) moved ahead after quarterback C.J. Brown engineered back-to-back scoring drives, aided by Alex Twine's fumble recovery on a Penn State kickoff return.

Craddock booted his first field goal of the afternoon early in the fourth quarter to trim the Penn State lead to six with 13:11 remaining in the game.

On the ensuing kickoff, Maryland's Jermaine Carter jarred the ball loose. Twine pounced on the fumble to give the Terps a first-and-10 at the Penn State 24.

Following a sack, Brown hit Amba Etta-Tawo over the middle for a 25-yard gain and two plays later Wes Brown punched in a one-yard touchdown giving the Terps a 17-16 lead.

Penn State's Sam Ficken kicked his fourth field goal with 6:52 remaining to give the Nittany Lions a 19-17 lead.

The Terps held Penn State (4-4, 1-4) to a three-and-out and William Likely returned a 37-yard Penn State punt 15 yards to the Lions' 42. Maryland's Wes Brown took a 13-yard pass from C.J. Brown to the 29, and three plays later, Craddock converted his 20th straight field goal for the winning margin.

The Terps, who limited Penn State to 219 total yards, again held the Nittany Lions on downs to seal the victory.

Maryland registered just 196 total yards, but limited Penn State quarterback Christian Hackenberg to 177 yards passing and the Nittany Lions to 42 yards rushing.

Four different Terps tallied a sack and the Maryland defense finished with nine tackles for loss including two apiece for Andre Monroe and Yannick Ngakoue.

In his first start of the season at cornerback, Sean



Then-junior kicker **Brad Craddock** hit a game-winning 43-yard field goal with 51 seconds remaining.

Davis led the Terps with 11 tackles and finished with a career-high three pass breakups.

GAME STATS

MARYLAND							20
PENN STATE							19
Nov. 1, 2014 at Beaver Stadium (103,969)							
SCORING	1	2	3	4	-	F	
MARYLAND	0	7	0	13	-		20
PENN STATE	3	6	7	3	-		19

SCORING SUMMARY

First Quarter

PSU - FG Sam Ficken 47, 10:56

Second Quarter

MD - P.J. Gallo 2 pass fr C.J. Brown (Craddock kick), 13:52

PSU - FG Sam Ficken 25, 5:06

PSU - FG Sam Ficken 46, 1:30

Third Quarter

PSU - Jesse James 8 pass from Christian Hackenberg (Ficken kick), 3:18

Fourth Quarter

MD - FG Brad Craddock 25, 13:11

MD - Wes Brown 1 run (Craddock kick), 11:30

PSU - FG Sam Ficken 48, 6:52

MD - FG Brad Craddock 43, 0:51

TEAM STATISTICS

	MD	PSU
First Downs	15	16
Rushes-Yards	30-35	41-42
Comp-Att-Int	18-38-0	18-42-1
Passing Yards	161	177
Total Offense Plays-Yards	68-196	83-219
Fumble Returns-Yards	0-0	0-0
Punt Returns-Yards	5-8	3-8
Interception Returns-Yards	1-7	0-0
Punts-Average	11-44.3	8-36.8
Fumbles-Lost	4-2	4-3
Penalties-Yards	6-89	8-64
Third-Down Conversions	1-14	6-20
Fourth-Down Conversions	0-0	1-2
Red-Zone Scores-Chances	3-3	2-2
Sacks By-Yards Lost	5-40	6-48
Time of Possession	27:47	32:13

INDIVIDUAL STATISTICS

RUSHING - MD: Wes Brown 10-24-1, C.J. Brown 13-4, Kenneth Goins 1-3, Jacquille Vei 1-2, TEAM 1-1, Brandon Ross 4-1; PSU: Akeel Lynch 21-51, Bill Belton 8-14, TEAM 1-(-1), Christian Hackenberg 11-(-22).

PASSING - MD: C.J. Brown 18-38-0-161-1; PSU: Christian Hackenberg 18-42-1-177-1.

RECEIVING - MD: Stefon Diggs 6-53, Amba Etta-Tawo 2-31, Marcus Leak 2-23, Deon Long 2-23, Wes Brown 1-13, Brandon Ross 3-10, Juwann Winfree 1-6, P.J. Gallo 1-2-1; PSU: Eugene Lewis 5-54, Jesse James 5-48-1, DaeSean Hamilton 3-42, Kyle Carter 2-21, Chris Godwin 1-12.

TACKLES - MD: Sean Davis 10-1-11, Jalen Brooks 5-2-7, Andre Monroe 6-0-6, L.A. Goree 4-2-6, Cole Farrand 1-5-6; PSU: Marcus Allen 6-5-11, Mike Hull 5-4-9, Austin Johnson 3-3-6, Brandon Bell 2-3-5, Deion Barnes 2-2-4, Jordan Lucas 1-3-4.

GAME 10 RECAP: MICHIGAN STATE

TERPS FALL TO NO. 12 MICHIGAN STATE

COLLEGE PARK, Md. - Senior quarterback C.J. Brown threw for 246 yards and two touchdowns to lead the offense, while senior linebacker Cole Farrand totaled 18 tackles on defense for Maryland, but the Terrapins couldn't overcome No. 12 Michigan State and fell to the Spartans 37-15 in front of a sold-out crowd of 51,802 at Capital One Field at Byrd Stadium.

Jeremy Langford ran for 138 yards and two touchdowns to lead the Spartans' offense, which also received a 138-yard rushing effort from Jeremy Langford.

Riley Bullough scored on a 22-yard interception return to help the Spartans (8-2, 5-1 Big Ten, No. 12 CFP) bounce back from last week's disheartening 49-37 loss to Ohio State.

Maryland's defense was stout throughout most of the game and limited the Michigan State offense to just nine points on three field goals through much of the first half.

The Terrapins responded with Brown's first TD strike of the game, a 20-yarder to junior wide receiver Daniel Adams, midway through the second quarter to trim the deficit to 9-7.

The Spartans took a 16-7 lead into halftime and then scored the lone touchdown of the third quarter on an interception return for a touchdown to take a 23-7 lead into the fourth.

The Michigan State running game wore down the Terrapins' defense and Langford and Nick Hill each ran for scores in the final quarter.

Sandwiched inbetween was Brown's second TD pass, which was a beautiful 31-yard strike to freshman tight end Derrick Hayward.

Sophomore cornerback William Likely had 228 yards on seven kick returns, including a 50-yard return.

Senior defensive lineman Andre Monroe registered one sack and is now just one away from tying the school career record of 24, which was set by Michael Corvino from 1979-82.

Maryland returns to action next Saturday, Nov. 22 when it heads to Ann Arbor, Mich., to play Michigan at Michigan Stadium. Game time for the Terrapins and the Wolverines will be announced on Sunday, Nov. 16.

GAME STATS

MICHIGAN STATE	37
MARYLAND	15
Nov. 15, 2014 at Capital One Field at Byrd Stadium (51,802)	

SCORING	1	2	3	4	-	F
MICHIGAN STATE	6	10	7	14	-	37
MARYLAND	0	7	0	8	-	15

SCORING SUMMARY

First Quarter

MSU - FG Michael Geiger 22, 7:01

MSU - FG Michael Geiger 34, 2:34

Second Quarter

MSU - FG Michael Geiger 35, 10:42

MD - Daniel Adams 20 pass fr C.J. Brown (Craddock kick), 8:46

MSU - Jeremy Langford 8 run (Geiger kick), 2:00

Third Quarter

MSU - RJ Williamson 22 interception return (Geiger kick), 1:06

Fourth Quarter

MSU - Jeremy Langford 25 run (Geiger kick), 7:06

MD - Juwann Winfree 31 pass fr C.J. Brown (Hayward pass from C.J. Brown), 4:07

MSU - Nick Hill 33 run (Geiger kick), 3:15

TEAM STATISTICS	<u>MSU</u>	<u>MD</u>
First Downs	23	11
Rushes-Yards	47-242	17-6
Comp-Att-Int	14-31-0	20-43-3
Passing Yards	240	246
Total Offense Plays-Yards	78-482	60-252
Fumble Returns-Yards	0-0	0-0
Punt Returns-Yards	1-14	1-0
Interception Returns-Yards	3-37	0-0
Punts-Average	6-46.3	8-37.2
Fumbles-Lost	0-0	2-1
Penalties-Yards	10-75	5-30
Third-Down Conversions	6-18	2-13
Fourth-Down Conversions	2-2	1-3
Red-Zone Scores-Chances	4-4	1-1
Sacks By-Yards Lost	3-16	2-7
Time of Possession	37:32	22:28

INDIVIDUAL STATISTICS

RUSHING - MD: Brandon Ross 1-5, Wes Brown 9-5, Jacquille Veii 1-1, C.J. Brown 6-(-5); MSU - Jeremy Langford 25-139-2, Nick Hill 6-58-1, Delton Williams 6-34, Connor Cook 6-5, Keith Mumphy 1-5, Macgarrett Kings 1-3, Aaron Burbridge 1-1, TEAM 1-(-2).

PASSING - MD: C.J. Brown 20-43-3-246-2; MSU: Connor Cook 14-31-0-240-0.

RECEIVING - MD: Juwann Winfree 4-80-1, Deon Long 3-61, Jacquille Veii 4-45, Daniel Adams 2-39-1, Wes Brown 4-12, Amba Etta-Tawo 1-11, Kenneth Goins 1-9, C.J. Brown 1-(-11); MSU: Keith Mumphy 2-78, Macgarrett Kings 2-63, Tony Lippett 4-46, Josiah Price 2-17, Aaron Burbridge 1-14, Andrew Gleichert 1-14, Jamal Lyles 1-7, Jeremy Langford 1-3.

TACKLES - MD: Cole Farrand 14-4-18, Matt Robinson 6-3-9, Sean Davis 7-1-8, L.A. Goree 6-0-6, Zach Dancel 2-2-4, Anthony Nixon 2-2-4; MSU: Ed Davis 4-5-9, Trae Waynes 4-0-4, Demetrious Cox 3-1-4, Taiwan James 2-2-4, Lawrence Thomas 1-3-4.

GAME 11 RECAP: MICHIGAN

TERPS STORM BACK TO DEFEAT MICHIGAN

ANN ARBOR, Mich. (AP) - Wes Brown's 1-yard touch-down run with 5:59 remaining lifted Maryland to a 23-16 victory over Michigan Saturday.

The Terrapins (7-4, 4-3) scored two touchdowns in the fourth quarter and guaranteed themselves at least a .500 record in conference play in their inaugural Big Ten season.

"I'm just really proud of our players and happy for them. To come out there, their first experience playing Michigan and coming to the Big House and coming away with a win -- and the way we did it, coming from behind, ending the game like we did, running the ball -- I'm just proud of them," said head coach Randy Edsall.

Michigan led 16-9 in the fourth quarter when a roughing the kicker penalty on Jourdan Lewis kept a Maryland drive going. C.J. Brown's 8-yard touchdown run tied it, and after Matt Wile missed a 39-yard field goal for Michigan, the Terrapins drove 78 yards in 10 plays for the winning score.

"Any time you get a win you are going to be happy regardless of the situation," said C.J. Brown. "You feel a little bit better knowing that the audience stepped up to the challenge. We put a lot of pressure on us, including myself, Coach Locks, the offensive line, the running backs, tight ends and wide receivers. We knew we needed to step up. The defense has been doing a great job and we had not been pulling our slack. To be able to come out today and finish the game was huge for us."

The Wolverines had already used two of their timeouts earlier in the half, and they never got the ball back after turning it over on downs with 4:16 remaining.

Devin Gardner scored Michigan's only touchdown on a 15-yard scramble in the third quarter, but he threw for only 106 yards in his final home game.

Each team kicked three field goals in the first half. Maryland wasted a great opportunity late in the second quarter when Will Likely intercepted Gardner and returned it 29 yards to the Michigan 8. The Terrapins had to settle for a field goal that gave them a short-lived 9-6 lead.

The early highlight for Michigan was a 52-yard run by Joe Kerridge on a fake punt in the first quarter, but the Wolverines had to settle for a short field goal.

Dennis Norfleet appeared to have returned a punt for a touchdown in the third quarter, and that would have put Michigan up by 14, but the play was called back



Then-sophomore running back **Wes Brown** scored the game-winning touchdown with 5:59 left in the game.

for a penalty, the first of two huge infractions on the Wolverines that helped swing the game in Maryland's favor.

C.J. Brown's touchdown was the 54th he has accounted for in his career - 31 passing, 23 rushing. He broke a tie with Scott Milanovich for the school record.

GAME STATS

MARYLAND							23
MICHIGAN							16
Nov. 22, 2014 at Michigan Stadium (101,717)							
SCORING	1	2	3	4	-	F	
MARYLAND	0	9	0	14	-		23
MICHIGAN	3	6	7	0	-		16

SCORING SUMMARY

First Quarter

MU - FG Matt Wile 22, 9:35

Second Quarter

MD - FG Brad Craddock 38, 13:39

UM - FG Matt Wile 33, 7:41

MD - FG Brad Craddock 41, 3:32

MD - FG Brad Craddock 21, 1:50

Third Quarter

MU - Devin Gardner 15 run (Wile kick), 10:25

Fourth Quarter

MD - C.J. Brown 8 run (Craddock kick), 14:47

MD - Wes Brown 1 run (Craddock kick), 5:59

TEAM STATISTICS

	MD	UM
First Downs	17	23
Rushes-Yards	35-147	45-292
Comp-Att-Int	13-24-0	13-24-1
Passing Yards	165	106
Total Offense Plays-Yards	59-312	69-398
Fumble Returns-Yards	0-0	0-0
Punt Returns-Yards	1-28	2-17
Interception Returns-Yards	1-29	0-0
Punts-Average	4-38.5	2-43.0
Fumbles-Lost	0-0	1-0
Penalties-Yards	4-30	3-24
Third-Down Conversions	3-12	5-13
Fourth-Down Conversions	0-0	1-3
Red-Zone Scores-Chances	4-5	4-4
Sacks By-Yards Lost	2-19	2-17
Time of Possession	26:00	34:00

INDIVIDUAL STATISTICS

RUSHING - MD: C.J. Brown 18-87-1, Wes Brown 11-39-1, Brandon Ross 3-16, Jacquille Veii 3-5; UM: Drake Johnson 14-94, Devin Gardner 14-82-1, Joe Kerridge 1-52, Justice Hayes 6-36, De'Veon Smith 10-28.

PASSING - MD: C.J. Brown 13-24-0-165-0; UM: Devin Gardner 13-24-1-106-0.

RECEIVING - MD: Jacquille Veii 3-45, Amba Etta-Tawo 2-45, Deon Long 4-39, Marcus Leak 2-21, Wes Brown 1-17, Derrick Hayward 1-(-2); UM: Devin Funchess 5-30, Amara Darboh 2-29, Jake Butt 4-28, A.J. Williams 1-12, Joe Kerridge 1-7.

TACKLES - MD: Cole Farrand 6-4-10, Anthony Nixon 4-3-7, L.A. Goree 3-4-7, William Likely 6-0-6, Sean Davis 2-4-6; UM: Joe Bolden 8-6-14, Jake Ryan 6-8-14, Dymonte Thomas 3-2-5, Mario Ojemudia 2-3-5, Raymon Taylor 3-1-4, Jourdan Lewis 3-1-4.

GAME 12 RECAP: RUTGERS

TERPS UNABLE TO HOLD ON IN LOSS TO RUTGERS

COLLEGE PARK, Md. — Brandon Ross and C.J. Brown each rushed for more than 100 yards, but the University of Maryland football team suffered a 41-38 loss to Rutgers at Capital One Field at Byrd Stadium Saturday afternoon in the regular-season finale for both teams.

The Terrapins (7-5, 4-4 Big Ten) opened up a 7-3 lead in the first quarter behind a 1-yard TD run from Brown.

The lead grew to 14-3 on the first play of the second quarter when Brown found Amba Etta-Tawo on a 71-yard catch-and-run for a touchdown.

After the Scarlet Knights (7-5, 3-5 Big Ten) scored their first touchdown of the game, Maryland answered back with two touchdown runs from Ross and a 9-yard scoring reception by Deon Long to open up a 35-10 lead.

The Terrapins had a 25-point lead and momentum on their side when the defense forced Rutgers to punt late in the second quarter, but a roughing the punter penalty on a fourth-and-18 gave the Scarlet Knights a second chance.

Rutgers took the ball down to the one-yard line and on second-and-goal from the one William Likely stepped in front of a pass from Scarlet Knights' quarterback Gary Nova for what looked to be his seventh interception of the season, but an offside penalty on the Terps negated the interception and Rutgers scored on a one-yard TD reception by Andre Patton to cut the Maryland lead to 35-17 going into halftime.

A 71-yard kickoff return by Janarion Grant set up the Scarlet Knights with a short field and Robert Martin finished off a three-play, 25-yard scoring drive with a one-yard TD run to make it a 35-24 game just 1:13 into the third quarter.

Rutgers forced a Maryland punt and then scored on an 8-yard TD pass to Leonte Carroo to cut the Terrapin lead to just four.

A 44-yard run by Ross set up Brad Craddock for a 50-yard field goal and the Lou Groza Award finalist tied the Big Ten record with his 24th consecutive field goal to put the Terps up by seven, 38-31, at the 3:38 mark of the third.

A 10-yard scoring pass to Patton started the fourth quarter for the Scarlet Knights, tying the score at 38-38.

Rutgers took its first lead of the game with what proved to be the game-winning field goal with 6:14 remaining in the fourth quarter when Kyle Federico connected on



Then-junior running back **Brandon Ross** rushed for a season-high 108 yards and two touchdowns against the Scarlet Knights.

a 25-yard field goal.

Maryland had a chance to tie the game with 3:45 left in the fourth, but Craddock missed wide left on a 54-yard attempt.

The Terrapins were provided with one final opportunity when Cole Farrand forced a Martin fumble on his own 45-yard line and Keith Bowers came up with the loose ball for Maryland.

Maryland got the ball down to the 36-yard line, but Ross was stopped on a fourth-and-1, sealing the victory for the Scarlet Knights.

Brown finished with 302 total yards on 195 yards passing and 107 rushing, while Ross ended up with 108 yards rushing on just 10 carries.

Nova threw for 347 yards and four touchdowns for the Scarlet Knights.

Likely led Maryland's defensive effort with 12 total tackles, including seven solos. Farrand finished with 10 total tackles.

GAME STATS

RUTGERS 41
MARYLAND 38
Nov. 29, 2014 at Capital One Field at Byrd Stadium (36,673)

SCORING	1	2	3	4	-	F
RUTGERS	3	14	14	10	-	41
MARYLAND	7	28	3	0	-	38

SCORING SUMMARY

First Quarter

MD - C.J. Brown 1 run (Craddock kick), 9:08

RU - FG Kyle Federico 26, 0:48

Second Quarter

MD - Amba Etta-Tawo 71 pass fr C.J. Brown (Craddock kick), 14:51

RU - Leonte Carroo 7 pass fr Gary Nova (Federico kick), 11:16

MD - Brandon Ross 9 run (Craddock kick), 9:19

MD - Brandon Ross 40 run (Craddock kick), 6:29

MD - Deon Long 9 pass fr C.J. Brown (Craddock kick), 2:52

RU - Andre Patton 1 pass fr Gary Nova (Federick kick), 0:09

Third Quarter

RU - Robert Martin 1 run (Federico kick), 13:47

RU - Leonte Carroo 8 pass fr Gary Nova (Federico kick), 5:36

MD - FG Brad Craddock 50, 3:59

Fourth Quarter

RU - Andre Patton 10 pass fr Gary Nova (Federico kick), 14:55

RU - FG Kyle Federico 25, 6:14

TEAM STATISTICS

	RU	MD
First Downs	24	20
Rushes-Yards	35-144	36-281
Comp-Att-Int	28-42-0	14-24-0
Passing Yards	347	195
Total Offense Plays-Yards	77-431	60-476
Fumble Returns-Yards	0-0	0-0
Punt Returns-Yards	0-0	1-3
Interception Returns-Yards	0-0	0-0
Punts-Average	2-41.0	3-42.0
Fumbles-Lost	2-2	0-0
Penalties-Yards	7-60	10-72
Third-Down Conversions	8-14	7-13
Fourth-Down Conversions	0-1	0-1
Red-Zone Scores-Chances	7-7	3-3
Sacks By-Yards Lost	1-2	1-1
Time of Possession	32:06	26:54

INDIVIDUAL STATISTICS

RUSHING - MD: Brandon Ross 10-108-2, C.J. Brown 13-107-1, Wes Brown 9-42, Kenneth Goins 2-18, Jacquille Veii 1-6, TEAM 1-0; RU: Josh Hicks 16-69, Robert Martin 13-57-1, Janarion Grant 1-24, Gary Nova 2-1, TEAM 3-(-7).

PASSING - MD: C.J. Brown 11-24-0-195-2; RU - Gary Nova 28-42-0-347-4.

RECEIVING - MD: Amba Etta-Tawo 1-71-1, Deon Long 7-65-1, Jacquille Veii 3-32, Wes Brown 3-27; RU - Janarion 8-105, Leonte Carroo 6-104-2, Andre Patton 8-101-2, Tyler Kroft 3-28, Robert Martin 1-4, Carlo Agudosi 1-3, Michael Burton 1-2.

TACKLES - MD: William Likely 7-5-12, Cole Farrand 8-2-10, Jeremiah Johnson 6-2-8, Sean Davis 5-3-8, Anthony Nixon 4-2-6; RU - Steve Longa 8-0-8, Dariu Hamilton 7-1-8, Johnathan Aiken 7-0-7, Kevin Snyder 6-0-6, Del Stephenson 5-0-5.

GAME 13 RECAP: STANFORD

MARYLAND FALLS TO STANFORD IN FOSTER FARMS BOWL

SANTA CLARA, CALIF. — Maryland received a season-best performance from wide receiver Stefon Diggs and a record-setting kick return from William Likely, but it was not enough to overcome Stanford as the Terps fell 45-21 at the Foster Farms Bowl Tuesday evening at Levi's Stadium.

Returning to the field for the first time since Nov. 1, Diggs was C.J. Brown's top target hauling in 10 catches for 138 yards setting Maryland bowl records in both statistical categories.

Likely also established a new Maryland bowl record returning a fourth-quarter kickoff 100 yards for the Terps' second score of the night. It marked Maryland's first kickoff return for a touchdown since 2012.

On the defensive side of the ball, Andre Monroe picked up his 25th career sack Tuesday night. With the sack, the senior lineman became Maryland's all-time career leader in sacks passing Mike Corvino (1979-1982), who finished his career with 24.

Stanford was led by quarterback Kevin Hogan, who threw for 189 yards and two touchdowns, while running back Remound Wright ran for three short scores.

Hogan completed 14 of 20 passes. Wright tied the bowl record for touchdowns rushing and the nation's second-ranked scoring defense did the rest.

Without Ty Montgomery on the field, nine receivers caught passes for Stanford. Devon Cajuste (four receptions for 47 yards and two touchdowns) and tight end Austin Hooper (five receptions for 71 yards) led the way.

Stanford led 28-7 at half behind three Wright touchdowns and a touchdown pass from Hogan to Cajuste. Maryland's got on the board early in the second quarter with a one-yard touchdown run from Wes Brown.

Brown closed his Maryland career and the scoring for the Terps with a two-yard touchdown run late in the fourth quarter. Brown finished 15-for-27 for 205 yards and one interception. Brandon Ross led all Maryland rushers with 32 yards on eight carries.



Former wide receiver **Stefon Diggs** had a season-best 10 catches for 138 yards in his final game as a Terrapin before declaring for the 2015 NFL Draft.

GAME STATS

MARYLAND							21
STANFORD							45
Dec. 30, 2014 at Levi's Stadium (34,780)							
Foster Farms Bowl Santa Clara, Calif.							
SCORING	1	2	3	4	-	F	
MARYLAND	0	7	0	14	-	21	
STANFORD	7	21	7	10	-	45	

SCORING SUMMARY

First Quarter

ST - Remound Wright 1 run (Williamson kick), 8:03

Second Quarter

MD - Wes Brown 1 run (Craddock kick), 14:19

ST - Remound Wright 3 run (Williamson kick), 11:46

ST - Remound Wright 1 run (Williamson kick), 8:44

ST - Devon Cajuste 8 pass fr Kevin Hogan (Williamson kick), 1:17

Third Quarter

ST - Devon Cajuste 9 pass fr Kevin Hogan (Williamson kick), 10:18

Fourth Quarter

ST - Ricky Seale 1 run (Williamson kick), 14:52

MD - William Likely 100 ko return (Craddock kick), 14:39

ST - Jordan Williamson 29 FG, 5:16

MD - C.J. Brown 2 run (Craddock kick), 2:12

TEAM STATISTICS

	MD	ST
First Downs	12	22
Rushes-Yards	27-17	45-206
Comp-Att-Int	15-27-1	18-26-0
Passing Yards	205	208
Total Offense Plays-Yards	54-222	71-414
Fumble Returns-Yards	1-0	0-0
Punt Returns-Yards	1-7	5-92
Interception Returns-Yards	0-0	1-18
Punts-Average	6-47.3	2-37.0
Fumbles-Lost	1-0	1-1
Penalties-Yards	5-39	2-7
Third-Down Conversions	5-13	7-13
Fourth-Down Conversions	0-1	1-1
Red-Zone Scores-Chances	2-2	7-8
Sacks By-Yards Lost	1-5	6-42
Time of Possession	22:53	37:07

INDIVIDUAL STATISTICS

RUSHING - MD: Brandon Ross 8-32-0, Wes Brown 6-15-1, C.J. Brown 13-(-30)-1; ST: McCaffrey 7-57-0, Hogan 7-50-0, Wright 8-49-3, Young 9-25-0, Seale 4-11-1, Sanders 5-11-0, Marx 2-6-0, Skov 1-1-0, Team 1-(-1)-0, Owusu 1-(-3)-0.

PASSING - MD: C.J. Brown 15-27-1-205-2; ST: Hogan 14-20-0-189-2, Crower 4-6-0-19-0.

RECEIVING - MD: Stefon Diggs 10-138-0, Deon Long 2-21-0, Amba Etta-Tawo 1-18-0, Juwann Winfree 1-14-0, Wes Brown 1-14-0; ST: Hooper 5-71-0, Cajuste 4-47-2, Pratt 2-17-0, Taboada 1-28-0, Sanders 1-16-0, Rector 1-15-0.

TACKLES - MD: Anthony Nixon 7-1-8, L.A. Goree 5-3-8, William Likely 6-1-7, Cole Farrand 6-1-7, Sean Davis 4-3-7; ST - Tarpley 3-4-7, Martinez 4-2-6, Vaughters 2-3-5, Parry 1-3-4.