



# 2014-15 MARYLAND WOMEN'S BASKETBALL

## 2014-15 SCHEDULE

**32-2, 18-0 B1G**  
**AP: 4/ COACHES: 3**  
**RPI: 6**

Fri. Nov. 14	MOUNT ST. MARY'S	BTN Plus	W, 109-45
Sun. Nov. 16	WAGNER	BTN Plus	W, 97-24
Wed. Nov. 19	#25 SOUTH FLORIDA	TerpsTV	W, 85-67
Sat. Nov. 22	at George Washington	CSN Plus	W, 75-65
Mon. Nov. 24	LOYOLA	BTN Plus	W, 65-43

### San Juan Shootout - San Juan, Puerto Rico

Fri. Nov. 28	vs. #23 James Madison	--	W, 80-64
Sat. Nov. 29	vs. Washington State	--	L, 64-70

### ACC/Big Ten Challenge - Fort Wayne, Ind.

Wed. Dec. 3	at #1 Notre Dame	ESPN3	L, 72-92
-------------	------------------	-------	----------

Sun. Dec. 7	TOWSON	BTN Plus	W, 81-52
Fri. Dec. 12	AMERICAN	BTN Plus	W, 94-50
Sun. Dec. 21	at Coppin State	--	W, 110-51

Mon. Dec. 29	OHIO STATE*	BTN	W, 87-78
Sat. Jan. 3	at #16 Nebraska*	CBS	W, 75-47
Thurs. Jan. 8	PURDUE*	BTN	W, 88-64
Sun. Jan. 11	at #23 Minnesota*	ESPN2	W, 77-73
Thurs. Jan. 15	at #22 Rutgers*	BTN	W, 71-59
Sun. Jan. 18	ILLINOIS*	BTN Plus	W, 74-54
Thurs. Jan. 22	MICHIGAN STATE*	BTN	W, 85-56
Sun. Jan. 25	at Indiana*	BTN	W, 84-74
Thurs. Jan. 29	at Michigan*	BTN Plus	W, 91-65
Sun. Feb. 1	#20 IOWA*	ESPN2	W, 93-88
Thurs. Feb. 5	at Penn State*	BTN Plus	W, 77-62
Sun. Feb. 8	#19 NEBRASKA*	ESPN2	W, 59-47
Tues. Feb. 10	#18 RUTGERS*	BTN	W, 80-69
Mon. Feb. 16	at Michigan State*	ESPN2	W, 75-69
Thurs. Feb. 19	at Wisconsin*	BTN	W, 81-70
Mon. Feb. 23	PENN STATE*	BTN	W, 65-34
Thurs. Feb. 26	INDIANA*	BTN Plus	W, 83-72
Sun. March 1	at #25 Northwestern*	BTN	W, 69-48

### Big Ten Tournament - Hoffman Estates, Ill.

Fri. March 6	vs. Michigan State	BTN	W, 70-60
Sat. March 7	vs. #24 Northwestern	BTN	W, 74-63
Sun. March 8	vs. Ohio State	ESPN	W, 77-74

### NCAA First and Second Rounds - College Park, Md.

Sat. March 21	NEW MEXICO STATE	ESPN2	W, 75-57
Mon. March 23	#13 PRINCETON	ESPN2	W, 85-70

### NCAA Regionals - Spokane, Wash.

Sat. March 28	vs. #16 Duke	ESPN	4:30
Mon. March 30	vs. #6 Tennessee/Gonzaga	ESPN	9:00

### NCAA Final Four - Tampa, Fla.

Sun. April 5	National Semifinal	ESPN	6:30/9:00
Mon. April 7	National Final	ESPN	8:30

\*-B1G game • All times eastern

## Media Relations

Assistant Director:	Rose DiPaula (Maryland '09)
Office	301-314-7063
Cell	443-417-5266
Email	rdipaola@umd.edu
Twitter	@dipaularose
Website	www.umterps.com
Facebook	facebook.com/marylandterrapinsofficialpage
Twitter	@umdwbbs
Frese Twitter	@BrendaFrese

## NOTES



## #4/3 MARYLAND VS. #16/16 DUKE

Saturday, March 28, 2015 • 4:30 p.m. ET

Game #35 • Neutral Game #6  
Spokane Arena • Spokane, Wash.  
Watch: ESPN



## STORYLINE

• The fourth-ranked Terrapins (32-2) are the No. 1 seed in the Spokane region. They earned a top seed for the fourth time in school history and third under Brenda Frese (1989, 2008, 2009). Maryland will take on fourth-seeded Duke (23-10) Saturday at 4:30 p.m. ET in the Sweet Sixteen in Spokane, Wash.

• This marks Maryland's 23rd appearance in the NCAA Tournament and 11th in Frese's 13 seasons. The Terrapins are 39-21 (.650) all-time in the NCAA Tournament and 27-9 (.750) under Frese. She has led the Terrapins to seven Sweet Sixteens, five Elite Eights, two Final Fours and the 2006 NCAA title. (Tournament history on page 28).

• Maryland won its 26th straight game Monday with an 85-70 win over Princeton in the NCAA Second Round in College Park. Laurin Mincy went 9-11 from the field and 6-7 from outside the arc for 27 points. Lexie Brown added 23 points, Tierney Pfirman had 11 off the bench and Brionna Jones scored 10 - almost all in the second half. Maryland led by four at halftime and used a 17-2 run to start the second half to pull away.

• Maryland finished the season 18-0 in conference play and is the first team to do so since Purdue went 16-0 in 1998-99. Ohio State went 18-0 in the 1984-85 season. This is the first team in Maryland men's or women's basketball history to go undefeated in conference play. The Terrapins won the Big Ten title outright in their first year in the league.

• The Terps have won 26 straight games, dating back to Dec. 3. The current streak broke the longest streak in school history of 24, which spanned the end of the 2005-06 NCAA Championship season through the beginning of the 2006-07 season.

• Four Terrapins earned All-Big Ten honors earlier this month. Lexie Brown and Shatori Walker-Kimbrough were named to the All-Big Ten First Team by both the coaches and the media, while Laurin Mincy and Brionna Jones made the All-Big Ten Second Team as voted by the media. Jones was named to the coaches' First Team. Brown was also named to the five-player All-Big Ten Defensive Team, as well as one of 10 semifinalists for the Naismith Player of the Year award. Malina Howard earned a Big Ten Sportsmanship Award.

• Maryland ended the 2013-14 season ranked No. 11 in the final Associated Press poll and No. 4 in the USA Today Top 25 Coaches poll. They made a remarkable run to the program's fourth NCAA Final Four and second under Brenda Frese. Along the way, they handled top-seeded Tennessee, 73-62 and then beat No. 4 Louisville, 76-73, on its home court in front of a sellout crowd to go to the Final Four.

## 2014-15 TERRAPINS

No.	Player	Pos	Ht	Yr	Hometown	PPG	RPG	Other
0	Aja Ellison	F	6-3	Fr.	Voorhees, N.J.	0.9	0.9	Missed senior season due to foot injury
1	Laurin Mincy	G	6-0	R-Sr.	Newark, N.J.	13.9	4.1	Named to All-Big Ten Second Team
2	Kiara Leslie	G	6-0	Fr.	Holly Spring, N.C.	3.8	2.7	No. 52 overall player by ESPN
3	Brene Moseley	G	5-7	R-Jr.	Burtonsville, Md.	5.4	1.4*	Missed 2012-13 due to torn left ACL
4	Lexie Brown	G	5-9	So.	Suwanee, Ga.	13.7	4.8*	Named to Wooden, Naismith, Lieberman Lists
5	Malina Howard	C	6-4	Jr.	Twinsburg, Ohio	6.1	4.8	Earned Big Ten Sportsmanship Award
12	Kristen Conroy	G	5-9	Fr.	Solon, Ohio	4.1	1.7	Three-sport star in basketball, soccer, softball
15	Chloe Pavlech	G	5-9	Jr.	Cincinnati, Ohio	1.9	0.9*	Named to BRP All-ACC Freshmen Team
22	Tierney Pfirman	F	6-2	Jr.	Williamsport, Pa.	5.1	4.1	Scored over 2,309 points in high school
32	Shatori Walker-Kimbrough	G	5-11	So.	Aliquippa, Pa.	13.2	5.4	All-Big Ten First Team
33	A'Lexus Harrison	F	6-0	R-Fr.	Baltimore, Md.	2.1	2.9	Redshirted 2013-14 season
42	Brionna Jones	C	6-3	So.	Havre de Grace, Md.	12.4	9.4	All-Big Ten First Team (M), Second Team (C)

\*assists per game

2006 NCAA NATIONAL CHAMPIONS • 2014 Final Four • 13 Elite Eights • 5 Final Fours

# 2014-15 Maryland Women's Basketball

## ► 2014-15 SEASON OUTLOOK

**COLLEGE PARK, Md.** - The 2013-14 Terrapins experienced the thrill of the lifetime - a magical run to the NCAA Final Four. The Terps committed to each other before the NCAA Tournament and banded together to make one of the most special runs in school history.

A year later, the Terps will be faced with losing arguably the most valuable player in program history and a senior class that was more than dependable, all while changing conferences to the Big Ten.

"The first things that will probably come to people's minds are that Alyssa Thomas graduated and we lost two other senior starters as well," head coach Brenda Frese said. "How do we make up for that? How do we grow as a team, so we can sustain the standard we've set? The answers to those questions will reveal themselves as the season unfolds.

My mind goes back a little to the year after Kristi Toliver and Marissa Coleman graduated. We had a very raw group of players who weren't ready yet for the responsibility of helping us win every time we took the floor. That's because we had just spent a lot of years watching great players carry us in all kinds of situations."

The difference now is that the 2014-15 Terrapins have played on the nation's biggest stage and made huge contributions to get Maryland back to the Final Four.

"The difference with this team is I think we have players that have already shown that they are ready for that responsibility," Frese said. "Last season, what allowed us to make a run is we had players around Alyssa really emerge as the season developed. Our second, third and fourth leading scorers were freshmen. We started a freshman (Lexie Brown) at point guard and a freshman in the post (Brionna Jones), and the freshman that didn't start (Shatori Walker-Kimbrough)

played minutes similar to a starter. Then you look at a player like Laurin Mincy, who will be a fifth year senior who has shown the ability to assert herself in big games. Brene Moseley has done that as well for us. We do have players that can score the ball, which is what we've always built our best teams around."

### Terps Go B1G

After 37 years in the ACC, the Terrapins will now compete in another strong conference - the Big Ten. While there are many unknowns as the Terps head into a new era, Frese knows they will face them together.

"The other question that will come up is 'What will it be like playing in the Big Ten?' The answer to that one is 'We'll all find out together'. I think the conference race will be pretty competitive. I'll be surprised if any one team dominates the league. I think there will be a lot of teams that on a given night can get a win. What's going to be a lot of fun for our players is that we'll be going into road arenas that have better fan support that what we're used to seeing."

### New Faces

The Terrapins will welcome three freshmen - Kristen Confroy (Solon, Ohio), Aja Ellison (Voorhees, N.J.) and Kiara Leslie (Holly Springs, N.C.) - to the lineup.

"Our three true freshmen are each at different points in their progression right now," Frese said. "They've each been here since the middle of the summer and they've already been immersed academically. Basketball-wise, Kiara Leslie and Aja Ellison are both coming back from injuries that made them miss their senior years of basketball. Kristen Confroy has a unique experience in that this is the first time she's played only one sport. In high school, she was a star soccer and softball player as well.

Health-wise, I would say Kiara is ahead of Aja in terms of being ready to go

## 2014-15 MARYLAND WOMEN'S BASKETBALL ROSTER

No.	Player	Class.	Pos.	Ht.	Hometown/High School
0	Aja Ellison	Fr.	F	6-3	Voorhees, N.J./Life Center Academy
1	Laurin Mincy	R-Sr.	G	6-0	Newark, N.J./University HS
2	Kiara Leslie	Fr.	G	6-0	Holly Springs, N.C./Holly Springs HS
3	Brene Moseley	R-Jr.	G	5-7	Burtonsville, Md./Paint Branch HS
4	Lexie Brown	So.	G	5-9	Suwanee, Ga./North Gwinnett HS
5	Malina Howard	Jr.	C	6-3	Twinsburg, Ohio/Twinsburg HS
12	Kristen Confroy	Fr.	G	5-9	Solon, Ohio/Solon HS
15	Chloe Pavlech	Jr.	G	5-9	Cincinnati, Ohio/Sycamore HS
22	Tierney Pfirmann	Jr.	F	6-2	Williamsport, Pa./South Williamsport Jr./Sr. HS
32	Shatori Walker-Kimbrough	So.	G	5-11	Aliquippa, Pa./Hopewell HS
33	A'Lexus Harrison	R-Fr.	F	6-0	Baltimore, Md./Digital Harbor HS
42	Brionna Jones	So.	C	6-3	Havre de Grace, Md./Aberdeen HS

Brenda Frese	Head Coach - 13th Year (Arizona '93)...395-133 in 16 seasons overall
Tina Langley	Associate Head Coach, Recruiting Coordinator - 7th Year (West Alabama '96)
Marlin Chinn	Assistant Coach - 6th Year (Hampton '92)
Shay Robinson	Assistant Coach - 1st Year (Central Florida '07)

Libby Ellis	Director of Basketball Operations - 2nd Year (Maryland '12)
Danielle Hemerka	Director of Scouting and Player Development - 1st Year (Davidson '08)
Sean Ehlbeck	Director of Recruiting Operations - 1st Year (Maryland '12)
Joe Schoen	Video Coordinator - 1st Year (James Madison '12)
Megan Rogers	Assistant A.D. - Sports Medicine - 3rd Year (SUNY Cortland '03)
Katie Fowler	Director of Basketball Performance - 3rd Year (Truman State '08)
Heather Arianna	Associate Director for Academic Support - 6th Year (Syracuse '92)
Rose DiPaula	Assistant Director - Media Relations - 5th Year (Maryland '09)
Jen Elkonoh	Program Manager - 11th Year (York College)
Jim Knight	Equipment Manager

## QUICK FACTS

<b>Location:</b> College Park, Md.
<b>Conference:</b> Big Ten
<b>Enrollment:</b> 37,000
<b>Founded:</b> 1856
<b>Colors:</b> Red, White, Black, Gold
<b>Nickname:</b> Terrapins, Terps
<b>Arena (Capacity):</b> XFINITY Center (17,950)
<b>President:</b> Dr. Wallace Loh (Grinnell College '65)
<b>Athletics Director:</b> Kevin Anderson (San Francisco State '79)
<b>2013-14 Overall Record:</b> 28-7
<b>2013-14 Conference Record:</b> 12-4 (3rd)

## BASKETBALL HISTORY

<b>First Year of Basketball:</b> 1971-72 (41 years)
<b>Overall Record:</b> 881-406 (.685)
<b>Big Ten Record:</b> 18-0 (1.000)
<b>NCAA Tournament Appearances/Last:</b> 23/2015
<b>National Championships:</b> 1 (2006)
<b>NCAA Final Fours:</b> 4 (1982, 1989, 2006, 2014)
<b>NCAA Elite Eights:</b> 9 (1982, 1988, 1989, 1992, 2006, 2008, 2009, 2012, 2014)
<b>NCAA Sweet Sixteens:</b> 12 (1982, 1983, 1988, 1989, 1992, 2006, 2008, 2009, 2012, 2013, 2014, 2015)
<b>Conference Tourney Championships:</b> 11 (1978, 1979, 1981, 1982, 1983, 1986, 1988, 1989, 2009, 2012, 2015)
<b>Conference Reg. Season Championships:</b> 4 (1979, 1989, 2009, 2015)
<i>Played in the ACC from 1978-2014; Big Ten from 2015-pres.</i>

## PRONUNCIATION GUIDE

0	AJA Ellison	Asia
2	KIARA Leslie	kee-AIR-ah
3	BRENE MOSELEY	brenn-AY moh-SLEE
5	MALINA Howard	mah-LEE-nah
15	CHLOE PAVLECH	klo-EE PAV-leck
22	TIERNEY PFIRMAN	TEER-nee FIR-man
32	Shatori WALKER-KIMBROUGH	kim-BRO
	Brenda Frese	FREEZE

100 percent. We've seen each of them in workouts and they all have something to offer. Kiara is a really powerful player and can elevate. Aja elevates well, too and Kristen has given us indications that she'll be able to make shots for us."

### Point Guards

Sophomore point guard Lexie Brown stepped up early in the season last year to establish herself as an impact player. Her performance in the Terps' run to the Final Four gives her experience that is irreplaceable. Redshirt junior Brene Moseley and junior Chloe Pavlech also gave strong performances to give the Terrapins invaluable depth.

"We're really fortunate that we have three good options at the point guard position," Frese said. "Lexie Brown became our starter early on last season and made the ACC All-Freshmen team. She became 'Big Shot Brown' for us in moments and was critical to our run to the Final Four. She's a highly intelligent young lady and when you combine that with growing up in an NBA family, she has intangibles that others in our sport never will.

Brene Moseley has had an amazing offseason. She's really grown as a leader, which is something coaches love to see. We are all very proud of her and how she is maturing.

Injuries have wreaked havoc with her. She missed her senior season of high school with an ACL, then played here her freshman season. Then she missed her sophomore season with another ACL. So entering last season, she had missed two of the previous three seasons with injuries. That can make it tough to find consistency again, especially when you want it as badly as Brene does. I'm expecting a good season from her this year and we need her.

Chloe Pavlech showed us her freshman season that she could do the job, leading us to the NCAA Sweet 16 as our starting point guard. We threw her into the fire when our other point guard options got hurt. There was a bit of irony in her sophomore season, because she didn't stay healthy during the first part of the season and she wasn't able to play for a while. So Chloe has had two different sagas in two seasons. Obviously, we're hoping she has a really strong junior season for us. I really enjoy coaching Chloe for a lot of reasons. She is really bright, a great communicator and she can connect with people."

### Wings

The Terrapins have experience and depth at the wing position as well. Redshirt senior Laurin Mincy - the Terps' lone senior - found her stride at the end of last season just in time to help the Terrapins in the NCAA Tournament after an injury. Sophomore Shatori Walker-Kimbrough came up big for the Terps in multiple moments. Redshirt freshman A'Lexus Harrison will also find her way into the mix this season.

"At the top of the list of our wing players are probably Laurin Mincy and Shatori Walker-Kimbrough," Frese said. "They've each given us some really quality minutes on the perimeter. When we recruited Shatori, we did it with the idea that she could be a difference-maker for us and I think she confirmed that last season. We really want to grow her and Lexie Brown as one of the best young backcourts in the country.

I love versatile players and some of our point guards can slide over to this spot as well. Kristen Confroy will be a valuable contributor here as well and it will be interesting to see if she can be sort of a combo guard for us.

Laurin will likely get the first crack at filling the three spot. We'll certainly adjust what we do to fit her qualities. She's had a good summer and I really want her to come out with confidence. She deserves to have a really good senior season.

We have some other players that can possibly bounce between the three and four spots for us. Tierney Pfirman has played the three for us and done it well. Kiara Leslie and A'Lexus Harrison may be able to get minutes here as they develop. And in her freshman season, when we were down to six available players, Malina Howard actually played some here for us, so we do have options."

### Frontcourt

The Terps' biggest strength the last few years has been dominating inside - on the glass and scoring in the paint. They led the ACC, and the nation for most of the year, in rebounding and points in the paint.

"We were thrilled last season with the emergence of Brionna Jones as a reliable presence in the middle. Coming off an ACL in high school, she exceeded our expectations with her conditioning, production, feel for the game and her work ethic. She is a really driven young lady and has some of the best hands we've ever had here in our program. She catches everything that she gets her hands on.

Malina Howard is someone we'll really be looking to for leadership and to make a difference on the court for us. I thought she was going to get off to a fast start for us last season, but a hamstring injury really slowed things down. She can shoot the ball well and is a legit threat at the high post.

Tierney Pfirman can be a very dynamic player in our front court. She has some qualities that a lot of players at this spot don't have, in that she can play like a guard. She can grab the rebound and start the break. She can fire passes the length of the court. And she has the patented 'Tierney-Turnaround' jumper that she has a knack for hitting. I really want her to break out and become a consistent threat for us.

Kiara Leslie, A'Lexus Harrison and Aja Ellison all have a chance to develop and earn time here. They each bring stuff that can help us, but none of them have played at this level yet. So we'll see what happens when the lights come on. All three can run and jump and make us a more athletic team."

### Staff

Frese is fortunate enough to bring back associate head coach Tina Langley for the seventh season and assistant coach Marlin Chinn for the sixth year. This summer, they hired Shay Robinson as an assistant and welcomed back Danielle Hemerka as the director of scouting and player development and Joe Schoen as the director of video.

Robinson, a graduate of the Air Force Academy, ran the EDGE Basketball Training Facility in Orlando, as well as had coaching stops at Air Force and at Kansas most recently.

Hemerka was with the Terrapins as the assistant to the recruiting coordinator from 2009-2012. She spent two years as an assistant coach at American and one at Saint Francis (Pa.), before she returned to the Terps this summer.

Schoen was an intern on the Terps' video staff for the 2012-13 season and is a graduate of James Madison. He spent last season as the video director for the Colorado women's basketball program.

"I'm excited about this coaching staff," Frese said. "I like all the people surrounding me and we've had a very positive vibe. We had to replace some folks who advanced and got hired at other places, but that's just a byproduct of winning. I know that comes with this territory. So far, I'm really happy with the people we've brought in. And equally important, I think our players are too."

### "United We Can"

Frese and her staff have developed the tradition of choosing a team theme for each season. After the 2010-11 season, Frese and the staff felt like their young Terrapins didn't finish out games, so they developed the theme of, "Fight to Finish," for the 2011-12 season. In 2012-13, the staff wanted to push the team to have everyone working their hardest in all aspects of life, on and off the court, so they chose the theme, "All in to W.I.N." The W.I.N. stood for What's Important Now.

"Each year we come up with a team theme, which is actually a lot of fun for us to create," Frese said. "This year's is 'United We Can', which I think speaks to the togetherness we have on our team right now. We think if this group really buys in and believes in each other, we can have another really good season.

Some of our previous season themes were 'Fight to Finish', which was about continuing to battle until the very end of everything. And last year was 'We Will', which was a play off of the Under Armour 'I Will' ad campaign. It seemed appropriate and it was another way of emphasizing how important it was for us to work together. And actually, once we truly started to do that, we made a run to the Final Four. So let's hope this year's theme works out as well."



## M StatsInfo

### The Series

- This is the 81st meeting between the Terrapins and the Blue Devils.
- Duke owns the all-time series, 41-39. The Blue Devils won the last meeting, 83-63 in Durham on Feb. 17, 2014.
- Maryland is 1-0 against Duke in the NCAA Tournament, winning the 2006 NCAA title over the Blue Devils, 78-75 in overtime.
- The Terps have played Duke more than any other team in Frese's tenure.

### Last 5 vs. Duke

Duke leads, 41-39

2/17/14	A	L	63-84
2/24/13	H	L	59-75
2/11/13	A	L	56-71
2/19/12	H	W	63-61
1/22/12	A	L	72-80

### Series Quick Facts...

Overall:	Duke leads, 41-39
Frese vs. DU:	8-22
First Meeting:	MD 117, DU 47 (1/14/78)
Last Meeting:	DU 84, MD 63 (2/17/14)
Series Record in College Park:	20-13
XFINITY Center:	4-7
Series Record at DU:	13-22
Series Record at Neutral Sites:	7-5
Current Series Streak:	Duke 3-0
Longest Maryland wins streak:	11
Longest DU win streak:	14
Most Maryland points:	117 (1/14/78)
Most DU points:	101 (1/23/03)
Fewest Maryland points:	44 (3/6/05)
Fewest DU points:	39 (2/9/78)
MD largest margin of victory	+70 (117-47, 1/14/78, A)
DU largest margin of victory	+49 (52-101, 1/23/03, A)

### Stats Comparison

Maryland		Duke
80.2	Scoring Offense	70.1
61.1	Scoring Defense	58.8
+19.1	Scoring Margin	+11.2
.475	Field Goal %	.442
.390	FG% Defense	.343
.343	3-point FG%	.324
.282	3-point FG% Defense	.293
5.2	3-point FG Made/Game	4.5
.754	Free Throw %	.671
42.9	Rebound Avg.	45.7
31.5	Rebounds Against Avg.	33.5
+11.4	Rebound Margin	+12.2
16.7	Assists/Game	14.9
15.4	Turnovers/Game	18.5
16.9	Turnovers Forced/Game	15.9
+1.4	Turnover Margin	-2.6
3.4	Blocked Shots/Game	6.7
8.7	Steals/Game	9.0

### The Latest

- The fourth-ranked Terrapins (32-2) are the No. 1 seed in the Spokane region. They earned a top seed for the fourth time in school history and third under Brenda Frese (1989, 2008, 2009). Maryland will take on fourth-seeded Duke (23-10) Saturday at 4:30 p.m. ET in the Sweet Sixteen in Spokane, Wash.
- This marks Maryland's 23rd appearance in the NCAA Tournament and 11th in Frese's 13 seasons. The Terrapins are 39-21 (.650) all-time in the NCAA Tournament and 27-9 (.750) under Frese. She has led the Terrapins to seven Sweet Sixteens, five Elite Eights, two Final Fours and the 2006 NCAA title. (Tournament history on page 28).
- Maryland won its 26th straight game Monday with an 85-70 win over Princeton in the NCAA Second Round in College Park. Laurin Mincy went 9-11 from the field and 6-7 from outside the arc for 27 points. Lexie Brown added 23 points, Tierney Pфирman had 11 off the bench and Brionna Jones scored 10 - almost all in the second half. Maryland led by four at halftime and used a 17-2 run to start the second half to pull away.
- Maryland finished the season 18-0 in conference play and is the first team to do so since Purdue went 16-0 in 1998-99. Ohio State went 18-0 in the 1984-85 season. This is the first team in Maryland men's or women's basketball history to go undefeated in conference play. The Terrapins won the Big Ten title outright in their first year in the league.
- The Terps have won 26 straight games, dating back to Dec. 3. The current streak broke the longest streak in school history of 24, which spanned the end of the 2005-06 NCAA Championship season through the beginning of the 2006-07 season.

### Storylines

- Over the last four years, three-time All-American Alyssa Thomas led Maryland in scoring, rebounds, assists and steals. Now, Brown, Walker-Kimbrough and Mincy lead the Terps in scoring, Jones leads in rebounds, and Brown also leads in assists and steals to lead one of the most balanced teams in the country.
- Maryland ended the 2013-14 season ranked No. 11 in the final Associated Press poll and No. 4 in the USA Today Top 25 Coaches poll. They made a remarkable run to the program's fourth NCAA Final Four and second under head coach Brenda Frese. Along the way, they handled top-seeded Tennessee, 73-62 and then beat No. 4 Louisville, 76-73, on its home court in front of a sellout crowd to go to the Final Four.
- Lexie Brown was named to the All-ACC Freshman Team last year and was the 14th Terrapin in Brenda Frese's 13 seasons to earn the honor. She was second on the team in scoring with 10.1 points per game and led the team in assists with 4.3 per contest. Brown was fourth among all players in the ACC in assists and third in assist/turnover ratio (1.9).
- Brown was also named to the Louisville Regional All-Tournament team. She averaged 15.6 points per game in the NCAA Tournament run, with 4.6 assists. She shot 45.5% from the field, over 30% from outside the arc and 79.2% from the foul line in the Terps' five NCAA Tournament games.
- The Terrapins' returners played a huge roll in the run to the Final Four. In addition to Brown's contributions,

Laurin Mincy was the Terps' third leading scorer in the tournament with 9.0 points and 3.0 rebounds per game with nine steals. Walker-Kimbrough added 6.4 points and 10 steals in five games.

- Brenda Frese signed a multi-year extension in November 2014 which will keep her at Maryland through at least 2021. With rollovers, she could be on the Maryland sidelines through 2025. She's brought the program its first national championship, two Final Fours, five Elite Eights and 10 NCAA Tournament appearances in her 12 postseasons. Frese has also brought in 10 top 15 recruiting classes and brought home three conference titles.
- The Terps are again one of the nation's tallest teams with their average height at 6-0. Seven of the team's 12 players are over the 6-0 mark.

### Milestones, Streaks, etc.

- Laurin Mincy has scored in double figures in 24 of 34 games this season.
- Lexie Brown has hit double figures in 25 of 33 games this year.
- Twelve of Jones' 13 double-doubles this year have come in conference or postseason play.
- Maryland has won 30 straight games against Big Ten teams, dating back to 2007.
- The Terps have won 26 straight games since the beginning of December, which is a new program record. Maryland won a school-record 24-straight games from the end of the 2005-2006 season through the beginning of the 2006-07 season.

### Stolen Away

- The Terps are averaging more steals this year than they have in the last 12 years. Through 34 games, they have 295 steals, for 8.7 per game. They nabbed a season-high 24 vs. Wagner on Nov. 16.
- Under Frese, the Terrapins have averaged over 10 steals a game just once - her first season when they averaged 10.1 in 2002-03.
- The Terps have forced 573 turnovers in 34 games and have scored 667 (19.6 per game) points off of them.

### Pound It Inside

- The Terps have scored 40 or more points inside this year in 10 out of 34 games. They scored a season-high 54 points in the paint vs. Wagner and at Coppin State. They've outscored their opponents inside, 1,204-906 (35.4 to 26.6).
- Last year, they outscored opponents inside 1,520-987 (43.4 to 28.2).
- The Terps scored 40 or more points inside last year in 16 of 35 games. They scored a season-high 60 points in the paint at Georgia Tech on Feb. 23.

### Total Team Effort

- Over the last four years, three-time All-American Alyssa Thomas led Maryland in scoring, rebounds, assists and steals. Now, Brown, Walker-Kimbrough and Mincy lead the Terps in scoring, Jones leads in rebounds, and Brown leads in assists and steals.
- Maryland has had at least five players in double figures in eight games this year. Seven players hit double figures on Nov. 14 vs. Mount St. Mary's.

## 2014-15 Maryland Women's Basketball

- The Terrapins have had seven different leading scorers this year.
- Maryland's bench has scored opponents' benches 710-420 (20.9 to 12.4) through 34 games.
- Nine Terps are averaging 10 minutes per game.
- The Terps had four or more players in double figures in 19 of 35 games last year.
- Maryland's bench outscored it's opponent's bench last year, 1,157 to 664, which is 33.1 points per game to the opponents' 19.0. Maryland's bench put up 40 or more points in 14 of 35 games.

### Terps in the Polls

Maryland is one of the most consistent winning programs in the country. The Terrapins have been ranked in 94 straight Associated Press polls, dating back to the preseason poll of the 2010-11 season.

- Maryland has been ranked for 153 weeks in the last 10 seasons, with 129 of those weeks in the AP top 10 and 60 in the AP top 5.
- The Terps appeared in the AP Top 5 on Jan. 26, 2015 for the first time since March 12, 2012.
- This marks the 191st week head coach Brenda Frese has had a team ranked in her career.

### Terps vs. Ranked Team Under Frese

Since Brenda Frese took over in 2002-03, Maryland has 58 wins over Associated Press top 25 teams, including nine this year. The Terps won at No. 12 Nebraska, 75-47, on Jan. 3, at No. 23 Minnesota, 77-73, on Jan. 11, at No. 22 Rutgers, 71-59, on Jan. 15, vs. No. 20 Iowa, 93-88, on Feb. 1, vs. No. 19 Nebraska, 59-47, on Feb. 8, at No. 25 Northwestern, 69-48, on March 1, and over Northwestern again, 74-63, on March 7. Most recently, Maryland beat

undefeated No. 13 Princeton 85-70 on March 23 in the NCAA Second Round.

- The Terps won a school-record 10 games over ranked teams in the 2005-06 season, including six over top 10 opponents and four over top five teams.
- Under Frese, Maryland has 20 wins over AP top 10 teams, most recently a 76-63 win over No. 4 Louisville in the NCAA Elite Eight.
- Maryland has five wins over No. 1 teams in its history, including two in Frese's time. The Terrapins beat No. 1 North Carolina twice in the 2005-06 season.

### Maryland in the B1G

In its first season in the Big Ten, Maryland won the regular season with a perfect 18-0 record, then finished it off with the Big Ten tournament title. The Terrapins won 10 tournament titles and three regular season titles in their 37 years in the ACC.

- The Terps are 65-29 (.691) all-time against their 2014-15 Big Ten opponents.
- Maryland has won 30 straight games against Big Ten teams, dating back to 2007. The last loss to a Big Ten opponent was when the third-ranked Terps fell at No. 4 Rutgers, 68-60, on Dec. 3, 2007.
- In the 13 years under Frese, the Terps are 33-4 (.892) against their new conference opponents.
- Frese is 45-10 (.818) all-time vs. Big Ten opponents, which includes her time at Minnesota (01-02) and at Ball State (99-01).
- Maryland is 14-2 (.875) against Big Ten teams at home in XFINITY Center. All are under Frese. Those two losses were against Penn State on Dec. 4, 2002 and Ohio State in the NCAA Second Round in 2003.
- In her one season coaching in the Big Ten, Frese led Minnesota to a record of 22-8 overall, 11-5 in Big Ten play and an NCAA Tournament berth. She was

## The Polls

### Associated Press Top 25 - March 16

Rk	Team	Rec	Pts	Prev
1.	Connecticut (35)	32-1	875	1
2.	Notre Dame	31-2	836	2
3.	South Carolina	30-2	798	3
4.	<b>MARYLAND</b>	<b>30-2</b>	<b>777</b>	<b>4</b>
5.	Baylor	30-3	721	5
6.	Tennessee	27-5	705	6
7.	Florida State	29-4	670	7
8.	Louisville	25-6	572	8
9.	Arizona State	27-5	561	9
10.	Oregon State	26-4	549	10
11.	Kentucky	23-9	545	11
12.	Mississippi State	26-6	475	12
13.	Princeton	30-0	464	13
14.	Stanford	24-9	381	14
15.	North Carolina	24-8	355	15
16.	Duke	21-10	352	16
17.	Chattanooga	29-3	297	17
18.	Iowa	24-7	287	18
19.	George Washington	29-3	206	19
20.	Florida Gulf Coast	30-2	196	20
21.	Texas A&M	23-9	140	21
22.	Northwestern	23-8	134	22
23.	Ohio State	23-10	116	23
24.	California	23-9	93	25
25.	South Florida	26-7	71	NR

Others receiving votes: DePaul 46, Rutgers 44, Seton Hall 33, Green Bay 19, Western Kentucky 19, LSU 8, James Madison 7, Syracuse 6, Texas 6, Quinnipiac 4, Wichita St 4, Dayton 3

### USA Today Coaches Top 25 - March 16

Rk	Team	Rec	Pts	Prev
1.	Connecticut (32)	32-1	800	1
2.	Notre Dame	31-2	766	2
3.	<b>MARYLAND</b>	<b>30-2</b>	<b>728</b>	<b>3</b>
4.	South Carolina	30-2	713	4
5.	Tennessee	27-5	664	5
6.	Baylor	30-3	645	6
7.	Florida State	29-4	611	7
8.	Louisville	25-6	552	8
9.	Arizona State	27-5	524	9
10.	Oregon State	26-4	497	10
11.	Kentucky	23-9	464	11
12.	North Carolina	24-8	442	12
13.	Princeton	30-0	397	13
14.	Mississippi State	26-6	372	14
15.	Iowa	24-7	335	15
16.	Duke	21-10	308	16
17.	Stanford	24-9	286	17
18.	Chattanooga	29-3	233	18
19.	George Washington	29-3	201	19
20.	Texas A&M	23-9	197	19
21.	Florida Gulf Coast	30-2	166	21
22.	Rutgers	22-9	100	23
23.	Ohio State	23-10	76	24
24.	Seton Hall	28-5	64	22
25.	South Florida	26-7	50	NR

Others receiving votes: DePaul 47, Northwestern 45, James Madison 33, Texas 19, Syracuse 15, W. Kentucky 15, Nebraska 12, AR Little Rock 9, California 7, St. John's 3, Tulane 2, Wichita St. 1, Quinnipiac 1  
Teams in italics are 2014-15 Maryland opponents

### Big Ten Standings - FINAL

Team	Conf	Overall	Streak
1. <b>MARYLAND</b>	<b>18-0 (.1000)</b>	<b>27-2 (.931)</b>	<b>W21</b>
2. Iowa	14-4 (.778)	23-6 (.793)	W2
3. Ohio State	13-5 (.722)	21-9 (.700)	W4
4. Northwestern	12-6 (.667)	22-7 (.759)	L1
Rutgers	12-6 (.667)	21-8 (.724)	W1
6. Minnesota	11-7 (.611)	22-8 (.733)	L2
7. Nebraska	10-8 (.556)	20-9 (.690)	L1
8. Michigan	8-10 (.444)	16-13 (.552)	L1
9. Michigan State	7-11 (.389)	15-14 (.517)	W3
10. Illinois	6-12 (.333)	15-15 (.500)	W1
11. Wisconsin	5-13 (.278)	9-19 (.321)	W1
12. Indiana	4-14 (.222)	14-15 (.483)	L5
13. Purdue	3-15 (.167)	10-19 (.345)	L10
Penn State	3-15 (.167)	6-23 (.207)	L5

## 2014-15 Rankings Watch — Terps & Opponents In The Polls

### Maryland – AP High/Low: 4/15

### Maryland – USA Today High/Low: 3/11

#### Associated Press

SCHOOL	ps	N17	N24	D1	D8	D15	D22	D29	J5	J12	J19	J26	F2	F9	F16	F23	M2	M9	M16
George Washington	--	--	--	--	--	--	--	--	RV	RV	RV	RV	24	20	24	22	21	19	19
Iowa	19	18	17	22	24	23	23	20	17	22	20	20	16	14	13	17	14	18	18
James Madison	RV	RV	RV	RV	RV	RV	RV	RV	--	--	--	RV	RV	23	RV	RV	RV	RV	RV
<b>MARYLAND</b>	<b>10</b>	<b>9</b>	<b>10</b>	<b>15</b>	<b>14</b>	<b>14</b>	<b>15</b>	<b>14</b>	<b>12</b>	<b>8</b>	<b>7</b>	<b>5</b>	<b>5</b>	<b>5</b>	<b>5</b>	<b>4</b>	<b>4</b>	<b>4</b>	<b>4</b>
Michigan State	14	15	16	16	19	18	20	24	--	--	--	--	--	--	--	--	--	--	--
Minnesota	RV	RV	RV	RV	RV	--	--	--	23	23	21	RV	RV	--	RV	RV	--	--	--
Nebraska	16	16	15	12	12	12	12	12	19	17	16	15	19	22	21	RV	RV	--	--
Northwestern	RV	RV	--	RV	RV	RV	RV	RV	RV	--	--	--	--	--	25	24	22	22	22
Notre Dame	3	3	2	2	5	5	4	4	4	7	6	4	4	4	4	4	2	2	2
Ohio State	--	--	--	--	--	--	--	--	RV	RV	--	--	--	--	--	RV	RV	23	23
Penn State	RV	--	--	--	--	--	--	--	--	--	--	--	--	--	--	--	--	--	--
Purdue	RV	24	RV	--	--	--	--	--	--	--	--	--	--	--	--	--	--	--	--
Rutgers	24	22	21	18	17	17	17	16	24	24	25	22	21	18	19	20	23	RV	RV
South Florida	RV	RV	RV	RV	RV	--	--	--	RV	RV	RV	RV	RV	25	RV	RV	RV	RV	25
Washington State	--	RV	RV	RV	RV	RV	--	RV	RV	--	--	--	--	--	--	--	--	--	--

#### USA Today

SCHOOL	ps	N18	N25	D2	D9	D16	D23	D30	J6	J13	J20	J27	F3	F10	F17	F24	M3	M10	M16
George Washington	--	--	--	--	RV	RV	RV	RV	RV	RV	24	24	23	21	23	21	19	19	19
Iowa	19	18	16	19	24	24	20	20	17	21	18	17	17	13	11	16	15	15	15
James Madison	RV	23	23	RV	RV	RV	24	--	RV	RV	RV	RV	RV	21	RV	RV	RV	RV	RV
<b>MARYLAND</b>	<b>8</b>	<b>8</b>	<b>8</b>	<b>10</b>	<b>11</b>	<b>11</b>	<b>9</b>	<b>10</b>	<b>10</b>	<b>8</b>	<b>6</b>	<b>5</b>	<b>5</b>	<b>5</b>	<b>5</b>	<b>5</b>	<b>3</b>	<b>3</b>	<b>3</b>
Michigan State	15	17	17	16	21	21	22	--	--	--	--	--	--	--	--	--	--	--	--
Minnesota	--	--	--	--	--	--	--	--	RV	--	RV	--	--	--	--	RV	--	--	--
Nebraska	16	15	15	15	15	15	14	16	18	15	15	19	18	20	20	23	25	RV	RV
Northwestern	--	--	--	RV	RV	RV	RV	25	RV	RV	RV	RV	RV	RV	RV	RV	RV	RV	RV
Notre Dame	3	2	1	1	4	4	4	4	4	7	5	4	4	4	4	4	2	2	2
Ohio State	RV	RV	--	--	--	--	--	--	--	--	--	--	--	--	--	RV	RV	24	23
Penn State	RV	RV	--	--	--	--	--	--	--	--	--	--	--	--	--	--	--	--	--
Purdue	RV	RV	RV	--	--	--	--	--	--	--	--	--	--	--	--	--	--	--	--
Rutgers	RV	24	24	20	19	19	18	17	23	22	23	23	22	17	18	18	22	23	22
South Florida	RV	25	RV	RV	RV	RV	RV	RV	RV	25	RV	RV	RV	25	RV	RV	RV	RV	25
Washington State	--	--	--	--	RV	RV	RV	RV	--	--	--	--	--	--	--	--	--	--	--

BOLD are rankings at game time vs. Maryland

## 2014-15 Maryland Women's Basketball

### **M**in the B1G/NCAA...

#### TEAM STATISTICS (3/24)

Category	Statistic	B1G Rank	NCAA Rank
Scoring Offense	80.2	2	6
Scoring Defense	61.1	2	102
Scoring Margin	+19.1	1	7
Field Goal Pct.	.475	1	6
Field Goal Pct. Defense	.390	7	148
3-Point Field Goal Pct.	.343	5	66
3-Point FG Pct. Defense	.282	1	34
3-Point Field Goals	5.2	11	163
Free Throw Pct.	.754	1	20
Rebounding Margin	+11.4	1	6
Offensive Rebounds	15.6	1	
Blocked Shots	3.4	11	167
Assists	16.7	4	16
Steals	8.7	5	99
Turnover Margin	+1.4	8	110
Assist/Turnover Ratio	1.1	6	40

Offensive rebound stats only ranked through top 30.

#### **Lexie BROWN**

Scoring	13.7	22
Assists	4.7	5
Free Throw Percentage	.833	4
Steals	2.3	5
Three-Point FGs	1.9	T11
Assist/Turnover Ratio	1.7	6

#### **Brionna JONES**

Scoring	12.4	29
Rebounding	9.0	8
Field Goal Percentage	.598	3
Blocks	1.3	12
Offensive Rebounds	4.3	2

#### **Laurin MINCY**

Scoring	13.9	20
Free Throw Percentage	.859	1
Three-Point FG Percentage	.387	11
Assist/Turnover Ratio	1.4	13

#### **Shatori WALKER-KIMBROUGH**

Scoring	13.2	27
Field Goal Percentage	.513	8
Free Throw Percentage	.798	9

named AP National Coach of the Year in April 2002.

### Home Sweet Home

Maryland has been a dominant home team, especially over the last decade.

- The Terps are 483-127 (.792) all time in College Park, dating back to the inaugural 1971-72 season.
- Maryland is 190-32 (.856) at home under Brenda Frese, whose first season in College Park was the inaugural season of XFINITY Center.
- The Terrapins are 116-6 (.951) all-time in non-conference games in XFINITY Center.
- The Terps won 48 straight home games starting Nov. 9, 2007 with a 76-52 season-opening win over Princeton. The streak ended on Jan. 21, 2010 with an 80-77 loss to Miami.

### Super Sophomores

Since they came to campus in June 2013, Lexie Brown, Brionna Jones and Shatori Walker-Kimbrough have been key players to the Terrapins' success.

- Currently, the trio comprises 39.3 of Maryland's 80.2 points per game, which is 49.0 percent of the offense for the Big Ten's top scoring team.
- Lexie Brown has improved her numbers from 10.1 points per game as a rookie to 13.7 as a sophomore.
- Walker-Kimbrough has become a more consistent threat for the Terrapins, now averaging 13.2 points per game as one of the team's leading scorers, from her 9.3 per game as a freshman. Last year, she shot 47.8 percent from the field (122-255) and is shooting 51.3 percent this year (178-347).
- Brionna Jones has seen the biggest transformation of all three. She's lost close to 40 lbs since June 2013 and recovered from an ACL tear. This year, she's averaging 12.4 points per game, which is up from 6.9 last year. She's also averaging 9.0 boards per game, an improvement from 4.5 as a freshman. She's also taken more minutes on the court. Last year, she started in 14 of 35 games and played 16.2 minutes per game. This year, she's started in all 34 games and is playing over 23 minutes a game.

### Mincy Returns

After recovering from an ACL tear in her left knee suffered as a senior in high school, Laurin Mincy made huge strides in her game in 2011-12 to become an All-ACC Honorable Mention honoree. She tore her right ACL on Nov. 28, 2012 and worked to get back to full strength to be a key player in the Terps' run to the Final Four.

- Mincy missed her senior season at University High School in Newark, N.J. due to her first ACL tear.
- She saw action in 31 of 32 games and made one start as a freshman. She averaged 16.4 minutes per game and 4.9 points per contest.
- As a sophomore, she averaged 13.1 points per game - an 8.2 improvement. She upped her field goal percentage from .382 as a freshman to .436, and her three-point field goal percentage from .274 to .400.
- After working to get back to full strength most of last season, Mincy was the Terps' third leading scorer in the tournament with 9.0 points and 3.0 rebounds per game with nine steals in five games.
- This year, she's one of Maryland's top scorers with 13.9 points per game - the highest average of her

career. She hit 1,000 career points earlier this year.

### Double-Doubles

Six current Terps have double-doubles in their career and Howard, Pffirman, Jones, Leslie, Mincy and Walker-Kimbrough - have combined for 21 this year.

- Sophomore Brionna Jones picked up her first of her career last year vs. Syracuse. She has 13 this year and 14 in her career. Twelve of her 13 this year have come in conference or postseason play. Most recently, Jones had 10 points and 10 rebounds vs. No. 13 Princeton in the NCAA Second Round.
- Sophomore Shatori Walker-Kimbrough added her first career double-double with 23 points and a career-high 10 rebounds vs. American on Dec. 12.
- Junior Malina Howard came up big for the Terps in the Big Ten Championship game with her second career double-double. She scored 12 points with a career-high 12 rebounds.
- Freshman Kiara Leslie picked up her first career double-double with 11 points and 10 rebounds vs. Wagner.
- Junior Tierney Pffirman scored 16 points with 11 rebounds for the second of her career vs. Mount St. Mary's on Nov. 14. She added her first with 11 points and 10 rebounds in 10 minutes vs. Virginia Tech on March 2.
- Laurin Mincy notched her first with 21 points and 12 rebounds in the Terps' Sweet Sixteen win over Texas A&M in March 2012. She added her second with 14 points and 11 rebounds vs. Ohio State this year.

### Overtime is Our Time

The phrase, "Overtime is our time!" became one of the catch phrases from the Terps' 2006 NCAA title run. That 2005-06 team went 6-0 in overtime games and won the national title in extra time vs. Duke.

- Maryland is 15-2 (.882) in overtime games in head coach Brenda Frese's 12 years.
- In the 2007-08 season, Frese was not on the sidelines for two of the Terps' overtime games. She missed a 97-86 double overtime loss at North Carolina on Jan. 26, 2008 and a 74-71 win at Virginia Tech on Feb. 4, 2008, due to her pregnancy with her sons.
- The Terps' only overtime loss with Frese on the sidelines was a 95-91 loss at Florida State on Jan. 16, 2005.

### Terps Welcome Top 10 Class for 2015

Head coach Brenda Frese and her staff welcome two McDonald's All-Americans who make up the 10th top 10 class in her 13 years this season.

- Forward Brianna Fraser (Brooklyn, N.Y.) and forward Kiah Gillespie (Meriden, Conn.) make up the No. 10 recruiting class in the country.
- Fraser, who is 6-3, is the No. 12 overall player by the All Star Girls Report and is the No. 15 overall recruit in the class by ESPN's Hoop Gurlz.
- Gillespie, who is 6-2, is ranked No. 14 by Prospects Nation and No. 27 by ESPN's Hoop Gurlz. She's led her team to two state titles already.

### Family Ties

- Head coach Brenda Frese and her younger sister, Marsha, are the only two sister head coaches



## 2014-15 Maryland Women's Basketball

in Division I. Marsha is in her third year as head coach at UMKC and was an assistant under Brenda at Ball State, Minnesota and for two years at Maryland.

- Many Terrapins have NBA pedigree in their background. Lexie Brown's dad is 1991 NBA Slam Dunk Champion Dee Brown, who is currently an assistant with the Sacramento Kings.

- Aja Ellison's dad is 1989 NBA No. 1 overall draft pick Pervis Ellison, who also won a national championship at Louisville. Her mother, Timi, ran track at Maryland.

- Lexie and Aja's dads played together with the Boston Celtics in the mid-1990s.

- Kiara Leslie's older brother, C.J., played at NC State from 2010-13 and now plays professionally in Korea.

- Malina Howard's younger sister, Marisa, is a freshman post player at Division II Goldey-Beacom.

- Brionna Jones' older brother, Jarred, plays at Loyola (Md.).

### Next Level

- Over the last few years, multiple members of Frese's staff have made the jump to work in the NBA.

- Five-year assistant coach David Adkins came to Maryland after becoming a highly-respected development coach at the high school level. This past summer, he was hired by the Washington Wizards as their assistant coach for player development.

- Former practice player and coordinator of recruiting operations Winston Gandy was also hired by the Wizards this summer, as a development assistant.

- Former practice player and intern Ryan Richman was hired as the Wizards' assistant video coordinator prior to the 2013-14 season.

### Team Tyler

In September 2010, Brenda Frese's two-year old son, Tyler Thomas, was diagnosed with leukemia. He started treatments immediately at Johns Hopkins in Baltimore and has been clear from leukemia cells since shortly after. On Dec. 3, 2013, Tyler took his last dose of chemo after three years of treatments and will go to Hopkins for a monthly checkup until May of 2015.

- In 2010-11, some starters from the 2006 national championship team - Marissa Coleman, Shay Doron, Laura Harper and Kristi Toliver - got together and formed the Team Tyler Foundation.

- The Team Tyler Foundation raises money for leukemia research and patients at Hopkins.

- This year's annual Team Tyler game was Sunday, Feb. 8 vs. Nebraska.

### Fear the Turtle!

- Maryland's bid to the 2015 NCAA Tournament marked its 12th straight postseason appearance. Eleven of those 12 were NCAA Tournament bids.

- The Terps have averaged 27.8 wins per season the last 10 years, including 11 consecutive 20-win seasons from 2004-2015.

- Frese has led the Terps to five 30-win seasons. 2005-06 marked the first 30-win season for the program, as the Terrapins went 34-4 and won the 2006 NCAA title. The Terps won 30 games in 2007-08 when they went 33-4 and in 2008-09 when they went 31-5. In 2012-13, the Terps notched the program's fourth 30-win season with their record of 31-5.

- The Terrapins have won at least one postseason game (NCAA or WNIT) in each of the last 11 seasons.

- The Terps have advanced to the NCAA SWEET 16 seven times in the last 10 years.

- Maryland earned a No. 1 seed in the NCAA Tournament in 2008, 2009 and 2015 and a No. 2 seed in 2006, 2007 and 2012.

## 2014-15 RECORD WHEN...

Overall .....	32-2
In B1G Games.....	18-0
vs. Ranked Opponents.....	11-1
vs. 2014 NCAA Tournament Teams.....	10-1
At Home.....	17-0
Away.....	11-1
Neutral Sites.....	4-1
Leading at the Half .....	29-0
Trailing at the Half.....	2-2
Tied at the Half.....	1-0
In Overtime .....	
Games decided by 10 or more points.....	27-1
Games decided by 6-10 points.....	2-1
Games decided by 5 points or less .....	3-0
Score 80 or more points .....	17-0
Score 70-79 points .....	11-1
Score 60-69 points .....	3-1
Score 50-59 points .....	1-0
Less than 50 points .....	
Allow more than 80 points .....	1-1
Allow 70-79 points .....	8-0
Allow 60-69 points .....	10-0
Allow 50-59 points .....	7-0
Allow less than 50 points .....	7-0
Posting Higher FG%.....	27-0
Opp. Posts Higher FG%.....	5-2
Shoot 50% or above from the field .....	14-0
Shoot 46-49% from the field .....	8-0
Shoot 41-45% from the field .....	6-2
Shoot 36-40% from the field .....	3-0
Shoot 31-35% from the field .....	1-0
Shoot 30% or lower .....	
Allow 50% shooting or above .....	2-1
Allow 46-49% shooting from the field .....	2-1
Allow 41-45% shooting from the field .....	9-0
Allow 36-40% shooting from the field .....	8-0
Allow 31-35% shooting from the field .....	4-0
Allow 30% shooting or lower .....	7-0
FT% better than opponent .....	17-2
FT% lower than opponent .....	13-0
FT% equal to opponent .....	2-0
FT% better than 90%.....	2-0
FT% 81-90%.....	6-1
FT% 71-80%.....	16-1
FT% 61-70%.....	4-0
FT% 60% or lower .....	4-0
Opponent FT% above 90% .....	3-0
Opponent FT% 81-90%.....	6-1
Opponent FT% 71-80%.....	8-1
Opponent FT% 61-70%.....	6-0
Opponent FT% 60% or lower.....	9-0
Make 8 or more three pointers .....	3-0
Between 4-7 three pointers .....	23-2
Less than 4 three pointers .....	6-0
Opponent makes 8 or more three pointers.....	4-0
Between 4-7 three pointers .....	16-2
Less than 4 three pointers .....	12-0
Outrebounding Opponent.....	29-1
Outrebounded by Opponent.....	3-1
Rebounds are Equal.....	
Less turnovers than Opponent .....	18-0
More turnovers than Opponent.....	12-1
Turnovers are Equal .....	2-1
One player in double figures.....	2-0
Two players in double figures .....	2-1
Three players in double figures .....	9-1
Four players in double figures .....	11-0
Five or more players in double figures .....	8-0
None.....	
Leading with 10:00 minutes left .....	30-0
Trailing with 10:00 minutes left .....	2-2
Tied with 10:00 minutes left.....	
Leading with 5:00 minutes left.....	32-0
Trailing with 5:00 minutes left.....	0-2
Tied with 5:00 minutes left.....	
Leading with 1:00 minute left.....	31-0
Trailing with 1:00 minute left.....	0-2
Tied with 1:00 minute left.....	1-0
On Monday .....	5-0
On Tuesday .....	1-0
On Wednesday.....	1-1
On Thursday.....	7-0
On Friday.....	3-0
On Saturday .....	3-1
On Sunday.....	12-0
In November.....	6-1
In December.....	4-1
In January.....	8-0
In February .....	7-0
In March.....	6-0
In April.....	

# BrendaFRESE

**395-133 (16th year)/338-103 (13th year at Maryland)**

There was no better fit for the University of Maryland women's basketball program than head coach Brenda Frese. The 2002 Associated Press (AP) National Coach of the Year arrived in College Park with great expectations and has not disappointed. Reviving a once-prominent women's basketball program back to the national stage, her high work rate and positive attitude has resulted in two Final Fours, 11-straight top 15 recruiting classes and a National Championship in 2006. Frese has balanced that strong work ethic with a fun and family-friendly environment, also becoming a wife and a mother of twin boys, giving birth to them in the midst of one of the most successful seasons in the program's history. With the birth of her twins in February of 2008, she becomes one of only six coaches to win a national championship and be a parent.

Now in her 13th season at Maryland, Frese has guided Maryland to a National Championship in 2006, two Final Fours, 12 winning seasons, 11-straight 20-win seasons, five 30-win campaigns and 11 trips to the NCAA Tournament. In 2013, she signed an extension through at least June of 2021.

Frese and her staff led the Terrapins to an unprecedented level of success in their first year in the Big Ten in 2015. After losing five seniors, including three starters and a three-time All-American, Maryland led the league in scoring with 80.2 points per game, en route to a perfect 18-0 conference record in a new league and a 24-game win streak over three months. The Terrapins were the first team to go undefeated in conference play since Purdue went 16-0 in 1998-99 and Ohio State went 18-0 in 1984-85. The Terps were the first Maryland team, men's or women's, to stay perfect in conference play. Frese was named Big Ten Coach of the Year for the second time in her career.

Former Athletics Director Deborah A. Yow courted the 2002 AP National Coach of the Year because of Frese's reputation for making amazing turnarounds and her relentless work ethic in recruiting. Described as dynamic, overachieving, determined and enthusiastic, the 44-year old coach is one of college basketball's stars. Standing atop the podium in Boston in 2006, Frese became the fifth-youngest coach (age 35) in NCAA history to win a national title and only the ninth to win in her first trip to the Final Four.

Frese has built the team's success around recruiting, hard work and a positive atmosphere. The instant she arrived on campus, she determinedly worked the recruiting trails in an effort to reclaim the elite status Maryland once had in the 1980s. Success came quickly and early. Before she even coached a game in the newly-constructed XFINITY Center, she received commitments from a pair of high school All-Americans, including Shay Doron, who went on to become a three-time All-ACC pick and a WNBA Draft selection. In all, 26 high school All-Americans have donned a Maryland uniform under Frese's reign.

All 12 of Frese's recruiting classes at Maryland have been ranked in the top-15, including nine rated in the top-10 and five in the top five. The landmark signings of Crystal Langhorne, Laura Harper, Jade Perry and Ashleigh Newman were rated No. 2 in the country, while the class of Marissa Coleman and Kristi Toliver was ranked No. 4 - the core of the Terps' national championship team. Her 2010 batch of Terrapins included three high school All-Americans and a No. 2 national ranking.

Frese's recruiting classes have lived up to their billing and her pupils have earned numerous accolades. In 2012, Alyssa Thomas became the first Maryland sophomore to be named a WBCA All-American, and was also named to the AP All-American First Team and the USBWA All-American Team. The first Terp in 17 years to garner All-American nods in 2006, Langhorne was a three-time AP and USBWA All-

American, the program's first multiple All-American. She was selected a WBCA All-American in 2007, the first in school history since 1989, and then again received the accolade in 2008.

Toliver repeated Langhorne's AP, WBCA and USBWA All-American "trifecta" in 2008. The legendary point guard, however, became the first Terp in school history to be named to the AP's All-America First Team as a senior in 2009 - to go along with another set of WBCA and USBWA All-American laurels. Coleman, Toliver's classmate, also earned AP, WBCA and USBWA All-American honors at the conclusion of her illustrious senior campaign in 2009.

Frese's players have also received numerous ACC honors. Most recently, Thomas was named ACC Player of the Year as a sophomore in 2012. She is just the second sophomore in the history of ACC women's basketball to earn the league's most prestigious honor and went on to win the ACC Tournament MVP honor that year. Thomas garnered the league's top honor in her junior and senior seasons as well and was just the second player in history to earn the honor three times. In her final season, Langhorne was selected the ACC's Player of the Year, the first Terp to win the award in nearly 20 years. Toliver followed suit in 2009 - the third Terp ever to win the award. In 2005, Langhorne became the program's first ACC Rookie of the Year since 1991. Coleman followed in her footsteps by nabbing the honor during the Terps' championship campaign in 2006. Center Lynetta Kizer and Thomas made it four Terps in six years to be named the league's top freshman when they won in 2009 and 2011.

In all, 28 Terps have received All-ACC citations in Frese's 12 years, including a school-record four in 2008 when Langhorne, Coleman, Toliver and Harper were selected and in 2012 when Thomas, Tianna Hawkins, Laurin Mincy and Lynetta Kizer were honored. Six Terps have been First Team ACC selections 11 times in Frese's tenure. Langhorne became Maryland's first three-time, first team all-conference selection and the first to be named All-ACC four times. Coleman joined Langhorne as the lone Terps to ever be selected to an All-ACC team four times, stamping her three second-team honors with a first-team selection in 2009. Thomas was also a four-time selection and three-time first team honoree. In fact, of Maryland's six players all-time to be selected All-ACC three times or more, five of them were recruited by Frese (Doron, Langhorne, Coleman, Toliver, Thomas).

Numerous Terps have also garnered national recognition under Frese. Toliver became the first Terrapin to earn the highest point guard honor in the country, winning the Nancy Lieberman Award in 2008, after being a finalist the previous year. Several have earned spots on national player of the year candidate lists, making history in the fall of 2006. That year, for the first time ever, four players from the same team were selected preseason candidates for the WBCA's prestigious Wade Trophy when Doron, Coleman, Langhorne and Toliver were put on the Watch List. All five starters were tabbed preseason honorees for the Naismith Award, also a first in the history of the award.

Maryland has rewritten several records over the last eight seasons. In 2007-08, the Terps became the first team in NCAA history to have four active players with at least 1,000 points on the same roster. That year, school records were broken for most home wins (21), which is also believed



## YOUNGEST COACHES TO WIN NCAA TITLE

Marianne Stanley, Old Dominion - 31 years	1985
Linda Sharp, Southern California - 32 years	1983
Carolyn Peck, Purdue - 33 years	1999
Pat Summit, Tennessee - 34 years	1987
<b>BRENDA FRESE, Maryland - 35 years</b>	<b>2006</b>

## WINNINGEST DIVISION I COACHES ALL-TIME (THRU 2013-14)

1. Leon Barmore (Louisiana Tech 83-02)	576-87 (.869)
2. *Geno Auriemma (UConn 86-pres)	879-133 (.869)
3. Pat Summit (Tennessee 1975-12)	1,098-208 (.841)
4. *Kim Mulkey (Baylor 01-pres)	404-86 (.824)
5. *Tara Vanderveer (Idaho 79-80, Ohio State 81-85, Stanford 86-95, 97-pres)	927-207 (.817)
6. Bill Sheahan (Mt. St. Mary's 82-98)	372-104 (.782)
7. *Brian Giorgis (Marist 2003-pres.)	304-87 (.777)
8. *Wes Moore (Maryville 88-93, Francis Marion 96-98, Chattanooga 99-pres)	583-177 (.767)
9. *Joe Foley (Arkansas Tech 1988-03, UALR 2004-pres.)	671-207 (.764)
10. *Robin Selvig (Montana 79-pres)	821-266 (.755)
11. Gail Goestenors (Duke 93-07, Texas 08-12)	498-163 (.753)
12. Marsha Sharp (Texas Tech 83-06)	571-189 (.751)
13. *Carey Green (Liberty 00-pres)	357-121 (.747)
14. *Andy Landers (Georgia 90-pres)	821-286 (.746)
15. Jody Conradt (Sam Houston St. 70-73, Texas-Arlington 74-76, Texas 77-07)	900-309 (.744)
16. *Muffet McGraw (Lehigh 83-87, Notre Dame 88-pres)	751-259 (.744)
17. Joe Ciampi (Army 78-79, Auburn 80-04)	607-213 (.740)
18. *Sylvia Hatchell (Francis Marion 76-86, North Carolina 87-pres)	935-331 (.739)
<b>19. *BRENDA FRESE (Ball St. 00-01, Minnesota 02, Maryland 03-pres)</b>	<b>363-131 (.735)</b>
20. Van Chancellor (Mississippi 79-97, Louisiana State 08-11)	529-194 (.732)
21. *Joanne McCallie (Maine 93-00, Michigan St. 01-07, Duke 08-pres.)	518-190 (.732)
22. *C. Vivian Stringer (Cheyney 72-83, Iowa 84-95, Rutgers 96-pres)	929-341 (.731)
23. Sonja Hogg (Louisiana Tech 75-85, Baylor 95-00)	390-146 (.728)
24. Rene Portland (St. Joseph's 77-78, Colorado 79-80, Penn St. 81-07)	693-265 (.723)
25. *Jim Foster (St. Joseph's 79-91, Vanderbilt 92-02, Ohio St. 03-13, Chattanooga 2014-pres.)	812-311 (.723)

## FRESE COACHING TREE

Marsha Frese (HC at UMKC)	Asst at BS, MINN, MD
Jeff Walz (HC at Louisville)	Asst at MINN, MD
Joanna Bernabei-McNamee (HC at Pikeville)	Asst at MINN, MD
Daron Park (HC at Cal-Fullerton)	Asst at MD
Stephanie Stevens (HC at Gallaudet)	Staff at MD
Danielle Hemerka (AC at American, Saint Francis)	Staff at MD
Rhet Wierzbza (AC at Indiana)	DOBO at MD
Billy Fennelly (AC at Iowa State)	Staff at MD
Zach Kancher (AC at Miami)	Staff at MD
Laura Harper (AC at High Point)	Player at MD
Jade Perry (AC at Albright)	Player at MD
Mike Bowden (Video at Louisville Men)	Staff at MD
David Adkins (Player Develop. at Wizards)	Asst at MD
Winston Gandy (Player Develop. at Wizards)	Staff at MD
Ryan Richman (Video for Wizards)	Intern at MD
Kyle Tarp (Head of Maryland Basketball Performance)	Strength Coach at MD
Chris Campbell (HC at Sherwood HS)	DOBO at MD



# 2014-15 Maryland Women's Basketball

to be an NCAA record. The team opened the 2006-07 campaign winning 18-straight games, setting the program record for best start to a season. Maryland ended the 2008-09 campaign having won a school-record 36-straight home games, thanks to undefeated home marks in two successive seasons, and 40-consecutive non-conference games at the Comcast Center. In the 2009-10 season the Terrapins extended that streak to 48, a Maryland men's and women's basketball record.

In 2005-06, the team's 34 wins set a school record, shattering the previous mark of 29. The championship squad also set new standards for highest road winning percentage (.900), points (3,166), field goal attempts (2,363), 3-point field goals (216), 3-point attempts (540), free throws (690), free throw attempts (924), team free throw percentage (.747), rebounds (1,720) and blocked shots (195).

Numerous individual records have also fallen in recent years. Among the most notable are the career scoring and rebounding records, which now own to Thomas. Langhorne shattered the previous marks, becoming the first-ever Terrapin to score 2,000 points and to grab 1,000 rebounds - an elite list of which Coleman later joined.

Maryland's rise into the upper-echelon of the country has bolstered the excitement surrounding the team. Over the last ten years, the program has ranked in the top-25 in the nation in attendance, including top-10 rankings in five of the last 10 seasons. In 2007, Maryland recorded the nation's largest one-season improvement in home attendance, averaging 9,533 fans in 16 games, almost double the average from the previous season (4,183) - with more than 150,000 people making their way through the Comcast Center turnstiles, a school-record. By the end of the '07 campaign, the Terps were sixth in the nation in average attendance and fourth in overall attendance, as 241,280 spectators filled the stands at home and on the road to watch the Terps play in 34 games. In 2008, Maryland hosted over 160,000 fans in 21 games and was ranked eighth in the nation in average attendance that year, followed by a No. 6 ranking in 2009 (133,336 in 15 games).

One of the highlights of the 2006-07 campaign was the announcement of two sellout games in Comcast Center, the first- and second-ever in the young facility. The stands were filled to capacity when the Terps hosted North Carolina on Jan. 28, 2007, breaking the ACC's single-game record, the first women's basketball sellout since 1992. The record was matched in the regular-season finale on Feb. 18, 2007, when Duke came to College Park.

Maryland owns all 10 of the conference's top-10 single-game attendances, nine coming since Frese has roamed the sidelines.

In the classroom, the Terps have also been all-star students. 24 of Frese's Terps have been named to the ACC Honor Roll, while five have received Academic All-American nods by ESPN The Magazine/CoSIDA.

## The Frese File

Year	Position, School	Overall			Conference			Postseason
		W	L	Pct.	W	L	Pct.	
93-94	Assistant Coach, Kent State	20	8	.714	12	6	.667	
94-95	Assistant Coach, Kent State	17	10	.630	12	5	.706	
95-96	Assistant Coach, Iowa State	17	10	.630	5	9	.357	
96-97	Assistant Coach, Iowa State	17	12	.586	9	7	.563	NCAA First Round (0-1)
97-98	Assistant Coach, Iowa State	25	8	.758	12	4	.750	NCAA Second Round (1-1)
98-99	Assistant Coach, Iowa State	25	8	.758	12	4	.750	NCAA Elite Eight (3-1)
99-00	Head Coach, Ball State	16	13	.552	8	8	.500	
00-01	Head Coach, Ball State	19	9	.679	11	5	.688	
01-02	Head Coach, Minnesota	22	8	.733	11	5	.688	NCAA Second Round (1-1)
02-03	Head Coach, Maryland	10	18	.357	4	12	.250	
03-04	Head Coach, Maryland	18	13	.581	8	8	.500	NCAA Second Round (1-1)
04-05	Head Coach, Maryland	22	10	.688	7	7	.500	NCAA Second Round (1-1)
05-06	Head Coach, Maryland	34	4	.895	12	2	.857	<b>NCAA CHAMPIONS (6-0)</b>
06-07	Head Coach, Maryland	28	6	.824	10	4	.714	NCAA Second Round (1-1)
07-08	Head Coach, Maryland	33	4	.892	13	1	.929	NCAA Elite Eight (3-1)
08-09	Head Coach, Maryland	31	5	.861	12	2	.857	NCAA Elite Eight (3-1)
09-10	Head Coach, Maryland	21	13	.618	5	9	.357	WNIT Third Round
10-11	Head Coach, Maryland	24	8	.750	9	5	.643	NCAA Second Round (1-1)
11-12	Head Coach, Maryland	31	5	.861	12	4	.750	NCAA Elite Eight (3-1)
12-13	Head Coach, Maryland	26	8	.765	14	4	.778	NCAA Sweet Sixteen (2-1)
13-14	Head Coach, Maryland	28	7	.800	12	4	.750	NCAA Final Four (4-1)
14-15	Head Coach, Maryland	32	2	.941	18	0	1.000	
<b>2 Years</b>	<b>Ball State</b>	<b>35</b>	<b>22</b>	<b>.614</b>	<b>19</b>	<b>13</b>	<b>.594</b>	
<b>1 Year</b>	<b>Minnesota</b>	<b>22</b>	<b>8</b>	<b>.722</b>	<b>11</b>	<b>5</b>	<b>.688</b>	<b>1 NCAA — 1-1 (.500)</b>
<b>13 Years</b>	<b>Maryland</b>	<b>338</b>	<b>103</b>	<b>.766</b>	<b>136</b>	<b>62</b>	<b>.687</b>	<b>11 NCAA — 27-9 (.750)</b>
<b>15 Years</b>	<b>Overall</b>	<b>395</b>	<b>133</b>	<b>.748</b>	<b>166</b>	<b>80</b>	<b>.675</b>	<b>12 NCAA — 28-10 (.737)</b>

## COACHING HONORS

- Associated Press National Coach of the Year (2002)
- ACC Coach of the Year (Coaches, 2013)
- Big Ten Coach of the Year (2002, 2015)
- Mid-American Conference Coach of the Year (2000)
- NCAA Champions (2006)
- Conference Regular Season Titles (2009, 2015)
- Conference Tournament Titles (2009, 2012, 2015)
- Two Final Fours (2006, 2014)
- Five NCAA Elite Eights (2006, 2008, 2009, 2012, 2014)
- Seven Sweet Sixteens (2006, 2008, 2009, 2012, 2014, 2015)
- 11 NCAA Tournament Appearances ('02, '04, '05, '06, '07, '08, '09, '11, '12, '13, '14)
- 11 All-American Selections
- Seven Conference Player of the Year honors: ACC (2008, 09, 12, 13, 14); Big Ten (2002); MAC (2000)
- Six Conference Rookies of the Year: ACC (2005, 2006, 2009, 2011); Big Ten (2002); MAC (2000)
- 39 All-Conference honors: First team (15); Second team (13); Third team (4); Honorable Mention (7)
- 16 Conference All-Freshman Team honorees
- Five CoSIDA Academic All-Americans
- Six CoSIDA Academic All-District 2 Selections
- 15 Academic All-ACC Honors
- 24 ACC Honor Roll Members
- 16 McDonald's All-Americans
- No. 10 2002-03 Recruiting Class
- No. 2 2003-04 Recruiting Class
- No. 4 2004-05 Recruiting Class
- No. 7 2005-06 Recruiting Class
- No. 2 2006-07 Recruiting Class
- No. 10 2007-08 Recruiting Class
- No. 15 2008-09 Recruiting Class
- No. 2 2009-10 Recruiting Class
- No. 9 2011-12 Recruiting Class
- No. 4 2012-13 Recruiting Class
- No. 11 2013-14 Recruiting Class
- No. 10 2014-15 Recruiting Class

## PERSONAL

**Education:** Bachelor's of Arts in Communications (Arizona '93), Master's Degree in Athletic Admin. (Kent State '95)  
**Family:** Husband: Mark Thomas, Sons: Tyler Joseph Thomas and Mark William Thomas (born February 17, 2008),  
 Parents: Bill and Donna Frese, Siblings: Deb, Cindy, Marsha, Stacy, Jeff

### Tina LANGLEY

**Associate Head Coach • 7th year • West Alabama '96**

Tina Langley is in her sixth season at Maryland and 16th in coaching overall. She was promoted to associate head coach in the summer of 2011.

Langley made an instant impact her first season with the Terps. She served a crucial role in helping to lead the Terps to their first ACC Championship in 20 seasons and helped secure one of the nation's top recruiting classes for 2010. In her six years in College Park, Langley has helped the Terrapins to a 161-46 (.778) record, the 2014 Final Four, three Elite Eights, five NCAA Tournament appearances and two ACC championships.



In 2014, Langley and the Terrapins' coaching staff helped lead the team on a remarkable run to the Final Four. The Terps suffered a disappointing loss to North Carolina in the ACC Quarterfinals. After the extra bye week before the NCAA Tournament, the coaching staff helped the Terrapins refocus and recommit. They went on to beat the Patriot League champion Army in the NCAA First Round, then a tough Texas squad with one of the nation's best front courts in the Second Round.

In the Sweet Sixteen, the Terrapins handled top-seeded Tennessee, 73-62, behind a career-high 33 points and 13 rebounds from Alyssa Thomas, then became the first team in 20 years to win an Elite Eight game on an opponent's home court. The Terrapins beat No. 4 Louisville, 76-73, in front of 14,002 at the KFC Yum! Center, which was the Cardinals' home court.

As Coach Frese's top assistant, Langley's responsibilities include coordinating the Terps' recruiting efforts, assisting in player development, scouting, and on the court coaching.

"Tina jumped right in and made a huge impact for us. Her work ethic is nothing short of stellar, she has an excellent demeanor with our student-athletes, and she has an exceptional ability to take on many roles and responsibilities," said head coach Brenda Frese, "She possesses all the characteristics we need in a coach to make a positive impact on our recruiting efforts, player development, and our program as a whole. I'm looking forward to working by her side again this season."

In addition to her passion, determination, and work ethic, Langley has significant coaching experience. She had coaching stints at Toledo, Clemson and Georgia. She has been instrumental in recruiting, game preparation and floor management in each of her stops.

Langley spent five seasons at the University of Toledo, beginning her coaching career with the Rockets as a graduate assistant coach in 1998-99, before moving up to recruiting coordinator and eventual associate head coach during the 2002-03 campaign. She helped the Rockets reach the postseason three times, including two NCAA Tournament appearances. During her tenure, Toledo also won three Mid-American Conference regular season titles (1999, 2001, 2003) and two conference tournament crowns (1999 and 2001).

At Toledo, Langley was responsible for all facets of the program, including recruiting, scouting of opponents and coordinating the team's academic efforts. She helped to sign two nationally ranked classes, the Rockets accumulated a 101-38 record (.679) during her time.

Langley then joined the staff at Clemson in 2003, under head coach Jim Davis. In her two years with the Tigers, the team advanced to the 2004 WNIT while also orchestrating a CU-record six-signee class, which was ranked in the top 30 nationally in just her first season.

After her stop at Clemson, Langley was hired at the University of Georgia as the recruiting coordinator. Langley left coaching for a couple years and earned her second master's in Community Counseling from the University of Alabama, specializing in college mental health. She was named the Most Outstanding Graduate Student in 2008.

Langley played basketball and volleyball for two seasons at Beville State Junior College before transferring to the University of West Alabama, where she lettered twice in basketball as a guard/forward. She graduated from UWA with a degree in special education in 1996, and earned her first master's degree in Recreation and Leisure with an emphasis in recreation administration from the University of Toledo. Langley resides in Laurel, Md.

### Marlin CHINN

**Assistant Coach • 6th year • Hampton '92**

Marlin Chinn enters his sixth season as an assistant coach on Brenda Frese's coaching staff at the University of Maryland.

"We have always been about family first here at Maryland and it's pretty special to bring Marlin back home," Frese said. "This is where he wants to be and he already knows why Maryland is an incredible place. As we got to know each other, we quickly found Marlin shares common traits with us - loyalty, work ethic, care and concern for people and he is a tremendous recruiter. We feel as though Marlin will help us continue to set the bar high for excellence here at Maryland. We're excited to welcome him to our family."



In his five years in College Park, he's helped lead the Terrapins to a 130-38 (.774) overall record, the 2011-12 ACC Tournament Championship, and four NCAA Tournament berths, including the 2013-2014 Final Four. Maryland's other NCAA Tournament berths have resulted in two Elite Eight and three Sweet Sixteen appearances. Chinn has helped Maryland sign four recruiting classes that have ranked in the top-10 nationally, as well as in the recruitment and coaching of three-time ACC Player of the Year, Alyssa Thomas. In 2012, College Insiders named Chinn as one of the nation's top-10 assistant coaches, after being recognized in the top-20 in 2011.

In 2013-14, Chinn and the Terrapins' coaching staff helped lead the team on a remarkable run to the NCAA Tournament Final Four. The Terps beat Patriot League champion Army in the First Round, then a tough Texas squad in the Second Round. In the Sweet Sixteen, the Terrapins handled top-seeded Tennessee, 73-62. Maryland would then become the first team in 20 years to win an Elite Eight game on an opponent's home court when they beat No. 4 Louisville, 76-73, in front of 14,002 at the KFC Yum! Center to arrive in the Final Four.

Chinn arrived at Maryland after four seasons as an assistant coach at Seton Hall University from 2005 to 2009, including the final three seasons as the program's top assistant coach and recruiting coordinator. In his second season on Phyllis Mangina's staff at Seton Hall in 2006-07, he helped the program to their first winning record in Big East play in six years and a 13-win improvement over the previous season. During his five seasons at Seton Hall, Chinn helped secure a top-30 nationally ranked recruiting class in 2007, recruited a pair of Big East All-Rookie Team selections, and recruited and coached two Big East All-Conference performers.

The Archbishop Carroll High School alum previously spent seven seasons as the top assistant coach at Mount St. Mary's University from 1998 to 2005. At the Mount, he helped lead the program to two NEC regular season championships in 1998-99 and 2000-01. He was instrumental in the recruitment of recruited five Northeast Conference All-Rookie Team selections, including the 2005 NEC Rookie of the Year.

Prior to landing on the college scene, Chinn served as assistant boys basketball coach at Theodore Roosevelt High School (1997-98) and Archbishop Carroll High School (1994-97).

Chinn is a member of both the Black Coaches Association (BCA) and the Women's Basketball Coaches Association (WBCA). He was selected to participate in the 2007 BCA Achieving Coaching Excellence (ACE) program for ethnic minority male and female basketball coaches. In the summer of 2011, Chinn returned to speak at the annual BCA Conference. In 2014, he was recognized as one of the nation's top assistant coaches by A Step Up.

Chinn is a native of Washington, D.C. and graduated from Hampton University with a B.S. in Accounting in 1992. In 1992, Chinn also served as the President of the National Association of Black Accountants. Chinn currently resides in Largo, Md.

### ShayROBINSON

**Assistant Coach • 1st year • Central Florida '07**

Maryland head women's basketball coach Brenda Frese announced the hiring of assistant coach Shay Robinson in July 2014. Robinson comes to College Park after spending the previous season with the Kansas women's basketball program.

Prior to his season with the Jayhawks, Robinson worked at Air Force and worked as the head instructor at one of the most elite basketball performance centers in the country, the EDGE Training Facility in Orlando.

"We're really excited about this hire and what Shay Robinson brings to our program," Frese said. "It's always great when you get new ideas and new energy. He's a dynamic guy that can help us in a lot of different ways. We also love that we're adding his wife Tonya to our team. With their passion and values, they're going to fit right in here at Maryland."

"I always want to surround our players with great people that can help them get better. The player development piece is something that's really important to me and it's helped us be successful. Developing our players has always been a team effort shared by our staff and it was crucial to me that Shay is terrific at it. He was endorsed by some people in the business whose opinions I really value. One of those people is Dee Brown, who's considered one of the best in all of basketball at player development. Shay will be working with our perimeter players and I know he's really excited about getting started with our team."

"I am extremely excited and looking forward to the opportunity to work for Coach Frese and with the rest of the staff," Robinson said. "I am eager to get started and to have an impact on the program as well as continuing to grow. I have always had respect for Maryland basketball and am thankful for the chance to contribute to its continued success and future legacy. It's an honor to join this program and my wife and I are elated to be a part of the Maryland family... GO TERPS!"

Robinson served for five years as the assistant director and head instructor at EDGE Training Facility, known as the premier training facility in the state of Florida. In conjunction with former Boston Celtic Dee Brown, Robinson managed daily basketball operations while performing individual and team skill development sessions, camps and clinics. His vast clientele ranged from beginning players to elite high school, college and professional athletes in the NBA and European Leagues.

A native of Greensboro, N.C., Robinson worked the coaching ranks for many years. He coached the girls' basketball team at Viera High School during the 2010-11 season, helping the squad win its first district championship while posting a 22-3 overall record. Robinson also served as an assistant coach with the boys' varsity program at Viera from 2006-09.

During the 2009-10 season, Robinson served as an assistant men's basketball coach at Brevard Community College. There, he was in charge of guard and post player development, while assisting with offensive and defensive philosophies. Other responsibilities included recruiting, team film sessions, scouting, academic monitoring and mentorship of student athletes.

Robinson graduated from James B. Dudley High School before enlisting in the Air Force in 1996. Robinson served more than eight years on active duty in the Air Force. While enlisted, he deployed on numerous tours of duty, including three tours in support of Operation Enduring Freedom and Operation Iraqi Freedom, spending time as a Weapons Load Crew member on F-16s, as well as Special Operations Senior Command Post Controller.

During his military career, Robinson received various medals and was awarded the distinguished John Levitow Award in 2002. He was also named Air Force Special Operations Command, Command Post Controller of the Year in 2002-03, before his honorable discharge in 2004.

In August 2007, Robinson earned a bachelor of science in sports and fitness with a specialization in coaching theory from the University of Central Florida. He also holds a master of science in athletic administration from Nova Southeastern University (2010). Robinson is an active member of the Women's Basketball Coaches Association (WBCA), National Association of Basketball Coaches (NABC) and the Black Coaches & Administrators (BCA) organization. Robinson is married to Tonya, who is also an Air Force veteran.



### LibbyELLIS

**Director of Operations • 2nd year • Maryland '12**

Head coach Brenda Frese and the Maryland women's basketball team announced the hiring of University of Maryland alum and longtime member of the program, Libby Ellis, in August of 2013. Ellis was named as the program's director of basketball operations.

Ellis, a 2012 graduate of the University, was a four-year manager for the Terrapins. In her senior season, she served as a director of operations intern, assisting with all responsibilities of scheduling, travel planning and general program operations.

She earned her degree in kinesiology and after graduation, she was hired as the coordinator of recruiting operations.

"We're ecstatic to have Libby in our director of basketball operations position," Frese said. "She is more than ready for this next step in her career. Libby is highly organized, relates extremely well with our players and staff and is passionate about our team and program. She is a rising star in the making."





# 2014-15 Maryland Women's Basketball

## #0 AjaELLISON

Forward • 6-3 • Freshman • HS • Voorhees, N.J. (Life Center Academy)



► **Frese on Ellison:** "After missing her senior year of basketball with an injury, Aja started working out with our team. It's easy to see her potential. However, she suffered another setback when she needed to get her tonsils removed this summer. So, given everything she's dealt with over the past year, we're going to try to be smart with Aja. As a person, she's one of the more dynamic and bigger personalities we have on the team. She's been a lot of fun."

### ► 2014-15 Season

Saw first career action in season opener vs. Mount St. Mary's and added a bucket, a rebound and 2 blocks (Nov. 14)...added a bucket, 4 rebounds, a block and 2 steals in 10 minutes vs. Wagner (Nov. 16)...added an and-1 and a rebound in 5 minutes vs. American (Dec. 12)...scored 6 points with 4 rebounds in 9 minutes at Coppin State (Dec. 21)...grabbed one rebound at #16 Nebraska (Jan. 3)...pulled down a key rebound in the Terps win at #22 Rutgers (Jan. 15)...saw 8 minutes at Penn State (Feb. 5)...grabbed a rebound in 2 minutes in win over #19 Nebraska (Feb. 8)...grabbed 2 rebounds in 2 minutes in win vs. #18 Rutgers (Feb. 10)...had an assist in game at Wisconsin (Feb. 19)...grabbed a rebound in win over Penn State (Feb. 23).

### ► Before MARYLAND

Rated No. 45 overall by All Star Girls Report and No. 59 by Blue Star scored 950 points and 600 rebounds in three years...averaged a double-double with 10 points and 12 boards per game as a junior...missed senior season due to a foot injury...helped team win the National Association of Christian Athletes Division I national title as a junior...named the Most Improved Player on her team in 2013...named MVP of the All-City Classic...played freshman and sophomore seasons at Shipley School, where she was Team MVP...named All-State in freshman and sophomore years and All-State MVP as a sophomore...team won Friends League in both 2011 and 2012...Boo Williams Invitational Champion in 2010 and 2011 and named MVP...National Invitational High School Tournament contender...father, Pervis Ellison, coached her AAU team.

### ► Personal

Parents are Timi and Pervis Ellison...has two siblings - Seattle and Malik...father, Pervis Ellison, played at Louisville and won 1986 national title...he went on to be the No. 1 NBA draft pick in 1989 and played for the Sacramento Kings, Washington Bullets, Boston Celtics and Seattle SuperSonics...mother, Timi, ran track at Maryland...came to Maryland because it was everything she could want in a school...named a Top Fashion Model of Philadelphia in 2009...broadcast journalism major...wants to work in television one day.

### ► ELLISON 14-15 Game-By-Game

OPPONENT	MIN	FG-A	3FG-A	FT-A	O-D-R	PF	A	TO	BLK	S	TP
MOUNT ST. MARY'S	13	1-1	0-0	0-2	0-1-1	2	0	1	2	0	2
WAGNER	10	1-4	0-0	0-1	2-1-3	4	0	0	1	2	2
#25 SOUTH FLORIDA					DNP						
at George Washington					DNP						
LOYOLA	5	1-1	0-0	0-0	0-0-0	2	0	0	0	0	2
vs. #23 James Madison					DNP						
vs. Washington State					DNP						
at #1 Notre Dame					DNP						
TOWSON	3	0-1	0-0	0-0	0-1-1	1	0	0	0	0	0
AMERICAN	5	1-1	0-0	1-2	1-0-1	4	0	1	0	0	3
at Coppin State	9	3-5	0-0	0-0	1-3-4	3	0	0	0	0	6
OHIO STATE*					DNP						
at #16 Nebraska*	1	0-0	0-0	0-0	1-0-1	0	0	0	0	0	0
PURDUE*	1	0-0	0-0	0-0	0-0-0	0	0	0	0	0	0
at #23 Minnesota*					DNP						
at #22 Rutgers*	1	0-1	0-0	0-0	1-0-1	0	0	1	0	0	0
ILLINOIS*	1	0-0	0-0	0-0	0-0-0	0	0	1	0	0	0
MICHIGAN STATE*					DNP						
at Indiana*	1	0-0	0-0	0-0	0-0-0	1	0	0	0	0	0
at Michigan*	3	0-0	0-0	0-0	0-0-0	1	0	0	0	0	0
#20 IOWA*					DNP						
at Penn State*	8	0-0	0-0	0-0	0-0-0	0	0	1	0	0	0
#19 NEBRASKA*	2	0-0	0-0	0-0	1-0-1	0	0	0	0	0	0
#18 RUTGERS*	2	0-2	0-0	0-0	1-1-2	0	0	0	0	0	0
at Michigan State*					DNP						
at Wisconsin*	1	0-0	0-0	0-0	0-0-0	1	1	1	0	0	0
PENN STATE*	3	0-0	0-0	0-2	1-0-1	1	0	0	0	0	0
INDIANA*					DNP						
at #25 Northwestern*					DNP						
vs. Michigan State^					DNP						
vs. #24 Northwestern^					DNP						
vs. Ohio State^					DNP						
NEW MEXICO STATE^^					DNP						
#13 PRINCETON^^					DNP						

### ► ELLISON Season/Career Highs

SEASON HIGHS	CAREER HIGHS
POINTS	6 at Coppin State (12/21/14)
REBOUNDS	4 (2X) last at Coppin State (12/21/14)
FG MADE	3 at Coppin State (12/21/14)
FG ATT.	5 at Coppin State (12/21/14)
3 FG MADE	
3 FG ATT.	
FT MADE	1 vs. American (12/12/14)
FT ATT.	2 (3X) last vs. Penn State (2/23/15)
ASSISTS	1 at Wisconsin (2/19/15)
BLOCKS	2 vs. Mount St. Mary's (11/14/14)
STEALS	2 vs. Wagner (11/16/14)
MINUTES	13 vs. Mount St. Mary's (11/14/14)

### ► ELLISON Career Statistics

Season	G-GS	MP-MPG	FG-FGA	PCT.	3FG-FGA	PCT.	FT-FTA	PCT.	OFF	DEF	REB	AVG	PF-FO	AST	TO	BLK	STL	PTS	AVG
2014-15	17-0	68-4.0	7-16	.438	0-0	.000	1-7	.143	9	7	16	0.9	19-0	1	6	3	2	15	0.9

# 2014-15 Maryland Women's Basketball

## #1 LaurinMINCY

Guard • 6-0 • Redshirt Senior • 3V • Newark, N.J. (University High School)



- All-Big Ten Second Team (2015)
- All-ACC Honorable Mention (2012)
- Preseason All-ACC Team (2012)
- Wooden Preseason Top 30 (2012)
- Naismith early season watch list (2012, 2013)

**► Frese on Mincy:** "When you think back to some of our big wins in recent years, it seems like in so many of them, Laurin really played a part. When she's healthy, she is a difference maker for us. She's been through so much adversity, that we all really want her to go out with a terrific senior season. She's can score in a variety of ways and get to the free throw line, which is what great scorers can do."

### ► 2014-15 Season

Has started in all games...named to All-Big Ten Second Team by both the media and coaches... added 9 points, 7 rebounds and 5 assists in 21 minutes in season opener vs. The Mount (Nov. 14)...added 8 points with 3 boards, 3 assists and 2 steals vs. Wagner (Nov. 16)...added 10 points and went 6-7 from the line with 5 assists vs. #25 USF (Nov. 19)...scored 23 points, including 21 in the second half, to push the Terps to a come-from-behind win at George Washington (Nov. 22)...led team with 13 points off 6-9 shooting with 3 assists, 2 steals and 2 boards vs. Loyola (Nov. 24)...led Terps with 23 points, including 17 in the second half, with 5 assists in win over #23 JMU (Nov. 28)... scored 13 points, including 11 in the second half to lead Terps' comeback attempt, with 5 assists vs. Washington State (Nov. 29)...scored 20 points, went 8-9 at the line, with 3 assists and 4 steals at #1 Notre Dame (Dec. 3)...with a three-pointer in the second half, hit the mark for 1,000 career points and became the 29th player in program history to hit the mark (Dec. 7)...added 16 points with 8 rebounds, 2 assists and a steal vs. American (Dec. 12)...added 10 points with 3 boards in win at Coppin State (Dec. 21)...picked up second career double-double with 14 points, 11 rebounds, as well as 6 assists in win over Ohio State (Dec. 29)...scored 22 points, including 20 in the second half, to help the Terps surge past #16 Nebraska...added 5 rebounds and 3 assists in the win (Jan. 3)...scored 16 points with 5 rebounds, 3 assists, a block and a steal vs. Purdue (Jan. 8)...added 6 points with 6 rebounds, 6 assists and 3 steals in win at #23 Minnesota (Jan. 11)...led the Terps with 24 points, went 9-10 from the foul line, with 7 rebounds, 6 assists and 3 steals in game at #22 Rutgers in her hometown (Jan. 15)...led Maryland with 17 points and added 3 rebounds and 4 assists vs. Michigan State (Jan. 22)...added 8 points with 7 rebounds and 4 assists in win at Indiana (Jan. 25)...led the Terps with 24 points with 6 rebounds and 5 assists in win at Michigan (Jan. 29)...scored 15 points and went 7-8 at the line with 3 assists in win over #20 Iowa (Feb. 1)... added 11 points with 3 boards in win at Penn State (Feb. 5)...added 7 points, 5 rebounds, 3 assists and a steal in win over #19 Nebraska (Feb. 8)...went 5-5 at the line for 14 points with 4 assists and 3 rebounds in win vs. #18 Rutgers (Feb. 10)...hit 3 threes and went 4-4 at the line for 15 points with 3 rebounds, 2 assists and 2 steals at Michigan State (Feb. 16)...added 8 points with 3 boards, 2 assists and a steal in win at Wisconsin (Feb. 19)...hit 2 threes with 4 boards, 3 assists and a steal in win over Penn State (Feb. 23)...went 4-6 from the arc in 40 minutes for a career-high 28 points on Senior Night in win over Indiana (Feb. 26)...hit two threes with five boards in win at #25 Northwestern to finish 18-0 conference season (March 1)...led Terps to win over #24 Northwestern in Big Ten Semifinals with 15 points, 6 rebounds, 5 assists and 2 steals (March 7)...added 12 points with 5 rebounds and a block in Terps' win over Ohio State to win Big Ten Tournament title (March 8)...scored 19 points, 13 in the second half, to help Terps to win over New Mexico State in NCAA First Round (March 21)...went 9-11 from the field and 6-7 from outside the arc for 27 points with 7 assists in final game at XFINITY Center in NCAA Second Round (March 23).

### ► BeforeMARYLAND

2010 McDonald's All-American...2009 Parade All-American...three-time New Jersey All-State selection (2007, '08, '09)...in 2007 was first freshman ever named to New Jersey All-State team... in 2007 led University High School to its first state title and the prestigious "Tournament of Champions" title...two-time New Jersey Star-Ledger Player of the Year (2008, '09)...2009 Gatorade New Jersey Player of the Year...named a "Girl Athlete to Remember" by nj.com as one of the best of the decade...two-time first team All-Tri State...Three-time All-County...three-time All-Conference...2007 Essex County Player of the Year...2009 averaged 18.8 pts, 5.8 rebs, 2.1 steals and 2.0 blocks per game as a junior...scored 35 pts., grabbed 7 rebs and 7 steals on national TV vs. nationally ranked South Bend Washington...two-time NJSIAA State Group I Championship MVP (2007, '08)...first sophomore in University HS history to exceed 1,000 career points...first junior to surpass 1,500 career points...suffered ACL tear during summer between junior and senior seasons...member of National Honor Society at University High School.

### ► Personal

Daughter of Duane Mincy and Carol Smith ... has two siblings, Edward Smith and Charae Baukman ... born in Newark, N.J. ... finished in the top-10 of her 2010 graduating class...sports hero is Michael Jordan...also considered Georgia, South Carolina, Rutgers, Miami, UNC, Connecticut ... chose Maryland because of its diversity and family atmosphere...family science major.

### ► MINCY14-15 Game-By-Game

OPPONENT	MIN	FG-A	3FG-A	FT-A	O-D-R	PF	A	TO	BLK	S	TP
MOUNT ST. MARY'S	21*	2-6	0-1	5-5	2-5-7	2	5	0	0	1	9
WAGNER	18*	3-7	0-1	2-2	2-1-3	0	3	1	0	2	8
#25 SOUTH FLORIDA	31*	2-6	0-1	6-7	1-1-2	2	5	2	0	1	10
at George Washington	32*	7-11	1-2	8-11	2-1-3	2	2	4	0	1	23
LOYOLA	28*	6-9	1-3	0-0	0-2-2	0	3	0	0	2	13
vs. #23 James Madison	36*	8-14	2-6	5-6	0-1-1	1	5	6	0	1	23
vs. Washington State	35*	4-12	0-5	5-5	0-2-2	4	5	6	0	0	13
at #1 Notre Dame	34*	6-10	0-0	8-9	1-0-1	4	3	3	0	4	20
TOWSON	19*	1-4	1-1	0-0	1-1-2	0	2	0	0	0	3
AMERICAN	28*	5-11	1-4	5-6	2-6-8	1	2	1	0	1	16
at Coppin State	20*	3-5	2-2	2-4	0-3-3	1	0	1	0	0	10
OHIO STATE*	36*	4-13	1-3	5-6	4-7-11	1	6	3	1	1	14
at #16 Nebraska*	31*	7-12	3-6	5-6	1-4-5	3	3	1	0	0	22
PURDUE*	34*	4-13	1-4	7-8	3-2-5	2	3	2	1	1	16
at #23 Minnesota*	38*	3-13	0-4	0-0	3-3-6	2	6	3	0	3	6
at #22 Rutgers*	38*	7-14	1-3	9-10	2-5-7	3	6	2	0	2	24
ILLINOIS*	18*	1-6	0-1	1-1	0-1-1	0	1	5	0	0	3
MICHIGAN STATE*	28*	7-13	1-3	2-3	0-3-3	1	4	1	0	1	17
at Indiana*	33*	2-7	0-1	4-4	3-4-7	3	4	3	0	0	8
at Michigan*	37*	9-12	1-2	5-7	2-4-6	3	5	2	0	1	24
#20 IOWA*	36*	4-11	0-3	7-8	2-0-2	2	3	3	0	0	15
at Penn State*	24*	4-6	1-2	2-2	0-3-3	1	2	5	1	0	11
#19 NEBRASKA*	25*	2-6	1-3	2-2	2-3-5	3	3	2	0	1	7
#18 RUTGERS*	38*	4-11	1-4	5-5	1-2-3	2	4	4	0	0	14
at Michigan State*	27*	4-9	3-7	4-4	0-3-3	3	2	4	2	0	15
at Wisconsin*	31*	2-9	0-2	4-4	1-2-3	2	2	0	0	1	8
PENN STATE*	23*	2-5	2-3	0-0	0-4-4	1	3	3	0	1	6
INDIANA*	40*	7-14	4-6	10-12	1-4-5	1	3	1	0	1	28
at #25 Northwestern*	26*	2-11	2-6	0-0	2-3-5	1	1	2	0	0	6
vs. Michigan State*	20*	3-6	0-2	0-0	1-1-2	3	1	1	0	0	6
vs. #24 Northwestern^	31*	5-11	3-5	2-2	4-2-6	4	5	0	0	2	15
vs. Ohio State^	38*	5-16	2-5	0-0	3-2-5	3	0	3	1	0	12
NEW MEXICO STATE^^	29*	6-9	2-3	5-6	1-2-3	0	2	3	0	0	19
#13 PRINCETON^^	37*	9-11	6-7	3-4	0-4-4	0	7	3	0	0	27

### ► MINCYSeason/Career Highs

	SEASON HIGHS	CAREER HIGHS
POINTS	28 vs. Indiana (2/26/15)	28 vs. Indiana (2/26/15)
REBOUNDS	11 vs. Ohio State (12/29/14)	12 vs. #14 Texas A&M (3/25/12)
FG MADE	9 (2X) last vs. #13 Princeton (3/23/15)	9 (3X) last vs. #13 Princeton (3/23/15)
FG ATT.	14 (3X) last vs. Indiana (2/26/15)	18 vs. Michigan (11/30/11)
3 FG MADE	6 vs. #13 Princeton (3/23/15)	6 vs. #13 Princeton (3/23/15)
3 FG ATT.	7 (2X) last vs. #13 Princeton (3/23/15)	8 (2X) last vs. Georgetown (3/22/11)
FT MADE	10 vs. Indiana (2/26/15)	10 (2X) last vs. Indiana (2/26/15)
FT ATT.	12 vs. Indiana (2/26/15)	13 vs. #19 Louisville (3/19/12)
ASSISTS	7 vs. #13 Princeton (3/23/15)	7 (3X) last vs. #13 Princeton (3/23/15)
BLOCKS	2 at Michigan State (2/16/15)	3 vs. #14 Texas A&M (3/25/12)
STEALS	4 at #1 Notre Dame (12/3/14)	4 (4X) last at #1 Notre Dame (12/3/14)
MINUTES	40 vs. Indiana (2/26/15)	40 (2X) last vs. Indiana (2/26/15)

### ► MINCYMiscellaneous Stats

CATEGORY	SEASON CAREER	LAST TIME
Double-Figure Scoring	23	62
5+ assists	10	18
20+ Point Games	8	15
3+ threes	5	15
Double Doubles	1	2

### ► MINCYCareer Statistics

Season	G-GS	MP-MPG	FG-FGA	PCT.	3FG-FGA	PCT.	FT-FTA	PCT.	OFF	DEF	REB	AVG	PF-FO	AST	TO	BLK	STL	PTS	AVG
2010-11	31-1	507-16.4	58-152	.382	17-62	.274	19-26	.731	31	41	72	2.3	25-0	25	43	13	15	152	4.9
2011-12	36-35	1163-32.3	156-358	.436	54-135	.400	106-131	.809	44	117	161	4.5	46-0	74	69	16	31	472	13.1
2012-13	5-5	127-25.4	16-36	.444	5-13	.385	6-7	.857	7	15	22	4.4	6-0	19	12	6	3	43	8.6
2013-14	34-9	581-17.1	69-176	.392	20-70	.286	55-72	.764	26	55	81	2.4	43-0	57	49	2	26	213	6.3
2014-15	34-34	1020-30.0	150-333	.450	33-111	.387	128-149	.859	47	91	138	4.1	61-0	111	80	6	28	471	13.9
CAREER	140-85	3398-24.3	449-1055	.426	139-391	.355	314-385	.816	155	319	474	3.4	181-0	286	253	43	103	1351	9.7

## #2 KiaraLESLIE

Guard • 6-0 • Freshman • HS • Holly Springs, N.C. (Holly Springs High School)



► **Frese on Leslie:** "We're really excited about what we've seen from Kiara early on. She has some terrific qualities and as she grows, she can really make an impact on the court for us. She's a very powerful player. She missed her senior year of high school, so we're working on getting her up to speed. I think she'll get there, but we have to be patient."

### ► 2014-15 Season

Saw first career action vs. Mount St. Mary's and added 16 points, 6 rebounds, a block and a steal (Nov. 14)...picked up first career double-double with 11 points, 10 rebounds, plus a block, a steal and an assist vs. Wagner (Nov. 16)...grabbed 5 rebounds at #1 Notre Dame (Dec. 3)...added 8 points with 6 rebounds and 3 assists in 19 minutes vs. Towson (Dec. 7)...scored 8 points with 4 rebounds and a steal off the bench vs. American (Dec. 12)...scored 13 points with 5 rebounds and 3 assists in win at Coppin State (Dec. 21)...grabbed 2 rebounds with a bucket and an assist vs. Ohio State (Dec. 29)...added 4 points in 8 minutes off the bench at #16 Nebraska (Jan. 3)...added 5 points with 2 boards in seven minutes off the bench vs. Purdue (Jan. 8)...dished an assist at #22 Rutgers (Jan. 15)...went 4-5 from the field for 9 points with 2 rebounds vs. Michigan State (Jan. 22)...added a bucket and a free throw in win at Michigan (Jan. 29)...scored 7 points with 6 rebounds, an assist, a block and a steal in career-high 24 minutes in win over #20 Iowa (Feb. 1)...went 4-4 from the line with a rebound in win at Penn State (Feb. 5)...added 7 points, 4 boards and a steal in win over #19 Nebraska (Feb. 8)...pulled down 3 rebounds in win at Michigan State (Feb. 16)...grabbed 6 rebounds with 4 points and a block in 9 minutes vs. Penn State (Feb. 23)...pulled down 5 boards in win over Indiana (Feb. 26)...added clutch defensive play, 3 rebounds and a big bucket in Terps' Big Ten Semifinals win over #24 Northwestern (March 7)...came up big for the Terps with 8 points, 6 rebounds, 4 assists and a steal in win over Ohio State for Big Ten Tournament championship (March 8)...added 4 points with 3 rebounds and a block in NCAA Tournament debut vs. New Mexico State (March 21)...hit key jumper in first half to help Terps past #13 Princeton in NCAA Second Round (March 23).

### ► BeforeMARYLAND

Ranked No. 52 overall player, No. 8 guard and earned scouts grade of 96 by ESPN's Hoop Guriz...ranked No. 58 overall by All Star Girls Report...averaged 20 points and 11 rebounds as a junior...missed senior season due to a hip injury...named NCBA District 5 Player of the Year as a junior and NCBA Second Team All-State...named Tri-9 Player of the Year and to All-Conference Team as a sophomore and a junior...in 2012 and 2013, named to NCpreps.com All-State team...hit the 1,000th career point mark as a junior on January 8, 2013...2012 and 2013 High School OT Holiday Invitational All-Tournament Team...2013 Holly Springs High School Female Athlete of the Year...missed most of senior season to a hip injury.

### ► Personal

Parents are Lisa and Calvin Leslie...has four brothers - Michael, Janmar, Kevin and C.J...older brother, C.J. Leslie, played at NC State and now plays in Korea...came to Maryland for the family atmosphere...criminal justice major...wants to play as long as she can then coach on the men's college side.

### ► LESLIE14-15 Game-By-Game

OPPONENT	MIN	FG-A	3FG-A	FT-A	O-D-R	PF	A	TO	BLK	S	TP
MOUNT ST. MARY'S	20	6-9	2-5	2-3	1-5-6	1	0	2	1	1	16
WAGNER	20	5-8	1-3	0-0	3-7-10	1	1	1	1	1	11
#25 SOUTH FLORIDA	7	0-1	0-0	1-2	0-2-2	2	1	2	0	0	1
at George Washington	1	0-0	0-0	0-0	0-0-0	1	0	1	0	0	0
LOYOLA	15	1-5	0-1	0-0	0-3-3	2	0	1	2	0	2
vs. #23 James Madison					DNP						
vs. Washington State	4	0-0	0-0	0-0	0-0-0	2	0	0	0	0	0
at #1 Notre Dame	22	1-7	0-1	0-0	3-2-5	3	0	2	0	0	2
TOWSON	19	4-6	0-1	0-1	3-3-6	1	3	3	0	0	8
AMERICAN	16	3-6	0-1	2-4	1-3-4	3	0	2	0	1	8
at Coppin State	21	5-9	0-2	3-3	3-2-5	2	3	1	0	0	13
OHIO STATE*	4	1-2	0-0	0-0	0-2-2	0	1	1	0	0	2
at #16 Nebraska*	8	2-7	0-1	0-0	0-0-0	0	0	1	0	0	4
PURDUE*	7	2-2	0-0	1-2	0-2-2	2	0	0	0	0	5
at #23 Minnesota*	3	0-2	0-0	0-0	0-0-0	0	0	0	0	0	0
at #22 Rutgers*	3	0-2	0-0	0-0	0-0-0	0	1	1	0	0	0
ILLINOIS*	5	0-1	0-0	0-0	0-0-0	0	0	0	0	0	0
MICHIGAN STATE*	11	4-5	0-0	1-2	2-0-2	5	0	0	0	0	9
at Indiana*	2	0-2	0-0	0-0	0-0-0	1	0	0	0	0	0
at Michigan*	3	1-2	0-0	1-2	0-0-0	0	0	0	0	0	3
#20 IOWA*	24	3-7	0-2	1-2	2-4-6	3	1	2	1	1	7
at Penn State*	11	0-3	0-0	4-4	0-1-1	1	0	2	0	0	4
#19 NEBRASKA*	13	3-7	0-0	1-2	2-2-4	1	0	0	0	1	7
#18 RUTGERS*	3	0-0	0-0	0-0	0-1-1	2	0	2	0	0	0
at Michigan State*	13	0-2	0-0	0-0	3-0-3	1	0	2	0	0	0
at Wisconsin*	3	0-2	0-0	0-0	0-0-0	1	0	0	0	0	0
PENN STATE*	9	1-4	0-0	2-2	3-3-6	1	0	2	1	0	4
INDIANA*	9	0-1	0-0	0-0	0-5-5	1	0	0	0	0	0
at #25 Northwestern*					DNP						
vs. Michigan State*	4	0-0	0-0	0-0	0-0-0	0	0	1	0	0	0
vs. #24 Northwestern^	8	1-3	0-0	1-2	2-1-3	0	0	0	0	0	3
vs. Ohio State^	24	3-7	1-1	1-2	2-4-6	2	4	1	0	1	8
NEW MEXICO STATE^^	12	2-3	0-1	0-0	1-2-3	1	0	2	1	0	4
#13 PRINCETON^^	5	1-1	0-0	0-0	0-0-0	0	1	0	0	0	2

### ► LESLIESeason/Career Highs

SEASON HIGHS	CAREER HIGHS
POINTS	16 vs. Mount St. Mary's (11/14/14)
REBOUNDS	10 vs. Wagner (11/16/14)
FG MADE	6 vs. Mount St. Mary's (11/14/14)
FG ATT.	9 (2X) last at Coppin State (12/21/14)
3 FG MADE	2 vs. Mount St. Mary's (11/14/14)
3 FG ATT.	5 vs. Mount St. Mary's (11/14/14)
FT MADE	4 at Penn State (2/5/15)
FT ATT.	4 (2X) last at Penn State (2/5/15)
ASSISTS	4 vs. Ohio State (3/8/15)
BLOCKS	2 vs. Loyola (11/24/14)
STEALS	1 (6X) last vs. Ohio State (3/8/15)
MINUTES	24 (2X) last vs. Ohio State (3/8/15)

### ► LESLIEMiscellaneous Stats

CATEGORY	SEASON CAREER	LAST TIME
Double-Figure Scoring	2	11 vs. Wagner (11/16/14)
Double-Doubles	1	11 pts, 10 rebs vs. Wagner (11/16/14)

### ► LESLIECareer Statistics

Season	G-GS	MP-MPG	FG-FGA	PCT.	3FG-FGA	PCT.	FT-FTA	PCT.	OFF	DEF	REB	AVG	PF-FO	AST	TO	BLK	STL	PTS	AVG
2014-15	32-0	329-10-3	49-116	.422	4-19	.211	21-33	.636	31	55	86	2.7	40-1	16	32	7	6	123	3.8



# 2014-15 Maryland Women's Basketball



## #3 Brene "Bones" MOSELEY

Guard • 5-7 • Redshirt Junior • 2V • Burtonsville, Md. (Paint Branch High School)

- ACC All-Freshman Team (2012)
- ACC All-Academic Team (2012)

► **Frese on Moseley:** "Brene had a terrific offseason for us. It's been a pleasure watching her grow and leadership qualities emerge. She's really been tested by injuries, but she has mental and physical strength that really sets her apart. Her mind for the game has always been sharp. She also has the ability to make plays on the court and she's never been scared of the moment."

### ► 2014-15 Season

Added 8 points, 4 assists and 3 steals in 20 minutes vs. Mount St. Mary's in season opener (Nov. 14)...scored 10 points and dished 7 assists with 3 steals and 2 boards in 18 minutes vs. Wagner (Nov. 16)...scored 9 points with a steal in 14 minutes in win over #23 JMU (Nov. 28)...scored 8 points with 3 rebounds and an assist in 9 minutes vs. Washington State (Nov. 29)...grabbed 3 rebounds with an assist and a bucket vs. Towson (Dec. 7)...added 5 points and a steal vs. American (Dec. 12)...led the team with 18 points, 8 assists, 3 steals and 3 rebounds in win at Coppin State (Dec. 21)...added 1 bucket, 2 assists and a steal vs. Ohio State (Dec. 29)...came off the bench in the second half and went 3-3 from outside the arc for 15 points and made clutch free throws to seal the win at #23 Minnesota (Jan. 11)...knocked down key free throws to help the Terps win at #22 Rutgers (Jan. 15)...hit 2 threes for 10 points off the bench in the second half with 3 assists and a steal vs. Illinois (Jan. 18)...scored 5 points with 4 assists in win vs. Michigan State (Jan. 22)...added 8 points in win at Indiana (Jan. 25)...added 2 assists, 2 steals and 2 rebounds in win at Michigan (Jan. 29)...added 6 points with a steal in win over #20 Iowa (Feb. 1)...added 4 points with 3 assists in win at Penn State (Feb. 5)...added a bucket and a steal in win at Wisconsin (Feb. 19)...led team with 18 points off 3 threes with a rebounds in win at #25 Northwestern to finish 18-0 in conference play (March 1)...added 8 points with 2 rebounds and an assist in win over Michigan State in Big Ten Quarterfinals (March 6)...scored 15 points off the bench in Terps' win over #24 Northwestern in the Big Ten Semifinals (March 7)...added 4 points with a rebound in Terps' win over Ohio State in Big Ten Championship game (March 8)...added 6 points with 3 boards and 4 assists in 20 minutes in NCAA First Round vs. New Mexico State (March 21).

### ► BeforeMARYLAND

Played four years of varsity at Paint Branch...named First Team All-Met by The Washington Post as a junior...earned First Team All-Gazette honors by Gazette newspapers in both her sophomore and junior seasons...led DC, Maryland and Virginia area in scoring with 26.2 points per game as a junior...team leader in three-point shooting, free throws, assists...averaged over 7.0 assists a game as a junior...led Paint Branch to back to back state championship games in her freshman and sophomore seasons...scored 17 to win state title and finish undefeated season as a freshman...played AAU ball for D.C. Heat...ESPN HoopGurlz -- Four stars, No. 70 player in 2011 class, No. 18 guard, 93 rating...missed senior year due to a torn right ACL.

### ► Personal:

Daughter of Eugene and Beatrice Moseley...has one sibling, Esheance...came to Maryland for the family atmosphere, academic support, player development..."It is close to home so I can have support of my family and friends. When I hurt my knee, they stood beside me through everything..."undecided major...also considered Miami, Virginia, Virginia Tech, Georgetown, Temple and James Madison....American studies major.

### ► MOSELEY14-15 Game-By-Game

OPPONENT	MIN	FG-A	3FG-A	FT-A	O-D-R	PF	A	TO	BLK	S	TP
MOUNT ST. MARY'S	20	3-6	1-2	1-1	1-1-2	2	4	3	0	3	8
WAGNER	18	3-8	1-3	3-3	2-0-2	0	7	3	0	3	10
#25 SOUTH FLORIDA	10	1-2	0-0	1-2	0-2-2	0	0	0	0	0	4
at George Washington	5	1-2	0-0	0-0	0-0-0	1	0	1	0	0	2
LOYOLA	17	1-3	0-2	0-0	0-3-3	1	2	2	0	0	2
vs. #23 James Madison	14	2-4	1-1	4-4	0-0-0	1	0	4	0	1	9
vs. Washington State	9	3-4	1-1	1-2	1-2-3	4	1	2	0	0	8
at #1 Notre Dame	3	0-0	0-0	0-0	0-1-1	1	0	1	0	0	0
TOWSON	14	1-3	0-2	0-0	0-3-3	0	1	2	0	0	2
AMERICAN	11	2-3	1-1	0-0	0-0-0	0	0	0	0	1	5
at Coppin State	23	7-12	2-5	2-2	0-3-3	2	8	1	0	3	18
OHIO STATE*	10	1-2	0-0	0-0	0-0-0	4	2	1	0	1	2
at #16 Nebraska*	1	1-1	0-0	0-0	0-1-1	0	0	0	0	0	2
PURDUE*	5	1-3	0-0	0-2	1-0-1	0	0	0	0	0	2
at #23 Minnesota*	16	4-4	3-3	4-4	0-1-1	1	2	1	0	0	15
at #22 Rutgers*	3	0-1	0-0	2-2	0-0-0	0	0	1	0	0	2
ILLINOIS*	16	3-10	2-6	2-2	1-2-3	1	3	2	0	1	10
MICHIGAN STATE*	16	2-5	0-0	1-3	0-0-0	0	4	1	0	1	5
at Indiana*	12	2-4	1-2	3-4	0-0-0	1	0	1	0	0	8
at Michigan*	14	1-7	0-2	0-0	2-0-2	0	2	1	0	2	2
#20 IOWA*	13	2-6	0-1	2-3	0-0-0	1	1	0	0	1	6
at Penn State*	10	2-2	0-0	0-0	0-0-0	2	3	2	0	0	4
#19 NEBRASKA*	4	0-1	0-0	0-0	0-0-0	0	0	0	0	0	0
#18 RUTGERS*	3	0-1	0-0	0-0	0-0-0	0	0	1	0	0	0
at Michigan State*	4	0-3	0-0	0-0	1-0-1	0	0	0	0	0	0
at Wisconsin*	5	1-2	0-0	0-0	0-0-0	0	0	2	0	1	2
PENN STATE*	4	0-2	0-0	0-0	0-0-0	0	0	1	0	0	0
INDIANA*					DNP						
at #25 Northwestern*	21	6-9	3-5	3-6	0-1-1	1	0	3	0	0	18
vs. Michigan State*	14	3-8	0-1	2-2	0-2-2	4	1	1	0	0	8
vs. #24 Northwestern^	21	5-11	1-4	4-6	0-1-1	0	0	2	0	1	15
vs. Ohio State^	7	1-4	0-0	2-2	1-0-1	1	0	2	0	0	4
NEW MEXICO STATE^^	20	2-8	0-4	2-3	1-2-3	0	4	2	0	1	6
#13 PRINCETON^^	2	0-1	0-0	0-0	0-1-1	1	1	0	0	0	0

### ► MOSELEYSeason/Career Highs

	SEASON HIGHS	CAREER HIGHS
POINTS	18 (2X) last at #25 Northwestern (3/1/15)	26 vs. Towson (11/16/11)
REBOUNDS	3 (6X) last vs. New Mexico State (3/21/15)	5 (3X) last at Towson (11/23/13)
FG MADE	7 at Coppin State (12/21/14)	10 vs. Towson (11/16/11)
FG ATT.	12 at Coppin State (12/21/14)	15 vs. Towson (11/16/11)
3 FG MADE	3 (2X) last at #25 Northwestern (3/1/15)	4 vs. Towson (11/16/11)
3 FG ATT.	6 vs. Illinois (1/18/15)	7 at UMBC (11/19/11)
FT MADE	4 (3X) last vs. #24 Northwestern (3/7/15)	8 at USF (11/8/13)
FT ATT.	6 (2X) last vs. #24 Northwestern (3/7/15)	8 (2X) last vs. DSU (12/14/13)
ASSISTS	8 at Coppin State (12/21/14)	9 (2X) last vs. Ohio (11/30/13)
BLOCKS		1 (2X) last vs. Florida State (2/20/14)
STEALS	3 (2X) last vs. Wagner (11/16/14)	3 (3X) last vs. The Mount (11/14/14)
MINUTES	23 at Coppin State (12/21/14)	30 at UMBC (11/19/11)

### ► MOSELEYMiscellaneous Stats

CATEGORY	SEASON	CAREER	LAST TIME
Double-Figure Scoring	6	25	15 vs. #24 Northwestern (3/7/15)
5+ assists	2	16	8 at Coppin State (12/21/14)

### ► MOSELEYCareer Statistics

Season	G-GS	MP-MPG	FG-FGA	PCT.	3FG-FGA	PCT.	FT-FTA	PCT.	OFF	DEF	REB	AVG	PF-FO	AST	TO	BLK	STL	PTS	AVG
2011-12	36-0	628-17.4	89-202	.441	32-79	.405	37-43	.860	8	58	66	1.8	40-0	98	78	0	21	247	6.9
2012-13																			
2013-14	35-1	476-13.6	63-143	.441	13-42	.310	55-69	.797	11	38	49	1.4	46-0	86	52	2	28	194	5.5
2014-15	33-0	365-11.1	61-142	.430	17-45	.378	40-53	.755	11	24	35	1.1	29-0	46	43	0	20	179	5.4
CAREER	104-1	1469-14.1	213-487	.437	62-166	.373	132-165	.800	30	120	150	1.4	115-0	230	173	2	69	620	6.0

# 2014-15 Maryland Women's Basketball



## #4 LexieBROWN

Guard • 5-9 • Sophomore • 1V • Suwanee, Ga. (North Gwinnett High School)

- Big Ten Tournament MOP (2015)
- All-Big Ten First Team (2015)
- All-Big Ten Defensive Team (2015)
- Wooden Award Preseason Top 30 (2014)
- Naismith 50 Watch List, Semifinalist (2014)
- Preseason All-Big Ten Team (2014)
- Big Ten POTW Honor Roll (1/12/15; 2/2/15)
- NCAA Tournament All-Region Team (2014)
- All-ACC Freshman Team (2014)
- Lieberman Award Watch List (2013, 2014)
- All-ACC Academic Team (2014)

► **Frese on Brown:** "We're looking forward to a terrific season from Lexie. We all got to watch her grow last year as the season went on. She played a lot of minutes in pressure-packed games, and stayed poised at the point for us. She became 'Big Shot Brown' in critical moments and it's great to know we have players ready for prime time. All that experience will be very valuable moving forward."

### ► 2014-15 Season

Named to All-Big Ten First Team by both the media and the coaches, All-Big Ten Defensive Team, Pre-season All-Big Ten Team, ESPN's Need to Know List, Naismith Women's 50 Watch List and Semifinalist and Wooden Award Preseason Top 30...has started in all but one game...added 12 points 4 assists and 3 steals in 18 minutes vs. The Mount in season opener (Nov. 14)...scored 13 points, 11 in the first half, with 3 assists and 3 steals vs. Wagner (Nov. 16)...scored 15 points with 4 boards, 4 assists and a steal vs. #25 USF (Nov. 19)...added 14 points with 5 steals and 3 assists in win at George Washington (Nov. 22)...added 11 points with 2 assists and a steal vs. Loyola (Nov. 24)...scored 13 points with 4 rebounds, 3 assists and 2 steals in win over #23 JMU (Nov. 28)...added 6 points with 6 rebounds vs. Washington State (Nov. 29)...scored 20 points off 4 threes with 2 assists and 3 steals at #1 Notre Dame (Dec. 3)...added 3 boards with 3 assists and 2 steals vs. Towson (Dec. 7)...dished 8 assists with 5 points in 23 minutes vs. American (Dec. 12)...sat out game at Coppin State to rest sore back (Dec. 21)...scored 12 points, including 10 in the second half, with 7 assists, 5 rebounds and 2 steals vs. Ohio State (Dec. 29)...added 9 points, 6 assists, 5 rebounds and 2 steals in win at #16 Nebraska (Jan. 3)...added 10 points in win over Purdue (Jan. 8)...led the Terps with 20 points, seven assists and no turnovers in win at #23 Minnesota (Jan. 11)...named to the Big Ten Player of the Week Honor Roll (Jan. 12)...hit three threes, all in the first half, with 4 rebounds, 3 assists and 3 steals in win at #22 Rutgers (Jan. 15)...added 13 points with 8 assists, a career-high 7 steals and 3 rebounds vs. Illinois (Jan. 18)...added 12 points with 7 assists, 3 boards and 2 steals in win over Michigan State (Jan. 22)...led the team with 21 points, career-high 7 rebounds with 3 assists and a steal in win at Indiana (Jan. 25)...went 7-8 at the foul line for 14 points with 8 assists, 5 rebounds and 2 steals in win at Michigan (Jan. 29)...scored 26 points, including 7 of Maryland's last 8 in the final 90 seconds, to lead the Terps to a win over #20 Iowa (Feb. 1)...named to the Big Ten Player of the Week Honor Roll (Feb. 2)...added a career-high 10 assists with 8 points, 5 steals and 3 rebounds in win at Penn State (Feb. 5)...named to Lieberman Award Watch List for second straight year (Feb. 6)...led the way with 14 points, 5 rebounds, 4 assists and a steal, plus a key three to spark 13-3 run to seal win vs. #13 Nebraska (Feb. 8)...went 7-11 from the field and 3-3 from outside the arc for team-high 19 points with 2 steals, 2 boards and 2 assists in win vs. #18 Rutgers (Feb. 10)...scored 14 points with 7 boards, 8 assists and just 2 turnovers in win at Michigan State (Feb. 16)...added 15 points with 2 rebounds and 7 assists in win at Wisconsin (Feb. 19)... nabbed 7 steals with 4 assists, 6 points and 2 boards in win over Penn State (Feb. 23)...added 14 points with 7 assists and 5 boards in win over Indiana (Feb. 26)...added 9 points with 2 assists and a steal in win at #25 Northwestern to finish 18-0 in conference play (March 1)...scored season-high 27 points with 7 steals, 4 boards and 2 assists in win over Michigan State in Big Ten Quarterfinals (March 6)...scored team-high 17 points and went 6-6 at the line with 5 rebounds, 3 assists and 3 steals in Big Ten Semifinals win over #24 Northwestern (March 7)...hit four threes to score 19 points with 6 assists and 1 turnover in Big Ten Championship game (March 8)...named Big Ten Tournament Most Outstanding Player after averaging 21.0 points with 11 assists and 10 steals in the Terps' run (March 8)...added 5 points, 5 rebounds, 5 assists in NCAA Tournament win over New Mexico State (March 21)...hit 5 threes for 23 points with 6 rebounds and 4 assists in NCAA Second Round win over #13 Princeton (March 23).

### ► BeforeMARYLAND

Ranked No. 15 in Blue Star Report's rankings...the No. 3 point guard and No. 15 overall recruit in the 2013 class according to ESPN's HoopGurlz...named a McDonald's All-American and a WBCA High School All-American...won gold with the US Under-18 Team at the FIBA World Championships...in 2012, recorded a triple-double with 12 points, 11 rebounds and 11 assists in a victory over Mill Creek that sent North Gwinnett to the state semifinals.

### ► Personal:

Lexie Brown...daughter of Tammy and Dee Brown...has three siblings, Alyssa, Alanni and Anakin...father, Dee, played at Jacksonville, then for the Boston Celtics, Toronto Raptors and Orlando Magic...he also won the 1991 NBA Dunk Contest...committed when she first came to elite camp after ninth grade...came to Maryland because the atmosphere is incredible, it's one of the most fun places she's ever been to, the coaching staff is unbelievable, especially Coach B...committed prior to seriously looking at other schools...finance major.

### ► BROWN14-15 Game-By-Game

OPPONENT	MIN	FG-A	3FG-A	FT-A	O-D-R	PF	A	TO	BLK	S	TP
MOUNT ST. MARY'S	18*	4-8	2-5	2-2	1-1-2	1	4	1	0	3	12
WAGNER	15*	6-12	1-3	0-0	0-1-1	1	3	1	0	3	13
#25 SOUTH FLORIDA	32*	7-14	1-2	0-1	0-4-4	3	4	1	0	1	15
at George Washington	32*	4-11	2-6	4-8	0-2-2	3	3	2	0	5	14
LOYOLA	17*	4-6	3-4	0-0	0-0-0	1	2	3	0	1	11
vs. #23 James Madison	34*	4-11	1-5	4-4	1-3-4	2	3	6	0	2	13
vs. Washington State	31*	2-10	2-4	0-0	1-5-6	0	2	6	0	1	6
at #1 Notre Dame	35*	8-16	4-9	0-0	0-0-0	2	2	2	0	3	20
TOWSON	20*	1-5	1-4	0-0	1-2-3	0	3	4	0	2	3
AMERICAN	23*	2-5	1-2	0-0	0-1-1	1	8	3	0	0	5
at Coppin State					DNP						
OHIO STATE*	37*	5-14	2-9	0-1	1-4-5	2	7	3	0	2	12
at #16 Nebraska*	36*	3-8	1-5	2-2	1-4-5	1	6	4	0	2	9
PURDUE*	29*	5-10	0-4	0-0	0-0-0	2	1	2	0	0	10
at #23 Minnesota*	40*	7-18	4-11	2-2	0-3-3	1	7	0	0	4	20
at #22 Rutgers*	40*	4-10	3-7	2-2	2-2-4	1	3	1	0	3	13
ILLINOIS*	32*	4-12	0-6	5-6	0-3-3	3	8	4	0	7	13
MICHIGAN STATE*	30*	3-6	2-4	4-4	0-3-3	0	7	1	0	2	12
at Indiana*	36*	7-12	1-4	6-10	0-7-7	2	3	2	0	1	21
at Michigan*	35*	3-9	1-2	7-8	1-4-5	1	8	2	0	2	14
#20 IOWA*	30*	7-11	4-7	8-9	0-0-0	3	7	1	0	2	26
at Penn State*	30*	3-9	2-6	0-0	0-3-3	1	10	3	0	5	8
#19 NEBRASKA*	37*	5-13	2-6	2-2	1-4-5	0	4	3	0	1	14
#18 RUTGERS*	39*	7-11	3-3	2-3	0-2-2	1	2	1	0	2	19
at Michigan State*	38*	5-15	2-10	2-2	1-6-7	0	8	2	0	0	14
at Wisconsin*	39*	3-8	2-4	7-8	0-2-2	2	7	4	0	1	15
PENN STATE*	28*	2-9	1-6	1-2	0-2-2	0	4	6	0	7	6
INDIANA*	40*	3-11	1-6	7-7	0-5-5	3	7	4	0	2	14
at #25 Northwestern*	24*	3-6	1-4	2-2	0-2-2	3	2	3	0	1	9
vs. Michigan State*	35*	9-16	1-5	8-9	0-4-4	1	2	2	0	7	27
vs. #24 Northwestern*	29*	4-15	3-8	6-6	0-5-5	2	3	1	0	3	17
vs. Ohio State*	36*	5-12	4-8	5-6	0-0-0	3	6	1	0	0	19
NEW MEXICO STATE*	27*	2-7	1-5	0-0	1-4-5	2	5	6	0	2	5
#13 PRINCETON*	39*	8-16	5-11	2-2	1-5-6	2	4	6	0	0	23

### ► BROWNSeason/Career Highs

	SEASON HIGHS	CAREER HIGHS
POINTS	27 vs. Michigan State (3/6/15)	31 at Syracuse (2/2/14)
REBOUNDS	7 (2X) last at Michigan State (2/16/15)	7 (2X) last at Michigan State (2/16/15)
FG MADE	9 vs. Michigan State (3/6/15)	11 at Syracuse (2/2/14)
FG ATT.	18 at #23 Minnesota (1/11/15)	18 at #23 Minnesota (1/11/15)
3 FG MADE	5 vs. #13 Princeton (3/23/15)	7 at Syracuse (2/2/14)
3 FG ATT.	11 (2X) last vs. #13 Princeton (3/23/15)	11 at #23 Minnesota (1/11/15)
FT MADE	8 (2X) last vs. Michigan State (3/6/15)	9 at #4 Louisville (4/1/14)
FT ATT.	10 at Indiana (1/25/15)	10 (2X) last at Indiana (1/25/15)
ASSISTS*	10 at Penn State (2/5/15)	10 at Penn State (2/5/15)
BLOCKS		1 (7X) last at Miami (2/13/14)
STEALS	7 (3X) last vs. Michigan State (3/6/15)	7 (3X) last vs. Michigan State (3/6/15)
MINUTES	40 (3X) last vs. Indiana (2/26/15)	40 (3X) last vs. Indiana (2/26/15)


### ► BROWNMiscellaneous Stats

CATEGORY	SEASON CAREER	LAST TIME
Double-Figure Scoring	25 42	23 vs. #13 Princeton (3/23/15)
5+ assists	14 32	5 vs. New Mexico State (3/21/15)
Games with a three	31 55	5 vs. #13 Princeton (3/23/15)

### ► BROWNCareer Statistics

Season	G-GS	MP-MPG	FG-FGA	PCT.	3FG-FGA	PCT.	FT-FTA	PCT.	OFF	DEF	REB	AVG	PF-FO	AST	TO	BLK	STL	PTS	AVG
2013-14	34-30	931-27.4	123-288	.427	51-139	.367	48-62	.774	12	54	66	1.9	62-0	147	78	7	47	345	10.1
2014-15	33-33	1044-31.6	149-356	.419	64-185	.346	90-108	.833	13	93	106	3.2	50-0	155	91	0	77	452	13.7
CAREER	67-63	1975-29.5	272-644	.422	115-324	.355	138-170	.812	25	147	172	2.6	112-0	302	169	7	124	797	11.9

# 2014-15 Maryland Women's Basketball



## #5 MalinaHOWARD

Center • 6-4 • Junior • 2V • Twinsburg, Ohio (Twinsburg High School)

- Big Ten Sportsmanship Award (2015)
- ACC All-Freshmen Team (Coaches, 2013)
- ACC All-Academic Team (2013, 14)

► **Frese on Howard:** "Malina sets the example every day as to how you become a winner in life. She leads the way in so many categories and she is an absolute pleasure to have at our university. She works so hard and cares so much, there's nobody I want more to have a great season."

### ► 2014-15 Season

Has started in all games...earned Big Ten Sportsmanship Award...added 10 points with 3 boards, 3 assists and 2 blocks vs. Mount St. Mary's in season opener (Nov. 14)...scored 10 points for the second straight game with 3 boards, 4 assists, 4 steals and a block vs. Wagner (Nov. 16)...notched first career double-double with 11 points, 11 rebounds, plus 2 blocks vs. #25 USF (Nov. 19)...grabbed 6 rebounds with 2 steals and 2 assists in win at George Washington (Nov. 22)...scored 7 points with 3 rebounds and 2 steals in win over #23 JMU (Nov. 28)...added 8 points, 3 boards, an assist and a steal at #1 Notre Dame (Dec. 3)...grabbed 7 boards with 4 points, an assist and a steal vs. Towson (Dec. 7)...added 6 points with 7 rebounds, 2 steals, a block and an assist vs. American (Dec. 12)...added 2 buckets, 2 boards, a block and a steal in win at Coppin State (Dec. 21)...added 6 rebounds with a block and a bucket in Terps' win over Ohio State (Dec. 29)...added 9 rebounds, 2 assists, 2 blocks and a bucket in win at #16 Nebraska (Jan. 3)...grabbed 9 rebounds with 6 points and a block in win at #23 Minnesota (Jan. 11)...added 5 points with 2 boards and 2 steals in 22 minutes at #22 Rutgers (Jan. 15)...pulled down 7 rebounds with an assist, a block and a steal vs. Illinois (Jan. 18)...went 5-7 from the field for 10 points with 4 rebounds and 2 steals in win vs. Michigan State (Jan. 22)...went 4-6 from the field for 12 points with 2 boards and a block in win at Indiana (Jan. 25)...added 6 rebounds and 2 boards in win at Michigan (Jan. 29)...added 5 points with 6 boards, 2 assists and a steal in win at Penn State (Feb. 5)...went 6-8 from the field for 12 points with 7 rebounds, an assist and a steal in win over #19 Nebraska (Feb. 8)...scored season-high 15 points with 3 boards, 3 assists and a block in win vs. #18 Rutgers (Feb. 10)...added 6 points in win at Wisconsin (Feb. 19)...pulled down 8 boards with 3 assists in a block in win over Penn State (Feb. 23)...scored season-high 16 points with 6 rebounds in win over Indiana (Feb. 26)...added 6 points, 3 rebounds in win at #25 Northwestern to finish 18-0 in conference play (March 1)...added 5 points and 5 rebounds in win over Michigan State in Big Ten Quarterfinals (March 6)...went 4-4 at the line for 6 points with 2 boards, 2 assists and a steal in win in Big Ten Semifinals over #24 Northwestern (March 7)...picked up second career double-double with 12 points, career-high 12 rebounds, 2 assists and 2 blocks in Big Ten Championship game (March 8)...added a bucket and 5 boards in win over New Mexico State in NCAA First Round (March 21).

### ► BeforeMARYLAND

Top-ranked post player coming out of 2012 class...No. 6 overall recruit on ESPN.com's Hoop Gurlz rankings with a scouts grade of 97...led high school team to back-to-back state titles in junior and senior seasons...ended her career averaging 18.6 points, 11.9 rebounds, 3.1 blocks, 2.2 assists and 2.5 steals per game in her four years...is high school's all-time scoring leader with 1,910 points in her four years...McDonald's All-American (2012) and a WNCA All-American (2012)...led high school team to an undefeated season and Division I state title in 2011...named Player of the Game in championship...career highs are 39 points, 20 rebounds and nine blocks.

### ► Personal:

Parents are Ronald Howard and Melodi DeLong-Howard...siblings are Dara DeLong, Danielle Smith and Marisa Howard...graduated in the top 12 of her high school class...lists Dwight Howard and former Terp great Marissa Coleman as her sports heroes...chose Maryland for the staff and people, as well as the family environment...also considered Notre Dame, Tennessee, UConn, Florida State, Duke and Stanford among others...kinesiology major...wants to be a physical therapist or sports psychologist.

### ► HOWARD14-15 Game-By-Game

OPPONENT	MIN	FG-A	3FG-A	FT-A	O-D-R	PF	A	TO	BLK	S	TP
MOUNT ST. MARY'S	23*	3-5	0-2	4-4	0-3-3	0	3	2	2	0	10
WAGNER	24*	4-7	1-2	1-2	3-4-7	2	4	1	1	4	10
#25 SOUTH FLORIDA	30*	4-11	0-2	3-3	6-5-11	4	0	2	2	0	11
at George Washington	26*	1-2	0-0	0-1	2-4-6	2	2	1	0	2	2
LOYOLA	16*	2-2	0-0	0-0	1-2-3	1	1	2	2	0	4
vs. #23 James Madison	25*	3-8	0-1	1-4	2-1-3	2	1	2	0	2	7
vs. Washington State	13*	1-2	0-0	0-0	1-2-3	2	0	3	0	0	2
at #1 Notre Dame	26*	4-6	0-0	0-1	3-0-3	5	1	2	0	1	8
TOWSON	17*	1-6	0-0	2-2	3-4-7	1	1	2	0	1	4
AMERICAN	21*	3-7	0-0	0-0	4-3-7	2	1	3	1	2	6
at Coppin State	8*	2-4	0-0	0-0	1-1-2	2	0	0	1	1	4
OHIO STATE*	15*	1-5	0-0	0-0	2-4-6	1	0	0	1	0	2
at #16 Nebraska*	30*	2-8	0-1	0-0	6-3-9	2	2	2	2	0	4
PURDUE*	10*	1-4	0-0	1-2	2-0-2	3	1	0	0	1	3
at #23 Minnesota*	27*	1-5	0-0	4-4	5-4-9	2	1	3	1	0	6
at #22 Rutgers*	22*	2-5	0-0	1-2	2-0-2	4	0	1	0	2	5
ILLINOIS*	29*	0-2	0-0	1-2	1-6-7	2	1	2	1	1	1
MICHIGAN STATE*	25*	5-7	0-1	0-0	1-3-4	1	0	1	0	2	10
at Indiana*	31*	4-6	0-0	4-6	0-2-2	2	0	1	1	0	12
at Michigan*	17*	2-4	0-0	2-2	2-0-2	2	1	2	0	0	6
#20 IOWA*	18*	1-5	0-0	0-0	2-1-3	2	0	0	1	0	2
at Penn State*	24*	2-2	0-0	1-2	0-6-6	1	2	3	0	1	5
#19 NEBRASKA*	31*	6-8	0-0	0-0	1-6-7	2	1	2	0	1	12
#18 RUTGERS*	35*	7-11	0-0	1-2	3-0-3	1	3	5	1	0	15
at Michigan State*	18*	0-2	0-0	0-0	0-1-1	2	0	1	0	0	0
at Wisconsin*	13*	2-3	0-0	2-2	1-0-1	2	1	1	0	0	6
PENN STATE*	22*	0-1	0-0	1-2	1-7-8	3	3	0	1	0	1
INDIANA*	27*	7-10	0-0	2-3	3-3-6	4	0	0	0	0	16
at #25 Northwestern*	30*	2-7	0-0	2-2	1-2-3	1	3	0	0	0	6
vs. Michigan State*	31*	2-4	0-0	1-1	2-3-5	4	1	2	0	0	5
vs. #24 Northwestern*	32*	1-3	0-0	4-4	0-2-2	2	2	1	0	1	6
vs. Ohio State*	30*	5-8	0-0	2-2	4-8-12	3	2	2	2	0	12
NEW MEXICO STATE**	19*	1-3	0-0	0-0	1-4-5	0	1	0	0	0	2
#13 PRINCETON**	28*	1-2	0-0	0-0	0-2-2	1	0	1	0	0	2

### ► HOWARDSeason/Career Highs

	SEASON HIGHS	CAREER HIGHS
POINTS	16 vs. Indiana (2/26/15)	17 vs. American (11/21/12)
REBOUNDS	12 vs. Ohio State (3/8/15)	12 vs. Ohio State (3/8/15)
FG MADE	7 (2X) last vs. Indiana (2/26/15)	8 at Clemson (1/27/13)
FG ATT.	11 (2X) last vs. #18 Rutgers (2/10/15)	12 (2X) last at Clemson (1/27/13)
3 FG MADE	1 vs. Wagner (11/16/14)	1 (7X) last vs. Wagner (11/16/14)
3 FG ATT.	2 (3X) last vs. #25 USF (11/19/14)	3 (2X) last vs. Wake Forest (3/3/13)
FT MADE	4 (4X) last vs. #24 Northwestern (3/7/15)	4 (6X) last vs. #24 Northwestern (3/7/15)
FT ATT.	6 at Indiana (1/25/15)	6 at Indiana (1/25/15)
ASSISTS	4 vs. Wagner (11/16/14)	4 (3X) last vs. Wagner (11/16/14)
BLOCKS	2 (5X) last vs. Ohio State (3/8/15)	2 (11X) last vs. Ohio State (3/8/15)
STEALS	4 vs. Wagner (11/16/14)	4 vs. Wagner (11/16/14)
MINUTES	35 vs. #18 Rutgers (2/10/15)	35 vs. #18 Rutgers (2/10/15)

### ► HOWARDMiscellaneous Stats

CATEGORY	SEASON CAREER	LAST TIME
Double-Figure Scoring	9	21
10-plus rebounds	2	3
Double-Doubles	2	2
Games with a block	15	44

### ► HOWARDCareer Statistics

Season	G-GS	MP-MPG	FG-FGA	PCT.	3FG-FGA	PCT.	FT-FTA	PCT.	OFF	DEF	REB	AVG	PF-FO	AST	TO	BLK	STL	PTS	AVG
2012-13	34-0	832-24.5	94-194	.485	8-21	.381	33-59	.559	48	93	141	4.1	54-0	44	60	25	17	229	6.7
2013-14	34-11	471-13.9	56-118	.475	0-5	.000	31-47	.660	34	45	79	2.3	47-0	23	24	11	3	143	4.2
2014-15	34-34	793-23.3	83-175	.474	1-9	.111	40-55	.727	66	96	162	4.8	70-1	39	50	20	22	207	6.1
CAREER	102-45	2096-20.5	232-487	.478	9-35	.257	104-161	.646	148	234	382	3.7	171-1	106	134	56	42	579	5.7





# #12 KristenCONFROY

Guard • 5-9 • Freshman • HS • Solon, Ohio (Solon High School)

► **Frese on Confroy:** "Kristen is a young lady that I saw out in Ohio, competing against Malina Howard. She really impressed me with how many different ways she could help her team. She comes from an outstanding family. We had her at our camp and were so impressed. She's got a nice midrange game. She's a three sport high school star, which tells you about her athletic ability and competitive drive. She's going to help us in our guard rotation."

## ► 2014-15 Season

Added 6 points with 7 assists and 3 rebounds in first career game vs. The Mount (Nov. 14)... scored 9 points with 2 rebounds, 3 assists and a steal vs. Wagner (Nov. 16)... went 3-5 from outside the arc for 11 points off the bench with an assist and a board vs. #25 USF (Nov. 19)... grabbed 4 rebounds in win at George Washington (Nov. 22)... added 5 points with 3 rebounds vs. Washington State (Nov. 29)... scored a career-high 14 points with 2 boards, a block and a steal off the bench at #1 Notre Dame (Dec. 3)... added 10 points with 3 assists vs. Towson (Dec. 7)... added 11 points, 4 rebounds and 2 assists off the bench vs. American (Dec. 12)... made first career start in win at Coppin State and added 7 points and 3 rebounds (Dec. 21)... added 3 points with 2 boards, 2 assists and a steal in 7 minutes off the bench vs. Purdue (Jan. 8)... dished 2 assists with a rebound in 5 minutes in win at #23 Minnesota (Jan. 11)... notched an assist in win at #22 Rutgers (Jan. 15)... picked up 3 assists with 2 boards and 4 points vs. Illinois (Jan. 18)... added 8 points with 4 rebounds, and an assist and a steal vs. Michigan State (Jan. 22)... added 5 points with 2 rebounds and 4 assists in win at Indiana (Jan. 25)... hit a key three with 2 boards, 3 assists and a steal in win over #20 Iowa (Feb. 1)... added a three in win at Penn State (Feb. 5)... hit a key three-pointer in first half in win vs. #19 Nebraska (Feb. 8)... hit a three in the first half and had a key steal in win at Michigan State (Feb. 16)... added 2 buckets and an assist in win at Wisconsin (Feb. 19)... hit 2 threes for 9 points with 7 boards and an assist in win over Penn State (Feb. 23)... added a big bucket, a rebound and an assist in Terps' win at #25 Northwestern to finish 18-0 in conference play (March 1)... added 6 points with 3 rebounds and an assist in win over Michigan State in Big Ten Quarterfinals (March 6)... hit 2 free throws with 2 boards and a steal in win over #24 Northwestern in Big Ten Semifinals (March 7)... added a key three-pointer with an assist in Big Ten Championship game (March 8)... added 5 points with 4 rebounds, 3 assists and a steal in NCAA Tournament debut vs. New Mexico State (March 21).

## ► Before Maryland

Ranked the No. 51 overall player by Blue Star and No. 55 by All Star Girls Report... averaged 19.3 points, 6.2 assists and 4.6 rebounds per game through her high school career... McDonald's All-American nominee... Cleveland.com Player of the Year as a senior... Miss Basketball finalist as a junior... named a NOC All-Conference player in each of her four seasons and NOC Player of the Year... honored as an All-Star by the Cleveland Plain Dealer and as Player of the Year in her senior year... named First Team All-Ohio as a junior and senior and Third Team as a sophomore... served as team captain and was team MVP in her junior year... named Defensive Player of the Year as a junior... honored with Integrity & Hustle Award... also played softball and soccer at Solon High School... named a Cleveland Plain Dealer All-Star in soccer... named NOC All-Conference in last two years in soccer... named First Team All-Greater Cleveland and Second Team All-District in soccer as a junior... honored as Plain Dealer Player of the Year, NOC Player of the Year and team Offensive Player of the Year in softball as a junior... named NOC All-Conference in all four years in softball... honored as team MVP as a sophomore and served as team captain as a sophomore and a junior.

## ► Personal

Parents are Mark and Pat Confroy... has two brothers, Mark and Daniel... came to Maryland for the great staff, academics, family atmosphere and great opportunities which made it a dream come true... biology major... intends to become a sports doctor.

## ► CONFROY14-15 Game-By-Game

OPPONENT	MIN	FG-A	3FG-A	FT-A	O-D-R	PF	A	TO	BLK	S	TP
MOUNT ST. MARY'S	22	3-8	0-3	0-0	1-2-3	0	7	0	0	1	6
WAGNER	18	4-8	1-4	0-0	0-2-2	1	3	1	0	1	9
#25 SOUTH FLORIDA	20	4-7	3-5	0-0	1-0-1	1	1	0	0	0	11
at George Washington	14	0-2	0-2	0-0	0-4-4	0	0	1	0	0	0
LOYOLA	17	0-6	0-4	0-0	1-1-2	1	0	3	0	0	0
vs. #23 James Madison	8	0-0	0-0	0-0	0-0-0	0	0	0	0	0	0
vs. Washington State	15	2-4	0-2	1-1	1-2-3	0	0	1	0	0	5
at #1 Notre Dame	19	4-5	2-2	4-4	1-1-2	1	0	1	1	1	14
TOWSON	21	4-7	2-5	0-0	0-0-0	0	3	0	0	0	10
AMERICAN	19	3-5	3-5	2-2	0-4-4	1	2	2	0	0	11
at Coppin State	14*	2-6	1-4	2-2	0-3-3	1	1	2	0	0	7
OHIO STATE*	8	0-3	0-1	0-0	0-0-0	1	0	1	0	0	0
at #16 Nebraska*	7	0-1	0-0	0-0	0-0-0	0	0	0	0	0	0
PURDUE*	7	1-3	1-2	0-0	2-0-2	0	2	0	0	1	3
at #23 Minnesota*	5	0-0	0-0	0-0	0-1-1	0	2	0	0	0	0
at #22 Rutgers*	4	0-0	0-0	0-0	0-1-1	0	1	0	0	0	0
ILLINOIS*	15	2-4	0-1	0-0	2-0-2	1	3	0	0	0	4
MICHIGAN STATE*	16	3-5	2-3	0-0	0-4-4	0	1	0	0	1	8
at Indiana*	22	2-4	1-2	0-0	0-2-2	1	4	1	0	0	5
at Michigan*	5	0-0	0-0	0-0	0-1-1	2	0	0	0	0	0
#20 IOWA*	11	1-6	1-5	0-0	0-2-2	1	3	3	0	1	3
at Penn State*	9	1-4	1-3	0-0	0-0-0	0	0	1	0	0	3
#19 NEBRASKA*	13	1-5	1-2	0-0	0-1-1	1	0	3	0	0	3
#18 RUTGERS*					DNP						
at Michigan State*	4	1-4	1-2	0-0	0-0-0	0	0	0	0	1	3
at Wisconsin*	16	2-4	0-2	0-0	0-0-0	1	1	0	0	0	4
PENN STATE*	20	2-6	2-4	3-4	2-5-7	1	1	2	0	0	9
INDIANA*	5	0-0	0-0	0-0	0-0-0	0	0	0	0	0	0
at #25 Northwestern*	8	1-2	0-1	0-0	0-1-1	1	1	1	0	0	2
vs. Michigan State*	28	3-6	0-1	0-1	1-2-3	0	1	1	0	0	6
vs. #24 Northwestern^	13	0-6	0-4	2-2	1-1-2	1	0	0	0	1	2
vs. Ohio State^	6	1-1	1-1	0-0	0-0-0	0	1	0	0	0	3
NEW MEXICO STATE^A	26	1-3	0-1	3-3	1-3-4	0	3	1	0	1	5
#13 PRINCETON^A	4	0-1	0-0	0-0	0-0-0	0	1	0	0	0	0

## ► CONFROYSeason/Career Highs

SEASON HIGHS	CAREER HIGHS
POINTS	14 at #1 Notre Dame (12/3/14)
REBOUNDS	7 vs. Penn State (2/23/15)
FG MADE	4 (4X) last vs. Towson (12/7/14)
FG ATT.	8 (2X) last vs. Wagner (11/16/14)
3 FG MADE	3 (2X) last vs. American (12/12/14)
3 FG ATT.	5 (4X) last vs. #20 Iowa (2/1/15)
FT MADE	4 (2X) last vs. American (12/12/14)
FT ATT.	4 (3X) last vs. Penn State (2/23/15)
ASSISTS	7 vs. Mount St. Mary's (11/14/14)
BLOCKS	1 at #1 Notre Dame (12/3/14)
STEALS	1 (9X) last vs. New Mexico State (3/21/15)
MINUTES	28 vs. Michigan State (3/6/15)

## ► CONFROYMiscellaneous Stats

CATEGORY	SEASON	CAREER	LAST TIME
Double-Figure Scoring	4	4	11 vs. American (12/12/14)
Games with a three	15	15	1 vs. Ohio State (3/8/15)

## ► CONFROYCareer Statistics

Season	G-GS	MP-MPG	FG-FGA	PCT.	3FG-FGA	PCT.	FT-FTA	PCT.	OFF	DEF	REB	AVG	PF-FO	AST	TO	BLK	STL	PTS	AVG
2014-15	33-1	439-13.3	48-126	.381	23-71	.324	17-19	.895	14	43	57	1.7	17-0	42	25	1	9	136	4.1

# 2014-15 Maryland Women's Basketball



## #15 Chloe PAVLECH

Guard • 5-9 • Junior • 2V • Cincinnati, Ohio (Sycamore High School)

- ACC Rookie of the Week (1/28/13)
- ACC All-Freshmen Team (BRP, 2013)

► **Frese on Pavlech:** "Chloe is one of the most dynamic young people we've ever had in our program. Put her in any situation and she seems to figure out a way to be successful. She had a good freshmen season for us, then suffered some setbacks her sophomore year. Now, hopefully, we can get her back on track for her junior season."

### ► 2014-15 Season

Added 10 points with 2 steals and an assist in 15 minutes in season opener vs. The Mount (Nov. 14)...notched 2 assists, a steal and a bucket vs. Wagner (Nov. 16)...hit a key three in a stretch to seal a win vs. Loyola (Nov. 24)...added an assist and a steal in 18 minutes vs. Washington State (Nov. 29)...added 5 points with 4 assists vs. Towson (Dec. 7)...added 2 free throws and an assist off the bench vs. American (Dec. 12)...added a three-pointer, 4 assists and a steal in win at Coppin State (Dec. 21)...added 9 points, all in the first half, to help Terps to win over Purdue (Jan. 8)...hit a three in win at Michigan (Jan. 29)...grabbed a rebound, dished 2 assists and had a steal in win over Penn State (Feb. 23)...hit a big three and grabbed a rebound in win at #25 Northwestern to finish 18-0 in conference play (March 1).

### ► Before Maryland

Ranked No. 23 point guard on ESPN.com's Hoop Gurlz rankings with a scouts grade of 91... as a senior, averaged 14 ppg, 7 rpg, 5 apg, and 3 steals...Sporting News 2011 High School All-American Honorable Mention... Cincinnati Enquirer Division I All Area First Team as a junior... All-Southwest Ohio District 16 in both sophomore and junior years... named First Team All-Greater Miami Conference as a junior and sophomore...also earned First Team Coaches Association Honors as a junior in 2011...named Honorable Mention All-Ohio in 2011...Second Team All-Southwest District in 2011...served as team captain for Sycamore in sophomore and junior seasons ...played for Paula Hayden at Sycamore...also played for Tom Jenkins with Sports City U.

### ► Personal

Parents are Lauren Pavlech and Kelly Jackson...has eight siblings - Kelly, Jason, Christian, Taylor, Davonte, Kiah, Jayden, Grace...if she didn't play basketball she would be a bowler... lists former Terrapin Marissa Coleman as her sports heroine...when she heard about Coach Frese's son Tyler's leukemia diagnosis she got involved with leukemia awareness...has organized a flash mob...came to Maryland because it was her dream school...also considered Miami (FL), Notre Dame, Florida State, Louisville and Xavier... broadcast journalism major and wants to become a sports broadcaster or coach.

### ► PAVLECH14-15 Game-By-Game

OPPONENT	MIN	FG-A	3FG-A	FT-A	O-D-R	PF	A	TO	BLK	S	TP
MOUNT ST. MARY'S	15	3-6	2-3	2-2	0-1-1	3	1	1	0	2	10
WAGNER	18	1-3	0-2	0-0	0-1-1	1	2	0	0	1	2
#25 SOUTH FLORIDA					DNP						
at George Washington	2	0-0	0-0	0-0	0-0-0	0	1	1	0	0	0
LOYOLA	11	1-3	1-2	0-0	0-1-1	0	1	0	0	1	3
vs. #23 James Madison					DNP						
vs. Washington State	18	0-1	0-1	0-1	0-0-0	3	1	0	0	1	0
at #1 Notre Dame					DNP						
TOWSON	17	1-4	1-3	2-2	0-1-1	0	4	1	0	0	5
AMERICAN	13	0-1	0-1	2-2	0-0-0	1	1	0	0	0	2
at Coppin State	22	1-3	1-3	0-0	0-0-0	1	4	0	0	1	3
OHIO STATE*					DNP						
at #16 Nebraska*	6	0-0	0-0	0-0	0-0-0	1	0	1	0	0	0
PURDUE*	11	3-3	2-2	1-2	0-1-1	0	1	1	0	0	9
at #23 Minnesota*	4	0-1	0-1	0-0	0-0-0	1	0	0	0	0	0
at #22 Rutgers*					DNP						
ILLINOIS*	1	0-0	0-0	0-0	0-0-0	1	0	1	0	0	0
MICHIGAN STATE*	5	0-1	0-1	0-0	0-0-0	0	0	0	0	0	0
at Indiana*					DNP						
at Michigan*	3	1-1	1-1	0-0	0-0-0	0	1	0	0	0	3
#20 IOWA*	1	0-0	0-0	0-0	0-0-0	0	0	0	0	0	0
at Penn State*	3	0-2	0-2	0-0	0-0-0	0	1	0	0	0	0
#19 NEBRASKA*	1	0-1	0-0	0-0	0-0-0	0	0	0	0	0	0
#18 RUTGERS*					DNP						
at Michigan State*					DNP						
at Wisconsin*					DNP						
PENN STATE*	13	0-2	0-2	0-0	0-1-1	0	2	0	0	1	0
INDIANA*					DNP						
at #25 Northwestern*	4	1-1	1-1	0-0	0-1-1	0	0	0	0	0	3
vs. Michigan State^	4	0-0	0-0	0-0	0-0-0	0	0	0	0	0	0
vs. #24 Northwestern^					DNP						
vs. Ohio State^					DNP						
NEW MEXICO STATE^^	3	0-0	0-0	0-0	0-0-0	0	0	0	0	0	0
#13 PRINCETON^^					DNP						

### ► PAVLECH Season/Career Highs

	SEASON HIGHS	CAREER HIGHS
POINTS	10 vs. Mount St. Mary's (11/14/14)	20 vs. #24 Miami (1/10/13)
REBOUNDS	1 (6X) last at #25 Northwestern (3/1/15)	5 vs. Boston College (2/3/13)
FG MADE	3 (2X) last vs. Purdue (1/8/15)	8 vs. #24 Miami (1/10/13)
FG ATT.	6 vs. Mount St. Mary's (11/14/14)	11 vs. #24 Miami (1/10/13)
3 FG MADE	2 (2X) last vs. Purdue (1/8/15)	4 vs. Wake Forest (3/8/13)
3 FG ATT.	3 (3X) last at Coppin State (12/21/14)	6 (2X) last vs. #24 Miami (1/10/13)
FT MADE	2 (3X) last vs. American (12/12/14)	6 vs. #11 UNC (1/24/13)
FT ATT.	2 (4X) last vs. Purdue (1/8/15)	6 vs. #11 UNC (1/24/13)
ASSISTS	4 (2X) last at Coppin State (12/21/14)	8 (2X) last vs. Clemson (2/14/13)
BLOCKS		
STEALS	2 vs. Mount St. Mary's (11/14/14)	6 at Wake Forest (2/8/13)
MINUTES	22 at Coppin State (12/21/14)	42 vs. Wake Forest (3/8/13)

### ► PAVLECH Career Statistics

Season	G-GS	MP-MPG	FG-FGA	PCT.	3FG-FGA	PCT.	FT-FTA	PCT.	OFF	DEF	REB	AVG	PF-FO	AST	TO	BLK	STL	PTS	AVG
2012-13	34-31	1026-30.2	72-182	.396	32-86	.364	12-17	.706	9	39	48	1.4	53-0	137	92	0	33	188	5.5
2013-14	17-3	143-8.4	11-31	.355	4-20	.200	3-5	.600	3	9	12	0.7	11-0	12	4	0	3	29	1.7
2014-15	21-0	175-8.3	12-33	.364	9-25	.360	7-9	.778	0	7	7	0.3	12-0	19	7	0	7	40	1.9
CAREER	72-34	1344-18.7	95-246	.386	45-133	.338	22-31	.710	12	55	67	0.9	76-0	168	103	0	43	257	3.6

# 2014-15 Maryland Women's Basketball



## #22 TierneyPFIRMAN

Forward • 6-2 • Junior • 2V • Williamsport, Pa. (South Williamsport Jr/Sr HS)

- Terrapin Classic All-Tournament Team (2013)
- ACC Rookie of the Week (12/10/12)

**► Frese on Pfirmar:** "All of us have seen what Tierney can do on the court when she's healthy. She is a unique player with everything she brings- her vision, her passing, her size, her ability to score inside and out, as well as rebound. She has the tools to be really good. We've seen it in stretches and now we need it to become consistent. Tierney can make us a better basketball team."

### ► 2014-15Season

Added second career double-double in season opener vs. The Mount with 16 points, 11 rebounds, plus 2 assists and a steal (Nov. 14)...scored 10 points with 3 boards, 3 steals and a block vs. Wagner (Nov. 16)...added 5 key points and 2 rebounds in win at George Washington (Nov. 22)...added 3 rebounds, 3 assists and a steal in key run for win vs. Loyola (Nov. 24)...went 3-3 from the field with 3 rebounds and a steal in 12 minutes in win over #23 JMU (Nov. 28)...scored 12 points with 4 boards, 2 blocks and an assist in 22 minutes vs. Towson (Dec. 7)...added 8 points, 3 boards, 2 assists and a steal in win at Coppin State (Dec. 21)...went 7-12 from the field for 14 points with 6 rebounds, 4 assists and a steal vs. Ohio State (Dec. 29)...grabbed 7 defensive rebounds and 8 boards total with 2 buckets in win at #16 Nebraska (Jan. 3)...pulled down 9 rebounds with 6 assists and just 1 turnover vs. Purdue (Jan. 8)...grabbed 7 rebounds in 10 minutes in win at #23 Minnesota (Jan. 11)...hit two buckets with 3 boards and a steal in 8 minutes vs. Illinois (Jan. 18)...pulled down 5 boards in win over Michigan State (Jan. 22)...added 6 points, 7 rebounds and a block in win at Michigan (Jan. 29)...went 2-2 from the field and the line for 6 points with 4 rebounds in win over #20 Iowa (Feb. 1)...added 9 points and 5 rebounds in front of her hometown crowd at Penn State (Feb. 5)...scored 11 points, 9 in the second half run to seal the win, with 5 boards, 2 assists in win at Michigan State (Feb. 16)...scored 9 points with 7 boards, a block and 3 steals in win over Wisconsin (Feb. 19)...went 4-7 from the field for 8 points with 9 boards and a steal in win vs. Penn State (Feb. 23)...hit a bucket with a rebound, an assist, a block and a steal in win over Indiana (Feb. 26)...grabbed 5 rebounds in win at #25 Northwestern to finish 18-0 in conference play (March 1)...grabbed 2 rebounds with a block in win over Michigan State in the Big Ten Quarterfinals (March 6)...added 4 points, 3 rebounds, an assist, a block and a steal in win over #24 Northwestern in Big Ten Semifinals (March 7)...grabbed 4 rebounds with a steal in Big Ten Championship game (March 8)...added 11 points in key first half stretch with 7 points and a steal in NCAA Second Round win over #13 Princeton (March 23).

### ► BeforeMaryland

No. 5 Forward in the 2012 class and No. 22 overall player, according to ESPN.com's Hoop Gurtz rankings...earned a scouts grade of 95...scored 2,309 career points, second in Lycoming County history...averaged 24 ppg, 13 rpg, and 3 apg as a senior...four-time Associated Press All-State honoree... two-time Williamsport Sun-Gazette Female Athlete of the Year...ESPN Radio 104.1FM/1050AM Basketball Player of the Year in freshman, sophomore and junior seasons...made AP's All-State Third Team as a freshman, Second Team as a sophomore and First Team as a junior...named the Williamsport Sun-Gazette Player of the Year as a sophomore and as a junior...First Team All-Conference in Heartland III...coached by Mike Allison at South Williamsport...also played for the Lady Runnin' Rebels, where she was coached by Bill McDonough.

### ► Personal

Parents are Stephen and Kim Pfirmar...father played football at Rutgers...graduated from high school with honors...finished 6th in the state in javelin in high school...loves to watch movies, spend time with family and go hunting...chose Maryland for the family atmosphere, distance to home, and she loved the staff and players...also considered Rutgers, Florida, NC State, Vanderbilt, Iowa State and Delaware...early childhood education major.

### ► PFIRMAN14-15 Game-By-Game

OPPONENT	MIN	FG-A	3FG-A	FT-A	O-D-R	PF	A	TO	BLK	S	TP
MOUNT ST. MARY'S	17	7-8	0-0	2-2	5-6-11	2	2	2	0	1	16
WAGNER	17	5-9	0-0	0-0	2-1-3	1	0	0	1	3	10
#25 SOUTH FLORIDA	2	0-0	0-0	0-0	0-0-0	1	0	0	0	0	0
at George Washington	16	2-3	0-0	1-2	1-1-2	0	1	0	0	0	5
LOYOLA	18	1-5	0-0	0-0	1-2-3	0	3	1	0	1	2
vs. #23 James Madison	12	3-3	0-0	0-0	1-2-3	0	0	0	0	1	6
vs. Washington State	12	1-2	0-0	0-0	0-1-1	1	0	1	0	0	2
at #1 Notre Dame	6	1-2	0-0	0-0	0-1-1	0	0	0	0	0	2
TOWSON	22	6-9	0-0	0-0	2-2-4	1	1	1	2	0	12
AMERICAN	14	2-4	0-0	0-0	0-2-2	0	0	0	0	0	4
at Coppin State	17	4-8	0-0	0-0	1-2-3	0	2	0	0	1	8
OHIO STATE*	26	7-12	0-0	0-0	3-6-6	1	4	0	0	1	14
at #16 Nebraska*	21	2-4	0-1	0-0	1-7-8	0	0	1	0	0	4
PURDUE*	24	2-9	0-1	0-0	4-5-9	1	6	1	0	0	4
at #23 Minnesota*	10	1-4	0-0	0-0	2-5-7	0	0	1	0	0	2
at #22 Rutgers*	2	0-0	0-0	0-0	0-0-0	0	0	2	0	0	0
ILLINOIS*	8	2-2	0-0	0-0	2-1-3	0	0	2	0	1	4
MICHIGAN STATE*	17	0-5	0-0	1-2	3-2-5	1	0	0	0	0	1
at Indiana*					DNP						
at Michigan*	18	3-4	0-0	0-0	2-5-7	0	0	0	1	0	6
#20 IOWA*	12	2-2	0-0	2-2	1-3-4	0	0	1	0	0	6
at Penn State*	20	4-10	0-0	1-2	3-2-5	1	0	0	0	0	9
#19 NEBRASKA*	4	0-0	0-0	0-0	0-0-0	1	0	2	0	0	0
#18 RUTGERS*					DNP						
at Michigan State*	17	4-5	0-0	3-6	3-2-5	1	2	1	0	0	11
at Wisconsin*	22	4-6	0-0	1-2	1-6-7	0	0	0	1	3	9
PENN STATE*	17	4-7	0-0	0-0	3-6-9	1	0	2	0	1	8
INDIANA*	10	1-3	0-0	0-0	1-0-1	0	1	1	1	1	2
at #25 Northwestern*	6	0-2	0-0	0-0	2-3-5	1	0	1	0	0	0
vs. Michigan State*	8	0-0	0-0	0-0	1-1-2	1	0	1	1	0	0
vs. #24 Northwestern*	19	2-6	0-0	0-0	2-1-3	1	1	0	1	1	4
vs. Ohio State*	7	0-2	0-0	0-0	0-4-4	1	0	1	0	1	0
NEW MEXICO STATE**	7	1-2	0-0	0-0	0-0-0	0	0	0	0	0	2
#13 PRINCETON**	19	5-8	1-1	0-0	2-5-7	1	0	0	0	1	11

### ► PFIRMANSeason/Career Highs

	SEASON HIGHS	CAREER HIGHS
POINTS	16 vs. Mount St. Mary's (11/14/14)	17 vs. Virginia (12/6/12)
REBOUNDS	11 vs. Mount St. Mary's (11/14/14)	11 vs. Mount St. Mary's (11/14/14)
FG MADE	7 (2X) last vs. Ohio State (12/29/14)	7 (5X) last vs. Ohio State (12/29/14)
FG ATT.	12 vs. Ohio State (12/29/14)	18 vs. Virginia (12/6/12)
3 FG MADE	1 vs. #13 Princeton (3/23/15)	2 (2X) last vs. NC State (1/17/13)
3 FG ATT.	1 (3X) last vs. #13 Princeton (3/23/15)	8 vs. Virginia (12/6/12)
FT MADE	3 at Michigan State (2/16/15)	6 vs. Georgia Tech (1/19/14)
FT ATT.	6 at Michigan State (2/16/15)	8 vs. Georgia Tech (1/19/14)
ASSISTS	6 vs. Purdue (1/8/15)	8 at Towson (12/11/12)
BLOCKS	2 vs. Towson (12/7/14)	4 vs. Wofford (12/28/13)
STEALS	3 (2X) last at Wisconsin (2/19/15)	4 at #19 Nebraska (11/28/12)
MINUTES	26 vs. Ohio State (12/29/14)	31 at Virginia Tech (1/13/13)

### ► PFIRMANMiscellaneous Stats

CATEGORY	SEASON	CAREER	LAST TIME
Double-Figure Scoring	6	20	11 vs. #13 Princeton (3/23/15)
Double-Doubles	1	2	16 pts, 11 rebs vs. Mount St. Mary's (11/14/14)

### ► PFIRMANCareer Statistics

Season	G-GS	MP-MPG	FG-FGA	PCT.	3FG-FGA	PCT.	FT-FTA	PCT.	OFF	DEF	REB	AVG	PF-FO	AST	TO	BLK	STL	PTS	AVG
2012-13	21-12	417-19.9	63-172	.366	12-51	.235	16-24	.667	26	54	80	3.8	27-0	47	38	7	21	154	7.3
2013-14	34-0	452-13.3	77-163	.472	0-4	.000	20-32	.625	50	75	125	3.7	37-0	30	25	12	17	174	5.1
2014-15	32-0	447-14.0	76-146	.521	1-3	.333	11-18	.611	49	81	130	4.1	18-0	23	22	8	17	164	5.1
CAREER	87-12	1316-15.1	216-481	.449	13-58	.224	47-74	.635	125	210	335	3.9	82-0	100	85	27	55	492	5.7



# 2014-15 Maryland Women's Basketball



## #32 Shatori WALKER-KIMBROUGH

Guard • 5-11 • Sophomore • 1V • Aliquippa, Pa. (Hopewell High School)

- All-Big Ten First Team (Media, Coaches-2015)
- Big Ten Player of the Week Honor Roll (11/24/14; 12/16/14; 1/5/15)
- ACC Rookie of the Week (12/29/13; 1/6/14)
- Terrapin Classic All-Tournament Team (2013)

► **Frese on SWK:** "Shatori can be one of the best perimeter players we've had here at Maryland. She has all the tools and the drive to be great. Now it's just a matter of mastering the game. It's hard to not be really excited about Shatori's future. I want to help her achieve all her dreams."

### ► SWK14-15 Game-By-Game

OPPONENT	MIN	FG-A	3FG-A	FT-A	O-D-R	PF	A	TO	BLK	S	TP
MOUNT ST. MARY'S	15*	3-5	0-0	4-4	1-0-1	2	0	3	0	2	10
WAGNER	17*	1-5	0-0	4-4	2-3-5	0	1	1	0	0	6
#25 SOUTH FLORIDA	34*	9-13	1-2	6-6	0-5-5	2	1	2	1	3	25
at George Washington	36*	7-16	0-1	2-3	2-6-8	0	2	5	1	2	16
LOYOLA	23*	4-8	0-1	0-0	1-5-6	0	2	2	1	3	8
vs. #23 James Madison	28*	1-1	1-1	5-6	1-6-7	2	1	2	1	0	8
vs. Washington State	16*	2-4	1-2	0-0	0-5-5	2	1	2	2	1	5
at #1 Notre Dame	20*	0-6	0-2	2-2	0-3-3	1	1	1	0	1	2
TOWSON	20*	7-9	0-0	1-2	3-2-5	0	3	2	0	3	15
AMERICAN	27*	8-12	1-1	6-6	4-6-10	0	3	1	1	1	23
at Coppin State	22*	6-7	0-0	5-6	1-3-4	1	4	2	0	3	17
OHIO STATE*	35*	7-12	0-2	4-6	4-5-9	0	2	5	0	0	18
at #16 Nebraska*	35*	10-13	0-0	4-6	3-6-9	2	0	1	2	2	24
PURDUE*	31*	8-15	1-1	1-1	0-2-2	2	2	1	1	3	18
at #23 Minnesota*	37*	7-14	0-2	1-2	2-3-5	1	3	1	1	1	15
at #22 Rutgers*	38*	5-12	0-2	3-4	0-3-3	1	1	1	0	0	13
ILLINOIS*	32*	6-12	1-2	0-0	2-4-6	0	4	0	1	4	13
MICHIGAN STATE*	23*	4-10	1-3	2-2	3-3-6	3	4	1	0	0	11
at Indiana*	33*	6-10	0-1	6-8	2-4-6	3	3	6	0	4	18
at Michigan*	32*	9-14	2-2	0-0	1-6-7	2	2	4	1	1	20
#20 IOWA*	29*	4-9	0-0	1-2	0-5-5	4	2	1	0	0	9
at Penn State*	33*	10-14	0-1	1-2	3-2-5	2	2	0	0	1	21
#19 NEBRASKA*	31*	2-8	0-1	0-0	2-5-7	3	2	3	0	0	4
#18 RUTGERS*	38*	7-13	1-4	2-2	0-0-0	1	4	4	0	4	17
at Michigan State*	33*	6-9	0-2	3-3	2-6-8	5	3	5	1	3	15
at Wisconsin*	33*	8-13	1-1	0-0	2-3-5	2	1	0	0	1	17
PENN STATE*	28*	4-10	0-2	1-2	1-0-1	1	3	2	0	3	9
INDIANA*	33*	6-13	0-1	4-5	0-4-4	1	2	1	0	3	16
at #25 Northwestern*	40*	4-10	1-2	2-4	3-5-8	1	9	1	1	1	11
vs. Michigan State*	21*	2-5	0-0	5-6	0-6-6	5	5	3	1	1	9
vs. #24 Northwestern^	25*	2-7	0-2	0-0	1-5-6	2	1	4	0	0	4
vs. Ohio State^	35*	5-18	1-2	2-3	3-3-6	1	3	2	0	1	13
NEW MEXICO STATE^^	28*	4-8	2-3	0-0	0-5-5	1	0	5	1	1	10
#13 PRINCETON^^	35*	4-12	0-1	2-2	1-3-4	3	0	1	1	1	10

### ► SWKSeason/Career Highs

	SEASON HIGHS	CAREER HIGHS
POINTS	25 vs. #25 USF (11/19/14)	25 vs. #25 USF (11/19/14)
REBOUNDS	10 vs. American (12/12/14)	10 vs. American (12/12/14)
FG MADE	10 (2X) last at Penn State (2/5/15)	10 (2X) last at Penn State (2/5/15)
FG ATT.	18 vs. Ohio State (3/8/15)	18 vs. Ohio State (3/8/15)
3 FG MADE	2 (2X) last vs. New Mexico State (3/21/15)	4 vs. Wofford (12/28/13)
3 FG ATT.	4 vs. #18 Rutgers (2/10/15)	6 vs. Wake Forest (1/9/14)
FT MADE	6 (3X) last at Indiana (1/25/15)	6 (3X) last at Indiana (1/25/15)
FT ATT.	8 at Indiana (1/25/15)	8 (2X) last at Indiana (1/25/15)
ASSISTS	9 at #25 Northwestern (3/1/15)	9 at #25 Northwestern (3/1/15)
BLOCKS	2 (2X) last at #16 Nebraska (1/3/15)	2 (3X) last at #16 Nebraska (1/3/15)
STEALS	4 (3X) last vs. #18 Rutgers (2/10/15)	4 (3X) last vs. #18 Rutgers (2/10/15)
MINUTES	40 at #25 Northwestern (3/1/15)	40 at #25 Northwestern (3/1/15)

### ► SWKMiscellaneous Stats

CATEGORY	SEASON	CAREER	LAST TIME
Double-Figure Scoring	24	43	10 vs. #13 Princeton (3/23/15)
5+ rebounds	25	30	5 vs. New Mexico State (3/21/15)
Games with a three	13	27	2 vs. New Mexico State (3/21/15)
Double-Doubles	1	1	23 pts, 10 rebs vs. American (12/12/14)

### ► 2014-15Season

Has started in all games...named to All-Big Ten First Team by both the media and coaches...made first career start and added 10 points with 2 steals in 15 minutes vs. The Mount in the season opener (Nov. 14)...scored career-high 25 points, including 17 in the first half, with 5 rebounds and 3 steals vs. #25 USF (Nov. 19)...added 16 points with 8 rebounds, 2 assists and 2 steals in win at George Washington (Nov. 22)...named to Big Ten Player of the Week Honor Roll (Nov. 24)...added 8 points with 6 rebounds, 2 assists and 3 steals vs. Loyola (Nov. 24)...went 5-6 from the free throw line for 8 points with 7 rebounds, an assist and a block in win over #23 JMU (Nov. 28)...added 5 points, 5 rebounds, 2 blocks vs. Washington State (Nov. 29)...went 7-9 from the field for 15 points with 5 boards, 3 assists and 3 steals vs. Towson (Dec. 7)...scored 23 points with career-high 10 rebounds for first career double-double with 3 assists, a block and a steal vs. American (Dec. 12)...named to the Big Ten Player of the Week Honor Roll (Dec. 16)...scored 17 points off 6-7 shooting from the field with 4 rebounds, 4 assists and 3 steals (Dec. 21)...added 18 points with 9 rebounds and 2 assists vs. Ohio State (Dec. 29)...scored 24 points, including 18 in the first half to carry the Terps, with 9 rebounds, 2 blocks and 2 steals at #16 Nebraska (Jan. 3)...named to the Big Ten Player of the Week Honor Roll for her performance at #16 Nebraska (Jan. 5)...led team with 18 points, 2 rebounds, 2 assists, 3 steals and a block vs. Purdue (Jan. 8)...scored 15 points, 12 in the first half, with 5 boards, 3 assists, a block and a steal in win over #23 Minnesota (Jan. 11)...added 13 points with 3 rebounds and an assist in win at #15 Rutgers (Jan. 15)...scored 13 points with 6 rebounds, 4 assists, 4 steals and a block vs. Illinois (Jan. 18)...added 11 points with 6 boards and 4 assists in win vs. Michigan State (Jan. 22)...added 18 points with 6 boards, 3 assists and 4 steals in win at Indiana (Jan. 25)...scored 20 points with 7 rebounds, 2 assists, a block and a steal in win at Michigan (Jan. 29)...scored 9 points with 5 boards and 2 assists in win over #20 Iowa (Feb. 1)...led the team with 21 points, 5 rebounds, 2 assists and a steal in win at Penn State (Feb. 5)...added 4 points with 7 boards, 2 assists in win vs. #19 Nebraska (Feb. 8)...scored 17 points with 4 assists and 4 steals in win vs. #18 Rutgers (Feb. 10)...went 6-9 from the field for 15 points with 8 rebounds, 3 assists, a block and 3 steals in win at Michigan State (Feb. 16)...scored 17 points with 5 rebounds, an assist and a steal in win at Wisconsin (Feb. 19)...added 9 points with 3 assists and 3 steals in win over Penn State (Feb. 23)...added 16 points with 4 boards and 3 steals in win over Indiana (Feb. 26)...added 11 points, career-high 9 assists and 8 boards in 40 minutes in win at #25 Northwestern to finish 18-0 in conference play (March 1)...added 9 points with 6 boards, 5 assists, a block and a steal in 21 minutes in win vs. Michigan State in Big Ten Quarterfinals (March 6)...added 4 points, 6 rebounds and an assist in win over #24 Northwestern in Big Ten Semifinals (March 7)...scored 13 points, 11 in the second half, with 6 rebounds, 3 assists and a steal in win in Big Ten Championship game (March 8)...added 10 points, 5 rebounds, a block and a steal in NCAA First Round win over New Mexico State (March 21)...added 10 points with 4 rebounds, a block and a steal in NCAA Second Round win over #13 Princeton (March 23).

### ► BeforeMaryland

Ranked the No. 38 player by Blue Star Report...No. 6 wing and No. 43 overall player in the class of 2013, according to ESPN HoopGurlz recruit rankings...averaged 28.3 points, 10.1 rebounds and 6.8 steals as a senior in 2012-13 and owns school's scoring record...named the Pittsburgh Post-Gazette's Player of the Year as a junior and senior...named the overall Athlete of the Year by the Pittsburgh Tribune, Beaver County Times, and Pittsburgh Post-Gazette...Gatorade Player of the Year for the state of Pennsylvania as a senior...led her team to the WPIAL Championship and the Pennsylvania 3-A State Semifinals as a junior...in the four playoff games of the championship run, she averaged 31 points per game...in the championship game, she scored 35 of her team's 50 points...named the WPIAL Girls Athlete of the Year as a junior...First Team All-State (Class AAA) in sophomore, junior and senior seasons...also played volleyball and helped team win a WPIAL championship as a junior and has been a First Team All-State selection all three years...competed in the triple jump for track team...finished third in the WPIAL as a sophomore and fourth as a junior...played for Jeff Homziak at Hopewell Area High School and Ron Mumbray with the Western Pennsylvania Bruins.

### ► Personal

Shatori Walker-Kimbrough...parents are Andrea Kimbrough and Vance Walker...knew she wanted to come to Maryland after an unofficial visit...letters and sciences major...wants to be successful and give back to the people that gave to her...three-sport athlete that had offers to play volleyball, run track and play basketball in college...recruited by Penn State volleyball and Notre Dame, Pitt and Duquesne for basketball.

### ► SWKCareer Statistics

Season	G-GS	MP-MPG	FG-FGA	PCT.	3FG-FGA	PCT.	FT-FTA	PCT.	OFF	DEF	REB	AVG	PF-FO	AST	TO	BLK	STL	PTS	AVG
2013-14	35-0	606-17.3	122-255	.478	23-58	.397	59-77	.766	43	58	101	2.9	54-0	54	48	8	42	326	9.3
2014-15	34-34	996-29.3	178-347	.513	15-47	.319	79-99	.798	50	132	182	5.4	56-3	77	75	18	54	450	13.2
CAREER	69-34	1602-23.2	300-602	.498	38-105	.362	138-176	.784	93	190	283	4.1	110-3	131	123	26	96	776	11.2

# 2014-15 Maryland Women's Basketball

## #33 A'Lexus HARRISON

Forward • 6-0 • Redshirt Freshman • HS • Baltimore, Md. (Digital Harbor High School)



► **Frese on Harrison:** "A'Lexus has athletic gifts that few other young women possess. With our ability to develop players, she has a chance to become a really unique player in the women's game one day."

### ► 2014-15 Season

Sat out first game vs. Mount St. Mary's with a foot injury (Nov. 14)...scored 6 points with 3 steals and 4 rebounds in 9 minutes in first career game (Nov. 16)...grabbed 7 boards with 2 free throws vs. #25 USF (Nov.

19)...scored a quick 5 points off the bench and finished with 7, 3 rebounds and 2 steals in 14 minutes in win at George Washington (Nov. 22)...added 6 points with 4 rebounds, 4 assists and 2 steals vs. Loyola (Nov. 24)...went 2-2 from the field with 4 boards and 2 blocks in 14 minutes vs. #23 JMU (Nov. 28)...grabbed 4 rebounds in 11 minutes at #1 Notre Dame (Dec. 3)...grabbed 6 rebounds with an assist and a bucket in 12 minutes vs. Towson (Dec. 7)...added 3 boards, a block and 2 steals in 11 minutes vs. American (Dec. 12)...went 5-8 from the field for a career-high 12 points with 8 rebounds and 4 steals in win at Coppin State (Dec. 21)...grabbed 4 rebounds in 8 minutes off the bench in win at #16 Nebraska (Jan. 3)...grabbed 5 rebounds with a bucket and an assist in 8 minutes in win over Purdue (Jan. 8)...added a key bucket in win at #23 Minnesota (Jan. 11)...added a bucket and 2 rebounds in win at #22 Rutgers (Jan. 15)...had a bucket with 5 rebounds and an assist vs. Illinois (Jan. 18)...grabbed 5 rebounds in 8 minutes vs. Michigan State (Jan. 22)...scored a key bucket in Terps' win at Indiana (Jan. 25)...grabbed 5 rebounds in 5 minutes in win at Michigan (Jan. 29)...added 7 points with 2 steals in win at Penn State (Feb. 5)...added an assist and a steal in win vs. #19 Nebraska (Feb. 8)...pulled down a career-high 12 boards with 7 points, 3 assists, a block and a steal in career-best 27 minutes in win vs. #18 Rutgers (Feb. 10)...added 5 points with 2 boards and a steal in 10 minutes vs. Penn State (Feb. 23)...grabbed 3 rebounds with a steal and a bucket in win over Indiana (Feb. 26).

### ► Before Maryland

The No. 28 player in Blue Star Report's rankings...ranked No. 70 overall player and No. 18 forward in the class of 2013, according to ESPN's HoopGurlz....four year starter at Digital Harbor and that became a double-double machine ...averaged 14 points and 13 rebounds as a senior, amassing 1,465 career points, 1,300 rebounds, 565 assists and 245 blocks...led Rams to Baltimore City Division I title as a senior in 2012-13...named to the Baltimore Sun's First Team All-Metro as a Junior and Senior and Second Team as a sophomore...as a junior, became the second player in school history to break the 1100-point mark and 1000-rebound plateau...has grabbed 20 or more rebounds in seven games and career high is 25...helped lead her team to back to back state Final Fours as a freshman and a sophomore, despite losing talented seniors...played for Patrick McDonald at Digital Harbor.

### ► Personal

A'Lexus Harrison...daughter of Kim and Quann Harrison...has one brother, Quann Harrison, Jr....father, Quann, played football at Towson...mother, Kim, played basketball at Miami and then played overseas...was invited to the White House with the Super Bowl champion Baltimore Ravens...grew up playing football for her local recreation league...played quarterback...chose Maryland because it was her dream school since she was 12...also considered West Virginia, Miami and Rutgers...communications major that wants to be a sports broadcaster one day.

### ► HARRISON 14-15 Game-By-Game

OPPONENT	MIN	FG-A	3FG-A	FT-A	O-D-R	PF	A	TO	BLK	S	TP
MOUNT ST. MARY'S					DNP						
WAGNER	9	3-3	0-0	0-0	2-2-4	0	0	0	0	3	6
#25 SOUTH FLORIDA	17	0-0	0-0	2-2	1-6-7	3	0	2	0	0	2
at George Washington	14	3-4	0-0	1-3	0-3-3	1	0	3	0	2	7
LOYOLA	17	3-6	0-0	0-0	3-1-4	2	4	2	0	2	6
vs. #23 James Madison	14	2-2	0-0	0-0	1-3-4	2	0	0	2	0	4
vs. Washington State	15	0-1	0-0	0-1	2-4-6	4	1	1	2	0	0
at #1 Notre Dame	11	0-4	0-0	0-0	4-0-4	2	0	2	0	0	0
TOWSON	12	1-2	0-0	0-0	0-6-6	4	1	0	0	0	2
AMERICAN	11	0-3	0-0	0-0	0-3-3	2	0	2	1	2	0
at Coppin State	26	5-8	0-0	2-3	3-5-8	4	0	1	0	4	12
OHIO STATE*	2	0-1	0-0	0-0	1-1-2	1	0	2	0	0	0
at #16 Nebraska*	8	0-0	0-0	0-0	0-4-4	1	0	1	0	0	0
PURDUE*	8	1-2	0-0	0-0	2-3-5	2	1	0	0	0	2
at #23 Minnesota*	2	1-1	0-0	0-0	0-0-0	0	0	0	0	0	0
at #22 Rutgers*	13	1-4	0-0	0-0	1-1-2	4	0	0	0	0	2
ILLINOIS*	11	1-1	0-0	0-0	4-1-5	1	1	1	0	0	2
MICHIGAN STATE*	8	0-1	0-0	0-0	4-1-5	5	0	1	0	0	0
at Indiana*	7	1-1	0-0	0-0	0-0-0	2	0	1	0	0	2
at Michigan*	5	0-0	0-0	0-0	2-3-5	0	1	0	0	0	0
#20 IOWA*	1	0-0	0-0	0-0	0-0-0	0	0	0	0	0	0
at Penn State*	13	3-3	0-0	1-2	0-0-0	2	1	0	0	2	7
#19 NEBRASKA*	8	0-1	0-0	0-0	0-0-0	0	1	1	0	1	0
#18 RUTGERS*	27	2-6	0-0	3-4	8-4-12	1	3	1	1	1	7
at Michigan State*	12	0-0	0-0	0-0	1-1-2	1	0	0	0	0	0
at Wisconsin*	4	0-0	0-0	0-0	0-0-0	1	0	0	0	0	0
PENN STATE*	10	2-2	0-0	1-1	0-2-2	3	0	0	0	1	5
INDIANA*	13	1-1	0-0	0-0	0-3-3	2	0	2	0	1	2
at #25 Northwestern*	8	0-0	0-0	0-0	1-0-1	0	0	0	0	0	0
vs. Michigan State^	2	0-0	0-0	0-0	0-0-0	0	0	0	0	0	0
vs. #24 Northwestern^	1	0-0	0-0	0-0	0-0-0	0	0	0	0	0	0
vs. Ohio State^	3	0-0	0-0	0-0	0-0-0	0	0	0	0	0	0
NEW MEXICO STATE^^	1	0-0	0-0	0-0	0-0-0	0	0	0	0	0	0
#13 PRINCETON^^	2	0-0	0-0	0-0	0-0-0	1	0	0	0	0	0

### ► HARRISON Season/Career Highs

SEASON HIGHS	CAREER HIGHS
POINTS	12 at Coppin State (12/21/14)
REBOUNDS	12 vs. #18 Rutgers (2/10/15)
FG MADE	5 at Coppin State (12/21/14)
FG ATT.	8 at Coppin State (12/21/14)
3 FG MADE	
3 FG ATT.	
FT MADE	3 vs. #18 Rutgers (2/10/15)
FT ATT.	4 vs. #18 Rutgers (2/10/15)
ASSISTS	4 vs. Loyola (11/24/14)
BLOCKS	2 (2X) last vs. Washington State (11/29/14)
STEALS	4 at Coppin State (12/21/14)
MINUTES	27 vs. #18 Rutgers (2/10/15)

### ► HARRISON Career Statistics

Season	G-GS	MP-MPG	FG-FGA	PCT.	3FG-FGA	PCT.	FT-FTA	PCT.	OFF	DEF	REB	AVG	PF-FO	AST	TO	BLK	STL	PTS	AVG
2013-14																			
2014-15	34-0	314-9.5	30-57	.526	0-0	.000	10-16	.625	40	57	97	2.9	51-1	14	23	6	19	70	2.1

# 2014-15 Maryland Women's Basketball



## #42 Brionna JONES

Center • 6-3 • Sophomore • 1V • Havre de Grace, Md. (Aberdeen High School)

- All-Big Ten First Team (Coaches - 2015)
- All-Big Ten Second Team (Media - 2015)
- Big Ten Player of the Week Honor Roll (12/30/14; 1/19/15; 2/24/15)

► **Frese on Jones:** "Bri is everything a coach could want and we are incredibly proud of how much she achieved last season. And it's just the beginning, because she has a chance to have a really terrific career here. She is a force around the basket and has a pair of the best hands you'll see. She also is an outstanding student. She's a great example of a great family raising a great young lady."

### ► 2014-15 Season

Has started in all games...named to the All-Big Ten First Team by the coaches and All-Big Ten Second Team by the media...added 10 points with 5 boards, 4 blocks and 2 steals in season opener vs. The Mount (Nov. 14)...picked up second career double-double with 10 points, 10 boards, plus a steal vs. Wagner (Nov. 16)...grabbed 7 rebounds with 6 points in win at George Washington (Nov. 22)...added 12 points, 7 rebounds, an assist, a block and a steal vs. Loyola (Nov. 24)...added 10 points with 7 rebounds, 3 blocks and a steal vs. #23 JMU (Nov. 28)...notched a career-high 23 points with 5 rebounds in 32 minutes vs. Washington State (Nov. 29)...scored 17 points with 8 boards, an assist and a block in 16 minutes vs. Towson (Dec. 7)...added 11 points with 6 boards and a steal in 12 minutes vs. American (Dec. 12)...went 5-7 from the field for 12 points with 7 rebounds, an assist and a steal at Coppin State (Dec. 21)...tied her career-high 23 points with a career-high 14 rebounds and 4 blocks vs. Ohio State (Dec. 29)...named to the Big Ten Player of the Week Honor Roll (Dec. 30)...fought through foul trouble for 6 points, 3 rebounds and 3 assists in 16 minutes at #16 Nebraska (Jan. 3)...scored 16 points with career-high 17 rebounds, 2 assists, 2 steals in career-high 33 minutes (Jan. 8)...fought through foul trouble for 11 points, 5 rebounds, 2 blocks and a steal in 18 minutes in win at #23 Minnesota (Jan. 11)...picked up fourth double-double of the season with 12 points, 14 rebounds, 2 blocks and a steal in win at #22 Rutgers (Jan. 15)...picked up fifth career double-double with 24 points, 14 rebounds, plus 2 steals and 6 blocks vs. Illinois (Jan. 18)...named to the Big Ten Player of the Week Honor Roll (Jan. 19)...scored 12 points with 6 boards and 2 steals in win over Michigan State (Jan. 22)...added her sixth double-double of the year with 10 points, 14 rebounds, plus 3 blocks in win at Indiana (Jan. 25)...picked up seventh career double-double with 13 points and 13 rebounds with 2 blocks in win at Michigan (Jan. 29)...picked up eighth double-double of the year with 19 points and 15 rebounds, including 17 and 10 in the second half, in win over #20 Iowa (Feb. 1)...pulled down 11 rebounds with 5 points, an assist, a block and a steal in 15 minutes at Penn State (Feb. 5)...added 12 points with 9 boards, 2 assists, 3 blocks and a steal in win vs. #19 Nebraska (Feb. 8)...scored 17 points and 11 rebounds with 2 assists, 3 blocks and a steal in win at Michigan State (Feb. 16)...scored 20 points with 15 rebounds, 2 steals, a block and an assist in win at Wisconsin (Feb. 19)...led team with 17 points in win over Penn State (Feb. 23)...named to the Big Ten Player of the Week Honor Roll (Feb. 24)...added 5 points, 6 boards, a block and an assist in win over Indiana (Feb. 26)...added 11th double-double of the year with 14 points, 13 rebounds and 3 blocks in win at #25 Northwestern to finish 18-0 in conference play (March 1)...added 9 points with 7 rebounds and 2 steals in win over Michigan State in the Big Ten Quarterfinals (March 6)...added 8 points and 9 boards in Big Ten Semifinals win over #24 Northwestern (March 7)...added 6 points with 6 rebounds in Big Ten Championship game (March 8)...added 10 points and 10 rebounds, almost all in the second half, in win vs. #13 Princeton in NCAA Second Round (March 23).

### ► Before Maryland

Ranked No. 48 player overall by Blue Star Report...the No. 7 post player and No. 55 overall player in ESPN HoopGurlz's recruit rankings...averaged 23.5 points per game, 11.6 rebounds and 4.2 blocks per game through her junior season...tore her right ACL in January of her season...led team to 3A state championship as a junior...named Baltimore Sun All-Metro Player of the Year as a junior...named First Team All-Metro by The Sun as a sophomore and a junior...in regional championship game her junior year, scored a career-high 40 points...scored 25 points and 13 rebounds in 2012 state championship victory...695hoops Player of the Year as a sophomore and a junior...helped lead AAU Team, Fairfax Stars, to the Chicago Tournament of Champions Elite 8, USJN Final Four and Nike National Silver Bracket Final Four in 2012...attended the Nike Skills Academy in 2011 and 2012 and was named one of top five post players...team won Chicago Tournament of Champions in 2011...also played volleyball...played for Stacy Liles at Aberdeen High School and Aggie McCormick-Dix on the Fairfax Stars.

### ► Personal

Brionna Jones...daughter of Michael and Sancierhea Jones...has three siblings - Jarred, Stephanie and Jordan...mother played college volleyball at East Texas State, father played college basketball at Hartford and brother, Jarred, plays college basketball at Loyola (Md.)...came to Maryland because she loved the campus and the coaches and players made her feel like she could help them accomplish great things...also considered Virginia, Georgetown, South Carolina and Delaware...kinesiology major...wants to be a pediatrician.

### ► JONES 14-15 Game-By-Game

OPPONENT	MIN	FG-A	3FG-A	FT-A	O-D-R	PF	A	TO	BLK	S	TP
MOUNT ST. MARY'S	16*	5-7	0-0	0-1	1-4-5	4	0	1	4	3	10
WAGNER	16*	4-6	0-0	2-2	3-7-10	0	0	0	0	1	10
#25 SOUTH FLORIDA	17*	3-6	0-0	0-0	0-3-3	4	1	3	0	2	6
at George Washington	22*	3-3	0-0	0-0	2-5-7	5	1	0	0	0	6
LOYOLA	16*	4-9	0-0	4-5	6-1-7	1	1	4	1	1	12
vs. #23 James Madison	29*	4-8	0-0	2-3	3-4-7	1	0	2	3	1	10
vs. Washington State	32*	9-15	0-0	5-6	4-1-5	4	0	1	0	2	23
at #1 Notre Dame	24*	1-5	0-0	2-2	2-3-5	4	0	3	0	1	4
TOWSON	16*	7-13	0-0	3-4	6-2-8	0	1	1	1	0	17
AMERICAN	12*	3-3	0-0	5-6	2-4-6	4	0	2	0	1	11
at Coppin State	18*	5-7	0-0	2-6	5-2-7	3	1	5	0	1	12
OHIO STATE*	27*	9-13	0-0	5-8	7-7-14	3	0	2	4	0	23
at #16 Nebraska*	16*	3-4	0-0	0-0	1-2-3	4	3	3	1	0	6
PURDUE*	33*	8-13	0-0	0-1	9-8-17	2	2	2	0	2	16
at #23 Minnesota*	18*	5-11	0-0	1-1	4-1-5	4	0	3	2	1	11
at #22 Rutgers*	36*	6-12	0-0	0-2	6-8-14	5	1	4	2	1	12
ILLINOIS*	32*	9-16	0-0	6-9	8-6-14	2	0	4	6	2	24
MICHIGAN STATE*	21*	5-8	0-0	2-3	3-3-6	3	1	3	0	2	12
at Indiana*	24*	5-7	0-0	0-0	4-10-14	4	0	2	3	0	10
at Michigan*	28*	6-14	0-0	1-2	4-9-13	2	0	2	2	0	13
#20 IOWA*	26*	6-8	0-0	7-9	9-6-15	4	1	1	0	2	19
at Penn State*	15*	2-6	0-0	1-1	6-5-11	2	1	1	1	1	5
#19 NEBRASKA*	31*	4-7	0-1	4-4	4-5-9	2	2	0	3	1	12
#18 RUTGERS*	15*	3-4	0-0	2-2	2-5-7	4	2	1	0	0	8
at Michigan State*	33*	6-7	0-0	5-10	4-7-11	4	2	3	3	1	17
at Wisconsin*	33*	7-12	0-0	6-10	7-8-15	2	1	2	1	2	20
PENN STATE*	23*	8-12	0-0	1-5	2-2-4	1	1	2	1	0	17
INDIANA*	23*	2-7	0-0	1-3	3-3-6	2	1	1	1	0	5
at #25 Northwestern*	33*	6-6	0-0	2-5	4-9-13	2	0	2	3	1	14
vs. Michigan State*	33*	3-6	0-0	3-5	3-4-7	1	0	2	0	2	9
vs. #24 Northwestern^	21*	4-7	0-0	0-3	6-3-9	2	0	0	0	1	8
vs. Ohio State^	14	3-3	0-0	0-0	4-2-6	4	1	1	1	0	6
NEW MEXICO STATE^^	28*	7-10	0-0	8-9	6-6-12	3	1	1	1	2	22
#13 PRINCETON^^	29*	3-6	0-0	4-7	6-4-10	2	0	1	1	0	10

### ► JONES Season/Career Highs

	SEASON HIGHS	CAREER HIGHS
POINTS	24 vs. Illinois (1/18/15)	24 vs. Illinois (1/18/15)
REBOUNDS	17 vs. Purdue (1/8/15)	17 vs. Purdue (1/8/15)
FG MADE	9 (3X) last vs. Illinois (1/18/15)	9 (3X) last vs. Illinois (1/18/15)
FG ATT.	16 vs. Illinois (1/18/15)	16 vs. Illinois (1/18/15)
3 FG MADE		
3 FG ATT.	1 vs. #19 Nebraska (2/8/15)	1 vs. #19 Nebraska (2/8/15)
FT MADE	8 vs. New Mexico State (3/21/15)	8 vs. New Mexico State (3/21/15)
FT ATT.	10 (2X) last at Wisconsin (2/19/15)	10 (2X) last at Wisconsin (2/19/15)
ASSISTS	3 at #16 Nebraska (1/3/15)	3 at #16 Nebraska (1/3/15)
BLOCKS	6 vs. Illinois (1/18/15)	6 vs. Illinois (1/18/15)
STEALS	2 (9X) last vs. Michigan State (3/6/15)	3 vs. Clemson (2/9/14)
MINUTES	36 at #22 Rutgers (1/15/15)	36 at #22 Rutgers (1/15/15)

### ► JONES Miscellaneous Stats

CATEGORY	SEASON	CAREER	LAST TIME
Double-Figure Scoring	24	34	10 vs. #13 Princeton (3/23/15)
10-plus rebounds	14	16	10 vs. #13 Princeton (3/23/15)
Double-Doubles	13	14	10 pts, 10 rebs vs. #13 Princeton (3/23/15)

### ► JONES Career Statistics

Season	G-GS	MP-MPG	FG-FGA	PCT.	3FG-FGA	PCT.	FT-FTA	PCT.	OFF	DEF	REB	AVG	PF-FO	AST	TO	BLK	STL	PTS	AVG
2013-14	35-14	566-16.2	102-168	.607	0-0	.000	36-65	.554	54	105	159	4.5	70-2	12	41	18	23	240	6.9
2014-15	34-34	810-23.8	168-281	.598	0-1	.000	84-134	.627	146	159	305	9.0	94-2	25	65	45	34	420	12.4
CAREER	69-48	1376-19.9	270-449	.601	0-1	.000	120-199	.603	200	264	464	6.7	164-4	37	106	63	57	660	9.6



## 2014-15 Maryland Women's Basketball



**0 AJA ELLISON**  
F • 6-3 • Fr.-HS  
Voorhees, N.J.  
Life Center Academy



**1 LAURIN MINCY**  
G • 6-0 • R-Sr.-3V  
Newark, N.J.  
University High School



**2 KIARA LESLIE**  
G • 6-0 • Fr.-HS  
Holly Springs, N.C.  
Holly Springs High School



**3 BRENE MOSELEY**  
G • 5-7 • R-Jr.-2V  
Burtonsville, Md.  
Paint Branch High School




**4 LEXIE BROWN**  
G • 5-9 • So.-1V  
Suwanee, Ga.  
North Gwinnett High School



**5 MALINA HOWARD**  
C • 6-4 • Jr.-2V  
Twinsburg, Ohio  
Twinsburg High School



**12 KRISTEN CONFROY**  
G • 5-8 • Fr.-HS  
Solon, Ohio  
Solon High School



**15 CHLOE PAVLECH**  
G • 5-9 • Jr.-2V  
Cincinnati, Ohio  
Sycamore High School




**22 TIERNEY PFIRMAN**  
F • 6-2 • Jr.-2V  
Williamsport, Pa.  
South Williamsport Jr./Sr.  
High School



**32 SHATORI WALKER-KIMBROUGH**  
G • 5-11 • So.-1V  
Aliquippa, Pa.  
Hopewell High School



**33 A'LEXUS HARRISON**  
F • 6-0 • R-Fr.-HS  
Baltimore, Md.  
Digital Harbor High School



**42 BRIONNA JONES**  
C • 6-3 • So.-1V  
Havre de Grace, Md.  
Aberdeen High School



**Brenda Frese**  
Head Coach  
Arizona '93  
13th year at Maryland  
16th year overall



**Tina Langley**  
Associate Head Coach  
West Alabama '96  
Seventh year at Maryland  
17th year overall



**Marlin Chinn**  
Assistant Coach  
Hampton '92  
Sixth year at Maryland  
17th year overall



**Shay Robinson**  
Assistant Coach  
Central Florida '07  
First year at Maryland  
Fourth year overall



**Libby Ellis**  
Director of Operations  
Maryland '12  
Second year at Maryland  
Second year overall

# MediaSERVICES

### Contacts and Interviews

Contact Rose DiPaula, assistant media relations director, for weekly interviews or information regarding Maryland basketball.

Practices are open to the media. Contact the Maryland media relations office for weekly schedules or other media needs. No interviews shall be granted on game days, until a postgame press conference.

Media Relations Office – (301) 314-7064  
Media Relations Fax – (301) 314-9094  
DiPaula's Office line – (301) 314-7063  
DiPaula's cell - (443) 417-5266  
DiPaula's email – [rdipaula@umd.edu](mailto:rdipaula@umd.edu)

### GAMEDAY

#### Gameday Media Parking

Parking is free and open after 4 p.m. in the lots surrounding the XFINITY Center on gamedays. For other arrangements, please contact the media relations office.

#### Media Seating and Media Work Room

The courtside media area and work room both are at the northeast corner of the arena. Both are available for working media only. Seats in both are open.

Located on the court level of XFINITY Center, the work room is directly across from the men's basketball locker room and directly behind the courtside area. They are connected by the tunnel area adjacent to the loading dock and service entrance on the arena's northeast corner.

The work room opens well before game time and media representatives are welcome upon arrival at the arena.

### POSTGAME

#### Postgame News Conference

Head coach Brenda Frese and select players will be available for interviews in a press conference in the media work room. The Maryland locker room is closed.

The visiting team's locker room access policy is determined by officials of that school. Upon request, visiting players and coaches can come to the media work room as well.

#### Maryland News & Notes by E-Mail

Basketball news and releases from the Maryland athletic media relations office may be obtained instantly via email by contacting ROSE DIPAULA at [rdipaula@umd.edu](mailto:rdipaula@umd.edu). List TERP NEWS in the subject heading, and include the name of your media outlet and phone number in your message.

#### Maryland on the Internet

All the latest Maryland women's basketball news is available 24 hours a day, seven days a week by accessing [umterps.com](http://umterps.com). Player/coach biographies,

schedules, scores and recaps, season statistics and game notes are all available.

Be sure to check out the Terps' own website, [MarylandWomensBasketball.com](http://MarylandWomensBasketball.com) for the latest episodes of Under the Shell and exclusive content.

#### Under the Shell

Under the Shell is a reality show featuring the Maryland women's basketball team. It airs for 10 weeks throughout the season on Comcast SportsNet. The 30-minute reality show gives fans and viewers an in-depth look behind the scenes with the Terps. It airs at 11 a.m. every other Sunday on Comcast Sports Net.

Episode 1 - Dec. 14  
Episode 2 - Jan. 4  
Episode 3 - Jan. 18  
Episode 4 - Feb. 1  
Episode 5 - Feb. 15  
Episode 6 - March 1  
Episode 7 - March 15  
Episode 8 - March 29  
Episode 9 - April 12

All of the previous 10 seasons are available on the women's basketball YouTube channel.

## MediaRelations



#### Rose DiPaula

Assistant Director of Media Relations  
Women's Basketball Contact  
Office: 301-314-7063  
Cell: 443-417-5266  
[rdipaula@umd.edu](mailto:rdipaula@umd.edu)  
[www.twitter.com/dipaularose](http://www.twitter.com/dipaularose)



#### Anna LaBonte

Media Relations Assistant  
Women's Basketball Secondary Contact  
Office: 301-314-7068  
[alabonte@umd.edu](mailto:alabonte@umd.edu)

#### Other Info

Athletics Media Relations  
2731 XFINITY Center  
University of Maryland  
College Park, MD 20742  
[www.umterps.com](http://www.umterps.com)  
Press Row Phone: 301-314-8624



# Career Record Book UPDATE

## Points (1,000 or more)

Rk.	PTS	Player (Years)
1.	2,356	Alyssa Thomas (2010-14)
2.	2,247	Crystal Langhorne (2005-08)
3.	2,205	Marissa Coleman (2006-09)
4.	2,078	Kristi Toliver (06-09)
5.	1,928	Vicky Bullett (1986-89)
6.	1,878	Shay Doron (2004-07)
7.	1,679	Christy Winters (1987-90)
8.	1,630	Marcia Richardson (1979-84)
9.	1,621	Lynetta Kizer (2008-12)
10.	1,601	Jessie Hicks (1990-93)
11.	1,595	Tianna Hawkins (2009-13)
12.	1,541	Deanna Tate (1986-89)
13.	1,512	Deedee Warley (1999-02)
14.	1,450	Marche Strickland (1999-02)
15.	1,425	Kris Kirchner (1978-80)
16.	1,423	Myra Waters (1979-82)
17.	1,407	Laura Harper (2005-08)
18.	1,396	Jasmina Perazic (1980-83)
19.	1,372	Chequita Wood (1983-86)
20.	1,351	<b>LAURIN MINCY (2010-pres.)</b>
21.	1,350	Tara Heiss (1975-78)
22.	1,349	Stephanie Cross (1995-98)
23.	1,291	Lisa Brown (1985-88)
24.	1,284	Belinda Pearman (1981-84)
25.	1,218	Bonnie Rimkus (1991-94)
26.	1,189	Debbie Lytle (1980-83)
27.	1,163	Renneika Razor (2000-03)
28.	1,113	Jane Zivalich (1976-79)
29.	1,052	Carla Holmes (1988-91)

## Rebounds

Rk.	RBS	Player (Years)
1.	1,235	Alyssa Thomas (2010-14)
2.	1,229	Crystal Langhorne (2005-08)
3.	1,139	Marissa Coleman (2006-09)
4.	1,086	Tianna Hawkins (2009-13)
5.	968	Vicky Bullett (1986-89)
6.	958	Lynetta Kizer (2009-12)
7.	936	Kris Kirchner (1978-80)
8.	873	Laura Harper (2005-08)
9.	816	Alicia DeVaughn (2010-14)
10.	782	Myra Waters (1979-82)
11.	723	Christy Winters (1987-90)
12.	716	Stephanie Cross (1995-98)
13.	703	Jessie Hicks (1990-93)
14.	703	Chequita Wood (1983-86)
15.	690	Deedee Warley (1999-02)
16.	681	Subrena Rivers (1986-90)
17.	672	Bonnie Rimkus (1991-94)
18.	668	Debbie Lytle (1980-83)
19.	609	Jade Perry (2005-08)

## Assists (300 or more)

Rk.	ATS	Player (Years)
1.	751	Kristi Toliver (2006-09)
2.	583	Debbie Lytle (1980-83)
3.	504	Tara Heiss (1975-78)
4.	500	Deanna Tate (1986-89)
5.	488	Alyssa Thomas (2010-14)
6.	486	Anjale Barrett (2008-12)
7.	453	Marissa Coleman (2006-09)
8.	439	Carla Holmes (1988-91)
9.	416	Anesia Smith (2002-05)
10.	411	Shay Doron (2004-07)
11.	406	Subrena Rivers (1986-90)
12.	402	Marcia Richardson (1982-84)
13.	383	Lisa Brown (1985-88)
14.	381	Tiffany Brown (1997-00)
15.	371	Sonia Chase (1995-98)
16.	364	Vicki Brick (2000, 02-04)
17.	354	Terri Daniels (2000-03)

## Steals

Rk.	ST	Player (Years)
1.	315	Debbie Lytle (1980-83)
2.	309	Sonia Chase (1995-98)
3.	293	Deanna Tate (1986-89)
4.	266	Renneika Razor (2000-03)
5.	241	Myra Waters (1979-82)
6.	238	Alyssa Thomas (2010-14)
7.	236	Chequita Wood (1983-86)
8.	225	Vicki Brick (2000, 02-04)
9.	223	Shay Doron (2004-07)
10.	220	Vicky Bullett (1986-89)
11.	212	Lisa Brown (1985-88)
12.	205	Marissa Coleman (2006-09)
13.	190	Tiffany Brown (1997-00)
14.	188	Stephanie Cross (1995-98)
15.	182	Marcia Richardson (1981-84)
16.	172	Anesia Smith (2002-05)

## Blocked Shots

Rk.	B	Player (Years)
1.	198	Laura Harper (2005-08)
2.	186	Kris Kirchner (1978-80)
3.	170	Vicky Bullett (1986-89)
4.	141	Marissa Coleman (2006-09)
5.	137	Jessie Hicks (1990-93)
6.	129	Alicia DeVaughn (2010-14)
7.	117	Tianna Hawkins (2009-13)
8.	97	Krystal Kimrey (1977-80)
9.	91	Christy Winters (1987-90)
10.	86	Chequita Wood (1983-86)
11.	79	Diandra Tchatchouang (2009-11)
12.	75	Lynetta Kizer (2008-12)
13.	74	Debbie Lytle (1980-83)
14.	71	Crystal Washington (2001-04)
15.	71	Rosita Melbourne (1999-02)
16.	66	Myra Waters (1979-82)
17.	65	Carolyn Dehn-Duhr (1985-87)
18.	63	<b>BRIONNA JONES (2013-pres.)</b>
19.	62	Bonnie Rimkus (1991-94)
20.	58	Alyssa Thomas (2010-14)
21.	56	<b>MALINA HOWARD (2012-pres.)</b>
22.	55	Deedee Warley (1999-02)

## Field Goals Made

Rk.	FGM	Player (Years)
1.	890	Alyssa Thomas (2010-14)
2.	889	Crystal Langhorne (2005-08)
3.	816	Vicky Bullett (1986-89)
4.	776	Marissa Coleman (2006-09)
5.	708	Kristi Toliver (2006-09)
6.	703	Christy Winters (1987-90)
7.	693	Marcia Richardson (1981-84)
8.	670	Tianna Hawkins (2009-13)
9.	649	Jessie Hicks (1990-93)
10.	621	Jasmina Perazic (1980-83)
11.	618	Shay Doron (2004-07)
12.	618	Deanna Tate (1986-89)
13.	593	Lynetta Kizer (2008-12)
14.	592	Chequita Wood (1983-86)
15.	581	Myra Waters (1979-82)
16.	571	Tara Heiss (1975-78)
17.	569	Kris Kirchner (1978-80)
18.	563	Deedee Warley (1999-02)

## Field Goal Percentage

Rk.	FG%	Player (Years)
1.	.662	Crystal Langhorne (2005-08)
2.	.588	Jessie Hicks (1990-93)
3.	.574	Tianna Hawkins (2009-13)
4.	.571	Kalisa Davis (1995-98)

5.	.568	Dafne Lee (1989-92)
6.	.565	Laura Harper (2005-08)
7.	.563	Vicky Bullett (1986-89)
8.	.556	Alicia DeVaughn (2010-14)
9.	.543	Jasmina Perazic (1980-83)
10.	.540	Myra Waters (1979-82)
11.	.539	Branka Bogunovic (1997-00)
12.	.537	Christy Winters (1987-90)
13.	.536	Deanna Tate (1986-89)
14.	.529	Chequita Wood (1983-86)
15.	.526	Marcia Richardson (1981-84)
16.	.515	Jane Zivalich (1976-79)
17.	.509	Betsy Bailey (1978-79)

## 3-Point Field Goals Made

Rk.	FGM	Player (Years)
1.	300	Kristi Toliver (2006-09)
2.	172	Marissa Coleman (2006-09)
3.	172	Tiffany Brown (1997-00)
4.	167	Marche Strickland (1999-02)
5.	150	Shay Doron (2004-07)
6.	139	<b>LAURIN MINCY (2010-pres.)</b>
7.	127	Katie Rutan (2013-14)
8.	124	Ashleigh Newman (2005-08)
9.	121	Kim Rodgers (2008-12)
10.	115	<b>LEXIE BROWN (2013-pres.)</b>
11.	111	Marah Strickland (2008-09)
12.	101	Terri Daniels (2000-03)
13.	85	Lori Bjork (2010)
14.	80	Chrissy Fisher (2003-04)
15.	76	Anjale Barrett (2008-12)
16.	75	Carla Holmes (1989-91)
17.	67	Kelley Gibson (1995-99)
18.	62	<b>BRENE MOSELEY (2011-pres.)</b>
19.	46	Diandra Tchatchouang (2009-10)
20.	45	<b>CHLOE PAVLECH (2012-pres.)</b>
21.	39	Lillian Purvis (1995-97)
22.	38	<b>S. WALKER-KIMBROUGH (13-pres.)</b>
23.	33	Alli Spence (2004)
24.	32	Limor Mizarachi (1992)

## 3-Point Field Goal Percentage

Rk.	FG%	Player (Years)
1.	.408	Kristi Toliver (2006-09)
2.	.401	Katie Rutan (2013-14)
3.	.394	Kim Bretz (1996-97)
4.	.391	Marah Strickland (2008-09)
5.	.388	Marissa Coleman (2006-09)
6.	.378	Anjale Barrett (2008-12)
7.	.377	Carla Holmes (1989-91)
8.	.373	<b>BRENE MOSELEY (2011-pres.)</b>
9.	.362	<b>S. WALKER-KIMBROUGH (13-pres.)</b>
10.	.360	Chrissy Fisher (2003-04)
11.	.355	<b>LEXIE BROWN (2013-pres.)</b>
12.	.355	<b>LAURIN MINCY (2010-pres.)</b>
13.	.353	Lisa Brown (1985-89)
14.	.352	Terri Daniels (2000-03)
15.	.347	Marche Strickland (1999-02)

## Free Throws Made

Rk.	FTM	Player (Years)
1.	557	Alyssa Thomas (2010-14)
2.	492	Shay Doron (2004-07)
3.	481	Marissa Coleman (2006-09)
4.	469	Crystal Langhorne (2005-08)
5.	411	Lynetta Kizer (2008-12)
6.	386	Laura Harper (2005-08)
7.	386	Deedee Warley (1999-02)
8.	362	Kristi Toliver (2006-09)
9.	314	<b>LAURIN MINCY (2010-pres.)</b>

10.	303	Jessie Hicks (1990-93)
11.	296	Vicky Bullett (1986-89)
12.	287	Kris Kirchner (1978-80)
13.	287	Deanna Tate (1986-89)
14.	278	Renneika Razor (2000-03)
15.	273	Christy Winters (1987-90)
16.	264	Alicia DeVaughn (2010-14)
17.	261	Myra Waters (1979-82)
18.	256	Sonia Chase (1995-98)
19.	247	Debbie Lytle (1980-83)

## Free Throws Attempted

Rk.	FTA	Player (Years)
1.	747	Crystal Langhorne (2005-08)
2.	720	Alyssa Thomas (2010-14)
3.	613	Shay Doron (2004-07)
4.	594	Marissa Coleman (2006-09)
5.	587	Lynetta Kizer (2008-12)
6.	566	Laura Harper (2005-08)
7.	543	Deedee Warley (1999-02)
8.	500	Renneika Razor (2000-03)
9.	500	Jessie Hicks (1990-93)
10.	418	Kristi Toliver (2006-09)
11.	418	Kris Kirchner (1978-80)

## Free Throw Percentage

Rk.	FT%	Player (Years)
1.	.866	Kristi Toliver (2006-09)
2.	.816	<b>LAURIN MINCY (2010-pres.)</b>
3.	.810	Marissa Coleman (2006-09)
4.	.804	Marche Strickland (1999-02)
5.	.803	Shay Doron (2004-07)
6.	.774	Alyssa Thomas (2010-14)
7.	.721	Lisa Brown (1985-88)
8.	.720	Marcia Richardson (1981-84)
9.	.757	Deanna Tate (1986-89)
10.	.752	Jasmina Perazic (1980-83)
11.	.749	Michele Andrew (1992-94)
12.	.736	Malissa Boles (1992-93)
13.	.735	Myra Waters (1979-82)
14.	.728	Jade Perry (2005-08)
15.	.726	Jane Zivalich (1976-79)
16.	.725	Vicky Bullett (1986-89)
17.	.720	Tianna Hawkins (2009-13)
18.	.711	Deedee Warley (1999-02)

## Games Played

Rk.	GP	Player (Years)
1.	144	Marissa Coleman (2006-09)
2.	141	Ashleigh Newman (2005-08)
3.	140	<b>LAURIN MINCY (2010-pres.)</b>
4.	139	Jade Perry (2005-08)
5.	139	Kristi Toliver (2006-09)
6.	137	Alicia DeVaughn (2010-14)
7.	137	Anjale Barrett (2008-12)
8.	136	Tianna Hawkins (2009-13)
9.	135	Alyssa Thomas (2010-14)
10.	135	Lynetta Kizer (2008-12)
11.	135	Crystal Langhorne (2005-08)

## Games Started

Rk.	GS	Player (Years)
1.	135	Alyssa Thomas (2010-14)
2.	134	Crystal Langhorne (2005-08)
3.	133	Marissa Coleman (2006-09)
4.	128	Kristi Toliver (2006-09)
5.	119	Shay Doron (2004-07)
6.	117	Marche Strickland (1999-02)



# Season Record Book UPDATE

## Points

Rk.	PTS	Player (Year)
1.	686	Vicky Bullett (1988-89)
2.	665	Alyssa Thomas (2013-14)
3.	654	Crystal Langhorne (2005-06)
4.	653	Marissa Coleman (2008-09)
5.	645	Kristi Toliver (2008-09)
6.	651	Alyssa Thomas (2012-13)
7.	633	Deanna Tate (1988-89)
8.	631	Kristi Toliver (2007-08)
9.	627	Kris Kirchner (1979-80)
10.	613	Tianna Hawkins (2012-13)
11.	601	Alyssa Thomas (2011-12)
12.	594	Marissa Coleman (2007-08)
13.	581	Vicky Bullett (1987-88)
14.	562	Shay Doron (2004-05)
15.	549	Crystal Langhorne (2004-05)
16.	536	Crystal Langhorne (2007-08)

## Rebounds

Rk.	RBS	Player (Year)
1.	381	Alyssa Thomas (2013-14)
2.	362	Kris Kirchner (1979-80)
3.	349	Alyssa Thomas (2012-13)
4.	340	Crystal Langhorne (2004-05)
5.	331	Tianna Hawkins (2012-13)
6.	326	Tianna Hawkins (2011-12)
7.	325	Demauria Liles (2008-09)
	325	Crystal Langhorne (2005-06)
9.	316	Kris Kirchner (1977-78)
10.	313	Laura Harper (2007-08)
11.	309	Marissa Coleman (2005-06)
12.	305	<b>BRIONNA JONES (2014-15)</b>
13.	303	Vicky Bullett (1987-88)
14.	299	Marissa Coleman (2005-06)
15.	290	Crystal Langhorne (2007-08)
16.	287	Vicky Bullett (1988-89)
17.	282	Bonnie Rinkus (1993-94)
18.	279	Alyssa Thomas (2011-12)
19.	275	Marissa Coleman (2007-08)
20.	274	Crystal Langhorne (2006-07)
21.	266	Lynetta Kizer (2009-10)
22.	258	Laura Harper (2005-06)
	258	Kris Kirchner (1978-79)
24.	256	Tianna Hawkins (2009-10)
	256	Marissa Coleman (2006-07)

## Assists

Rk.	ATS	Player (Year)
1.	275	Kristi Toliver (2007-08)
2.	249	Tara Heiss (1977-78)
3.	217	Deanna Tate (1988-89)
4.	214	Anesia Smith (2004-05)
5.	183	Debbie Lytle (1981-82)
6.	181	Alyssa Thomas (2012-13)
7.	177	Anjale Barrett (2011-12)
	177	Deanna Tate (1987-88)
9.	171	Dara Taylor (2009-10)
10.	170	Kristi Toliver (2008-09)
11.	161	Kristi Toliver (2006-07)
12.	158	Carla Holmes (1988-89)
13.	157	Debbie Lytle (1979-80)
14.	155	<b>LEXIE BROWN (2014-15)</b>
15.	150	Debbie Lytle (1982-83)
16.	149	Shay Doron (2005-06)
17.	148	Lisa Brown (1987-88)
	148	Karon Ferguson (1993-94)
19.	147	<b>LEXIE BROWN (2013-14)</b>
20.	145	Kristi Toliver (2005-06)
21.	144	Alyssa Thomas (2013-14)
22.	142	Subrena Rivers (1989-90)

## Steals

Rk.	ST	Player (Year)
1.	126	Deanna Tate (1988-89)
2.	95	Vicki Brick (1999-00)
3.	90	Sonia Chase (1994-05)
4.	89	Debbie Lytle (1981-82)
	89	Deanna Tate (1987-88)
	89	Sonia Chase (1997-98)
7.	87	Renneika Razor (2002-03)
8.	86	Debbie Lytle (1979-80)
9.	80	Chequita Wood (1983-84)
10.	78	Deanna Tate (1986-86)
11.	77	<b>LEXIE BROWN (2014-15)</b>
	77	Myra Waters (1979-80)
13.	73	Myra Waters (1980-81)
	73	Debbie Lytle (1980-81)
15.	72	Vicky Bullett (1988-89)
16.	71	Vicky Bullett (1987-88)

## Blocked Shots

Rk.	B	Player (Year)
1.	80	Kris Kirchner (1978-79)
2.	70	Laura Harper (2005-06)
3.	65	Laura Harper (2006-07)
4.	59	Kris Kirchner (1979-80)
5.	54	Vicky Bullett (1986-87)
6.	52	Marissa Coleman (2005-06)
7.	48	Laura Harper (2007-08)
8.	47	Kris Kirchner (1977-78)
	47	Jessie Hicks (1992-93)
	47	Jessie Hicks (1991-92)
11.	46	Demauria Liles (2008-09)
	46	Vicky Bullett (1988-89)
13.	45	<b>BRIONNA JONES (2014-15)</b>
	45	Alicia DeVaughn (2011-12)
15.	44	Diandra Tchatchouang (2009-10)
16.	41	Vicky Bullett (1987-88)
17.	40	Crystal Washington (2003-04)
18.	39	Tianna Hawkins (2011-12)
19.	36	Alicia DeVaughn (2010-11)
20.	35	Diandra Tchatchouang (2010-11)
21.	34	Caroline Dehn-Duhr (1984-85)
	33	Tianna Hawkins (2009-10)
	33	Christy Winters (1986-87)

## Field Goal Percentage

<i>min. 200 attempts</i>		
Rk.	FG%	Player (Year)
1.	.707	Crystal Langhorne (2006-07)
2.	.670	Crystal Langhorne (2005-06)
3.	.647	Crystal Langhorne (2007-08)
4.	.633	Jessie Hicks (1992-93)
5.	.623	Tianna Hawkins (2011-12)
6.	.603	Laura Harper (2007-08)
	.603	Kalisa Davis (1997-98)
8.	.602	Vicky Bullett (1987-88)
9.	.598	<b>BRIONNA JONES (2014-15)</b>
	.598	Jessie Hicks (1990-91)
11.	.596	Branka Bogunovic (1998-99)
12.	.592	Crystal Langhorne (2004-05)
13.	.591	Jessie Hicks (1991-92)
14.	.588	Christy Winters (1987-88)
15.	.587	Kalisa Davis (1996-97)
16.	.578	Dafne Lee (1990-91)
17.	.577	Lea Hakala (1982-83)
	.577	Chequita Wood (1983-84)

## Field Goals Made

Rk.	FGM	Player (Year)
1.	289	Vicky Bullett (1988-89)
2.	268	Deanna Tate (1988-89)

3.	257	Alyssa Thomas (2013-14)
	257	Tianna Hawkins (2012-13)
5.	248	Crystal Langhorne (2005-06)
6.	246	Kris Kirchner (1979-80)
7.	243	Vicky Bullett (1987-88)
8.	233	Alyssa Thomas (2011-12)
9.	232	Marissa Coleman (2008-09)
10.	229	Alyssa Thomas (2012-13)
11.	226	Jasmina Perazic (1982-83)
12.	224	Marcia Richardson (1983-84)
13.	220	Kristi Toliver (2008-09)
14.	218	Lisa Brown (1987-88)
15.	216	Christy Winters (1989-90)
16.	215	Crystal Langhorne (2006-07)
	215	Crystal Langhorne (2004-05)
	215	Chequita Wood (1983-84)

## 3-Point Field Goal Percentage

<i>min. 50 attempts</i>		
Rk.	FG%	Player (Year)
1.	.500	Alli Spence (2003-04)
2.	.481	Terri Daniels (2000-01)
3.	.470	Marissa Coleman (2005-06)
4.	.447	Kristi Toliver (2006-07)
5.	.431	Katie Rutan (2013-14)
6.	.424	Carla Holmes (1988-89)
7.	.416	Kristi Toliver (2008-09)
	.416	Limor Mizrahi (1991-92)
9.	.409	Lori Bjork (2009-10)
10.	.407	Marah Strickland (2007-08)
11.	.405	<b>BRENE MOSELEY (2011-12)</b>
12.	.404	Kristi Toliver (2005-06)
	.404	Marche Strickland (1999-00)
14.	.400	<b>LAURIN MINCY (2011-12)</b>
15.	.397	<b>S. WALKER-KIMBROUGH (2013-14)</b>
16.	.396	Terri Bradley (1989-90)
17.	.387	<b>LAURIN MINCY (2014-15)</b>
18.	.384	Shay Doron (2005-06)
19.	.382	Chrissy Fisher (2002-03)
20.	.378	Katie Rutan (2012-13)
	.378	Marissa Coleman (2008-09)
22.	.375	Marah Strickland (2008-09)
23.	.371	Kristi Toliver (2007-08)
24.	.367	<b>LEXIE BROWN (2013-14)</b>
	.367	Carla Holmes (1987-88)

## 3-Point Field Goals Made

Rk.	FGM	Player (Year)
1.	91	Kristi Toliver (2008-09)
2.	85	Lori Bjork (2009-10)
3.	78	Kristi Toliver (2007-08)
4.	72	Kristi Toliver (2006-07)
5.	69	Tiffany Brown (1999-00)
6.	68	Katie Rutan (2012-13)
7.	64	<b>LEXIE BROWN (2014-15)</b>
8.	59	Katie Rutan (2013-14)
	59	Kristi Toliver (2005-06)
	59	Marche Strickland (1999-00)
11.	57	Marah Strickland (2007-08)
12.	56	Shay Doron (2005-06)
13.	54	<b>LAURIN MINCY (2011-12)</b>
	54	Marah Strickland (2008-09)
	54	Marissa Coleman (2005-06)
16.	52	Marche Strickland (2001-02)
17.	51	<b>LEXIE BROWN (2013-14)</b>
18.	48	Tiffany Brown (1996-97)
19.	47	Ashleigh Newman (2005-06)
	47	Marche Strickland (2000-01)
21.	46	Kim Rodgers (2009-10)
	46	Marissa Coleman (2007-08)
23.	43	<b>LAURIN MINCY (2014-15)</b>
24.	42	Terri Daniels (2002-03)
	42	Chrissy Fisher (2002-03)

## Free Throw Percentage

<i>min. 50 attempts</i>		
Rk.	FT%	Player (Year)
1.	.891	Kristi Toliver (2005-06)
2.	.877	Kristi Toliver (2006-07)
3.	.865	Lori Bjork (2009-10)
4.	.860	Kristi Toliver (2007-08)
	.860	Jasmina Perazic (1981-82)
6.	.859	<b>LAURIN MINCY (2014-15)</b>
7.	.857	Kristi Toliver (2008-09)
	.857	Marche Strickland (2000-01)
9.	.839	Marche Strickland (1998-99)
10.	.833	<b>LEXIE BROWN (2014-15)</b>
	.833	Marissa Coleman (2005-06)
12.	.828	Shay Doron (2005-06)
13.	.826	Shay Doron (2006-07)
14.	.824	Limor Mizrahi (1991-92)
15.	.817	Jade Perry (2006-07)
16.	.816	Marcia Richardson (1981-82)
17.	.810	Marissa Coleman (2007-08)
18.	.809	<b>LAURIN MINCY (2011-12)</b>
19.	.802	Marissa Coleman (2006-07)
20.	.800	Alyssa Thomas (2011-12)
	.800	Jane Zivalich (1977-78)

## Free Throws Made

Rk.	FTM	Player (Year)
1.	176	Alyssa Thomas (2012-13)
2.	166	Marissa Coleman (2007-08)
3.	158	Crystal Langhorne (2005-06)
4.	157	Laura Harper (2007-08)
5.	152	Marissa Coleman (2008-09)
6.	145	Alyssa Thomas (2013-14)
	145	Shay Doron (2004-05)
8.	141	Kristi Toliver (2007-08)
9.	136	Shay Doron (2003-04)
10.	135	Shay Doron (2005-06)
	135	Kris Kirchner (1979-80)
12.	128	<b>LAURIN MINCY (2014-15)</b>
	128	Alyssa Thomas (2011-12)
14.	125	Laura Harper (2005-06)
15.	119	Crystal Langhorne (2004-05)
	119	Jessie Hicks (1992-93)
17.	115	Deedee Warley (1999-00)
18.	114	Lynetta Kizer (2010-11)
	114	Crystal Langhorne (2007-08)
20.	108	Alyssa Thomas (2010-11)
	108	Vicky Bullett (1988-89)
22.	107	Deedee Warley (2000-01)
23.	106	<b>LAURIN MINCY (2011-12)</b>

## Free Throws Attempted

Rk.	FTA	Player (Year)
1.	230	Alyssa Thomas (2012-13)
2.	228	Laura Harper (2007-08)
	228	Crystal Langhorne (2005-06)
4.	210	Crystal Langhorne (2004-05)
5.	205	Marissa Coleman (2007-08)
6.	193	Jessie Hicks (1992-93)
7.	190	Marissa Coleman (2008-09)
	190	Kris Kirchner (1979-80)
9.	183	Laura Harper (2005-06)
10.	182	Shay Doron (2004-05)

# 2014-15 Maryland Women's Basketball

## NCAATournamentHISTORY

Date	Location	Round	UM Seed	Seed/Opponent	Result
3/14/82	College Park, Md.	First Round	#2	#7 Stanford	W, 82-48
3/19/82	Stanford, Calif.	Sweet Sixteen		#6 Missouri	W, 80-68
3/21/82	Stanford, Calif.	Elite Eight		#4 Drake	W, 89-78
3/26/82	Norfolk, Va.	Final Four		#2 Cheyney	L, 66-76
		Opening Round	#3	Bye	
3/19/82	College Park, Md.	First Round		#6 Central Michigan	W, 94-71
3/14/83	State College, Pa.	Sweet Sixteen		#2 Old Dominion	L, 57-74
3/17/84	Cheyney, Pa.	First Round	#6	#3 Cheyney State	L, 64-92
		First Round	#2	Bye	
3/16/86	Columbus, Ohio	Second Round		#3 Ohio State	L, 71-87
		First Round	#2	Bye	
3/19/88	College Park, Md.	Second Round		#7 St. Joseph's	W, 78-67
3/24/88	Athens, Ga.	Sweet Sixteen		#3 Ohio State	W, 81-66
3/26/88	Athens, Ga.	Elite Eight		#1 Auburn	L, 74-103
		First Round	#1	Bye	
3/18/89	College Park, Md.	Second Round		#9 Bowling Green	W, 78-65
3/23/89	Austin, Texas	Sweet Sixteen		#4 Stephen F. Austin	W, 89-54
3/25/89	Austin, Texas	Elite Eight		#2 Texas	W, 79-71
3/31/89	Tacoma, Wash.	Final Four		#1 Tennessee	L, 80-94
3/14/90	College Park, Md.	First Round	#6	#11 Appalachian State	W, 100-71
3/17/90	Providence, R.I.	Second Round		#3 Providence	L, 75-77
3/13/91	Worcester, Mass.	First Round	#6	#11 Holy Cross	L, 74-81
		First Round	#2	Bye	
3/21/92	College Park, Md.	Second Round		#10 Toledo	W, 73-60
3/26/92	West Lafayette, Ind.	Sweet Sixteen		#3 Purdue	W, 64-58
3/28/92	West Lafayette, Ind.	Elite Eight		#4 Western Kentucky	L, 70-75
		First Round	#2	Bye	
3/20/93	College Park, Md.	Second Round		SW Missouri State	L, 71-86
3/14/97	Norfolk, Va.	First Round	#9	#8 Purdue	L, 48-74
3/17/01	Storrs, Conn.	First Round	#8	#9 Colorado State	L, 69-83
3/21/04	Baton Rouge, La.	First Round	#12	#3 Miami (FL)	W, 86-85
3/23/04	Baton Rouge, La.	Second Round		#4 LSU	L, 61-76
3/20/05	College Park, Md.	First Round	#7	#10 UW-Green Bay	W, 65-55
3/22/05	College Park, Md.	Second Round		#2 Ohio State	L, 65-75
3/19/06	State College, Pa.	First Round	#2	#15 Sacred Heart	W, 95-54
3/21/06	State College, Pa.	Second Round		#7 St. John's	W, 84-71
3/25/06	Albuquerque, N.M.	Sweet Sixteen		#3 Baylor	W, 82-63
3/27/06	Albuquerque, N.M.	Elite Eight		#5 Utah	W, 75-65 OT
4/2/06	Boston, Mass.	Final Four		#1 North Carolina	W, 81-70
4/4/06	Boston, Mass.	Final		#1 Duke	W, 78-75 OT
3/18/07	Storrs, Conn.	First Round	#2	#15 Harvard	W, 89-65
3/20/07	Storrs, Conn.	Second Round		#7 Mississippi	L, 78-89
3/23/08	College Park, Md.	First Round	#1	#16 Coppin State	W, 80-66
3/25/08	College Park, Md.	Second Round		#8 Nebraska	W, 76-64
3/29/08	Spokane, Wash.	Sweet Sixteen		#4 Vanderbilt	W, 80-66
3/31/08	Spokane, Wash.	Elite Eight		#2 Stanford	L, 87-98
3/22/09	College Park, Md.	First Round	#1	#16 Dartmouth	W, 82-53
3/24/09	College Park, Md.	Second Round		#9 Utah	W, 71-56
3/28/09	Raleigh, N.C.	Sweet Sixteen		#4 Vanderbilt	W, 78-74
3/30/09	Raleigh, N.C.	Elite Eight		#3 Louisville	L, 60-77
3/20/11	College Park, Md.	First Round	#4	#13 Saint Francis (Pa.)	W, 70-48
3/22/11	College Park, Md.	Second Round		#5 Georgetown	L, 79-57
3/17/12	College Park, Md.	First Round	#2	#15 Navy	W, 59-44
3/19/12	College Park, Md.	Second Round		#7 Louisville	W, 72-68
3/25/12	Raleigh, N.C.	Sweet Sixteen		#3 Texas A&M	W, 81-74
3/27/12	Raleigh, N.C.	Elite Eight		#1 Notre Dame	L, 49-80
3/23/13	College Park, Md.	First Round	#4	#13 Quinnipiac	W, 72-52
3/25/13	College Park, Md.	Second Round		#5 Michigan State	W, 74-49
3/30/13	Bridgeport, Conn.	Sweet Sixteen		#1 Connecticut	L, 50-76
3/23/14	College Park, Md.	First Round	#4	#13 Army	W, 90-52
3/25/14	College Park, Md.	Second Round		#5 Texas	W, 69-63
3/30/14	Louisville, Ky.	Sweet Sixteen		#1 Tennessee	W, 76-63
4/1/14	Louisville, Ky.	Elite Eight		#3 Louisville	W, 76-73
4/6/14	Nashville, Tenn.	Final Four		#1 Notre Dame	L, 61-87
3/21/15	College Park, Md.	First Round	#1	#16 New Mexico State	W, 75-57
3/23/15	College Park, Md.	Second Round		#8 Princeton	W, 85-70



## SeriesInfo

Team	Rec.	1st Meeting	Last
Appalachian State	1-0	1990	1990
Army	1-0	2014	2014
Auburn	0-1	1988	1988
Baylor	1-0	2006	2006
Bowling Green	1-0	1989	1989
Central Michigan	1-0	1983	1983
Cheney State	0-2	1982	1984
Colorado State	0-1	2001	2001
Connecticut	0-1	2013	2013
Coppin State	1-0	2008	2008
Dartmouth	1-0	2009	2009
Drake	1-0	1982	1982
Duke	1-0	2006	2006
Georgetown	0-1	2011	2011
Harvard	1-0	2007	2007
Holy Cross	0-1	1991	1991
LSU	0-1	2004	2004
Louisville	2-1	2009	2014
Miami (FL)	1-0	2004	2004
Michigan State	1-0	2013	2013
Mississippi	0-1	2007	2007
Missouri	1-0	1982	1982
Navy	1-0	2012	2012
Nebraska	1-0	2008	2008
New Mexico State	1-0	2015	2015
North Carolina	1-0	2006	2006
Notre Dame	0-2	2012	2014
Old Dominion	0-1	1983	1983
Ohio State	1-2	1986	2005
Princeton	1-0	2015	2015
Providence	1-0	1990	1990
Purdue	1-1	1992	1997
Quinnipiac	1-0	2013	2013
Sacred Heart	1-0	2006	2006
Saint Francis (Pa.)	1-0	2011	2011
St. John's	1-0	2006	2006
St. Joseph's	1-0	1988	1988
Stanford	1-1	1982	2008
Stephen F. Austin	1-0	1989	1989
SW Missouri State	0-1	1993	1993
Tennessee	1-1	1989	2014
Texas	2-0	1989	2014
Texas A&M	1-0	2012	2012
Toledo	1-0	1992	1992
Utah	2-0	2006	2009
Vanderbilt	2-0	2008	2009
Western Kentucky	0-1	1992	1992
UW-Green Bay	1-0	2005	2005

## Maryland's NCAA Tournament Record

In College Park	20-3
In XFINITY Center	14-2
In the First Round	12-3
In the Second Round	12-8
In the Sweet Sixteen	9-2
In the Elite Eight	4-5
In the Final Four	1-3
In the Championship game	1-0

As a No. 1 seed	10-3
As a No. 2 seed	15-6
As a No. 3 seed	1-1
As a No. 4 seed	7-3
As a No. 6 seed	1-4
As a No. 7 seed	1-1
As a No. 8 seed	0-1
As a No. 9 seed	0-1
As a No. 12 seed	1-1

# Career NCAA TOURNAMENT STATS

## LexieBROWN

G-GS	MP-MPG	FG-FGA	PCT.	3FG-FGA	PCT.	FT-FTA	PCT.	OFF	DEF	REB	AVG	PF-FO	AST	TO	BLK	STL	PTS	AVG	
Princeton (3/23/15)	39*	8-16	.500	5-11	.455	2-2	1.000	1	5	6		2	4	6	0	0	23		
New Mexico State (3/21/15)	27*	2-7	.286	1-5	.200	0-0	.000	1	4	5		2	5	6	0	2	5		
Notre Dame (4/6/14)	38*	3-10	.300	1-5	.250	4-6	.667	0	3	3		4	8	2	0	1	11		
Louisville (4/1/14)	36*	5-14	.357	1-8	.125	9-10	.900	0	6	6		4	4	4	0	0	20		
Tennessee (3/30/14)	31*	4-11	.364	2-5	.400	4-6	.667	1	1	2		4	1	6	0	5	14		
Texas (3/25/14)	37*	4-9	.444	0-1	.000	2-2	1.000	0	3	3		1	5	4	0	1	10		
Army (3/23/14)	27*	9-11	.818	3-4	.750	0-0	.000	0	0	0		1	5	3	0	1	21		
CAREER	7-7	235-33.6	35-78	.449	13-39	.333	21-26	.808	3	22	25	3.6	18	32	31	0	10	104	14.9

## KristenCONFROY

G-GS	MP-MPG	FG-FGA	PCT.	3FG-FGA	PCT.	FT-FTA	PCT.	OFF	DEF	REB	AVG	PF-FO	AST	TO	BLK	STL	PTS	AVG	
Princeton (3/23/15)	4	0-1	.000	0-0	.000	0-0	.000	0	0	0		0	1	0	0	0	0		
New Mexico State (3/21/15)	26	1-3	.333	0-1	.000	3-3	1.000	1	3	4		0	3	1	0	1	5		
CAREER	2-0	30-15.0	1-4	.250	0-1	.000	3-3	1.000	1	3	4	2.0	0	4	1	0	1	5	2.5

## AjaELLISON

G-GS	MP-MPG	FG-FGA	PCT.	3FG-FGA	PCT.	FT-FTA	PCT.	OFF	DEF	REB	AVG	PF-FO	AST	TO	BLK	STL	PTS	AVG
Princeton (3/23/15)																		
New Mexico State (3/21/15)																		
<b>CAREER</b>																		

## A'LexusHARRISON

G-GS	MP-MPG	FG-FGA	PCT.	3FG-FGA	PCT.	FT-FTA	PCT.	OFF	DEF	REB	AVG	PF-FO	AST	TO	BLK	STL	PTS	AVG
Princeton (3/23/15)	2	0-0	.000	0-0	.000	0-0	.000	0	0	0		1	0	0	0	0	0	
New Mexico State (3/21/15)	1	0-0	.000	0-0	.000	0-0	.000	0	0	0		0	0	0	0	0	0	
<b>CAREER</b>	<b>2-0</b>	<b>3-1.5</b>	<b>0-0</b>	<b>.000</b>	<b>0-0</b>	<b>.000</b>	<b>0-0</b>	<b>.000</b>	<b>0</b>	<b>0</b>	<b>0</b>	<b>0.0</b>	<b>1</b>	<b>0</b>	<b>0</b>	<b>0</b>	<b>0</b>	<b>0.0</b>

## MalinaHOWARD

G-GS	MP-MPG	FG-FGA	PCT.	3FG-FGA	PCT.	FT-FTA	PCT.	OFF	DEF	REB	AVG	PF-FO	AST	TO	BLK	STL	PTS	AVG	
Princeton (3/23/15)	28*	1-2	.500	0-0	.000	0-0	.000	0	2	2		1	0	1	0	0	2		
New Mexico State (3/21/15)	19*	1-3	.333	0-0	.000	0-0	.000	1	4	5		0	1	0	0	0	2		
Notre Dame (4/6/14)	7	0-1	.000	0-0	.000	0-0	.000	1	0	1		1	0	1	0	0	0	0	
Louisville (4/1/14)	11	1-2	.500	0-0	.000	0-0	.000	0	1	1		1	1	1	1	1	2		
Tennessee (3/30/14)	20	0-2	.000	0-0	.000	2-2	1.000	3	2	5		4	1	0	0	0	2		
Texas (3/25/14)	30	4-9	.444	0-0	.000	1-2	.500	2	1	3		2	0	1	1	0	9		
Army (3/23/14)	20	3-5	.600	0-0	.000	0-0	.000	2	0	2		1	2	1	0	0	6		
Connecticut (3/30/13)	20	0-6	.000	0-1	.000	0-0	.000	1	0	1		0	0	0	0	0	0		
Michigan State (3/25/13)	28	0-5	.000	0-0	.000	0-0	.000	0	2	2		1	0	5	0	3	0		
Quinnipiac (3/23/13)	20	1-3	.300	0-2	.000	0-0	.000	0	1	1		4	1	1	0	2	2		
CAREER	10-2	203-20.3	11-38	.289	0-3	.000	3-4	.750	10	13	23	2.3	15	5	10	1	5	23	2.3

## BrionnaJONES

G-GS	MP-MPG	FG-FGA	PCT.	3FG-FGA	PCT.	FT-FTA	PCT.	OFF	DEF	REB	AVG	PF-FO	AST	TO	BLK	STL	PTS	AVG	
Princeton (3/23/15)	29*	3-6	.500	0-0	.000	4-7	.571	6	4	10		2	0	1	1	0	10		
New Mexico State (3/21/15)	28*	7-10	.700	0-0	.000	8-9	.889	6	6	12		3	1	1	1	2	22		
Notre Dame (4/6/14)	26*	7-10	.700	0-0	.000	2-4	.500	1	2	3		3	2	2	1	0	16		
Louisville (4/1/14)	15*	0-0	.000	0-0	.000	0-0	.000	1	3	4		0	0	1	0	0	0		
Tennessee (3/30/14)	16*	1-1	1.000	0-0	.000	0-0	.000	0	0	0		5	1	3	0	2	2		
Texas (3/25/14)	12*	1-3	.333	0-0	.000	0-0	.000	0	3	3		4	0	2	0	1	2		
Army (3/23/14)	20*	2-5	.400	0-0	.000	2-2	1.000	1	4	5		2	0	1	0	0	6		
CAREER	7-7	131-18.7	21-35	.600	0-0	.000	16-22	.727	15	22	37	5.3	19-1	4	11	3	5	58	8.3

## KlaraLESLIE

G-GS	MP-MPG	FG-FGA	PCT.	3FG-FGA	PCT.	FT-FTA	PCT.	OFF	DEF	REB	AVG	PF-FO	AST	TO	BLK	STL	PTS	AVG	
Princeton (3/23/15)	5	1-1	1.000	0-0	.000	0-0	.000	0	0	0		0	1	0	0	0	2		
New Mexico State (3/21/15)	12	2-3	.667	0-1	.000	0-0	.000	1	2	3		1	0	2	1	0	4		
CAREER	2-0	17-8.5	3-4	.750	0-1	.000	0-0	.000	1	2	3	1.5	1	1	2	1	0	6	3.0



# 2014-15 Maryland Women's Basketball

## LaurinMINCY

G-GS	MP-MPG	FG-FGA	PCT.	3FG-FGA	PCT.	FT-FTA	PCT.	OFF	DEF	REB	AVG	PF-FO	AST	TO	BLK	STL	PTS	AVG	
Princeton (3/23/15)	37*	9-11	.818	6-7	.857	3-4	.750	0	4	4		0	7	3	0	0	27		
New Mexico State (3/21/15)	29*	6-9	.667	2-3	.667	5-6	.833	1	2	3		0	2	3	0	0	19		
Notre Dame (4/6/14)	30	5-10	.500	1-4	.250	0-0	.000	0	1	1		1	1	0	0	4	11		
Louisville (4/1/14)	25	1-8	.125	0-4	.000	6-6	1.000	0	0	0		0	1	3	0	4	8		
Tennessee (3/30/14)	24	4-14	.286	2-6	.333	1-2	.500	3	2	5		3	1	4	0	1	11		
Texas (3/25/14)	24	3-8	.375	2-4	.500	2-2	1.000	1	3	4		2	2	1	0	0	10		
Army (3/23/14)	12	1-5	.200	1-4	.250	2-3	.667	1	4	5		3	2	0	0	0	5		
Connecticut (3/30/13)							DNP												
Michigan State (3/25/13)							DNP												
Quinnipiac (3/23/13)							DNP												
Notre Dame (3/27/12)	25*	1-6	.167	0-1	.000	0-0	.000	0	4	4		2	0	2	0	1	2		
Texas A&M (3/25/12)	37*	7-8	.875	2-2	1.000	5-5	1.000	2	10	12		4	2	5	3	2	21		
Louisville (3/19/12)	36*	6-10	.600	2-5	.400	10-13	.769	1	6	7		0	2	2	0	0	24		
Navy (3/17/12)	31*	5-8	.625	1-2	.500	3-5	.600	0	6	6		1	1	1	0	0	14		
Georgetown (3/22/11)	26	5-12	.417	2-8	.250	0-1	.000	3	1	4		2	0	3	0	0	12		
Saint Francis (Pa.) (3/20/11)	22	2-7	.286	1-4	.250	0-0	.000	2	2	4		1	1	2	0	0	5		
CAREER	13-7	358-27.5	55-116	474	22-54	407	37-47	787	14	45	59	4.5	15	22	29	3	12	169	13.0

## BreneMOSELEY

G-GS	MP-MPG	FG-FGA	PCT.	3FG-FGA	PCT.	FT-FTA	PCT.	OFF	DEF	REB	AVG	PF-FO	AST	TO	BLK	STL	PTS	AVG	
Princeton (3/23/15)	2	0-1	.000	0-0	.000	0-0	.000	0	1	1		1	1	0	0	0	0		
New Mexico State (3/21/15)	20	2-8	.250	0-4	.000	2-3	.667	1	2	3		1	0	2	1	0	4		
Notre Dame (4/6/14)	2	0-1	.000	0-0	.000	0-0	.000	0	0	0		0	0	0	0	0	0		
Louisville (4/1/14)	4	0-1	.000	0-0	.000	0-0	.000	0	0	0		0	1	2	0	0	0		
Tennessee (3/30/14)	5	0-1	.000	0-0	.000	0-0	.000	0	0	0		0	0	0	0	0	0		
Texas (3/25/14)	6	1-5	.200	0-1	.000	0-1	.000	0	0	0		0	2	0	0	1	2		
Army (3/23/14)	11	3-4	.750	0-0	.000	1-2	.500	0	0	0		1	0	2	0	1	7		
Connecticut (3/30/13)							DNP												
Michigan State (3/25/13)							DNP												
Quinnipiac (3/23/13)							DNP												
Notre Dame (3/27/12)	17	0-1	.000	0-0	.000	0-0	.000	0	1	1		1	0	5	0	2	0		
Texas A&M (3/25/12)	28	3-8	.375	1-2	.500	0-0	.000	0	4	4		1	6	2	0	2	7		
Louisville (3/19/12)	20	2-4	.500	1-2	.500	0-0	.000	0	2	2		3	5	4	0	2	5		
Navy (3/17/12)	15	1-4	.250	1-3	.333	0-0	.000	0	0	0		0	0	2	0	0	3		
CAREER	11-0	130-11.8	12-38	.316	3-12	.250	3-6	.500	1	10	11	1.0	8	15	19	1	8	28	2.6

## ChloePAVLECH

G-GS	MP-MPG	FG-FGA	PCT.	3FG-FGA	PCT.	FT-FTA	PCT.	OFF	DEF	REB	AVG	PF-FO	AST	TO	BLK	STL	PTS	AVG
Princeton (3/23/15)								DNP										
New Mexico State (3/21/15)		3	0-0	.000	0-0	.000	0-0	.000	0	0	0	0	0	0	0	0	0	
Notre Dame (4/6/14)		1	0-0	.000	0-0	.000	0-0	.000	0	0	0	0	0	0	0	0	0	
Louisville (4/1/14)								DNP										
Tennessee (3/30/14)								DNP										
Texas (3/25/14)								DNP										
Army (3/23/14)		9	0-0	.000	0-0	.000	0-0	.000	0	0	0	0	0	0	0	0	0	
Connecticut (3/30/13)		33*	4-8	.500	3-4	.750	0-0	.000	0	0	0	1	1	3	0	0	11	
Michigan State (3/25/13)		36*	3-5	.600	2-3	.667	0-0	.000	0	0	0	0	6	1	0	2	8	
Quinnipiac (3/23/13)		32*	1-7	.143	0-2	.000	0-0	.000	0	0	0	4	5	2	0	1	2	
CAREER	6-3	114-19.0	8-20	.400	5-9	.556	0-0	.000	0	0	0	0.0	5	12	6	0	3	21 3.5

## TierneyPFIRMAN

G-GS	MP-MPG	FG-FGA	PCT.	3FG-FGA	PCT.	FT-FTA	PCT.	OFF	DEF	REB	AVG	PF-FO	AST	TO	BLK	STL	PTS	AVG	
Princeton (3/23/15)	19	5-8	.625	1-1	1.000	0-0	.000	2	5	7		1	0	0	0	1	11		
New Mexico State (3/21/15)	7	1-2	.500	0-0	.000	0-0	.000	0	0	0		2	0	0	0	0	0		
Notre Dame (4/6/14)	8	0-1	.000	0-0	.000	0-0	.000	0	0	0		1	1	0	0	1	0		
Louisville (4/1/14)							DNP												
Tennessee (3/30/14)	6	0-2	.000	0-0	.000	0-0	.000	0	0	0		0	0	0	0	0	0		
Texas (3/25/14)	7	0-2	.000	0-0	.000	0-0	.000	1	2	3		0	2	0	0	0	0		
Army (3/23/14)	16	5-7	.714	0-1	.000	0-0	.000	1	7	8		3	1	1	1	1	10		
Connecticut (3/30/13)							DNP												
Michigan State (3/25/13)							DNP												
Quinnipiac (3/23/13)							DNP												
CAREER	6-0	63-10.5	11-22	.500	1-2	.500	0-0	.000	4	14	18	3.0	7	4	1	1	3	21	3.5

## ShatoriWALKER-KIMBROUGH

G-GS	MP-MPG	FG-FGA	PCT.	3FG-FGA	PCT.	FT-FTA	PCT.	OFF	DEF	REB	AVG	PF-FO	AST	TO	BLK	STL	PTS	AVG	
Princeton (3/23/15)	35*	4-12	.333	0-1	.000	2-2	1.000	1	3	4		3	0	1	1	1	10		
New Mexico State (3/21/15)	28*	4-8	.500	2-3	.667	0-0	.000	0	5	5		1	0	5	1	1	10		
Notre Dame (4/6/14)	13	0-4	.000	0-0	.000	0-0	.000	1	0	1		1	0	0	0	2	0		
Louisville (4/1/14)	20	1-6	.167	0-1	.000	4-4	1.000	3	3	6		0	0	5	0	2	6		
Tennessee (3/30/14)	19	4-8	.500	0-1	.000	2-3	.667	0	3	3		3	2	1	0	3	10		
Texas (3/25/14)	14	4-6	.667	0-1	.000	0-0	.000	0	1	1		1	0	2	0	0	8		
Army (3/23/14)	14	3-7	.429	0-0	.000	2-3	.667	2	2	4		1	2	1	1	3	8		
CAREER	7-2	143-20.4	20-51	.392	2-7	.286	8-9	.889	7	17	24	3.9	10	4	15	3	12	52	7.4

# Last Time in the NCAA TOURNAMENT

## Official Basketball Box Score -- Game Totals -- Final Statistics

### Princeton vs Maryland

03/23/15 6:30 p.m. at College Park, Md. (XFINITY Center)

#### Princeton 70 • (31-1)

#	Player		Total	3-Ptr	Rebounds			PF	TP	A	TO	Blk	Stl	Min	
			FG-FGA	FG-FGA	FT-FTA	Off	Def								Tot
15	Tarakchian, Annie	f	3-11	1-6	0-0	1	5	6	4	7	6	2	1	3	40
21	Wheatley, Alex	f	5-10	0-0	0-0	2	1	3	4	10	0	3	1	1	29
11	Dietrick, Blake	g	10-18	2-7	4-4	1	1	2	0	26	0	0	0	3	40
14	Berntsen, Amanda	g	1-2	0-0	2-2	0	1	1	0	4	0	1	0	0	13
34	Miller, Michelle	g	1-10	0-3	0-0	3	5	8	2	2	0	0	0	0	32
13	Smith, Vanessa		6-9	1-1	2-2	2	2	4	1	15	1	0	0	0	28
22	Williams, Taylor		2-2	0-0	0-0	0	0	0	0	4	1	1	0	0	7
25	Smith, Mariah		1-1	0-0	0-2	1	1	2	2	2	3	1	0	2	11
Team						1	2	3			1				
Totals			29-63	4-17	8-10	11	18	29	13	70	11	9	2	9	200

FG % 1st Half: 17-29 58.6% 2nd half: 12-34 35.3% Game: 29-63 46.0%  
 3FG % 1st Half: 1-4 25.0% 2nd half: 3-13 23.1% Game: 4-17 23.5%  
 FT % 1st Half: 3-3 100.0 2nd half: 5-7 71.4% Game: 8-10 80.0%

Deadball  
Rebounds  
1

#### Maryland 85 • (32-2)

##	Player		Total	3-Ptr	FT-FTA	Rebounds			PF	TP	A	TO	Blk	Stl	Min
			FG-FGA	FG-FGA		Off	Def	Tot							
05	Malina Howard	c	1-2	0-0	0-0	0	2	2	1	2	0	1	0	0	28
42	Brionna Jones	c	3-6	0-0	4-7	6	4	10	2	10	0	1	1	0	29
01	Laurin Mincy	g	9-11	6-7	3-4	0	4	4	0	27	7	3	0	0	37
04	Lexie Brown	g	8-16	5-11	2-2	1	5	6	2	23	4	6	0	0	39
32	S. Walker-Kimbrough	g	4-12	0-1	2-2	1	3	4	3	10	0	1	1	1	35
02	Kiara Leslie		1-1	0-0	0-0	0	0	0	0	2	1	0	0	0	5
03	Brene Moseley		0-1	0-0	0-0	0	1	1	1	0	1	0	0	0	2
12	Kristen Confroy		0-1	0-0	0-0	0	0	0	0	0	1	0	0	0	4
22	Tierney Pfirmann		5-8	1-1	0-0	2	5	7	1	11	0	0	0	1	19
33	A'Lexus Harrison		0-0	0-0	0-0	0	0	0	1	0	0	0	0	0	2
Team						1	0	1							
Totals			31-58	12-20	11-15	11	24	35	11	85	14	12	2	2	200

FG % 1st Half: 16-31 51.6% 2nd half: 15-27 55.6% Game: 31-58 53.4%  
 3FG % 1st Half: 5-12 41.7% 2nd half: 7-8 87.5% Game: 12-20 60.0%  
 FT % 1st Half: 5-6 83.3% 2nd half: 6-9 66.7% Game: 11-15 73.3%

Deadball  
Rebounds  
2

Officials: Barb Smith, Tim Daley, Maggie Tieman

Technical fouls: Princeton-None. Maryland-None.

Attendance: 7794

2015 NCAA Tournament Second Round

Score by periods	1st	2nd	Total
Princeton	38	32	70
Maryland	42	43	85

	In	Off	2nd	Fast	
Points	Paint	T/O	Chance	Break	Bench
PRIN	46	9	10	4	21
UMD	20	19	11	4	13

Last FG - PRIN 2nd-01:12, UMD 2nd-00:45.

Largest lead - PRIN by 4 1st-05:58, UMD by 24 2nd-07:32.

PRIN led for 09:50. UMD led for 29:07. Game was tied for 00:37.

Score tied - 1 time.

Lead changed - 13 times.

# Last Time VS. DUKE

## Official Basketball Box Score -- Game Totals -- Final Statistics

### Maryland vs Duke

02/17/14 7:00 PM at Durham, N.C. (Cameron Indoor Stadium)

#### Maryland 63 • 20-5 (8-4 ACC)

##	Player		Total	3-Ptr	FT-FTA	Rebounds			PF	TP	A	TO	Blk	Stl	Min
			FG-FGA	FG-FGA		Off	Def	Tot							
25	Alyssa Thomas	f	5-16	0-2	4-5	3	9	12	3	14	8	2	0	1	37
42	Brionna Jones	f	3-8	0-0	1-2	6	0	6	1	7	1	1	2	2	22
13	Alicia DeV Vaughn	c	4-9	0-0	2-3	5	3	8	1	10	1	1	3	3	31
04	Lexie Brown	g	4-15	2-8	3-4	0	1	1	2	13	2	2	0	2	37
40	Katie Rutan	g	3-6	2-5	0-0	1	0	1	4	8	0	2	0	1	23
01	Laurin Mincy		0-3	0-2	0-0	0	1	1	2	0	0	0	0	0	7
03	Brene Moseley		1-5	1-3	2-2	0	1	1	3	5	1	0	0	1	11
05	Malina Howard		0-0	0-0	0-0	0	0	0	0	0	0	0	0	0	2
22	Tierney Pfirmann		1-2	0-0	0-0	1	1	2	0	2	0	0	0	0	11
32	S. Walker-Kimbrough		2-7	0-1	0-2	3	0	3	3	4	2	3	0	1	19
Team						1	1	2							
Totals			23-71	5-21	12-18	20	17	37	19	63	15	11	5	11	200

FG % 1st Half: 11-34 32.4% 2nd half: 12-37 32.4% Game: 23-71 32.4%  
 3FG % 1st Half: 3-11 27.3% 2nd half: 2-10 20.0% Game: 5-21 23.8%  
 FT % 1st Half: 6-10 60.0% 2nd half: 6-8 75.0% Game: 12-18 66.7%

Deadball  
Rebounds  
3

#### Duke 84 • 23-3 (10-2 ACC)

##	Player		Total	3-Ptr	FT-FTA	Rebounds			PF	TP	A	TO	Blk	Stl	Min
			FG-FGA	FG-FGA		Off	Def	Tot							
32	Tricia Liston	f	4-6	2-2	2-2	3	2	5	3	12	1	3	0	0	31
33	Haley Peters	f	1-7	0-0	1-2	0	4	4	2	3	1	3	0	1	33
01	Elizabeth Williams	c	7-14	0-0	3-4	4	7	11	2	17	3	1	3	4	38
02	Alexis Jones	g	8-14	5-9	1-1	0	4	4	1	22	4	4	0	1	37
15	Richa Jackson	g	5-9	1-2	8-11	1	3	4	0	19	1	2	1	4	33
14	Ka'lia Johnson		0-0	0-0	0-0	0	0	0	1	0	0	0	0	0	1
21	K. McCravey-Cooper		3-3	0-0	0-0	1	2	3	3	6	1	0	1	0	10
22	Oderah Chidom		2-4	0-0	1-1	2	4	6	2	5	1	3	1	0	17
Team						2	5	7							
Totals			30-57	8-13	16-21	13	31	44	14	84	12	16	6	10	200

FG % 1st Half: 17-33 51.5% 2nd half: 13-24 54.2% Game: 30-57 52.6%  
 3FG % 1st Half: 3-6 50.0% 2nd half: 5-7 71.4% Game: 8-13 61.5%  
 FT % 1st Half: 1-1 100.0 2nd half: 15-20 75.0% Game: 16-21 76.2%

Deadball  
Rebounds  
2

Officials: Bryan Enterline, Eric Brewton, Maj Forsberg  
 Technical fouls: Maryland-None. Duke-None.  
 Attendance: 5604

Score by periods	1st	2nd	Total
Maryland	31	32	63
Duke	38	46	84

	In	Off	2nd	Fast	
Points	Paint	T/O	Chance	Break	Bench
UMD	26	19	16	9	11
DUKE	38	12	20	12	11

Last FG - UMD 2nd-00:58, DUKE 2nd-00:01.  
 Largest lead - UMD by 3 1st-12:44, DUKE by 21 2nd-00:01.

Score tied - 2 times.  
 Lead changed - 8 times.



# NCAA Tournament INDIVIDUAL RECORDS

## Game Records

### Points

Rk.	PTS	Player (Year)
1.	42	Marissa Coleman (vs. Vanderbilt, RSF, 3/28/09)
2.	35	Kristi Toliver (vs. Stanford, RF, 3/31/08)
3.	34	Crystal Langhorne (vs. Baylor, RSF, 3/25/06)
4.	33	Alyssa Thomas (vs. Tennessee, RSF, 3/30/14)
	33	Vicky Bullett (Ohio State, RSF, 3/24-88)
6.	32	Deanna Tate (vs. Texas, RF, 3/25/89)
7.	30	Crystal Langhorne (vs. St. John's, 2R, 3/21/06)
	30	Deanna Tate (vs. Stephen F. Austin, RSF, 3/23/89)
9.	29	Alyssa Thomas (vs. Quinnipiac, 1R, 3/23/13)
	29	Christy Winters (vs. Appalachian State, 1R, 3/14/90)
	29	Vicky Bullett (vs. Bowling Green, 2R, 3/18/89)

### Field Goals Made

Rk.	FGM	Player (Year)
1.	15	Marissa Coleman (vs. Vanderbilt, RSF, 3/28/09)
2.	14	Alyssa Thomas (vs. Tennessee, RSF, 3/30/14)
	14	Kristi Toliver (vs. Stanford, RF, 3/31/08)
	14	Crystal Langhorne (vs. Baylor, RSF, 3/25/06)
	14	Deanna Tate (vs. Stephen F. Austin, RSF, 3/18/89)
	14	Vicky Bullett (vs. Ohio State, RSF, 3/24/88)
7.	13	Christy Winters (vs. Appalachian State, 1R, 3/14/90)
8.	12	Alyssa Thomas (vs. Michigan State, 2R, 3/25/13)
	12	Alyssa Thomas (vs. Quinnipiac, 1R, 3/23/13)
	12	3 others

### Field Goals Attempted

Rk.	FGA	Player (Year)
1.	29	Vicky Bullett (vs. Bowling Green, 2R, 3/18/89)
2.	27	Marissa Coleman (vs. Vanderbilt, RSF, 3/28/09)
3.	25	Alyssa Thomas (vs. Tennessee, RSF, 3/30/14)
	25	Deanna Tate (vs. Tennessee, FF, 3/31/89)
	25	Deanna Tate (vs. Ohio State, 1R, 3/16/86)
6.	24	Deanna Tate (vs. Texas, RF, 3/25/89)
7.	23	Alyssa Thomas (vs. Quinnipiac, 1R, 3/23/13)
8.	22	Kristi Toliver (vs. Utah, RF, 3/27/06)
9.	21	Alyssa Thomas (vs. Texas A&M, RSF, 3/25/12)
	21	4 others

### 3-Point Field Goals Made

Rk.	FGM	Player (Year)
1.	6	LAURIN MINCY (vs. Princeton, 2R, 3/23/15)
	6	Kristi Toliver (vs. Utah, RF, 3/27/06)
3.	5	LEXIE BROWN (vs. Princeton, 2R, 3/23/15)
4.	4	Katie Rutan (at Louisville, RF, 4/1/14)
	4	Kristi Toliver (vs. Louisville, RF, 3/30/09)
6.	3	LEXIE BROWN (vs. Army, 1R, 3/23/14)
	3	CHLOE PAVLECH (vs. UConn, RSF, 3/30/13)
	3	17 others

### 3-Point Field Goals Attempted

Rk.	FGA	Player (Year)
1.	13	Kristi Toliver (vs. Mississippi, 2R, 3/20/07)
2.	11	LEXIE BROWN (vs. Princeton, 2R, 3/23/15)
3.	10	Kristi Toliver (vs. Louisville, RF, 3/30/09)
4.	9	Kristi Toliver (vs. Vanderbilt, RSF, 3/28/09)
	9	Kristi Toliver (vs. St. John's, 2R, 3/21/06)
	9	Kristi Toliver (vs. Utah, RSF, 3/27/06)
	9	Marche Strickland (vs. Colorado State, 1R, 3/17/01)
	9	Tiffany Brown (vs. Purdue, 1R, 3/14/97)
9.	8	LEXIE BROWN (at Louisville, RF, 4/1/14)
	8	LAURIN MINCY (vs. Georgetown, 2R, 3/22/11)
	8	3 others

### Free Throws Made

Rk.	FTM	Player (Year)
-----	-----	---------------

1.	11	Alyssa Thomas (vs. Georgetown, 2R, 3/22/11)
	11	Shay Doron (vs. LSU, 2R, 3/23/04)
3.	10	LAURIN MINCY (vs. Louisville, 2R, 3/19/12)
	10	Marissa Coleman (vs. Vanderbilt, RSF, 3/28/09)
	10	Carla Holmes (vs. Texas, RF, 3/25/89)
6.	9	LEXIE BROWN (at Louisville, RF, 4/1/14)
	9	Crystal Langhorne (vs. Coppin State, 1R, 3/23/08)
	9	Shay Doron (vs. St. John's, 2R, 3/21/06)
	9	Jasmina Perazic (vs. Missouri, RSF, 3/19/82)
10.	8	BRIONNA JONES (vs. NMSU, 1R, 3/21/15)
	8	7 others

### Free Throws Attempted

Rk.	FTA	Player (Year)
1.	13	LAURIN MINCY (vs. Louisville, 2R, 3/19/12)
2.	12	Shay Doron (vs. LSU, 2R, 3/23/04)
3.	11	Alyssa Thomas (vs. Georgetown, 2R, 3/22/11)
	11	Marissa Coleman (vs. Vanderbilt, RSF, 3/28/09)
	11	Crystal Langhorne (vs. Coppin State, 1R, 3/23/08)
	11	Shay Doron (vs. Miami, 1R, 3/21/04)
	11	Carla Holmes (vs. Texas, RF, 3/25/89)

### Rebounds

Rk.	RBS	Player (Year)
1.	18	Marissa Coleman (vs. Utah, 2R, 3/24/09)
	18	Vicky Bullett (vs. Bowling Green, 2R, 3/19/89)
3.	17	Alicia DeVaughn (vs. Quinnipiac, 1R, 3/23/13)
	17	Demauria Liles (vs. Utah, 2R, 3/24/09)
5.	16	Tianna Hawkins (vs. Quinnipiac, 1R, 3/23/13)
	16	Crystal Langhorne (vs. Ohio State, 2R, 3/22/05)
7.	15	Marissa Coleman (vs. Vanderbilt, RSF, 3/28/09)
	15	Crystal Langhorne (vs. Baylor, RSF, 3/25/06)
9.	14	Alyssa Thomas (vs. Army, 1R, 3/23/14)
	14	Alyssa Thomas (vs. Georgetown, 2R, 3/22/11)
	14	Tianna Hawkins (vs. Louisville, 2R, 3/19/12)
	14	2 others

### Assists

Rk.	ATS	Player (Year)
1.	13	Debbie Lytle (vs. Stanford, 2R, 3/14/82)
2.	12	Kristi Toliver (vs. Sacred Heart, 1R, 3/19/06)
3.	11	Terri Bradley (vs. Appalachian State, 1R, 3/14/90)
4.	10	Carla Holmes (vs. St. Joseph's, 2R, 3/19/88)
5.	9	Kristi Toliver (vs. Harvard, 1R, 3/18/07)
	9	Terri Bradley (vs. Providence, 2R, 3/17/90)
	9	Carla Holmes (vs. Appalachian State, 1R, 3/14/90)
8.	8	LEXIE BROWN (vs. Notre Dame, FF, 4/6/14)
	8	4 others

### Blocked Shots

Rk.	B	Player (Year)
1.	4	Tianna Hawkins (vs. UConn, RSF, 3/30/13)
	4	others
5.	3	LAURIN MINCY (vs. Texas A&M, RSF, 3/25/12)
	5	others

## Series Records Points

Rk.	PTS	Player (Year)
1.	132	Crystal Langhorne ('06)
2.	106	Deanna Tate ('89)
3.	98	Alyssa Thomas ('14)
4.	87	Marissa Coleman ('09)
5.	86	Vicky Bullett ('89)
6.	84	Crystal Langhorne ('08)
	84	Laura Harper ('06)
	84	Kristi Toliver ('06)
9.	76	LEXIE BROWN ('14)

10.	75	Kristi Toliver ('08)
	75	Kristi Toliver ('09)

### Scoring Average

#### min. 2 games

Rk.	PTS	Player (Year)
1.	26.5	Deanna Tate ('89) (106)
2.	23.3	Alyssa Thomas ('13) (70)
3.	23.0	LAURIN MINCY ('15) (46)
4.	22.0	Crystal Langhorne ('06) (132)
5.	21.8	Marissa Coleman ('09) (87)
6.	21.5	Vicky Bullett ('89) (86)
7.	21.3	Vicky Bullett ('88) (64)
8.	21.0	Crystal Langhorne ('08) (84)
	21.0	Shay Doron ('04) (42)
10.	19.6	Alyssa Thomas ('14) (98)
11.	19.5	Alyssa Thomas ('11) (39)
12.	19.0	Crystal Langhorne ('05) (38)

### Field Goals Made

Rk.	FGM	Player (Year)
1.	53	Crystal Langhorne ('06)
2.	44	Deanna Tate ('89)
3.	36	Alyssa Thomas ('14)
4.	33	Marissa Coleman ('09)
	33	Vicky Bullett ('89)
6.	31	Kristi Toliver ('06)
7.	30	Crystal Langhorne ('08)
8.	29	Kristi Toliver ('09)
9.	28	Alyssa Thomas ('13)
	28	Jasmina Perazic ('82)
11.	27	Alyssa Thomas ('12)

### Field Goal Percentage

#### min. 15 attempts

Rk.	FG%	Player (Year)
1.	.750	LAURIN MINCY ('15) (15 for 20)
2.	.716	Crystal Langhorne ('06) (53 for 74)
3.	.714	Jessie Hicks ('92) (15 for 21)
4.	.676	Belinda Pearman ('82) (23 for 34)
5.	.652	Crystal Langhorne ('08) (30 for 46)
6.	.650	Vicky Bullett ('88) (26 for 40)
7.	.647	Subrina Rivers ('90) (11 for 17)
8.	.625	BRIONNA JONES ('15) (10 for 16)
	.625	Crystal Washington ('04) (10 for 16)
10.	.613	Debbie Lytle ('82) (19 for 31)

### 3-Point Field Goals Made

Rk.	FGM	Player (Year)
1.	14	Kristi Toliver ('06)
2.	11	Kristi Toliver ('09)
3.	8	LAURIN MINCY ('15)
4.	7	LEXIE BROWN ('14)
	7	Katie Rutan ('14)
6.	6	LEXIE BROWN ('15)
	6	LAURIN MINCY ('14)
	6	Kristi Toliver ('07)
	6	Ashleigh Newman ('06)
10.	5	CHLOE PAVLECH ('13)
	5	LAURIN MINCY ('12)
	5	4 others

### 3-Point Field Goal Percentage

#### min. 7 attempts

Rk.	FG%	Player (Year)
1.	.800	LAURIN MINCY ('15) (8 for 10)
2.	.583	Katie Rutan ('14) (7 for 11)
3.	.556	CHLOE PAVLECH ('13) (5 for 9)

# NCAA Tournament INDIVIDUAL RECORDS

3.	.500	<b>LAURIN MINCY ('12) (5 for 10)</b>
4.	.462	Ashleigh Newman ('06) (6 for 13)
5.	.444	Marissa Coleman ('09) (4 for 9)
6.	.429	<b>BRENE MOSELEY ('12) (3 for 7)</b>
7.	.400	Lisa Brown ('88) (4 for 10)
8.	.378	Kristi Toliver ('06) (14 for 37)
9.	.375	<b>LEXIE BROWN ('15) (6 for 16)</b>
10.	.367	Kristi Toliver ('09) (11 for 30)
11.	.357	Carla Holmes ('89) (5 for 14)

## Free Throws Made

Rk.	FTM	Player (Year)
1.	30	Laura Harper ('06)
2.	26	Crystal Langhorne ('06)
3.	34	Alyssa Thomas ('14)
	24	Crystal Langhorne ('08)
5.	23	Shay Doron ('06)
6.	20	Vicky Bullett ('89)
7.	19	<b>LEXIE BROWN ('14)</b>
	19	Laura Harper ('08)
9.	18	<b>LAURIN MINCY ('12)</b>
	18	Shay Doron ('04)
11.	17	Marissa Coleman ('09)
	17	Marissa Coleman ('08)
	17	Deanna Tate ('89)

## Free Throws Attempted

Rk.	FTA	Player (Year)
1.	39	Laura Harper ('06)
	39	Crystal Langhorne ('06)
3.	32	Crystal Langhorne ('08)
4.	31	Alyssa Thomas ('14)
5.	28	Shay Doron ('06)
6.	27	Laura Harper ('08)
7.	24	<b>LEXIE BROWN ('14)</b>
	24	Vicky Bullett ('89)
9.	23	<b>LAURIN MINCY ('12)</b>
	23	Marissa Coleman ('08)
	23	Shay Doron ('04)

## Free Throw Percentage

Rk.	FT%	Player (Year)
1.	1.000	Alyssa Thomas ('11) (15 for 15)
2.	.944	Deanna Tate ('89) (17 for 18)
3.	.941	Kristi Toliver ('08) (16 for 17)
4.	.938	Jasmina Perazic ('82) (15 for 16)
5.	.923	Carla Holmes ('89) (12 for 13)
	.923	Vicky Bullett ('88) (12 for 13)
7.	.875	Marissa Coleman ('06) (14 for 16)
8.	.846	<b>LAURIN MINCY ('14) (11 for 13)</b>
9.	.833	Vicky Bullett ('89) (20 for 24)
11.	.821	Shay Doron ('06) (23 for 28)

## Rebounds

Rk.	RBS	Player (Year)
1.	61	Marissa Coleman ('06)
2.	57	Alyssa Thomas ('14)
3.	50	Marissa Coleman ('09)
	50	Laura Harper ('06)
5.	49	Crystal Langhorne ('06)
6.	48	Demauria Liles ('09)
7.	42	Vicky Bullett ('89)
8.	41	Crystal Langhorne ('08)
9.	38	Alicia DeVaughn ('13)
10.	35	Tianna Hawkins ('13)

11.	34	Alicia DeVaughn ('13)
	34	Myra Waters ('82)

## Rebounding Average

min. 2 games

Rk.	RBS	Player (Year)
1.	13.5	Alicia DeVaughn ('13) (27)
	13.5	Tianna Hawkins ('13) (27)
3.	13.0	Crystal Langhorne ('05) (26)
4.	12.5	Marissa Coleman ('09) (50)
6.	12.0	Demauria Liles ('09) (48)
7.	11.4	Alyssa Thomas ('14) (51)
8.	11.0	<b>BRIONNA JONES ('15) (22)</b>
9.	10.5	Marissa Coleman ('07) (21)
	10.5	Vicky Bullett ('89) (42)
11.	10.3	Crystal Langhorne ('08) (41)
12.	10.2	Marissa Coleman ('06) (61)
13.	9.5	Lynetta Kizer ('11) (19)
14.	9.0	Alyssa Thomas ('11) (18)
	9.0	Chrissy Fisher ('04) (27)
	9.0	Vicky Bullett ('88) (27)

## Assists

Rk.	A	Player (Year)
1.	35	Kristi Toliver ('06)
2.	27	Kristi Toliver ('08)
3.	26	Debbie Lytle ('82)
4.	23	<b>LEXIE BROWN ('14)</b>
5.	20	Marissa Coleman ('06)
	20	Terri Bradley ('90)
	20	Carla Holmes ('88)
8.	18	Deanna Tate ('89)
	18	Deanna Tate ('88)

## Blocks

Rk.	B	Player (Year)
1.	9	Vicky Bullett ('89)
2.	6	Delvona Oliver ('04)
3.	5	Demauria Liles ('09)
	5	Marissa Coleman ('06)
	5	Laura Harper ('06)
	5	Vicky Bullett ('88)
7.	4	Alicia DeVaughn ('13)
	4	Alicia DeVaughn ('13)
	4	Tianna Hawkins ('13)
	4	Lynetta Kizer ('09)
	4	Marissa Coleman ('09)
	4	Laura Harper ('07)
	4	Jessie Hicks ('90)

## Steals

Rk.	S	Player (Year)
1.	19	Deanna Tate ('89)
2.	12	Shay Doron ('06)
3.	11	Vicky Bullett ('89)
	11	Carla Holmes ('89)
	11	Myra Waters ('82)
6.	10	<b>S. WALKER-KIMBROUGH ('14)</b>
	10	Subrina Waters ('89)
8.	9	<b>LAURIN MINCY ('14)</b>
	9	Deanna Tate ('89)
10.	8	<b>LEXIE BROWN ('14)</b>
	8	Tianna Hawkins ('12)
	8	Vicky Bullett ('88)

# NCAA Tournament TEAM RECORDS

## Largest Margin of Victory

46 vs. Stephen F. Austin (89-54), 3/23/89

## Points

Series High - 492 in 2006 (6 games)

Single Game High - 100 vs. Appalachian State (3/14/90)

Single Game Low - 48 vs. Purdue (3/14/97)

## Scoring Average

Series High - 87.5 in 1990 (2 games)

Series Low - 63.5 in 2011 (2 games)

## Field Goals Made

Series High - 177 in 2006 (6 games)

Single Game High - 47 vs. Appalachian State (3/14/90)

Single Game Low - 18 vs. Georgetown (3/22/11)

## Field Goals Attempted

Series High - 301 in 2014 (5 games)

Single Game High - 80 vs. Bowling Green (3/18/89)

Single Game Low - 47 vs. SW Missouri State (3/20/93); vs. Old Dominion (3/24/84)

## Field Goal Percentage

Series High - .564 in 1983 (66 for 117, 2 games)

Series Low - .357 in 2011 (41 for 115, 2 games)

Single Game High - .681 vs. SW Missouri State (32 for 47), 3/20/93

Single Game Low - .316 vs. Georgetown (18 for 57), 3/22/11

## 3-Point Field Goals Made

Series High - 29 in 2006 (6 games)

Single Game High - 12 vs. Princeton (3/23/15)

Single Game Low - 0 vs. Notre Dame (3/27/12); 0 vs. Purdue (3/26/92); vs. Appalachian State (3/14/90); vs. Bowling Green (3/18/89)

## 3-Point Field Goals Attempted

Series High - 88 in 2006 (6 games)

Single Game High - 25 vs. Mississippi (3/20/07)

Single Game Low - 0 vs. Appalachian State (3/14/90)

## 3-Point FG Percentage

Series High - .459 in 2015 (2 games)

Series Low - .167 in 1990 (1 for 6), 2 games

Single Game High - .667 vs. Stephen F. Austin (2 for 3), 3/23/89

Single Game Low - .000 vs. Notre Dame (0 for 8), 3/27/12; .000 vs. Purdue (0 for 3), 3/26/92; vs. Bowling Green (0 for 2), 3/18/89

## Free Throws Made

Series High - 109 in 2006 (6 games)

Single Game High - 28 vs. Coppin State (3/23/08)

Single Game Low - 5 vs. Notre Dame (3/27/12); vs. Ohio State (3/22/05); vs. St. Joseph's (3/19/88)

## Free Throws Attempted

Series High - 142 in 2006 (6 games)

Single Game High - 35 vs. Coppin State (3/23/08)

Single Game Low - 6 vs. St. Joseph's (3/19/88)

## Free Throw Percentage

Series High - .833 in 1988 (35 for 42, 3 games)

Series Low - .579 in 2005 (22 for 38, 2 games)

Single Game High - .938 vs. SW Missouri State (15 for 16), 3/20/93

Single Game Low - .500 vs. Ohio State (5 for 10), 3/22/05

## Rebounds

Series High - 285 in 2006 (6 games)

Single Game High - 59 vs. Quinnipiac (3/23/13)

Single Game Low - 13 vs. Old Dominion (3/24/83)

## Rebounding Average

Series High - 48.0 in 2009 (192 in 4 games)

Series Low - 29.0 in 1983 (58 in 2 games)

## Fouls

Series High - 101 in 2006 (6 games)

Single Game High - 29 vs. Ohio State (3/16/86)

Single Game Low - 7 vs. Sacred Heart (3/19/06)

## Assists

Series High - 96 in 2006 (6 games)

Single Game High - 31 vs. Appalachian State (3/14/90)

Single Game Low - 6 vs. Tennessee (3/31/89)

## Blocks

Series High - 18 in 2006 (6 games)

Single Game High - 7 vs. Utah (3/27/06); vs. Miami (3/21/04)

Single Game Low - 0 six times, most recently 3/30/14 vs. Tennessee

## Steals

Series High - 60 in 1989 (4 games)

Single Game High - 25 vs. Stephen F. Austin (3/23/89)

Single Game Low - 1 vs. Vanderbilt (3/28/09); Baylor (3/25/06); vs. LSU (3/23/04)

## Opponent Records Points

Series High - 402 in 2006 (6 games)

Single Game High - 104 by Auburn (3/26/88)

Single Game Low - 48 by Saint Francis (Pa.) (3/20/11); by Stanford (3/14/82)

## Scoring Average

Series High - 80.5 in 2004 (161 in 2 games)

Series Low - 59.0 in 2013 (177 in 3 games)

## Field Goals Made

Series High - 144 in 2006 (6 games)

Single Game High - 44 by Auburn (3/26/88)

Single Game Low - 16 by Saint Francis (Pa.) (3/20/11)

## Field Goals Attempted

Series High - 402 in 2006 (6 games)

Single Game High - 80 by Cheyney State (3/17/84); by Central Michigan (3/19/83)

Single Game Low - 46 by Colorado State (3/17/01)

## Field Goal Percentage

Series High - .505 in 1988 (104 for 206, 3 games)

Series Low - .356 in 2011 (37 for 104, 2 games)

Single Game High - .611 by Auburn (44 for 72), 3/26/88

Single Game Low - .230 by Quinnipiac (17 for 74), 3/23/13

## 3-Point Field Goals Made

Series High - 36 in 2006 (6 games)

Single Game High - 14 by Colorado State (3/17/01); by Stanford (3/31/08)

Single Game Low - 0 by Tennessee (3/31/89); by Stephen F. Austin (3/23/89)

## 3-Point Field Goals Attempted

Series High - 114 in 2006 (6 games)

Single Game High - 28 by Vanderbilt (3/28/09), by Stanford (3/31/08); by Toledo (3/21/92)

Single Game Low - 0 by Tennessee (3/31/89)

## 3-Point FG Percentage

Series High - .536 in 1990 (15 for 28, 2 games)

Series Low - .276 in 2009 (21 for 76, 4 games)

Single Game High - .583 by Colorado State (14 for 24), 3/17/01

Single Game Low - .091 by UW-Green Bay (1 for 11), 3/20/05

## Free Throws Made

Series High - 77 in 2006 (6 games)

Single Game High - 31 by Ohio State (3/16/86)

Single Game Low - 1 by St. Joseph's (3/19/88)

## Free Throws Attempted

Series High - 108 in 2006 (6 games)

Single Game High - 40 by Ohio State (3/16/86)

Single Game Low - 1 by St. Joseph's (3/19/88)

## Free Throw Percentage

Series High - .892 in 2007 (33 for 37, 2 games)

Series Low - .559 in 2005 (19 for 34, 2 games)

Single Game High - 1.000 by Navy (2 for 2), 3/17/12; .909 by

Purdue (10 for 11), 3/26/92

Single Game Low - .462 by Nebraska (6 for 13), 3/25/08

## Rebounds

Series High - 207 in 2006 (6 games)

Single Game High - 50 by Notre Dame (4/6/14)

Single Game Low - 14 by SW Missouri State (3/20/93)

## Rebounding Average

Series High - 40.8 in 1989 (163, 4 games)

Series Low - 30.5 in 2007 (61, 2 games)

## Fouls

Series High - 110 in 2006 (6 games)

Single Game High - 24 by Coppin State (3/23/08)

Single Game Low - 11 by Notre Dame (3/27/12); Ohio State (3/22/05); by Tennessee (3/31/89)

## Assists

Series High - 84 in 2006 (6 games)

Single Game High - 22 by Ohio State (3/22/05); 3 others

Single Game Low - 3 by Dartmouth (3/22/09)

## Blocks

Series High - 23 in 2006 (6 games)

Single Game High - 7 by Connecticut (3/13/13); Bowling Green (3/18/89)

Single Game Low - 0 by Purdue (3/14/97); by SW Missouri State (3/20/93)

## Steals

Series High - 50 in 2006 (6 games)

Single Game High - 18 by Louisville, 4/1/14

Single Game Low - 2 by Baylor (3/25/06); 2 others



# 2014-15 Maryland Women's Basketball

## 2014-15 Season RESULTS

RECORD:	OVERALL	HOME	AWAY	NEUTRAL
ALL GAMES	32-2	17-0	11-1	4-1
B1G GAMES	18-0	9-0	9-0	
NON-CONFERENCE	14-2	8-0	2-1	4-1

DATE	TIME	MD RANK	OPPONENT	OPP RANK	RESULT	ATTEND	HIGH POINTS	HIGH REBS	HIGH ASTS
11/14/14	11:00	10/8	MOUNT ST. MARY'S	--	W, 109-49	4,177	Pfirman, Leslie (16)	Pfirman (11)	Confroy (7)
11/16/14	2:00	10/8	WAGNER	--	W, 97-24	3,353	Brown (13)	Jones, Leslie (10)	Moseley (7)
11/19/14	7:00	9/8	SOUTH FLORIDA	RV/25	W, 85-67	3,165	Walker-Kimbrough (25)	Howard (11)	Mincy (5)
11/22/14	3:30	9/8	at George Washington	--	W, 75-65	1,395	Mincy (23)	Walker-Kimbrough (8)	Brown (3)
11/24/14	7:00	10/8	LOYOLA	--	W, 65-43	2,194	Mincy (13)	Jones (7)	Harrison (4)
11/28/14	2:30	10/8	vs. James Madison%	RV/23	W, 80-64	145	Mincy (23)	Walker-Kimbrough, Jones (7)	Mincy (5)
11/29/14	2:30	10/8	vs. Washington State%	--	L, 64-70	154	Jones (23)	Brown, Harrison (6)	Mincy (5)
12/03/14	7:00	15/10	at Notre Dame\$	2/1	L, 72-92	9,189	Brown, Mincy (20)	Jones, Leslie (5)	Mincy (3)
12/08/14	2:00	15/10	TOWSON	--	W, 81-52	3,887	Jones (17)	Jones (8)	Pavlech (4)
12/12/14	7:00	14/11	AMERICAN	--	W, 94-50	3,498	Walker-Kimbrough (23)	Walker-Kimbrough (10)	Brown (8)
12/21/14	2:00	14/11	at Coppin State	--	W, 110-51	1,102	Moseley (18)	Harrison (8)	Moseley (8)
12/29/14	7:00	14/9	OHIO STATE*	--	W, 87-78	5,671	Jones (23)	Jones (14)	Brown (7)
01/03/15	4:00	14/10	at Nebraska*	12/16	W, 75-47	7,505	Walker-Kimbrough (24)	Howard, Walker-Kimbrough (9)	Brown (6)
01/08/15	6:30	12/10	PURDUE*	--	W, 88-64	4,272	Walker-Kimbrough (18)	Jones (17)	Pfirman (6)
01/11/15	3:00	12/10	at Minnesota*	23/RV	W, 77-73	5,468	Brown (20)	Howard (9)	Brown (7)
01/15/15	9:00	8/8	at Rutgers*	22/24	W, 71-59	2,116	Mincy (24)	Jones (14)	Mincy (6)
01/18/15	2:00	8/8	ILLINOIS*	--	W, 74-54	6,191	Jones (24)	Jones (14)	Brown (8)
01/22/15	7:00	7/6	MICHIGAN STATE*	--	W, 85-56	5,012	Mincy (17)	Jones, Walker-Kimbrough (6)	Brown (7)
01/25/15	3:00	7/6	at Indiana*	--	W, 84-74	3,670	Brown (21)	Jones (14)	Mincy, Confroy (4)
01/29/15	7:00	5/5	at Michigan*	--	W, 91-65	1,358	Mincy (24)	Jones (13)	Brown (8)
02/01/15	4:00	5/5	IOWA*	20/17	W, 93-88	5,373	Brown (26)	Jones (15)	Brown (7)
02/05/15	7:00	5/5	at Penn State*	--	W, 77-62	3,809	Walker-Kimbrough (21)	Jones (11)	Brown (10)
02/08/15	4:00	5/5	NEBRASKA*	19/19	W, 59-47	10,937	Brown (14)	Jones (9)	Brown (4)
02/10/15	9:00	5/5	RUTGERS*	18/17	W, 80-69	3,636	Brown (19)	Harrison (12)	Mincy (4)
02/16/15	7:00	5/5	at Michigan State*	--	W, 75-69	5,562	Jones (17)	Jones (11)	Brown (8)
02/19/15	9:00	5/5	at Wisconsin*	--	W, 81-70	3,026	Jones (20)	Jones (15)	Brown (7)
02/23/15	7:00	5/5	PENN STATE*	--	W, 65-34	6,307	Jones (17)	Howard (8)	Brown (4)
02/26/15	7:00	5/5	INDIANA*	--	W, 83-72	5,601	Mincy (28)	Jones, Howard (6)	Brown (7)
03/01/15	1:00	5/5	at Northwestern*	25/RV	W, 69-48	1,743	Moseley (18)	Jones (13)	Walker-Kimbrough (9)
03/06/15	12:00	4/3	vs. Michigan State^	--	W, 70-60	5,293	Brown (27)	Jones (7)	Walker-Kimbrough (5)
03/07/15	7:00	4/3	vs. Northwestern^	24/RV	W, 74-63	5,642	Brown (17)	Jones (9)	Mincy (5)
03/08/15	7:00	4/3	vs. Ohio State^	RV/RV	W, 77-74	4,131	Brown (19)	Howard (12)	Brown (6)
03/21/15	1:30	4/3	NEW MEXICO STATE^^	--	W, 75-57	7,948	Jones (22)	Jones (12)	Brown (5)
03/23/15	6:30	4/3	PRINCETON^^	13/13	W, 85-70	7,794	Mincy (27)	Jones (10)	Mincy (7)

All Times Eastern

Rankings listed as AP/Coaches

%-San Juan Shootout (Guaynabo, Puerto Rico)

\$-ACC/Big Ten Challenge

\*-B1G game

^--B1G Tournament

^^-NCAA Tournament

# 2014-15 Maryland Women's Basketball

## ► 1: MOUNT ST. MARY'S

Official Basketball Box Score -- Game Totals -- Final Statistics																			
Mount St. Mary's vs Maryland																			
11/14/14 11:00 a.m. at College Park, Md. (XFINITY Center)																			
Mount St. Mary's 45 • 0-1																			
##	Player	Total	3-Ptr	Rebounds	FT	PF	TP	A	To	Bk	Sol	Min							
		FG-FGA	FG-FGA	FT-FTA	Off	Def	Tot												
45	EISENHARD, Kaitlyn	1-6	0-0	1-2	6	4	10	4	3	1	2	1	13						
21	BATES, Kayla	0-1	0-1	0-0	0	3	3	0	0	1	3	0	11						
21	CHICKVEY, Jody	2-8	1-4	1-2	1	2	2	5	1	8	0	3	25						
24	BREWER, Jacqueline	4-12	1-4	3-4	0	1	1	12	1	2	0	1	38						
42	CARNEY, Jenn	3-7	2-5	2-2	1	3	4	3	10	1	2	1	26						
03	BELANGER-FINN, K.	0-2	0-0	0-0	0	1	1	3	0	1	7	0	10						
11	DICKSON, Katrice	1-4	0-0	1-2	0	3	3	1	3	1	4	0	13						
13	KOURTIS, Stacy	0-0	0-0	1-2	2	0	2	0	1	0	0	0	3						
23	BUZARD, Jackie	0-1	0-1	0-0	0	0	0	0	0	0	0	0	1						
11	HARRIS, Jessica	2-5	2-2	0-0	0	1	1	2	6	0	0	0	12						
12	HUMMELL, Caroline	0-0	0-0	0-2	1	0	1	2	0	0	0	0	19						
44	ARTHUR-WILLIAMS, S.	2-5	0-0	1-4	0	0	0	2	5	0	0	0	19						
Team																			
Totals		15-51	5-14	10-20	12	18	30	20	45	7	29	2	7	200					
FG % 1st half: 9-30 30.0%													2nd half: 6-21 28.6%		Game: 15-51 29.4%		Deadball Rebounds		
3FG % 1st half: 3-9 33.3%													2nd half: 5-14 35.7%		Game: 8-23 34.6%		2		
FT % 1st half: 4-7 57.1%													2nd half: 6-13 46.2%		Game: 10-20 50.0%				
Maryland 109 • 1-0																			
##	Player	Total	3-Ptr	Rebounds	FT	PF	TP	A	To	Bk	Sol	Min							
		FG-FGA	FG-FGA	FT-FTA	Off	Def	Tot												
05	Malina Howard	3-5	0-2	4-4	0	3	3	0	2	0	0	23							
32	S. Walker-Kimbrough	3-5	0-0	4-4	1	0	1	2	0	3	0	2	15						
42	Bronna Jones	5-7	0-0	0-1	1	4	5	4	0	1	4	3	16						
01	Laurin Mincy	2-6	0-1	5-5	2	5	7	2	9	5	0	0	21						
04	Lexie Brown	4-8	2-5	2-2	1	1	2	1	2	4	1	0	18						
09	Aja Ellison	1-1	0-0	0-2	0	1	1	2	0	1	2	0	13						
02	Kiara Leslie	6-9	2-5	2-3	1	6	7	1	16	0	2	1	20						
03	Brene Moseley	3-6	1-2	1-1	1	1	2	2	8	4	3	0	20						
12	Kristen Conroy	3-3	0-0	1-2	3	0	3	0	6	7	0	0	12						
15	Chloe Pavlech	3-6	2-2	0-0	1	1	2	3	1	0	1	0	25						
22	Tierney Pfirman	7-8	0-0	2-2	5	6	11	2	16	2	0	2	17						
Team																			
Totals		40-69	7-21	22-26	14	31	45	19	109	26	17	9	171	200					
FG % 1st Half: 21-33 63.6%													2nd half: 19-36 52.8%		Game: 40-69 58.0%		Deadball Rebounds		
3FG % 1st Half: 3-9 33.3%													2nd half: 3-13 23.1%		Game: 7-21 33.3%		1		
FT % 1st Half: 12-13 92.3%													2nd half: 10-13 76.9%		Game: 22-26 84.6%				
Officials: Frank Steratore, Ben Pethel, Micky Brooks																			
Technical fouls: Mount St. Mary's-None, Maryland-None.																			
Attendance: 4177																			
Score by periods																			
Score by periods	1st	2nd	Total																
Mount St. Mary's	25	20	45																
Maryland	57	52	109																
Last FG - MOUNT W 2nd-06:06, UMD 2nd-00:33.																			
Largest lead - MOUNT W 2nd-06:06, UMD by 84 2nd-00:33.																			
MOUNT W led for 00:00, UMD led for 38:52. Game was tied for 01:06.																			
Score tied - 0 times.													Lead changed - 9 times.						

## ► 2: WAGNER

Official Basketball Box Score -- Game Totals -- Final Statistics																		
Wagner vs Maryland																		
11/16/14 2:00 p.m. at College Park, Md. (XFINITY Center)																		
Wagner 24 • 0-2																		
##	Player	Total	3-Ptr	Rebounds	FT	PF	TP	A	To	Bk	Sol	Min						
		FG-FGA	FG-FGA	FT-FTA	Off	Def	Tot											
20	DLUHI, Jackie	0-4	0-0	0-0	2	1	3	1	0	0	0	0	23					
33	NWAGWE, Ugo	1-1	0-0	0-0	0	1	1	2	2	0	2	0	12					
01	NWAIJEI, Jasmine	2-18	0-2	1-2	0	3	3	3	5	2	6	0	23					
14	KDWE, Lyndsay	1-4	1-2	1-2	1	1	2	1	4	0	4	0	29					
24	PECK, Jordyn	3-9	1-4	0-0	1	1	2	0	7	0	6	0	30					
03	RUSSELL, Tanasia	0-4	0-1	0-0	0	1	1	0	0	0	3	0	14					
05	WADE, Tessa	0-3	0-3	0-0	0	0	0	1	0	0	1	0	12					
13	ROMA, Sofia	1-3	0-0	0-0	3	8	11	4	2	0	5	0	23					
21	SULLIVAN, Samantha	1-1	0-0	0-0	1	3	4	1	2	0	2	0	17					
25	CONYERS-JORDAN, M.	1-4	0-1	0-0	2	0	2	1	2	1	4	0	27					
Team																		
Totals		10-51	2-13	2-6	12	19	31	14	24	3	33	2	5	200				
FG % 1st Half: 3-25 12.0%		2nd half: 7-26 26.9%		Game: 10-51 19.6%		3FG % 1st Half: 0-6 0.0%		2nd half: 2-7 28.6%		Game: 2-13 15.4%		FT % 1st Half: 1-4 25.0%		2nd half: 1-2 50.0%		Game: 2-6 33.3%		Deadball Rebounds 2
Maryland 97 • 0-2																		
##	Player	Total	3-Ptr	Rebounds	FT	PF	TP	A	To	Bk	Sol	Min						
		FG-FGA	FG-FGA	FT-FTA	Off	Def	Tot											
05	Malina Howard	4-7	1-2	1-2	3	4	7	2	10	4	1	4	24					
32	S. Walker-Kimbrough	1-5	0-0	4-4	2	3	5	0	6	1	1	0	17					
42	Bronna Jones	4-6	0-0	2-2	3	7	10	0	10	0	0	0	16					
01	Laurin Mincy	3-7	0-1	2-2	2	1	3	0	8	3	0	2	18					
04	Lexie Brown	6-12	1-3	0-0	0	1	1	13	3	1	0	3	15					
00	Aja Ellison	1-4	0-0	1-1	2	1	3	4	2	0	0	1	20					
04	Kiara Leslie	5-8	1-3	0-0	3	7	10	1	11	1	1	1	20					
03	Brene Moseley	3-8	1-3	3-3	2	0	2	0	10	7	3	0	18					
12	Kristen Conroy	4-8	1-4	0-0	2	2	2	1	9	3	1	0	18					
03	Chloe Pavlech	1-3	0-2	0-0	0	1	1	1	2	0	0	0	18					
22	Tierney Pfirman	5-9	0-0	0-0	2	1	3	1	10	0	1	3	17					
13	A'Lexus Harrison	3-3	0-0	0-0	2	2	4	0	6	0	0	0	9					
Team																		
Totals		40-80	5-18	12-14	22	31	53	11	97	24	9	4	24	200				
FG % 1st Half: 18-41 43.9%		2nd half: 22-39 56.4%		Game: 40-80 50.0%		3FG % 1st Half: 2-12 16.7%		2nd half: 3-6 50.0%		Game: 5-18 27.8%		FT % 1st Half: 11-13 84.6%		2nd half: 1-1 100%		Game: 12-14 85.7%		Deadball Rebounds 1
Officials: Tina Napier, Bruce Morris, Mark Resch																		
Technical fouls: Wagner=None, Maryland=None																		
Attendance: 3353																		
Score by Periods																		
Score by Periods	1st	2nd	Total															
Wagner	7	17	24															
Maryland	48	49	97															
1st Qtr - WAGNER 24-0 Maryland 48-0																		
2nd Qtr - WAGNER 17-10 Maryland 49-10																		
Largest Lead: Wagner, UNDP by 79-24 01:09																		
Largest Lead: UNDP by 50-50, UNDP lead for 39:14, Game was tied for 00:46.																		
Score tied at 8 times.																		
Lead changed - 0 times.																		





# 2014-15 Maryland Women's Basketball

## ► 7: vs. Washington State

Official Basketball Box Score -- Game Totals -- Final Statistics																																			
Maryland vs Washington State																																			
11/29/14 3:30 p.m. at Guaynabo, P.R. (Mario Morales Coliseum)																																			
Maryland 64 • 6-1																																			
##	Player	Total	FG	FGA	3-PT	FT	FTA	Rebounds	Off	Def	Total	PF	TP	A	T	Bk	Stl	Min																	
01	Laurin Mincy	4	1-2	0-5	5-5	0	2	2	4	13	5	6	0	35																					
04	Lexie Brown	2	1-0	2-4	0-0	1	5	6	0	6	0	6	0	1	31																				
05	Malina Howard	1	1-2	0-0	0-0	1	2	3	2	2	0	3	0	0	13																				
02	S. Walker-Kimbrough	2	4-4	1-2	0-0	0	5	5	2	5	1	2	2	1	16																				
42	Brianna Jones	9	1-5	0-0	5-6	4	1	5	4	23	0	1	0	2	32																				
02	Kiara Leslie	0	0-0	0-0	0-0	0	0	0	0	0	0	0	0	0	4																				
03	Brene Moseley	3	4-4	1-1	1-2	1	2	3	4	8	1	2	0	0	9																				
12	Kristen Confroy	2	4-4	0-2	1-1	1	2	3	0	5	0	1	0	0	15																				
15	Chloe Pavlic	0	1-1	0-1	0-0	0	0	0	0	3	1	0	0	1	18																				
22	Tierney Pfirman	1	2-2	0-0	0-0	0	1	1	2	0	1	0	0	0	12																				
33	A'Lexus Harrison	0	1-1	0-0	0-1	2	4	6	4	0	1	2	0	0	15																				
Team								2	2	4																									
Totals		24	55	4	15	12	16	38	26	64	11	24	4	5	200																				
FG % 1st Half: 10-28 35.7% 2nd half: 14-27 51.9% Game: 24-55 43.6%																																			
3FG % 1st Half: 3-10 30.0% 2nd half: 1-5 20.0% Game: 4-15 26.7%																																			
FT % 1st Half: 4-6 66.7% 2nd half: 8-10 80.0% Game: 12-16 75.0%																																			
Washington State 70 • 5-2																																			
##	Player	Total	FG	FGA	3-PT	FT	FTA	Rebounds	Off	Def	Total	PF	TP	A	T	Bk	Stl	Min																	
03	LIA GALDEIRA	12	21	3	8	2	3	5	3	33	2	5	0	3	32																				
05	TIA PRESLEY	3	6	0	3	2	3	0	1	4	8	1	2	0	0	18																			
11	DANNIELLE AWIA	3	5	0	1	2	2	2	2	7	6	1	0	3	25																				
22	SHALIE DHEENSAN	2	5	0	0	4	2	6	8	3	8	2	3	2	31																				
34	MARLAH COOKS	1	1	0	0	0	0	0	3	2	0	1	0	1	22																				
02	CAILA HALEY	1	2	1	1	1	0	1	0	4	0	2	0	0	6																				
17	TAYLOR EDMONDSON	1	5	0	1	2	2	2	2	4	0	3	0	0	24																				
22	PINELOP PAVLOPOULOU	0	1	0	0	0	1	1	0	0	0	0	0	0	1	15																			
24	BIANCA BLANARUC	0	0	0	0	0	1	1	2	0	0	0	0	0	1	3																			
34	LOUISE BROWN	0	3	0	0	4	5	0	3	4	0	0	0	0	0	24																			
Team								0	3	3																									
Totals		23	49	4	14	20	28	5	22	27	70	11	17	3	11	200																			
FG % 1st Half: 10-25 40.0% 2nd half: 13-24 54.2% Game: 23-49 46.9%																																			
3FG % 1st Half: 3-7 42.9% 2nd half: 1-7 14.3% Game: 4-14 28.6%																																			
FT % 1st Half: 8-11 72.7% 2nd half: 12-17 70.6% Game: 20-28 71.4%																																			
Officials: BONNIE PETTUS/JOHN FLETCHER/ALEX COLL																																			
Technical fouls: Maryland-None. Washington State-None.																																			
Attendance: 3887																																			
Score by periods																																			
	1st	2nd	Total																																
Washington State	31	39	70																																
Points	34	36	70																																
UNO	34	36	70																																
COUGAR	34	36	70																																
Score tied - 4 times.																																			
Lead changed - 4 times.																																			
Last FG - UNO 2nd-00:15, COUGARS 2nd-00:24.																																			
Largest lead - UNO by 8 1st-13:09, COUGARS by 12 2nd-13:11.																																			
UNO led for 10:18, COUGARS led for 28:00. Game was tied for 01:44.																																			

## ► 8: at #1 NOTRE DAME

Official Basketball Box Score -- Game Totals -- Final Statistics																			
Maryland vs Notre Dame																			
12/03/14 7:00 p.m. at Fort Wayne, Ind. (Memorial Coliseum)																			
Maryland 72 • 6-2																			
##	Player	Total	FG	FGA	3-PT	FT	FTA	Rebounds	Off	Def	Total	PF	TP	A	T	Bk	Stl	Min	
01	Laurin Mincy	6	1-0	0-0	8-8	0	0	1	0	4	20	3	3	0	4	34			
04	Lexie Brown	8	8-16	4-9	0-0	0	0	0	2	20	2	2	0	3	35				
05	Malina Howard	4	4-6	0-0	0-1	3	0	3	5	8	1	2	0	1	26				
02	S. Walker-Kimbrough	0	6-6	0-2	2-2	0	3	3	1	2	1	1	0	1	20				
42	Brianna Jones	1	5	0	0	2	3	5	4	4	0	3	0	1	24				
02	Kiara Leslie	1	7	0	0	0	3	2	5	3	2	0	0	0	22				
03	Brene Moseley	0	0	0	0	0	0	1	1	0	0	0	0	0	3				
12	Kristen Confroy	4	5	2	2	4	1	1	2	14	0	1	1	1	19				
22	Tierney Pfirman	1	2	0	0	0	1	1	0	2	0	0	0	0	6				
33	A'Lexus Harrison	0	4	0	0	0	4	2	0	2	0	0	0	0	11				
Team								1	2	3									
Totals		25	61	6	14	16	18	15	13	28	72	7	17	1	11	200			
FG % 1st Half: 10-34 29.4% 2nd half: 15-27 55.6% Game: 25-61 41.0%																			
3FG % 1st Half: 3-8 37.5% 2nd half: 3-6 50.0% Game: 6-14 42.9%																			
FT % 1st Half: 4-5 80.0% 2nd half: 12-13 92.3% Game: 16-18 88.9%																			
Notre Dame 92 • 8-0																			
##	Player	Total	FG	FGA	3-PT	FT	FTA	Rebounds	Off	Def	Total	PF	TP	A	T	Bk	Stl	Min	
11	Brianna Turner	0	0-0	0-0	0-0	0	0	0	0	0	1	1	0	0	4				
12	Taya Reimer	7	9	0	0	7	1	2	2	21	1	0	1	0	23				
15	Lindsay Allen	3	4	0	0	4	1	5	6	3	10	2	3	0	1	27			
23	Chantelle Mabrey	3	9	2	2	0	0	0	1	11	3	0	0	0	0	27			
32	Jewell Loyd	8	15	3	6	8	9	2	6	8	1	27	6	0	2	29			
03	Whitney Holloway	0	0	0		0	0	0	0	0	0	0	0	0	3				
01	Kiera Johnson	1	1	0	1	1	2	0	3	3	1	1	0	1	11				
22	Madison Cable	1	1	0	0	0	1	2	0	2	0	0	0	0	2	13			
24	Hannah Huffman	1	1	0	0	0	0	0	1	2	0	3	0	2	13				
04	Kately Westfield	1	1	0	0	0	0	0	0	9	4	1	1	2	12				
24	Markisha Wright	3	5	0	0	3	5	8	1	9	1	2	1	1	1	26			
01	Madison Thompson	0	0	0	0	0	2	2	1	1	0	0	0	0	2				
Team								2	2	1									
Totals		29	50	6	18	28	34	11	23	34	92	19	17	3	9	200			
FG % 1st Half: 16-27 59.3% 2nd half: 13-23 56.5% Game: 29-50 58.0%																			
3FG % 1st Half: 2-7 28.6% 2nd half: 10-23 43.5% Game: 12-30 40.0%																			
FT % 1st Half: 13-18 83.3% 2nd half: 15-18 83.3% Game: 28-34 82.4%																			
Officials: Denise Brooks, Denise DeMayo, Joseph Vassil																			
Technical Fouls: Maryland=None, Notre Dame=None																			
Attendance: 9189																			
A/C/B: Big Ten Challenge																			
Score by periods																			
##	Player	1st	2nd	Total	Points	Off	Def	Total	Fast	Break	Bench	2nd							
##	Notre Dame	27	45	72	92	10	24	34	23	11	2	23							
##	Notre Dame	47	45	92															
LAST FG 02:48-Denise Brooks, 12:01-D.J. Smith												Score tied - 2 times.							
LAST 3PT FG 02:00-Denise Brooks, 09:29-D.J. Smith												Score tied - 3 times.							
LAST FT FG 00:00-D.J. Smith for 38-42, Game was tied for 11:18.																			

# 2014-15 Maryland Women's Basketball

## ► 10: AMERICAN

Official Basketball Box Score -- Game Totals -- Final Statistics																																																
American vs Maryland																																																
12/12/14 7:00 p.m. at College Park, Md. (XFINITY Center)																																																
American 50 • 3-5																																																
##	Player	Total	3-Ptr	Rebounds	PF	TP	A	T	Bk	Stl	Min																																					
		FG-FGA	FT-FTA	Off Def Tot																																												
05	Curtis, Shaquilla	0-5	0-0	5-8	1	1	2	5	1	1	0	4	24																																			
01	Dumiak, Jen	7-13	3-3	1-3	2	3	5	3	18	3	2	0	1	38																																		
12	Holmes, Michelle	2-7	0-0	0-0	2	2	4	2	4	0	2	2	21																																			
13	Zimmerman, Arron	3-9	1-5	1-1	0	2	2	4	8	0	4	1	0	26																																		
20	Light, Jordan	1-5	0-4	0-0	1	1	2	1	2	0	0	1	21																																			
04	Kinneston, Emily	0-0	0-0	0-0	0	0	0	1	0	0	1	0	7																																			
10	Crisler, Lauren	2-9	0-1	1-2	1	1	2	0	5	1	2	0	25																																			
14	Liddane, Maria	0-1	0-1	0-0	1	1	2	0	2	3	0	0	11																																			
21	Bond, Kate	0-1	0-1	0-0	0	0	0	0	0	0	1	0	2																																			
22	Booth, Ari	2-7	2-4	2-2	1	4	5	1	8	0	1	0	23																																			
11	Harris, Michael	0-0	0-0	1	0	0	0	0	0	0	0	0	2																																			
Team				2		2		4				1																																				
Totals		17-58		6-19		10-17		11		17		28		19		50		7																														
FG % 1st Half:		5-28		17.9%		2nd half:		12-30		40.0%		Game:		17-58		29.3%		Deatball																														
3FG % 1st Half:		2-8		25.0%		2nd half:		4-11		36.4%		Game:		6-19		31.6%		Rebounds																														
FT % 1st Half:		7-13		53.8%		2nd half:		3-4		75.0%		Game:		10-17		58.8%		4																														
Maryland 94 • 8-2																																																
##	Player	Total	3-Ptr	Rebounds	PF	TP	A	T	Bk	Stl	Min																																					
		FG-FGA	FT-FTA	Off Def Tot																																												
01	Laurin Mincy	5-11	1-4	5-6	2	6	8	1	16	2	1	0	1	28																																		
05	Malina Howard	2-5	1-2	0-0	0	1	1	1	5	8	3	0	0	23																																		
01	Malina Howard	3-7	0-0	0-0	4	3	7	2	6	1	3	1	2	21																																		
32	S. Walker-Kimbrough	8-12	1-1	6-6	4	6	10	0	23	3	1	1	1	27																																		
42	Brionna Jones	3-3	0-0	5-6	2	4	6	4	11	0	2	0	1	12																																		
00	Aja Ellison	1-1	0-0	1-2	1	0	1	4	3	0	1	0	0	5																																		
02	Kiara Leslie	3-6	0-1	2-4	1	3	4	3	8	0	2	0	1	16																																		
03	Brene Moseley	2-3	1-1	0-0	0	0	0	0	5	0	0	0	1	11																																		
12	Kristen Conroy	3-5	3-5	2-2	0	4	4	1	11	2	2	0	0	19																																		
11	Chloe Pavlich	0-1	0-1	2-2	0	0	0	1	2	1	0	0	0	13																																		
22	Tierney Pfrman	2-4	0-0	0-0	0	2	2	0	4	0	0	0	0	14																																		
31	Alexus Harrison	0-3	0-0	0-0	0	3	3	2	0	0	2	1	1	11																																		
Team				2		3		2		0		2																																				
Totals		32-61		7-15		23-28		16		33		49		19		94		17																														
FG % 1st Half:		16-37		43.2%		2nd half:		16-24		66.7%		Game:		32-61		52.5%		Deatball																														
3FG % 1st Half:		4-9		44.4%		2nd half:		3-6		50.0%		Game:		7-15		46.7%		Rebounds																														
FT % 1st Half:		12-15		80.0%		2nd half:		11-13		84.6%		Game:		23-28		82.1%		1																														
Officials: Sue Blauch, Gina Cross, Fatou Cissoko-Stephens																																																
Technical fouls: American-None. Maryland-None.																																																
Attendance: 3088																																																
Score by periods		1st	2nd	Total																																												
American		19		31	50																																											
Maryland		48		46	94																																											
Last FG - AMERICAN 2nd-02:51, UNMD 2nd-00:30.																																																
Largest lead - AMERICAN None, UNMD by 44 2nd-00:30.																																																
AMERICAN led for 00:00. UNMD led for 39:26. Game was tied for 00:34.																																																

## ► 11: at Coppin State

Official Basketball Box Score -- Game Totals -- Final Statistics																			
Maryland vs Coppin State																			
12/21/14 2:00 p.m. at Baltimore, Md. (Phys. Education Complex)																			
Maryland 110 • 9-2																			
##	Player	Total	3-Ptr	Rebounds	PF	TP	A	T	Bk	Stl	Min								
		FG-FGA	FT-FTA	Off Def Tot															
01	Laurin Mincy	3-5	2-2	2-4	0	3	3	1	10	0	1	0	0	20					
05	Malina Howard	2-4	0-0	0-0	1	1	2	2	4	0	0	1	1	8					
12	Kristen Conroy	2-6	1-4	2-2	0	3	3	1	7	1	2	0	0	14					
32	S. Walker-Kimbrough	6-7	0-0	5-6	1	3	4	1	17	4	2	0	3	22					
42	Brionna Jones	5-7	0-0	2-6	5	2	7	3	12	1	5	0	1	18					
00	Aja Ellison	3-5	0-0	0-0	1	3	4	3	6	0	0	0	0	9					
02	Kiara Leslie	5-9	0-2	3-3	2	5	2	13	3	1	0	0	21						
03	Brene Moseley	7-12	2-5	2-2	0	3	3	2	18	8	1	0	3	23					
15	Chloe Pavlich	1-3	1-3	0-0	0	0	0	1	3	4	0	0	1	22					
22	Tierney Pfrman	4-8	0-0	1-2	3	0	0	8	2	0	0	0	1	17					
31	Alexus Harrison	5-8	0-0	2-3	3	5	8	4	12	0	1	0	4	26					
Team				1		2		1		2		1							
Totals		43-74		6-16		18-26		16		28		44		20		113		23	
FG % 1st Half:		22-36		61.1%		2nd half:		21-38		55.3%		Game:		43-74		58.1%		Deatball	
3FG % 1st Half:		1-5		20.0%		2nd half:		5-11		45.5%		Game:		6-16		37.5%		Rebounds	
FT % 1st Half:		14-19		73.7%		2nd half:		18-26		69.2%		Game:		32-55		58.2%			
Coppin State 51 • 1-9																			
##	Player	Total	3-Ptr	Rebounds	PF	TP	A	T	Bk	Stl	Min								
		FG-FGA	FT-FTA	Off Def Tot															
01	LANE,Jonathan	4-10	0-0	0-0	1	1	2	4	8	1	4	0	0	25					
02	HENDERSON,Tanaysia	2-8	0-1	3-4	0	5	5	4	10	0	0	0	0	29					
03	GRIN,Amber	1-0	0-0	0-0	0	0	0	0	0	1	3	7	0	35					
23	SWALLS,Jordan	3-4	2-2	1-2	0	1	1	4	9	1	5	0	0	24					
24	HARRIS,Bria	3-11	0-0	0-0	0	0	0	0	3	1	3	0	0	36					
25	SWALLS,Jordan	3-11	0-0	0-0	0	0	0	0	4	0	6	0	0	19					
04	LUCAS,Gemis	0-0	0-0	0-0	0	0	0	0	0	0	1	0	0	5					
11	BEVERLY,Candice	0-0	0-0	1-2	0	0	0	0	1	0	0	0	0	5					
21	SAMUELS,Keena	0-2	0-0	0-0	0	2	2	0	0	0	1	0	0	5					
22	YANGONG,Omiah	2-2	0-0	2-2	3	2	3	4	0	3	0	1	0	16					
24	ADEJINI,Oluwasun	0-0	0-0	1-1	0	1	0	1	0	0	0	0	0	2					
Team				7		21		28		51		8		29		0		11	
Totals		20-51		2-3		9-20		7		21		28		51		8		29	
FG % 1st Half:		9-28		32.1%		2nd half:		11-23		47.8%		Game:		20-51		39.2%		Deatball	
3FG % 1st Half:		3-7		66.7%		2nd half:		0-0		0.0%		Game:		3-23		13.0%		Rebounds	
FT % 1st Half:		5-6		83.3%		2nd half:		2-6		33.3%		Game:		9-20		45.0%			
Officials: Kelly Woods, Alyssa Duke and LaShona Baker																			
Technical fouls: Maryland=None. Coppin State=None.																			
Attendance: 1100																			
Score by periods																			
	1st	2nd	Total																
Maryland	59	51	110																
Coppin State	26	25	51																
				Points	Undr	Inr	Off	Def	Reb	Ass	Stl	Blk	PF	TP	FT	FG			
				Maryland	40	10	1	16	12	28	10	4	5	0	9	9	9		
				Coppin State	16	5	0	10	14	24	12	4	5	0	9	9			
FG 1st Q - LUND 20-32.1%, CSUW 20-60.0%																			
FG 2nd Q - LUND 10-26.3%, CSUW 10-40.0%																			
FG 3rd Q - LUND 19-60.0%, CSUW 10-50.0%																			
UND led for 39:13. CSUW led for 00:00. Game tied for 00:06.																			
Score tied 4 - 0 times.																			
Lead changed - 0 times.																			

# 2014-15 Maryland Women's Basketball

## ► 13: at #16 Nebraska

Official Basketball Box Score -- Game Totals -- Final Statistics														
Maryland vs Nebraska														
01/03/15 3:05 p.m. at Lincoln, Neb. (Pinnacle Bank Arena)														
Maryland 75 • 11-2, 2-0														
** Player	Total	3-Ptr	Rebounds	PF	TP	A	T	Bk	Stl	Min				
FG-FGA	FT-FTA	Off	Def											
05 Malina Howard	c 2-8	0-1	0-0	6	3	9	2	4	2	2	2	0	30	
42 Brianna Jones	c 3-4	0-0	0-0	1	2	3	4	6	3	3	1	0	16	
01 Laurin Mincy	g 7-12	3-6	5-6	1	4	5	3	22	3	1	0	0	31	
04 Lexie Brown	g 3-8	1-5	2-2	1	4	5	1	9	6	4	0	0	36	
32 S. Walker-Kimbrough	g 10-13	0-0	4-6	3	6	9	2	24	0	1	2	2	35	
00 Aja Ellison	0-0	0-0	0-0	1	0	1	0	0	0	0	0	0	1	
02 Kiara Leslie	2-7	0-1	0-0	0	1	0	0	4	0	1	0	0	8	
03 Brene Moseley	1-1	0-0	0-0	0	1	1	0	2	0	0	0	0	1	
12 Kristen Conroy	0-1	0-0	0-0	0	0	0	0	0	0	0	0	0	7	
15 Chloe Pavlech	0-0	0-0	0-0	0	0	0	0	1	0	1	0	0	6	
22 Tierney Pfirman	2-4	0-1	0-0	1	7	8	0	4	0	1	0	0	21	
33 A'Lexus Harrison	0-0	0-0	0-0	0	4	4	1	0	0	1	0	0	8	
Team				0	0	0								
Totals	30-58	4-14	11-14	14	31	40	14	75	14	15	5	4	200	
FG % 1st Half: 11-24 45.8%	2nd half: 19-34 55.9%	Game: 30-58 51.7%	3FG % 1st Half: 1-7 14.3%	2nd half: 3-7 42.9%	Game: 4-14 28.6%	FT % 1st Half: 4-4 100.0%	2nd half: 7-10 70.0%	Game: 11-14 78.6%	Deadball Rebounds	1				
Nebraska 47 • 10-3, 0-2														
** Player	Total	3-Ptr	Rebounds	PF	TP	A	T	Bk	Stl	Min				
FG-FGA	FT-FTA	Off	Def											
03 Sample, Hallie	c 2-4	0-0	0-0	3	1	4	0	4	0	2	1	1	34	
23 Cadly, Emily	r 1-8	0-1	4-4	4	4	5	9	1	6	0	2	0	0	34
09 Laudermil, Tera'a	g 4-19	2-7	2-2	2	4	6	4	12	1	1	0	0	29	
33 Jeffery, Brandi	g 4-10	0-0	0-1	1	2	3	8	0	4	0	2	2	29	
13 Theriot, Rachel	g 5-16	0-1	2-2	2	2	4	1	12	7	2	0	0	40	
09 Romeo, Natalie	1-4	1-3	0-0	0	1	1	2	3	0	1	0	1	16	
11 Ramaciari, Esther	0-0	0-0	0-0	0	0	0	0	0	0	0	0	0	1	
22 Havers, Allie	1-3	0-0	0-0	2	2	2	1	2	0	0	0	0	17	
Team				0	0	0								
Totals	18-64	3-12	8-8	15	16	31	12	47	8	12	1	5	200	
FG % 1st Half: 12-35 34.3%	2nd half: 6-29 20.7%	Game: 18-64 28.1%	3FG % 1st Half: 1-3 33.3%	2nd half: 2-8 25.0%	Game: 3-12 25.0%	FT % 1st Half: 2-2 100.0%	2nd half: 6-6 100.0%	Game: 8-8 100.0%	Deadball Rebounds	0				
Officials: Dee Kanter, Beverly Roberts, Bryan Entlerne														
Technical fouls: Maryland-None, Nebraska-None.														
Attendance: 7505														
Score by periods	1st	2nd	Total											
Nebraska	27	48	75											
Nebraska	27	20	47											
Last FG - UPRD 2nd-00:32, NEB 2nd-03:38.														
Largest lead - UPRD by 28 2nd-00:32, NEB by 4 1st-18:33.														
UPRD led for 24:20, NEB led for 10:44. Game was tied for 04:50.														

## ► 14: PURDUE

Official Basketball Box Score -- Game Totals -- Final Statistics														
Maryland vs Purdue														
01/08/15 6:30 p.m. at College Park, Md. (XFINITY Center)														
Purdue 64 • 9-6, 2-2														
** Player	Total	3-Ptr	Rebounds	PF	TP	A	T	Bk	Stl	Min				
FG-FGA	FT-FTA	Off	Def											
23 Clemons, Liza	r 5-8	0-0	2-2	2	6	8	2	12	2	1	2	0	32	
32 Bays, Whitney	r 8-16	0-0	3-4	3	9	12	4	19	2	3	1	1	31	
01 Morrisette, Ashley	g 6-14	3-9	3-4	0	1	1	2	18	1	3	0	2	37	
03 Perry, Bridget	g 2-2	0-0	0-0	0	0	0	0	4	0	0	0	1	5	
25 Wilson, April	g 1-5	0-2	0	2	2	2	3	2	4	0	2	3	37	
04 Thornton, Torrie	1-4	0-0	0-0	0	3	3	2	2	1	1	0	0	16	
05 Hall, Justine	0-1	0-1	0-0	0	0	0	0	0	0	0	0	0	3	
10 Hamby, Hayden	0-1	0-0	0-0	0	0	0	1	0	0	2	0	0	5	
08 Horrocks, Bree	1-1	0-0	0-0	0	0	0	0	3	2	0	0	0	8	
24 Keys, Andreana	1-4	0-2	2-2	1	0	1	2	4	1	1	0	1	26	
Team				0	0	0								
Totals	25-56	3-14	11-14	7	21	28	18	64	9	15	3	7	200	
FG % 1st Half: 12-29 41.4%	2nd half: 13-27 48.1%	Game: 25-56 44.6%	3FG % 1st Half: 2-7 28.6%	2nd half: 1-7 14.3%	Game: 3-14 21.4%	FT % 1st Half: 0-0 0.0%	2nd half: 11-14 78.6%	Game: 11-14 78.6%	Deadball Rebounds	0				
Maryland 88 • 12-2, 3-0														
** Player	Total	3-Ptr	Rebounds	PF	TP	A	T	Bk	Stl	Min				
FG-FGA	FT-FTA	Off	Def											
05 Malina Howard	c 1-4	0-0	1-2	2	0	2	3	3	1	0	0	1	10	
42 Brianna Jones	c 8-13	0-0	1-1	9	8	17	2	16	2	2	0	2	33	
01 Laurin Mincy	g 4-13	1-4	7-8	3	2	5	2	16	3	2	1	1	34	
04 Lexie Brown	g 5-10	0-4	0-0	0	0	2	10	1	2	0	0	0	29	
32 S. Walker-Kimbrough	g 8-15	1-1	1-1	0	2	2	1	1	3	31				
00 Aja Ellison	0-0	0-0	0-0	0	0	0	0	0	0	0	0	0	1	
02 Kiara Leslie	2-2	0-0	1-2	0	2	2	5	0	0	0	0	0	7	
03 Brene Moseley	1-3	0-0	0-2	1	0	1	0	2	0	0	0	0	5	
12 Kristen Conroy	1-3	1-2	0	2	0	2	0	3	2	0	0	1	7	
15 Chloe Pavlech	3-3	2-2	1-2	0	1	1	0	9	1	1	0	0	11	
22 Tierney Pfirman	2-9	0-1	0-0	4	5	9	1	6	1	0	1	0	24	
33 A'Lexus Harrison	1-2	0-0	0	2	3	5	2	2	1	0	0	0	8	
Team				0	3	3								
Totals	36-77	5-14	11-18	23	26	49	16	88	19	9	2	8	200	
FG % 1st Half: 18-39 46.2%	2nd half: 18-38 47.4%	Game: 36-77 46.8%	3FG % 1st Half: 3-8 37.5%	2nd half: 2-6 33.3%	Game: 5-14 35.7%	FT % 1st Half: 6-9 66.7%	2nd half: 5-9 55.6%	Game: 11-18 61.1%	Deadball Rebounds	4				
Officials: Luana Morris, Brian Hall, Fetus Cosgrove-Stephens														
Technical fouls: Purdue-None, Maryland-None.														
Attendance: 4272														
Score by periods	1st	2nd	Total											
Purdue	35	29	64											
Maryland	45	43	88											
Last FG - PURD 2nd-01:12, UPRD 2nd-00:22.														
Largest lead - PURD by 8 1st-17:51, UPRD by 24 2nd-02:04.														
UPRD led for 05:24, UPRD led for 33:33. Game was tied for 01:20.														

## ► 15: at #23 Minnesota

Official Basketball Box Score -- Game Totals -- Final Statistics														
Maryland vs Minnesota														
01/11/15 2:00 PM at Minneapolis, Minn. (Williams Arena)														
Maryland 77 • 13-2, 4-0														
** Player	Total	3-Ptr	Rebounds	PF	TP	A	T	Bk	Stl	Min				
FG-FGA	FT-FTA	Off	Def											
05 Malina Howard	r 1-5	0-0	4-4	5	4	9	2	6	1	3	1	0	27	
32 S. Walker-Kimbrough	r 7-14	0-2	1-2	2	3	5	1	15	3	1	1	1	37	
42 Brianna Jones	c 5-11	0-0	1-1	4	1	5	4	11	0	3	2	1	18	
01 Laurin Mincy	g 3-13	0-4	0-0	3	3	6	2	6	6	3	0	3	38	
04 Lexie Brown	g 7-18	4-11	2-2	0	3	3	1	20	7	0	0	4	40	
02 Kiara Leslie	0-2	0-0	0-0	0	0	0	0	0	0	0	0	0	3	
03 Brene Moseley	4-4	3-3	4-4	0	1	1	1	15	2	1	0	0	16	
12 Kristen Conroy	0-0	0-0	0-0	0	1	1	0	0	2	0	0	0	5	
15 Chloe Pavlech	0-1	0-1	0-0	0	0	0	0	1	0	0	0	0	4	
22 Tierney Pfirman	1-4	0-0	0-0	2	5	7	0	2	0	1	0	0	10	
33 A'Lexus Harrison	1-1	0-0	0-0	0	0	0	0	2	0	0	0	0	2	
Totals	29-73	7-21	12-13	19	23	42	12	77	21	0	4	9	200	
FG % 1st Half: 18-44	40.0%	2nd half: 11-29	37.9%	Game: 29-73	39.7%								Deadball	
FG % 1st Half: 3-12	25.0%	2nd half: 4-9	44.4%	Game: 7-21	33.3%								Rebounds	
FT % 1st Half: 0-0	0.0%	2nd half: 12-19	63.2%	Game: 12-19	63.2%									
Minnesota 73 • 14-2, 3-1														
** Player	Total	3-Ptr	Rebounds	PF	TP	A	T	Bk	Stl	Min				
FG-FGA	FT-FTA	Off	Def											
07 Kelley, Shae	r 7-12	0-0	0-0	4	3	2	5	4	1	3	2	1	1	37
23 Zahui, Amanda	c 11-15	0-0	4-4	1	14	15	4	26	0	3	4	3	39	
04 McNamee, Shayne	2-4	2-2	0-0	7	8	8	5	12	5	0	0	0	14	
04 Bailey, Mikayla	1-5	1-4	0-0	0	0	0	0	4	3	2	1	0	26	
17 Wagner, Carlisle	g 6-16	2-7	1-2	0	0	2	15	2	2	1	0	40		
02 McDaniel, Taberna	3-6	0-0	0-0	1	0	1	0	6	3	1	0	0	34	
05 Jacobs, Tony	1-1	0-0	0-0	0	1	1	0	2	0	0	0	0	3	
10 Hart, Kayla	1-2	0-0	0-0	0	0	0	0	2	0	1	0	0	4	
Totals	32-61	4-13	5-6	1	25	32	14	73	25	15	6	4	200	
FG % 1st Half: 16-32	50.0%	2nd half: 16-29	55.2%	Game: 32-61	52.5%								Deadball	
FG % 1st Half: 1-8	12.5%	2nd half: 4-10	40.0%	Game: 5-18	27.8%								Rebounds	
FT % 1st Half: 1-2	50.0%	2nd half: 4-4	100.0	Game: 5-6	83.3%									
Officials: Mark Zentz, Kevin Petteit, Shannon Fack														
Technical Fouls: Maryland=None, Minnesota=None														
Attendance: 5468														
Score by periods	1st	2nd	Total											
Maryland	39	38	77											
Minnesota	34	39	73											
Last FG: MD 2nd-00:46; MIN 2nd-00:32														
Largest Lead: MD by 8 2nd-19:00; MIN 0 by 3 1st-14:51														
MD lead for 21:30. MIN led for 11:42. Game was tied for 06:28.														



# 2014-15 Maryland Women's Basketball

## ► 16: at #22 Rutgers

Official Basketball Box Score -- Game Totals -- Final Statistics														
Maryland vs Rutgers														
01/15/15 9 p.m. at Piscataway, N.J. (The RAC)														
Maryland 71 • 14-2, 5-0														
##	Player	Total	FG-FGA	FG-FGA	FT-FTA	Rebounds	PF	TP	A	T	Bk	Stl	Min	
00	Malina Howard	r	2-5	0-0	1-2	2	4	5	0	1	0	2	22	
42	Brionna Jones	c	6-12	0-0	0-2	6	8	14	5	12	1	4	2	1
01	Laurin Mincy	c	7-14	1-3	9-10	2	5	7	3	24	6	2	0	2
04	Lexie Brown	c	4-10	3-7	2-2	2	4	1	13	3	1	0	3	40
12	S. Walker-Kimbrough	c	5-12	0-2	3-4	0	3	3	1	13	1	1	0	38
00	Aja Ellison	c	0-1	0-0	0-0	1	0	1	0	0	1	0	0	1
02	Kiara Leslie	c	0-2	0-0	0-0	0	0	0	0	1	1	0	0	3
03	Brene Moseley	c	0-1	0-0	2-2	0	0	0	0	2	1	0	0	3
12	Kristen Conroy	c	0-0	0-0	0-0	0	1	1	0	0	0	0	0	4
22	Tierney Pirman	c	0-0	0-0	0-0	0	0	0	0	0	2	0	0	2
33	A'Lexus Harrison	c	1-4	0-0	0-0	1	1	2	4	2	0	0	0	13
Team						2	3	5						
Totals		25-61	4-12	17-22	16	23	39	18	71	13	14	2	8	200
FG % 1st Half: 15-33 45.5% 2nd half: 10-28 35.7% Game: 25-61 41.0%														
3FG % 1st Half: 4-10 40.0% 2nd half: 0-2 0.0% Game: 4-12 33.3%														
FT % 1st Half: 6-8 75.0% 2nd half: 11-14 78.6% Game: 17-22 77.3%														
Rebounds														
2														
Rutgers 59 • 12-5, 4-2														
##	Player	Total	FG-FGA	FG-FGA	FT-FTA	Rebounds	PF	TP	A	T	Bk	Stl	Min	
00	Copper, Kahleah	r	5-13	0-0	6-7	3	5	8	4	16	4	4	0	2
44	Laney, Betnijah	c	5-8	0-0	2-2	1	5	6	4	12	1	2	1	30
42	Butts, Ariel	c	0-0	0-0	0-0	1	0	1	2	0	0	0	1	8
01	Scalfie, Tyler	c	4-17	0-0	1-5	2	1	3	0	9	2	3	0	1
15	Davis, Syvenesse	c	0-4	0-1	0-0	1	4	5	1	0	6	3	1	25
06	Hollivay, Rachel	c	5-7	0-0	4-5	3	1	4	2	14	0	3	6	1
04	Canty, Brynna	c	4-5	0-0	0-0	0	5	5	4	8	0	4	0	19
10	Parker, Shrita	c	0-1	0-1	0-0	0	1	1	0	0	0	0	0	10
20	Evans, Christa	c	0-0	0-0	0-0	0	0	0	0	0	0	0	0	2
Team						0	0	0	0	0	0	0	0	2
Totals		23-55	0-2	13-19	13	23	36	18	59	13	19	9	8	200
FG % 1st Half: 15-33 45.5% 2nd half: 8-28 28.6% Game: 23-55 41.8%														
3FG % 1st Half: 0-1 0.0% 2nd half: 0-1 0.0% Game: 0-2 0.0%														
FT % 1st Half: 6-8 75.0% 2nd half: 7-10 70.0% Game: 13-19 68.4%														
Officials: Sue Blauch, Roy Gulevany, Pualani Spurlock														
Technical fouls: Maryland-None. Rutgers-None.														
Attendance: 2115														
Flagrant 1 foul on RU #4 Canty at 8:12 (2nd)														
Intentional foul on MD #1 Mincy at 7:33 (2nd)														
Score by periods														
		1st	2nd	Total										
Maryland		40	31	71										
Rutgers		36	23	59										
Last FG - MD 2nd-05:09, RU 2nd-01:50														
Largest lead - MD 18 18 13:32, RU None														
MD led for 38:31, RU led for 00:00, Game was tied for 01:38														
Score tied - 2 times														
Lead changed - 0 times														

Redshirt senior Laurin Mincy led four Terrapins in double figures as the eighth-ranked Maryland women's basketball team (14-2, 5-0 B1G) battled at No. 22 Rutgers (12-5, 4-2) for a 71-59 win Thursday night at The RAC.

Mincy, who grew up 20 minutes from Rutgers, scored a season-high 24 points to go with seven rebounds and six assists for Maryland. Mincy was playing her first collegiate game in her home state.

"It felt really good obviously coming in here and having my family and friends here," Mincy said. "I knew my teammates would fight for me tonight, luckily we came out with the win."

Lexie Brown and Shatori Walker-Kimbrough added 13 points each, while Brionna Jones added her fourth double-double of the season with 12 points and 14 boards.

Maryland came out of the gate hot, as a three by Brown capped a 7-0 run to start the game and forced a Rutgers timeout just 1:22 in. Maryland led by as much as 18 at 25-7 with 13:32 left in the first half.

The Scarlet Knights chipped away at the lead, before cutting it to a four-point game at halftime at 40-36.

The game was tied twice early in the second half, then Rutgers trailed 50-48 before Maryland scored 16 of the next 20 points to take control of the game for good. The Terrapins held the Scarlet Knights to just 28.6 percent (8-for-28) from the field in the second half to secure the win.

Kahleah Copper scored 16 to lead the Scarlet Knights.

The win was the third straight on the road in the conference for Maryland against a Top 25 team. The Terrapins also beat No. 17 Nebraska and 23rd-ranked Minnesota.

This is the first meeting between the two newcomers to the Big Ten, who both joined this season. The two women's basketball powers rarely have played recently with the last matchup coming on Feb. 15, 2009. Maryland won 67-47.

## ► 17: ILLINOIS

Official Basketball Box Score -- Game Totals -- Final Statistics															
Illinois vs Maryland															
01/18/15 2:00 p.m. at College Park, Md. (XFINITY Center)															
Illinois 54 • 11-7, 2-4															
##	Player	Total	FG-FGA	FG-FGA	FT-FTA	Rebounds	PF	TP	A	T	Bk	Stl	Min		
34	Grant, Jacqui	r	1-5	1-3	0-0	1	6	7	3	4	2	1	2	33	
32	White, Chabrice	c	6-14	1-6	0-0	2	3	5	2	13	1	3	7	38	
10	Coleman, Amarah	s	10-15	2-3	2-4	0	0	0	4	24	2	7	0	33	
16	Simmons, Kylee	s	1-5	1-3	0-0	0	1	1	4	3	1	6	0	34	
20	Carter, Brittany	s	2-11	0-5	0-0	0	3	3	4	4	5	1	3	21	
00	Hartwell, Sarah	c	0-2	0-2	0-0	0	0	0	1	0	0	0	0	1	9
03	Tuck, Taylor	c	0-1	0-0	0-0	0	2	2	1	0	0	0	0	0	3
05	Oden, Nia	c	1-2	0-0	2-3	1	2	3	1	4	0	0	0	0	16
12	McConnell, Ashley	c	1-1	1-1	0-0	0	1	1	0	3	2	0	0	0	10
21	Kissinger, Brooke	c	0-1	0-1	0-0	0	0	0	0	0	0	1	0	0	2
25	Cattenhead, Kennedy	c	0-0	0-0	0-0	0	0	0	0	0	1	0	0	0	1
Team						6	6	6							
Totals		22-57	6-24	4-7	10	18	28	20	54	12	27	9	13	200	
FG % 1st Half: 12-30 40.0% 2nd half: 10-27 37.0% Game: 22-57 38.6%															
3FG % 1st Half: 2-13 15.4% 2nd half: 1-11 9.1% Game: 3-24 12.5%															
FT % 1st Half: 0-1 0.0% 2nd half: 4-6 66.7% Game: 4-7 57.1%															
Maryland 74 • 15-2, 6-0															
##	Player	Total	FG-FGA	FG-FGA	FT-FTA	Rebounds	PF	TP	A	T	Bk	Stl	Min		
05	Malina Howard	c	0-2	0-0	1-2	1	2	1	2	1	2	1	1	29	
42	Brionna Jones	c	9-16	0-0	6-9	8	6	14	2	24	0	4	6	32	
01	Laurin Mincy	c	1-6	0-1	1-1	0	1	1	0	3	1	5	0	18	
04	Lexie Brown	s	4-12	0-6	5-6	0	3	3	13	8	4	0	7	32	
32	S. Walker-Kimbrough	s	1-2	1-2	0-0	2	4	6	13	4	0	1	4	32	
00	Aja Ellison	c	0-0	0-0	0-0	0	0	0	0	0	1	0	0	1	
02	Kiara Leslie	c	0-1	0-0	0-0	0	0	0	0	0	0	0	0	5	
03	Brene Moseley	c	3-10	2-6	2-2	1	2	3	1	10	3	2	0	16	
12	Kristen Conroy	c	2-4	0-1	0-0	2	0	2	1	4	3	0	0	15	
22	Tierney Pirman	c	0-0	0-0	0-0	0	0	0	1	0	0	0	0	1	
33	A'Lexus Harrison	c	2-2	0-0	2-2	1	3	0	4	0	2	0	1	8	
Team		1-1	0-0	0-0	4	1	5	1	2	1	1	0	0	11	
Totals		28-66	3-16	15-20	22	26	48	11	74	21	22	8	16	200	
FG % 1st Half: 15-37 40.5% 2nd half: 13-29 44.8% Game: 28-66 42.4%															
3FG % 1st Half: 1-9 11.1% 2nd half: 2-7 28.6% Game: 3-16 18.8%															
FT % 1st Half: 5-8 62.5% 2nd half: 10-12 83.3% Game: 15-20 75.0%															
Officials: Jesse Dickinson, Bruce Morris, Gina Cross															
Technical Fouls: Illinois=None, Maryland=None															
Attendance: 6191															
Score by periods															
1st	2nd	3rd	4th	Total	Points	In	Out	2nd	Fast	Bench					
Illinois	36	18	28	102	UMD	28	27	15	16	20					
Maryland	36	18	24	102											
FG - IL: 22-57 38.6% MD: 28-66 42.4%															
3FG - IL: 3-24 12.5% MD: 3-16 18.8%															
Largest Lead: 33-33 UMD led for 36:37 Game was tied for 0:16.															
Score tied 6 - 0 times.															
Lead changed 1 - 0 times.															

# 2014-15 Maryland Women's Basketball

## ► 19: at Indiana

Official Basketball Box Score -- Game Totals -- Final Statistics

Maryland vs Indiana  
01/25/15 3:00 p.m. at Bloomington, Ind. (Assembly Hall)

Maryland 84 • 17-2, 8-0

Player	FG	FGA	FT	FTA	Rebounds	PF	TP	A	To	Bk	Stl	Min
11 Malina Howard	4-6	0-0	4-6	0-0	2-2	2-12	0	1	1	0	31	
42 Brionna Jones	5-7	0-0	0-0	4-10	14-4	10-0	2	3	0	0	24	
01 Laurin Mincy	2-7	0-1	4-4	3-4	7-3	8-4	3	0	0	0	33	
04 Lexie Brown	7-12	1-4	6-10	1-1	7-7	2-21	3	2	0	1	36	
32 S. Walker-Kimbrough	6-10	0-1	6-8	2-4	6-3	18-3	6	0	4	0	33	
00 Aja Ellison	0-0	0-0	0-0	0-0	0-0	0-0	0	0	0	0	0	4
02 Kiara Leslie	0-2	0-0	0-0	0-0	0-0	1-0	0	0	0	0	0	2
03 Brenne Moseley	2-4	1-2	3-4	0-0	0-0	1-8	0	1	0	0	12	
12 Kristen Conroy	2-4	1-2	0-0	0-0	2-2	1-5	4	1	0	0	22	
33 Alexus Harrison	1-1	0-0	0-0	0-0	0-0	2-2	0	2	0	0	7	
Team	0-2	2-2	0-0	0-0	0-0	0-0	0	0	0	0	0	
Totals	29-53	3-10	23-32	9-31	40-19	84-18	4	18	4	5	200	

FG % 1st Half: 19-30 63.3% 2nd Half: 10-23 43.5% Game: 29-53 54.7%  
3FG % 1st Half: 3-8 37.5% 2nd Half: 0-2 0.0% Game: 3-10 30.0%  
FT % 1st Half: 6-10 60.0% 2nd Half: 17-18 94.4% Game: 23-32 71.9%

Indiana 74 • 12-7, 2-6

	Total	3-Prtr	Rebounds										
	FG	FT	FT-FTA	Off	Def	TO	PF	TP	A	TO	Bk	Stl	Min
33 Amanda Cahill	1-3	1-3	1-1	5-4	8-2	0	0	0	0	0	0	21	
43 Jenn Anderson	5-11	0-0	2-3	3	1	4	5	12	0	3	0	1	25
03 Tyra Buss	7-12	0-3	5-7	0	0	0	4	19	6	3	0	0	37
05 Larynn Brooks	9-14	0-0	4-6	1	1	4	11	5	3	0	0	0	27
20 Alexis Cassion	6-14	0-2	2-2	2	7	9	4	18	0	1	3	2	35
02 Jess Walter	1-5	0-2	0-0	0	2	2	1	3	2	3	0	0	18
10 Taylor Agler	0-2	0-2	0-0	0	0	0	0	1	0	0	0	0	11
23 Karlee McBride	0-5	0-1	4-5	0	2	2	1	4	2	0	0	0	15
40 Lyndsay Leikem	0-0	0-0	0-0	0	0	0	0	0	0	0	0	0	1
Team	0-0	0-0	0-0	0	0	0	0	0	0	0	0	0	
Totals	26-63	2-18	20-24	6-19	27-24	74	18	13	3	8	20		

FG: 1st Half: 8-31 25.8% 2nd Half: 18-32 56% Game: 26-63 41.3% 3pt: 0-0 0%

FG % 1st Half: 8-31 25.8% 2nd Half: 18-32 56.3% Game: 26-63 41.3%  
3FG % 1st Half: 0-11 0.0% 2nd Half: 2-7 28.6% Game: 2-18 11.1%  
FT % 1st Half: 13-16 81.3% 2nd Half: 7-8 87.5% Game: 20-24 83.3%

Officials: Lisa Mattingly, Bob Entenfer, Paulani Spurlock  
Technical fouls: Maryland=None, Indiana=None.  
Attendance: 3670  
Anderson (IU) fouls out at 4:09 (2nd)

Score by periods	1st	2nd	Total
Maryland	47	37	84
Indiana	29	45	74

Last FG - UMD 02:33, IND 02:00-24.  
Largest lead - UMD by 24 2nd-15:00, IND by 4 1st-17:28.  
UMD led for 35:22, IND led for 02:20. Game was tied for 02:18.

## ► 20: at Michigan

Official Basketball Box Score -- Game Totals -- Final Statistics

Maryland vs Michigan  
01/29/15 7:00 p.m. at Ann Arbor, Mich. (Crisler Center)

Maryland 91 • 18-2, 9-0

Player	Total		3-PT		Rebounds		Other Stats					
	FG	FGA	FT	FTA	Off	Def	PF	TP	A	To	Bk	Stl
11 Malina Howard	2-4	0-0	2-2	2-2	0-0	2-6	1	2	0	0	0	17
42 Brionna Jones	6-14	0-0	1-2	4-9	13-2	13-0	2	2	0	0	0	28
01 Laurin Mincy	9-12	1-2	5-7	2-4	6-3	24-5	2	0	1	0	0	37
04 Lexie Brown	3-9	1-2	9-8	1-4	5-1	14-8	4	0	0	0	0	35
32 S. Walker-Kimbrough	9-14	2-2	0-0	1-6	7-2	20-2	2	4	1	1	0	32
00 Aja Ellison	0-0	0-0	0-0	0-0	0-0	1-0	0	0	0	0	0	3
02 Kiara Leslie	1-2	0-0	1-2	0-0	0-0	3-0	0	0	0	0	0	4
03 Brenne Moseley	1-7	0-2	0-0	2-0	0-0	2-1	0	0	2	0	0	14
12 Kristen Conroy	0-0	0-0	0-0	0-1	1-2	0-0	0	0	0	0	0	5
33 Alexus Harrison	1-1	1-1	0-0	0-0	0-0	3-0	0	0	0	0	0	5
22 Tierney Pirman	3-4	0-0	0-0	2-5	7-0	6-0	1	0	0	1	0	18
33 Alexus Harrison	0-0	0-0	0-0	2-3	5-0	0-0	0	0	0	0	0	5
Team	0-0	0-0	0-0	1-0	0-0	0-0	0	0	0	0	0	0
Totals	35-67	5-9	16-21	17-32	49-13	91-19	14	4	6	200		

FG % 1st Half: 19-35 54.3% 2nd Half: 16-32 50.0% Game: 35-67 52.2%  
3FG % 1st Half: 3-6 50.0% 2nd Half: 2-3 66.7% Game: 5-9 55.6%  
FT % 1st Half: 7-7 100.0 2nd Half: 9-14 64.3% Game: 16-21 76.2%

Michigan 65 • 13-7, 5-4

Player	FG	FGA	FT	FTA	Rebounds	PF	TP	A	To	Bk	Stl	Min
22 Goree, Cyesha	7-13	0-0	0-0	1-3	4-14	1-2	1	3	3	35		
42 Brionna Jones	5-11	2-4	0-0	1-3	4-3	12-5	3	1	0	33		
01 Laurin Mincy	5-12	1-1	2-4	1-1	2-13	13-5	1	0	1	34		
04 Elmbidi, Nicole	3-4	0-0	2-2	3-6	9-4	8-2	1	0	0	32		
20 Williams, Danielle	1-1	0-0	0-0	0-0	0-0	2-0	0	0	0	7		
03 Ristovski, Madison	1-6	1-4	0-1	0-1	1-0	3-0	0	0	0	28		
01 Flaherty, Katelynn	6-17	1-6	0-0	2-2	4-4	13-0	4	0	1	29		
11 Dunston, Jillian	0-1	0-0	0-0	1-1	0-0	0-0	0	0	0	6		
12 Stapleton, Terra	0-0	0-0	0-0	0-0	0-0	1-0	0	0	0	0	1	
15 Rakery, Paige	0-1	0-0	0-0	0-0	0-0	0-0	0	0	0	0	3	
32 Mitchell, Kelsey	0-0	0-0	0-0	0-0	0-0	0-0	0	0	0	0	2	
Team	0-0	0-0	0-0	0-0	0-0	0-0	0	0	0	0	0	
Totals	28-66	5-15	4-7	8-17	25-21	65-14	12	2	7	200		

FG % 1st Half: 16-34 47.1% 2nd Half: 12-32 37.5% Game: 28-66 42.4%  
3FG % 1st Half: 3-5 60.0% 2nd Half: 3-10 30.0% Game: 5-15 33.3%  
FT % 1st Half: 2-2 100.0 2nd Half: 2-5 40.0% Game: 4-7 57.1%

Officials: Bev Roberts, Felicia Ginter, Kate Lukianich  
Technical fouls: Maryland=None, Michigan=None.  
Attendance: 1358  
Game Time: 1:45

Score by periods	1st	2nd	Total
Maryland	48	43	91
Michigan	35	29	65

Last FG - UMD 2nd-00:34, MICH 2nd-00:08.  
Largest lead - UMD by 28 2nd-00:34, MICH None.  
UMD led for 34:45, MICH led for 00:08. Game was tied for 00:15.

## ► 21: #20 IOWA

Official Basketball Box Score -- Game Totals -- Final Statistics

Iowa vs Maryland  
02/01/15 4:00 p.m. at College Park, Md. (XFinity Center)

Iowa 88 • 17-4, 8-2

Player	FG	FGA	FT	FTA	Rebounds	PF	TP	A	To	Bk	Stl	Min
11 Doolittle, Bethany	7-16	0-0	2-2	2-4	6-3	16-1	2	1	0	0	34	
02 Disterhoft, Ally	6-13	2-4	8-10	3-3	6-2	22-2	0	0	0	1	33	
15 Jennings, Whitney	0-3	0-0	2-2	0-1	1-4	4-2	1	2	0	0	18	
21 Dixon, Melissa	5-11	4-8	4-4	0-5	4-17	7-5	0	1	2	0	37	
22 Logie, Samantha	7-9	1-1	2-3	0-6	6-3	17-7	5	0	1	1	38	
01 Kastaneek, Alexa	4-5	0-0	0-1	0-0	0-3	8-1	1	0	0	0	8	
03 Tili, Claire	0-0	0-0	0-0	1-1	3-0	0-0	0	0	0	0	1	6
23 Battenham, Christina	1-2	0-1	0-0	1-2	0-0	2-0	0	1	0	0	7	
25 Peschel, Kall	1-1	1-1	0-0	0-2	2-5	3-1	0	0	0	1	19	
Team	0-0	0-0	0-0	0-0	0-0	0-0	0	0	0	0	0	
Totals	31-59	8-15	18-22	8-21	29-26	88-15	13	1	6	200		

FG % 1st Half: 16-33 48.5% 2nd Half: 15-26 57.7% Game: 31-59 52.5%  
3FG % 1st Half: 6-11 54.5% 2nd Half: 2-4 50.0% Game: 8-15 53.3%  
FT % 1st Half: 7-8 87.5% 2nd Half: 11-14 78.6% Game: 18-22 81.8%

Maryland 93 • 19-2, 10-0

Player	FG	FGA	FT	FTA	Rebounds	PF	TP	A	To	Bk	Stl	Min
11 Malina Howard	1-5	0-0	0-0	2-1	3-2	2-0	0	1	0	1	18	
42 Brionna Jones	6-8	0-0	0-0	9-6	15-4	19-1	0	0	2	26		
01 Laurin Mincy	4-11	0-3	7-8	2-0	2-2	15-3	0	0	0	36		
04 Lexie Brown	7-11	4-7	8-9	0-0	0-3	26-7	1	0	2	30		
32 S. Walker-Kimbrough	6-14	0-0	2-2	2-7	9-4	18-0	1	3	2	0	35	
02 Kiara Leslie	3-7	0-2	1-2	2-4	6-3	7-1	2	1	1	1	24	
03 Brenne Moseley	2-6	0-1	2-3	0-0	0-0	1-6	1	0	0	0	13	
12 Kristen Conroy	1-6	1-5	0-0	0-2	1-3	0-0	0	0	0	0	11	
15 Chloe Pavlich	0-0	0-0	0-0	0-0	0-0	0-0	0	0	0	0	1	
22 Tierney Pirman	2-2	0-0	2-2	1-3	4-0	6-0	1	0	0	0	12	
33 Alexus Harrison	0-0	0-0	0-0	0-0	0-0	0-0	0	0	0	0	0	
Team	0-0	0-0	0-0	0-0	0-0	0-0	0	0	0	0	0	
Totals	30-65	5-18	28-35	18-23	41-20	93-18	12	2	7	200		

FG % 1st Half: 14-33 42.4% 2nd Half: 16-32 50.0% Game: 30-65 46.2%  
3FG % 1st Half: 3-12 25.0% 2nd Half: 2-4 50.0% Game: 5-18 27.8%  
FT % 1st Half: 13-15 86.7% 2nd Half: 15-20 75.0% Game: 28-35 80.0%

Officials: Amy Bommer, Angelica Sullivan, Frank Storeatore  
Technical fouls: Iowa=None, Maryland=None.  
Attendance: 5373

Score by periods	1st	2nd	Total
Iowa	45	43	88
Maryland	44	49	93

Last FG - IOWA 2nd-00:08, UMD 2nd-00:38.  
Largest lead - IOWA by 10 1st-14:07, UMD by 7 2nd-00:16.  
IOWA led for 25:58, UMD led for 11:14. Game was tied for 02:48.

Maryland continues to cruise through its new conference.

The Terrapins won their 11th straight Sunday defeating Indiana 84-74 and remained unbeaten in Big Ten conference play (17-2, 8-0). Sophomore Brionna Jones had a double-double, 10 points and 14 rebounds for the Terrapins. Along with Jones, sophomore Lexie Brown added 21 points and fellow sophomore Shatori Walker-Kimbrough finished with 18 points. Malina Howard added 12 points. The seventh-ranked Terrapins 11-game winning streak began after losing in early December.

"We thrive off energy, feeding off of each other and celebrating each other," Brown said. "That's when we're at our best, when our bench is energized and coach B is energized and everyone is pumped up. Obviously today we didn't show (energy). It definitely wasn't the best that we've played, but top to bottom we had a lot of great moments throughout the team."

The Hoosiers led early and tied with the Terrapins five times through the 12:44 minute mark in the first half. With the game tied at 15, Maryland finished the first half outscoring Indiana 32-14, leading 47-29 at the half. Maryland made 19 of its 30 attempts, shooting 63.3 percent in the first half.

Despite competing neck and neck early, the Hoosiers (12-7, 2-6) were outbounded by the Terrapins 23-15 at the end of the first half and only shot 26 percent from the floor making eight of 31 attempts while going 0-11 from beyond the arc.

The final 10 minutes of the first half was a turning point for Maryland and indicative of the type of basketball the Terrapins have been playing over the last 11 games. The Terrapins outrebounded Indiana 40 to 27 for the game and finished shooting 54 percent.

"I thought we shared the basketball extremely well on the offensive end and we really started getting up and down our transition game," head coach Brenda Frese said. "Lexie does a tremendous job as our floor general, Bri struggled a little bit and she still gets a double-double. Being able to have that inside-outside presence is key."

Maryland continued to stretch its lead in the second half as Indiana faced its largest deficit, 24, trailing 57-33 with 15 minutes to play in the game. But the Hoosiers put together a 26-13 run that pulled them within 11 over a 10-minute span.

Laurin Mincy scored 24 points, and No. 5 Maryland rolled to its 12th consecutive victory, remaining unbeaten in Big Ten play with a 91-65 win over Michigan on Thursday night.

The Terrapins (18-2, 9-0) scored the first 11 points and never trailed. Shatori Walker-Kimbrough had 20 points for Maryland, and Lexie Brown had 14 points and eight assists.

The Terps shot 52 percent from the field and went 16 of 21 on free throws.

Cyesha Goree led Michigan (13-7, 5-4) with 14 points.

Maryland already looks like the class of the Big Ten in its first season in the league. The Terps have won all but two of their conference games by double digits.

# 2014-15 Maryland Women's Basketball

## ► 22: at Penn State

Official Basketball Box Score -- Game Totals -- Final Statistics																			
Maryland vs Penn State																			
02/05/15 7:00 p.m. at University Park, Pa. (BIC)																			
Maryland 77 • 20-2, 11-0																			
#	Player	FG	FGA	FT	FTA	Rebounds		PF	TP	A	T	Bk	Stl	Min					
						Off	Def												
01	Laurin Mincy	4-6	1-2	2-2	0	3	3	1	11	2	5	1	0	24					
04	Lexie Brown	3-9	2-6	0-0	0	3	3	1	8	10	3	0	5	30					
05	Malina Howard	2-2	0-0	1-2	0	6	6	1	5	2	3	0	1	24					
08	S. Walker-Kimbrough	10-14	0-1	1-2	3	2	5	2	21	2	0	0	1	33					
12	Brianna Jones	2-6	0-0	1-1	6	5	11	2	5	1	1	1	1	15					
00	Aja Ellison	0-0	0-0	0-0	0	0	0	0	0	0	0	0	0	8					
02	Klara Leslie	0-3	0-0	4-4	0	1	1	1	4	0	2	0	0	11					
03	Brenee Moseley	2-3	0-0	0-0	0	0	0	2	4	3	2	0	0	10					
12	Kristen Conroy	1-4	1-3	0-0	0	0	0	0	3	0	1	0	0	9					
15	Chloe Pavlich	0-2	0-2	0-0	0	0	0	0	0	0	1	0	0	3					
22	Tierney Pirman	4-10	0-0	1-2	3	2	5	1	9	0	0	0	0	20					
33	A'Lexus Harrison	3-3	0-0	1-2	0	0	2	7	1	0	0	2	13						
Totals		31-61	4-14	11-15	14	25	39	13	77	22	18	2	10	200					
FG % 1st Half: 18-34		52.9%		2nd half: 13-27		48.1%		Game: 31-61		50.8%		3FG % 1st Half: 2-7		28.6%		2nd half: 2-7		28.6%	
FT % 1st Half: 3-4		50.0%		2nd half: 8-9		88.9%		Game: 11-15		73.3%		Deadball Rebounds		2					
Penn State 62 • 5-18, 2-10																			
#	Player	FG	FGA	FT	FTA	Rebounds		PF	TP	A	T	Bk	Stl	Min					
						Off	Def												
01	Ages, Candice	5-6	0-0	0-0	3	3	6	2	10	0	3	2	1	24					
05	Moore, Sierra	6-18	0-1	3-4	4	2	6	15	4	3	0	1	37						
10	Sevillian, Keke	0-0	0-0	1-2	0	1	0	1	1	1	1	0	1	17					
15	Mitchell, Kaliyah	1-8	0-2	0-0	1	2	3	2	1	3	1	1	1	18					
44	Waldner, Tori	3-8	0-0	0-0	4	4	8	3	6	2	1	1	30						
12	Spann, Lindsey	7-15	1-1	3-4	0	2	2	0	18	2	4	0	1	31					
25	Whitted, Peyton	2-6	0-1	0-0	2	2	4	5	4	0	1	1	0	21					
41	DeGraaf, Jenny	3-7	0-3	0-0	1	0	1	2	6	2	1	1	0	22					
Team																			
Totals		27-68	1-8	7-10	16	34	15	62	12	17	6	6	20						
FG % 1st Half: 11-34		32.4%		2nd half: 16-34		47.1%		Game: 27-68		39.7%		3FG % 1st Half: 1-4		25.0%		2nd half: 0-0		0.0%	
FT % 1st Half: 1-2		50.0%		2nd half: 6-6		75.0%		Game: 7-10		70.0%		Deadball Rebounds		3					
Officials: Lisa Mattingly, Mark Zentz, Bryan Enterline																			
Technical fouls: Maryland-None, Penn State-None.																			
Attendance: 3869																			
Score by periods																			
	1st	2nd	Total																
Maryland	41	36	77																
Penn State	24	38	62																
Last FG - UMD 2nd-01:01, PSU 2nd-00:46.																			
Largest lead - UMD by 25 2nd-12:00, PSU by 7 1st-10:53.																			
UMD led for 31:18, PSU led for 06:40. Game was tied for 01:55.																			
															In Points	Off T/O	2nd Chanc	Fast Break	Bench
															20	4	11	13	17
															Lost 2 - Times				
															Lost 2 - Times				

## ► 23: #19 NEBRASKA

Official Basketball Box Score -- Game Totals -- Final Statistics																			
Nebraska vs Maryland																			
02/08/15 4:00 p.m. at College Park, Md. (XFINITY Center)																			
Nebraska 47 • 17-6, 7-5																			
#	Player	FG	FGA	FT	FTA	Rebounds		PF	TP	A	T	Bk	Stl	Min					
						Off	Def												
03	Samilo, Hailey	1-4	0-0	1-1	3	2	5	1	7	1	0	0	0	29					
23	Cady, Emily	1-7	0-1	0-0	2	1	3	1	2	5	3	0	1	33					
01	Laudermill, Tear'a	7-21	2-11	0-0	1	2	3	16	2	4	0	2	30						
05	Romo, Natalie	3-12	2-9	0-0	2	3	5	2	8	0	2	0	1	33					
13	Jeffery, Brandi	2-4	1-1	0-0	0	4	4	3	5	1	0	1	25						
11	Ramaciari, Esther	0-0	0-0	0-0	0	0	0	0	0	0	0	0	1						
08	Havens, Alle	1-1	0-0	0-0	2	0	2	1	2	2	3	1	17						
30	Smith, Chandler	3-13	1-6	0-0	0	7	7	1	7	0	4	1	0	24					
31	Kalenta, Anya	0-0	0-0	0-0	0	0	0	0	0	0	0	0	1						
34	Cincora, Jasmine	0-0	0-0	0-0	0	0	0	0	0	0	0	0	7						
Totals		20-62		6-28		11		21		36		12		47		11		17	
FG % 1st Half: 10-31		32.3%		2nd half: 10-31		32.3%		Game: 20-62		32.3%		3FG % 1st Half: 4-14		28.6%		2nd half: 2-14		14.3%	
FT % 1st Half: 0-0		0.0%		2nd half: 1-1		100.0%		Game: 6-28		21.4%		Deadball Rebounds		9		24			
Maryland 59 • 21-2, 12-0																			
#	Player	FG	FGA	FT	FTA	Rebounds		PF	TP	A	T	Bk	Stl	Min					
						Off	Def												
05	Malina Howard	1-6	0-0	0-0	1	6	7	2	12	1	2	0	1	31					
02	Brianna Jones	4-7	0-1	4-4	4	5	9	2	12	2	3	0	1	31					
01	Laurin Mincy	5-6	1-3	2-2	2	3	5	3	7	2	0	0	1	25					
04	Lexie Brown	5-13	6-22	1-4	5	5	14	4	3	0	1	1	37						
32	S. Walker-Kimbrough	2-8	0-1	0-0	2	5	7	3	4	2	3	0	0	31					
00	Aja Ellison	0-0	0-0	0-0	1	0	1	0	0	0	0	0	0	2					
02	Klara Leslie	3-7	0-0	1-2	2	2	4	1	7	0	0	0	1	13					
03	Brenee Moseley	0-1	0-0	0-0	0	0	0	0	0	0	0	0	0	4					
12	Kristen Conroy	1-5	1-2	0-0	0	1	1	1	3	0	3	0	0	13					
15	Chloe Pavlich	0-1	0-0	0-0	0	0	0	0	0	0	0	0	0	1					
22	Tierney Pirman	0-0	0-0	0-0	0	0	0	1	0	0	0	0	0	4					
33	Stephanie Harrison	0-0	0-0	0-0	0	0	0	0	0	0	0	0	0	1					
Totals		23-57		4-13		10-14		27-41		59		13		6		20		20	
FG % 1st Half: 13-23		56.5%		2nd half: 10-14		71.4%		Game: 23-57		40.4%		3FG % 1st Half: 3-9		33.3%		2nd half: 4-13		30.8%	
FT % 1st Half: 0-0		0.0%		2nd half: 4-13		30.8%		Game: 9-10		90.0%		Deadball Rebounds		9		25			
Officials: Laura Morris, Roy Gulbeyan, Angie England																			
Technical Fouls: Nebraska: None; Maryland: None																			
Attendance: 10927																			
Nebraska by quarter																			
1st	2nd	3rd	4th	Total															
14	10	10	13	47															
20	20	30	50	59															
Maryland by quarter																			
1st	2nd	3rd	4th	Total															
14	15	19	11	59															
15	16	19	9	59															
Last FG: NEB 2nd-00:14, UMD 2nd-01:52.																			
Largest lead: NEB 3 1st-18:49, UMD by 17 2nd-04:13.																			
NEB first 09:52, UMD first 03:30, NEB by 33.30, UMD by 01:28.																			
Score tied - 1 time.										Lead changed - 5 times.									



# 2014-15 Maryland Women's Basketball

## ► 25: at Michigan State

Official Basketball Box Score -- Game Totals -- Final Statistics														
Maryland vs Michigan State														
02/16/15 7:00 p.m. at East Lansing, Mich. (Breslin Center)														
Maryland 75 • 23-2, 14-0 B1G														
##	Player	Total	FG-FGA	FG-FGA	FT-FTA	Rebounds	PF	TP	A	T	Bk	Stl	Min	
01	Laurin Mincy	4-9	3-7	4-4	0 3 3	15	2	4	2	0	0	27		
04	Lexie Brown	5-15	2-10	2-2	1 6 7	0 14	8	2	0	0	0	38		
05	Malina Howard	0-2	0-0	0-0	0 1 1	2	0	0	0	1	0	18		
32	S. Walker-Kimbrough	6-9	0-2	3-3	2 6 8	5 15	3	5	1	3	33			
42	Brianna Jones	6-7	0-0	5-10	4 7 11	4 17	2	3	3	1	33			
02	Kiara Leslie	0-2	0-0	0-0	3 0 3	1	0	0	2	0	0	13		
03	Brene Moseley	0-3	0-0	0-0	1 0 1	0	0	0	0	0	0	4		
12	Kristen Conroy	1-4	1-2	0-0	0 0 0	0 3	0	0	0	1	4			
22	Tierney Pfrman	4-5	0-0	3-6	3 2 5	1 11	2	1	0	0	17			
33	Alexus Harrison	0-0	0-0	0-0	1 1 2	1	0	0	0	0	0	12		
Team		3	2	2	4	6	5	200						
Totals		26-56	6-21	17-25	18 28 46	17	75	17	18	6	5	200		
FG % 1st Half: 13-33 33.3% 2nd half: 13-25 52.0% Game: 26-56 46.4% 3FG % 1st Half: 5-14 35.7% 2nd half: 1-7 14.3% Game: 6-21 28.6% FT % 1st Half: 2-4 50.0% 2nd half: 15-21 71.4% Game: 17-25 68.0%														
Michigan State 69 • 12-14, 4-11 B1G														
##	Player	Total	FG-FGA	FG-FGA	FT-FTA	Rebounds	PF	TP	A	T	Bk	Stl	Min	
01	Jankowski, Tori	4-14	0-5	6-8	4 4 8	3 14	9	3	0	0	39			
02	Miller, Cara	4-8	2-3	0-0	3 2 5	4 10	2	1	0	2	37			
03	Powers, Aerial	8-21	1-4	1-7	4 2 6	2 18	2	3	2	1	38			
04	Gussert, Lexi	3-5	2-3	0-2	0 2 2	0 8	1	3	0	1	22			
12	Mills, Becca	6-16	2-5	0-1	1 2 3	4 14	1	1	1	1	36			
14	Morrissey, Anna	1-2	1-2	0-0	0 1 1	2	3	0	2	0	18			
35	Johnson, Kennedy	1-2	0-0	0-0	1 0 1	5	2	0	0	0	10			
Team		4	2	6	4	6	5	200						
Totals		27-68	8-22	7-18	17 15 32	20	69	15	13	3	5	200		
FG % 1st Half: 11-33 33.3% 2nd half: 16-35 45.7% Game: 27-68 39.7% 3FG % 1st Half: 2-9 22.2% 2nd half: 6-13 46.2% Game: 8-22 36.4% FT % 1st Half: 2-8 25.0% 2nd half: 5-10 50.0% Game: 7-18 38.9%														
Officials: Steve Blauch, Lisa Mattingly, Billy Smith														
Technical fouls: Maryland-S. Walker-Kimbrough 2, Michigan State-None.														
Attendance: 5362														
Score by periods														
	1st	2nd	Total											
Maryland	33	42	75											
Michigan State	26	43	69											
Last FG - UNO 2nd-00:15, MSU 2nd-00:20.														
Largest lead - UNO by 11 (2nd-06:01), MSU by 2 (1st-11:35).														
UNO led for 32:28, MSU led for 03:31. Game was tied for 04:08.														

## ► 26: at Wisconsin

Official Basketball Box Score -- Game Totals -- Final Statistics														
Maryland 81 • 24-2, 15-0														
##	Player	Total	FG-FGA	FG-FGA	FT-FTA	Rebounds	PF	TP	A	T	Bk	Stl	Min	
01	Laurin Mincy	2-9	0-2	4-4	1 2 3	2	8	0	0	1	31			
05	Malina Howard	2-3	0-0	2-2	1 0 1	2	6	1	1	0	13			
04	Lexie Brown	3-8	2-4	7-8	0 2 2	15	7	4	0	1	39			
32	S. Walker-Kimbrough	8-13	1-1	0-0	2 3 5	2 17	1	0	0	1	33			
42	Brianna Jones	7-12	0-0	6-10	7 8 15	2 20	1	2	1	2	33			
00	Aja Ellison	0-0	0-0	0-0	0 0 0	1	0	1	1	0	1			
02	Kiara Leslie	0-2	0-0	0-0	0 0 0	1	0	0	0	0	3			
03	Brene Moseley	1-2	0-0	0-0	0 0 0	0	2	0	2	0	1	5		
12	Kristen Conroy	2-4	0-2	0-0	0 0 0	1	4	1	0	0	16			
22	Tierney Pfrman	4-6	0-0	1-2	1 6 7	0 9	0	0	1	3	22			
33	Alexus Harrison	0-0	0-0	0-0	0 0 0	1	0	0	0	0	4			
Team		0	0	0	1	3	4							
Totals		29-59	3-9	20-26	13 24 37	14	81	14	10	2	9	200		
FG % 1st Half: 18-33 54.5% 2nd half: 11-26 42.3% Game: 29-59 49.2% 3FG % 1st Half: 2-4 50.0% 2nd half: 1-5 20.0% Game: 3-9 33.3% FT % 1st Half: 5-8 62.5% 2nd half: 15-18 83.3% Game: 20-26 76.9%														
Wisconsin 70 • 8-17, 4-11														
##	Player	Total	FG-FGA	FG-FGA	FT-FTA	Rebounds	PF	TP	A	T	Bk	Stl	Min	
35	Gulczynski, Jacki	3-8	2-7	0-0	0 3 3	2	8	1	4	0	0	32		
04	Rochel, Cassie	2-6	0-0	0 5 6	11 4	4	2	1	3	0	27			
3	Whyte, Dakota	5-10	1-3	5-8	0 2 2	16	2	3	0	0	25			
04	Baumann, Nicole	7-15	2-6	0-0	4 5 9	4 16	3	3	0	3	39			
21	Cichy, Tessa	7-14	1-4	2-2	3 0 3	3 17	3	2	0	1	35			
04	Brown, AnnMarie	0-0	0-0	0-0	0 0 0	1	0	0	0	0	12			
23	McMorris, Cayla	2-3	1-2	0-0	0 1 1	0	5	0	1	0	13			
24	Johnson, Malaina	2-6	0-0	0-0	1 4 5	2	4	0	1	2	17			
Team		0	0	0	0	0	0	0	0	0	0			
Totals		28-62	7-22	7-10	13 21 34	18	70	11	15	5	4	200		
FG % 1st Half: 14-28 50.0% 2nd half: 14-34 41.2% Game: 28-62 45.2% 3FG % 1st Half: 2-6 33.3% 2nd half: 5-16 31.3% Game: 7-22 31.8% FT % 1st Half: 0-1 0.0% 2nd half: 7-9 77.8% Game: 7-10 70.0%														
Officials: Laura Morris, Amy Bonner, Brian Hall														
Technical fouls: Maryland-None, Wisconsin-None.														
Attendance: 3026														
Score by periods														
	1st	2nd	Total											
Maryland	41	38	81											
Wisconsin	30	40	70											
Last FG - UNO 2nd-04:15, WIS 2nd-00:41.														
Largest lead - UNO by 19 2nd-07:10, WIS None.														
UNO led for 39:46, WIS led for 00:00. Game was tied for 00:20.														

## ► 27: PENN STATE

Official Basketball Box Score -- Game Totals -- Final Statistics														
Penn State vs Maryland														
02/23/15 7:00 p.m. at College Park, Md. (XFINITY Center)														
Penn State 34 • 6-21, 3-13														
##	Player	Total	FG-FGA	FG-FGA	FT-FTA	Rebounds	PF	TP	A	T	Bk	Stl	Min	
15	Mitchell, Kaliyah	1-7	0-3	0-2	0 2 2	3	2	5	1	2	29			
44	Waldner, Tori	2-6	0-0	0-0	0 3 3	4	4	0	2	1	0	20		
01	Agee, Candice	5-9	0-0	0-4	2 7 9	3 10	0	2	4	3	29			
05	Moore, Sierra	1-6	0-0	0-0	1 0 1	1	2	1	6	0	1	21		
10	Sevillian, Kicke	1-4	0-0	0-0	0 0 0	3	2	1	0	1	1	27		
11	Harris, Alex	0-0	0-0	2-2	1 1 2	1	2	0	1	0	0	11		
12	Spann, Lindsey	4-16	0-2	0-0	0 1 1	1	8	5	0	2	33			
25	Whitted, Peyton	1-2	0-0	2-4	1 4 5	3	4	0	1	0	1	22		
41	DeGraaf, Jenny	0-0	0-0	0-0	0 1 1	1	0	0	0	0	0	8		
Team		0	0	0	0	2	3							
Totals		15-50	0-5	4-12	6 21 27	20	34	9	22	7	10	200		
FG % 1st Half: 6-24 25.0% 2nd half: 9-26 34.6% Game: 15-50 30.0%														
3FG % 1st Half: 0-3 0.0% 2nd half: 0-2 0.0% Game: 0-5 0.0%														
FT % 1st Half: 2-4 50.0% 2nd half: 2-8 25.0% Game: 4-12 33.3%														
Deadball Rebounds 1,2														
Maryland 65 • 25-2, 16-0														
##	Player	Total	FG-FGA	FG-FGA	FT-FTA	Rebounds	PF	TP	A	T	Bk	Stl	Min	
05	Malina Howard	0-1	0-0	1-2	1 7 8	3	1	3	0	1	0	22		
42	Brown Jones	8-12	0-0	1-5	2 4 6	1	1	2	1	1	0	23		
01	Laurin Micie	9-25	2-3	0-0	0 4 4	1	6	3	3	0	1	23		
05	Lewis Brown	2-5	1-5	1-2	0 2 2	0	6	4	6	0	0	12		
10	Chapman-Kimbrough	2-4	0-0	0-2	1 2 1	1	1	9	2	0	38			
02	Ajia Ellison	0-0	0-0	0-2	1 0 1	1	0	0	0	0	0	3		
10	Alex Leslie	1-4	0-0	0-0	0 1 1	0	0	0	0	1	0	9		
05	Brenze Mossley	0-2	0-0	0-0	0 0 0	0	0	0	0	1	0	4		
12	Kristen Confin	4-6	0-4	3-4	5 7 1	9	1	2	2	0	0	20		
10	Chloris Pritch	0-2	0-0	0-0	0 1 1	0	0	0	0	0	0	13		
22	Tierney Piffrman	2-7	0-0	0	3 6 9	1	8	0	2	0	1	17		
31	Alexus Harrison	2-6	0-0	1-1	0 2 2	5	17	0	0	1	0	10		
Team		0	0	0	0	0	0	0	0	0	0	0		
Totals		25-60	5-17	10-20	17 34 51	13	65	17	20	3	14	200		
FG % 1st Half: 14-33 42.4% 2nd half: 11-27 40.7% Game: 25-60 41.7%														
3FG % 1st Half: 3-7 42.9% 2nd half: 2-5 40.0% Game: 5-19 26.3%														
FT % 1st Half: 4-10 40.0% 2nd half: 6-10 60.0% Game: 10-20 50.0%														
Deadball Rebounds 5														
Officials: Tina Napier, Denise Brooks, De Kautner														
Technical fouls: Penn State None, Maryland None.														
Attendance: 6307														
Score by periods														
	1st	2nd	3rd	4th	OT		1st	2nd	3rd	4th	OT	FT	FT	FT
Penn State	14	20	34			68	Points	22	14	10	22	68	Reb	20
Maryland	35	30	65			130	In	26	20	10	10	66	Ass	16
Last FG : PSU 2nd 00:26, UMD 2nd 03:39.														
Lead change : PSU none, UMD 1st 03:07.														
Largest lead: PSU led for 39:21, Game was tied for 00:21.														
Score tied 6 times.														
Lead changed 8 times.														

# 2014-15 Maryland Women's Basketball

## ► 28: INDIANA

Official Basketball Box Score -- Game Totals -- Final Statistics															
Indiana vs Maryland 02/26/15 7:00 p.m. at College Park, Md. (XFINITY Center)															
Indiana 72 • 14-14, 4-13															
##	Player	Total	3-Ptr	Rebounds	PF	TP	A	T	Bk	Stl	Min				
		FG-FGA	FG-FGA	FT-FTA	Off Def Tot	PF	TP	A	T	Bk	Stl	Min			
1	Amanda Cahill	r 3-7	1-3	1-2	1 8 9	5	8	1	3	2	1	31			
4	Jenn Anderson	c 2-3	0-0	0-0	2 2 4	1	4	0	0	0	0	16			
11	Tyra Buss	g 2-8	0-4	6-7	1 4 5	3	10	2	3	0	2	29			
22	Larry Brooks	g 4-9	2-6	3-4	0 2 2	2	13	1	3	0	0	33			
23	Alexis Gassion	g 3-7	1-2	3-4	2 3 5	4	10	0	1	1	0	32			
24	Jess Walter	g 3-9	1-3	2-2	1 2 3	3	9	1	2	0	1	20			
10	Taylor Agle	0-2	0-0	0-0	1 1 0	0	0	0	0	0	0	6			
21	Karlee McBride	7-12	4-8	0-0	1 2 3	3	18	0	2	0	0	16			
40	Lyndsay Leikem	0-1	0-1	0-0	0 2 2	0	0	1	0	0	1	07			
Team				0-3	0 3 3			1	1	0	0	17			
Totals		24-58	9-29	15-19	8 29 37	21	72	5	16	3	4	200			
FG % 1st Half: 13-35 37.1% 2nd half: 11-23 47.8% Game: 24-58 41.4%															
3FG % 1st Half: 4-16 25.0% 2nd half: 5-13 38.5% Game: 9-29 31.0%															
FT % 1st Half: 5-7 71.4% 2nd half: 10-12 83.3% Game: 15-19 78.9%															
Reboundals															
Maryland 83 • 26-2, 17-0															
##	Player	Total	3-Ptr	Rebounds	PF	TP	A	T	Bk	Stl	Min				
		FG-FGA	FG-FGA	FT-FTA	Off Def Tot	PF	TP	A	T	Bk	Stl	Min			
44	Malina Howard	c 7-10	0-0	2-3	3 3 6	4	16	0	0	0	0	27			
42	Brianna Jones	c 2-7	0-0	1-3	3 3 6	2	5	1	1	1	0	23			
5	Laurin Mincy	g 7-14	4-6	10-12	1 4 5	1	28	3	1	0	1	40			
40	Lexie Brown	g 3-11	1-6	7-7	0 5 5	3	14	7	4	0	2	40			
1	S. Walker-Kimbrough	g 6-13	3-5	1-2	1 2 3	1	0	0	0	0	0	33			
2	Klara Leslie	0-1	0-0	0-0	0 5 5	1	0	0	0	0	0	9			
12	Kristen Conroy	0-0	0-0	0-0	0 0 0	0	0	0	0	0	0	5			
22	Tierney Pfirman	1-3	0-0	0-0	1 0 1	0	2	1	1	1	1	10			
31	Alexus Harrison	1-1	0-0	0-0	0 3 3	2	2	0	2	0	1	13			
Team				0 1 1											
Totals		27-60	5-13	24-30	8 28 36	14	83	14	10	2	8	200			
FG % 1st Half: 17-32 53.1% 2nd half: 10-28 35.7% Game: 27-60 45.0%															
3FG % 1st Half: 3-8 37.5% 2nd half: 2-5 40.0% Game: 5-13 38.5%															
FT % 1st Half: 10-11 90.9% 2nd half: 14-19 73.7% Game: 24-30 80.0%															
Reboundals															
Officials: Sue Blauch, Barth Smith, Felicia Gritter															
Technical fouls: Indiana-None, Maryland-None.															
Attendance: 5601															
Score by periods															
	1st	2nd	Total												
Indiana	35	37	72												
Maryland	47	36	83												
Last FG - IND 2nd-00:39, UMD 2nd-02:39.															
Largest lead - IND None, UMD by 15 2nd-14:57.															
IND led for 00:06, UMD led for 37:44. Game was tied for 02:16.															
Score tied - 0 times.															
Lead changed - 0 times.															

## ► 29: at #25 Northwestern

Official Basketball Box Score -- Game Totals -- Final Statistics															
Maryland vs Northwestern 03/01/15 1:00 p.m. at Evanston, Ill. (Welsh-Ryan Arena)															
Maryland 69 • 27-2 (18-0 B1G)															
##	Player	Total	3-Ptr	Rebounds	PF	TP	A	T	Bk	Stl	Min				
		FG-FGA	FG-FGA	FT-FTA	Off Def Tot	PF	TP	A	T	Bk	Stl	Min			
42	Brianna Jones	c 6-6	0-0	2-5	4 9 13	2	14	0	2	3	1	33			
5	Malina Howard	c 2-7	0-0	2-2	1 2 3	1	6	3	0	0	0	30			
1	Laurin Mincy	g 2-11	2-6	0-0	2 3 5	1	6	1	2	0	0	26			
32	S. Walker-Kimbrough	g 4-10	1-2	2-4	3 5 8	1	11	9	1	1	1	40			
4	Lexie Brown	g 3-6	1-4	2-2	0 2 2	3	9	2	3	0	1	24			
12	Kristen Conroy	1-2	0-1	0-0	0 1 1	1	2	1	1	0	0	8			
15	Chloe Pavlech	1-1	1-1	0-0	0 1 0	3	0	0	0	0	0	4			
22	Tierney Pfirman	0-2	0-0	0-0	2 3 5	1	0	1	0	1	0	6			
3	Brene Moseley	6-9	3-5	3-6	0 1 1	1	18	0	0	0	0	21			
33	Alexus Harrison	0-0	0-0	0-0	1 0 1	0	0	0	0	0	0	8			
Team				2 6 8											
Totals		25-54	8-19	11-19	15 33 48	11	69	16	13	4	3	200			
FG % 1st half: 13-28 46.4% 2nd half: 12-26 46.2% Game: 25-54 46.3%															
3FG % 1st half: 5-10 50.0% 2nd half: 3-9 33.3% Game: 8-19 42.1%															
FT % 1st half: 1-2 50.0% 2nd half: 10-17 58.8% Game: 11-19 57.9%															
Northwestern 48 • 22-7 (12-6 B1G)															
##	Player	Total	3-Ptr	Rebounds	PF	TP	A	T	Bk	Stl	Min				
		FG-FGA	FG-FGA	FT-FTA	Off Def Tot	PF	TP	A	T	Bk	Stl	Min			
10	Coffey, Nia	r 5-16	0-1	4-9	3 2 5	4	14	4	1	2	0	38			
5	Cohen, Alex	c 2-5	1-2	0-0	2 1 3	4	5	0	2	0	1	29			
25	Lyon, Maqiee	c 4-13	2-7	0-0	1 7 8	4	10	1	0	1	3	40			
14	Yarkey, Ashley	g 2-12	0-4	0-0	1 0 1	2	4	3	4	0	1	34			
42	Roser, Karly	g 1-4	0-0	0-0	6 2 8	0	2	3	2	0	2	25			
11	Douglas, Lauren	3-10	1-2	4-4	1 2 3	2	11	0	0	0	0	17			
12	Rohde, Lydia	0-0	0-0	0-0	0 0 0	0	0	0	0	0	0	1			
24	Inman, Christen	1-2	0-0	0-0	0 1 1	2	2	0	0	0	0	15			
32	Johnson, Christen	0-0	0-0	0-0	0 0 0	0	0	0	0	0	0	1			
Team				1 5 6											
Totals		18-62	4-17	8-13	15 19 34	17	48	13	9	3	7	200			
FG % 1st half: 11-31 35.5% 2nd half: 7-31 22.6% Game: 18-62 29.0%															
3FG % 1st half: 2-7 28.6% 2nd half: 2-10 20.0% Game: 4-17 23.5%															
FT % 1st half: 2-3 66.7% 2nd half: 6-10 60.0% Game: 8-13 61.5%															
Officials: Laura Morris, Bob Trammell, Rod Creech															
Technical fouls: Maryland-None, Northwestern-None.															
Attendance: 1743															
Score by periods															
	1st	2nd	Total												
Maryland	32	37	69												
Northwestern	26	22	48												
Last FG - MD 2nd-04:09, NU 2nd-02:21.															
Largest lead - MD by 21, NU by 30, MD by 31, NU by 19.															
Time out for 30:36, NU by 00:29, Game by time for 00:25.															
Score lead - 4 times.															
Lead changed - 1 time.															





# 2014-15 Maryland Women's Basketball

## ► 34: #13 PRINCETON

Official Basketball Box Score -- Game Totals -- Final Statistics																														
Princeton vs Maryland																														
03/23/15 6:30 p.m. at College Park, Md. (XFINITY Center)																														
Princeton 70 • (31-1)																														
#	Player	Total	3-Ptr	Rebounds	PF	TP	A	TO	Bk	Sel	Min																			
		FG-FGA	FG-FGA	FT-FTA	Off	Def	Total																							
15	Tarakchian, Annie	1-11	1-6	0-0	1	5	6	4	7	6	2	1	3	40																
21	Wheatley, Alex	5-10	0-0	0-0	2	1	3	4	10	0	3	1	1	29																
11	Dietrick, Blake	10-18	2-7	4-4	1	1	2	0	26	0	0	0	3	40																
14	Berntsen, Amanda	1-2	0-0	2-2	0	1	1	0	4	0	1	0	0	13																
24	Miller, Michelle	1-10	0-3	0-0	3	5	8	2	2	0	0	0	0	32																
13	Smith, Vanessa	6-9	1-1	2-2	2	2	4	1	15	1	0	0	0	28																
22	Williams, Taylor	2-2	0-0	0-0	0	0	0	0	4	1	1	0	0	7																
25	Smith, Mariah	1-1	0-0	0-2	1	1	2	2	3	1	0	2	11																	
	Team				1	2	3																							
Totals		29-63	4-17	8-10	11	18	29	13	70	11	9	2	9	200																
FG % 1st Half: 17-29 58.6%		2nd half: 12-34 35.3%		Game: 29-63 46.0%		Deadball																								
3FG % 1st Half: 1-4 25.0%		2nd half: 3-13 23.1%		Game: 4-17 23.5%		Rebounds																								
FT % 1st Half: 3-3 100.0		2nd half: 5-7 71.4%		Game: 8-10 80.0%																										
Maryland 85 • (32-2)																														
#	Player	Total	3-Ptr	Rebounds	PF	TP	A	TO	Bk	Sel	Min																			
		FG-FGA	FG-FGA	FT-FTA	Off	Def	Total																							
05	Malina Howard	1-2	0-0	0-0	0	2	2	1	2	0	1	0	0	28																
42	Brionna Jones	3-6	0-0	4-7	6	4	10	2	10	0	1	1	0	29																
41	Laurin Mincy	9-11	6-7	3-4	0	4	4	0	27	7	3	0	0	37																
04	Lexie Brown	8-16	5-11	2-2	1	5	6	2	23	4	6	0	0	39																
32	S. Walker-Kimbrough	4-12	0-1	2-2	1	3	4	3	10	0	1	1	1	35																
40	Kiera Leslie	0-0	0-0	0-0	0	0	0	2	1	0	0	0	0	5																
03	Brene Moseley	0-1	0-0	0-0	0	1	1	1	0	1	0	0	0	2																
12	Kristen Conroy	0-1	0-0	0-0	0	0	0	0	0	1	0	0	0	4																
22	Tierney Pfirman	5-8	1-1	0-0	2	5	7	1	11	0	0	0	1	19																
11	Allexus Harrison	0-0	0-0	0-0	0	0	0	1	0	0	0	0	0	2																
	Team				1	0	1																							
Totals		31-58	12-20	11-15	11	24	35	11	85	14	12	2	2	200																
FG % 1st Half: 16-31 51.6%		2nd half: 15-27 55.6%		Game: 31-58 53.4%		Deadball																								
3FG % 1st Half: 5-12 41.7%		2nd half: 7-8 87.5%		Game: 12-20 60.0%		Rebounds																								
FT % 1st Half: 5-6 83.3%		2nd half: 6-9 66.7%		Game: 11-15 73.3%																										
Officials: Barb Smith, Tim Daley, Maggie Tieman																														
Technical Fouls: Princeton-None, Maryland-None.																														
Attendance: 7794																														
2015 NCAA Tournament Second Round																														
Score by periods																														
		1st	2nd	Total	Points	In	Out	2nd	Lead	Bench																				
Princeton		38	32	70	PRIN	46	9	40	4	11																				
Maryland		42	43	85	UMD	30	19	11	4	13																				
Last FG - PRIN 2nd-01:12, UMD 2nd-00:45.																														
Largest lead - PRIN by 4, 1st-05:08, UMD by 24, 2nd-07:32.																														
PRIN led for 09:50, UMD led for 29:07, Game was tied for 00:37.																														
Score tied - 1 time.																														
Lead changed - 13 times.																														

Laurin Mincy scored 27 points, and top-seeded Maryland used a second-half blitz to knock off previously unbeaten Princeton 85-70 Monday night and advance to the Sweet 16 of the women's NCAA tournament.

After leading by only 42-38 at the break, the Terrapins used a 17-2 run immediately after halftime to turn a surprisingly tight game into a rout.

"It was a tremendous game. It was fun," head coach Brenda Frese said. "Obviously, this is what you see come this time of year. I thought both groups were ready to play from the tip and both teams came out with a ton of energy. We were really able to separate ourselves in the second half. Tierney [Pfirman] was an x factor for us off of the bench and I thought the difference was our defense and rebounding in the second half."

The Terrapins (32-2) will bring a 26-game winning streak into a matchup with Duke on Saturday in Spokane, Wash. Maryland and Duke were longtime rivals in the Atlantic Coast Conference before the Terps moved to the Big Ten this season.

Lexie Brown scored 23 for the Terrapins, who will be making their fourth consecutive trip to the Sweet 16 and seventh in head coach Brenda Frese's 13 seasons at Maryland. Tierney Pfirman added 11 off the bench and Brionna Jones had 10 and 10 rebounds.

Eighth-seeded Princeton (31-1) was coming off the program's first-ever win in the NCAA tournament, on Saturday against Wisconsin-Green Bay. Blake Dietrick led Princeton with 26 points and Vanessa Smith added 15.

Princeton made 10 of its first 13 field-goal tries and led 28-24 on the Terrapins' own floor before an enthusiastic crowd that clearly favored the home team.

Outscoring Maryland 28-6 in the paint while holding Jones without a point in the first half, Princeton had several leads before falling behind at the break. With the pressure inside, the Terps opted to fire from the outside before halftime. They led 42-38 at the break.

In the second half, however, Maryland proved to be too fast, too big and, most importantly, too talented.

After the teams exchanged baskets, Mincy scored in the lane and Jones sank two free throws. Jones and Shatori Walker-Kimbrough then made successive baskets before Mincy drilled a 3-pointer. Field goals by Brown and Malina Howard completed the run, making it 59-40 with just under 14 minutes to play.

# 2014-15 Maryland Women's Basketball

## 2014-15 Maryland Women's Basketball Maryland Combined Team Statistics (as of Mar 23, 2015) All games

RECORD:	OVERALL	HOME	AWAY	NEUTRAL
ALL GAMES	32-2	17-0	11-1	4-1
CONFERENCE	18-0	9-0	9-0	0-0
NON-CONFERENCE	14-2	8-0	2-1	4-1

#	Player	gp-gs	min	avg	Total		3-Point		F-Throw		Rebounds				pf	dq	a	to	blk	stl	pts	avg
					fg-fga	fg%	3fg-fga	3fg%	ft-fga	ft%	off	def	tot	avg								
01	Laurin Mincy	34-34	1020	30.0	150-333	.450	43-111	.387	128-149	.859	47	91	138	4.1	61	0	111	80	6	28	471	13.9
04	Lexie Brown	33-33	1044	31.6	149-356	.419	64-185	.346	90-108	.833	13	93	106	3.2	50	0	155	91	0	77	452	13.7
32	S. Walker-Kimbrough	34-34	996	29.3	178-347	.513	15-47	.319	79-99	.798	50	132	182	5.4	56	3	77	75	18	54	450	13.2
42	Brionna Jones	34-34	810	23.8	168-281	.598	0-1	.000	84-134	.627	146	159	305	9.0	94	2	25	65	45	34	420	12.4
05	Malina Howard	34-34	793	23.3	83-175	.474	1-9	.111	40-55	.727	66	96	162	4.8	70	1	39	50	20	22	207	6.1
03	Brene Moseley	33-0	365	11.1	61-142	.430	17-45	.378	40-53	.755	11	24	35	1.1	29	0	46	43	0	20	179	5.4
22	Tierney Pfirman	32-0	447	14.0	76-146	.521	1-3	.333	11-18	.611	49	81	130	4.1	18	0	23	22	8	17	164	5.1
12	Kristen Confroy	33-1	439	13.3	48-126	.381	23-71	.324	17-19	.895	14	43	57	1.7	17	0	42	25	1	9	136	4.1
02	Kiara Leslie	32-0	329	10.3	49-116	.422	4-19	.211	21-33	.636	31	55	86	2.7	40	1	16	32	7	6	123	3.8
33	A'Lexus Harrison	33-0	314	9.5	30-57	.526	0-0	.000	10-16	.625	40	57	97	2.9	51	1	14	23	6	19	70	2.1
15	Chloe Pavlech	21-0	175	8.3	12-33	.364	9-25	.360	7-9	.778	0	7	7	0.3	12	0	19	7	0	7	40	1.9
00	Aja Ellison	17-0	68	4.0	7-16	.438	0-0	.000	1-7	.143	9	7	16	0.9	19	0	1	6	3	2	15	0.9
Team											56	82	138				6					
Total.....		34	6800		1011-2128	.475	177-516	.343	528-700	.754	532	927	1459	42.9	517	8	568	525	114	295	2727	80.2
Opponents.....		34	6800		791-2030	.390	156-554	.282	338-481	.703	386	685	1071	31.5	616	-	400	573	116	227	2076	61.1

TEAM STATISTICS	UMD	OPP
SCORING	2727	2076
Points per game	80.2	61.1
Scoring margin	+19.1	-
FIELD GOALS-ATT	1011-2128	791-2030
Field goal pct	.475	.390
3 POINT FG-ATT	177-516	156-554
3-point FG pct	.343	.282
3-pt FG made per game	5.2	4.6
FREE THROWS-ATT	528-700	338-481
Free throw pct	.754	.703
F-Throws made per game	15.5	9.9
REBOUNDS	1459	1071
Rebounds per game	42.9	31.5
Rebounding margin	+11.4	-
ASSISTS	568	400
Assists per game	16.7	11.8
TURNOVERS	525	573
Turnovers per game	15.4	16.9
Turnover margin	+1.4	-
Assist/turnover ratio	1.1	0.7
STEALS	295	227
Steals per game	8.7	6.7
BLOCKS	114	116
Blocks per game	3.4	3.4
ATTENDANCE	89016	61308
Home games-Avg/Game	17-5236	12-3829
Neutral site-Avg/Game	-	5-3073

Score by Periods	1st	2nd	Totals
Maryland	1362	1365	2727
Opponents	982	1094	2076

Date	Opponent		Score	Att.
11/14/14	MOUNT ST. MARY'S	w	109-45	4177
11/16/14	WAGNER	w	97-24	3353
11/19/14	SOUTH FLORIDA	w	85-67	3165
11/22/14	at George Washington	w	75-65	1395
11/24/14	LOYOLA	w	65-43	2194
11/28/14	vs James Madison	w	80-64	145
11/29/14	vs Washington State	L	64-70	154
12/03/14	at Notre Dame	L	72-92	9189
12/07/14	TOWSON	w	81-52	3887
12/12/14	AMERICAN	w	94-50	3498
12/21/14	at Coppin State	w	110-51	1102
* 12/29/14	OHIO STATE	w	87-78	5671
* 01/03/15	at Nebraska	w	75-47	7505
* 01/08/15	PURDUE	w	88-64	4272
* 01/11/15	at Minnesota	w	77-73	5468
* 01/15/15	at Rutgers	w	71-59	2116
* 01/18/15	ILLINOIS	w	74-54	6191
* 01/22/15	MICHIGAN STATE	w	85-56	5012
* 01/25/15	at Indiana	w	84-74	3670
* 01/29/15	at Michigan	w	91-65	1358
* 02/01/15	IOWA	w	93-88	5373
* 02/05/15	at Penn State	w	77-62	3809
* 02/08/15	NEBRASKA	w	59-47	10937
* 02/10/15	RUTGERS	w	80-69	3636
* 02/16/15	at Michigan State	w	75-69	5562
* 02/19/15	at Wisconsin	w	81-70	3026
* 02/23/15	PENN STATE	w	65-34	6307
* 02/26/15	INDIANA	w	83-72	5601
* 03/01/15	at Northwestern	w	69-48	1743
03/06/15	vs Michigan State	w	70-60	5293
03/07/15	vs Northwestern	w	74-63	5642
03/08/15	vs Ohio State	w	77-74	4131
03/21/15	NEW MEXICO STATE	w	75-57	7948
03/23/15	PRINCETON	w	85-70	7794

\* = Conference game

# 2014-15 Maryland Women's Basketball

## 2014-15 Maryland Women's Basketball Maryland Season Box Score (as of Mar 23, 2015) All games

RECORD:	OVERALL	HOME	AWAY	NEUTRAL
ALL GAMES	32-2	17-0	11-1	4-1
CONFERENCE	18-0	9-0	9-0	0-0
NON-CONFERENCE	14-2	8-0	2-1	4-1

##	Player	gp-gs	min	avg	Total		3-Point		F-Throw		Rebounds				pf	dq	a	to	blk	stl	pts	avg
					fg-fga	fg%	3fg-fga	3fg%	ft-fa	ft%	off	def	tot	avg								
01	Laurin Mincy	34-34	1020	30.0	150-333	.450	43-111	.387	128-149	.859	47	91	138	4.1	61	0	111	80	6	28	471	13.9
	Conference-Only...	18-18	563	31.3	75-185	.405	22-63	.349	72-82	.878	27	57	84	4.7	34	0	61	46	5	13	244	13.6
04	Lexie Brown	33-33	1044	31.6	149-356	.419	64-185	.346	90-108	.833	13	93	106	3.2	50	0	155	91	0	77	452	13.7
	Conference-Only...	18-18	621	34.5	79-192	.411	32-104	.308	59-70	.843	7	56	63	3.5	26	0	101	46	0	44	249	13.8
32	S. Walker-Kimbrough	34-34	996	29.3	178-347	.513	15-47	.319	79-99	.798	50	132	182	5.4	56	3	77	75	18	54	450	13.2
	Conference-Only...	18-18	594	33.0	113-211	.536	8-29	.276	35-49	.714	30	66	96	5.3	34	2	49	37	8	31	269	14.9
42	Brionna Jones	34-34	810	23.8	168-281	.598	0-1	.000	84-134	.627	146	159	305	9.0	94	2	25	65	45	34	420	12.4
	Conference-Only...	18-18	467	25.9	100-167	.599	0-1	.000	44-75	.587	87	104	191	10.6	52	1	18	38	33	16	244	13.6
05	Malina Howard	34-34	793	23.3	83-175	.474	1-9	.111	40-55	.727	66	96	162	4.8	70	1	39	50	20	22	207	6.1
	Conference-Only...	18-18	424	23.6	45-95	.474	0-2	.000	22-31	.710	33	48	81	4.5	37	0	19	24	9	8	112	6.2
03	Brene Moseley	33-0	365	11.1	61-142	.430	17-45	.378	40-53	.755	11	24	35	1.1	29	0	46	43	0	20	179	5.4
	Conference-Only...	17-0	157	9.2	26-63	.413	9-19	.474	17-26	.654	5	5	10	0.6	11	0	17	17	0	7	78	4.6
22	Tierney Pfirman	32-0	447	14.0	76-146	.521	1-3	.333	11-18	.611	49	81	130	4.1	18	0	23	22	8	17	164	5.1
	Conference-Only...	16-0	234	14.6	36-75	.480	0-2	.000	8-14	.571	31	50	81	5.1	8	0	13	15	3	7	80	5.0
12	Kristen Confroy	33-1	439	13.3	48-126	.381	23-71	.324	17-19	.895	14	43	57	1.7	17	0	42	25	1	9	136	4.1
	Conference-Only...	17-0	175	10.3	17-51	.333	10-28	.357	3-4	.750	6	18	24	1.4	10	0	19	12	0	4	47	2.8
02	Kiara Leslie	32-0	329	10.3	49-116	.422	4-19	.211	21-33	.636	31	55	86	2.7	40	1	16	32	7	6	123	3.8
	Conference-Only...	17-0	131	7.7	17-51	.333	0-3	.000	11-16	.688	12	20	32	1.9	19	1	3	13	2	2	45	2.6
33	A'Lexus Harrison	33-0	314	9.5	30-57	.526	0-0	.000	10-16	.625	40	57	97	2.9	51	1	14	23	6	19	70	2.1
	Conference-Only...	18-0	159	8.8	13-24	.542	0-0	.000	5-7	.714	24	24	48	2.7	26	1	8	10	1	6	31	1.7
15	Chloe Pavlech	21-0	175	8.3	12-33	.364	9-25	.360	7-9	.778	0	7	7	0.3	12	0	19	7	0	7	40	1.9
	Conference-Only...	11-0	52	4.7	5-12	.417	4-10	.400	1-2	.500	0	3	3	0.3	3	0	4	4	0	1	15	1.4
00	Aja Ellison	17-0	68	4.0	7-16	.438	0-0	.000	1-7	.143	9	7	16	0.9	19	0	1	6	3	2	15	0.9
	Conference-Only...	11-0	23	2.1	0-3	.000	0-0	.000	0-2	.000	5	1	6	0.5	3	0	1	4	0	0	0	0.0
Team											56	82	138				6					
Team											25	40	65				1					
Total.....		34	6800		1011-2128	.475	177-516	.343	528-700	.754	532	927	1459	42.9	517	8	568	525	114	295	2727	80.2
Conference-Only...		18	3600		526-1129	.466	85-261	.326	277-378	.733	292	492	784	43.6	263	5	313	267	61	139	1414	78.6
Opponents.....		34	6800		791-2030	.390	156-554	.282	338-481	.703	386	685	1071	31.5	616	-	400	573	116	227	2076	61.1
Conference-Only...		18	3600		439-1113	.394	81-302	.268	170-237	.717	219	363	582	32.3	325	5	223	280	72	117	1129	62.7

Score by Periods	1st	2nd	Totals
Maryland	1362	1365	2727
Opponents	982	1094	2076



# 2014-15 Maryland Women's Basketball

## 2014-15 Maryland Women's Basketball Maryland Combined Team Statistics (as of Mar 23, 2015) NCAA Tournament

RECORD:	OVERALL	HOME	AWAY	NEUTRAL
ALL GAMES	2-0	2-0	0-0	0-0
CONFERENCE	0-0	0-0	0-0	0-0
NON-CONFERENCE	2-0	2-0	0-0	0-0

#	Player	gp-gs	min	avg	Total		3-Point		F-Throw		Rebounds				pf	dq	a	to	blk	stl	pts	avg
					fg-fga	fg%	3fg-fga	3fg%	ft-fga	ft%	off	def	tot	avg								
01	Laurin Mincy	2-2	66	33.0	15-20	.750	8-10	.800	8-10	.800	1	6	7	3.5	0	0	9	6	0	0	46	23.0
42	Brionna Jones	2-2	57	28.5	10-16	.625	0-0	.000	12-16	.750	12	10	22	11.0	5	0	1	2	2	2	32	16.0
04	Lexie Brown	2-2	66	33.0	10-23	.435	6-16	.375	2-2	1.000	2	9	11	5.5	4	0	9	12	0	2	28	14.0
32	S. Walker-Kimbrough	2-2	63	31.5	8-20	.400	2-4	.500	2-2	1.000	1	8	9	4.5	4	0	0	6	2	2	20	10.0
22	Tierney Pfirman	2-0	26	13.0	6-10	.600	1-1	1.000	0-0	.000	2	5	7	3.5	1	0	0	0	0	1	13	6.5
02	Kiara Leslie	2-0	17	8.5	3-4	.750	0-1	.000	0-0	.000	1	2	3	1.5	1	0	1	2	1	0	6	3.0
03	Brene Moseley	2-0	22	11.0	2-9	.222	0-4	.000	2-3	.667	1	3	4	2.0	1	0	5	2	0	1	6	3.0
12	Kristen Confroy	2-0	30	15.0	1-4	.250	0-1	.000	3-3	1.000	1	3	4	2.0	0	0	4	1	0	1	5	2.5
05	Malina Howard	2-2	47	23.5	2-5	.400	0-0	.000	0-0	.000	1	6	7	3.5	1	0	1	1	0	0	4	2.0
33	A'Lexus Harrison	2-0	3	1.5	0-0	.000	0-0	.000	0-0	.000	0	0	0	0.0	1	0	0	0	0	0	0	0.0
15	Chloe Pavlech	1-0	3	3.0	0-0	.000	0-0	.000	0-0	.000	0	0	0	0.0	0	0	0	0	0	0	0	0.0
Team											2	4	6									
Total.....		2	400		57-111	.514	17-37	.459	29-36	.806	24	56	80	40.0	18	0	30	32	5	9	160	80.0
Opponents.....		2	400		51-121	.421	9-38	.237	16-19	.842	15	34	49	24.5	31	-	20	20	6	22	127	63.5

TEAM STATISTICS	UMD	OPP	Date	Opponent	Score	Att.
SCORING	160	127	03/21/15	NEW MEXICO STATE	w 75-57	7948
Points per game	80.0	63.5	03/23/15	PRINCETON	w 85-70	7794
Scoring margin	+16.5	-	* = Conference game			
FIELD GOALS-ATT	57-111	51-121				
Field goal pct	.514	.421				
3 POINT FG-ATT	17-37	9-38				
3-point FG pct	.459	.237				
3-pt FG made per game	8.5	4.5				
FREE THROWS-ATT	29-36	16-19				
Free throw pct	.806	.842				
F-Throws made per game	14.5	8.0				
REBOUNDS	80	49				
Rebounds per game	40.0	24.5				
Rebounding margin	+15.5	-				
ASSISTS	30	20				
Assists per game	15.0	10.0				
TURNOVERS	32	20				
Turnovers per game	16.0	10.0				
Turnover margin	-6.0	-				
Assist/turnover ratio	0.9	1.0				
STEALS	9	22				
Steals per game	4.5	11.0				
BLOCKS	5	6				
Blocks per game	2.5	3.0				
ATTENDANCE	15742	0				
Home games-Avg/Game	2-7871	0-0				
Neutral site-Avg/Game	-	0-0				

Score by Periods	1st	2nd	Totals
Maryland	84	76	160
Opponents	70	57	127

# 2014-15 Maryland Women's Basketball

## 2014-15 Maryland Women's Basketball Maryland Team Game-by-Game (as of Mar 24, 2015) All games

### TEAM STATISTICS

Opponent	Date	Score		Total		3-Pointers		Free throws		Rebounds				pf	a	t/o	blk	stl	pts	avg
				fg-fga	pct	3fg-fga	pct	ft-fa	pct	off	def	tot	avg							
MOUNT ST. MARY'S	11/14/14	109-45	W	40-69	.580	7-21	.333	22-26	.846	14	31	45	45.0	19	26	17	9	17	109	109.0
WAGNER	11/16/14	97-24	W	40-80	.500	5-18	.278	12-14	.857	22	31	53	49.0	11	24	9	4	24	97	103.0
SOUTH FLORIDA	11/19/14	85-67	W	30-60	.500	5-12	.417	20-23	.870	13	27	40	46.0	22	13	14	3	7	85	97.0
at George Washington	11/22/14	75-65	W	28-54	.519	3-11	.273	16-28	.571	9	27	36	43.5	15	12	20	1	12	75	91.5
LOYOLA	11/24/14	65-43	W	28-63	.444	5-17	.294	4-5	.800	15	27	42	43.2	11	19	20	6	11	65	86.2
vs James Madison	11/28/14	80-64	W	27-51	.529	5-14	.357	21-27	.778	12	28	40	42.7	11	10	22	6	8	80	85.2
vs Washington State	11/29/14	64-70	L	24-55	.436	4-15	.267	12-16	.750	12	26	38	42.0	26	11	24	4	5	64	82.1
at Notre Dame	12/03/14	72-92	L	25-61	.410	6-14	.429	16-18	.889	15	13	28	40.2	23	7	17	1	11	72	80.9
TOWSON	12/07/14	81-52	W	34-69	.493	5-16	.313	8-11	.727	19	29	48	41.1	8	23	16	3	6	81	80.9
AMERICAN	12/12/14	94-50	W	32-61	.525	7-15	.467	23-28	.821	16	33	49	41.9	19	17	17	3	9	94	82.2
at Coppin State	12/21/14	110-51	W	43-74	.581	6-16	.375	18-26	.692	16	28	44	42.1	20	23	13	1	14	110	84.7
OHIO STATE	12/29/14	87-78	W	35-77	.455	3-15	.200	14-21	.667	23	36	59	43.5	14	22	18	6	5	87	84.9
at Nebraska	01/03/15	75-47	W	30-58	.517	4-14	.286	11-14	.786	14	31	45	43.6	14	14	15	5	4	75	84.2
PURDUE	01/08/15	88-64	W	36-77	.468	5-14	.357	11-18	.611	23	26	49	44.0	16	19	9	2	8	88	84.4
at Minnesota	01/11/15	77-73	W	29-73	.397	7-21	.333	12-13	.923	19	23	42	43.9	12	21	12	4	9	77	83.9
at Rutgers	01/15/15	71-59	W	25-61	.410	4-12	.333	17-22	.773	16	23	39	43.6	18	13	14	2	8	71	83.1
ILLINOIS	01/18/15	74-54	W	28-66	.424	3-16	.188	15-20	.750	22	26	48	43.8	11	21	22	8	16	74	82.6
MICHIGAN STATE	01/22/15	85-56	W	33-66	.500	6-15	.400	13-19	.684	16	25	41	43.7	19	21	9	0	9	85	82.7
at Indiana	01/25/15	84-74	W	29-53	.547	3-10	.300	23-32	.719	9	31	40	43.5	19	14	18	4	5	84	82.8
at Michigan	01/29/15	91-65	W	35-67	.522	5-9	.556	16-21	.762	17	32	49	43.8	13	19	14	4	6	91	83.2
IOWA	02/01/15	93-88	W	30-65	.462	5-18	.278	28-35	.800	18	23	41	43.6	20	18	12	2	7	93	83.7
at Penn State	02/05/15	77-62	W	31-61	.508	4-14	.286	11-15	.733	14	25	39	43.4	13	22	18	2	10	77	83.4
NEBRASKA	02/08/15	59-47	W	23-57	.404	4-13	.308	9-10	.900	14	27	41	43.3	13	13	16	3	6	59	82.3
RUTGERS	02/10/15	80-69	W	30-59	.508	5-11	.455	15-18	.833	16	17	33	42.9	12	18	19	2	7	80	82.2
at Michigan State	02/16/15	75-69	W	26-56	.464	6-21	.286	17-25	.680	18	28	46	43.0	17	17	18	6	5	75	81.9
at Wisconsin	02/19/15	81-70	W	29-59	.492	3-9	.333	20-26	.769	13	24	37	42.8	14	14	10	2	9	81	81.9
PENN STATE	02/23/15	65-34	W	25-60	.417	5-17	.294	10-20	.500	17	34	51	43.1	13	17	20	3	14	65	81.3
INDIANA	02/26/15	83-72	W	27-60	.450	5-13	.385	24-30	.800	8	28	36	42.8	14	14	10	2	8	83	81.3
at Northwestern	03/01/15	69-48	W	25-54	.463	8-19	.421	11-19	.579	15	33	48	43.0	11	16	13	4	3	69	80.9
vs Michigan State	03/06/15	70-60	W	25-51	.490	1-9	.111	19-24	.792	10	27	37	42.8	19	11	14	2	10	70	80.5
vs Northwestern	03/07/15	74-63	W	24-69	.348	7-23	.304	19-25	.760	21	25	46	42.9	14	12	8	1	10	74	80.3
vs Ohio State	03/08/15	77-74	W	28-71	.394	9-17	.529	12-15	.800	22	27	49	43.1	18	17	15	4	3	77	80.2
NEW MEXICO STATE	03/21/15	75-57	W	26-53	.491	5-17	.294	18-21	.857	13	32	45	43.2	7	16	20	3	7	75	80.1
PRINCETON	03/23/15	85-70	W	31-58	.534	12-20	.600	11-15	.733	11	24	35	42.9	11	14	12	2	2	85	80.2
Maryland		2727		1011-2128	.475	177-516	.343	528-700	.754	532	927	1459	42.9	517	568	525	114	295	2727	80.2
Opponents		2076		791-2030	.390	156-554	.282	338-481	.703	386	685	1071	31.5	616	400	573	116	227	2076	61.1

Games played: 34  
Points/game: 80.2  
FG Pct: 47.5  
3FG Pct: 34.3  
FT Pct: 75.4

Rebounds/game: 42.9  
Assists/game: 16.7  
Turnovers/game: 15.4  
Assist/turnover ratio: 1.1  
Steals/game: 8.7  
Blocks/game: 3.4

# 2014-15 Maryland Women's Basketball

## 2014-15 Maryland Women's Basketball Maryland Team Game-by-Game Comparison (as of Mar 24, 2015) All games

Opponent	1st	2nd	Score	Mar	Total FG	FG Pct	3-Pointers	3FG Pct	Free Throws	FT Pct	Rebounds	Assist	T/Over	Block	Steal	Fouls
MOUNT ST. MARY'S	57/25	52/20	109-45	+64	40-69/15-51	.580/.294	7-21/5-14	.333/.357	22-26/10-20	.846/.500	45/30 +15	26/7	17/29	9/2	17/7	19/20
WAGNER	49/7	48/17	97-24	+73	40-80/10-51	.500/.196	5-18/2-13	.278/.154	12-14/2-6	.857/.333	53/31 +22	24/3	9/33	4/2	24/5	11/14
SOUTH FLORIDA	50/33	35/34	85-67	+18	30-60/25-64	.500/.391	5-12/6-18	.417/.333	20-23/11-16	.870/.688	40/33 +7	13/8	14/13	3/1	7/3	22/21
George Washington	29/30	46/35	75-65	+10	28-54/29-67	.519/.433	3-11/3-9	.273/.333	16-28/4-9	.571/.444	36/39 (3)	12/16	20/22	1/3	12/8	15/22
LOYOLA	38/26	27/17	65-43	+22	28-63/16-55	.444/.291	5-17/6-15	.294/.400	4-5/5-6	.800/.833	42/33 +9	19/9	20/20	6/2	11/10	11/13
James Madison	40/27	40/37	80-64	+16	27-51/24-64	.529/.375	5-14/7-19	.357/.368	21-27/9-11	.778/.818	40/28 +12	10/14	22/18	6/3	8/5	11/21
Washington State	27/31	37/39	64-70	(6)	24-55/23-49	.436/.469	4-15/4-14	.267/.286	12-16/20-28	.750/.714	38/27 +11	11/11	24/17	4/3	5/11	26/22
Notre Dame	27/47	45/45	72-92	(20)	25-61/29-50	.410/.580	6-14/6-16	.429/.375	16-18/28-34	.889/.824	28/34 (6)	7/19	17/17	1/3	11/9	23/17
TOWSON	40/20	41/32	81-52	+29	34-69/22-66	.493/.333	5-16/3-18	.313/.167	8-11/5-7	.727/.714	48/32 +16	23/11	16/15	3/2	6/7	8/15
AMERICAN	48/19	46/31	94-50	+44	32-61/17-58	.525/.293	7-15/6-19	.467/.316	23-28/10-17	.821/.588	49/28 +21	17/7	17/18	3/1	9/8	19/19
Coppin State	59/25	51/26	110-51	+59	43-74/20-51	.581/.392	6-16/2-3	.375/.667	18-26/9-20	.692/.450	44/28 +16	23/8	13/29	1/0	14/1	20/21
OHIO STATE	43/40	44/38	87-78	+9	35-77/30-80	.455/.375	3-15/10-28	.200/.357	16-21/8-12	.667/.667	59/37 +22	22/12	18/11	6/5	5/8	14/16
Nebraska	27/27	48/20	75-47	+28	30-58/18-64	.517/.281	4-14/3-12	.286/.250	11-14/8-8	.786/1000	45/31 +14	14/8	15/12	5/1	4/5	14/12
PURDUE	45/26	43/38	88-64	+24	36-77/25-56	.468/.446	5-14/3-14	.357/.214	11-18/11-14	.611/.786	49/28 +21	19/9	9/15	2/3	8/7	16/18
Minnesota	39/34	38/39	77-73	+4	29-73/32-61	.397/.525	7-21/4-13	.333/.308	12-13/5-6	.923/.833	42/32 +10	21/22	12/15	4/6	9/4	12/14
Rutgers	40/36	31/23	71-59	+12	25-61/23-55	.410/.418	4-12/0-2	.333/.000	17-22/13-19	.773/.684	39/36 +3	13/13	14/19	2/9	8/8	18/18
ILLINOIS	36/26	38/28	74-54	+20	28-66/22-57	.424/.386	3-16/6-24	.188/.250	15-20/4-7	.750/.571	48/28 +20	21/12	22/27	8/9	16/13	11/20
MICHIGAN STATE	37/26	48/30	85-56	+29	33-66/18-57	.500/.316	6-15/3-24	.400/.125	13-19/17-22	.684/.773	41/39 +2	21/10	9/15	0/0	9/4	19/15
Indiana	47/29	37/45	84-74	+10	29-53/26-63	.547/.413	3-10/2-18	.300/.111	23-32/20-24	.719/.833	40/27 +13	14/18	18/13	4/3	5/8	19/24
Michigan	48/36	43/29	91-65	+26	35-67/28-66	.522/.424	5-9/5-15	.556/.333	16-21/4-7	.762/.571	49/25 +24	19/14	14/12	4/2	6/7	13/21
IOWA	44/45	49/43	93-88	+5	30-65/31-59	.462/.525	5-18/8-15	.278/.533	28-35/18-22	.800/.818	41/29 +12	18/15	12/13	2/1	7/6	20/26
Penn State	41/24	36/38	77-62	+15	31-61/27-68	.508/.397	4-14/1-8	.286/.125	11-15/7-10	.733/.700	39/34 +5	22/12	18/17	2/6	10/6	13/15
NEBRASKA	29/24	30/23	59-47	+12	23-57/20-62	.404/.323	4-13/6-28	.308/.214	9-10/1-1	.900/1000	41/36 +5	13/11	16/17	3/2	6/6	13/12
RUTGERS	37/29	43/40	80-69	+11	30-59/27-65	.508/.415	5-11/2-6	.455/.333	15-18/13-13	.833/1000	33/36 (3)	18/14	19/19	2/4	7/5	12/18
Michigan State	33/26	42/43	75-69	+6	26-56/27-68	.464/.397	6-21/8-22	.286/.364	17-25/7-18	.680/.389	46/32 +14	17/15	18/13	6/3	5/5	17/20
Wisconsin	43/30	38/40	81-70	+11	29-59/28-62	.492/.452	3-9/7-22	.333/.318	20-26/7-10	.769/.700	37/34 +3	14/11	10/15	2/5	9/4	14/18
PENN STATE	35/14	30/20	65-34	+31	25-60/15-50	.417/.300	5-17/0-5	.294/.000	10-20/4-12	.500/.333	51/27 +24	17/9	20/22	3/7	14/10	13/20
INDIANA	47/35	36/37	83-72	+11	27-60/24-58	.450/.414	5-13/9-29	.385/.310	24-30/15-19	.800/.789	36/37 (1)	14/5	10/16	2/3	8/4	14/21
Northwestern	32/26	37/22	69-48	+21	25-54/18-62	.463/.290	8-19/4-17	.421/.235	11-19/8-13	.579/.615	48/34 +14	16/13	13/9	4/3	3/7	11/17
Michigan State	33/24	37/36	70-60	+10	25-51/18-56	.490/.321	1-9/5-24	.111/.208	19-24/19-24	.792/.792	37/33 +4	11/10	14/16	2/3	10/6	19/19
Northwestern	36/31	38/32	74-63	+11	24-69/26-57	.348/.456	7-23/4-14	.304/.286	19-25/7-9	.760/.778	46/36 +10	12/18	8/18	1/6	10/3	14/21
Ohio State	42/34	35/40	77-74	+3	28-71/27-57	.394/.474	9-17/7-18	.529/.389	12-15/13-18	.800/.722	49/28 +21	17/16	15/8	4/7	3/5	18/15
NEW MEXICO STATE	42/32	33/25	75-57	+18	26-53/22-58	.491/.379	5-17/5-21	.294/.238	18-21/8-9	.857/.889	45/20 +25	16/9	20/11	3/4	7/13	7/18
PRINCETON	42/38	43/32	85-70	+15	31-58/29-63	.534/.460	12-20/4-17	.600/.235	11-15/8-10	.733/.800	35/29 +6	14/11	12/9	2/2	2/9	11/13

Note: Game totals are displayed in the format TEAM/OPPONENT for each category



# 2014-15 Maryland Women's Basketball

## 2014-15 Maryland Women's Basketball Maryland Game-by-Game Highs (as of Mar 24, 2015) All games

Opponent	Date	Score	Points	Rebounds	Assists	Steals	Blocked shots
MOUNT ST. MARY'S	11/14/14	109-45	16-Kiara Leslie Tierney Pfirman	11-Tierney Pfirman	7-Kristen Confroy	3-Brene Moseley Brionna Jones Lexie Brown	4-Brionna Jones
WAGNER	11/16/14	97-24	13-Lexie Brown	10-Brionna Jones Kiara Leslie	7-Brene Moseley	4-Malina Howard	1-Tierney Pfirman Malina Howard Aja Ellison Kiara Leslie
SOUTH FLORIDA	11/19/14	85-67	25-S. Walker-Kimbrou	11-Malina Howard	5-Laurin Mincy	3-S. Walker-Kimbrou	2-Malina Howard
at George Washington	11/22/14	75-65	23-Laurin Mincy	8-S. Walker-Kimbrou	3-Lexie Brown	5-Lexie Brown	1-S. Walker-Kimbrou
LOYOLA	11/24/14	65-43	13-Laurin Mincy	7-Brionna Jones	4-A'Lexus Harrison	3-S. Walker-Kimbrou	2-Malina Howard Kiara Leslie
vs James Madison	11/28/14	80-64	23-Laurin Mincy	7-S. Walker-Kimbrou Brionna Jones	5-Laurin Mincy	2-Malina Howard Lexie Brown	3-Brionna Jones
vs Washington State	11/29/14	64-70	23-Brionna Jones	6-A'Lexus Harrison Lexie Brown	5-Laurin Mincy	2-Brionna Jones	2-S. Walker-Kimbrou A'Lexus Harrison
at Notre Dame	12/03/14	72-92	20-Laurin Mincy Lexie Brown	5-Brionna Jones Kiara Leslie	3-Laurin Mincy	4-Laurin Mincy	1-Kristen Confroy
TOWSON	12/07/14	81-52	17-Brionna Jones	8-Brionna Jones	4-Chloe Pavlech	3-S. Walker-Kimbrou	2-Tierney Pfirman
AMERICAN	12/12/14	94-50	23-S. Walker-Kimbrou	10-S. Walker-Kimbrou	8-Lexie Brown	2-Malina Howard A'Lexus Harrison	1-A'Lexus Harrison Malina Howard S. Walker-Kimbrou
at Coppin State	12/21/14	110-51	18-Brene Moseley	8-A'Lexus Harrison	8-Brene Moseley	4-A'Lexus Harrison	1-Malina Howard
OHIO STATE	12/29/14	87-78	23-Brionna Jones	14-Brionna Jones	7-Lexie Brown	2-Lexie Brown	4-Brionna Jones
at Nebraska	01/03/15	75-47	24-S. Walker-Kimbrou	9-Malina Howard S. Walker-Kimbrou	6-Lexie Brown	2-S. Walker-Kimbrou Lexie Brown	2-Malina Howard S. Walker-Kimbrou
PURDUE	01/08/15	88-64	18-S. Walker-Kimbrou	17-Brionna Jones	6-Tierney Pfirman	3-S. Walker-Kimbrou	1-Laurin Mincy S. Walker-Kimbrou
at Minnesota	01/11/15	77-73	20-Lexie Brown	9-Malina Howard	7-Lexie Brown	4-Lexie Brown	2-Brionna Jones
at Rutgers	01/15/15	71-59	24-Laurin Mincy	14-Brionna Jones	6-Laurin Mincy	3-Lexie Brown	2-Brionna Jones
ILLINOIS	01/18/15	74-54	24-Brionna Jones	14-Brionna Jones	8-Lexie Brown	7-Lexie Brown	6-Brionna Jones
MICHIGAN STATE	01/22/15	85-56	17-Laurin Mincy	6-S. Walker-Kimbrou Brionna Jones	7-Lexie Brown	2-Malina Howard Brionna Jones Lexie Brown	None
at Indiana	01/25/15	84-74	21-Lexie Brown	14-Brionna Jones	4-Laurin Mincy Kristen Confroy	4-S. Walker-Kimbrou	3-Brionna Jones
at Michigan	01/29/15	91-65	24-Laurin Mincy	13-Brionna Jones	8-Lexie Brown	2-Lexie Brown Brene Moseley	2-Brionna Jones
IOWA	02/01/15	93-88	26-Lexie Brown	15-Brionna Jones	7-Lexie Brown	2-Lexie Brown Brionna Jones	1-Kiara Leslie Malina Howard
at Penn State	02/05/15	77-62	21-S. Walker-Kimbrou	11-Brionna Jones	10-Lexie Brown	5-Lexie Brown	1-Brionna Jones Laurin Mincy
NEBRASKA	02/08/15	59-47	14-Lexie Brown	9-Brionna Jones	4-Lexie Brown	1-Brionna Jones Lexie Brown Laurin Mincy A'Lexus Harrison Kiara Leslie Malina Howard	3-Brionna Jones
RUTGERS	02/10/15	80-69	19-Lexie Brown	12-A'Lexus Harrison	4-Laurin Mincy S. Walker-Kimbrou	4-S. Walker-Kimbrou	1-A'Lexus Harrison Malina Howard
at Michigan State	02/16/15	75-69	17-Brionna Jones	11-Brionna Jones	8-Lexie Brown	3-S. Walker-Kimbrou	3-Brionna Jones
at Wisconsin	02/19/15	81-70	20-Brionna Jones	15-Brionna Jones	7-Lexie Brown	3-Tierney Pfirman	1-Brionna Jones Tierney Pfirman
PENN STATE	02/23/15	65-34	17-Brionna Jones	9-Tierney Pfirman	4-Lexie Brown	7-Lexie Brown	1-Malina Howard

## 2014-15 Maryland Women's Basketball

2014-15 Maryland Women's Basketball  
Maryland Game-by-Game Highs (as of Mar 24, 2015)  
All games

Opponent	Date	Score	Points	Rebounds	Assists	Steals	Blocked shots
INDIANA	02/26/15	83-72	28-Laurin Mincy	6-Malina Howard Brionna Jones	7-Lexie Brown	3-S. Walker-Kimbrou	Brionna Jones Kiara Leslie
at Northwestern	03/01/15	69-48	18-Brene Moseley	13-Brionna Jones	9-S. Walker-Kimbrou	1-Lexie Brown Brionna Jones S. Walker-Kimbrou	1-Brionna Jones Tierney Pfirmman 3-Brionna Jones
vs Michigan State	03/06/15	70-60	27-Lexie Brown	7-Brionna Jones	5-S. Walker-Kimbrou	7-Lexie Brown	1-Tierney Pfirmman S. Walker-Kimbrou
vs Northwestern	03/07/15	74-63	17-Lexie Brown	9-Brionna Jones	5-Laurin Mincy	3-Lexie Brown	1-Tierney Pfirmman
vs Ohio State	03/08/15	77-74	19-Lexie Brown	12-Malina Howard	6-Lexie Brown	1-Kiara Leslie S. Walker-Kimbrou Tierney Pfirmman	2-Malina Howard
NEW MEXICO STATE	03/21/15	75-57	22-Brionna Jones	12-Brionna Jones	5-Lexie Brown	2-Brionna Jones Lexie Brown	1-S. Walker-Kimbrou Kiara Leslie Brionna Jones
PRINCETON	03/23/15	85-70	27-Laurin Mincy	10-Brionna Jones	7-Laurin Mincy	1-Tierney Pfirmman S. Walker-Kimbrou	1-S. Walker-Kimbrou Brionna Jones

## 2014-15 Maryland Women's Basketball

### 2014-15 Maryland Women's Basketball Maryland Team High/Low Analysis (as of Mar 24, 2015) All games

#### Maryland - TEAM GAME HIGHS

POINTS	110	at Coppin State (12/21/14)
	109	MOUNT ST. MARY'S (11/14/14)
	97	WAGNER (11/16/14)
	94	AMERICAN (12/12/14)
	93	IOWA (02/01/15)
FIELD GOALS MADE	43	at Coppin State (12/21/14)
	40	WAGNER (11/16/14)
	40	MOUNT ST. MARY'S (11/14/14)
FIELD GOAL ATTEMPTS	80	WAGNER (11/16/14)
	77	PURDUE (01/08/15)
	77	OHIO STATE (12/29/14)
FIELD GOAL PERCENTAGE	.581 (43-74)	at Coppin State (12/21/14)
	.580 (40-69)	MOUNT ST. MARY'S (11/14/14)
3 PT FIELD GOALS MADE	12	PRINCETON (03/23/15)
	9	vs Ohio State (03/08/15)
3 PT FG ATTEMPTS	23	vs Northwestern (03/07/15)
	21	at Michigan State (02/16/15)
	21	at Minnesota (01/11/15)
	21	MOUNT ST. MARY'S (11/14/14)
3 PT FG PERCENTAGE	.600 (12-20)	PRINCETON (03/23/15)
	.556 (5-9)	at Michigan (01/29/15)
FREE THROWS MADE	28	IOWA (02/01/15)
	24	INDIANA (02/26/15)
FREE THROW ATTEMPTS	35	IOWA (02/01/15)
	32	at Indiana (01/25/15)
FREE THROW PERCENTAGE	.923 (12-13)	at Minnesota (01/11/15)
	.900 (9-10)	NEBRASKA (02/08/15)
REBOUNDS	59	OHIO STATE (12/29/14)
	53	WAGNER (11/16/14)
ASSISTS	26	MOUNT ST. MARY'S (11/14/14)
	24	WAGNER (11/16/14)
STEALS	24	WAGNER (11/16/14)
	17	MOUNT ST. MARY'S (11/14/14)
BLOCKED SHOTS	9	MOUNT ST. MARY'S (11/14/14)
	8	ILLINOIS (01/18/15)
TURNOVERS	24	vs Washington State (11/29/14)
	22	ILLINOIS (01/18/15)
	22	vs James Madison (11/28/14)
FOULS	26	vs Washington State (11/29/14)
	23	at Notre Dame (12/03/14)



## 2014-15 Maryland Women's Basketball

### 2014-15 Maryland Women's Basketball Maryland High/Low Analysis (as of Mar 24, 2015) All games

#### Opponent - GAME HIGHS

POINTS	92	at Notre Dame (12/03/14)
	88	IOWA (02/01/15)
	78	OHIO STATE (12/29/14)
	74	vs Ohio State (03/08/15)
	74	at Indiana (01/25/15)
FIELD GOALS MADE	32	at Minnesota (01/11/15)
	31	IOWA (02/01/15)
FIELD GOAL ATTEMPTS	80	OHIO STATE (12/29/14)
	68	at Michigan State (02/16/15)
	68	at Penn State (02/05/15)
FIELD GOAL PERCENTAGE	.580 (29-50)	at Notre Dame (12/03/14)
	.525 (31-59)	IOWA (02/01/15)
3 PT FIELD GOALS MADE	10	OHIO STATE (12/29/14)
	9	INDIANA (02/26/15)
3 PT FG ATTEMPTS	29	INDIANA (02/26/15)
	28	NEBRASKA (02/08/15)
	28	OHIO STATE (12/29/14)
3 PT FG PERCENTAGE	.667 (2-3)	at Coppin State (12/21/14)
	.533 (8-15)	IOWA (02/01/15)
FREE THROWS MADE	28	at Notre Dame (12/03/14)
	20	at Indiana (01/25/15)
	20	vs Washington State (11/29/14)
FREE THROW ATTEMPTS	34	at Notre Dame (12/03/14)
	28	vs Washington State (11/29/14)
FREE THROW PERCENTAGE	1.000 (13-13)	RUTGERS (02/10/15)
	1.000 (8-8)	at Nebraska (01/03/15)
	1.000 (1-1)	NEBRASKA (02/08/15)
REBOUNDS	39	MICHIGAN STATE (01/22/15)
	39	at George Washington (11/22/14)
ASSISTS	22	at Minnesota (01/11/15)
	19	at Notre Dame (12/03/14)
STEALS	13	NEW MEXICO STATE (03/21/15)
	13	ILLINOIS (01/18/15)
BLOCKED SHOTS	9	ILLINOIS (01/18/15)
	9	at Rutgers (01/15/15)
TURNOVERS	33	WAGNER (11/16/14)
	29	at Coppin State (12/21/14)
	29	MOUNT ST. MARY'S (11/14/14)
FOULS	26	IOWA (02/01/15)
	24	at Indiana (01/25/15)

## 2014-15 Maryland Women's Basketball

### 2014-15 Maryland Women's Basketball Maryland High/Low Analysis (as of Mar 24, 2015) All games

#### Maryland - GAME LOWS

POINTS	59	NEBRASKA (02/08/15)
	64	vs Washington State (11/29/14)
	65	LOYOLA (11/24/14)
	65	PENN STATE (02/23/15)
	69	at Northwestern (03/01/15)
FIELD GOALS MADE	23	NEBRASKA (02/08/15)
	24	vs Washington State (11/29/14)
	24	vs Northwestern (03/07/15)
FIELD GOAL ATTEMPTS	51	vs James Madison (11/28/14)
	51	vs Michigan State (03/06/15)
FIELD GOAL PERCENTAGE	.348 (24-69)	vs Northwestern (03/07/15)
	.394 (28-71)	vs Ohio State (03/08/15)
3 PT FIELD GOALS MADE	1	vs Michigan State (03/06/15)
	3	at George Washington (11/22/14)
	3	OHIO STATE (12/29/14)
	3	ILLINOIS (01/18/15)
	3	at Indiana (01/25/15)
	3	at Wisconsin (02/19/15)
3 PT FG ATTEMPTS	9	at Michigan (01/29/15)
	9	at Wisconsin (02/19/15)
	9	vs Michigan State (03/06/15)
3 PT FG PERCENTAGE	.111 (1-9)	vs Michigan State (03/06/15)
	.188 (3-16)	ILLINOIS (01/18/15)
FREE THROWS MADE	4	LOYOLA (11/24/14)
	8	TOWSON (12/07/14)
FREE THROW ATTEMPTS	5	LOYOLA (11/24/14)
	10	NEBRASKA (02/08/15)
FREE THROW PERCENTAGE	.500 (10-20)	PENN STATE (02/23/15)
	.571 (16-28)	at George Washington (11/22/14)
REBOUNDS	28	at Notre Dame (12/03/14)
	33	RUTGERS (02/10/15)
ASSISTS	7	at Notre Dame (12/03/14)
	10	vs James Madison (11/28/14)
STEALS	2	PRINCETON (03/23/15)
	3	at Northwestern (03/01/15)
	3	vs Ohio State (03/08/15)
BLOCKED SHOTS	0	MICHIGAN STATE (01/22/15)
	1	at George Washington (11/22/14)
	1	at Notre Dame (12/03/14)
	1	at Coppin State (12/21/14)
	1	vs Northwestern (03/07/15)
TURNOVERS	8	vs Northwestern (03/07/15)
	9	WAGNER (11/16/14)
	9	PURDUE (01/08/15)
	9	MICHIGAN STATE (01/22/15)
FOULS	7	NEW MEXICO STATE (03/21/15)
	8	TOWSON (12/07/14)

## 2014-15 Maryland Women's Basketball

### 2014-15 Maryland Women's Basketball Maryland High/Low Analysis (as of Mar 24, 2015) All games

#### Opponent - GAME LOWS

POINTS	24	WAGNER (11/16/14)
	34	PENN STATE (02/23/15)
	43	LOYOLA (11/24/14)
	45	MOUNT ST. MARY'S (11/14/14)
	47	at Nebraska (01/03/15)
	47	NEBRASKA (02/08/15)
FIELD GOALS MADE	10	WAGNER (11/16/14)
	15	MOUNT ST. MARY'S (11/14/14)
	15	PENN STATE (02/23/15)
FIELD GOAL ATTEMPTS	49	vs Washington State (11/29/14)
	50	at Notre Dame (12/03/14)
	50	PENN STATE (02/23/15)
FIELD GOAL PERCENTAGE	.196 (10-51)	WAGNER (11/16/14)
	.281 (18-64)	at Nebraska (01/03/15)
3 PT FIELD GOALS MADE	0	at Rutgers (01/15/15)
	0	PENN STATE (02/23/15)
3 PT FG ATTEMPTS	2	at Rutgers (01/15/15)
	3	at Coppin State (12/21/14)
3 PT FG PERCENTAGE	.000 (0-2)	at Rutgers (01/15/15)
	.000 (0-5)	PENN STATE (02/23/15)
FREE THROWS MADE	1	NEBRASKA (02/08/15)
	2	WAGNER (11/16/14)
FREE THROW ATTEMPTS	1	NEBRASKA (02/08/15)
	6	WAGNER (11/16/14)
	6	LOYOLA (11/24/14)
	6	at Minnesota (01/11/15)
FREE THROW PERCENTAGE	.333 (2-6)	WAGNER (11/16/14)
	.333 (4-12)	PENN STATE (02/23/15)
REBOUNDS	20	NEW MEXICO STATE (03/21/15)
	25	at Michigan (01/29/15)
ASSISTS	3	WAGNER (11/16/14)
	5	INDIANA (02/26/15)
STEALS	1	at Coppin State (12/21/14)
	3	SOUTH FLORIDA (11/19/14)
	3	vs Northwestern (03/07/15)
BLOCKED SHOTS	0	at Coppin State (12/21/14)
	0	MICHIGAN STATE (01/22/15)
TURNOVERS	8	vs Ohio State (03/08/15)
	9	at Northwestern (03/01/15)
	9	PRINCETON (03/23/15)
FOULS	12	at Nebraska (01/03/15)
	12	NEBRASKA (02/08/15)