



Table of Contents

Quick Facts..... 2
 Roster..... 3
 Pronunciation Guide..... 4
 Season Outlook..... 4-5
 Roster Notes..... 5

Coaches / Staff

Head Coach Mark Turgeon 6-7
 Assistant Coach Dalonte Hill 8
 Assistant Coach Bino Ranson 9
 Assistant Coach Scott Spinelli..... 10
 Dir. of Basketball Operations Dustin Clark 11
 Men's Basketball Support Staff 11

Returning Players

#10 Berend Weijts 12
 #11 Mychal Parker 13
 #12 Terrell Stoglin..... 14
 #14 Sean Mosley..... 15-16
 #21 Pe'Shon Howard..... 17
 #30 Ashton Pankey..... 18
 #35 James Padgett..... 19-20

Newcomers

#4 Susskind / #5 Faust / #13 Richmond / #15 Barks..... 21
 #22 Dillard / #23 Auslander / #24 Thomas / #25 Len 22

2010-11 Review

Game-By-Game Results 23
 Season Statistics..... 24
 Team Stats / Starting Lineups..... 25
 Points-Rebounds-Assists 26
 Specialty Stats..... 27
 Game-By-Game Team Stats 28
 Miscellaneous Stats..... 29
 Team Superlatives 30
 Individual Superlatives..... 31
 Game Recaps / Boxscores..... 32-42
 Last Time It Happened 43

Media Information

Media Services / Credentials..... 46-47
 Radio/TV Chart..... 48

2011-12 Schedule

Fri. Nov. 4	NORTHWOOD (Exhibition)	8:00	--
Sun. Nov. 13	UNC WILMINGTON	8:00	TBA
5-Hour Energy Puerto Rico Tip-Off (San Juan, P.R.)			
Thu. Nov. 17	vs. Alabama	5:00	ESPN2
Fri. Nov. 18	vs. Colorado or Wichita State	TBD	--
Sun. Nov. 20	vs. Third-Round Opponent	TBD	ESPN/ESPN2
Fri. Nov. 25	FLORIDA GULF COAST	7:00	ESPN3
Big Ten/ACC Challenge			
Tue. Nov. 29	ILLINOIS	7:30	ESPN
BB&T Classic (Washington, D.C.)			
Sun. Dec. 4	vs. Notre Dame (Verizon Center)	4:45	MASN
Wed. Dec. 7	MOUNT ST. MARY'S	8:00	ESPN3
Wed. Dec. 14	FLORIDA INTERNATIONAL	7:00	ESPNU
Fri. Dec. 23	RADFORD	8:00	ESPN3
Wed. Dec. 28	ALBANY	8:00	TBA
Sat. Dec. 31	SAMFORD	2:00	RSN (CSN)
Tue. Jan. 3	CORNELL	8:00	ESPN3
Sun. Jan. 8	at NC State*	6:00	ESPNU
Wed. Jan. 11	WAKE FOREST*	7:00	RSN (CSN)
Sun. Jan. 15	GEORGIA TECH*	4:00	ACC Network
Tue. Jan. 17	at Florida State*	9:00	ESPNU
Sat. Jan. 21	at Temple (Palestra)	11 a.m.	ESPNU
Wed. Jan. 25	DUKE*	9:00	ESPN
Sat. Jan. 28	VIRGINIA TECH*	2:30	ACC Network
Wed. Feb. 1	at Miami*	8:00	ACC Network
Sat. Feb. 4	NORTH CAROLINA*	4:00	ESPN/ESPN2
Tue. Feb. 7	at Clemson*	7:00	ESPNU
Sat. Feb. 11	at Duke*	4:00	ESPN
Thu. Feb. 16	BOSTON COLLEGE*	9:00	ACC Network
Sat. Feb. 18	at Virginia*	1:00	ACC Network
Tue. Feb. 21	MIAMI*	8:00	ACC Network
Sat. Feb. 25	at Georgia Tech*	2:30	ACC Network
Wed. Feb. 29	at North Carolina*	7:00	ESPN/ESPN2
Sun. Mar. 4	VIRGINIA*	2:00	ACC Network
March 8-11	at ACC Tournament (Atlanta, Ga.)		
March 13 & 14	at NCAA First Round (Dayton)		
March 15 & 17	at NCAA Second & Third Rounds (Albuquerque, Pittsburgh, Portland, Louisville)		
March 16 & 18	at NCAA Second & Third Rounds (Columbus, Greensboro, Nashville, Omaha)		
March 22 & 24	at NCAA Regionals (Boston, Phoenix)		
March 23 & 25	at NCAA Regionals (St. Louis, Atlanta)		
March 31 & Apr. 2	at NCAA Final Four (New Orleans)		

* - Atlantic Coast Conference game
 All times and dates subject to change; All times Eastern;
 Home games played at Comcast Center (17,950) listed in BOLD CAPS

QuickFACTS

Founded:	1856
Enrollment:	37,641
Nickname:	Terrapins, Terps
Colors:	Red, White, Black and Gold
Arena (Capacity):	Comcast Center (17,950)
Affiliation:	NCAA Division I
Conference:	Atlantic Coast
President:	Dr. Wallace D. Loh (Grinnell College '65)
Athletics Director:	Kevin Anderson (San Francisco State '79)
Athletic Department Phone:	301-314-7075
First Year of Basketball:	1904-05
Overall All-Time Record:	1,386-974 (.587) / 92 Years
NCAA Tournament Appearances/Last:	24 / 2010
National Championships:	1 (2002)
NCAA Final Fours:	2 (2001, 2002)
NCAA Final Eights:	4 (1973, 1975, 2001, 2002)
NCAA Sweet Sixteens:	13 (1958, 1973, 1975, 1980, 1984, 1985, 1994, 1995, 1998, 1999, 2001, 2002, 2003)
ACC Championships:	8 Tournament (3) — 1958, 1984, 2004; Regular Season (5)— 1975, 1980, T-1995, 2002, T-2010)
Head Coach:	Mark Turgeon (Kansas '87)
Overall Record (Years):	250-159 (13 Seasons)
Record at Maryland (Years):	First Season
Assistant Coach:	Dalonte Hill (Charlotte '01/1st Season)
Assistant Coach:	Bino Ranson (Southern New Hamp. '99/2nd Season)
Assistant Coach:	Scott Spinelli (Boston Univ. '89/1st Season)
Director Operations:	Dustin Clark (Texas A&M '07/1st Season)
Basketball Office Phone:	301-314-7029
Assoc. A.D.-Media Relations/Basketball Contact:	Doug Dull (Maryland '81)
Office Phone:	301-314-1482
Cell Phone:	240-417-5764
Media Relations Fax:	301-314-9094
Press Row Phone:	301-314-8624
E-mail:	ddull@umd.edu
Media Relations Mailing Address:	2731 Comcast Center, College Park, MD 20742
Athletics Website:	www.umterps.com
Twitter:	@dgdull; @TerrapinHoops
Facebook:	www.facebook.com/marylandterrapinsofficialpage
You Tube:	www.youtube.com/marylandathletics
2010-11 Overall Record:	19-14
ACC Record/Finish:	7-9 / T7th
ACC Tournament:	1-1
	Maryland def. NC State, 75-67 (First Round)
	Duke def. Maryland, 87-71 (Quarters)
Letterwinners Returning/Lost:	6/6
Starters Returning/Lost:	2/3
Newcomers:	8

2011-12 ROSTER

No	NUMERICAL	Pos	Ht	Wt	Yr	Exp	Hometown	Schools
4	Jacob Susskind	G	6-5	180	Fr.	HS	West Orange, N.J.	Golda Och Academy
5	Nick Faust	G	6-6	175	Fr.	HS	Baltimore, Md.	Baltimore City College HS
10	Berend Weijs	C	6-10	200	Sr.	1V	Amsterdam, Netherlands	Harcum (Pa.) Coll. / Ichthus HS
11	Mychal Parker	F	6-5	195	So.	1V	Washington, N.C.	Miller (Va.) School
12	Terrell Stoglin	G	6-1	185	So.	1V	Tucson, Ariz.	Santa Rita HS
13	Arnold Richmond	G	5-11	175	Fr.	HS	Suitland, Md.	Crossland HS
14	Sean Mosley	G	6-4	210	Sr.	3V	Baltimore, Md.	St. Frances Academy
15	Spencer Barks	F	6-9	225	Fr.	HS	Poolesville, Md.	St. Albans HS
21	Pe'Shon Howard	G	6-3	195	So.	1V	Los Angeles, Calif.	Oak Hill (Va.) Academy
22	Jon Dillard	G	5-11	165	Sr.	HS	Yorktown, Va.	Tabb HS
23	John Auslander	F	6-7	225	So.	TR	Herndon, Va.	Greensboro Coll. / Herndon HS
24	Jonathan Thomas	G	6-2	170	Jr.	HS	Frederick, Md.	Tuscarora HS
25	Alex Len	C	7-1	225	Fr.	HS	Antratsit, Ukraine	Dnipropetrovsk Higher Coll. of Physical Culture
30	Ashton Pankey	F	6-9	220	RFr.	RS	Bronx, N.Y.	St. Anthony (N.J.) HS
35	James Padgett	F	6-8	215	Jr.	2V	Brooklyn, N.Y.	Lincoln HS

No	ALPHABETICAL	Pos	Ht	Wt	Yr	Exp	Hometown	Schools
23	John Auslander	F	6-7	225	So.	TR	Herndon, Va.	Greensboro Coll. / Herndon HS
15	Spencer Barks	F	6-9	225	Fr.	HS	Poolesville, Md.	St. Albans HS
22	Jon Dillard	G	5-11	165	Sr.	HS	Yorktown, Va.	Tabb HS
5	Nick Faust	G	6-6	175	Fr.	HS	Baltimore, Md.	Baltimore City College HS
21	Pe'Shon Howard	G	6-3	195	So.	1V	Los Angeles, Calif.	Oak Hill (Va.) Academy
25	Alex Len	C	7-1	225	Fr.	HS	Antratsit, Ukraine	Dnipropetrovsk Higher Coll. of Physical Culture
14	Sean Mosley	G	6-4	210	Sr.	3V	Baltimore, Md.	St. Frances Academy
35	James Padgett	F	6-8	215	Jr.	2V	Brooklyn, N.Y.	Lincoln HS
30	Ashton Pankey	F	6-9	220	RFr.	RS	Bronx, N.Y.	St. Anthony (N.J.) HS
11	Mychal Parker	F	6-5	195	So.	1V	Washington, N.C.	Miller (Va.) School
13	Arnold Richmond	G	5-11	175	Fr.	HS	Suitland, Md.	Crossland HS
12	Terrell Stoglin	G	6-1	185	So.	1V	Tucson, Ariz.	Santa Rita HS
4	Jacob Susskind	G	6-5	180	Fr.	HS	West Orange, N.J.	Golda Och Academy
24	Jonathan Thomas	G	6-2	170	Jr.	HS	Frederick, Md.	Tuscarora HS
10	Berend Weijs	C	6-10	200	Sr.	1V	Amsterdam, Netherlands	Harcum (Pa.) Coll. / Ichthus HS

Mark Turgeon Head Coach – 1st Year (Kansas '87)... 250-159 in 13 seasons overall
 Dalonte Hill Assistant Coach – 1st Year (Charlotte '01)
 Bino Ranson Assistant Coach – 2nd Year (Southern New Hampshire '99)
 Scott Spinelli Assistant Coach – 1st Year (Boston Univ. '89)
 Dustin Clark Director of Basketball Operations – 1st Year (Texas A&M '07)

Matt Braeuer Video Coordinator - 1st Year (Wichita State '08)
 J.J. Bush Assistant Athletics Director - Sports Medicine - 40th Year (Florida State '69)
 Natasha Criss Associate Director for Academic Support - 15th Year (Maryland '92)
 Doug Dull Associate Athletics Director - Media Relations - 9th Year (Maryland '81)
 Brittany Fertig Executive Assistant / Office Manager - 1st Year (Maryland '09)
 Ryan Richman Graduate Assistant - 1st Year (Maryland '11)
 Kyle Tarp Director of Basketball Performance - 2nd Year (UC Davis '06)
 Al Tiffany Equipment Manager - 7th Year (Maryland '95)

Season Outlook

COLLEGE PARK, Md. – The fist pump may be gone, but the passion and intensity will be familiar. One of the nation’s best young coaches in Mark Turgeon takes over a Maryland basketball program steeped in tradition and looking to move toward a bright future.

The accolades upon Turgeon’s arrival were broad and convincing. The job of being the coach who follows the now-retired Gary Williams falls on talented shoulders.

Turgeon’s first Terrapin team will feature a veteran backcourt, players with promise on the front line and a group that is preparing for the upcoming season with a heightened focus.

“I think our strength right now is our chemistry and togetherness,” said Turgeon. “Guys are kind of practicing with a chip on their shoulder. Everybody is telling them how bad they’re going to be. We’ve had great workouts so far. It’s early, but they’ve been really determined and they’re all on the same page.

“I’ve been surprised across the board. I think each player individually is a little better than I was anticipating. Everybody was telling me how bad our post players were going to be, but I haven’t seen that yet. I’ve seen great work habits. James Padgett has been a real pleasant surprise, and so has Berend Weijs.”

Despite a seeming lack of veteran players on the team – only Sean Mosley comes in with more than 15 career starts - Turgeon said the level of play most players see prior to college helps prepare them.

“The inexperience doesn’t bother me,” he said. “Kids are kids – they grow up playing at high levels in AAU ball and high-school ball. Kids are so advanced today. Every player who’s on our roster right now, whether he’s a senior or freshman, is ready to help us.”

Backcourt

Sean Mosley is Maryland’s lone fourth-year player and Turgeon said he’s ready to assume the leadership role that comes with being the experienced guy.

“Sean has been a great leader,” said Turgeon. “You can tell it’s definitely his team. He wants it to be his team. I think Sean is going to have a terrific year... He’s really playing with a lot of confidence right now.”

Mosley is second among returnees in the Atlantic Coast Conference with 76 career starts. Already with 117 career steals, Mosley could finish the season among the Terps’ all-time leaders in that category.

The other returning starter is guard Terrell Stoglin. A member of the ACC All-Freshman Team a year ago, Stoglin averaged 11.4 points per game last season and hit .359 from 3-point range. He earned back-to-back ACC Rookie of the Week honors during a stretch in which he scored 20 points or more in four of five games in February.

“Terrell can flat-out score,” said Turgeon. “I’m going to treat him like we did Allen Iverson when I was with the Sixers. Allen was the point and we moved him off the ball, but he was still involved with every possession... He still had the ball in his hands all the time, but he didn’t have to run the team. We hope to do the same with Terrell and put him in position to be successful.”

Pe’Shon Howard appeared in all 33 games for the Terrapins a year ago as a freshman and picked up eight starts. He was sixth in the ACC in assist-turnover ratio in all games (1.89), but fourth in league games (2.39). Howard will look to open the season as the Terrapins’ point guard.

“I like Pe’Shon because he’s willing to do whatever it takes,” said Turgeon. “Pe’Shon likes to guard, really likes to defend. I’m hoping Pe’Shon can be our point guard and Terrell can play there also when Pe’Shon’s out. We’ve got a lot to do there and a lot of decision-making for that to happen, but Pe’Shon’s been great to work with.”

At 6-foot-6, sophomore Mychal Parker can give the Terrapins help at the small forward spot. He averaged 1.3 points in 13 appearances last year as a freshman and has shown flashes of talent to the new coaching staff.

“Mychal has been a pleasant surprise on the court,” said Turgeon. “He’s worked extremely hard and is really working on his skill. He’s shooting the ball well and handles it well... He’s going to have to help us this year if we’re going to be good. I think he’s ready to do that.”

The Terrapins picked up a strong, versatile backcourt performer in its recruiting class when Baltimore’s Nick Faust decided to attend Maryland despite the retirement of Gary Williams. Faust, a first team All-Met pick by *The Baltimore Sun*, has impressed the new staff with his desire to improve.

“Nick has been great,” said Turgeon. “He’s put on about 10 pounds. He’s a great kid and is working hard. Nick is going to be a big-time defender and rebounder. He’s a worker, very coachable. He’s just one of those kids who is going to get better every day, every week.”

Frontcourt

Although the experience level on the front line may be lacking somewhat – none of the three returning frontcourt players have a career start for the Terrapins – Turgeon says they’re making up for a lack of experience with a desire to work hard.

James Padgett enters his junior season poised to compete for a starting role at power forward. He’s got a knack for finishing well around the basket, which could be a good complement for his abilities on the offensive glass. Of his 59 rebounds from last year, 30 were at the offensive end.

“I’m really pleased with James,” said Turgeon. “He’s been working his tail off for us. We’ll need some low-post scoring, and I think James can give us that. He’s really good around the basket. I’m trying to instill some confidence in James. Hopefully we can do that and keep him confident for five months.”

Berend Weijs played 23 games last season for Maryland after transferring from Harcum (Pa.) College. At Harcum, Weijs set a school record for blocked shots. Extending his blocks average to a 40-minute game last season at Maryland, Weijs would have swatted 6.3 per game for the Terps. The goal for his senior season will be to add to his offensive repertoire.

“Berend has been a pleasant surprise,” said Turgeon. “He’s really skilled, he can score a number of ways – on the block, turn-and-face, we can stretch him and he runs the floor... He’s been great since day one, since we’ve taken the job. My seniors, knock on wood, usually have good years. So I expect Berend to do the same.”

Ashton Pankey received a medical-redshirt waiver from the NCAA after playing just three minutes last season. He had surgery at mid-season to help with a leg injury that had plagued him

Pronunciations

- #4 Susskind..... “SUSS-kihnd”
- #5 Faust..... “FOWST” (Rhymes with “joust”)
- #10 Weijs..... “WEISS” (Rhymes with “price”)
- #12 Stoglin..... “teh-RELL STOAG-lin”
- #21 Howard..... “PEE-shon”
- #23 Auslander..... “OSS-land-ur”

- Turgeon..... “TURGE-in”
- Hill..... “da-LOHN-tay”
- Braeuer..... “BREYE-ur”

Outlook

since his senior year of high school. Turgeon said Pankey is making progress toward being in playing shape for this year.

"Ashton is getting healthy," said Turgeon. "His leg is pretty much pain-free. Now he's got to get in shape. He really hasn't played in two years. Each day, it's amazing the strides he's making. I know he's going to be a great defender and team defender because of who his high-school coach was (Hall of Famer Bob Hurley at St. Anthony HS)."

A late addition to the roster is 7-foot-1 Alex Len, a center from the Ukraine. To say the 2011-12 season will be one of transition for Len is an understatement, but his arrival in College Park is all about "upside."

"Right now, Alex is a little overwhelmed by the process," said Turgeon. "He's in class about six hours a day with extensive English. The pace of the game is a little too fast for him right now, but each day he gets a little better. He's got a huge upside, he's a great kid. He probably learns quicker than anyone on the team."

Sophomore forward John Auslander sat out last season in College Park after transferring from Division III Greensboro College.

"John's been great," said Turgeon. "He had back surgery, but he's been a vocal leader. He's not sitting over there pouting, he's helping us coach... He's pain-free for the first time in a long time. John's really going to help us."

Walk-Ons

Maryland has eight newcomers on its 15-man roster heading into the season – a group that includes five walk-ons.

Turgeon anticipates the walk-ons to "help a lot in practice."

Guards Jacob Susskind, Arnold Richmond, Jon Dillard and Jonathan Thomas have been added, while Spencer Barks will play on the front line.

Coaching Staff

The buzz nationally on the summer recruiting trail seemed to indicate that Maryland had become a highly visible presence. One of Turgeon's highest priorities after being hired as the Terrapins' head coach late in the spring was building a top-quality staff.

"I love our staff," he said. "(Before the season) is a tough time because we're all going in different directions. But we're all on the same page, we get along well. We're all different, but we have one common goal and that's to try to win a national championship. We've got a good blend of experience and youth.

"I have to teach our new guys a lot about how I like to do things, but we'll get them there. They're quick learners and they're working hard."

Schedule

Without having the knowledge of how his team will come together, it's tough for Turgeon to be specific about putting the upcoming schedule in its proper context. Still, with 13 years of collegiate head coaching, he knows which programs have historically provided the toughest tests.

"We're going to take it as it comes," he said. "This is a pretty difficult schedule. The Puerto Rico tournament is pretty tough, and that's going to let us know out of the gate where we are. Then we have some games in our area with Illinois and Notre Dame which will be really good matchups for us.

"There's not a team on our schedule we can just show up and beat this year. We'll have to come to play and play well to beat all of them. Hopefully it will be a natural progression where we just keep getting better and better. The key is, during the rough parts, to stay confident."

RosterNotes

Terrapins By Class

Seniors	3
Jon Dillard, Sean Mosley, Berend Weijs	
Juniors	2
James Padgett, Jonathan Thomas	
Sophomores	4
John Auslander, Pe'Shon Howard, Mychal Parker, Terrell Stoglin	
Freshmen	6
Spencer Barks, Nick Faust, Alex Len, Ashton Pankey (RS), Arnold Richmond, Jacob Susskind	

Terrapins By Height

7-1	Alex Len
6-10	Berend Weijs
6-9	Spencer Barks, Ashton Pankey
6-8	James Padgett
6-7	John Auslander
6-6	Nick Faust
6-5	Mychal Parker, Jacob Susskind
6-4	Sean Mosley
6-3	Pe'Shon Howard
6-2	Jonathan Thomas
6-1	Terrell Stoglin
5-11	Jon Dillard, Arnold Richmond

Terrapins by State / Country

Maryland	5
Spencer Barks, Nick Faust, Sean Mosley, Arnold Richmond, Jonathan Thomas	
New York	2
James Padgett, Ashton Pankey	
Virginia	2
John Auslander, Jon Dillard	
Arizona	1
Terrell Stoglin	
California	1
Pe'Shon Howard	
New Jersey	1
Jacob Susskind	
North Carolina	1
Mychal Parker	
Netherlands	1
Berend Weijs	
Ukraine	1
Alex Len	

Mark TURGEON

► **250-159 (14th Season) / 1st Season at Maryland**

Mark Turgeon, who won back-to-back Big 12 Conference Coach of the Year honors at Texas A&M, is in his first season as the new men's basketball coach at the University of Maryland.

He comes to College Park after directing Texas A&M to four consecutive appearances in the NCAA Tournament, posting a 97-40 record in four seasons with the Aggies. He was the Big 12 Coach of the Year in both 2010 and 2011 and is the only coach in Big 12 history with at least 24 victories in each of his four seasons.

Turgeon, 46, will replace longtime Terrapin head coach Gary Williams, who retired in May after 22 seasons at Maryland.

"Maryland's got a great basketball tradition," Turgeon said. "(These programs are) real similar. It's a gut feeling. Both programs are great. I'm a blessed person to have the choice that I had to make today. They're both great programs."

"We're thrilled to bring Mark to the University, where I'm sure he will continue to build on the great legacy and success of Maryland Basketball," said director of athletics Kevin Anderson. "In Mark, we have brought one of the outstanding young coaches in the country, and one who has a proven record of achievement on and off the court. We couldn't be more excited."

Turgeon is 250-159 after 13 seasons overall as a head coach. In seven years at Wichita State, he built the Shockers into a power in the Missouri Valley Conference, earning the league title and an NCAA Sweet Sixteen appearance in 2006. In that NCAA Tournament, Wichita State beat Seton Hall

and Tennessee before losing to eventual Final Four participant George Mason.

He went 128-89 at Wichita State (2000-07), posting the third-most wins in school history. The Shockers went to three straight NITs from 2003 to 2005 in addition to the 2006 NAAs, the first time WSU had four straight postseason appearances in 40 years.

He began his head-coaching career at Jacksonville State, going 17-11 in his final season there (1999-2000) after going 8-18 in his first year.

Turgeon was an assistant at Kansas for five seasons, first under Larry Brown (1987-88) and then under Roy Williams (1988-92). The Jayhawks made the NCAA Tournament in four of those seasons, winning the national championship in 1988 and finishing second in 1991. KU also won Big Eight titles in 1991 and 1992 with Turgeon on staff.

He was the top assistant under Jerry Green at Oregon from 1992-97 and was an assistant coach under Brown with the Philadelphia 76ers in 1997-98 before taking the head coaching position at Jacksonville State.

A point guard at Kansas from 1984-87, Turgeon was the first player in Jayhawks history to play in four straight NCAA Tournaments. KU went 108-33 under Brown



in that stretch. Turgeon served as team captain in his junior and senior seasons, leading the Jayhawks to the 1986 NCAA Final Four.

As a student-athlete, he was selected to the Big Eight All-Academic Team in 1986 and was a Big Eight All-Freshman pick in 1984. He earned a bachelor's degree in personnel administration from Kansas in 1987.

A native of Topeka, Kan., Turgeon led Hayden High School to back-to-back Class 4A state titles in 1982 and 1983, earning all-tournament honors each year. A first team all-state pick as a senior, Hayden went 47-3 in his high-school career.

In the summer of 2008, Turgeon was inducted into the Topeka Sports Hall of Fame.

Turgeon ("TURGE-in") is married to the former Ann Fowler of Chicago, Ill, and they have two sons - William Harris and Leo - and a daughter, Ella.

Coaching Honors

- Big 12 Conference Coach of the Year, Dallas Morning News, 2010 & 2011.
- Big 12 Conference Coach of the Year, San Antonio Express-News, 2011.
- Big 12 Conference Coach of the Year, Columbia Tribune, 2011.
- Missouri Valley Conference Coach of the Year, 2006.

Coaching Career

- Kansas (Assistant Coach), 1987-92
- Oregon (Assistant Coach), 1992-97
- Philadelphia 76ers (Assistant Coach), 1997-98
- Jacksonville State (Head Coach), 1998-2000
- Wichita State (Head Coach), 2000-07
- Texas A&M (Head Coach), 2007-11

Playing Career

- Topeka Hayden HS, 1980-83
- University of Kansas, 1984-87

Personal

Education:

- University of Kansas (B.S. in personnel admin., 1987)
- Topeka Hayden High School, 1983

Born:

- Feb. 5, 1965 (Topeka, Kan.)

► Turgeon's Coaching Record

Year	School	Overall			Conference			Finish	Postseason
		W	L	Pct.	W	L	Pct.		
1998-99	Jacksonville State	8	18	.308	3	13	.188	T10th	
1999-00	Jacksonville State	17	11	.607	12	6	.667	T3rd	
2000-01	Wichita State	9	19	.321	4	14	.222	9th	
2001-02	Wichita State	15	15	.500	9	9	.500	T5th	
2002-03	Wichita State	18	12	.600	12	6	.667	T3rd	NIT Opening Round (0-1)
2003-04	Wichita State	22	11	.667	12	6	.667	T2nd	NIT First Round (0-1)
2004-05	Wichita State	22	10	.688	11	7	.611	2nd	NIT Second Round (2-1)
2005-06	Wichita State	26	9	.743	14	4	.778	1st	NCAA Sweet Sixteen (2-1)
2006-07	Wichita State	17	14	.548	8	8	.500	6th	
2007-08	Texas A&M	25	11	.694	8	8	.500	6th	NCAA Second Round (1-1)
2008-09	Texas A&M	24	10	.706	9	7	.563	T4th	NCAA Second Round (1-1)
2009-10	Texas A&M	24	10	.706	11	5	.688	T2nd	NCAA Second Round (1-1)
2010-11	Texas A&M	24	9	.727	10	6	.625	T3rd	NCAA Second Round (0-1)
2 Years	Jacksonville State	25	29	.463	15	19	.411	--	--
7 Years	Wichita State	128	90	.587	70	54	.565	--	NCAA 2-1; NIT 2-3
4 Years	Texas A&M	97	40	.708	38	26	.594	--	NCAA 3-4
13 Years	Overall	250	159	.611	123	99	.554	--	NCAA 5-5; NIT 2-3; Total 7-8

What They're Saying - TURGEON

Jay Bilas – ESPN college basketball analyst

“Mark Turgeon is an outstanding basketball coach. He is a great teacher with tremendous X & O skills, but he is also incredibly disciplined. Mark’s teams play the right way. They share the ball, take good shots, are tough minded, and play hard at both ends. Maryland hired the real thing in Mark Turgeon.”

Eamonn Brennan – ESPN.com college basketball blogger

“The important thing here, the one that really matters, is this: At the bottom of it all, Maryland fans are like any others. They want to win basketball games. Mark Turgeon wins basketball games, and he’s done so at places with far fewer institutional advantages than Maryland. It’s really that simple,” Brennan wrote on May 9.

Larry Brown - Basketball Hall of Fame member whom Turgeon played under at Kansas and coached under with the Jayhawks and the NBA's Philadelphia 76ers

“He could have gone to Tennessee; he probably could have gone to NC State. I told him, ‘If you’re going to leave A&M, make sure you go to a place where you can compete for a national championship,’” Brown told *The Baltimore Sun*. “I think he realizes that. I think Maryland is one of the best jobs in the country. It’s got great tradition, it’s in a great conference, phenomenal facilities, a terrific school. You’re in an area where you can recruit some of the best players in the country, and you don’t have to go that far.”

Brown told *The Sun* Turgeon “is right up there” with some of his other former assistants, including John Calipari, Bill Self and Gregg Popovich, in terms of his basketball IQ. “Five minutes after the first practice, kids at Maryland will know he can coach.”

Lefty Driesell - former Maryland coach who coached against Turgeon in the late 1990s when Driesell was at Georgia State and Turgeon at Jacksonville State

“He’s a great young man, a great person and an excellent coach. I coached against his teams at Jacksonville State; they were in our league. And I’ve seen his teams on TV,” Driesell told *The Washington Post*.

“He’ll do a good job, I’m sure. He ran the pick-and-roll really well. And his teams played hard. I liked their offense, and they played good defense. He’s a good coach that would be an excellent choice, in my opinion. The Maryland people would really like him.”

Len Elmore - former Maryland basketball player

“He’s focused on the fundamentals and, from what I know, he has been able to recruit and do it the right way,” Elmore told *The Washington Post*. “I think he could be the right guy for Maryland.”

Doug Elgin - commissioner of the Missouri Valley Conference

Elgin told *The Washington Post* Turgeon was a “big-picture guy. He worked his [butt] off. He willed Wichita State to do better. He is someone who led and inspired student-athletes. He is the whole package and will do an excellent job at Maryland.”

Jeff Goodman – CBSSports.com college basketball national columnist

“Mark Turgeon is one of the most underrated coaches in America. In fact, I’ll go as far as to say he’s the most underrated college basketball coach in the country. He’s a phenomenal X’s and O’s guy and doesn’t get the credit he deserves in recruiting circles.

He’s a high-character guy and while those at Maryland may not be all that familiar with him, I’d be shocked if he doesn’t get it done in College Park.”

Andy Katz - ESPN.com senior college basketball writer

“Mark Turgeon has always been a diamond in the rough. He is a quality coach, who like Gary Williams, will stress defense, hard work and passion for his players and program. Turgeon will win.”

Richard Justice – Houston Chronicle columnist

“Maryland’s hiring of Turgeon may not blow people away around the country, but Aggies know better,” Justice wrote on May 9. “Aggies know the Terps just hit the ball out of the park.”

Jim Schaus - former athletic director at Wichita State who hired Turgeon there

“I just felt there is not anybody you are going to find to get more out of talent than Mark,” Schaus told *The Washington Post*. “He has a great knack of motivating players and getting a team to play together. He is as good a coach as anybody in the country. Wherever he is, he will do a tremendous job. He is just really solid and steady and he does things the right way. One can expect a first-class performance from him and his program wherever he is.

“I was always very impressed that he knew what to do, how to build a program. He comes in, assesses the environment and is able to determine, ‘Here is what I have to do to get it done.’ We worked together. He worked great with the administration and we were a team. He did his part.

“He is tenacious. He is just really driven. He wants to build, wants to win and is not satisfied with anything less than excellence and success. But he was also committed to doing it the right way. Everything from compliance to academics to taking care of the student-athletes, the whole package was done right.”

Dave Telep – ESPN recruiting analyst

“Mark Turgeon achieved recruiting success at Texas A&M by developing relationships early and making strong evaluations,” Telep told *The Washington Post*. “The Aggies tend to do a nice job with bigs and his recruits have consistently improved during their time at College Station.”

Gary Williams – former Maryland coach

“Mark is very well thought of by his peers. He plays an aggressive style that I’m sure will appeal to Maryland fans. Maryland Basketball is in good hands with Mark as the head coach.”

Roy Williams – North Carolina head coach, whom Turgeon coached under at Kansas

“Mark is an outstanding individual and outstanding basketball coach. He overachieved as a player at Kansas and every one of the teams he has coached have also overachieved and played beyond their athleticism and ability. The University of Maryland is one of the great jobs in college basketball and the job that Gary Williams did will be hard to match but Mark is the individual who can do that. It truly is a great day for Mark and Maryland. I feel very good that this kind of person is taking Gary’s place because he was such a giant for Maryland basketball.”

Dalonte HILL

Assistant Coach • 1st Year at Maryland • Charlotte '01

Noted as one of the top coaches and recruiters nationally, Dalonte Hill is coming home to the Washington, D.C., area to join the staff of head coach Mark Turgeon.

"It was great to be able to bring Dalonte home," said Turgeon. "He is a terrific recruiter and will be a great addition to our staff. His relationships on the east coast will be huge for the growth of our program."

A native of Washington, D.C., Hill was hired as an assistant coach at Kansas State by former head coach Bob Huggins in April 2006 after three seasons at Charlotte. He was elevated to associate head coach and recruiting coordinator just over a year later upon the promotion of Martin to head coach.

Hill played a significant role in helping to revitalize the K-State program, which has tallied five consecutive 20-win seasons for the first time in school history. With his help, the Wildcats have posted 118 wins the past five seasons, including 50 in Big 12 play, and have advanced to the postseason in an unprecedented five straight seasons, including trips to the NCAA Tournament in 2008, 2010 and 2011.

The 118 wins are the most in school history in a five-year span, shattering the previous mark of 107 wins set from 1957-62, while the 50 conference victories are the most since the squad posted 56 from 1971-76. K-State is one of four Big 12 schools (along with Kansas, Texas and Texas A&M) in that span to total five 20-win seasons, while the Wildcats and Jayhawks are the only teams to finish in the top-4 in the Big 12 and receive a bye at the Phillips 66 Big 12 Championship in each of the past five seasons.

Hill has also played a major role in helping Kansas State land some of the country's best recruiting classes, including the nation's top-rated class by Scout.com and Rivals.com in 2006, which included No. 1 recruit Michael Beasley and No. 6 recruit Bill Walker. In 2008, he helped the Wildcats pull down their second top-20 class in the past three seasons, including their fourth McDonald's All-American (and second in last four seasons) in Wally Judge. The four-man class was rated 17th by Scout/ESPN.com and 18th by Rivals.com.

Hill spent three seasons as an assistant coach at Charlotte under Bobby Lutz. He helped guide his alma mater to a 61-30 (.760) overall record and three consecutive postseason appearances from 2003-06, including a pair of trips to the NCAA Tournament (2004, 2005). He also helped the 49ers to a share of the 2004 Conference USA regular-season title as well as runner-up finishes in C-USA in 2004-05 and the Atlantic 10 in 2005-06.



During his tenure at Charlotte, Hill helped coach two All-Americans, one C-USA Player of the Year and seven all-conference players. Two 49ers earned All-America distinction as Eddie Basden and Curtis Withers were named to SI.com's third team and honorable mention lists in 2005. Withers was also named to Basketball Times' All-America third team in 2004. A two-time conference Defensive Player of the Year, Basden was selected as the 2005 Conference USA Player of the Year as well as the national Defensive Player of the Year by CollegeInsider.com.

Prior to joining the college ranks, Hill served two years as the head coach of the AAU's DC Assault.

A three-year letterman at Charlotte from 1997-2000, Hill played on three postseason squads for the 49ers under head coaches Melvin Watkins and Bobby Lutz. As a true freshman in 1997-98, he averaged 4.2 points and 2.9 rebounds in 26 games with one start for the 49ers in helping the squad to the second round of the NCAA Tournament with a 20-11 record. As a sophomore, the 49ers captured the 1999 Conference USA Tournament title and once again advanced to the NCAA Tournament second round with a 23-11 record. During the 1999-2000 season, he averaged 6.2 points and 3.5 rebounds in 23 games with 11 starts in helping Charlotte earn a Postseason NIT bid with a 17-16 record.

Hill transferred to Bowie State for his senior season where he averaged 10.9 points and 5.7 rebounds in helping the Bulldogs to a 19-9 record. He returned to Charlotte following the season to complete his bachelor's degree in sociology in 2001.

Hill and his wife, Tish, have three daughters: Danae, Dakotah and Daeja.

Hill Career

- 2007-11 - Associate Head Coach, Kansas State
- 2006-07 - Assistant Coach, Kansas State
- 2003-06 - Assistant Coach, Charlotte
- 2001-03 - Head Coach D.C. Assault (AAU)

Orlando ‘Bino’ RANSON

Assistant Coach • 2nd Year at Maryland • Southern New Hampshire ‘99

Orlando “Bino” Ranson was hired as an assistant coach at Maryland in the summer of 2010. He has been retained on the staff by new head coach Mark Turgeon.

“Bino is a young man I have known for a long time, and I have watched him grow as a coach,” said Turgeon. “He is a grinder when it comes to recruiting and he has many connections all over the east coast.”

Ranson has strong ties to the Baltimore-Washington area, having coached for two seasons at St. Frances Academy in Baltimore. He came to Maryland after one season as an assistant at Xavier, during which the Musketeers went 26-9 and reached the NCAA Sweet Sixteen. In his lone season on the staff of Maryland head coach Gary Williams in 2010-11, the Terrapins went 19-14.

Ranson said he’s followed the Maryland program for a long time and is familiar with its national reputation and rich history. He spent two years as an administrative assistant at Loyola University on the staff of long-time Maryland assistant Jimmy Patsos.

Prior to Xavier, Ranson was an assistant coach at James Madison for one season, helping the Dukes to a 21-15 mark, the most wins by JMU in a season since 1992-93. The Dukes advanced in the Colonial Athletic Association Tournament for the first time since 2003 and their berth in the College Insiders.com Tournament marked their first postseason appearance since 1994.

Ranson also worked for Matt Brady at Marist University for three seasons. The Red Foxes were 62-33 in those three seasons and won the Metro Atlantic Athletic Conference regular season in 2007. That season, Marist won at Oklahoma State in the Postseason NIT.



Considered an outstanding recruiter, he helped bring in excellent classes at James Madison, Marist and Xavier. Ranson helped land Jay Gavin at Marist, who went on to become the MAAC Rookie of the Year.

Ranson coached at St. Frances Academy for two seasons before joining the Loyola staff. He handled St. Frances’ junior-varsity program, directing the 2003-04 team to a 24-5 record, titles in the MIAA and the Baltimore Catholic League. He also founded Team Baltimore, one of the top AAU programs in the Northeast.

Among the players Ranson worked with at the AAU level are Sean Mosley and Juan Dixon of Maryland, Ricky Harris of Massachusetts, Jermaine Dixon of Pittsburgh and Donte Greene of Syracuse.

A 1999 graduate of Southern New Hampshire with a B.S. in sports management, Ranson completed his collegiate career as one of the top players in the history of the school. He ranked seventh in career scoring (1,899 points), fifth in assists (598) and fourth in 3-point field goals (226) after lettering for four seasons. He was inducted into the school’s hall of fame in January 2007.

Ranson and his wife, Shannon, have two sons: Orlando and Bradshaw.

Ranson Career

2010-11 - Assistant Coach, Maryland
 2009-10 - Assistant Coach, Xavier
 2008-09 - Assistant Coach, James Madison
 2004-05 to 2006-07 - Assistant Coach, Marist
 2003-04 & 2004-05 - Administrative Assistant, Loyola, Md.
 2001-02 to 2002-03 - Coach, St. Francis Academy

Scott SPINELLI

Assistant Coach • 1st Year at Maryland • Boston University '89

Following five seasons on various staffs for head coach Mark Turgeon, Scott Spinelli comes to College Park to be part of the coaching staff at the University of Maryland.

"Scott is a bulldog recruiter with tremendous connection up and down the east coast," said Turgeon. "He is also an excellent coach with a tremendous basketball mind."

Spinelli sent four seasons with Turgeon as the associate head coach at Texas A&M, and was in the same position with Turgeon at Wichita State in 2006-07.

Prior to that, he was an assistant at Nebraska for three seasons, when he helped land two nationally-ranked recruiting classes. He was the Cornhuskers' associate head coach in 2005-06. All-Big 12 center Aleks Maric was among the players he signed at Nebraska.

From 2001-03, Spinelli was an assistant coach and recruiting coordinator at Loyola-Chicago. He helped the Ramblers to 32 wins over two seasons (2001-02 and 2002-03) -- the program's most in a two-year span since the mid-1980s -- including a berth in the championship game of the 2002 Horizon League Tournament.

Spinelli recruited and developed Paul McMillan, a junior-college transfer who won the Horizon League's Newcomer of the Year Award in 2003. His first recruiting class for the Ramblers also included Terrance Whiters, who was ranked among the top 70 overall prospects in the country and among the top 20 point guards by ESPN.com.

Spinelli has been recognized by several media outlets as one of the nation's top assistant coaches. Before joining the Ramblers, Spinelli spent one year as a scout for the Philadelphia 76ers, evaluating players in the Big East and Atlantic 10 conferences, along with high school players from the Northeast.



Spinelli served as an assistant coach for Cincinnati of the International Basketball League (IBL) in 1999-2000, helping the Stuff to an Eastern Conference regular-season championship.

Prior to his work in the IBL, Spinelli spent two years as associate head coach (1997-99) at American University in Washington, D.C., where he was responsible for two nationally-recognized recruiting classes. Spinelli's first collegiate coaching stop came at Wyoming in 1996-97.

He began his coaching career on the prep level in 1990 at the Milford Academy, where he spent three seasons as head coach. In 1993, Spinelli started the basketball program at The Winchendon School in Winchendon, Mass., where he produced several Division I players. The school remains one of the top prep school programs in the Northeast.

The Leominster, Mass., native earned his bachelor's degree from Boston University in 1989. As a student-athlete, Spinelli initially walked on with the Terriers before earning a scholarship as a point guard under Mike Jarvis, who went on to a successful stint as head coach at St. John's.

Spinelli and his wife, Lynn, have three children: Gianna, Gabriel and Joseph.

Spinelli Career

2007-11 - Associate Head Coach, Texas A&M
 2006-07 - Associate Head Coach, Wichita State
 2005-06 - Associate Head Coach, Nebraska
 2003-05 - Assistant Coach, Nebraska
 2001-03 - Assistant Coach, Loyola-Chicago
 2000-01 - Scout, Philadelphia 76ers
 1999-00 - Assistant Coach, Cincinnati Stuff (IBL)
 1997-99 - Associate Head Coach, American University
 1996-97 - Assistant Coach, Wyoming
 1993-96 - Head Coach, Winchendon (Mass.) School
 1990-93 - Head Coach, Milford (N.Y.) Academy

Dustin CLARK

Dir. of Basketball Ops • 1st Year • Texas A&M '07

Dustin Clark comes to the Maryland men's basketball program as the director of basketball operations on the staff of head coach Mark Turgeon. In that role, Clark will be in charge of the administrative duties in the men's basketball office, including scheduling, operations and travel.



"Dustin is one of the bright young coaches in this business," said Turgeon. "He has tremendous passion for his job and will build great relationships with our current players. His understanding and experience of how I want the office and program to run is big in our transition."

Clark spent five seasons with the Texas A&M basketball program. After serving as an athletics assistant for three years, he was the team administrator in the 2010-11 season. During his five seasons, the Aggies won 124 games, produced three NBA draft picks and had Turgeon earn back-to-back Big 12 Coach of the Year honors.

His duties included on-campus recruiting, coordination of recruiting correspondence, academic quality control and student-athlete affairs. Clark was the director of the Mark Turgeon Basketball Camp, as well as a coordinator for the Texas A&M Elite and Junior Elite camps. He has played a key role in helping the Aggies land multiple nationally ranked recruiting classes.

In 2008, the Aggies won the Preseason NIT and reached the second round of the NCAA Tournament where they lost in the closing seconds to top-seeded UCLA. A&M closed the next regular season on a six-game winning streak and again reached the second round of the NCAA Tournament.

In 2010, Texas A&M reached the second round of the NCAA Tournament despite playing the second-toughest schedule in the nation. A year ago, the Aggies exploded to a 16-1 start, the best at the school in 91 years and earned its sixth consecutive NCAA Tournament bid.

A native of Waxahachie, Texas, Clark received his degree from Texas A&M in 2007. Clark graduated from Avalon High School, where he was a four-year letterman in both basketball and baseball.

Clark Career

- 2010-11 - Team Administrator, Texas A&M
- 2007-10 - Athletic Assistant, Texas A&M
- 2006-07 - Student Assistant, Texas A&M

SupportSTAFF



Matt Braeuer
Video Coordinator
1st Year at Maryland
(Wichita State '08)



J.J. Bush
Asst. A.D. - Sports Medicine
40th Year at Maryland
(Florida State '69)



Natasha Criss
Assoc. Dir. - Academic Services
15th Year at Maryland
(Maryland '92)



Brittany Fertig
Executive Asst. / Office Manager
1st Year at Maryland
(Maryland '09)



Geoff Gilbert
Massage Therapist
16th Year at Maryland
(Maryland '74)



Ryan Richman
Graduate Assistant
1st Year at Maryland
(Maryland '11)



Kyle Tarp
Director of Basketball Performance
2nd Year at Maryland
(UC Davis '06)



Al Tiffany
Equipment Manager
7th Year at Maryland
(Maryland '95)

#10 Berend WEIJS

Center • 6-10 • 200 • Senior • 1V • Amsterdam, Netherlands (Harcum College)

► 2010-11 Season

- Athletic big man who runs extremely well and gets off floor very quickly.
- Finished two seconds off school-record time of Greivis Vasquez in preseason 5K run.
- Has 19 blocks in 120 minutes this season... Extends to 6.3 bpg over 40-minute game.
- Had 4 blocks and 5 rebounds in 14 minutes in exhibition win over Florida Southern (11/1).
- Played 4 minutes vs. Seattle Univ. (11/8) in opener with 3 blocks and 4 points.
- Had 2 points, 3 boards and block in 10 minutes in win over Maine (11/14).
- Scored on a 3-point play in 2-minute stint vs. Pittsburgh (11/18).
- Season-highs in points (6), rebounds (4) vs. Delaware State (11/23)... Also 2 blocks in 9 mins.
- Best game to date vs. UNCG (12/8) with 7 points, 3 boards, 4 blocks, 2 assists in 13 minutes.
- 4 points with 3 blocks and 2 rebounds in 9 minutes vs. NJIT (12/22).
- Matched season-best with 13 minutes vs. Colgate (1/4)... 3-3 FG on way to 6 points.
- 2 blocks in 2-minute stint at Wake Forest (1/12).
- Late bucket in ACC road win at Virginia (1/27).
- Season-high 5 rebounds with 2 points (1-4 FG) in 12 minutes vs. Longwood (2/9).
- Bucket, board and block in 3 minutes off the bench vs. Virginia (3/5).

► Notables

- Transferred to Maryland from Harcum College in Bryn Mawr, Pa., where he set a single-season school record with 119 blocks.
- Finished 5th in nation last year in blocked shots.
- NJCAA Academic All-American.
- Averaged 6.1 points, 5.6 rebounds as sophomore at Harcum, which was ranked No. 1 in NJCAA for one week during 2009-10.
- Sports hero is Larry Bird.
- Majoring in agricultural and resource economics.
- Pronunciation is "BEAR-und WEISS."

► WEIJS '10-11 Game-By-Game

OPPONENT	MIN	FG-A	3FG-A	FT-A	O-D-R	PF	A	TO	BLK	S	TP
SEATTLE UNIV.	4	2-2	0-0	0-0	0-0-0	3	0	2	3	0	4
COLL. OF CHARLESTON	3	1-1	0-0	0-0	0-0-0	2	0	0	0	0	2
MAINE	10	1-3	0-0	0-0	1-2-3	2	0	1	1	0	2
vs. Pittsburgh	2	1-1	0-0	1-1	0-0-0	2	0	0	0	0	3
vs. Illinois	10	0-1	0-0	0-0	1-1-2	0	0	0	1	0	0
DELAWARE STATE	9	3-7	0-0	0-0	4-0-4	1	0	0	2	0	6
ELON	5	1-1	0-0	0-1	1-0-1	2	0	1	0	0	2
at Penn State	3	0-0	0-0	0-0	0-1-1	0	0	0	0	0	0
vs. Temple	4	0-0	0-0	0-0	0-0-0	1	0	0	0	0	0
UNC GREENSBORO	13	3-5	0-0	1-2	1-2-3	0	2	0	4	0	7
BOSTON COLLEGE	2	0-0	0-0	0-0	0-0-0	0	0	0	0	0	0
NJIT	9	2-2	0-0	0-0	0-2-2	1	0	2	3	0	4
NORTH FLORIDA	7	0-2	0-0	0-0	2-0-2	1	0	0	0	1	0
COLGATE	13	3-3	0-0	0-0	1-1-2	0	1	2	1	0	6
at Duke	1	0-0	0-0	0-0	0-0-0	0	0	0	0	0	0
at Wake Forest	2	0-0	0-0	0-0	0-0-0	1	0	0	2	0	0
at Villanova		dnp-cd									
VIRGINIA TECH		dnp-cd									
CLEMSON	3	0-0	0-0	0-0	0-0-0	1	0	0	0	0	0
at Virginia	1	1-1	0-0	0-0	0-0-0	0	0	0	0	0	2
at Georgia Tech		dnp-cd									
DUKE		dnp-cd									
WAKE FOREST	1	0-0	0-0	0-0	0-0-0	0	0	0	0	0	0
LONGWOOD	12	1-4	0-0	0-2	1-4-5	2	1	0	1	0	2
at Boston College		dnp-cd									
at Virginia Tech		dnp-cd									
NC STATE		dnp-cd									
FLORIDA STATE		dnp-cd									
at North Carolina	2	0-0	0-0	0-0	0-0-0	1	0	0	0	0	0
at Miami		dnp-cd									
VIRGINIA	3	1-1	0-0	0-0	0-1-1	0	0	0	1	0	2
vs. NC State (ACC)		dnp-cd									
vs. Duke (ACC)	1	0-0	0-0	0-0	0-0-0	0	0	0	0	0	0

*Starter

► WEIJS Season/Career Highs

SEASON HIGHS	
POINTS	7 vs. UNC Greensboro (12/8)
REBOUNDS	5 vs. Longwood (2/9)
FG MADE	3 (3x) last vs. Colgate (1/4)
FG ATT.	7 vs. Delaware State (11/23)
3 FG MADE	0
3 FG ATT.	0
FT MADE	1 (2x) last vs. UNC Greensboro (12/8)
FT ATT.	2 (2x) last vs. Longwood (2/9)
ASSISTS	2 vs. UNC Greensboro (12/8)
BLOCKS	4 vs. UNC Greensboro (12/8)
STEALS	1 vs. North Florida (12/29)
MINUTES	13 (2x) last vs. Colgate (1/4)

► WEIJS Miscellaneous Stats

Category	Season	Last Time
Double-Figure Scoring	0	-
20-plus Points	0	-
5-plus Rebounds	1	5 vs. Longwood (2/9/11)
3-plus Blocks	3	3 vs. NJIT (12/22/10)
Double-Doubles	0	-

► WEIJS Career Statistics

Season	G-GS	MP-MPG	FG-FGA	PCT.	3FG-FGA	PCT.	FT-FTA	PCT.	OFF	DEF	REB	AVG	PF-DQ	AST	TO	BLK	STL	PTS	AVG
2010-11	23-0	120-5.2	20-34	.588	0-0	.000	2-6	.333	12	14	26	1.1	20-0	4	8	19	1	42	1.8

#11 Mychal PARKER

Forward • 6-5 • 195 • Sophomore • 1V • Washington, N.C. (Miller School)

► 2010-11 Season

- Could play shooting guard or power forward.
- Talented four-star prospect "with all the tools" according to Coach Williams.
- Had 2 points with assist, rebound in 6 minutes in exhibition win over Florida Southern (11/1).
- Highlight-film dunk highlighted 4-point effort in collegiate debut vs. Seattle Univ. (11/8).
- Went 2-for-2 FG for 4 points and 2 boards in win over Maine (11/14).
- Had 5-minute stint in victory over Delaware State (11/23).
- Had 4 points, 5 rebounds, 2 assists in 11 minutes in win over UNC Greensboro (12/8).
- Went 1-3 FG with monster dunk in 8-minute stint vs. Colgate (1/4)... Also 2 assists.
- First ACC action came with a minute in win at Wake Forest (1/12).
- Had 8-minute stint with 2 points (2-2 FT) and rebound vs. Virginia Tech (1/20).
- Had 5 minutes in first half at Miami (3/2) with a steal.
- Longest stint in an ACC game vs. UVA (3/5) with 10 minutes... 2 boards, 2 assists.

► Notables

- Ranked 13th nationally among shooting guards and 42nd overall by ESPN.com.
- Graded at 95 by ESPN.
- Transferred to Miller School in Crozet, Va., after attending Southside (N.C.) High and Terra Ceia Christian School.
- Averaged 21 points, 6.5 rebounds, 4.0 assists as a senior.
- Majoring in African-American studies.
- Chose Maryland over Kentucky, Virginia, West Virginia and NC State.
- Lists Kobe Bryant as his favorite player.

► PARKER '10-11 Game-By-Game

OPPONENT	MIN	FG-A	3FG-A	FT-A	O-D-R	PF	A	TO	BLK	S	TP
SEATTLE UNIV.	7	2-3	0-0	0-1	0-0-0	0	0	1	0	0	4
COLL. OF CHARLESTON		dnp-cd									
MAINE	11	2-2	0-0	0-0	1-1-2	2	0	0	0	0	4
vs. Pittsburgh		dnp-cd									
vs. Illinois		dnp-cd									
DELAWARE STATE	5	0-1	0-0	0-1	1-0-1	0	0	0	0	0	0
ELON	1	0-0	0-0	0-0	0-0-0	0	0	0	0	0	0
at Penn State		dnp-cd									
vs. Temple		dnp-cd									
UNC GREENSBORO	11	2-5	0-0	0-3	3-2-5	0	2	1	1	0	4
BOSTON COLLEGE		dnp-cd									
NJIT	4	0-1	0-0	0-0	0-1-1	0	0	0	0	0	0
NORTH FLORIDA		dnp-cd									
COLGATE	8	1-3	0-0	0-0	0-2-2	0	2	0	0	0	2
at Duke		dnp-cd									
at Wake Forest	1	0-0	0-0	0-0	0-0-0	0	0	0	0	0	0
at Villanova		dnp-cd									
VIRGINIA TECH	8	0-1	0-0	2-2	1-0-1	1	0	0	0	0	2
CLEMSON		dnp-cd									
at Virginia	1	0-0	0-0	0-0	0-0-0	0	0	0	0	0	0
at Georgia Tech		dnp-cd									
DUKE		dnp-cd									
WAKE FOREST		dnp-cd									
LONGWOOD	8	0-3	0-0	1-2	2-1-3	1	0	0	0	0	1
at Boston College		dnp-cd									
at Virginia Tech		dnp-cd									
NC STATE		dnp-cd									
FLORIDA STATE		dnp-cd									
at North Carolina		dnp-cd									
at Miami	5	0-0	0-0	0-1	0-0-0	1	0	0	0	1	0
VIRGINIA	10	0-1	0-0	0-0	2-0-2	0	2	2	0	0	0
vs. NC State (ACC)		dnp-cd									
vs. Duke (ACC)		dnp-cd									

*Starter

► PARKER Season/Career Highs

SEASON HIGHS	
POINTS	4 (3x) last vs. UNC Greensboro (12/8)
REBOUNDS	5 vs. UNC Greensboro (12/8)
FG MADE	2 (3x) last vs. UNC Greensboro (12/8)
FG ATT.	5 vs. UNC Greensboro (12/8)
3 FG MADE	0
3 FG ATT.	0
FT MADE	2 vs. Virginia Tech (1/20)
FT ATT.	3 vs. UNC Greensboro (12/8)
ASSISTS	2 (3x) last vs. Virginia (3/5)
BLOCKS	1 vs. UNC Greensboro (12/8)
STEALS	1 at Miami (3/2)
MINUTES	11 (2x) last vs. UNC Greensboro (12/8)

► PARKER Miscellaneous Stats

Category	Season	Last Time
Double-Figure Scoring	0	-
20-plus Points	0	-
5-plus Rebounds	1	5 vs. UNC Greensboro (12/8/10)
3-plus Blocks	0	-
Double-Doubles	0	-

► PARKER Career Statistics

Season	G-GS	MP-MPG	FG-FGA	PCT.	3FG-FGA	PCT.	FT-FTA	PCT.	OFF	DEF	REB	AVG	PF-DQ	AST	TO	BLK	STL	PTS	AVG
2010-11	13-0	80-6.2	7-20	.350	0-0	.000	3-10	.300	10	7	17	1.3	5-0	6	4	1	1	17	1.3

#12 Terrell STOGLIN

Guard • 6-1 • 185 • Sophomore • 1V • Tucson, Ariz. (Santa Rita HS)

► 2010-11 Season

- ATLANTIC COAST CONFERENCE ALL-FRESHMAN TEAM
- Scoring average rose from 9.0 to 11.4 over last 10 games (16.8 ppg).
- 4 games with 20 points or more in 5-game stretch (2/15/11 to 3/2/11).
- Averaged 11.5 ppg in his 15 starts (38x44, .864 FT).
- Hit UMD freshman lists in points (5th), FGA (7th), 3FG (6th), 3FGA (T5th), FT (6th), FTA (8th).
- Finished with 9 points (5-for-5 FT) with 4 rebounds and assist in 18 mins. vs. Florida Southern.
- Outstanding collegiate debut (11/8) with 15 points in 18 minutes off bench (9-9 FT), 5 assists.
- Had 3 steals, 2 assists, 2 points and board in win over College of Charleston (11/10).
- Hit 5 of 7 from floor with 2 steals to score 14 points in 14 minutes off bench vs. Maine (11/14).
- Had 9 points (3-6 FG) in 16 minutes vs. #4 Pittsburgh (11/18) at Madison Square Garden.
- Led Terps with 17 points (6-12 FG, 3-7 3FG) in 17 minutes vs. #13 Illinois (11/19).
- Hit a pair of 3-pointers in 14 minutes with season-high 3 boards in win vs. Elon (11/26).
- All 10 of his points came in 2nd half at Penn State (12/1)... Went 4-for-8 from floor... 2 assists.
- 12 of his 16 points after halftime vs. Temple (12/5)... 2-for-6 behind arc... Season-high 25 mins.
- Season-high 18 points (6-10 FG, 5-6 FT) with 3 assists in 19 minutes vs. UNCG (12/8).
- Had 14 points, 3 assists, 3 boards in 28 minutes off bench vs. Boston College (12/12).
- Hit 6 of 9 FG for 13 points in win over North Florida (12/29).
- Made first collegiate start on 1/4 vs. Colgate... Hads 12 points (4-8 FG, 3-5 3FG) with 4 assists.
- Season-high 8 assists with only 1 turnover at #7 Villanova (1/15)... previous best was 5 helpers.
- Scored 13 points (3-5 3FG) in 26 minutes vs. Clemson (1/22).
- Career-high 4 rebounds and went 7-7 FT for 13 points in win at Georgia Tech (1/30).
- 5 points, 5 assists and steal in 12 minutes off the bench in win vs. Wake Forest (2/5).
- 15 points in 18 minutes off the bench vs. Longwood (2/9)... 2-5 3FG with 4 assists.
- 9 of 14 points in 2nd half at BC (2/12) for back-to-back double-figure scoring games... 7 assists.
- Took career-high from 18 to 25 with team-high effort at Virginia Tech (2/15)... 10-for-10 at FT line (18th Terp ever to be perfect in game with at least 10 FTA)... Also 6 assists, 2 steals.
- ACC ROOKIE OF THE WEEK for 2/21 after back-to-back 25-point games... Went 8-14 FG, 9-10 FT en route to 25 points in win over NC State (2/20)... 9 assists were most by Terrapin this season... 34 minutes were season-high, previous was 28.
- Team-high 17 points (5-9 FG, 3-4 3FG) with 4 assists in 26-minute start vs. Florida State (2/23).
- ACC ROOKIE OF THE WEEK FOR 2ND STRAIGHT WEEK after 17 of 28 points in 2nd half at UNC (2/27) to lead Terps... 28 points most by Terp this year... 11-for-20 FG and 6-for-7 at FT line.
- Team-high 20 points (8-14 FG, 4-6 3FG) at Miami (3/2)... 4 treys tied most by Terp this year.

► Notables

- Ranked by ESPN.com as the 19th-best point guard in the 2010 recruiting class.
- Two-time Player of the Year in Tucson, graded at 93 by ESPN.com.
- Finished his career as the second-leading scorer in state history among big schools, behind only NBA star Mike Bibby.
- Averaged 29.4 points, 6.4 assists, 2.6 steals as a senior, shooting 54 percent from the floor, leading Santa Rita to Arizona 4A-II title... Scored 22 in title game after 27 in semis and 38 in first round.
- Averaged 27 points, seven assists as a junior.
- Good leader at the point guard position who is a prolific scorer at that spot.
- Good passer who sees the court well... Left-handed.
- Chose Maryland over Texas A&M, Georgia Tech, Arizona, UCLA and USC.
- Pronunciation is "tuh-RELL STOAG-lin".

► STOGLIN '10-11 Game-By-Game

OPPONENT	MIN	FG-A	3FG-A	FT-A	O-D-R	PF	A	TO	BLK	S	TP
SEATTLE UNIV.	18	3-7	0-0	9-9	0-1-1	2	5	4	0	2	15
COLL. OF CHARLESTON	8	1-2	0-0	0-1	0-1-1	1	2	3	0	3	2
MAINE	14	5-7	1-1	3-5	0-1-1	0	1	0	0	2	14
vs. Pittsburgh	16	3-6	1-2	2-3	1-0-1	0	0	1	0	0	9
vs. Illinois	17	6-12	3-7	2-3	0-1-1	2	0	0	1	2	17
DELAWARE STATE	15	0-5	0-2	0-0	0-1-1	3	2	1	0	0	0
ELON	14	2-5	2-4	0-0	0-3-3	1	1	2	0	0	6
at Penn State	18	4-8	1-1	1-1	0-2-2	2	2	1	0	0	10
vs. Temple	25	5-12	2-6	4-4	0-1-1	4	2	1	1	0	16
UNC GREENSBORO	19	6-10	1-3	5-6	0-0-0	0	3	4	0	1	18
BOSTON COLLEGE	28	6-17	1-5	1-3	2-1-3	1	3	0	0	0	14
NUIT	20	3-6	2-3	0-0	0-2-2	0	5	1	0	1	8
NORTH FLORIDA	22	6-9	0-1	1-1	0-0-0	1	2	4	0	1	13
COLGATE	21*	4-8	3-5	1-1	0-1-1	3	4	2	0	0	12
at Duke	24*	1-10	0-6	1-2	0-3-3	4	5	3	0	0	3
at Wake Forest	17*	1-9	0-4	0-0	0-0-0	3	3	3	0	2	2
at Villanova	25*	3-9	0-1	0-0	0-0-0	2	8	1	0	1	6
VIRGINIA TECH	15	1-2	1-2	0-0	0-0-0	1	0	2	0	0	3
CLEMSON	26*	3-6	3-5	4-4	0-0-0	0	2	4	0	0	13
at Virginia	19*	3-7	1-4	0-0	0-1-1	1	3	1	0	0	7
at Georgia Tech	28*	3-7	0-3	7-7	1-3-4	0	1	5	0	1	13
DUKE	19*	1-4	0-0	0-0	0-0-0	2	2	2	0	0	2
WAKE FOREST	12	2-3	0-1	1-2	0-0-0	3	5	2	0	1	5
LONGWOOD	18	6-10	2-5	1-1	0-0-0	1	4	2	0	1	15
at Boston College	24	5-7	1-2	3-5	1-1-2	2	7	3	1	0	14
at Virginia Tech	28	7-12	1-2	10-10	0-4-4	1	6	3	0	2	25
NC STATE	34*	8-14	0-0	9-10	1-0-1	2	9	1	0	1	25
FLORIDA STATE	26*	5-9	3-4	4-4	0-0-0	2	4	3	0	1	17
at North Carolina	32*	11-20	0-3	6-7	0-4-4	1	3	4	0	1	28
at Miami	27*	8-14	4-6	0-1	0-2-2	5	5	2	0	1	20
VIRGINIA	26*	4-10	0-2	1-1	0-1-1	4	2	2	0	0	9
vs. NC State (ACC)	28*	3-8	0-1	3-4	0-0-0	2	3	3	0	1	9
vs. Duke (ACC)	28*	2-10	0-1	2-3	2-1-3	1	4	5	0	0	6

*Starter

► STOGLIN Season/Career Highs

SEASON HIGHS	
POINTS	28 at North Carolina (2/27)
REBOUNDS	4 (2x) last at North Carolina (2/27)
FG MADE	11 at North Carolina (2/27)
FG ATT.	20 at North Carolina (2/27)
3 FG MADE	4 at Miami (3/2)
3 FG ATT.	7 vs. Illinois (11/19)
FT MADE	10 at Virginia Tech (2/15)
FT ATT.	10 (2x) last vs. NC State (2/20)
ASSISTS	9 vs. NC State (2/20)
BLOCKS	1 (3x) last at Boston College (2/12)
STEALS	3 vs. Charleston (11/10)
MINUTES	34 vs. NC State (2/20)

► STOGLIN Miscellaneous Stats

Category	Season	Last Time
Double-Figure Scoring	18	20 at Miami (3/2/11)
20-plus Points	4	20 at Miami (3/2/11)
5-plus Rebounds	0	-
5-plus Assists	9	5 at Miami (3/2/11)
3-plus Steals	1	3 vs. Charleston (11/10/10)
Double-Doubles	0	-

► STOGLIN Career Statistics

Season	G-GS	MP-MPG	FG-FGA	PCT.	3FG-FGA	PCT.	FT-FTA	PCT.	OFF	DEF	REB	AVG	PF-DQ	AST	TO	BLK	STL	PTS	AVG
2010-11	32-15	710-21.5	131-285	.460	33-92	.359	81-98	.827	8	35	43	1.3	57-1	108	75	3	25	376	11.4

#14 Sean MOSLEY

Guard • 6-4 • 210 • Senior • 3V • Baltimore, Md. (St. Frances Academy)

► 2010-11 Season

- Voted a co-captain for the season, along with fellow Baltimore native Dino Gregory.
- Led team in steals with 41... 1.57 spg over last 7 games... 14 games with at least 2 steals, including 5 of the last 7... At least 1 steal in 23 games.
- Had 16 points with 6 rebounds, 4 assists, 2 steals in exhibition win over Fla. Southern.
- Led Terps with 21 points (6-8 FG, 8-10 FT) with 4 boards, 4 assists vs. Seattle Univ. (11/8).
- Had season-high 6 boards with 3 assists, 7 points vs. #4 Pittsburgh (11/18) at MSG.
- Had 14 points, 5 assists in season-high 34 minutes vs. #13 Illinois (11/19).
- Season-high 7 rebounds with 10 points, 2 assists, steal, block in win over Elon (11/26).
- Hit pair of 3-ptrs en route to 10 points with 6 rebounds, 3 assists, 3 steals at Penn State.
- 3 steals, 3 assists with 7 points in 22 minutes vs. Boston College (12/12).
- All-around outing vs. NJIT (12/22) with 11 points (4-5 FG), 2 boards, 2 steals, 2 blocks.
- Second straight solid game with 15 points, 4 boards, 6 assists, 2 steals vs. North Florida.
- Had 3 steals, 3 assists, 5 boards, 6 points in win over Colgate (1/4).
- All 8 points vs. No. 1 Duke (1/9) came in 2nd half... Also 6 boards, 2 assists, 2 steals.
- Had 9 points, 3 boards, 3 assists in 20 minutes off bench vs. Clemson (1/22).
- 16 points (6-13 FG, 4-5 FT) with 4 boards, 3 assists, steal in win at Georgia Tech (1/30).
- 7 points, 4 rebounds, 4 assists, 2 steals in win vs. Wake Forest (2/5).
- Led team with 20 points (8-12 FG) vs. Longwood (2/9), also 5 boards, 2 assists, 3 steals.
- 10 points (5-12 FG) with 5 boards at Boston College (2/12).
- 10 points, 6 boards, 2 steals in 26 minutes off bench vs. NC State (2/20).
- 10 points (3-7 FG, 3-6 FT) with 3 rebounds, 3 assists, 2 steals vs. FSU (2/23).
- 8 points with 6 rebounds, 3 assists, 2 steals at UNC (2/27).
- 7 points with 4 boards, 2 assists, 2 steals at Miami (3/2)... 3rd straight game with 3FG.
- Had 7 points with 5 rebounds and steal in ACC Tourney win over NC State (3/10).

► 2009-10 Season

- SI.com's Seth Davis listed him as one of his "breakout sophomores".
- Only 55 turnovers with 84 assists (1.72 assist-turnover ratio).
- 2nd on team in rebounding at 5.1 rpg... 18 games with at least 5 rebounds.
- 26-for-27 FT (.963) in last 7 games... Finished 5th in ACC in FT% (.811).
- 2nd on team in steals after forcing 22 in last 15 games (1.47 spg).
- Improved career-high in assists from 4 to 10 vs. UNH (11/20)... Combined with 13 points, posted first double-double of his career (4-5 FG).
- Tied then-career-high with 19 points and set career-high with 8 boards in Maui opener vs. Cham-nade (11/23)... Went 8-for-13 from floor and added 3 assists.
- Had career-high 9 rebounds with 13 points (5-9 FG) in win at Indiana (12/1).
- First 20-point game of career came vs. #3 Villanova when he struck for game-high 26... Went 11-for-14 from floor, including 3-4 behind arc... also 5 boards, 2 assists, 2 steals and block.
- Missed Florida Atlantic game (12/27) with slightly sprained ankle.
- Career-high 13 boards (6-7-13) with 8 points at Wake Forest (1/12).
- Perfect shooting night vs. Longwood (8-8 FG, 1-1 3FG, 4-4 FT) with team-high 21 points.
- Career-highs in FT (8), FTA (13) en route to 13 points vs. NC State (1/23)... Also 7 rebs, 4 asts.
- Had 20 points (6-8 FG, 2-3 3FG, 6-7 FT) vs. Clemson (2/24)... Scored Terps' first 7 points and had a dozen by halftime... First 20-point game since Longwood, 3rd of the season.
- Back-to-back double-figure games with 17 points in 2OT win over Virginia Tech (2/27)... Also 7 rebounds, 4 assists... 4-for-4 from FT line in 2nd OT... Career-high 42 minutes.
- Scored 11 points on 3-for-10 shooting in win over #4 Duke (3/3).
- Went 8-for-8 at FT line at Virginia (3/6) on his way to 10 points... 4th straight in double figures.

► 2008-09 Season

- Played in all 35 Terrapin games as a true freshman, starting the last 15 straight.
- Averaged 6.0 points, 3.9 rebounds, 22.0 minutes in league play.
- Averged 7.2 points, 4.0 rebounds in 5 postseason games.
- Tied Dave Neal for 3rd on team in scoring at ACC Tourney with 8.7 ppg (.471 FG%).
- First start of collegiate career came 11/30 vs. #16 Georgetown... 4 pts, board, block in 28 mins.
- First double-figure game vs. Charlotte (1/3) with 11 points (4-6 FG, 2-2 3FG, 1-1 FT)... 5 boards.
- Led Terps in scoring for first time in career at #3/4 North Carolina (2/3) with 19 points... 7-for-7 FTs and 6-for-10 from floor... Also 4 assists.
- Scored in double figures with a dozen in ACC Quarters vs. #8 Wake (3/13)... Also 6 boards.

► Notables

- 2008 *Baltimore Sun* Player of the Year.
- Ranked the No. 8 shooting guard in the nation by Scout.com as a prep.
- 2008 Gatorade Player of the Year in state of Maryland.
- Second-leading scorer as high school player in state with 2,933 points.
- Averaged 24.2 points, 7.5 rebounds as a senior on Baltimore Catholic League champs.
- Majoring in American studies with a minor in leadership studies.

► MOSLEY Season/Career Highs

	SEASON HIGHS	CAREER HIGHS
POINTS	21 vs. Seattle Univ. (11/8)	26 vs. Villanova (12/6/09)
REBOUNDS	7 vs. Elon (11/26)	13 at Wake Forest (1/12/10)
FG MADE	8 vs. Longwood (2/9)	11 vs. Villanova (12/6/09)
FG ATT.	13 (2x) last at Georgia Tech (1/30)	14 vs. Villanova (12/6/09)
3 FG MADE	2 at Penn State (12/1)	3 vs. Villanova (12/6/09)
3 FG ATT.	3 (5x) last vs. Longwood (2/9)	4 vs. Villanova (12/6/09)
FT MADE	8 vs. Seattle Univ. (11/8)	8 (3x) last vs. Seattle Univ. (11/8/10)
FT ATT.	10 vs. Seattle Univ. (11/8)	13 vs. NC State (1/23/10)
ASSISTS	6 vs. North Florida (12/29)	10 vs. New Hampshire (11/20/09)
BLOCKS	2 vs. NJIT (12/22)	2 (3x) last vs. NJIT (12/22/10)
STEALS	3 (4x) last vs. Longwood (2/9)	4 (4x) last vs. Ga.Tech-ACCT (3/12/10)
MINUTES	34 vs. Illinois (11/19)	42 at Virginia Tech (2/27/10)

► MOSLEY Miscellaneous Stats

Category	Season	Career	Last Time
Double-Figure Scoring	11	34	10 vs. Florida State (2/23/11)
20-plus Points	2	5	20 vs. Longwood (2/9/11)
5-plus Rebounds	13	42	5 vs. NC State-ACCT (3/10/11)
5-plus Assists	2	3	6 vs. North Florida (12/29/10)
3-plus Steals	4	13	3 vs. Longwood (2/9/11)
Double-Doubles	0	1	13 pts-10 ast vs. New Hampshire (11/20/09)

► MOSLEY Career Statistics

Season	G-GS	MP-MPG	FG-FGA	PCT.	3FG-FGA	PCT.	FT-FTA	PCT.	OFF	DEF	REB	AVG	PF-DQ	AST	TO	BLK	STL	PTS	AVG
2008-09	35-16	686-19.6	61-165	.370	5- 21	.238	58- 82	.707	51	78	129	3.7	70-1	47	44	11	31	185	5.3
2009-10	32-32	885-27.7	112-220	.509	14- 36	.389	86-106	.811	61	102	163	5.1	76-1	84	55	12	45	324	10.1
2010-11	33-28	812-24.6	97-235	.413	14- 52	.269	59- 77	.766	42	84	126	3.8	85-4	71	63	9	41	267	8.1
Career	100-76	2383-23.8	270-620	.435	33-109	.303	203-265	.766	154	264	418	4.2	231-6	202	162	32	117	776	7.8

#14 Sean MOSLEY

Guard • 6-4 • 210 • Senior • 3V • Baltimore, Md. (St. Frances Academy)

► MOSLEY '10-11 Game-By-Game

OPPONENT	MIN	FG-A	3FG-A	FT-A	O-D-R	PF	A	TO	BLK	S	TP
SEATTLE UNIV.	*29	6-8	1-2	8-10	0-4-4	2	4	1	1	0	21
COLL. OF CHARLESTON	*29	1-5	0-0	1-2	0-2-2	2	4	3	1	1	3
MAINE	*16	0-4	0-2	0-0	1-4-5	5	0	3	0	0	0
vs. Pittsburgh	*32	3-9	0-3	1-3	1-5-6	4	3	0	1	1	7
vs. Illinois	*34	5-13	0-2	4-5	1-1-2	5	5	3	0	1	14
DELAWARE STATE	*26	2-6	0-1	2-2	2-2-4	0	1	6	0	0	6
ELON	*31	3-8	0-0	4-6	1-6-7	1	2	2	1	1	10
at Penn State	*28	3-5	2-3	2-3	1-5-6	3	3	3	0	3	10
vs. Temple	*19	2-6	0-1	0-0	0-2-2	2	1	2	0	1	4
UNC GREENSBORO	*21	3-6	0-1	0-0	3-1-4	1	4	4	0	0	6
BOSTON COLLEGE	*22	3-8	0-3	1-1	0-1-1	3	3	3	0	3	7
NJIT	*24	4-5	1-1	2-2	0-2-2	3	1	1	2	2	11
NORTH FLORIDA	*29	6-10	1-2	2-3	1-3-4	4	6	3	0	2	15
COLGATE	*25	3-8	0-2	0-0	2-3-5	0	3	1	1	3	6
at Duke	*25	3-8	0-0	2-2	3-3-6	3	2	2	0	2	8
at Wake Forest	*23	3-5	1-1	1-2	0-4-4	3	2	1	0	0	8
at Villanova	*18	3-5	0-1	0-0	1-1-2	3	1	2	0	1	6
VIRGINIA TECH	*23	2-9	0-1	2-2	3-2-5	4	0	4	0	1	6
CLEMSON	20	2-4	1-3	4-4	1-2-3	2	3	1	0	0	9
at Virginia	*24	0-3	0-0	0-0	0-5-5	2	1	1	0	1	0
at Georgia Tech	*28	6-13	0-2	4-5	0-4-4	3	3	1	0	2	16
DUKE	*18	1-5	0-1	4-4	1-0-1	2	0	1	0	0	6
WAKE FOREST	*25	2-6	1-1	2-2	2-2-4	2	4	0	0	2	7
LONGWOOD	*24	8-12	1-3	3-3	3-2-5	1	2	0	0	3	20
at Boston College	*32	5-12	0-3	0-0	3-2-5	3	2	3	0	0	10
at Virginia Tech	*21	2-2	0-0	0-0	0-1-1	5	2	2	0	0	4
NC STATE	26	3-7	0-1	4-4	1-5-6	1	0	2	0	2	10
FLORIDA STATE	*27	3-7	1-3	3-6	2-1-3	3	3	3	0	2	10
at North Carolina	*27	3-10	1-2	1-3	4-2-6	4	3	1	1	2	8
at Miami	*29	3-8	1-3	0-1	2-2-4	3	2	2	0	2	7
VIRGINIA	13	0-3	0-0	0-0	1-2-3	1	0	1	0	0	0
vs. NC State (ACC)	26	2-8	1-2	2-2	2-3-5	0	1	0	1	1	7
vs. Duke (ACC)	18	2-7	1-2	0-0	0-0-0	5	0	1	0	2	5

*Starter

► MOSLEY '09-10 Game-By-Game

OPPONENT	MIN	FG-A	3FG-A	FT-A	O-D-R	PF	A	TO	BLK	S	TP
CHARLESTON SO.	29*	7-9	1-2	0-0	0-5-5	2	4	0	0	1	15
FAIRFIELD	33*	4-7	0-1	5-6	2-5-7	0	2	0	1	4	13
NEW HAMPSHIRE	28*	4-5	0-0	5-6	0-1-1	1	10	0	0	3	13
vs. Chaminade (Maui)	27*	8-13	0-1	3-4	3-5-8	1	3	3	1	1	19
vs. Cincinnati (Maui)	32*	2-8	1-1	4-6	1-3-4	1	1	3	0	1	9
vs. Wisconsin (Maui)	30*	4-5	1-1	1-2	1-2-3	5	3	2	0	1	10
at Indiana	39*	5-9	0-1	3-4	2-7-9	3	3	4	0	1	13
vs. Villanova (BB&T)	37*	11-14	3-4	1-1	1-4-5	2	2	2	1	2	26
EASTERN KENTUCKY	34*	6-11	1-1	0-3	4-2-6	3	1	2	1	1	13
WINSTON-SALEM ST.	27*	3-6	0-1	6-6	0-4-4	2	3	0	2	0	12
FLORIDA ATLANTIC	dnp-inj										
WILLIAM & MARY	33*	5-10	0-3	2-2	5-3-8	4	3	2	1	0	12
at UNC Greensboro	14*	1-2	0-1	4-5	0-2-2	2	4	4	0	4	6
FLORIDA STATE	24*	2-4	0-1	2-2	3-2-5	3	4	1	0	0	6
at Wake Forest	36*	3-8	0-1	2-2	6-7-13	2	2	4	0	1	8
at Boston College	21*	2-4	0-0	2-2	2-4-6	3	1	2	1	2	6
LONGWOOD	20*	8-8	1-1	4-4	2-2-4	2	2	1	0	1	21
NC STATE	28*	2-8	1-2	8-13	3-4-7	2	4	1	0	0	13
MIAMI	25*	3-5	1-1	3-5	3-4-7	0	3	2	0	3	10
at Clemson	28*	3-8	0-0	2-2	2-3-5	4	1	3	1	4	8
at Florida State	24*	0-4	0-0	1-2	2-2-4	2	3	1	1	2	1
NORTH CAROLINA	21*	4-5	0-0	0-0	0-5-5	1	3	2	0	2	8
at Duke	24*	2-6	0-1	0-0	2-2-4	2	2	1	0	1	4
VIRGINIA	22*	0-3	0-0	0-0	1-3-4	4	2	2	0	2	0
at NC State	30*	1-6	0-0	2-2	2-4-6	3	1	0	2	0	4
GEORGIA TECH	26*	3-8	0-1	0-0	4-2-6	2	1	3	0	0	6
CLEMSON	29*	6-8	2-3	6-7	2-2-4	3	2	2	0	2	20
at Virginia Tech	42*	6-8	1-1	4-4	3-4-7	2	4	1	0	1	17
DUKE	33*	3-10	1-3	4-4	0-3-3	3	2	0	0	0	11
at Virginia	26*	1-3	0-0	8-8	1-1-2	3	2	1	0	0	10
vs. Georgia Tech (ACC)	29*	0-7	0-2	0-0	1-1-2	4	2	2	0	4	0
vs. Houston (NCAA)	20*	2-6	0-2	0-0	3-3-6	4	3	3	0	0	4
vs. Michigan State (NCAA)	14*	1-2	0-0	4-4	0-1-1	1	1	1	0	1	6

*Starter

► MOSLEY '08-09 Game-By-Game

OPPONENT	MIN	FG-A	3FG-A	FT-A	O-D-R	PF	A	TO	BLK	S	TP
BUCKNELL	17	1-5	0-1	1-2	1-3-4	0	4	1	0	0	3
YOUNGSTOWN STATE	10	2-5	0-0	2-4	1-3-4	2	1	2	0	0	6
VERMONT	4	0-1	0-0	0-0	0-1-1	0	0	2	0	0	0
vs. Michigan State	17	0-2	0-1	5-6	0-3-3	3	3	1	1	3	5
vs. Gonzaga	20	2-7	0-2	0-0	3-3-6	3	1	0	1	1	4
vs. Georgetown	28*	2-6	0-1	0-0	1-0-1	2	0	1	1	0	4
MICHIGAN	18	2-4	1-1	0-0	0-2-2	1	0	1	0	1	5
vs. George Washington	17	0-5	0-1	0-1	1-4-5	2	1	0	0	0	0
DELAWARE STATE	16	1-5	0-1	2-2	1-1-2	3	1	1	0	0	4
AMERICAN	14	0-2	0-0	1-2	1-2-3	4	0	1	1	0	1
BRYANT	9	1-2	0-0	0-1	0-2-2	2	1	2	0	0	2
ELON	16	2-4	0-0	2-2	1-4-5	2	0	1	1	0	6
CHARLOTTE	23	4-6	2-2	1-1	4-1-5	1	2	1	0	2	11
MORGAN STATE	15	1-5	0-1	0-0	1-2-3	1	0	2	0	1	2
GEORGIA TECH	25	3-7	0-1	4-5	1-3-4	3	1	2	0	3	10
at Miami	19	0-3	0-0	0-0	1-1-2	1	0	0	1	0	0
at Florida State	25	5-7	0-0	3-6	3-2-5	2	0	1	0	2	13
VIRGINIA	13	2-2	0-0	0-0	1-1-2	0	1	0	0	1	4
at Duke	23	1-7	1-2	1-2	2-3-5	3	2	1	1	1	4
BOSTON COLLEGE	16	4-4	0-0	2-2	2-2-4	2	2	3	0	1	10
MIAMI	29*	3-4	0-1	2-2	1-2-3	2	3	2	0	1	8
at North Carolina	29*	6-10	0-0	7-7	1-2-3	2	4	4	0	0	19
at Georgia Tech	34*	0-6	0-1	0-1	4-2-6	1	3	2	0	1	0
VIRGINIA TECH	31*	2-4	0-0	5-6	3-1-4	1	1	1	0	3	9
at Clemson	21*	1-7	0-1	3-4	4-3-7	2	3	2	0	1	5
NORTH CAROLINA	14*	0-2	0-0	0-0	2-2-4	2	2	1	0	0	0
DUKE	23*	2-7	0-0	0-0	0-3-3	5	0	1	1	0	4
at NC State	11*	1-4	0-0	0-1	0-2-2	2	0	2	0	2	2
WAKE FOREST	23*	2-6	0-0	2-2	2-3-5	1	3	0	0	2	6
at Virginia	16*	1-2	0-0	0-0	1-3-4	3	2	1	0	1	2
vs. NC State (ACC)	27*	2-5	0-0	2-4	0-3-3	2	2	1	0	1	6
vs. Wake Forest (ACC)	24*	4-6	1-1	3-4	1-5-6	3	1	0	0	0	12
vs. Duke (ACC)	25*	2-6	0-1	4-4	4-1-5	3	1	1	1	1	8
vs. California (NCAA)	15*	1-4	0-1	1-2	0-3-3	3	2	1	1	0	3
vs. Memphis (NCAA)	19*	1-3	0-0	5-9	3-0-3	1	0	2	1	2	7

*Starter

#21 Pe'Shon HOWARD

Guard • 6-3 • 195 • Sophomore • 1V • Los Angeles, Calif. (Oak Hill Academy)

► 2010-11 Season

- Strong, physical guard who played at high level at Oak Hill Academy.
- Competitor with excellent physical skills.
- 6th in ACC in assist-turnover ratio (1.89)... 4th in ACC in A/T ratio in league games (2.39).
- Finished with 5 assists and only 1 turnover in exhibition win over Florida Southern (11/1).
- Had 8 assists, 3 steals, 5 points, 3 boards in 24 minutes off bench in collegiate debut (11/8).
- Game-winning shot with 4.6 seconds left over Charleston (11/10)... Had 14 points, 4 assists.
- Finished with 3 boards and 4 assists in 13 minutes vs. Illinois (11/19).
- Had 8 points (3-4 FG), including 2 of 2 behind arc in win vs. Delaware State (11/23).
- Finished with 7 points, 3 rebounds in ACC/Big Ten win at Penn State (12/1).
- Had 6 points, 6 assists in 23 minutes off the bench at BB&T vs. Temple (12/5).
- First start as a collegian vs. NJIT (12/22) with 4 points (1-2 3FG), 2 steals in 17 minutes.
- 7 points (2-6 FG, 1-2 3FG) with 3 assists, 3 steals in 19 minutes vs. North Florida (12/29).
- Had 7 points, 3 rebounds, 4 assists and steal with 0 turnovers vs. Colgate (1/4).
- 5 points (2-2 FG, 1-1 3FG) with 3 assists at No.1 Duke (1/9).
- Had longest stint since 12/5 with 23 minutes in win at Wake (1/12)... 5 asts, 4 rebs, 3 steals.
- Had 4 points (1-4 3FG) with 3 assists, 2 steals at #7 Villanova (1/15).
- Best outing of ACC season with 9 points (4-5 FG), 3 boards, 4 assists, 2 steals at Virginia (1/27).
- 6 points (2-4 FG) with 2 assists, rebound in win at Georgia Tech (1/30).
- Season-high 32 minutes in start vs. Wake (2/5) with 9 pts, season-high-tying 8 asts, 1 turnover.
- 2nd game in double-figure scoring with 11 vs. Longwood (2/9)... 6 assists, 2 steals, 2-6 3FG.
- 4 treys at BC (2/12) tied most by Terp this year... Tied season-high with 14 points.
- 10 points (4-7 FG) with 4 assists, 0 turnovers at Virginia Tech (2/15).
- Season-high 6 rebounds with 2 points, 2 assists at Miami (3/2).
- Had 6 assists with 4 points and 2 boards vs. Virginia (3/5).
- Averaged 8.5 ppg in just 15.0 mpg in two ACC Tournament games in Greensboro.
- Scored 10 points (3-3 FG, 3FG, 3-4 FT) in 16 minutes vs. #5 Duke in quarters (3/11).

► Notables

- Averaged 14 points, 5.5 assists, 3.0 steals as a senior, leading Warriors to 29-4 record.
- Had 10 3-pointers in an early game at Winston-Salem (N.C.) Prep.
- Ranked 39th among shooting guards nationally by ESPN.com.
- Oak Hill was 40-1 during his junior season.
- Chose Maryland over UCLA, Virginia, Georgia Tech and USF.
- Strong student, has been regular on honor roll.
- Majoring in communications.
- Pronunciation is "PEE-shon".

► HOWARD '10-11 Game-By-Game

OPPONENT	MIN	FG-A	3FG-A	FT-A	O-D-R	PF	A	TO	BLK	S	TP
SEATTLE UNIV.	24	2-4	0-1	1-2	0-3-3	2	8	3	0	3	5
COLL. OF CHARLESTON	24	6-7	1-1	1-5	0-1-1	1	4	3	0	2	14
MAINE	17	2-5	1-3	0-0	0-0-0	3	0	2	0	0	5
vs. Pittsburgh	11	1-2	0-1	2-2	1-0-1	3	0	2	0	0	4
vs. Illinois	13	0-5	0-4	0-0	1-2-3	3	4	3	0	0	0
DELAWARE STATE	21	3-4	2-2	0-0	1-1-2	2	2	1	0	0	8
ELON	10	0-1	0-1	0-0	0-0-0	0	1	0	0	0	0
at Penn State	19	2-4	1-2	2-2	1-2-3	0	1	3	1	1	7
vs. Temple	23	3-5	0-0	0-2	0-2-2	1	6	2	0	0	6
UNC GREENSBORO	19	0-3	0-1	0-0	0-0-0	1	2	1	0	0	0
BOSTON COLLEGE	19	0-1	0-1	0-0	0-2-2	1	3	2	0	0	0
NJIT	17*	1-2	1-2	1-2	0-0-0	1	4	2	0	2	4
NORTH FLORIDA	19*	2-6	1-2	2-2	0-2-2	0	3	1	0	3	7
COLGATE	16	3-7	1-3	0-0	1-2-3	0	4	0	0	1	7
at Duke	10	2-2	1-1	0-0	0-0-0	3	3	4	0	0	5
at Wake Forest	23	1-3	0-2	0-0	0-4-4	1	5	0	0	3	2
at Villanova	15	1-4	1-4	1-2	1-0-1	1	3	3	0	2	4
VIRGINIA TECH	19*	0-5	0-3	0-0	0-2-2	0	2	3	0	0	0
CLEMSON	9	0-1	0-0	0-0	0-0-0	1	1	1	1	0	0
at Virginia	21	4-5	1-1	0-0	0-3-3	2	4	0	0	2	9
at Georgia Tech	16	2-4	0-0	2-2	0-1-1	1	2	3	0	1	6
DUKE	19	0-3	0-1	0-0	0-0-0	2	4	0	0	1	0
WAKE FOREST	32*	3-10	2-4	1-2	0-2-2	1	8	1	0	1	9
LONGWOOD	22*	4-8	2-6	1-3	1-1-2	1	6	2	0	2	11
at Boston College	26*	5-10	4-5	0-1	0-0-0	1	3	1	0	0	14
at Virginia Tech	30*	4-7	1-4	1-1	0-3-3	2	4	0	0	0	10
NC STATE	20*	1-1	0-0	2-2	0-1-1	2	2	2	0	1	4
FLORIDA STATE	21	2-3	2-3	3-4	1-1-2	1	4	1	1	0	9
at North Carolina	15	0-4	0-3	4-4	0-3-3	0	2	1	0	0	4
at Miami	14	0-4	0-1	2-2	0-6-6	2	2	2	0	0	2
VIRGINIA	18	1-5	0-0	2-2	0-2-2	1	6	2	0	0	4
vs. NC State (ACC)	14	2-4	0-1	3-4	0-2-2	0	2	3	0	1	7
vs. Duke (ACC)	16	3-3	1-1	3-4	0-1-1	2	1	2	0	0	10

*Starter

► HOWARD Season Highs

SEASON HIGHS	
POINTS	14 (2x) last at Boston College (2/12)
REBOUNDS	6 at Miami (3/2)
FG MADE	6 vs. Charleston (11/10)
FG ATT.	10 (2x) last at Boston College (2/12)
3 FG MADE	4 at Boston College (2/12)
3 FG ATT.	6 vs. Longwood (2/9)
FT MADE	4 at North Carolina (2/27)
FT ATT.	5 vs. Charleston (11/10)
ASSISTS	8 (2x) last vs. Wake Forest (2/5)
BLOCKS	1 (3x) last vs. Florida State (2/23)
STEALS	3 (3x) last at Wake Forest (1/12)
MINUTES	32 vs. Wake Forest (2/5)

► HOWARD Miscellaneous Stats

Category	Season	Last Time
Double-Figure Scoring	5	10 vs. Duke-ACCT (3/11/11)
20-plus Points	0	-
5-plus Rebounds	1	6 at Miami (3/2/11)
5-plus Assists	6	6 vs. Virginia (3/5/11)
3-plus Steals	3	3 at Wake Forest (1/12/11)
Double-Doubles	0	-

► HOWARD Career Statistics

Season	G-GS	MP-MPG	FG-FGA	PCT.	3FG-FGA	PCT.	FT-FTA	PCT.	OFF	DEF	REB	AVG	PF-DQ	AST	TO	BLK	STL	PTS	AVG
2010-11	33-8	612-18.5	60-142	.423	23-64	.359	34-50	.680	8	49	57	1.7	42-0	106	56	3	26	177	5.4

#30 Ashton PANKEY

Forward • 6-9 • 220 • R-Freshman • RS • Bronx, N.Y. (St. Anthony HS)

► 2010-11 Season

- Long big man with strength to be effective reserve on the front line.
- Recovering from serious leg injury that kept him out of action as a senior.
- Had 5 points, 5 rebounds in only 10 minutes in exhibition win over Florida Southern (11/1).
- Had season-ending surgery on left leg during holiday break.

► Notables

- Played for Hall of Fame coach Bob Hurley at St. Anthony HS.
- Three-star prospect by Rivals.com and Scout.com.
- Rated as No. 36 power forward in nation by Scout.com.
- Averaged 10 points, three blocks per game as a junior.
- Transferred to St. Anthony from Archbishop Molloy after 2008 season.
- Chose Maryland over Miami, St. John's and Oregon State among others.
- Majoring in communications.
- Lists his best basketball moment as his first dunk, which came in the seventh grade.

► PANKEY '10-11 Game-By-Game

OPPONENT	MIN	FG-A	3FG-A	FT-A	O-D-R	PF	A	TO	BLK	S	TP
SEATTLE UNIV.	3	0-0	0-0	0-0	0-0-0	0	0	0	0	0	0
COLL. OF CHARLESTON		dnp-inj									
MAINE		dnp-inj									
vs. Pittsburgh		dnp-inj									
vs. Illinois		dnp-inj									
DELAWARE STATE		dnp-inj									
ELON		dnp-inj									
at Penn State		dnp-inj									
vs. Temple		dnp-inj									
UNC GREENSBORO		dnp-inj									
BOSTON COLLEGE		dnp-inj									
NJIT		dnp-inj									
NORTH FLORIDA		dnp-inj									
COLGATE		dnp-inj									
at Duke		dnp-inj									
at Wake Forest		dnp-inj									
at Villanova		dnp-inj									
VIRGINIA TECH		dnp-inj									
CLEMSON		dnp-inj									
at Virginia		dnp-inj									
at Georgia Tech		dnp-inj									
DUKE		dnp-inj									
WAKE FOREST		dnp-inj									
LONGWOOD		dnp-inj									
at Boston College		dnp-inj									
at Virginia Tech		dnp-inj									
NC STATE		dnp-inj									
FLORIDA STATE		dnp-inj									
at North Carolina		dnp-inj									
at Miami		dnp-inj									
VIRGINIA		dnp-inj									
vs. NC State (ACC)		dnp-inj									
vs. Duke (ACC)		dnp-inj									

*Starter

► PANKEY Season/Career Highs

SEASON HIGHS	
POINTS	0
REBOUNDS	0
FG MADE	0
FG ATT.	0
3 FG MADE	0
3 FG ATT.	0
FT MADE	0
FT ATT.	0
ASSISTS	0
BLOCKS	0
STEALS	0
MINUTES	3 vs. Seattle Univ. (11/8)

► PANKEY Miscellaneous Stats

Category	Season	Last Time
Double-Figure Scoring	0	-
20-plus Points	0	-
5-plus Rebounds	0	-
3-plus Blocks	0	-
Double-Doubles	0	-

► PANKEY Career Statistics

Season	G-GS	MP-MPG	FG-FGA	PCT.	3FG-FGA	PCT.	FT-FTA	PCT.	OFF	DEF	REB	AVG	PF-DQ	AST	TO	BLK	STL	PTS	AVG
2010-11	1-0	3-3.0	0-0	.000	0-0	.000	0-0	.000	0	0	0	0.0	0-0	0	0	0	0	0	0.0

#35 James PADGETT

Forward • 6-8 • 225 • Junior • 2V • Brooklyn, N.Y. (Lincoln)

► 2010-11 Season

- Has improved his offensive game in the off-season.
- 30 of his 59 rebounds (51%) this season have been on offensive glass.
- Had 5 points, 5 rebounds in exhibition win over Florida Southern (11/1).
- Went 2-for-3 from floor for 5 points in 11 minutes in opener vs. Seattle Univ. (11/8).
- Had 4 points on 2-for-3 shooting in 4-minute stint in win over College of Charleston (11/10)
- Had 5 points, 3 rebounds in win over Maine (11/14) in 16-minute appearance.
- Season-high 6 points (3-5 FG) vs. #13 Illinois (11/19) in 11 minutes.
- 4 points, 2 boards in 7 minutes in win over Delaware State (11/23).
- Season-high 5 boards with 4 points, 2 blocks in win over Elon (11/26).
- Season-high 18 minutes in win at Penn State (12/1)... All 6 points came in 1st half.
- Season-high 8 points, including 6 in 9-minute stint during 2nd half vs. Temple (12/5).
- Career-high 9 rebounds with 6 points in win over UNC Greensboro (12/8).
- Tied career-high 10 points (7 in 1st half) on 3-3 FG, 4-6 FT vs. NJIT (12/22).
- 8 points vs. Virginia Tech (1/20) were his most in an ACC game... 3-5 FG w/block, board.
- 5 points (2-3 FG) with rebound in 8 minutes off bench vs. #5 Duke (2/2).
- 4 points with 2 rebounds and steal in 11 minutes off bench at North Carolina (2/27).
- Had 6 points with 7 boards in 13 minutes off the bench vs. NC State in ACC Tourney (3/10).

► 2009-10 Season

- Good finisher around the basket... Hard to guard due to his athletic ability.
- 30 of his 78 boards have been at the offensive end.
- Starter at forward for Terps in exhibition win over IUP (11/3)... Had 8 pts (4-5 FG), 4 reb, 2 blks.
- Solid collegiate debut with 10 points, 8 rebounds in win over Charleston Southern (11/13).
- Finished with 7 boards, 6 points in win over Fairfield (11/17).
- Had 7 points with 2 boards and block in 13 minutes vs. Winston-Salem State (12/22).
- Posted 5 points (2-3 FG) with 4 rebounds in 10 minutes in win at UNC Greensboro (1/3).
- Had 4 rebounds, 4 points in 10 minutes in win over #18/19 Florida State (1/10).
- Solid outing vs. Longwood (1/19)... 10 points (4-4 FG) with 7 boards, 2 blocks in 20 minutes.
- Longest ACC stint of year with 13 minutes in win over UVa (2/15)... Finished with 4 points.
- Had 3 rebounds and bucket in 6-minute stint in win over Clemson (2/24).

► Notables

- Four-star prospect as rated by Scout.com, which had him ranked 21st in nation as center.
- Helped Lincoln HS squad win unprecedented fourth straight New York City championship.
- Had 17 points, 14 rebounds in final as Lincoln beat JFK 78-56 at Madison Square Garden.
- Averaged 15 points, 10 rebounds before ankle injury in December of senior year.
- MVP of the Charm City Challenge after scoring 22 points on 11-for-13 shooting.
- Majoring in family science.

► PADGETT Season/Career Highs

	SEASON HIGHS	CAREER HIGHS
POINTS	10 vs. NJIT (12/22)	10 (3x) last vs. NJIT (12/22/10)
REBOUNDS	9 vs. UNC Greensboro (12/8)	9 vs. UNC Greensboro (12/8/10)
FG MADE	4 vs. Temple (12/5)	5 vs. Charleston Southern (11/13/09)
FG ATT.	8 vs. Elon (11/26)	10 vs. Charleston Southern (11/13/09)
3 FG MADE	0	0
3 FG ATT.	0	0
FT MADE	4 vs. NJIT (12/22)	4 vs. NJIT (12/22/10)
FT ATT.	6 (2x) last vs. NJIT (12/22)	6 (4x) last vs. NJIT (12/22/10)
ASSISTS	0	1 (5x) last at UNC Greensboro (1/3/10)
BLOCKS	2 vs. Elon (11/26)	2 (3x) last vs. Elon (11/26/10)
STEALS	1 (4x) last at North Carolina (2/27)	2 vs. Chaminade (11/23/09)
MINUTES	19 vs. UNC Greensboro (12/8)	21 vs. Fairfield (11/17/09)

► PADGETT Miscellaneous Stats

Category	Season	Career	Last Time
Double-Figure Scoring	1	3	10 vs. NJIT (12/22/10)
20-plus Points	0	0	-
5-plus Rebounds	4	9	7 vs. NC State-ACCT (3/10/11)
3-plus Blocks	0	0	-
Double-Doubles	0	0	-

► PADGETT Career Statistics

Season	G-GS	MP-MPG	FG-FGA	PCT.	3FG-FGA	PCT.	FT-FTA	PCT.	OFF	DEF	REB	AVG	PF-DQ	AST	TO	BLK	STL	PTS	AVG
2009-10	28-0	267-9.5	35- 68	.515	0-0	.000	15-36	.417	30	48	78	2.8	21-0	5	9	9	6	85	3.0
2010-11	31-0	271-8.7	38- 80	.475	0-0	.000	26-52	.500	30	29	59	1.9	27-0	0	15	7	5	102	3.3
Career	59-0	538-9.1	73-148	.493	0-0	.000	41-88	.466	60	77	137	2.3	48-0	5	24	16	11	187	3.2

#35 James PADGETT

Forward • 6-8 • 225 • Junior • 2V • Brooklyn, N.Y. (Lincoln)

► PADGETT '10-11 Game-By-Game

OPPONENT	MIN	FG-A	3FG-A	FT-A	O-D-R	PF	A	TO	BLK	S	TP
SEATTLE UNIV.	11	2-3	0-0	1-2	1-0-1	1	0	2	1	0	5
COLL. OF CHARLESTON	4	2-3	0-0	0-0	1-0-1	1	0	1	0	0	4
MAINE	16	1-2	0-0	3-6	2-1-3	2	0	0	0	0	5
vs. Pittsburgh	10	0-1	0-0	0-5	1-0-1	2	0	0	1	0	0
vs. Illinois	11	3-5	0-0	0-1	1-0-1	2	0	1	0	0	6
DELAWARE STATE	7	1-3	0-0	2-2	2-0-2	0	0	0	0	0	4
ELON	14	2-8	0-0	0-1	3-2-5	1	0	2	2	0	4
at Penn State	18	2-4	0-0	2-3	1-0-1	0	0	0	0	1	6
vs. Temple	14	4-6	0-0	0-0	2-1-3	0	0	0	0	0	8
UNC GREENSBORO	19	2-5	0-0	2-5	5-4-9	0	0	0	0	1	6
BOSTON COLLEGE	4	0-0	0-0	0-0	0-0-0	0	0	0	0	0	0
NJIT	13	3-3	0-0	4-6	0-1-1	1	0	0	0	0	10
NORTH FLORIDA	15	1-2	0-0	2-2	0-2-2	2	0	2	1	0	4
COLGATE	8	1-1	0-0	1-1	1-3-4	0	0	1	0	0	3
at Duke	4	1-2	0-0	0-0	0-0-0	0	0	1	0	0	2
at Wake Forest	11	2-4	0-0	0-4	3-2-5	0	0	0	1	1	4
at Villanova		dnp-cd									
VIRGINIA TECH	15	3-5	0-0	2-3	0-1-1	1	0	0	1	0	8
CLEMSON	5	0-0	0-0	1-2	0-1-1	1	0	0	0	0	1
at Virginia	2	0-0	0-0	1-2	0-1-1	1	0	0	0	0	2
at Georgia Tech	2	0-0	0-0	0-0	0-0-0	0	0	0	0	0	0
DUKE	8	2-3	0-0	1-1	1-0-1	2	0	0	0	0	5
WAKE FOREST	4	0-1	0-0	0-0	1-0-1	0	0	0	0	0	0
LONGWOOD	10	1-3	0-0	0-1	1-2-3	0	0	0	0	0	2
at Boston College	0+	0-2	0-0	0-0	1-0-1	0	0	0	0	0	0
at Virginia Tech	3	0-0	0-0	0-0	0-0-0	0	0	0	0	0	0
NC STATE	5	0-1	0-0	0-0	0-0-0	0	0	0	0	0	0
FLORIDA STATE	7	1-3	0-0	0-0	1-0-1	1	0	1	0	0	2
at North Carolina	11	1-3	0-0	2-2	0-2-2	3	0	2	0	1	4
at Miami	2	0-1	0-0	0-0	1-0-1	0	0	0	0	0	0
VIRGINIA		dnp-cd									
vs. NC State (ACC)	13	2-3	0-0	2-3	1-6-7	3	0	1	0	1	6
vs. Duke (ACC)	5	1-3	0-0	0-0	0-0-0	2	0	1	0	0	2

*Starter

► PADGETT '09-10 Game-By-Game

OPPONENT	MIN	FG-A	3FG-A	FT-A	O-D-R	PF	A	TO	BLK	S	TP
CHARLESTON SO.	18	5-10	0-0	0-0	5-3-8	2	1	1	2	0	10
FAIRFIELD	21	3-9	0-0	0-0	4-3-7	1	0	1	1	0	6
NEW HAMPSHIRE	17	2-5	0-0	2-6	1-2-3	2	1	0	1	1	6
vs. Chaminade (Maui)	18	4-7	0-0	0-1	2-4-6	2	0	0	0	2	8
vs. Cincinnati (Maui)	17	4-6	0-0	1-5	2-3-5	2	0	1	0	0	9
vs. Wisconsin (Maui)	19	3-4	0-0	0-0	2-2-4	1	1	0	0	0	6
at Indiana	11	0-0	0-0	0-0	0-3-3	3	1	0	1	1	0
vs. Villanova (BB&T)	10	0-0	0-0	0-0	0-2-2	0	0	2	0	0	0
EASTERN KENTUCKY		dnp-cd									
WINSTON-SALEM ST.	13	2-4	0-0	3-4	2-0-2	2	0	1	0	1	7
FLORIDA ATLANTIC	6	0-0	0-0	0-2	0-3-3	0	0	0	1	0	0
WILLIAM & MARY	3	0-0	0-0	0-0	0-1-1	0	0	0	0	0	0
at UNC Greensboro	10	2-3	0-0	1-1	1-3-4	0	1	0	0	0	5
FLORIDA STATE	10	1-2	0-0	2-2	1-3-4	0	0	0	0	0	4
at Wake Forest	7	0-2	0-0	0-0	1-0-1	0	0	0	0	1	0
at Boston College	4	0-0	0-0	0-0	0-0-0	0	0	0	0	0	0
LONGWOOD	20	4-4	0-0	2-6	2-5-7	0	0	2	2	0	10
NC STATE	3	0-1	0-0	0-2	0-2-2	0	0	0	0	0	0
MIAMI	8	0-0	0-0	2-2	1-2-3	2	0	0	0	0	2
at Clemson		dnp-cd									
at Florida State	1	0-1	0-0	1-2	1-0-1	0	0	0	0	0	1
NORTH CAROLINA	7	0-2	0-0	1-2	1-1-2	0	0	0	0	0	1
at Duke	8	1-1	0-0	0-0	1-2-3	1	0	0	0	0	2
VIRGINIA	13	2-5	0-0	0-1	1-0-1	2	0	0	0	0	4
at NC State	2	0-0	0-0	0-0	0-0-0	0	0	0	0	0	0
GEORGIA TECH	4	0-0	0-0	0-0	0-0-0	0	0	0	0	0	0
CLEMSON	6	1-1	0-0	0-0	1-2-3	0	0	0	1	0	2
at Virginia Tech	3	1-1	0-0	0-0	0-0-0	1	0	0	0	0	2
DUKE	5	0-0	0-0	0-0	0-1-1	0	0	1	0	0	0
at Virginia		dnp-cd									
vs. Georgia Tech (ACC)	3	0-0	0-0	0-0	1-1-2	0	0	0	0	0	0
vs. Houston (NCAA)		dnp-cd									
vs. Michigan State (NCAA)		dnp-cd									

*Starter

#4 Jacob SUSSKIND

Guard • 6-5 • 180 • Freshman • HS
West Orange, N.J. (Golda Och Academy)

BEFORE MARYLAND - First team all-state prep selection as a senior at Golda Och Academy (formerly named Solomon Schechter Day School)... Had season-ending knee injury during his senior season... Fell just short of 1,000 career points despite missing senior year... Listed as a Top-50 Player to Watch prior to his final season by the Newark Star-Ledger... Averaged 15 points, nine boards, seven assists as a junior... Averaged 18-9-6 as a sophomore for the Roadrunners.

PERSONAL - Son of Jeff and Shari-Beth Susskind... Has two younger brothers, Ben and Noah... Earned a 3.5 GPA... High school coach was Sandy Pyonin.

#13 Arnold RICHMOND

Guard • 5-11 • 175 • Freshman • HS
Suitland, Md. (Crossland HS)

BEFORE MARYLAND - First team All-Prince Georges' County as a senior for Crossland HS... Team MVP as both a senior and junior... Scored 18 ppg as a senior, 18.1 ppg as a junior and 12.0 ppg as a sophomore for the Cavaliers... Graduated with 3.6 GPA... Had four different coaches in four seasons at Crossland... Named Student of the Year his senior year... Member of honor roll all four years and was inducted into the academic hall of fame... Member of Principal's leadership team.

PERSONAL - Born in Suitland, Md... Son of Erica Jerdine and Arnold Richmond... Oldest of three siblings (Shalynn and Amiyah)... Undecided as of yet on a major... Left-handed shooter... Says being part of the Maryland basketball team is the most interesting thing he's accomplished yet... Worked on his stamina and conditioning in the off-season... Biggest sports thrill is a game in which he scored 39 points and dished 12 assists... Sports hero is Kevin Durant, but pretended to be Kobe Bryant while growing up... Likes chicken alfredo before games... Non-sports hero is his father.

#5 Nick FAUST

Guard • 6-6 • 175 • Freshman • HS
Baltimore, Md. (Baltimore City College HS)

BEFORE MARYLAND - Four-star prospect who graded at 95 by ESPN.com... Rated 12th at shooting guard and 36th overall nationally by ESPN... Rated 10th nationally among shooting guards by Rivals.com... Led City to two straight Maryland Class 2A state titles... First team All-Metro by *The Baltimore Sun*... Averaged 22 points and 6.5 rebounds as a senior for the Knights... Averaged 19.7 points and 5.3 rebounds as a junior... Possesses a "sly athleticism" according to ESPN.com... Also considered Oregon State, Florida State, Marquette and Villanova.

PERSONAL - Born in Baltimore... Parents are Anthony and Lisa Faust... Undecided as of yet on a major... Sports hero is Kobe Bryant... Enjoys chicken as a pregame meal... Listens to music before every game... Advice to youngsters is to "keep working."

#15 Spencer BARKS

Forward • 6-9 • 225 • Freshman • HS
Poolesville, Md. (St. Albans HS)

BEFORE MARYLAND - Two-time All-Interstate Athletic Conference selection at St. Albans, where he graduated in 2011... Played for former Terrapin guard Duane Simpkins... Averaged 11 points and 10 rebounds as a senior after posting 9 and 6 averages for the Bulldogs as a junior... Earned all-tourney in four events, including the IAC tourney and the Puerto Rico Classic...

Also participated in rowing for St. Albans.. Bulldogs were two-time Virginia State Champions and twice named the All-Met Boat of the Year... St. Albans crew earned the Stotesbury Cup Regatta gold medal.

PERSONAL - Born in Hamburg, Germany... Parents are Duncan Ray and Tina Barks... Has older siblings who are twins, Sarah and Adah... Majoring in social and behavioral studies... This summer, worked on his core abilities, as well as his strength and conditioning... Pretended to be Shaquille O'Neal as a kid... Sports hero is Jesse Owens... Thinks Owen Wilson should play him in a movie about his life... Advice to youngsters is "never look back unless you're planning to go that way."

#22 Jon DILLARD

Guard • 5-11 • 165 • Senior • HS
Yorktown, Va. (Tabb HS)

BEFORE MARYLAND - Member of the men's basketball club team at Maryland for three seasons... Attended Tabb HS in Yorktown, Va., graduating in 2008... Second-team all-district player for the Tigers, who won the district title... All-tourney pick at the Bay Rivers Holiday event... Played three seasons for coach Doug Baggett.

PERSONAL - Born in Wichita, Kan... Son of James and T.J. Dillard... Father is retired from the Air Force... Majoring in kinesiology at Maryland... Nickname is J.D... If he could change anything about his sport he'd lower the hoop to nine feet so he could dunk... Sports hero is Albert Pujols... Worked on ball-handling and shooting in the off-season... Hopes to attend physical therapy school... Says the toughest thing about being a student-athlete is time management.

#24 Jonathan THOMAS

Guard • 6-2 • 190 • Junior • HS
Frederick, Md. (Tuscarora HS)

BEFORE MARYLAND - Earned Player of the Year honors from *Fredrick News-Post* after helping Titans to Monocacy Valley Athletic League title in 2009... Led MVAL in 3-pointers made for team that went 22-5... Also earned honorable mention All-Met and first team All-Gazette honors... Led team in 3-point percentage, steals and rebounds for coach Dan Wagner... Played in 2007 and 2008 for Towson Catholic HS, where his teams were a combined 59-12 and won two MIAA titles for coach Josh Pratt.

PERSONAL - Born in Rockville, Md... Son of Charles and Jeanice Thomas... Father is an engineer and mother is a chemist... Dean's List student at Maryland, majoring in mechanical engineering with a minor in mathematics... Hoping to become a mechanical engineer... Lists making this team as the most interesting thing he's accomplished... Playing sports as a kid he pretended to be his sports hero Michael Jordan... Would cast Denzel Washington in a movie of his life... Non-sports heroes are his parents... Likes to watch old Michael Jordan videos before games.

#23 John AUSLANDER

Forward • 6-7 • 225 • Sophomore • TR
Herndon, Va. (Greensboro Coll./Herndon HS)

BEFORE MARYLAND - Sat out the 2010-11 season as a transfer while attending Maryland... Transferred from Greensboro College, where he played one season for the Pride, which plays in the NCAA Division III USA South Conference... Averaged 1.4 points, 1.0 rebounds, 7.4 minutes in 25 games for Greensboro College... MVP of the basketball team in 2008-09 at West Nottingham Academy... Played for head coach Chris Whelan at Herndon HS, graduating in 2008... Earned 3.5 GPA at Herndon.

PERSONAL - Son of Christine and Bill Auslander... Majoring in environmental science and policy... Oldest of four children... Siblings are Chris, Kent and Kevin... Worked on his strength and quickness in the off-season... Pretended to be Larry Bird while playing sports as a kid... Non-sports hero is his father... Thinks Liam Neeson should be cast in a movie about his life... Suggests to youngsters to be enthusiastic and persevere.

#25 Alex LEN

Center • 7-1 • 225 • Freshman • HS
Antratsit, Ukraine (Dnipropetrovsk Higher Coll.)

BEFORE MARYLAND - A standout player for the Ukraine national team at the U-18 European Championships in 2010... Averaged 16.0 points, 11.4 rebounds and 4.3 blocks in nine games in the tournament... Nearly posted a triple-double in a game against Germany with 20 points, 17 rebounds and nine blocks.

Following that tournament, the blog Europeanprospects.com said of Len: "Next to his great length, Len is really athletic and can run the court like a forward... He can play above the rim and uses this on both ends of the court... With the right practice and playing minutes on the next level, Len can really develop into an interesting player in the future."

TURGEON ON LEN - "We are very excited about the addition of Alex to our basketball team. To be able to add a player with his ability so late in the recruiting calendar is good for us. We're fortunate that, prior to our arrival, Alex was being recruited to Maryland. For him to reach this point is a testament to his great family support and his character. I'm looking forward to working with Alex and helping him reach his potential as a player and a person."

2010-11 Season RESULTS

RECORD:	OVERALL	HOME	AWAY	NEUTRAL
ALL GAMES	19-14	14-4	4-6	1-4
ACC GAMES	7-9	4-4	3-5	0-0
NON-CONFERENCE	12-5	10-0	1-1	1-4

DATE	TIME	MD RANK	OPPONENT	OPP RANK	RESULT	ATTEND	HIGH POINTS	HIGH REBS	HIGH ASTS
11/08/10	8:00 p.m.	[--/rv]	@ SEATTLE UNIV.	--	W, 105-76	13,427	Mosley (21)	Williams (15)	Howard (8)
11/10/10	7:00 p.m.	[--/rv]	@ COLL. OF CHARLESTON	--	W, 75-74	13,708	Williams (26)	Williams (15)	Mosley (4) Howard (4)
11/14/10	2:00 p.m.	[--/rv]	MAINE	--	W, 89-59	13,041	Williams (20)	Williams (11)	Bowie (5)
11/18/10	7:00 p.m.	[rv/rv]	# vs. Pittsburgh	[5/4]	L, 70-79	12,210	Tucker (17)	Williams (8)	Tucker (5)
11/19/10	5:00 p.m.	[rv/rv]	# vs. Illinois	[13/16]	L, 76-80	11,723	Stoglin (17)	Williams (13)	Mosley (5)
11/23/10	8:00 p.m.	--	DELAWARE STATE	--	W, 72-54	12,178	Tucker (15)	Williams (8) Gregory (8)	Bowie (3) Gregory (3)
11/26/10	8:00 p.m.	--	ELON	--	W, 76-57	12,069	Williams (24)	Williams (13)	Bowie (7)
12/01/10	9:15 p.m.	--	\$ at Penn State	--	W, 62-39	9,078	Williams (15)	Williams (11)	Bowie (6)
12/05/10	8:00 p.m.	--	% vs. Temple	[--/rv]	L, 61-64	10,227	Williams (17)	Williams (11)	Howard (6)
12/08/10	7:30 p.m.	--	UNC GREENSBORO	--	W, 99-56	12,788	Williams (23)	Williams (13)	Tucker (5)
12/12/10	4:00 p.m.	--	* BOSTON COLLEGE	--	L, 75-79	15,851	Williams (27)	Williams (13)	Bowie (7)
12/22/10	8:00 p.m.	--	NJIT	--	W, 89-50	11,689	Gregory (14) Williams (14)	Williams (12)	Tucker (6)
12/29/10	8:00 p.m.	--	NORTH FLORIDA	--	W, 85-62	13,894	Williams (17)	Williams (11)	Mosley (6)
01/04/11	8:00 p.m.	--	COLGATE	--	W, 95-40	12,814	Bowie (16)	Williams (11)	Bowie (5)
01/09/11	8:00 p.m.	--	* at Duke	[1/1]	L, 64-71	9,314	Williams (23)	Williams (13)	Bowie (5) Stoglin (5)
01/12/11	8:00 p.m.	--	* at Wake Forest	--	W, 74-55	10,307	Tucker (21)	Williams (15)	Howard (5)
01/15/11	1:00 p.m.	--	at Villanova	[7/7]	L, 66-74	17,477	Williams (25)	Williams (14)	Stoglin (8)
01/20/11	9:00 p.m.	--	* VIRGINIA TECH	--	L, 57-74	17,950	Tucker (13)	Williams (11)	Gregory (4)
01/22/11	2:30 p.m.	--	* CLEMSON	--	W, 79-77	17,950	Williams (16)	Williams (11)	Bowie (5)
01/27/11	7:00 p.m.	--	* at Virginia	--	W, 66-42	10,257	Bowie (22)	Williams (6)	Howard (4)
01/30/11	7:45 p.m.	--	* at Georgia Tech	--	W, 74-63	6,257	Williams (21)	Williams (15)	Mosley (3)
02/02/11	9:00 p.m.	--	* DUKE	[5/5]	L, 62-80	17,950	Williams (20)	Williams (10)	Bowie (5)
02/05/11	1:00 p.m.	--	* WAKE FOREST	--	W, 91-70	17,950	Williams (27)	Williams (15)	Howard (8)
02/09/11	8:00 p.m.	--	LONGWOOD	--	W, 106-52	14,526	Mosley (20)	Williams (11) Gregory (11)	Bowie (6) Howard (6)
02/12/11	1:00 p.m.	--	* at Boston College	--	L, 72-76	8,606	Gregory (15)	Williams (8)	Stoglin (7)
02/15/11	8:00 p.m.	--	* at Virginia Tech	--	L, 83-91	9,686	Stoglin (25)	Williams (9)	Stoglin (6)
02/20/11	5:30 p.m.	--	* NC STATE	--	W, 87-80	17,950	Williams (26)	Gregory (10)	Stoglin (9)
02/23/11	9:00 p.m.	--	* FLORIDA STATE	[rv/--]	W, 78-62	15,186	Stoglin (17)	Williams (11)	Bowie (6)
02/27/11	7:45 p.m.	--	* at North Carolina	[19/19]	L, 76-87	20,853	Stoglin (28)	Williams (19)	Stoglin (3) Mosley (3) Bowie (3)
03/02/11	7:00 p.m.	--	* at Miami	--	L, 66-80	4,866	Stoglin (20)	Williams (12)	Stoglin (5)
03/05/11	2:00 p.m.	--	* VIRGINIA	--	L, 60-74	17,459	Williams (17)	Williams (6)	Howard (6)
03/10/11	7:00 p.m.	--	& vs. NC State	--	W, 75-67	23,381	Williams (16)	Williams (13)	Williams (3) Stoglin (3)
03/11/11	7:00 p.m.	--	& vs. Duke	[5/5]	L, 71-87	23,381	Williams (16)	Williams (16)	Bowie (4) Stoglin (4)

* - Atlantic Coast Conference Game

@ - 2K Sports Classic benefiting Coaches vs. Cancer - College Park Regional

- 2K Sports Classic benefiting Coaches vs. Cancer - Championship Rounds (Madison Square Garden, New York, N.Y.)

\$ - ACC / Big Ten Challenge

% - BB&T Classic (Verizon Center, Washington, D.C.)

& - ACC Tournament (Greensboro, N.C.)

All Times Eastern

Rankings listed as AP/Coaches

2010-11 OVERALL SEASON STATS (19-14)

##	Player	GP	GS	Min	Avg	/---TOTAL---/			/---3-PTS---/				/---REBOUNDS---/						PF	FO	A	TO	Blk	Stl	Pts	Avg
						FG	FGA	Pct	3FG	FGA	Pct	FT	FTA	Pct	Off	Def	Tot	Avg								
20	Jordan Williams	33	33	1073	32.5	213	396	.538	0	0	.000	131	228	.575	121	267	388	11.8	80	1	21	53	45	23	557	16.9
12	Terrell Stoglin	33	15	710	21.5	131	285	.460	33	92	.359	81	98	.827	8	35	43	1.3	57	1	108	75	3	25	376	11.4
24	Cliff Tucker	33	16	788	23.9	117	273	.429	41	115	.357	41	61	.672	26	89	115	3.5	52	0	71	53	11	28	316	9.6
33	Dino Gregory	33	33	970	29.4	122	239	.510	1	2	.500	55	72	.764	67	124	191	5.8	77	2	27	35	43	25	300	9.1
01	Adrian Bowie	33	29	820	24.8	96	206	.466	26	76	.342	72	94	.766	27	71	98	3.0	66	0	117	59	7	36	290	8.8
14	Sean Mosley	33	28	812	24.6	97	235	.413	14	52	.269	59	77	.766	42	84	126	3.8	85	4	71	63	9	41	267	8.1
21	Pe'Shon Howard	33	8	612	18.5	60	142	.423	23	64	.359	34	50	.680	8	49	57	1.7	42	0	106	56	3	26	177	5.4
35	James Padgett	31	0	271	8.7	38	80	.475	0	0	.000	26	52	.500	30	29	59	1.9	27	0	0	15	7	5	102	3.3
13	Haukur Palsson	32	3	324	10.1	30	66	.455	12	29	.414	17	22	.773	23	43	66	2.1	37	0	25	19	2	10	89	2.8
10	Berend Weijs	23	0	120	5.2	20	34	.588	0	0	.000	2	6	.333	12	14	26	1.1	20	0	4	8	19	1	42	1.8
11	Mychal Parker	13	0	80	6.2	7	20	.350	0	0	.000	3	10	.300	10	7	17	1.3	5	0	6	4	1	1	17	1.3
15	Ersin Levent	8	0	17	2.1	1	4	.250	1	4	.250	0	0	.000	1	4	5	0.6	1	0	1	2	0	1	3	0.4
42	Ashton Pankey	1	0	3	3.0	0	0	.000	0	0	.000	0	0	.000	0	0	0	0.0	0	0	0	0	0	0	0	0.0
TM	TEAM.....																	49	47	96	2.9	0		8		0
	Total.....	33				932	1980	.471	151	434	.348	521	770	.677	424	863	1287	39.0	549	8	557	450	150	222	2536	76.8
	Opponents.....	33				805	1994	.404	210	649	.324	411	591	.695	402	759	1161	35.2	641	14	426	495	119	200	2231	67.6

2010-11 ACC GAMES ONLY (7-9)

##	Player	GP	GS	Min	Avg	/---TOTAL---/			/---3-PTS---/				/---REBOUNDS---/						PF	FO	A	TO	Blk	Stl	Pts	Avg
						FG	FGA	Pct	3FG	FGA	Pct	FT	FTA	Pct	Off	Def	Tot	Avg								
20	Jordan Williams	16	16	544	34.0	98	191	.513	0	0	.000	75	110	.682	54	128	182	11.4	43	1	11	29	21	15	271	16.9
12	Terrell Stoglin	16	11	384	24.0	69	151	.457	15	49	.306	47	56	.839	5	20	25	1.6	32	1	60	40	1	10	200	12.5
33	Dino Gregory	16	16	512	32.0	66	131	.504	1	1	1.000	25	34	.735	36	50	86	5.4	35	0	15	12	21	8	158	9.9
01	Adrian Bowie	16	12	409	25.6	46	107	.430	12	38	.316	30	46	.652	14	29	43	2.7	37	0	56	22	0	19	134	8.4
24	Cliff Tucker	16	6	366	22.9	48	123	.390	20	61	.328	18	32	.563	13	40	53	3.3	22	0	19	24	6	10	134	8.4
14	Sean Mosley	16	13	383	23.9	41	110	.373	6	24	.250	28	36	.778	23	38	61	3.8	44	1	30	28	1	19	116	7.3
21	Pe'Shon Howard	16	5	312	19.5	25	68	.368	11	29	.379	17	20	.850	1	30	31	1.9	21	0	55	23	2	9	78	4.9
13	Haukur Palsson	16	1	165	10.3	14	32	.438	6	12	.500	3	5	.600	10	22	32	2.0	19	0	8	10	0	5	37	2.3
35	James Padgett	15	0	83	5.5	10	25	.400	0	0	.000	7	14	.500	8	7	15	1.0	10	0	0	4	2	2	27	1.8
10	Berend Weijs	8	0	15	1.9	2	2	1.000	0	0	.000	0	0	.000	0	1	1	0.1	3	0	0	0	3	0	4	0.5
15	Ersin Levent	2	0	2	1.0	1	1	1.000	1	1	1.000	0	0	.000	0	0	0	0.0	0	0	0	0	0	0	3	1.5
11	Mychal Parker	5	0	25	5.0	0	2	.000	0	0	.000	2	3	.667	3	0	3	0.6	2	0	2	2	0	1	2	0.4
TM	TEAM.....																	21	16	37	2.3	0		4		0
	Total.....	16				420	943	.445	72	215	.335	252	356	.708	188	381	569	35.6	268	3	256	198	57	98	1164	72.8
	Opponents.....	16				424	950	.446	120	316	.380	193	281	.687	178	386	564	35.2	293	3	237	221	68	91	1161	72.6

2011 ACC TOURNAMENT STATS (1-1)

##	Player	GP	GS	Min	Avg	/---TOTAL---/			/---3-PTS---/				/---REBOUNDS---/						PF	FO	A	TO	Blk	Stl	Pts	Avg
						FG	FGA	Pct	3FG	FGA	Pct	FT	FTA	Pct	Off	Def	Tot	Avg								
20	Jordan Williams	2	2	74	37.0	14	28	.500	0	0	.000	4	12	.333	9	20	29	14.5	3	0	5	4	5	0	32	16.0
33	Dino Gregory	2	2	49	24.5	8	14	.571	0	0	.000	5	7	.714	2	8	10	5.0	6	0	1	0	0	1	21	10.5
24	Cliff Tucker	2	0	45	22.5	8	19	.421	2	5	.400	3	5	.600	2	7	9	4.5	4	0	4	4	1	1	21	10.5
21	Pe'Shon Howard	2	0	30	15.0	5	7	.714	1	2	.500	6	8	.750	0	3	3	1.5	2	0	3	5	0	1	17	8.5
12	Terrell Stoglin	2	2	56	28.0	5	18	.278	0	2	.000	5	7	.714	2	1	3	1.5	3	0	7	8	0	1	15	7.5
14	Sean Mosley	2	0	44	22.0	4	15	.267	2	4	.500	2	2	1.000	2	3	5	2.5	5	1	1	1	1	3	12	6.0
13	Haukur Palsson	2	2	44	22.0	3	6	.500	2	5	.400	2	2	1.000	0	4	4	2.0	4	0	4	0	1	0	10	5.0
01	Adrian Bowie	2	2	39	19.5	2	3	.667	1	1	1.000	5	6	.833	2	3	5	2.5	6	0	5	4	0	2	10	5.0
35	James Padgett	2	0	18	9.0	3	6	.500	0	0	.000	2	3	.667	1	6	7	3.5	5	0	0	2	0	1	8	4.0
10	Berend Weijs	1	0	1	1.0	0	0	.000	0	0	.000	0	0	.000	0	0	0	0.0	0	0	0	0	0	0	0	0.0
TM	TEAM.....																	0	4	4	2.0	0		2		0
	Total.....	2				52	116	.448	8	19	.421	34	52	.654	20	59	79	39.5	38	1	30	30	8	10	146	73.0
	Opponents.....	2				58	143	.406	5	32	.156	33	45	.733	35	53	88	44.0	40	1	21	20	4	16	154	77.0

TEAM STATS - OVERALL

	MARYLAND	OPP
SCORING	2536	2231
Points per game	76.8	67.6
Scoring margin	+9.2	-
FIELD GOALS-ATT	932-1980	805-1994
Field goal pct	.471	.404
3 POINT FG-ATT	151-434	210-649
3-point FG pct	.348	.324
3-pt FG made per game	4.6	6.4
FREE THROWS-ATT	521-770	411-591
Free throw pct	.677	.695
F-Throws made per game	15.8	12.5
REBOUNDS	1287	1161
Rebounds per game	39.0	35.2
Rebounding margin	+3.8	-
ASSISTS	557	426
Assists per game	16.9	12.9
TURNOVERS	450	495
Turnovers per game	13.6	15.0
Turnover margin	+1.4	-
Assist/turnover ratio	1.2	0.9
STEALS	222	200
Steals per game	6.7	6.1
BLOCKS	150	119
Blocks per game	4.5	3.6
WINNING STREAK	0	-
Home win streak	0	-
ATTENDANCE	268,380	187,623
Home games-Avg/Game	18-14,910	10-10,670
Neutral site-Avg/Game	-	5-16,184

SCORE BY PERIODS	1st	2nd	OT	- Total
Maryland	1229	1307	0	- 2536
Opponents	1076	1155	0	- 2231

TEAM STATS - ACC GAMES

	MARYLAND	OPP
SCORING	1164	1161
Points per game	72.8	72.6
Scoring margin	+0.2	-
FIELD GOALS-ATT	420-943	424-950
Field goal pct	.445	.446
3 POINT FG-ATT	72-215	120-316
3-point FG pct	.335	.380
3-pt FG made per game	4.5	7.5
FREE THROWS-ATT	252-356	193-281
Free throw pct	.708	.687
F-Throws made per game	15.8	12.1
REBOUNDS	569	564
Rebounds per game	35.6	35.2
Rebounding margin	+0.3	-
ASSISTS	256	237
Assists per game	16.0	14.8
TURNOVERS	198	221
Turnovers per game	12.4	13.8
Turnover margin	+1.4	-
Assist/turnover ratio	1.3	1.1
STEALS	98	91
Steals per game	6.1	5.7
BLOCKS	57	68
Blocks per game	3.6	4.3
WINNING STREAK	0	-
Home win streak	0	-
ATTENDANCE	138,246	80,146
Home games-Avg/Game	8-17,281	8-10,018

SCORE BY PERIODS	1st	2nd	OT	- Total
Maryland	564	600	0	- 1164
Opponents	569	592	0	- 1161

MARYLAND...Starting Lineups

Fwd/Guard	Forward	Center	Guard	Guard	Record	Games
Tucker	Gregory	Williams	Bowie	Mosley	7-4	W-Seattle Univ., W-Charleston, W-Maine, L-Pittsburgh, L-Illinois, W-Delaware State, W-Elon, W-at Penn State, L-vs. Temple, W-UNC Greensboro, L-Boston College
Howard	Gregory	Williams	Bowie	Mosley	4-2	W-NJIT, W-North Florida, W-Wake Forest, W-Longwood, L-at Boston College, L-at Virginia Tech
Stoglin	Gregory	Williams	Bowie	Mosley	4-4	W-Colgate, L-at Duke, W-at Wake Forest, L-at Villanova, W-at Virginia, W-at Georgia Tech, L-Duke, L-at Miami
Howard	Gregory	Williams	Tucker	Mosley	0-1	L-Virginia Tech
Palsson	Gregory	Williams	Bowie	Stoglin	2-1	W-Clemson, W-vs. NC State (ACCT), L-vs. Duke (ACCT)
Howard	Gregory	Williams	Tucker	Stoglin	1-0	W-NC State
Tucker	Gregory	Williams	Stoglin	Mosley	1-1	W-Florida State, L-at North Carolina
Tucker	Gregory	Williams	Bowie	Stoglin	0-1	L-Virginia

Points-Rebounds-Assists/Blocks

Opponent	1 Bowie P-R-A	10 Weijs P-R-B	11 Parker P-R-A	12 Stoglin P-R-A	13 Palsson P-R-A	14 Mosley P-R-A	15 Levent P-R-A	20 Williams P-R-B	21 Howard P-R-A	24 Tucker P-R-A	33 Gregory P-R-B	35 Padgett P-R-B	42 Pankey P-R-B
SEATTLE UNIV.	9-2-2	4-0-3	4-0-0	15-1-5	1-3-0	21-4-4	0-1-1	17-15-0	5-3-8	16-7-2	8- 6-4	5-1-1	0-0-0
COLL. OF CHARLESTON	9-3-3	2-0-0	dnp	2-1-2	0-2-2	3-2-4	dnp	26-15-1	14-1-4	15-2-2	0- 4-1	4-1-0	inj
MAINE	9-8-5	2-3-1	4-2-0	14-1-1	8-4-1	0-5-0	0-2-0	20-11-1	5-0-0	16-4-2	6- 3-1	5-3-0	inj
vs. Pittsburgh	9-3-4	3-0-0	dnp	9-1-0	0-0-0	7-6-3	dnp	14- 8-0	4-1-0	17-3-5	7- 2-4	0-1-1	inj
vs. Illinois	4-1-4	0-2-1	dnp	17-1-0	0-0-0	14-2-5	dnp	15-13-0	0-3-4	10-6-2	10-10-2	6-1-0	inj
DELAWARE STATE	11-2-3	6-4-2	0-1-0	0-1-2	2-3-0	6-4-1	0-1-0	6- 8-1	8-2-2	15-3-1	14- 8-1	4-2-0	inj
ELON	14-8-7	2-1-0	0-0-0	6-3-1	0-0-0	10-7-2	0-0-0	24-13-4	0-0-1	8-3-5	8- 7-1	4-5-2	inj
at Penn State	4-3-6	0-1-0	dnp	10-2-2	dnp	10-6-3	inj	15-11-2	7-3-1	0-4-4	10- 9-2	6-1-0	inj
vs. Temple	2-2-2	0-0-0	dnp	16-1-2	5-2-0	4-2-1	inj	17-11-1	6-2-6	2-1-0	1- 6-0	8-3-0	inj
UNC GREENSBORO	16-2-4	7-3-4	4-5-2	18-0-3	3-3-1	6-4-4	inj	23-13-0	0-0-2	13-5-5	3- 4-0	6-9-0	inj
BOSTON COLLEGE	4-2-7	0-0-0	dnp	14-3-3	3-3-0	7-1-3	inj	27-13-1	0-2-3	6-5-1	14- 5-3	0-0-0	inj
NJIT	13-1-0	4-2-3	0-1-0	8-2-5	0-4-1	11-2-1	inj	14-12-1	4-0-4	11-1-6	14- 9-3	10-1-0	inj
NORTH FLORIDA	10-4-4	0-2-0	dnp	13-0-2	1-2-0	15-4-6	inj	17-11-3	7-2-3	14-4-3	4- 5-2	4-2-1	inj
COLGATE	16-6-5	6-2-1	2-2-2	12-1-4	7-1-2	6-5-3	0-0-0	12-11-3	7-3-4	12-4-3	12- 6-1	3-4-0	inj
at Duke	1-4-5	0-0-0	dnp	3-3-5	0-3-0	8-6-2	dnp	23-13-2	5-0-3	14-7-2	8- 4-4	2-0-0	inj
at Wake Forest	12-1-2	0-0-2	0-0-0	2-0-3	4-5-2	8-4-2	dnp	13-15-2	2-4-5	21-8-4	8- 3-1	4-5-1	inj
at Villanova	10-1-1	dnp	dnp	6-0-8	2-2-2	6-2-1	dnp	25-14-1	4-1-3	3-4-4	10- 5-0	dnp	inj
VIRGINIA TECH	10-2-2	dnp	2-1-0	3-0-0	2-1-1	6-5-0	dnp	11-11-0	0-2-2	13-2-1	2- 3-0	8-1-1	inj
CLEMSON	13-4-5	0-0-0	dnp	13-0-2	3-2-1	9-3-3	dnp	16-11-0	0-0-1	15-3-2	9- 6-0	1-1-0	inj
at Virginia	22-3-2	2-0-0	0-0-0	7-1-3	0-0-0	0-5-1	dnp	4- 6-1	9-3-4	13-3-1	8- 5-1	1-1-0	inj
at Georgia Tech	3-3-2	dnp	dnp	13-4-1	0-1-0	16-4-3	dnp	21-15-0	6-1-2	6-1-2	9- 7-1	0-0-0	inj
DUKE	11-4-5	dnp	dnp	2-0-2	3-1-1	6-1-0	dnp	20-10-0	0-0-4	7-5-0	8- 6-1	5-1-0	inj
WAKE FOREST	13-5-6	0-0-0	dnp	5-0-5	9-3-1	7-4-4	3-0-0	27-15-3	9-2-8	10-1-1	8- 6-0	0-1-0	inj
LONGWOOD	10-4-6	2-5-1	1-3-0	15-0-4	13-4-4	20-5-2	0-1-0	9-11-1	11-2-6	9-2-4	14-11-0	2-3-0	inj
at Boston College	5-3-0	dnp	dnp	14-2-7	2-3-1	10-5-2	dnp	12- 8-1	14-0-3	0-3-0	15- 7-1	0-1-0	inj
at Virginia Tech	3-4-1	dnp	dnp	25-4-6	3-4-1	4-1-2	dnp	16- 9-1	10-3-4	10-2-1	12- 3-3	0-0-0	inj
NC STATE	0-0-5	dnp	dnp	25-1-9	0-0-0	10-6-0	dnp	26- 8-1	4-1-2	4-3-3	18-10-1	0-0-0	inj
FLORIDA STATE	12-1-6	dnp	dnp	17-0-4	3-1-0	10-3-3	dnp	11-11-0	9-2-4	0-2-0	14- 8-3	2-1-0	inj
at North Carolina	5-1-3	0-0-0	dnp	28-4-3	0-0-0	8-6-3	dnp	16-19-3	4-3-2	7-3-0	4- 4-0	4-2-0	inj
at Miami	15-2-3	dnp	0-0-0	20-2-5	2-2-0	7-4-2	dnp	11-12-0	2-6-2	3-2-0	6- 6-1	0-1-0	inj
VIRGINIA	5-4-2	2-1-1	0-2-2	9-1-2	3-3-0	0-3-0	0-0-0	17- 6-6	4-2-6	5-3-1	15- 3-1	dnp	inj
vs. NC State (ACCT)	5-3-1	dnp	dnp	9-0-3	5-3-1	7-5-1	dnp	16-13-3	7-2-2	9-4-1	11- 6-0	6-7-0	inj
vs. Duke (ACCT)	5-2-4	0-0-0	dnp	6-3-4	5-1-3	5-0-0	dnp	16-16-2	10-1-1	12-5-3	10- 4-0	2-0-0	inj

Bold Indicates Starters; dnp-did not play/coach's decision; Inj-injured/sick

Specialty Stats / Leads

Opponent	Largest Lead	Largest Deficit	Ties	Lead Changes	Best Run	Opp. Run	Pts Paint (Md-Opp)	Pts Off T-O (Md-Opp)	2nd Chance (Md-Opp)	Fast Break Pts. (Md-Opp)	Bench Pts. (Md-Opp)
SEATTLE UNIV.	34	2	10	6	10-0	6-0	56-44	31-35	15-11	22-14	34-32
COLL. OF CHARLESTON	5	9	13	4	9-0	7-0	56-26	27-21	12-13	4-10	22-15
MAINE	32	0	0	0	13-0	7-0	34-18	27-7	14-5	13-2	38-10
vs. Pittsburgh	4	13	9	12	6-0	9-0	36-30	19-10	6-9	10-13	16-30
vs. Illinois	2	12	5	7	9-0	10-0	32-32	9-16	17-15	12-10	23-33
DELAWARE STATE	29	3	1	1	12-0	10-0	36-10	24-5	20-6	4-2	20-8
ELON	22	11	1	4	12-0	6-0	46-22	10-9	13-2	15-8	12-34
at Penn State	23	7	3	1	10-0	7-0	34-18	19-10	10-8	8-4	23-3
vs. Temple	4	15	3	1	10-0	8-0	40-32	16-15	13-11	10-12	35-5
UNC GREENSBORO	43	0	0	0	12-0	5-0	54-22	22-15	25-10	6-7	38-17
BOSTON COLLEGE	5	5	11	16	5-0	7-0	38-22	17-9	11-13	14-4	17-16
NJIT	41	0	0	0	17-0	4-0	34-14	32-8	8-5	11-0	33-19
NORTH FLORIDA	25	2	4	7	14-0	7-0	50-22	25-11	10-10	18-7	32-26
COLGATE	55	2	1	1	22-0	6-0	46-14	18-10	21-11	19-4	37-17
at Duke	6	8	6	6	7-0	11-0	38-28	15-12	13-16	11-8	21-14
at Wake Forest	22	2	1	1	15-0	7-0	38-20	24-13	17-8	20-6	31-15
at Villanova	12	8	6	4	8-0	19-0	42-24	13-17	8-15	22-8	9-9
VIRGINIA TECH	0	17	0	0	5-0	12-0	24-42	10-16	14-11	4-10	25-9
CLEMSON	13	5	5	2	13-0	7-0	28-28	12-12	11-9	10-4	25-13
at Virginia	26	5	3	3	9-0	6-0	26-14	17-6	2-5	11-2	25-10
at Georgia Tech	13	0	2	0	10-0	9-0	48-30	17-13	11-10	14-11	12-21
DUKE	2	18	5	8	8-0	8-0	32-30	10-10	11-18	8-6	15-22
WAKE FOREST	26	1	0	2	13-0	5-0	36-24	21-7	18-9	19-5	27-19
LONGWOOD	57	0	0	0	11-0	5-0	42-25	24-9	22-18	17-10	42-6
at Boston College	5	11	6	8	9-0	10-0	32-26	19-17	14-8	5-6	16-21
at Virginia Tech	5	10	7	12	8-0	9-0	44-32	2-17	11-9	15-11	38-3
NC STATE	11	5	8	5	8-0	14-0	40-40	16-19	8-15	14-4	10-16
FLORIDA STATE	17	7	2	5	6-0	6-0	26-32	22-19	3-7	12-6	26-20
at North Carolina	0	17	1	0	8-0	6-0	46-38	12-13	21-18	16-10	13-21
at Miami	5	17	2	5	9-0	12-0	14-28	19-15	8-7	15-11	7-21
VIRGINIA	3	14	5	9	8-0	9-0	24-26	0-12	6-14	2-4	9-6
vs. NC State (ACCT)	17	0	0	0	13-0	8-0	30-48	7-20	7-10	13-10	29-38
vs. Duke (ACCT)	3	18	4	6	8-0	9-0	32-34	9-13	17-15	3-4	29-20
Maryland Avg.							37.4	17.1	12.6	11.6	23.9
Opponents Avg.							27.0	13.4	10.7	7.2	17.2

Game-by-Game STATISTICS

	Pts	1st	2nd	ot	FG-A	PCT.	3PT FG-A	3PT PCT.	FT-A	PCT.	OFF REB	DEF REB	TOT REB	PF	A	TO	BLK	STL
at MARYLAND	105	46	59	-	35-62	.565	2- 8	.250	33-41	.805	17	33	50	20	23	29	9	9
Seattle Univ.	76	36	40	-	28-77	.364	3-16	.188	17-22	.773	18	16	34	31	11	27	1	18
at MARYLAND	75	37	38	-	34-66	.515	2- 7	.286	5-18	.278	15	21	36	18	17	18	3	11
Coll. of Charleston	74	37	37	-	25-56	.446	8-20	.400	16-19	.842	11	25	36	19	12	22	8	8
at MARYLAND	89	52	37	-	29-61	.475	6-15	.400	25-33	.758	14	34	48	24	9	14	4	8
Maine	59	29	30	-	17-52	.327	6-24	.250	19-31	.613	7	21	28	24	11	17	3	4
MARYLAND	70	27	43	-	27-56	.482	2-14	.143	14-30	.467	6	22	28	28	12	9	6	5
vs. Pittsburgh	79	31	48	-	25-54	.463	3-10	.300	26-37	.703	15	34	49	26	12	16	2	4
MARYLAND	76	36	40	-	29-67	.433	5-18	.278	13-18	.722	20	25	45	22	15	16	4	5
vs. Illinois	80	40	40	-	28-60	.467	10-19	.526	14-23	.609	11	232	34	19	22	12	3	8
at MARYLAND	72	40	32	-	27-58	.466	4-11	.364	14-17	.824	19	21	40	9	12	13	4	5
Delaware State	54	21	33	-	19-47	.404	9-23	.391	7- 9	.778	5	15	20	15	12	16	6	8
at MARYLAND	76	31	45	-	30-65	.462	3-10	.300	13-22	.591	16	33	49	13	17	13	11	5
Elon	57	34	23	-	22-67	.328	9-33	.273	4- 7	.571	12	24	36	19	12	12	0	1
MARYLAND	62	26	36	-	23-47	.489	4- 9	.444	12-21	.571	10	34	44	15	17	17	9	7
at Penn State	39	20	19	-	14-68	.206	3-27	.111	8-11	.727	20	20	40	16	6	12	5	3
MARYLAND	61	21	40	-	24-56	.429	3-10	.300	10-17	.588	9	23	32	16	12	14	2	6
vs. Temple	64	32	32	-	26-60	.433	2-13	.154	10-16	.625	14	28	42	21	9	15	1	13
at MARYLAND	99	49	50	-	35-67	.522	6-14	.429	23-37	.622	19	34	53	10	24	15	7	6
UNC Greensboro	56	31	25	-	21-64	.328	6-20	.300	8- 9	.889	10	21	31	26	10	17	4	1
at MARYLAND	75	41	34	-	32-65	.492	3-17	.176	8-14	.571	11	24	35	14	19	9	5	6
Boston College	79	39	40	-	28-58	.483	13-29	.448	10-14	.714	10	24	34	16	16	14	3	5
at MARYLAND	89	53	36	-	30-53	.566	9-15	.600	20-26	.769	8	27	35	12	18	12	10	9
NJIT	50	18	32	-	17-53	.321	6-18	.333	10-19	.526	12	16	28	21	11	22	3	7
at MARYLAND	85	43	42	-	33-62	.532	4- 9	.444	15-26	.577	12	28	40	18	21	17	6	11
North Florida	62	31	31	-	19-54	.352	7-18	.389	17-23	.739	12	22	34	23	9	24	1	5
at MARYLAND	95	43	52	-	38-73	.521	9-21	.429	10-12	.833	18	33	51	9	27	9	6	9
Colgate	40	17	23	-	16-61	.262	3-17	.176	5- 7	.714	10	16	26	13	9	13	5	3
MARYLAND	64	31	33	-	26-66	.394	3-14	.214	9-17	.529	15	26	41	23	17	16	8	5
at Duke	71	32	39	-	25-62	.403	6-21	.286	15-23	.652	14	30	44	20	10	17	4	6
MARYLAND	74	36	38	-	26-68	.382	5-18	.278	17-33	.515	22	30	52	18	18	11	6	10
at Wake Forest	55	22	33	-	19-60	.317	3-12	.250	14-19	.737	15	27	42	23	12	18	11	6
MARYLAND	66	36	30	-	27-56	.482	2-11	.182	10-18	.556	10	23	33	17	19	14	2	10
at Villanova	74	33	41	-	27-63	.429	5-17	.294	15-20	.750	17	26	43	17	12	14	3	3
at MARYLAND	57	29	28	-	20-56	.357	6-20	.300	11-15	.733	11	19	30	16	12	16	1	4
Virginia Tech	74	40	34	-	30-56	.536	5-14	.357	9-13	.692	9	28	37	15	14	15	3	7
at MARYLAND	79	40	39	-	24-48	.500	8-14	.571	23-35	.657	10	23	33	13	16	10	1	3
Clemson	77	36	41	-	29-63	.460	9-26	.346	10-16	.625	14	24	38	23	20	11	4	5
MARYLAND	66	26	40	-	27-50	.540	7-15	.467	5- 8	.625	2	26	28	14	14	11	2	8
at Virginia	42	21	21	-	16-48	.333	4-17	.235	6-13	.462	7	22	29	12	8	15	3	3
MARYLAND	74	35	39	-	25-56	.446	0- 6	.000	24-32	.750	11	27	38	14	11	13	2	9
at Georgia Tech	63	34	29	-	25-63	.397	6-22	.273	7-14	.500	12	24	36	22	12	18	6	6
at MARYLAND	62	33	29	-	20-50	.400	2- 9	.222	20-27	.741	9	22	31	20	12	11	1	3
Duke	80	40	40	-	30-57	.526	10-23	.435	10-16	.625	10	24	34	21	13	8	0	5
at MARYLAND	91	42	49	-	35-76	.461	8-17	.471	13-17	.765	18	21	39	15	27	7	3	9
Wake Forest	70	30	40	-	26-57	.456	7-12	.583	11-13	.846	10	23	33	16	13	19	8	1
at MARYLAND	106	50	56	-	39-72	.542	10-28	.357	18-26	.692	23	32	55	12	28	12	2	8
Longwood	52	22	30	-	19-65	.292	5-26	.192	9-12	.750	15	13	28	18	10	15	2	7
MARYLAND	72	40	32	-	27-64	.422	6-17	.353	12-18	.667	15	22	37	17	15	14	3	4
at Boston College	76	37	39	-	27-56	.482	10-26	.385	12-16	.750	8	26	34	16	16	15	4	4
MARYLAND	83	44	39	-	29-59	.492	4-14	.286	21-24	.875	7	26	33	21	16	15	4	4
at Virginia Tech	91	41	50	-	29-64	.453	9-23	.391	24-32	.750	12	23	35	18	19	9	4	8
at MARYLAND	87	38	49	-	32-55	.582	0- 1	.000	23-25	.920	9	22	31	15	20	12	2	7
NC State	80	40	40	-	31-63	.492	7-17	.412	11-16	.688	11	14	25	19	15	11	2	5
at MARYLAND	78	38	40	-	25-48	.521	7-14	.500	21-30	.700	9	23	32	14	18	18	4	7
Florida State	62	37	25	-	23-53	.434	5-13	.385	11-19	.579	8	18	26	21	13	17	3	11
MARYLAND	76	31	45	-	30-73	.411	2-12	.167	14-18	.778	15	28	43	20	12	13	4	9
at North Carolina	87	43	44	-	32-80	.400	6-21	.286	17-22	.773	20	29	49	15	23	11	9	8
MARYLAND	66	27	39	-	21-62	.339	9-18	.500	15-22	.682	17	20	37	19	16	11	1	8
at Miami	80	40	40	-	28-51	.549	12-23	.522	12-17	.706	7	29	36	18	20	17	3	5
at MARYLAND	60	33	27	-	21-47	.447	2- 9	.222	16-21	.762	7	22	29	15	13	11	10	2
Virginia	74	37	37	-	26-59	.441	8-17	.471	14-18	.778	11	21	32	18	13	6	1	6
MARYLAND	75	42	33	-	26-58	.448	4-11	.364	19-24	.792	7	39	46	16	13	17	5	5
vs. NC State (ACCT)	67	33	34	-	27-80	.338	2-17	.118	11-18	.611	19	28	47	17	9	8	1	10
MARYLAND	71	33	38	-	26-58	.448	4- 8	.500	15-28	.536	13	20	33	22	17	13	3	5
vs. Duke (ACCT)	87	42	45	-	31-63	.492	3-15	.200	22-27	.815	16	25	41	23	12	12	3	6

Miscellaneous STATISTICS

Individual

Led Maryland in Scoring (includes ties)	Overall	ACC
Jordan Williams	19	8
Terrell Stoglin	5	4
Cliff Tucker	4	2
Adrian Bowie	2	1
Dino Gregory	2	1
Sean Mosley	2	0

Led Maryland in Rebounding	Overall	ACC
Jordan Williams	32	15
Dino Gregory	3	1

Led Maryland in Assists	Overall	ACC
Adrian Bowie	13	6
Terrell Stoglin	9	6
Pe'Shon Howard	8	4
Sean Mosley	5	2
Cliff Tucker	3	0
Dino Gregory	2	1
Jordan Williams	1	0

Led Maryland in Blocks	Overall	ACC
Jordan Williams	18	7
Dino Gregory	17	10
Berend Weijs	6	1
Terrell Stoglin	2	1
Cliff Tucker	2	1
Adrian Bowie	2	0
Pe'Shon Howard	1	1
James Padgett	1	1
Sean Mosley	1	0
Haukur Palsson	1	0

Led Maryland in Steals	Overall	ACC
Sean Mosley	11	5
Adrian Bowie	8	5
Dino Gregory	6	2
Jordan Williams	5	4
Cliff Tucker	5	1
Pe'Shon Howard	4	1
Terrell Stoglin	4	1
James Padgett	1	0
Haukur Palsson	1	0

Double-figure scoring games — Williams 30, Stoglin 18, Tucker 18, Bowie 16, Gregory 15, Mosley 11, Howard 5, Padgett 1, Palsson 1.
20-point scoring games — Williams 11, Stoglin 4, Mosley 2, Bowie 1, Tucker 1.
Double-figure rebounding games — Williams 25, Gregory 3.
Double-figure assists games — None.

Double-Doubles

Player	Statistics	Opponent
Jordan Williams (25)	16 pts, 16 rebs	vs. Duke-ACCT (3/11)
Williams	16 pts, 13 rebs	vs. NC St.-ACCT (3/10)
Williams	11 pts, 12 rebs	at Miami (3/2)
Williams	16 pts, 19 rebs	at North Carolina (2/27)
Williams	11 pts, 11 rebs	Florida State (2/23)
Williams	27 pts, 15 rebs	Wake Forest (2/5)
Williams	20 pts, 10 rebs	Duke (2/2)
Williams	21 pts, 15 rebs	at Georgia Tech (1/30)
Williams	16 pts, 11 rebs	Clemson (1/22)
Williams	11 pts, 11 rebs	Virginia Tech (1/20)
Williams	25 pts, 14 rebs	at Villanova (1/15)
Williams	13 pts, 15 rebs	at Wake Forest (1/12)
Williams	23 pts, 13 rebs	at Duke (1/9)
Williams	12 pts, 11 rebs	Colgate (1/4)
Williams	17 pts, 11 rebs	North Florida (12/29)
Williams	14 pts, 12 rebs	NJIT (12/22)
Williams	27 pts, 13 rebs	Boston College (12/12)
Williams	23 pts, 13 rebs	UNC Greensboro (12/8)
Williams	17 pts, 11 rebs	vs. Temple (12/5)
Williams	15 pts, 11 rebs	at Penn State (12/1)
Williams	24 pts, 13 rebs	Elon (11/26)
Williams	15 pts, 13 rebs	vs. Illinois (11/19)
Williams	20 pts, 11 rebs	Maine (11/14)
Williams	26 pts, 15 rebs	Coll. of Charleston (11/10)
Williams	17 pts, 15 rebs	Seattle Univ. (11/8)
Dino Gregory (3)	18 pts, 10 rebs	NC State (2/20)
Gregory	14 pts, 11 rebs	Longwood (2/9)
Gregory	10 pts, 10 rebs	vs. Illinois (11/19)

Margin of Victory/Defeat

Breakdown of the Terps' margin of victory...

1	2	3	4	5	6	7	8	9	10	11-15	16-20	21-25	26-30+
1	1	-	-	-	-	1	1	-	-	1	4	4	6

Breakdown of the Terps' margin of defeat...

1	2	3	4	5	6	7	8	9	10	11-15	16-20	21-25	26-30+
-	-	1	3	-	-	1	2	1	-	3	3	-	-

Terrapin Tendencies

Maryland's Record	Overall	ACC
Overall Record	19-14	7-9
Home	14-4	4-4
Road	4-6	3-5
Neutral	1-4	-

Leading at the half	16-4	6-3
Trailing at the half	2-10	1-6
Tied at the half	1-0	0-0
Leading with 5:00 to play	18-2	7-2
Trailing with 5:00 to play	1-12	0-7
Tied with 5:00 to play	0-0	0-0

In single overtime	0-0	0-0
In double overtime	0-0	0-0

Shooting .500 or better	11-0	4-0
Shooting .451 to .499	5-4	1-2
Shooting .400 to .450	2-7	1-4
Shooting below .400	1-3	1-3

Opponent shooting .500 or better	0-3	0-3
Opponent shooting .451 to .499	3-6	3-3
Opponent shooting .400 to .450	3-5	1-3
Opponent shooting below .400	13-0	3-0

Higher FG% than opponent	19-6	7-4
Lower FG% than opponent	0-8	0-5
FG% is even	0-0	0-0

More 3-point FGs	9-3	4-1
Fewer 3-point FGs	8-11	3-8
3-point FGs are even	2-0	0-0

Making more free throws	16-4	6-4
Making fewer free throws	3-8	1-4
Free throws are even	0-2	0-1

Outrebounding opponent	15-4	5-3
Outrebounded by opponent	3-10	2-6
Rebounding is even	1-0	0-0

More turnovers than opponent	6-6	2-5
Fewer turnovers than opponent	13-7	5-4
Turnovers are even	0-1	0-0

More fouls than opponent	1-8	1-6
Fewer fouls than opponent	17-5	6-3
Fouls are even	1-1	0-0

Zero Maryland players foul out	18-8	7-6
1+ Maryland players foul out	1-6	0-3

Scoring more bench points	15-7	5-5
Scoring fewer bench points	4-6	2-4
Bench scoring is even	0-1	0-0

Games decided by 3 or less	2-1	1-0
Games decided by 4 to 8	2-6	1-4
Games decided by 9 to 12	1-2	1-1
Games decided by 13 to 19	4-5	2-4
Games decided by 20 or more	10-0	2-0

Maryland's Record	Overall	ACC
vs. Top-10 opponent	0-5	0-2
vs. Top-25 opponent	0-7	0-3
vs. Unranked opponent	19-7	7-4
vs. Team with winning record	7-14	5-9
vs. Team with .500 record	5-0	0-0
vs. Team with losing record	7-0	2-0

Player scores 30+ points	0-0	0-0
Player scores 20+ points	11-7	5-6
Terps score under 60 points	0-1	0-1
Terps score 60-69 points	2-6	1-4
Terps score 70-79 points	8-6	4-3
Terps score 80-89 points	4-1	1-1
Terps score 90-99 points	3-0	1-0
Terps score over 100 points	2-0	0-0

Opp. player scores 30+ points	0-1	0-1
Opp. player scores 20+ points	6-11	1-8
Opponents score under 60 points	10-0	2-0
Opponents score 60-69 points	4-1	2-0
Opponents score 70-79 points	4-7	2-5
Opponents score 80-89 points	1-5	1-3
Opponents score 90-99 points	0-1	0-1
Opponents score over 100 points	0-0	0-0

In November	5-2	0-0
In December	4-2	0-1
In January	5-3	4-2
In February	4-4	3-4
In March	1-3	0-2

Day games	4-5	3-3
Night games	15-9	4-6

Maryland's Largest ...

LEAD
Overall: 57 (106-49 at 1:29 left-2H vs. Longwood, 2/9)
ACC: 26 (2x, last 77-51 at 5:42 left-2H vs. Wake, 2/5)

DEFICIT
Overall: 18 (2x, last 69-87 at 0:49 left-2H vs. Duke, 3/11)
ACC: 18 (60-78 at 0:37 left-2H vs. Duke, 2/2)

MARGIN OF VICTORY
Overall: 55 (95-40 vs. Colgate, 1/4)
ACC: 24 (66-42 at Virginia, 1/27)

MARGIN OF DEFEAT
Overall: 18 (62-80 vs. Duke, 2/2)
ACC: 18 (62-80 vs. Duke, 2/2)

HALFTIME LEAD
Overall: 35 (53-18 vs. NJIT, 12/22)
ACC: 14 (36-22 at Wake Forest, 1/12)

HALFTIME DEFICIT
Overall: 13 (27-40 at Miami, 3/2)
ACC: 13 (27-40 at Miami, 3/2)

HOME CROWD
Overall: 17,950 (5x, last vs. NC State, 2/20)
ACC: 17,950 (5x, last vs. NC State, 2/20)

ROAD CROWD
Overall: 20,853 (at North Carolina, 2/27)
ACC: 20,853 (at North Carolina, 2/27)

NEUTRAL CROWD
Overall: 23,381 (2x, last vs. Duke, ACC Tourney, 3/11)

Stat (Gms/ACC)	Maryland	Md-ACC	Oppos.	ACC Opp.
Field Goal Pct.	.471 (932-1980)	.445 (420-943)	.404 (805-1994)	.446 (424-950)
Comcast (18/8)	.497 (539-1084)	.470 (209-445)	.401 (426-1062)	.466 (223-466)
Road (10/8)	.434 (261- 601)	.424 (211-498)	.393 (242- 615)	.415 (201-484)
Neutral (5/0)	.447 (132- 295)	---	.432 (137- 317)	---
3-Pt. Field Goal Pct.	.348 (151-434)	.335 (72-215)	.324 (210-649)	.380 (120-316)
Comcast (18/8)	.381 (91-239)	.356 (36-101)	.344 (126-366)	.424 (64-151)
Road (10/8)	.313 (42-134)	.316 (36-114)	.306 (64-209)	.339 (56-165)
Neutral (5/0)	.295 (18- 61)	---	.270 (20- 74)	---
Free Throw Pct.	.677 (521-770)	.708 (252-356)	.695 (411-591)	.687 (193-281)
Comcast (18/8)	.704 (311-442)	.734 (135-184)	.700 (198-283)	.688 (86-125)
Road (10/8)	.659 (139-211)	.680 (117-172)	.695 (130-187)	.686 (107-156)
Neutral (5/0)	.607 (71-117)	---	.686 (83-121)	---
Points Per Game	76.8 (2536)	72.8 (1164)	67.6 (2231)	72.6 (1161)
Comcast (18/8)	82.2 (1480)	73.6 (589)	65.3 (1176)	74.5 (596)
Road (10/8)	70.3 (703)	71.9 (575)	67.8 (678)	70.6 (565)
Neutral (5/0)	70.6 (353)	---	75.4 (377)	---

Team **SUPERLATIVES**

MARYLAND

	HIGH		LOW	
Points Scored	106	Longwood (2/9)	60	Virginia (3/5)
First-Half Points	53	NJIT (12/22)	21	vs. Temple (12/5)
Second-Half Points	59	Seattle Univ. (11/8)	27	Virginia (3/5)
Point Differential	+55 (95-40)	Colgate (1/4)	-18 (62-80)	Duke (2/2)
Field Goals Made	39	Longwood (2/9)	20	(2x) last vs. Duke (2/2)
Field Goals Attempted	76	Wake Forest (2/5)	47	(2x) last vs. Virginia (3/5)
Field Goal Percentage	.582 (32-55)	NC State (2/20)	.339 (21-62)	at Miami (3/2)
3-Pointers Made	10	Longwood (2/9)	0	(2x) last vs. NC State (2/20)
3-Pointers Attempted	28	Longwood (2/9)	1	NC State (2/20)
3-Point FG Percentage	.600 (9-15)	NJIT (12/22)	.000 (0-1)	(2x) last vs. NC State (2/20)
Free Throws Made	33	Seattle Univ. (11/8)	5	(2x) last at Virginia (1/27)
Free Throws Attempted	41	Seattle Univ. (11/8)	8	at Virginia (1/27)
Free Throw Percentage	.920 (23-25)	NC State (2/20)	.278 (5-18)	Coll. of Charleston (11/10)
Rebounds	55	Longwood (2/9)	28	(2x) last at Virginia (1/27)
Offensive Rebounds	23	Longwood (2/9)	2	at Virginia (1/27)
Defensive Rebounds	39	vs. NC State-ACCT (3/10)	19	Virginia Tech (1/20)
Rebound Margin	+27 (55-28)	Longwood (2/9)	-21 (28-49)	vs. Pittsburgh (11/18)
Assists	28	Longwood (2/9)	9	Maine (11/14)
Turnovers	29	Seattle Univ. (11/8)	7	Wake Forest (2/5)
Blocks	11	Elon (11/26)	1	(4x) last at Miami (3/2)
Steals	11	(2x) last vs. North Florida (12/29)	2	Virginia (3/5)
Fouls	28	vs. Pittsburgh (11/18)	9	(2x) last vs. Colgate (1/4)

OPPONENTS

	HIGH		LOW	
Points Scored	91	at Virginia Tech (2/15)	39	at Penn State (12/1)
First-Half Points	43	at North Carolina (2/27)	17	Colgate (1/4)
Second Half Points	50	at Virginia Tech (2/15)	19	at Penn State (12/1)
Point Differential	+18 (80-62)	Duke (2/2)	-55 (40-95)	Colgate (1/4)
Field Goals Made	32	at North Carolina (2/27)	14	at Penn State (12/1)
Field Goals Attempted	80	vs. NC State-ACCT (3/10)	47	Delaware State (11/23)
Field Goal Percentage	.549 (28-51)	at Miami (3/2)	.206 (14-68)	at Penn State (12/1)
3-Pointers Made	13	Boston College (12/12)	2	(2x) last vs. NC State-ACCT (3/10)
3-Pointers Attempted	33	Elon (11/26)	10	vs. Pittsburgh (11/18)
3-Point FG Percentage	.583 (7-12)	Wake Forest (2/5)	.111 (3-27)	at Penn State (12/1)
Free Throws Made	26	vs. Pittsburgh (11/18)	4	Elon (11/26)
Free Throws Attempted	37	vs. Pittsburgh (11/18)	7	(2x) last vs. Colgate (1/4)
Free Throw Percentage	.889 (8-9)	UNC Greensboro (12/8)	.462 (6-13)	at Virginia (1/27)
Rebounds	49	(2x) last at North Carolina (2/27)	20	Delaware State (11/23)
Offensive Rebounds	20	(2x) last at North Carolina (2/27)	5	Delaware State (11/23)
Defensive Rebounds	34	vs. Pittsburgh (11/18)	13	Longwood (2/9)
Rebound Margin	+21 (49-28)	vs. Pittsburgh (11/18)	-27 (28-55)	Longwood (2/9)
Assists	23	at North Carolina (2/27)	6	at Penn State (12/1)
Turnovers	27	Seattle Univ. (11/8)	6	Virginia (3/5)
Blocks	11	at Wake Forest (1/12)	0	(2x) last vs. Duke (2/2)
Steals	18	Seattle Univ. (11/8)	1	(3x) last vs. Wake Forest (2/5)
Fouls	31	Seattle Univ. (11/8)	12	at Virginia (1/27)

Individual SUPERLATIVES

Maryland

Points.....	28	Terrell Stoglin at North Carolina (2/27)
Field Goals Made	12	Jordan Williams vs. Boston College (12/12)
		Jordan Williams vs. Coll. of Charleston (11/10)
Field Goal Attempts.....	21	Jordan Williams vs. Coll. of Charleston (11/10)
Field Goal % (Min. 5 made).....	.857	Pe'Shon Howard (6-7) vs. Coll. of Charleston (11/10)
	.857	Cliff Tucker (6-7) vs. Delaware State (11/23)
3-pt FG Made	4	Terrell Stoglin at Miami (3/2)
		Pe'Shon Howard at Boston College (2/12)
		Cliff Tucker vs. Maine (11/14)
3-pt FG Attempted	8	Cliff Tucker vs. Virginia Tech (1/20)
3-pt FG % (Min. 3 made).....	.800	Pe'Shon Howard (4-5) at Boston College (2/12)
Free Throws Made	12	Jordan Williams vs. Duke (2/2)
Free Throw Attempts	16	Jordan Williams vs. Duke (2/2)
Free Throw % (Min. 7 made).....	1.000	Terrell Stoglin (10-10) at Virginia Tech (2/15)
Rebounds	19	Jordan Williams at North Carolina (2/27)
Assists	9	Terrell Stoglin vs. NC State (2/20)
Turnovers	7	Adrian Bowie vs. Seattle Univ. (11/8)
Blocked Shots.....	6	Jordan Williams vs. Virginia (3/5)
Steals.....	4	Adrian Bowie at Virginia (1/27)
		Cliff Tucker vs. Maine (11/14)
		Cliff Tucker vs. NJIT (12/22)
Minutes Played (Regulation Game).....	39	Jordan Williams at Miami (3/2)

Opponent

Points.....	31	Reggie Jackson, at Boston College (2/12)
Field Goals Made	12	Reggie Jackson, at Boston College (2/12)
		Erick Green, Virginia Tech (1/20)
Field Goal Attempts.....	23	Harrison Barnes, at North Carolina (2/27)
Field Goal % (Min. 5 made).....	1.000	Ryan Kelly (5-5), vs. Duke-ACCT (3/11)
		Terrell Bell (5-5), at Virginia Tech (2/15)
3-pt FG Made	6	Sammy Zeglinski, Virginia (3/5)
		Rion Brown, at Miami (3/2)
		Biko Paris, Boston College (12/12)
3-pt FG Attempted	11	Andre Young, Clemson (1/22)
3-pt FG % (Min. 3 made).....	1.000	Terrell Bell (5-5), at Virginia Tech (2/15)
Free Throws Made	14	Malcolm Delaney, at Virginia Tech (2/15)
Free Throw Attempts	14	Malcolm Delaney, at Virginia Tech (2/15)
Free Throw % (Min. 5 made).....	1.000	Malcolm Delaney (14-14), at Virginia Tech (2/15)
Rebounds	16	Reggie Johnson, at Miami (3/2)
Assists	10	Kendall Marshall, at North Carolina (2/27)
Turnovers	8	Andrew Goudelock, Coll. of Charleston (11/10)
Blocked Shots.....	7	John Henson, at North Carolina (2/27)
		Carson Desrosiers, at Wake Forest (1/12)
Steals.....	7	Garrett Lever, Seattle Univ. (11/8)
Minutes Played (Regulation Game).....	40	Malcolm Delaney, at Virginia Tech (2/15)
		Kyle Singler, at Duke (1/9)
		Nolan Smith, at Duke (1/9)

Maryland's Top Individual Games

POINTS

28	Terrell Stoglin at North Carolina	2/27
27	Jordan Williams vs. Wake Forest	2/05
27	Jordan Williams vs. Boston College	12/12
26	Jordan Williams vs. NC State	2/20
26	Jordan Williams vs. Coll. of Charleston	11/10
25	Terrell Stoglin vs. NC State	2/20
25	Terrell Stoglin at Virginia Tech	2/15
25	Jordan Williams at Villanova	1/15
24	Jordan Williams vs. Elon	11/26
23	Jordan Williams at Duke	1/09
23	Jordan Williams vs. UNC Greensboro	12/08
22	Adrian Bowie at Virginia	1/27
21	Sean Mosley vs. Seattle Univ.	11/08
21	Cliff Tucker at Wake Forest	1/12
21	Jordan Williams at Georgia Tech	1/30
20	Sean Mosley vs. Longwood	2/09
20	Terrell Stoglin at Miami	3/02
20	Jordan Williams vs. Duke	2/02
20	Jordan Williams vs. Maine	11/14

REBOUNDS

19	Jordan Williams at North Carolina	2/27
16	Jordan Williams vs. Duke-ACCT	3/11
15	Jordan Williams vs. Wake Forest	2/05
15	Jordan Williams at Georgia Tech	1/30
15	Jordan Williams at Wake Forest	1/12
15	Jordan Williams vs. Coll. of Charleston	11/10
15	Jordan Williams vs. Seattle Univ.	11/08
14	Jordan Williams at Villanova	1/15
13	Jordan Williams (6x) last vs. NC State-ACCT	3/10
12	Jordan Williams at Miami	3/02
12	Jordan Williams vs. NJIT	12/22
11	Dino Gregory vs. Longwood	2/09
11	Jordan Williams (9x) last vs. Florida State	2/23
10	Dino Gregory vs. NC State	2/20
10	Dino Gregory vs. Illinois	11/19
10	Jordan Williams vs. Duke	2/02

ASSISTS

9	Terrell Stoglin vs. NC State	2/20
8	Pe'Shon Howard vs. Wake Forest	2/05
8	Pe'Shon Howard vs. Seattle Univ.	11/08
8	Terrell Stoglin at Villanova	1/15
7	Adrian Bowie vs. Boston College	12/12
7	Adrian Bowie vs. Elon	11/26
7	Terrell Stoglin at Boston College	2/12
6	Adrian Bowie (4x) last vs. Florida State	2/23
6	Pe'Shon Howard vs. Virginia	3/05
6	Pe'Shon Howard vs. Longwood	2/09
6	Pe'Shon Howard vs. Temple	12/05
6	Sean Mosley vs. North Florida	12/29
6	Terrell Stoglin at Virginia Tech	2/15
6	Cliff Tucker vs. NJIT	12/22

BLOCKS

6	Jordan Williams vs. Virginia	3/05
4	Dino Gregory at Duke	1/09
4	Dino Gregory vs. Pittsburgh	11/18
4	Dino Gregory vs. Seattle Univ.	11/08
4	Berend Weijs vs. UNC Greensboro	12/08
4	Jordan Williams vs. Elon	11/26
3	Dino Gregory (4x) last vs. Florida State	2/23
3	Berend Weijs (2x) last vs. NJIT	12/22
3	Jordan Williams (5x) last vs. NC State-ACCT	3/10

STEALS

4	Adrian Bowie at Virginia	1/27
4	Cliff Tucker vs. NJIT	12/22
4	Cliff Tucker vs. Maine	11/14
3	Adrian Bowie (2x) last at Georgia Tech	1/30
3	Dino Gregory (3x) last at Duke	1/09
3	Pe'Shon Howard (3x) last at Wake Forest	1/12
3	Sean Mosley (4x) last vs. Longwood	2/09
3	Terrell Stoglin vs. Coll. of Charleston	11/10
3	Jordan Williams at North Carolina	2/27

Game-by-Game RECAPS

Game #1

Seattle Univ. 76
Maryland 105

Nov. 8, 2010 • College Park, Md.

2K Sports Classic benefiting Coaches vs. Cancer
Comcast Center

Sean Mosley scored 21 points, Jordan Williams had 17 points and 15 rebounds, and Maryland pulled away to a victory over Seattle on Monday night in the 2K Sports Classic.

Playing their first game in four years without standout guard Greivis Vasquez, the Terrapins (1-0) committed 29 turnovers but benefited from a balanced scoring attack. Cliff Tucker scored 16, freshman Terrell Stoglin had 15 and Adrian Bowie added nine.

Alex Jones scored 20 for Seattle (0-1) and Aaron Broussard had 10 points and 10 rebounds.

Maryland led 49-40 before Tucker contributed five points to an 11-4 spurt that upped the margin to 16. Mark McLaughlin answered with a 3-pointer for the Redhawks before Stoglin made two free throws and got the assist on a jumper by senior Dino Gregory that made it 64-47 with 14 minutes to go.

After Seattle cut the gap to 10, the Terrapins used a 9-0 run to end any remaining suspense.

Maryland took 41 free throws and outscored the Redhawks 33-17 at the line. Seattle was called for 31 fouls.

Redhawks	min	FG	3-FG	FT	R	F	A	TO	B	S	TP
Broussard	28	4-11	0-2	2-2	10	2	4	2	1	5	10
Gilmore	20	1-6	0-0	2-4	4	4	0	4	0	1	4
Lever	28	2-3	0-1	2-2	4	3	2	2	0	7	6
Burrell	29	6-17	0-1	1-2	1	5	2	7	0	1	13
Carter	23	5-14	1-4	0-1	2	4	2	5	0	1	11
Wilson	13	1-1	0-0	0-0	1	2	0	2	0	0	2
Stevens	5	0-3	0-2	0-0	0	0	0	0	0	0	0
Rasmussen	7	0-4	0-3	0-0	1	0	0	0	0	0	0
Durham	16	1-1	0-0	0-0	3	2	0	1	0	1	2
McLaughlin	10	2-5	2-3	2-2	2	5	1	4	0	0	8
Jones	21	6-12	0-1	8-9	1	4	0	0	0	2	20
Team					5						
Totals	200	28-77	3-16	17-22	34	31	11	27	1	18	76

	1st Half	2nd Half	Game
FG %	16-39 .410	12-38 .316	28-77 .364
3FG %	1-8 .125	2-8 .250	3-16 .188
FT %	3-5 .600	14-17 .824	17-22 .773

Terps	min	FG	3-FG	FT	R	F	A	TO	B	S	TP
Tucker	25	6-10	1-2	3-4	7	3	2	3	0	1	16
Gregory	27	4-7	0-0	0-0	6	3	0	4	4	2	8
Williams	32	6-10	0-0	5-6	15	2	1	0	0	0	17
Bowie	12	2-5	0-1	5-5	2	2	2	7	0	1	9
Mosley	29	6-8	1-2	8-10	4	2	4	1	1	0	21
Wejls	4	2-2	0-0	0-0	0	3	0	2	3	0	4
Parker	7	2-3	0-0	0-1	0	0	0	1	0	0	4
Stoglin	18	3-7	0-0	9-9	1	2	5	4	0	2	15
Palsson	6	0-2	0-1	1-2	3	0	0	1	0	0	1
Levent	2	0-1	0-1	0-0	1	0	1	1	0	0	0
Howard	24	2-4	0-1	1-2	3	2	8	3	0	3	5
Padgett	11	2-3	0-0	1-2	1	1	0	2	1	0	5
Pankey	3	0-0	0-0	0-0	0	0	0	0	0	0	0
Team					7						
Totals	200	35-62	2-8	33-41	50	20	23	29	9	9	105

	1st Half	2nd Half	Game
FG %	18-33 .545	17-29 .586	35-62 .565
3FG %	1-6 .167	1-2 .500	2-8 .250
FT %	9-14 .643	24-27 .889	33-41 .805

Officials: Roger Ayers, Tim Kelly, Bernard Clinton

Technical: None

Attendance: 13,427

Score By Periods	1st	2nd	Final
Seattle Univ.	36	40	76 (0-1)
MARYLAND	46	59	105 (1-0)

The Associated Press contributes to all recaps

Game #2

Coll. of Charleston 74
Maryland 75

Nov. 10, 2010 • College Park, Md.

2K Sports Classic benefiting Coaches vs. Cancer
Comcast Center

With Maryland desperately needing a basket to avoid being upset at home, coach Gary Williams elected to put the ball in the hands of a freshman playing the second game of his college career.

Pe'Shon Howard validated the decision, hitting a short jumper with three seconds left to give the Terrapins a comeback victory over the College of Charleston on Wednesday night in the 2K Sports Classic.

Maryland (2-0) trailed 68-60 with 8:36 left but held the Cougars (0-1) without a field goal the rest of the way. After Howard hit his shot from the right side, Andrew Goudelock had his 3-point attempt clang off the rim as the buzzer sounded.

With the Terps down by one with 16 seconds remaining, Williams called a play that was designed for Howard to dribble toward the basket and look for the Maryland big men underneath.

Jordan Williams was covered. So was Dino Gregory. That left Howard no option but to go with Plan C.

Jordan Williams had 26 points and 15 rebounds for the Terrapins, who went 5 for 18 at the foul line. Cliff Tucker scored 14 points and Howard had 14 on 6-for-7 shooting.

Goudelock had 27 points and 10 rebounds, and Donovan Monroe scored 15 points.

Maryland trailed 72-66 with 6:28 to go before both teams went cold from the field. Howard and Williams each went 1 for 2 at the line - the game's only points until Monroe made two free throws for Charleston with 2:41 left.

Tucker scored on a drive, Howard drilled a jumper from the corner and Williams again made one of two free throws to get the Terrapins to 74-73 with 55 seconds to play, setting the stage for the wild finish.

Cougars	min	FG	3-FG	FT	R	F	A	TO	B	S	TP
Simmons	30	3-7	0-1	4-6	1	4	0	2	1	0	10
Wiggins	36	2-5	1-1	0-0	8	3	5	4	5	2	5
Hall	26	1-6	0-1	0-0	6	3	0	1	1	0	2
Monroe	28	3-8	1-4	8-8	2	4	3	4	0	1	15
Goudelock	39	10-18	5-9	2-2	10	1	3	8	0	1	27
Lawrence	16	3-8	1-4	2-3	2	2	0	2	0	3	9
Carlton	2	0-1	0-0	0-0	0	0	0	0	0	0	0
Wiedeman	23	3-3	0-0	0-0	6	2	1	1	1	1	6
Team					1						
Totals	200	25-56	8-20	16-19	36	19	12	22	8	8	74

	1st Half	2nd Half	Game
FG %	14-31 .452	11-25 .440	25-56 .446
3FG %	5-12 .417	3-8 .375	8-20 .400
FT %	4-4 1.000	12-15 .800	16-19 .842

Terps	min	FG	3-FG	FT	R	F	A	TO	B	S	TP
Tucker	31	7-15	0-3	1-2	2	1	2	1	0	1	15
Gregory	26	0-4	0-0	0-0	4	4	0	2	1	1	0
Williams	37	12-21	0-0	2-8	15	3	0	2	1	2	26
Bowie	28	4-7	1-2	0-0	3	2	3	2	0	1	9
Mosley	29	1-5	0-0	1-2	2	2	4	3	1	1	3
Wejls	3	1-1	0-0	0-0	0	2	0	0	0	0	2
Stoglin	8	1-2	0-0	0-1	1	1	2	3	0	3	2
Palsson	10	0-1	0-1	0-0	2	1	2	1	0	0	0
Howard	24	6-7	1-1	1-5	1	1	4	3	0	2	14
Padgett	4	2-3	0-0	0-0	1	1	0	1	0	0	4
Team					5						
Totals	200	34-66	2-7	5-18	36	18	17	18	3	11	75

	1st Half	2nd Half	Game
FG %	18-36 .500	16-30 .533	34-66 .515
3FG %	0-2 .000	2-5 .400	2-7 .286
FT %	1-7 .143	4-11 .364	5-18 .278

Officials: Bryan Kersey, Sean Hull, Tim Nestor

Technical: None

Attendance: 13,708

Score By Periods	1st	2nd	Final
Coll. of Charleston	37	37	74 (0-1)
MARYLAND	37	38	75 (2-0)

Game #3

Maine 59
Maryland 89

Nov. 14, 2010 • College Park, Md.

Comcast Center

Having survived a busy opening week, Maryland is ready for its next challenge: a matchup against No. 5 Pittsburgh in Madison Square Garden.

Playing their third game in a seven-day span, the Terrapins beat Maine 89-59 on Sunday in the 2K Sports Classic.

Jordan Williams had 20 points and 11 rebounds, Cliff Tucker scored all 16 of his points in the first half and freshman Terrell Stoglin added 14 points for Maryland (3-0). The Terrapins led 52-29 at halftime and upped the margin to 30 with just under seven minutes left.

It was the fifth straight double-double for Jordan Williams, including twice in the NCAA tournament.

Murphy Burnatowski scored 17 and Troy Barnies added 16 for the Black Bears (1-1).

After both teams began the game with two straight turnovers, Tucker drilled a 3-pointer, Williams dunked and Tucker again connected from beyond the arc for an 8-0 lead with 2½ minutes elapsed.

The Bears got within two points before baskets by freshman Pe'Shon Howard and Stoglin ignited an 11-3 spurt that made it 26-16. Minutes later, Tucker had a dunk and a 3-pointer in a 13-0 run that put the Terrapins up 45-24.

Maryland shot 57 percent in the first half, limited Maine to nine field goals and forced 14 turnovers.

Williams scored eight of Maryland's first nine points after halftime to boost the lead to 24 points.

Blk.Bears	min	FG	3-FG	FT	R	F	A	TO	B	S	TP
Fraser	18	2-2	0-0	0-0	1	5	0	1	1	0	4
Barnies	33	4-11	1-2	7-12	11	1	2	2	0	1	16
Burnatowski	32	6-14	4-9	1-2	4	1	0	2	1	2	17
Singleton	23	1-4	1-1	4-6	0	4	3	2	0	0	7
McLemore	26	2-15	0-9	1-1	0	3	3	3	1	0	5
McAllian	2	0-1	0-1	0-0	1	0	0	1	0	0	0
Rogers	17	0-1	0-1	0-1	1	2	3	3	0	0	0
Wilcher	4	0-0	0-0	1-2	0	1	0	0	0	0	1
Peay	21	0-2	0-1	3-4	4	3	0	1	0	0	3
Allison	16	1-1	0-0	2-3	5	2	0	0	0	0	4
Chetlinov	8	1-1	0-0	0-0	0	2	0	2	0	1	2
Team					1						
Totals	200	17-52	6-24	19-31	28	24	11	17	3	4	59

	1st Half	2nd Half	Game
FG %	9-24 .375	8-28 .286	17-52 .327
3FG %	3-13 .231	3-11 .273	6-24 .250
FT %	8-14 .571	11-17 .647	19-31 .613

Terps	min	FG	3-FG	FT	R	F	A	TO	B	S	TP
Tucker	25	6-10	4-6	0-0	4	0	2	4	0	4	16
Gregory	17	2-6	0-0	2-2	3	5	0	2	1	0	6
Williams	28	6-15	0-0	8-10	11	1	0	0	1	0	20
Bowie	27	3-3	0-0	3-4	8	0	5	0	0	0	9
Mosley	16	0-4	0-0	0-0	5	5	0	3	0	0	0

Game-by-Game RECAPS

Game #4

#4 Pittsburgh 79
Maryland 70

Nov. 18, 2010 • New York, N.Y.

2K Sports Classic benefiting Coaches vs. Cancer Semifinal • Madison Square Garden

Cliff Tucker scored 17 points and Jordan Williams added 14, but Maryland fell to No. 4 Pittsburgh, 79-70, on Thursday night in the semifinals of the 2K Sports Classic.

Pitt freshman Talib Zanna had 14 points and 12 rebounds to lead the Panthers.

The 6-foot-9 Zanna, who averaged 8.3 points and 8.0 rebounds in his first three games, led the Panthers (4-0) on a night when their backcourt of Ashton Gibbs and Brad Wanamaker barely combined to match the 19.3 average they both came in with.

The Panthers closed the first half on a 10-2 run for a 31-27 lead, then started the second half on an 11-2 run with Zanna, who had two points and five rebounds in the first half, scoring six points that gave them a 42-29 lead with 17:43 to play.

Maryland (3-1) came right back with a 14-2 run that made it a one-point game with 13:20 to play.

The Terrapins tied it one more time at 46 on a three-point play by Berend Wejjs with 12:47 left, but the Panthers took the lead for good 11 seconds later on a three-point play by Nasir Robinson.

Tucker had 17 points to lead the Terrapins, who hurt themselves at the free throw line, making 14 of 30. The missed free throws kept Maryland from getting closer than six points down the stretch and offset a fine defensive effort on Pittsburgh's veteran backcourt.

Panthers	min	FG	3-FG	FT	R	F	A	TO	B	S	TP
Brown	28	2-4	0-1	7-8	7	3	2	2	0	0	11
Zanna	23	5-7	0-0	4-7	12	4	0	0	0	1	14
McGhee	20	0-3	0-0	1-2	4	2	0	0	1	1	1
Gibbs	33	3-8	2-3	5-6	7	1	2	6	0	0	13
Wanamaker	25	4-8	0-0	2-5	4	4	2	3	0	0	10
Woodall	29	4-8	0-2	3-4	2	1	5	3	0	1	11
Taylor	16	3-5	0-0	2-2	4	3	0	1	0	0	8
Patterson	15	3-7	1-3	0-0	2	4	1	0	0	0	7
Robinson	7	1-3	0-0	2-3	1	2	0	1	0	1	4
Moore	3	0-1	0-1	0-0	0	1	0	0	0	0	0
Richardson	1	0-0	0-0	0-0	0	1	0	0	0	0	0
Team					6						
Totals	200	25-54	3-10	26-37	49	26	12	16	2	4	79

	1st Half	2nd Half	Game
FG %	9-30 .300	16-24 .667	25-54 .463
3FG %	2-6 .333	1-4 .250	3-10 .300
FT %	11-15 .733	15-22 .682	26-37 .703

Terps	min	FG	3-FG	FT	R	F	A	TO	B	S	TP
Tucker	33	7-15	1-6	2-3	3	3	5	1	0	1	17
Gregory	35	3-7	0-0	1-2	2	5	0	0	4	0	7
Williams	30	6-9	0-0	2-7	8	3	0	0	0	1	14
Bowie	28	3-6	0-2	3-4	3	4	4	4	0	1	9
Mosley	32	3-9	0-3	1-3	6	4	3	0	1	1	7
Wejjs	2	1-1	0-0	1-1	0	2	0	0	0	0	3
Stoglin	16	3-6	1-2	2-3	1	0	0	1	0	0	9
Palsson	3	0-0	0-0	0-0	0	2	0	0	0	1	0
Howard	11	1-2	0-1	2-2	1	3	0	2	0	0	4
Padgett	10	0-1	0-0	0-5	1	2	0	0	1	0	0
Team					3						1
Totals	200	27-56	2-14	14-30	28	28	12	9	6	5	70

	1st Half	2nd Half	Game
FG %	13-26 .500	14-30 .467	27-56 .482
3FG %	1-6 .167	1-8 .125	2-14 .143
FT %	0-7 .000	14-23 .609	14-30 .467

Officials: Bryan Kersey, Brian Dorsey, Tim Kelly
Technical: None
Attendance: 12,210

Score By Periods	1st	2nd	Final
Pittsburgh	31	48	79 (4-0)
MARYLAND	27	43	70 (3-1)

The Associated Press contributes to all recaps

Game #5

Maryland 76
#13 Illinois 80

Nov. 19, 2010 • New York, N.Y.

2K Sports Classic benefiting Coaches vs. Cancer Third-Place Game • Madison Square Garden

Freshman Terrell Stoglin had 17 points off the bench to lead five Maryland players in double figures, but Illinois was able to hold off a comeback bid and take an 80-76 victory over the Terrapins in the third-place game Friday in the 2K Sports Classic benefiting Coaches vs. Cancer.

Demetri McCamey, D.J. Richardson and Tyler Griffey all hit three 3-pointers and the Illini, who came into the game shooting 34.5 percent from 3-point range, finished 10 for 19 (52.6 percent) from behind the arc.

McCamey finished with 20 points and seven assists, while Richardson and Griffey both had nine points, all on 3-pointers.

Griffey's 3s all came in a run spanning halftime that saw the Illini (4-1) hit eight 3s in 10 attempts as they turned a 40-36 lead into a 56-47 advantage with 12:47 to play.

Illinois went up by as many as 12 points - 69-57 with 5:35 left. But Maryland (3-2) was able to get as close as 78-76 with 7.3 seconds left on a 3 by Stoglin. The Illini missed four straight free throws and five of eight from the 1:13 mark until Brandon Paul made two with 6.4 seconds left to seal the win in the tournament that benefits Coaches vs. Cancer.

Jordan Williams had 15 points and 13 rebounds, getting all his points and 11 rebounds in the second half.

Sean Mosley added 14 points, with Cliff Tucker and Dino Gregory earning 10 each. Gregory had his first career double-double by grabbing 10 rebounds.

Terps	min	FG	3-FG	FT	R	F	A	TO	B	S	TP
Tucker	27	3-11	2-4	2-2	6	2	2	1	0	0	10
Gregory	31	4-8	0-0	2-2	10	4	0	1	2	1	10
Williams	26	6-8	0-0	3-5	13	2	0	3	0	0	15
Bowie	28	2-4	0-1	0-0	1	2	4	4	0	1	4
Mosley	34	5-13	0-2	4-5	2	5	5	3	0	1	14
Wejjs	10	0-1	0-0	0-0	2	0	0	0	1	0	0
Stoglin	17	6-12	3-7	2-3	1	2	0	0	1	2	17
Palsson	3	0-0	0-0	0-0	0	0	0	0	0	0	0
Howard	13	0-5	0-4	0-0	3	3	4	3	0	0	0
Padgett	11	3-5	0-0	0-1	1	2	0	1	0	0	6
Team					6						
Totals	200	29-67	5-18	13-18	45	22	15	16	4	5	76

	1st Half	2nd Half	Game
FG %	13-28 .464	16-39 .410	29-67 .433
3FG %	3-8 .375	2-10 .200	5-18 .278
FT %	7-9 .778	6-9 .667	13-18 .722

Illini	min	FG	3-FG	FT	R	F	A	TO	B	S	TP
Davis	30	3-8	0-0	1-2	4	2	3	2	1	1	7
Cole	22	1-5	1-4	0-2	2	0	2	0	0	1	3
Tisdale	17	4-5	0-0	0-0	4	5	1	2	1	1	8
Richardson	32	3-10	3-6	0-2	1	2	3	0	0	0	9
McCamey	29	7-9	3-3	3-4	2	4	7	1	0	0	20
Paul	20	3-3	0-0	6-8	3	3	3	3	0	3	12
Head	8	0-2	0-1	0-0	1	0	3	0	0	1	0
Leonard	3	2-3	0-0	0-0	0	0	0	2	0	0	4
Richmond	19	2-7	0-0	4-5	6	0	0	0	1	0	8
Griffey	20	3-8	3-5	0-0	3	3	0	1	0	1	9
Team					8						1
Totals	200	28-60	10-19	14-23	34	19	22	12	3	8	80

	1st Half	2nd Half	Game
FG %	16-31 .516	12-29 .414	28-60 .467
3FG %	6-10 .600	4-9 .444	10-19 .526
FT %	2-3 .667	12-20 .600	14-23 .609

Officials: Mike Eades, Tim Kelly, Sean Hull
Technical: None
Attendance: 11,723

Score By Periods	1st	2nd	Final
MARYLAND	36	40	76 (3-2)
Illinois	40	40	80 (4-1)

Game #6

Delaware State 54
Maryland 72

Nov. 23, 2010 • College Park, Md.
Comcast Center

Cliff Tucker scored 15 points, Dino Gregory added 14, and Maryland halted a two-game skid by defeating Delaware State 72-54 Tuesday night.

The victory followed successive defeats against No. 4 Pittsburgh and No. 13 Illinois last week at Madison Square Garden. Adrian Bowie scored 11 for the Terrapins (4-2), who finished with a 40-21 rebounding advantage and outscored the Hornets 14-7 at the foul line.

Maryland took the lead for good with just over two minutes elapsed, expanded the margin to 19 at halftime and led by 27 with eight minutes remaining.

Jay Threatt scored 15 for the Hornets (1-1), Desi Washington had 14 and Casey Walker chipped in with 11.

Delaware State trailed by 21 early in the second half before Washington and Walker drilled 3-pointers in a 9-2 spurt that made it 44-30. Maryland's next six points came at the foul line before Sean Mosley hit a runner for a 52-32 lead.

Soon after that, baskets by Jordan Williams and Tucker sparked a 12-2 surge that put the Terrapins up 64-37. Delaware State went more than four minutes without scoring until Threatt hit a jumper with 6:50 remaining to begin a 10-0 run that whittled the deficit down to 19 points.

Tucker scored 11 and Gregory had 10 points, five rebounds and two assists to help the Terrapins take a 40-21 halftime lead.

Hornets	min	FG	3-FG	FT	R	F	A	TO	B	S	TP
Walker	37	4-13	2-8	1-2	3	3	0	3	3	2	11
Oliver	22	1-2	0-0	2-2	2	4	1	2	2	1	4
Marcellus	27	1-1	0-0	0-0	1	2	0	1	1	0	2
Threatt	32	6-11	1-3	2-3	5	2	7	5	0	2	15
Washington	25	5-8	4-7	0-0	1	3	0	2	0	0	14
Wilson	23	2-5	2-4	0-0	0	0	3	1	0	1	6
Welcher	12	0-3	0-1	0-0	1	0	1	0	0	2	0
Stowe	20	0-4	0-0	2-2	4	1	0	1	0	0	2
Lawson	2	0-0	0-0	0-0	1	0	0	0	0	0	0
Team					2						1
Totals	200	19-47	9-23	7-9	20	15	12	16	6	8	54

	1st Half	2nd Half	Game
FG %	8-20 .400	11-27 .407	19-47 .404
3FG %	4-13 .308	5-10 .500	9-23 .391
FT %	1-2 .500	6-7 .857	7-9 .778

Terps	min	FG	3-FG	FT	R	F	A	TO	B	S	TP
Tucker	24	6-7	1-2	2-2	3	0	1	0	0	0	15
Gregory	28	7-10	0-0	0-0	8	2	3	1	1	3	14
Williams	31	1-4	0-0	4-6	8	1	0	1	1	1	6
Bowie	24	3-6	1-2	4-4	2	0	3	3	0	1	11
Mosley	26	2-6	0-1	2-2	4	0	1	6	0	0	6
Wejjs	9	3-7	0-0	0-0	4	1	0	0	2	0	6
Parker	5	0-1	0-0	0-1	1	0	0	0	0	0	0
Stoglin	15	0-5	0-2	0-0	1	3	2	1	0	0	0
Palsson	9	1-5	0-2	0-0	3	0	0	0	0	0	2
Levent	1	0-0	0-0	0-0	1	0	0	0	0	0	

Game-by-Game RECAPS

Game #7

Elon	57
Maryland	76

Nov. 26, 2010 • College Park, Md.
Comcast Center

Jordan Williams had 24 points and 13 rebounds, Adrian Bowie scored 14, and Maryland dominated Elon after halftime in a 76-57 victory Friday night.

The Terrapins (5-2) trailed by 11 points with 10 minutes elapsed before closing to 34-31 at the break. Maryland's only lead in the first half was 1-0.

The Terrapins began the second half with a 9-3 run to take a 40-37 lead. After Roger Dugas scored on a drive for Elon (2-3), Bowie drilled a 3-pointer and Williams added a dunk and a follow to put Maryland up 47-39 with 12:37 left.

It was 54-47 before Williams made a three-point play to spark a 12-0 spurt that put the Terrapins ahead by 19 with 4:53 to go.

Williams scored 20 points after halftime on 8-for-10 shooting and recorded his fifth double-double in seven games.

Jack Isenbarger led Elon with 23 points and Dugas had 13. The Phoenix shot only 33 percent from the field and went 9 for 33 from beyond the arc.

Isenbarger scored nine points and Dugas had eight to stake Elon to a 20-9 lead. Milking most of the 35-second clock on virtually every possession, the Phoenix made eight of their first 14 shots, including four 3-pointers.

Phoenix	min	FG	3-FG	FT	R	F	A	TO	B	S	TP
Dugas	29	5-10	3-8	0-0	9	1	0	1	0	1	13
Grable	21	0-2	0-0	0-0	8	2	1	1	0	0	0
Spradlin	16	1-9	1-4	0-0	0	4	0	2	0	0	3
Birdette	27	1-8	0-2	0-1	4	2	2	1	0	0	2
Long	25	2-4	1-3	0-0	1	4	4	3	0	0	5
Isenbarger	29	8-19	3-10	4-4	6	3	3	0	0	0	23
Beaumont	11	2-4	0-1	0-0	2	2	0	1	0	0	4
Watts	6	1-1	0-0	0-0	0	1	0	0	0	0	2
Koch	20	1-5	1-5	0-2	1	0	2	1	0	0	3
Troutman	14	1-5	0-0	0-0	3	0	0	0	0	0	2
Ervin	2	0-0	0-0	0-0	1	0	0	0	0	0	0
Team					1			2			
Totals	200	22-67	9-33	4-7	36	19	12	12	0	1	57

	1st Half	2nd Half	Game
FG %	13-31 .419	9-36 .250	22-67 .328
3FG %	6-17 .353	3-16 .188	9-33 .273
FT %	2- 2 1.000	2- 5 .400	4- 7 .571

Terps	min	FG	3-FG	FT	R	F	A	TO	B	S	TP
Tucker	31	3-8	0-2	2-2	3	2	5	3	1	0	8
Gregory	28	4-7	0-0	0-0	7	1	0	1	1	2	8
Williams	31	10-16	0-0	4-8	13	2	1	2	4	1	24
Bowie	32	5-11	1-3	3-4	8	2	7	0	2	1	14
Mosley	31	3-8	0-0	4-6	7	1	2	2	1	1	10
Weijls	5	1-1	0-0	0-1	1	2	0	1	0	0	2
Parker	1	0-0	0-0	0-0	0	0	0	0	0	0	0
Stoglin	14	2-5	2-4	0-0	3	1	1	2	0	0	6
Palsson	2	0-0	0-0	0-0	0	1	0	0	0	0	0
Levent	1	0-0	0-0	0-0	0	0	0	0	0	0	0
Howard	10	0-1	0-1	0-0	0	0	1	0	0	0	0
Padgett	14	2-8	0-0	0-1	5	1	0	2	2	0	4
Team					2						
Totals	200	30-65	3-10	13-22	49	13	17	13	11	5	76

	1st Half	2nd Half	Game
FG %	11-28 .393	19-37 .514	30-65 .462
3FG %	2- 6 .333	1- 4 .250	3-10 .300
FT %	7-12 .583	6-10 .600	13-22 .591

Officials: Roger Ayers, William Humes, Tony Greene
Technical: None
Attendance: 12,069

Score By Periods	1st	2nd	Final
Elon	34	23	57 (2-3)
MARYLAND	31	45	76 (5-2)

The Associated Press contributes to all recaps

Game #8

Maryland	62
Penn State	39

Dec. 1, 2010 • State College, Pa.
ACC/Big Ten Challenge • Bryce Jordan Center

Jordan Williams had 15 points and 11 rebounds and Maryland overcame a slow start in a 62-39 win over Penn State on Wednesday night in the ACC/Big Ten Challenge.

Dino Gregory, Sean Mosley and Terrell Stoglin had 10 points each for the Terps (6-2), playing their first true road game of the season. They held Penn State to 14 of 68 shooting (21 percent) on the night.

Talor Battle had 21 points for the Nittany Lions (5-2) in what was billed as the school's biggest non-conference game since the Jordan Center opened in 1996.

Both sides were sloppy, but Maryland clamped down defensively, and the Nittany Lions couldn't hit shots when open. Williams and Stoglin combined for 12 points in a 14-2 run to open a 19-point lead midway through the second half.

The 6-foot-10 Williams posted his sixth double-double of the season.

After falling behind 7-0 early, the Terps controlled the tempo with tough defense and physical play on Battle, the Nittany Lions' do-everything guard.

Leading 35-28 with 11:45 left, Williams followed a 3-point play by Stoglin with a dunk on the break off a steal by Mosley.

Williams sliced through the lane for another layup, before Dino Gregory's dunk off a turnover by Battle capped the run to give the Terps a 49-30 lead with 8:09 left.

A healthy showing of Terps fans wearing bright red stood out among the Penn State backers attired in white. They headed home with a satisfying win and watched Maryland easily pass a road test ahead of Sunday's game against Temple.

Terps	min	FG	3-FG	FT	R	F	A	TO	B	S	TP
Tucker	25	0-4	0-2	0-0	4	2	4	3	2	0	0
Gregory	24	5-7	0-0	0-1	9	3	1	1	2	0	10
Williams	35	6-10	0-0	3-9	11	4	0	2	2	1	15
Bowie	30	1-5	0-1	2-2	3	1	6	4	2	1	4
Mosley	28	3-5	2-3	6-3	3	3	3	3	0	3	10
Weijls	3	0-0	0-0	0-0	1	0	0	0	0	0	0
Stoglin	18	4-8	1-1	1-1	2	2	2	1	0	0	10
Howard	19	2-4	1-2	2-2	3	0	1	3	1	1	7
Padgett	18	2-4	0-0	2-3	1	0	0	0	0	1	6
Team					4						
Totals	200	23-47	4-9	12-21	44	15	17	17	9	7	62

	1st Half	2nd Half	Game
FG %	8-16 .500	15-31 .484	23-47 .489
3FG %	2- 4 .500	2- 5 .400	4- 9 .444
FT %	8-12 .667	4- 9 .444	12-21 .571

Lions	min	FG	3-FG	FT	R	F	A	TO	B	S	TP
Jackson	27	1-7	0-3	0-0	3	3	0	0	1	1	2
Brooks	26	2-9	0-2	2-2	10	4	0	2	2	0	6
Jones	31	2-5	0-0	0-0	7	2	0	2	0	0	4
Battle	34	7-21	2-9	5-6	6	1	2	5	1	0	21
Frazier	33	1-8	0-2	1-3	7	3	3	2	0	2	3
Buie	13	0-9	0-5	0-0	2	0	0	0	0	0	0
Woodyard	10	0-3	0-1	0-0	1	0	1	0	0	0	0
Oliver	21	1-5	1-5	0-0	0	3	0	1	1	0	3
Kirkpatrick	5	0-1	0-0	0-0	0	0	0	0	0	0	0
Team					4						
Totals	200	14-68	3-27	8-11	40	16	6	12	5	3	39

	1st Half	2nd Half	Game
FG %	9-40 .225	5-28 .179	14-68 .206
3FG %	1-14 .071	2-13 .154	3-27 .111
FT %	1- 1 1.000	7-10 .700	8-11 .727

Officials: Mike Kitts, Terry Wymer, Terry Oglesby
Technical: None
Attendance: 9,078

Score By Periods	1st	2nd	Final
MARYLAND	26	36	62 (6-2)
Penn State	20	19	39 (5-2)

Game #9

Temple	64
Maryland	61

Dec. 5, 2010 • Washington, D.C.
BB&T Classic • Verizon Center

Jordan Williams had 17 points and 11 rebounds for the Terrapins (6-3) for his seventh double-double this season and Terrell Stoglin scored 12 of his 16 points in the second half, but Maryland fell to Temple, 64-61, in Sunday's BB&T Classic finale.

Lavoy Allen hit a crucial three-point play and Temple escaped with the victory, despite yielding a 15-point lead.

Allen finished with 13 points and 10 rebounds, Ramone Moore had 16 points and Juan Fernandez had 14 for the Owls (5-2), who won their second straight.

Down eight, Maryland used an 8-0 run to tie it at 56, capped by James Padgett's slam dunk with 1:52 left.

Allen responded with an inside layup and foul shot, and then Khalif Wyatt stole Dino Gregory's pass underneath the Temple basket to hit an open layup and stretch it to 61-56 with 34 seconds remaining.

Stoglin's 3-pointer closed it to 63-61 with just seconds left but after Moore hit a free throw, Stoglin's half-court heave fell short.

Maryland trailed 32-21 at halftime and the deficit grew to 36-21 less than two minutes into the second half.

The Terrapins substituted four players with 17:27 to play, with those reserves and Jordan Williams helping chip away at the deficit until the Terps pulled even on Padgett's dunk.

Owls	min	FG	3-FG	FT	R	F	A	TO	B	S	TP
Allen	32	6-10	0-1	1-2	10	5	1	1	1	1	13
Randall	38	4-7	1-4	1-2	7	3	1	2	0	3	10
Eric	16	3-5	0-0	0-2	7	3	0	3	0	0	6
Fernandez	38	7-16	0-4	0-0	3	2	3	1	0	1	14
Moore	32	4-16	0-1	8-10	5	2	2	3	0	2	16
Wyatt	16	2-4	1-3	0-0	0	3	1	1	0	4	5
DiLeo	3	0-1	0-0	0-0	0	0	0	0	0	0	0
Brown	1	0-0	0-0	0-0	0	0	0	0	0	0	0
Jefferson	24	0-1	0-0	0-0	7	3	1	4	0	2	0
Team					3						
Totals	200	26-60	2-13	10-16	42	21	9	15	1	13	64

	1st Half	2nd Half	Game
FG %	13-31 .419	13-29 .448	26-60 .433
3FG %	1- 7 .143	1- 6 .167	2-13 .154
FT %	5- 6 .833	5-10 .500	10-16 .625

Terps	min	FG	3-FG	FT	R	F	A	TO	B	S	TP
Tucker	18	1-4	0-0	0-0	1	1	0	1	0	0	2
Gregory	31	0-4	0-0	1-2	6	2	1	2	0	3	1
Williams	32	7-14	0-0	3-7	11	4	0	2	1	1	17
Bowie	22	0-1	0-1	2-2	2	1	2	2	0	1	2
Mosley	19	2-6	0-1	0-0	2	2	1	2	0	1	4
Weijls	4	0-0	0-0	0-0	0	1	0	0	0	0	0
Stoglin	25	5-12	2-6	4-4	1	4	2	1	1	0	16
Palsson	12	2-4	1-2	0-0	2	0	0	2	0	0	5
Howard	23	3-5	0-0	0-2	2	1	6	2	0	0	6

Game-by-Game RECAPS

Game #10
UNC Greensboro 56
Maryland 99
 Dec. 8, 2010 • College Park, Md.
 Comcast Center

Jordan Williams had 23 points and 13 rebounds, freshman guard Terrell Stoglin scored 18 and Maryland extended its home winning streak to 15 games with a 99-56 victory Wednesday night.

It was the eighth double-double for Williams and his fourth straight. It was also the fourth game in which he scored more than 20; he finished three points short of his career high.

Adrian Bowie scored 16 and Cliff Tucker added 13 for the Terrapins (7-3), who begin ACC play Sunday against visiting Boston College.

Maryland's home winning streak includes eight ACC games last season and six non-league games this year. After Sunday's game against BC, the Terrapins play three more non-league games at home before resuming ACC play on Jan. 9 at Duke.

Williams had 14 points, Tucker had 10 and Maryland went 17 for 31 from the field in taking a 49-31 halftime lead.

Maryland led 10-6 before Tucker hit a 3-pointer to ignite an 8-0 spurt that built the margin to 12 points. Williams made his first four shots from the floor and had five rebounds - one more than the Spartans - with 7½ minutes elapsed.

Spartans	min	FG	3-FG	FT	R	F	A	TO	B	S	TP
Henry	28	3-9	1-2	4-5	8	4	0	0	2	0	11
Cole	16	2-4	0-1	0-0	0	3	0	0	1	0	4
Parker	14	0-2	0-2	0-0	0	1	0	4	0	0	0
Randall	36	6-13	2-4	4-4	0	2	7	5	0	0	18
Evans	18	2-3	2-3	0-0	4	0	1	1	0	0	6
Williams	20	3-9	1-3	0-0	3	5	0	0	0	1	7
Sellers	4	0-0	0-0	0-0	2	2	0	1	0	0	0
Van Dussen	19	0-4	0-2	0-0	0	2	1	1	1	0	0
Simpson	13	2-8	0-2	0-0	4	1	1	4	0	0	4
Bone	1	0-0	0-0	0-0	0	0	0	0	0	0	0
Henegar	6	0-1	0-0	0-0	1	1	0	0	0	0	0
Brackett	23	3-11	0-1	0-0	6	5	0	0	0	0	6
Hoffer	2	0-0	0-0	0-0	0	0	0	0	0	0	0
Team					3			1			
Totals	200	21-64	6-20	8-9	31	26	10	17	4	1	56

	1st Half	2nd Half	Game
FG %	11-29 .379	10-35 .286	21-64 .328
3FG %	3-10 .300	3-10 .300	6-20 .300
FT %	6-6 1.000	2-3 .667	8-9 .889

Terps	min	FG	3-FG	FT	R	F	A	TO	B	S	TP
Tucker	24	5-10	3-6	0-0	5	2	5	1	1	2	13
Gregory	21	1-4	0-0	1-2	4	2	0	2	0	2	3
Williams	26	8-13	0-0	7-11	13	2	1	0	0	0	23
Bowie	18	4-5	2-3	6-6	2	1	4	2	1	0	16
Mosley	21	3-6	0-1	0-0	4	1	4	4	0	0	6
Weijis	13	3-5	0-0	1-2	3	0	2	0	4	0	7
Parker	11	2-5	0-0	0-3	5	0	2	1	1	0	4
Stoglin	19	6-10	1-3	5-6	0	0	3	4	0	1	18
Palsson	9	1-1	0-0	1-2	3	1	1	0	0	0	3
Howard	19	0-3	0-1	0-0	0	1	2	1	0	0	0
Padgett	19	2-5	0-0	2-5	9	0	0	0	0	1	6
Team					5						
Totals	200	35-67	6-14	23-37	53	10	24	15	7	6	99

	1st Half	2nd Half	Game
FG %	17-31 .548	18-36 .500	35-67 .522
3FG %	4-9 .444	2-5 .400	6-14 .429
FT %	11-17 .647	12-20 .600	23-37 .622

Officials: Sean Hull, Bernard Clinton, Ron Groover
 Technicals: None
 Attendance: 12,788

Score By Periods	1st	2nd	Final
UNC Greensboro	31	25	56 (0-8)
MARYLAND	49	50	99 (7-3)

The Associated Press contributes to all recaps

Game #11
Boston College 79
Maryland 75
 Dec. 12, 2010 • College Park, Md.
 Comcast Center

Biko Paris scored a career-high 22 points, Corey Raji drilled the tiebreaking 3-pointer with 33.7 seconds left, and Boston College defeated Maryland 79-75 Sunday in the Atlantic Coast Conference opener for both teams.

Reggie Jackson scored 16 for the Eagles (8-2, 1-0) in the ACC debut of first-year coach Steve Donahue. Boston College made 13 3-pointers in extending its winning streak to five games.

Jordan Williams had a career-high 27 points and 13 rebounds for Maryland (7-4, 0-1). The Terrapins, who came in with a 15-game home winning streak, failed to score over the final 2:40.

The back-and-forth game featured 16 lead changes and 11 ties.

After a basket by Williams in the lane and a drive by Adrian Bowie put the Terps ahead 75-72, Joe Trapani made one of two foul shots for BC and a basket by Raji tied it, setting the stage for the thrilling finish.

It was the fifth straight double-double for Williams, whose previous career high in points was 26. Terrell Stoglin and Dino Gregory each scored 14. But the Terrapins were 3 for 17 from beyond the arc.

Maryland led 57-53 before Raji and Paris hit 3-pointers in a 7-2 spurt for the Eagles. A dunk by Williams blunted the charge, but Jackson made a jumper to put BC back in front.

No lead was safe. The Terrapins led 67-64 before Paris sank a 3-pointer, and minutes later a 3-pointer by Trapani put Boston College ahead 72-71.

Williams had 13 points and Stoglin had 10 to help the Terrapins take a 41-39 halftime lead.

Eagles	min	FG	3-FG	FT	R	F	A	TO	B	S	TP
Trapani	32	3-9	1-3	3-4	6	1	3	3	2	2	10
Rubin	23	3-6	3-6	0-0	2	2	2	0	0	0	9
Southern	21	3-8	0-0	0-0	6	3	1	4	0	0	6
Jackson	36	5-8	1-2	5-5	5	3	5	3	1	0	16
Paris	37	8-12	6-10	0-1	1	2	2	2	0	1	22
Moton	6	0-0	0-0	0-0	1	2	0	0	0	0	0
Raji	28	4-11	2-6	1-2	9	2	2	1	0	0	11
Cahill	3	0-0	0-0	0-0	0	0	0	1	0	0	0
Elmore	14	2-4	0-2	1-2	1	1	1	0	0	1	5
Team					3						
Totals	200	28-58	13-29	10-14	34	16	16	14	3	5	79

	1st Half	2nd Half	Game
FG %	15-33 .455	13-25 .520	28-58 .483
3FG %	6-17 .353	7-12 .583	13-29 .448
FT %	3-3 1.000	7-11 .636	10-14 .714

Terps	min	FG	3-FG	FT	R	F	A	TO	B	S	TP
Tucker	26	2-10	1-7	1-4	5	1	1	2	1	1	6
Gregory	31	6-8	0-0	2-2	5	4	0	0	3	0	14
Williams	38	12-16	0-0	3-4	13	2	2	0	1	0	27
Bowie	25	2-3	0-0	0-0	2	2	7	0	0	1	4
Mosley	22	3-8	0-3	1-1	1	3	3	3	0	3	7
Weijis	2	0-0	0-0	0-0	0	0	0	0	0	0	0
Stoglin	28	6-17	1-5	1-3	3	1	3	0	0	0	14
Palsson	5	1-2	1-1	0-0	3	0	0	2	0	1	3
Howard	19	0-1	0-1	0-0	2	1	3	2	0	0	0
Padgett	4	0-0	0-0	0-0	0	0	0	0	0	0	0
Team					1						
Totals	200	32-65	3-17	8-14	35	14	19	9	5	6	75

	1st Half	2nd Half	Game
FG %	15-35 .429	17-30 .567	32-65 .492
3FG %	3-11 .273	0-6 .000	3-17 .176
FT %	8-10 .800	0-4 .000	8-14 .571

Officials: Jamie Luckie, Mike Eades, Ed Corbett
 Technicals: None
 Attendance: 15,851

Score By Periods	1st	2nd	Final
Boston College	39	40	79 (8-2, 1-0)
MARYLAND	41	34	75 (7-4, 0-1)

Game #12
NJIT 50
Maryland 89
 Dec. 22, 2010 • College Park, Md.
 Comcast Center

Jordan Williams had 14 points and 12 rebounds, and five other Terrapins scored in double figures Wednesday night in an 89-50 rout of NJIT.

It was the sixth straight double-double for Williams, the longest such streak by a Maryland player since Joe Smith had a seven-game run in 1995.

Williams, a 6-foot-10 sophomore center, has 10 double-doubles this season and 18 for his career. It's almost as if his teammates have come to expect him to reach double figures in both categories.

Dino Gregory scored 14 points, Bowie had 13, Cliff Tucker and Sean Mosley each scored 11 and James Padgett contributed 10 for the Terrapins (8-4).

Chris Flores led NJIT (2-7) with 10 points. It was the 14th straight road loss for the Highlanders since Dec. 28, 2009.

Coming off a nine-day break for final exams, Maryland missed seven of its first 10 shots and led by only 12 points before closing the first half with a 24-1 run.

Padgett started the surge with two free throws and Williams followed with a layup before Pe'Shon Howard made a foul shot. After that, Tucker, Gregory and freshman Terrell Stoglin each scored five points and Mosley chipped in with a basket and two free throws.

The Highlanders' only point over the final 6-1/2 minutes of the first half was a free throw by P.J. Miller.

Highlanders	min	FG	3-FG	FT	R	F	A	TO	B	S	TP
Johnson	9	0-2	0-0	0-0	2	4	0	3	0	2	0
Flores	35	3-7	0-0	4-5	2	3	2	2	0	2	10
Miller	28	2-6	0-0	3-8	1	2	2	4	0	1	7
Wilson	35	2-10	0-5	1-2	4	0	4	5	0	1	5
Wilkerson	24	4-11	1-4	0-0	3	2	0	4	0	0	9
Onyebuchi	1	0-0	0-0	0-0	0	0	0	0	0	0	0
Kearse	15	3-9	2-5	0-0	4	0	3	1	0	0	8
S.Schickel	2	0-0	0-0	0-0	0	0	0	0	0	0	0
Silcott	12	0-1	0-0	2-4	1	1	0	1	0	0	2
Bond	14	2-3	2-2	0-0	1	4	0	2	1	0	6
Ohri	2	1-3	1-2	0-0	0	0	0	0	0	0	3
Regis	18	0-0	0-0	0-0	4	5	0	0	2	1	0
McCarthy	5	0-1	0-0	0-0	1	0	0	0	0	0	0
Team					5						
Totals	200	17-53	6-18	10-19	28	21	11	22	3	7	50

	1st Half	2nd Half	Game
FG %	7-21 .333	10-32 .313	17-53 .321
3FG %	0-6 .000	6-12 .500	6-18 .333
FT %	4-9 .444	6-10 .600	10-19 .526

Terps	min	FG	3-FG	FT	R	F	A	TO	B	S	TP
Mosley	24	4-5	1-1	2-2	2	3	1	1	2	2	11
Gregory	27	5-8	0-0	4-4	9	1	1	1	3	0	14
Williams	30	5-12	0-0	4-6	12	1	0	1	1	0	14
Bowie	23	4-7	3-6	2-2	1	2	0	2	1	0	13
Howard	17	1-2	1-2	1-2	0	1	4	2	0	2	4
Weijis	9	2-2	0-0	0-0	2	1	0	2	3	0	4
Parker	4	0-1	0-0	0-0	1	0	0	0	0	0	

Game-by-Game RECAPS

Game #13

North Florida 62
Maryland 85

Dec. 29, 2010 • College Park, Md.
Comcast Center

Jordan Williams had 17 points and 11 rebounds, and Maryland got 15 points from Sean Mosley in an 85-62 victory over North Florida on Wednesday night.

Williams' run of double-doubles is the longest by a Maryland player since Joe Smith had seven straight in 1995. He recorded his 11th double-double in 13 games.

Cliff Tucker scored 14 and freshman Terrell Stoglin added 13 for the Terrapins (9-4). Maryland led 48-40 before Tucker contributed seven points to a 14-0 run that boosted the margin to 22 with 11:50 to go.

Parker Smith led North Florida (4-8) with 21 points and Jerron Granberry had 16. The Ospreys have lost five straight, all by at least 10 points.

North Florida committed 24 turnovers and shot 35 percent from the floor. The Ospreys went 7 for 18 from beyond the arc and scored only 11 baskets in the paint.

North Florida made it interesting at the outset, taking a 14-12 lead on Smith's second 3-pointer in the opening seven minutes. It was 18-all before Mosley and Adrian Bowie made successive layups at the outset of an 11-3 run that enabled the Terrapins to take control.

After Brad Haugabrook scored for the Ospreys, Mosley made a three-point play and banked a runner off the glass to ignite a 10-0 burst that made it 39-23.

The Terrapins settled for a 43-31 halftime lead, which wasn't bad considering they committed 10 turnovers and were 8 for 16 at the foul line.

Ospreys	min	FG	3-FG	FT	R	F	A	TO	B	S	TP
Diaz	27	2-5	0-0	0-1	6	5	1	2	0	1	4
Jeune	33	3-5	0-0	2-5	5	3	0	2	1	1	8
Haugabrook	34	3-12	0-0	0-0	5	1	5	7	0	0	6
Williams	28	0-7	0-1	2-2	6	3	0	3	0	0	2
Granberry	29	4-11	2-6	6-6	3	2	0	4	0	1	16
Smith	23	6-10	5-9	4-5	1	4	0	3	0	1	21
Wilson	7	0-1	0-0	1-2	0	0	1	0	0	1	1
McRoy	14	1-3	0-2	2-2	4	3	2	2	0	0	4
Groothuis	5	0-0	0-0	0-0	1	2	0	1	0	0	0
Team					3						
Totals	200	19-54	7-18	17-23	34	23	9	24	1	5	62

	1st Half	2nd Half	Game
FG %	8-20 .400	11-34 .324	19-54 .352
3FG %	4- 8 .500	3-10 .300	7-18 .389
FT %	11-16 .688	6- 7 .857	17-23 .739

Terps	min	FG	3-FG	FT	R	F	A	TO	B	S	TP
Mosley	29	6-10	1-2	2-3	4	4	6	3	0	2	15
Gregory	27	1-4	0-1	2-2	5	2	1	1	2	1	4
Williams	31	8-14	0-0	1-10	11	1	2	4	3	1	17
Bowie	22	4-7	1-1	1-1	4	2	4	0	0	2	10
Howard	19	2-6	1-2	2-2	2	0	3	1	0	3	7
Wejjs	7	0-2	0-0	0-0	2	1	0	0	0	1	0
Stoglin	22	6-9	0-1	1-1	0	1	2	4	0	1	13
Palsson	4	0-0	0-0	1-2	2	1	0	0	0	0	1
Tucker	24	5-8	1-2	3-3	4	4	3	1	0	0	14
Padgett	15	1-2	0-0	2-2	2	2	0	2	1	0	4
Team					4		1				
Totals	200	33-62	4-9	15-26	40	18	21	17	6	11	85

	1st Half	2nd Half	Game
FG %	17-30 .576	16-32 .500	33-62 .532
3FG %	1- 4 .250	3- 5 .600	4- 9 .444
FT %	8-16 .500	7-10 .700	15-26 .577

Officials: James Barker, Freddie Williams, Ron Groover
Technical: None
Attendance: 13,894

Score By Periods	1st	2nd	Final
North Florida	31	31	62 (4-8)
MARYLAND	43	42	85 (9-4)

The Associated Press contributes to all recaps

Game #14

Colgate 40
Maryland 95

Jan. 4, 2011 • College Park, Md.
Comcast Center

Jordan Williams had 12 points and 11 rebounds for his eighth straight double-double, and the Terrapins used an early 22-0 run to blow past Colgate 95-40 on Tuesday night.

Williams' string of double-doubles is four short of the school record, set by Len Elmore in the 1973-74 season. Williams, a 6-foot-10 sophomore forward, has reached double figures in both points and rebounds in 12 of 14 games this season.

Adrian Bowie scored 16 points and freshman guard Terrell Stoglin had 12 in his first college start for the Terrapins (10-4). Cliff Tucker and Dino Gregory also scored 12 for Maryland, which shot 52 percent from the floor.

Joe Hoban scored 10 for the Raiders (1-12), who were coming off a win over Longwood. Colgate has lost to Duke, Syracuse and Maryland by a combined 164 points.

Colgate made the game's first basket - a jumper by Pat Moore - but started 1 for 16 from the field with two turnovers and fell hopelessly behind, 22-2.

Bowie scored six points in the first six minutes, and Stoglin added five points and an assist during the 22-point run.

Colgate went more than nine minutes without a point before Yaw Gyawu made a layup. That sparked a 6-0 spree, but Maryland answered with a 14-2 spurt that made it 36-10.

The Raiders shot 7 for 34 before halftime, including 1 for 9 from beyond the arc. Colgate trailed 45-17 at the break.

Raiders	min	FG	3-FG	FT	R	F	A	TO	B	S	TP
James	25	2-7	0-1	1-1	5	2	2	0	3	0	5
Gyawu	19	4-6	0-0	0-0	3	0	0	2	0	0	8
Pascale	18	0-6	0-0	0-0	3	4	0	1	0	2	0
Rolls	25	1-6	0-3	0-0	0	2	1	2	0	0	2
Moore	37	3-12	2-6	0-0	3	0	2	0	0	0	8
Hoban	22	4-11	1-6	1-2	3	1	0	4	0	1	10
Johnson	17	0-5	0-1	0-0	0	2	1	1	0	0	0
Bogdanovic	19	1-4	0-0	0-0	3	0	0	1	2	0	2
Melville	18	1-4	0-0	3-4	3	2	3	2	0	0	5
Team					3						
Totals	200	16-61	3-17	5-7	26	13	9	13	5	3	40

	1st Half	2nd Half	Game
FG %	7-34 .206	9-27 .333	16-61 .262
3FG %	1- 9 .111	2- 8 .250	3-17 .176
FT %	2- 21.000	3- 5 .600	5- 7 .714

Terps	min	FG	3-FG	FT	R	F	A	TO	B	S	TP
Mosley	25	3-8	0-2	0-0	5	0	3	1	1	3	6
Gregory	28	4-7	0-0	4-5	6	1	3	0	1	0	12
Williams	27	6-10	0-0	0-1	11	1	0	1	3	0	12
Bowie	23	6-12	2-6	2-2	6	1	5	1	0	2	16
Stoglin	21	4-8	3-5	1-1	1	3	4	2	0	0	12
Wejjs	13	3-3	0-0	0-0	2	0	1	2	1	0	6
Parker	8	1-3	0-0	0-0	2	0	2	0	0	0	2
Palsson	10	2-4	1-1	2-2	1	1	2	0	0	1	7
Levent	3	0-0	0-0	0-0	1	0	0	0	0	0	0
Howard	16	3-7	1-3	0-0	3	0	4	0	0	1	7
Tucker	18	5-10	2-4	0-0	4	1	3	1	0	2	12
Padgett	8	1-1	0-0	1-1	4	0	0	1	0	0	3
Team					6						
Totals	200	38-73	9-21	10-12	51	9	27	9	6	9	95

	1st Half	2nd Half	Game
FG %	18-38 .474	20-35 .571	38-73 .521
3FG %	3- 8 .375	6-13 .462	9-21 .429
FT %	4- 6 .667	6- 6 1.000	10-12 .833

Officials: Jamie Luckie, John Cahill, Tim Nestor
Technical: None
Attendance: 12,814

Score By Periods	1st	2nd	Final
Colgate	17	23	40 (1-12)
MARYLAND	43	52	95 (10-4)

Game #15

Maryland 64
#1/1 Duke 71

Jan. 9, 2011 • Durham, N.C.
Cameron Indoor Stadium

Kyle Singler finished with 25 points and a season-high 10 rebounds, and top-ranked Duke beat the Terrapins 71-64 on Sunday night to extend their winning streak to 25.

Nolan Smith added 18 hard-fought points on 5-of-18 shooting for Duke (15-0, 2-0 ACC). The Blue Devils overcame 17 turnovers and shot 40 percent to extend their best start since 2005-06.

Jordan Williams had 23 points and 13 rebounds for his ninth straight double-double, and Cliff Tucker added 14 points for the Terrapins (10-5, 0-2), the last team to beat Duke. They were denied their 11th win against a No. 1 team in school history and first since 2008.

Maryland closed to 67-62 on Williams' layup with 1:25 left before Singler hit the shot of the night. Smith passed to him, and he hit a 3-pointer with 53 seconds left. The Terrapins couldn't get closer than six after that.

The perimeter defense on Smith seemed to open things up for Singler, who was 10 of 19 from the field and finished with three 3s. After the Terps closed to 55-54 with 6-1/2 minutes left, Singler hit from long range to start an 8-2 spurt. He closed it with a layup that made it 63-56 with 4:20 left, and Maryland couldn't make it a one-possession game the rest of the way.

The Blue Devils trailed 38-32 a minute into the second half -- their largest deficit of the season -- before they used a Curry-led 14-2 run to take a six-point lead. Curry scored nine points during the burst, capping it with a 3 from the corner that made it 46-40 with 13 minutes left. But the Terps kept themselves within striking distance the rest of the way; neither team led by more than eight.

Terps	min	FG	3-FG	FT	R	F	A	TO	B	S	TP
Mosley	25	3-8	0-0	2-2	6	3	2	2	0	2	8
Gregory	30	3-7	0-0	2-4	4	2	0	0	4	3	8
Williams	31	10-17	0-0	3-6	13	3	0	3	2	0	23
Bowie	32	0-4	0-2	1-2	4	1	5	1	0	0	1
Stoglin	24	1-10	0-6	1-2	3	4	5	3	0	0	3
Wejjs	1	0-0	0-0	0-0	0	0	0	0	0	0	0
Palsson	14	0-3	0-1	0-0	3	3	0	0	0	0	0
Howard	10	2-2	1-1	0-0	0	3	3	4	0	0	5
Tucker	29	6-13	2-4	0-1	7	4	2	2	2	0	14
Padgett	4	1-2	0-0	0-0	0	0	0	1	0	0	2
Team					1						
Totals	200	26-66	3-14	9-17	41	23	17	16	8	5	64

	1st Half	2nd Half	Game
FG %	12-30 .400	14-36 .389	26-66 .394
3FG %	1- 5 .200	2- 9 .222	3-14 .214
FT %	6- 8 .750	3- 9 .333	9-17 .529

'Devils	min	FG	3-FG	FT	R	F	A	TO	B	S	TP
Singler	40	10-19	3-7	2-4	10	1	0	2	0	1	25
Kelly	17	1-5	0-4	0-0	3	1	0	0	2	0	2
Mi.Plumlee	25	2-7	0-0	0-2	8	3	1	0	1	0	4
Smith	40	5-18	0-3	8-8	7	3	8	5	0	0	18
Dawkins	30	3-6	2-5	0-0	2	2	1	3	0	0	8
Thornton	12	1-1	0-0	0-2	0	2	0	0	0	4	2
Ma.Plumlee	18	0-2	0-0	0-0	6	5	0	5	1	0	0
Curry	18	3-4	1-2	5-7	1	3	0	1	0	1	12
Team					7						
Totals	200	25-62	6-2								

Game-by-Game RECAPS

Game #16

Maryland 74
Wake Forest 55

Jan. 12, 2011 • Winston-Salem, N.C.
Lawrence Joel Coliseum

Cliff Tucker scored a season-high 21 points to lead Maryland past Wake Forest 74-55 on Wednesday night.

Jordan Williams added 13 points and matched a season-high with 15 rebounds for his 10th consecutive double-double, and Adrian Bowie scored 12 points for the Terrapins.

Maryland (11-5, 1-2 Atlantic Coast Conference) shot 38 percent, hitting 26 of 68 attempts, outrebounded Wake Forest 52-42 and used a 15-0 spurt midway through the second half to take command.

Freshman Travis McKie had 13 points and 10 rebounds, and C.J. Harris added 10 points for the Demon Deacons (7-10, 0-2).

Wake Forest had 18 turnovers and had two field-goal droughts of at least 5-1/2 minutes.

Tucker reached double figures for the fifth straight game, topped the 17 points he scored against Pitt on Nov. 18 and finished one point shy of the career best he set against North Carolina in 2009.

Dino Gregory started the Terrapins' decisive run with a stickback with 11-1/2 minutes left to make it 48-40, and Tucker pushed the lead into double figures to stay with a free throw with 11:21 left. Williams made it a 20-point game with a free throw with 9:34 left and Tucker capped the burst with another free throw to stretch the lead to 61-40 with 8:42 remaining.

The Demon Deacons went roughly 6 1/2 minutes between field goals and missed nine consecutive shots during one rough stretch that bridged the halves. Still, they clawed back in the game by outscoring Maryland 14-6 early in the second half.

Terps	min	FG	3-FG	FT	R	F	A	TO	B	S	TP
Mosley	23	3-5	1-1	1-2	4	3	2	1	0	0	8
Gregory	19	4-6	0-0	0-1	3	4	0	1	1	0	8
Williams	28	2-13	0-0	9-14	15	3	0	0	2	1	13
Bowie	27	5-10	2-5	0-2	1	1	2	0	0	0	12
Stoglin	17	1-9	0-4	0-0	0	3	3	3	0	2	2
Wejls	2	0-0	0-0	0-0	0	1	0	0	2	0	0
Parker	1	0-0	0-0	0-0	0	0	0	0	0	0	0
Palsson	20	2-5	0-1	0-0	5	0	2	3	0	1	4
Howard	23	1-3	0-2	0-0	4	1	5	0	0	3	2
Tucker	29	6-13	2-5	7-10	8	1	4	2	0	2	21
Padgett	11	2-4	0-0	0-4	5	0	0	0	1	1	4
Team					7				1		
Totals	200	26-68	5-18	17-33	52	17	18	11	6	10	74

	1st Half	2nd Half	Game
FG %	13-35 .371	13-33 .394	26-68 .382
3FG %	4-11 .364	1-7 .143	5-18 .278
FT %	6-13 .462	11-20 .550	17-33 .515

Deacons	min	FG	3-FG	FT	R	F	A	TO	B	S	TP
M'schirkov	14	2-4	1-1	2-2	3	4	0	2	0	1	7
McKie	30	6-13	1-2	0-1	10	3	2	3	2	1	13
Desrosiers	31	1-8	0-0	3-5	9	2	2	1	7	0	5
Clark	28	2-7	0-0	1-1	3	4	4	4	0	2	5
Harris	35	2-4	0-0	6-6	3	4	1	4	0	0	10
Terrell	19	4-13	0-4	0-0	0	1	1	2	0	2	8
Stewart	22	2-6	1-5	2-2	2	2	2	2	1	0	7
Tabb	12	0-2	0-0	0-2	2	1	0	0	0	0	0
Walker	9	0-3	0-0	0-0	5	2	0	0	1	0	0
Team					5						
Totals	200	19-60	3-12	14-19	42	23	12	18	11	6	55

	1st Half	2nd Half	Game
FG %	8-31 .258	11-29 .379	19-60 .317
3FG %	2-10 .200	1-2 .500	3-12 .250
FT %	4-4 1.000	10-15 .667	14-19 .733

Officials: Karl Hess, Brian Dorsey, Sean Hull
Technical: None
Attendance: 10,307

Score By Periods	1st	2nd	Final
MARYLAND	36	38	74 (11-5, 1-2)
Wake Forest	22	33	55 (7-10, 0-2)

The Associated Press contributes to all recaps

Game #17

Maryland 66
#7/7 Villanova 74

Jan. 15, 2011 • Philadelphia, Pa.
Wells Fargo Center

Corey Fisher scored eight of his 17 points during a 19-0 run that helped No. 7 Villanova avoid an upset and win its 11th straight game, 74-66 over Maryland on Saturday.

The Wildcats (16-1) trailed by 12 midway through the second half and could not make a shot against one of the top defensive teams in the nation.

Led by Jordan Williams, the Terps (11-6) were 9 minutes from the signature win against a Top 25 team they've been craving.

Fisher hit a pair of 3s during the spurt and sent the crowd at their off-campus NBA home into a frenzy.

After opening the second half 4 of 14 from the field, the Wildcats went on a tear.

The Terps closed within three when Wayns, a fast and fearless driver, stayed outside and buried a 3-pointer to give the Wildcats some space.

Wayns and Fisher combined to shoot 14 for 25--a big bailout for a team that shot 29 percent from 3-point range and saw Stokes finish with nine points.

The Terps came out with something to prove and crisp offense (12 assists on 15 baskets) sent them into halftime with a 36-33 lead. Williams was a rebound shy from a double-double at the break and the Terps were clicking.

They built the lead to 12 points and showed no signs of blowing the win. Williams had 25 points and 14 rebounds, and Dino Gregory and Adrian Bowie each had 10.

Terps	min	FG	3-FG	FT	R	F	A	TO	B	S	TP
Mosley	19	3-5	0-1	0-0	2	3	1	2	0	1	6
Gregory	36	4-7	0-0	2-3	5	1	0	3	0	1	10
Williams	38	10-14	0-0	5-10	14	3	0	0	1	0	25
Bowie	32	4-9	0-2	2-3	1	3	1	0	1	3	10
Stoglin	25	3-9	0-1	0-0	0	2	8	1	0	1	6
Palsson	8	1-1	0-0	0-0	2	1	2	3	0	0	2
Howard	15	1-4	1-4	1-2	1	1	3	3	0	2	4
Tucker	28	1-7	1-3	0-0	4	3	4	2	0	2	3
Team					4						
Totals	200	27-56	2-11	10-18	33	17	19	14	2	10	66

	1st Half	2nd Half	Game
FG %	15-31 .484	12-25 .480	27-56 .482
3FG %	2-6 .333	0-5 .000	2-11 .182
FT %	4-7 .571	6-11 .545	10-18 .556

Wildcats	min	FG	3-FG	FT	R	F	A	TO	B	S	TP
Stokes	36	4-14	1-7	0-0	1	2	1	2	0	1	9
Pena	39	7-12	0-0	0-0	10	1	1	2	1	0	14
Yarou	23	0-6	0-0	3-4	12	5	0	2	1	0	3
Wayns	29	7-10	1-4	7-9	1	4	3	2	0	0	22
Fisher	37	7-15	3-6	0-0	2	1	5	3	0	1	17
Cheek	4	0-1	0-0	0-0	2	0	1	0	0	1	0
Bell	10	1-1	0-0	1-1	1	2	1	0	0	0	3
Armwood	22	1-4	0-0	4-6	13	2	0	3	1	0	6
Team					1						
Totals	200	27-63	5-17	15-20	43	17	12	14	3	3	74

	1st Half	2nd Half	Game
FG %	15-34 .441	12-29 .414	27-63 .429
3FG %	1-6 .167	4-11 .364	5-17 .294
FT %	2-3 .667	13-17 .765	15-20 .750

Officials: Jim Burr, Michael Stephens, John Gaffney
Technical: None
Attendance: 17,477

Score By Periods	1st	2nd	Final
MARYLAND	36	30	66 (11-6)

Game #18

Virginia Tech 74
Maryland 57

Jan. 20, 2011 • College Park, Md.
Comcast Center

Virginia Tech opened the game with a 12-0 run, got a career-high 24 points from Erick Green and earned a 74-57 victory over Maryland on Thursday night.

Malcolm Delaney scored 19 points for the Hokies, who never trailed in winning for only the fourth time in 20 games at Maryland. Virginia Tech (12-5, 3-2 Atlantic Coast Conference) has won eight of nine, seven by double figures.

Green, a sophomore guard, went 12 for 16 from the field and the Hokies shot 54 percent against the nation's sixth-ranked defense in field goal percentage.

The Terrapins (11-7, 1-3) couldn't recover from their awful start. Jordan Williams had 11 points and 11 rebounds to tie Len Elmore's school record of 12 straight double-doubles, but the sophomore forward made only one basket in the decisive first half.

Cliff Tucker led Maryland with 13 points and Adrian Bowie had 10.

A layup by Green put the Hokies up 53-36 with 14:32 left. After the Terrapins used four straight baskets by Tucker to close to 61-53 with 7:15 to go, a free throw by Victor Davila and a layup by Green began a 9-2 spree that put the game out of reach.

Bowie made Maryland's first basket, a 3-pointer. Minutes later, Bowie and Stoglin sank successive shots from beyond the arc to get the Terrapins to 17-13.

Davila and Green made back-to-back dunks to spark a 9-2 spurt that made it 26-15, and a three-point play by Manny Atkins upped the margin to 12 points. It was 40-29 at halftime.

Hokies	min	FG	3-FG	FT	R	F	A	TO	B	S	TP
Allen	32	3-9	1-2	0-0	10	4	2	4	1	1	7
Bell	29	1-3	0-0	0-0	7	3	2	0	1	0	2
Davila	37	6-8	0-0	1-4	5	2	1	4	0	0	13
Green	37	12-16	0-2	0-0	3	2	2	1	1	4	24
Delaney	39	5-11	2-4	7-8	5	2	7	3	0	2	19
Garland	3	1-3	1-2	0-0	0	0	0	1	0	0	3
Atkins	14	2-6	1-4	1-1	4	2	0	1	0	0	6
Eddie	8	0-0	0-0	0-0	0	0	0	1	0	0	0
Debnam	1	0-0	0-0	0-0	0	0	0	0	0	0	0
Team					3						
Totals	200	30-56	5-14	9-13	37	15	14	15	3	7	74

	1st Half	2nd Half	Game
FG %	16-31 .516	14-25 .560	30-56 .536
3FG %	5-8 .625	0-6 .000	5-14 .357
FT %	3-5 .600	6-8 .750	9-13 .692

Terps	min	FG	3-FG	FT	R	F	A	TO	B	S	TP
Mosley	23	2-9	0-1	2-2	5	4	0	4	0	1	6
Gregory	29	1-5	0-0	0-0	3	3	4	2	0	0	2
Williams	36	4-9	0-0	3-5	11	1	2	0	0	2	11
Howard	19	0-5	0-3	0-0	2	0	2	3	0	0	0
Tucker	32	4-10	3-8	2-2	2	1	1	2	0	1	13
Bowie	17	4-8	2-5	0-1	2	4	2	3	0	0	10
Parker	8	0-1	0-0	2-2	1	1	0	0	0	0	2
Stoglin	15	1-2	1-2	0-0	0	1	0	2	0	0	3
Palsson	7	1-2	0-1	0-0	1	0	1	0	0	0	2
Padgett	15	3-5	0-0	2-3	1	1	0	0	1	0	8
Team					2						
Totals	200	20-56	6-20	11-15	30	16	12	16	1	4	57

	1st Half	2nd Half	Game
FG %	12-28 .429	8-28 .286	20-56 .357
3FG %	3-10 .300	3-10 .300	6-20 .300

Game-by-Game RECAPS

Game #19	
Clemson	77
Maryland	79

Jan. 22, 2011 • College Park, Md.
Comcast Center

Jordan Williams set a school record with his 13th consecutive double-double, getting 16 points and 11 rebounds to lead the Terrapins over Clemson 79-77 on Saturday.

Williams surpassed the mark held by Len Elmore, who had 12 straight double-doubles for Maryland in 1974.

Williams, a 6-foot-10 forward, has reached double figures in both scoring and rebounding in 17 of 19 games this season - including, of course, the last 13.

Cliff Tucker scored 15 for Maryland, and Adrian Bowie and Terrell Stoglin each had 13. Playing their second game in three days, the Terrapins (12-7, 2-3 Atlantic Coast Conference) never trailed after an early 21-3 run made it 26-13.

Demontez Stitt led Clemson (13-6, 2-3) with 20 points, Jerai Grant had 15 and Andre Young added 14. The Tigers have lost two in a row following an eight-game winning streak.

After a 3-pointer by Stitt got Clemson to 76-75 with 14.7 seconds to go, Sean Mosley made two foul shots for the Terrapins. The Tigers then inexplicably went inside and got a dunk from Devin Booker off a pass from Young with 2.1 seconds remaining, and Tucker sank one of two at the line for the final margin.

A final shot by Stitt from around midcourt banged off the backboard.

Maryland led 49-41 and 54-46 early in the second half but couldn't pull away.

It was 66-60 before Young hit a 3-pointer. Tucker struck from behind the arc for Maryland, and after Stitt sank a 3-pointer, Williams made two free throws to make it 71-66 with 1:49 left.

Tigers	min	FG	3-FG	FT	R	F	A	TO	B	S	TP
Stitt	38	7-16	2-6	4-5	5	1	8	2	1	1	20
Young	34	5-14	4-11	0-0	2	4	9	1	0	1	14
Narcisse	25	2-3	0-1	0-0	3	5	1	1	0	0	4
Booker	34	5-10	1-1	0-0	11	3	1	1	1	1	11
Grant	32	6-8	0-0	3-7	8	4	1	1	2	1	15
Anderson	7	0-0	0-0	1-2	0	0	0	1	0	1	1
Stanton	13	2-4	2-4	0-0	2	3	0	0	0	0	6
Jennings	14	2-7	0-3	2-2	3	3	0	3	0	0	6
Hopkins	3	0-1	0-0	0-0	1	0	0	0	0	0	0
Team					3			1			
Totals	200	29-63	9-26	10-16	38	23	20	11	4	5	77

	1st Half	2nd Half	Game
FG %	13-29 .448	16-34 .471	29-63 .460
3FG %	4-10 .400	5-16 .313	9-26 .346
FT %	6-9 .667	4-7 .571	10-16 .625

Terps	min	FG	3-FG	FT	R	F	A	TO	B	S	TP
Bowie	32	3-6	0-1	7-9	4	2	5	2	0	1	13
Stoglin	26	3-6	3-5	4-4	0	0	2	4	0	0	13
Palsson	12	1-2	1-1	0-0	2	2	1	0	0	0	3
Williams	37	6-12	0-0	4-9	11	2	0	1	0	2	16
Gregory	30	4-7	0-0	1-3	6	2	2	1	0	0	9
Weijis	3	0-0	0-0	0-0	0	1	0	0	0	0	0
Mosley	20	2-4	1-3	4-4	3	2	3	1	0	0	9
Howard	9	0-1	0-0	0-0	0	1	1	1	1	0	0
Tucker	26	5-10	3-4	2-4	3	0	2	0	0	0	15
Padgett	5	0-0	0-0	1-2	1	1	0	0	0	0	1
Team					3						
Totals	200	24-48	8-14	23-35	33	13	16	10	1	3	79

	1st Half	2nd Half	Game
FG %	12-28 .429	12-20 .600	24-48 .500
3FG %	6-11 .545	2-3 .667	8-14 .571
FT %	10-17 .588	13-18 .722	23-35 .657

Officials: Jamie Luckie, Roger Ayers, Bernard Clinton
Technical: None
Attendance: 17,950

Score By Periods	1st	2nd	Final
Clemson	36	41	77 (13-6, 2-3)
MARYLAND	40	39	79 (12-7, 2-3)

The Associated Press contributes to all recaps

Game #20	
Maryland	66
Virginia	42

Jan. 27, 2011 • Charlottesville, Va.
John Paul Jones Arena

Adrian Bowie scored a season-high 22 points and keyed two critical early runs Thursday night, leading Maryland to a 66-42 victory at Virginia.

The Terrapins (13-7, 3-3 Atlantic Coast Conference) won despite a rare off night for Jordan Williams. He was harassed by 7-foot Assane Sene and double-teamed with the ball all night, and had just four points and six rebounds, ending his string of 13 double-doubles.

Virginia (11-9, 2-4), which has won often this season because of solid 3-point shooting, instead got burned by it. Maryland was 7 for 15 from behind the arc, Virginia 4 for 17.

Mustapha Farrakhan and Joe Harris led the Cavaliers with eight points each.

Sene grabbed a career-best 15 rebounds, but also turned the ball over six times.

Maryland used a 9-0 run late in the first half to take a 26-21 edge into the break. After the Cavaliers cut the deficit to two, the Terrapins went on another nine-point run, including seven by Bowie, to take a 35-24 lead.

The Terrapins never led by fewer than eight points the rest of the way.

Maryland held the Wahos to 33 percent shooting from the floor and only 16 field goals. It was the Terrapins' largest win over the Cavaliers ever in Charlottesville and the first time since 1975 Maryland posted a double-digit win in C'Ville.

Terps	min	FG	3-FG	FT	R	F	A	TO	B	S	TP
Mosley	24	0-3	0-0	0-0	5	2	1	1	0	1	0
Gregory	36	4-6	0-0	0-0	5	2	0	2	1	0	8
Williams	32	2-5	0-0	0-0	6	2	3	3	1	1	4
Bowie	32	8-13	3-5	3-5	3	2	2	3	0	4	22
Stoglin	19	3-7	1-4	0-0	1	1	3	1	0	0	7
Weijis	1	1-1	0-0	0-0	0	0	0	0	0	0	2
Parker	1	0-0	0-0	0-0	0	0	0	0	0	0	0
Palsson	9	0-1	0-0	0-0	0	1	0	0	0	0	0
Howard	21	4-5	1-1	0-0	3	2	4	0	0	2	9
Tucker	23	5-9	2-5	1-1	3	1	1	1	0	0	13
Padgett	2	0-0	0-0	1-2	1	1	0	0	0	0	1
Team					1						
Totals	200	27-50	7-15	5-8	28	14	14	11	2	8	66

	1st Half	2nd Half	Game
FG %	10-25 .400	17-25 .680	27-50 .540
3FG %	4-8 .500	3-7 .429	7-15 .467
FT %	2-4 .500	3-4 .750	5-8 .625

Cavaliers	min	FG	3-FG	FT	R	F	A	TO	B	S	TP
Harris	35	3-8	2-5	0-0	4	1	1	1	1	0	8
Harrell	25	2-11	0-2	1-2	0	1	0	0	0	1	5
Sene	33	2-4	0-0	1-2	15	2	0	6	1	0	5
Evans	22	2-5	1-1	1-2	1	4	1	2	0	0	6
Farrakhan	29	3-10	0-3	2-5	3	3	2	4	0	0	8
Regan	1	1-1	0-0	0-0	0	0	0	0	0	0	2
Zeglinski	26	1-4	1-3	0-0	2	0	3	1	0	2	3
Baron	8	0-1	0-1	0-0	0	0	0	1	0	0	0
Sherrill	14	1-2	0-1	0-0	1	0	0	0	1	0	2
Mitchell	6	1-2	0-1	1-2	0	1	1	0	0	0	3
Rogers	1	0-0	0-0	0-0	0	0	0	0	0	0	0
Team					3						
Totals	200	16-48	4-17	6-13	29	12	8	15	3	3	42

	1st Half	2nd Half	Game
FG %	8-22 .364	8-26 .308	16-48 .333
3FG %	2-4 .500	2-13 .154	4-17 .235
FT %	3-8 .375	3-5 .600	6-13 .462

Officials: Bryan Kersey, Karl Hess, John Cahill
Technical: None
Attendance: 10,257

Score By Periods	1st	2nd	Final
MARYLAND	26	40	66 (13-7, 3-3)
Virginia	21	21	42 (11-9, 2-4)

Game #21	
Maryland	74
Georgia Tech	63

Jan. 30, 2011 • Atlanta, Ga.
Alexander Memorial Coliseum

Jordan Williams made a strong return to his double-double form to lead Maryland's relentless inside attack and the Terrapins beat Georgia Tech 74-63 on Sunday night.

Williams had 21 points and 15 rebounds for Maryland (14-7, 4-3 Atlantic Coast Conference). The Terrapins improved to 3-1 in road conference games and have won three straight overall.

Williams' string of 13 straight double-doubles ended when he was held to four points and six rebounds in the Terrapins' 66-42 win at Virginia on Thursday night.

Williams, a 6-foot-10 sophomore, needed only a little more than 2 minutes against Georgia Tech (10-10, 3-4) to top his scoring total against Virginia. He scored Maryland's first three baskets.

Glen Rice Jr. led Georgia Tech with 16 points. Iman Shumpert, coming off his first career triple-double, had 12 points.

With Williams the focus, Maryland looked inside on almost every possession. The Terrapins led 35-34 at halftime with all of their points coming in the paint or at the free-throw line.

Georgia Tech stayed close by making five 3-pointers in the first 20 minutes.

Maryland stretched its lead to 13 points at 61-48 on a jam by Williams midway through the second half. Georgia Tech answered with a 13-4 run to cut the lead to 66-61.

After Terrell Stoglin made two free throws for Maryland, the Terrapins forced a turnover with their full-court press. After an exchange of possessions, Williams scored - under the basket, of course - to push Maryland's lead to 69-61 with 2:12 remaining.

Sean Mosley had 16 points and Stoglin added 13 for Maryland.

Terps	min	FG	3-FG	FT	R	F	A	TO	B	S	TP
Mosley	28	6-13	0-2	4-5	4	3	3	1	0	2	16
Gregory	34	3-7	0-0	3-3	7	2	0	1	1	1	9
Williams	35	8-12	0-0	5-8	15	1	1	3	0	1	21
Bowie	25	1-10	0-0	1-3	3	3	2	0	0	3	3
Stoglin	28	3-7	0-3	7-7	4	0	1	5	0	1	13
Palsson	3	0-0	0-0	0-1	1	2	0	0	0	0	0
Howard	16	2-4	0-0	2-2	1	1	2	3	0	1	6
Tucker	29	2-3	0-1	2-3	1	2	2	0	1	0	6
Padgett	2	0-0	0-0	0-0	0	0	0	0	0	0	0
Team					2						
Totals	200	25-56	0-6	24-32	38	14	11	13	2	9	74

	1st Half	2nd Half	Game
FG %	13-29 .448	12-27 .444	25-56 .446
3FG %	0-4 .000	0-2 .000	0-6 .000
FT %	9-14 .643	15-18 .833	24-32 .750

Jackets	min	FG	3-FG	FT	R	F	A	TO	B	S	TP
Holsey	10	1-3	0-0	0-0	7	2	0	4	0	0	2
D.Miller	21	3-7	0-0	1-3	4	4	1	0	5	1	7
Shumpert	39	5-12	1-3	1-2	2	1	3	5	0	3	12
M.Miller	19	2-6	1-3	0-0	1	0	0	4	0	2	5
Rice	39	5-15	2-8	4-6	12	2	5	2	1	0	16
Udofia	21	2-7	0-1	1-2	4	3	2	0	0	0	5
Foreman	6	0-1	0-0	0-0	1	3	0	0	0	0	0
Stor											

Game-by-Game RECAPS

Game #22

#5/5 Duke 80
Maryland 62

Feb. 2, 2011 • College Park, Md.
Comcast Center

Jordan Williams recorded his 19th double-double of the season with 20 points and 10 rebounds, while Adrian Bowie added 11 points and five assists, but No. 5 Duke defeated Maryland 80-62 on Wednesday night at Comcast Center.

Kyle Singler scored 22 points, Nolan Smith had 21 and No. 5 Duke avoided its first losing streak in nearly two years.

Playing in front of a boisterous sellout crowd against one of their biggest rivals, the Blue Devils relied on their two best players to dispatch the Terrapins. Singler and Smith combined to score Duke's first 16 points of the second half to make it 56-43 with 12 minutes left, which proved to be too much a deficit for the cold-shooting Terrapins to overcome.

The Terrapins pulled within 56-51 midway through the second half, but could not sustain the rally. The Terrapins hit 40 percent from the floor in the game and were 2-for-9 from 3-point range.

Williams scored his 20 points on a much-improved effort from the free throw line. The sophomore center hit 12 of 16 foul shots, and Maryland went 20-for-27 at the line overall.

The victory gave Duke (20-2, 7-1 ACC) a season sweep of Maryland (14-8, 4-4). Duke has won eight of the last nine games between the teams.

The Blue Devils were coming off a lopsided loss to St. John's. Duke hasn't dropped two straight since Feb. 11-15, 2009, to North Carolina and Boston College.

Deviils	min	FG	3-FG	FT	R	F	A	TO	B	S	TP
Singler	34	10-15	2-4	0-1	6	3	0	1	0	0	22
Kelly	6	0-1	0-0	0-0	0	4	0	0	0	0	0
Ma.Plumlee	36	6-7	0-0	0-3	11	4	0	1	0	2	12
Smith	28	6-16	2-7	7-7	6	3	3	1	0	0	21
Thornton	28	1-3	1-2	0-0	2	1	3	4	0	2	3
Hairston	1	0-0	0-0	0-0	0	0	0	0	0	0	0
Dawkins	20	3-5	3-5	2-2	1	3	0	0	0	1	11
Mi.Plumlee	22	1-3	0-0	1-2	5	3	2	1	0	0	3
Curry	25	3-7	2-4	0-1	2	0	5	0	0	0	8
Team					1						
Totals	200	30-57	10-23	10-16	34	21	13	8	0	5	80

	1st Half	2nd Half	Game
FG %	15-30 .500	15-27 .556	30-57 .526
3FG %	6-12 .500	4-11 .364	10-23 .435
FT %	4-8 .500	6-8 .750	10-16 .625

Terps	min	FG	3-FG	FT	R	F	A	TO	B	S	TP
Mosley	18	1-5	0-1	4-4	1	2	0	1	0	0	6
Gregory	30	4-9	0-0	0-0	6	4	0	0	1	2	8
Williams	36	4-7	0-0	12-16	10	4	0	3	0	0	20
Bowie	38	4-9	0-2	3-4	4	4	5	4	0	0	11
Stoglin	19	1-4	0-0	0-0	0	2	2	2	0	0	2
Palsson	11	1-1	1-1	0-0	1	0	1	0	0	0	3
Howard	19	0-3	0-1	0-0	0	2	4	0	0	1	0
Tucker	21	3-9	1-4	0-2	5	0	0	1	0	0	7
Padgett	8	2-3	0-0	1-1	1	2	0	0	0	0	5
Team					3						
Totals	200	20-50	2-9	20-27	31	20	12	11	1	3	62

	1st Half	2nd Half	Game
FG %	10-26 .385	10-24 .417	20-50 .400
3FG %	0-3 .000	2-6 .333	2-9 .222
FT %	13-15 .867	7-12 .583	20-27 .741

Officials: Mike Eades, Jamie Luckie, Sean Corbin
Technical: None
Attendance: 17,950

Score By Periods	1st	2nd	Final
Duke	40	40	80 (20-2, 7-1)
MARYLAND	33	29	62 (14-8, 4-4)

Game #23

Wake Forest 70
Maryland 91

Feb. 5, 2011 • College Park, Md.
Comcast Center

Jordan Williams had 27 points and 15 rebounds, and Maryland defeated Wake Forest 91-70 Saturday.

Coming off an 18-point home loss to Duke, the Terrapins were in desperate need of a confidence-building win. That's exactly what they got against Wake Forest, the last-place team in Atlantic Coast Conference.

Maryland (15-8, 5-4) took control before halftime with a pair of 11-point runs, then pulled away in the second half by scoring 13 straight points.

It was the 664th win for Gary Williams, tying him with Hall of Fame coach John Wooden for 22nd on the career list among those who have coached in Division I for at least 10 years. Williams coached at American, Boston College and Ohio State before returning to his alma mater in 1989.

"That's a remarkable accomplishment," Jordan Williams said. "Coach Williams is an unbelievable coach, unbelievable teacher, unbelievable leader. I'm not surprised he's in that same tier with John Wooden and all the coaching greats. I couldn't be more proud of him."

Jordan Williams led the Terps with his NCAA-best 20th double-double of the season, Bowie scored 13 and freshman Pe'Shon Howard had nine points and eight assists.

C.J. Harris led Wake Forest with 17 points and Carson Desrosiers added 11.

Wake Forest trailed only 60-50 midway through the second half before Williams and Bowie each made two free throws. Williams followed with a dunk and Cliff Tucker drilled a 3-pointer to start the Terrapins on a 13-point run that made it 73-50 with 7:22 to go.

Deacons	min	FG	3-FG	FT	R	F	A	TO	B	S	TP
Stewart	19	3-4	2-2	0-0	1	1	1	1	0	0	8
McKie	36	3-8	0-0	4-4	7	1	1	0	3	1	10
Desrosiers	25	5-7	1-1	0-0	5	2	3	1	4	0	11
Clark	32	2-6	1-3	0-0	4	2	3	3	1	0	5
Harris	35	5-10	2-3	5-6	4	3	2	4	0	0	17
Terrell	11	2-5	1-2	2-3	2	2	0	3	0	0	7
Chennault	23	3-10	0-1	0-0	4	3	3	3	0	0	6
Meschirky	4	0-0	0-0	0-0	1	0	0	2	0	0	0
Walker	15	3-7	0-0	0-0	2	2	0	1	0	0	6
Team					3			1			
Totals	200	26-57	7-12	11-13	33	16	13	19	8	1	70

	1st Half	2nd Half	Game
FG %	12-29 .414	14-28 .500	26-57 .456
3FG %	2-5 .400	5-7 .714	7-12 .583
FT %	4-5 .800	7-8 .875	11-13 .846

Terps	min	FG	3-FG	FT	R	F	A	TO	B	S	TP
Mosley	25	2-6	1-1	2-2	4	2	4	0	0	2	7
Gregory	27	4-10	0-0	0-0	6	3	0	1	0	1	8
Williams	34	10-19	0-0	7-9	15	0	2	2	3	1	27
Bowie	27	5-10	1-4	2-2	5	3	6	1	0	1	13
Howard	32	3-10	2-4	1-2	2	1	8	1	0	1	9
Wejls	1	0-0	0-0	0-0	0	0	0	0	0	0	0
Stoglin	12	2-3	0-1	1-2	0	3	5	2	0	1	5
Palsson	17	4-7	1-2	0-0	3	1	1	0	0	1	9
Levent	2	1-1	1-1	0-0	0	0	0	0	0	0	3
Tucker	19	4-9	2-4	0-0	1	2	1	0	0	1	10
Padgett	4	0-1	0-0	0-0	1	0	0	0	0	0	0
Team					2						
Totals	200	35-76	8-17	13-17	39	15	27	7	3	9	91

	1st Half	2nd Half	Game
FG %	16-36 .444	19-40 .475	35-76 .461
3FG %	5-11 .455	3-6 .500	8-17 .471
FT %	5-7 .714	8-10 .800	13-17 .765

Officials: Les Jones, Tim Kelly, William Humes
Technical: Wake Forest, Terrell
Attendance: 17,950

Score By Periods	1st	2nd	Final
Wake Forest	30	40	70 (8-15, 1-7)
MARYLAND	42	49	91 (15-8, 5-4)

Game #24

Longwood 52
Maryland 106

Feb. 9, 2011 • College Park, Md.
Comcast Center

Sean Mosley scored 20 points Wednesday night as six Maryland players finished in double figures in a 106-52 rout of Longwood.

The point total was a season best for the Terrapins (16-8), who also racked up their second win of more than 50 points.

The Terrapins were playing a rare mid-season nonconference game, and Longwood (8-19) was behind from the start as Maryland jumped to an 11-0 lead and never trailed.

The Terrapins outrebounded the Lancers 55-28, shot 54.2 percent from the field (39 of 72) and made a season-high 10 three-pointers. The Terps were also unselfish with the ball, passing off for 28 assists, 18 in the second half.

Terrell Stoglin added 15 points for the Terrapins, while Dino Gregory had 14, Haukur Palsson 13, Pe'Shon Howard 11 and Adrian Bowie 10. Gregory also added a career-high 11 rebounds.

Eleven different players scored for Maryland, though Jordan Williams failed to pick up his 21st double-double of the season with just nine points with his 11 rebounds.

Aaron Mitchell led the Lancers with 15 points and Antwan Carter added 13.

After missing their first shot, the Terrapins scored the game's first 11 points with Gregory scoring seven. Palsson led the Terrapins with 10 points in the first half - making 4 of 4 from the field - as they led 50-22. Gregory had 10 points and eight rebounds in the half.

Lancers	min	FG	3-FG	FT	R	F	A	TO	B	S	TP
Bowman	31	3-9	0-1	1-1	1	3	4	2	0	2	7
Washington	30	2-12	2-8	0-0	2	2	1	1	0	0	6
Carter	33	5-12	0-0	3-4	7	4	0	2	0	1	13
Mitchell	35	5-10	1-2	4-6	6	3	1	7	1	2	15
Neil	23	2-7	0-3	1-1	2	2	1	2	0	0	5
Shockley	4	0-1	0-0	0-0	0	0	0	0	0	0	0
Gee	7	0-2	0-0	0-0	1	1	1	0	0	0	0
Robinson	18	1-7	1-7	0-0	2	1	1	1	0	2	3
Parker	11	1-4	1-4	0-0	1	2	0	0	0	0	3
Dublin	4	0-1	0-0	0-0	0	0	0	0	1	0	0
Havenstein	4	0-0	0-0	0-0	3	0	1	0	0	0	0
Team					3						
Totals	200	19-65	5-26	9-12	28	18	10	15	2	7	52

	1st Half	2nd Half	Game
FG %	7-28 .250	12-37 .324	19-65 .292
3FG %	3-14 .214	2-12 .167	5-26 .192
FT %	5-8 .625	4-4 .1000	9-12 .750

Terps	min	FG	3-FG	FT	R	F	A	TO	B	S	TP
Mosley	24	8-12	1-3	3-3	5	1	2	0	0	3	20
Gregory	23	4-4	0-0	6-6	11	0	1	2	0	0	14
Williams	21	4-7	0-0	1-2	11	4	0	2	1	0	9
Bowie	23	3-8	2-6	2-3	4	0	6	2	0	0	10
Howard	22	4-8	2-6	1-3	2	1	6	2	0	2	11
Wejls	12	1-4	0-0	0-2	5	2	1	0	1	0	2
Parker	8	0-3	0-0	1-2	3	1	0	0	0	0	1
Stoglin	18	6-10	2-5	1-1	0	1	4	2	0	1	15
Palsson	14	5-6	2-3	1-1	4	2	4	1	0	2	13
Levent	5	0-1	0-1	0-0	1	0	0	0	0	0	0
Tucker	20	3-6	1-4	2-2	2	0	4	1	0	0	9
Padgett	10	1-3	0-0	0-1	3						

Game-by-Game RECAPS

Game #25

Maryland	72
Boston College	76

Feb. 12, 2011 • Chestnut Hill, Mass. Conte Forum

Reggie Jackson scored a career-high 31 points and grabbed eight rebounds to lead Boston College to a 76-72 win over Maryland on Saturday.

Dino Gregory scored 15 points, and Pe'Shon Howard and Terrell Stoglin each had 14 for Maryland (16-9, 5-5). The Terrapins lost for just the second time in seven games.

Corey Raji added 12 points and seven rebounds for the Eagles (16-9, 6-5 Atlantic Coast Conference). BC had dropped five of its last seven league games after starting 3-0.

Maryland forward Jordan Williams, who had a double-double in each of the last three conference games, was held to 12 points and eight rebounds.

After Maryland opened a five-point edge at the start of the second half on two free throws by Williams, neither team led by more than three until Jackson's 3-point play gave Boston College a 56-52 lead with 9:26 to play. He drove the lane, hit a spinning reverse layup while being fouled on the play, then made the free throw.

Following a media timeout, Raji had a putback and Jackson another twisting drive, pushing the lead to 60-52 with 7:35 left.

Maryland called time out to try to stem the momentum, but Jackson followed a Terrapins miss with a 3 from the top of the key, his fourth in the game from beyond the arc.

Howard scored five points during a 7-0 run by Maryland that cut it to 63-59, but Biko Paris nailed a 3 from the top of the key and Jackson had a driving layup with 2:34 left to make it 68-59.

Terps	min	FG	3-FG	FT	R	F	A	TO	B	S	TP
Mosley	32	5-12	0-3	0-0	5	3	2	3	0	0	10
Gregory	36	6-11	0-0	3-4	7	2	1	1	1	1	15
Williams	34	3-7	0-0	6-8	8	4	1	3	1	2	12
Bowie	22	2-8	1-3	0-0	3	2	0	0	0	1	5
Howard	26	5-10	4-5	0-1	0	1	3	1	0	0	14
Stoglin	24	5-7	1-2	3-5	2	2	7	3	1	0	14
Palsson	11	1-3	0-1	0-0	3	2	1	0	0	0	2
Tucker	15	0-4	0-3	0-0	3	1	0	3	0	0	0
Padgett	0+	0-2	0-0	0-0	1	0	0	0	0	0	0
Team					5						
Totals	200	27-64	6-17	12-18	37	17	15	14	3	4	72

	1st Half	2nd Half	Game
FG %	16-33 .485	11-31 .355	27-64 .422
3FG %	5-9 .556	1-8 .125	6-17 .353
FT %	3-6 .500	9-12 .750	12-18 .667

Eagles	min	FG	3-FG	FT	R	F	A	TO	B	S	TP
Trapani	28	2-9	0-1	6-10	7	1	2	2	2	0	10
Southern	24	3-4	0-0	0-0	1	3	1	1	0	0	6
Jackson	36	12-16	5-7	2-2	8	1	1	2	0	1	31
Paris	29	2-6	2-5	2-2	4	2	4	3	1	2	8
Rubin	6	0-0	0-0	0-0	0	1	0	0	0	0	0
Moton	17	0-1	0-1	0-0	3	1	1	2	0	0	0
Raji	27	5-15	0-7	2-2	7	3	4	1	1	1	12
Cahill	25	3-4	3-4	0-0	2	3	1	1	0	0	9
Elmore	8	0-1	0-1	0-0	1	1	2	3	0	0	0
Team					1						
Totals	200	27-56	10-26	12-16	34	16	16	15	4	4	76

	1st Half	2nd Half	Game
FG %	13-28 .464	14-28 .500	27-56 .482
3FG %	5-13 .385	5-13 .385	10-26 .385
FT %	6-9 .667	6-7 .857	12-16 .750

Officials: Les Jones, Raymond Styons, Bernard Clinton

Technical: None
Attendance: 8,606

Score By Periods	1st	2nd	Final
MARYLAND	40	32	72 (16-9, 5-5)
Boston College	37	39	76 (16-9, 6-5)

The Associated Press contributes to all recaps

Game #26

Maryland	83
Virginia Tech	91

Feb. 15, 2011 • Blacksburg, Va. Conte Forum

Terrell Stoglin scored a career-high 25 points but Virginia Tech rallied past Maryland, 91-83, on Tuesday night.

Malcolm Delaney scored 22 points to lead the Hokies. Virginia Tech (17-7, 7-4 Atlantic Coast Conference), which has won 13 of its past 16 games, trailed 76-75 after a basket by Maryland's Jordan Williams with 5:21 remaining.

But behind Delaney and Erick Green, Virginia Tech went on a 9-0 run to take control of the game. Green hit a 3-pointer in that run, and Delaney hit six free throws, including two with 1:14 left that gave the Hokies an 84-76 lead.

Maryland (16-10, 5-6) stopped the run with a 3-pointer by Dino Gregory with 1:09 left. The Terps cut the lead to 87-83 with 33 seconds left on two Terrell Stoglin free throws.

The Terps forced a five-second call on the ensuing inbound play to get the ball back, but Adrian Bowie was unable to convert a contested layup.

Delaney then hit two free throws with 28 seconds left to push the lead back to six, and after Stoglin missed a 3-pointer, Delaney added two more with 14 seconds to go to account for the final margin.

Despite hitting just 3 of 14 shots from the floor, Delaney canned all 14 of his free-throw attempts. The Hokies made 9 of 10 from the free-throw line in the final five minutes.

Stoglin had a career-high 25 points on 7-of-12 shooting, including 10-of-10 from the line. The freshman added six assists for Maryland, which held a 44-41 lead at halftime.

Jordan Williams finished one rebound shy of a double-double with 16 points and nine boards.

Terps	min	FG	3-FG	FT	R	F	A	TO	B	S	TP
Mosley	21	2-2	0-0	0-0	1	5	2	2	0	0	4
Gregory	35	3-7	1-1	5-6	3	2	1	2	3	0	12
Williams	28	7-14	0-0	2-2	9	4	0	3	1	0	16
Bowie	11	1-5	0-1	1-2	4	2	1	2	0	1	3
Howard	30	4-7	1-4	1-1	3	2	4	0	0	0	10
Stoglin	28	7-12	1-2	10-10	4	1	6	3	0	2	25
Palsson	17	1-2	0-0	1-2	4	2	1	1	0	0	3
Tucker	27	4-10	1-6	1-1	2	3	1	2	0	1	10
Padgett	3	0-0	0-0	0-0	0	0	0	0	0	0	0
Team					3						
Totals	200	29-59	4-14	21-24	33	21	16	15	4	4	83

	1st Half	2nd Half	Game
FG %	16-33 .485	13-26 .500	29-59 .492
3FG %	2-8 .250	2-6 .333	4-14 .286
FT %	10-13 .769	11-11 1.000	21-24 .875

Hokies	min	FG	3-FG	FT	R	F	A	TO	B	S	TP
Allen	36	7-13	0-1	2-2	11	3	3	2	1	0	16
Bell	38	5-5	5-5	1-4	8	2	3	2	1	3	16
Davila	31	7-9	0-0	0-1	4	3	3	0	1	0	14
Green	35	7-15	2-6	4-7	2	4	5	1	0	0	20
Delaney	40	3-14	2-6	14-14	6	3	5	0	0	3	22
Garland	5	0-3	0-2	2-2	0	1	0	0	0	2	2
Atkins	8	0-3	0-2	0-0	1	1	0	0	0	0	0
Eddie	7	0-2	0-1	1-2	1	1	0	3	1	0	1
Team					2						
Totals	200	29-64	9-23	43-22	35	18	19	9	4	8	91

	1st Half	2nd Half	Game
FG %	15-31 .484	14-33 .424	29-64 .453
3FG %	5-16 .313	4-7 .571	9-23 .391
FT %	6-8 .750	18-24 .750	24-32 .750

Officials: Bryan Kersey, Sean Hull, John Cahill

Technical: None
Attendance: 9,686

Score By Periods	1st	2nd	Final
MARYLAND	44	39	83 (16-10, 5-6)
Virginia Tech	41	50	91 (17-7, 7-4)

Game #27

NC State	80
Maryland	87

Feb. 20, 2011 • College Park, Md. Comcast Center

Jordan Williams scored 26 points, freshman Terrell Stoglin had 25 points and nine assists, and Maryland used a late surge to pull away to an 87-80 victory over NC State on Sunday night.

Senior forward Dino Gregory had a career-high 18 points and 10 rebounds for the Terrapins, who have won eight straight over the Wolfpack. Maryland (17-10, 6-6 Atlantic Coast Conference) had only two turnovers in the second half and went 19 for 20 at the foul line.

But the key was that Williams got scoring help from Gregory, a 6-foot-7 forward, and Stoglin, a 6-1 guard.

Tracy Smith scored 19, C.J. Leslie had 17 and Wood added 15 for the Wolfpack (14-12, 4-8).

The game was tied at 71 before Maryland guard Sean Mosley made a layup. Stoglin sank two free throws and Mosley scored on a drive. After a turnover by North Carolina State, Mosley made a pair of foul shots to make it 79-71 with 3 minutes remaining.

Before the game, Maryland honored former standout guard Greivis Vasquez by hanging his No. 21 from the rafters of the arena.

Maryland trailed 50-45 before Pe'Shon Howard - the current No. 21 on the roster - made two free throws to spark a 14-8 spree that put the Terrapins in front with 13:16 left.

After that, neither team led by more than three points until Mosley started Maryland's decisive run.

Wood connected three times from beyond the arc, Leslie scored 11 points and the Wolfpack forced 10 turnovers in going up 40-38 at halftime.

The Terrapins led 33-24 before Wood drilled successive 3-pointers during a 14-0 run that gave the Wolfpack their first lead since 3-0.

Wolfpack	min	FG	3-FG	FT	R	F	A	TO	B	S	TP
Leslie	38	7-13	1-2	3-6	8	1	1	0	2	0	18
Wood	32	5-8	5-7	0-0	1	2	2	1	0	0	15
Smith	35	7-15	0-0	5-6	5	2	0	1	0	1	19
Brown	34	3-5	0-2	2-2	2	2	8	3	0	2	8
Harrow	21	2-9	0-3	0-0	4	2	3	2	0	0	4
Painter	3	0-2	0-0	0-0	0	3	0	1	0	0	0
Howell	2	1-1	0-0	0-0	2	0	0	1	0	0	2
Gonzalez	20	3-6	1-3	0-0	1	4	1	2	0	1	7
Vandenberg	1	0-0	0-0	0-0	0	0	0	0	0	0	0
Williams	14	3-4	0-0	1-2	1	3	0	0	0	1	7
Team					1						
Totals	200	31-63	7-17	11-16	25	19	15	11	2	5	80

	1st Half	2nd Half	Game
FG %	15-30 .500	16-33 .485	31-63 .492
3FG %	5-11 .455	2-6 .333	7-17 .412
FT %	5-8 .625	6-8 .750	11-16 .688

Terps	min	FG	3-FG	FT	R	F	A	TO	B	S	TP
Tucker	26	2-6	0-0	0-0	3	0	3	2	0	1	4
Gregory	36	8-14	0-0	2-2	10	2	1	0	1	0	18
Williams	35	10-12	0-0	6-7	8	4	0	1	1	1	26
Stoglin	34	8-14	0-0	9-10	1	2	9	1	0	1	25
Howard	20	1-1	0-0	2-2	1	2	2	2	0	1	4
Bowie	14	0-0	0-0	0-0	2	5	2	0	1	0	0
Palsson	4	0-0	0-0	0-0	0	2	0	1	0	0	0
Mosley	26	3-7	0-1	4-4	6	1	0	2	0	2	10
Padgett	5	0-1	0-0	0-0	0	0	0	0	0	0	0
Team					2						

Game-by-Game RECAPS

Game #28
Florida State 62
Maryland 78

Feb. 23, 2011 • College Park, Md.
 Comcast Center

Freshman Terrell Stoglin scored 17 points, and Maryland used a strong second half to beat Florida State 78-62 Wednesday night.

The Terrapins (18-10, 7-6) had five players score in double figures. Jordan Williams had 11 points and 11 rebounds, Dino Gregory scored 14 and Adrian Bowie added 12 in Maryland's eighth straight home win over Florida State.

It was the 21st double-double of the season for Williams, who became the seventh sophomore in ACC history to collect at least 600 rebounds in his career.

Derwin Kitchen scored 16 and Deividas Dulkys had 14 for the Seminoles (19-8, 9-4).

Maryland opened the second half with a 22-10 run to go up 60-47 with 10:23 left. Stoglin and Gregory each scored seven points in the surge and Williams contributed two baskets and a free throw.

Florida State would not reach the 60-point mark until there was less than two minutes to go.

Maryland shot 52 percent against the nation's top-rated team in field goal percentage defense. It was only the second time this season a team made at least half its shots against the Seminoles.

After leading by seven and trailing by nine, the Seminoles ended the first half with a 10-2 run to close to 38-37.

Seminoles	min	FG	3-FG	FT	R	F	A	TO	B	S	TP
James	26	0-1	0-0	3-4	3	3	1	1	1	0	3
White	19	1-6	0-1	2-4	1	5	1	0	0	0	4
Dulkys	33	5-9	2-5	2-3	3	1	2	1	1	2	14
Snaer	33	2-6	0-1	1-2	6	2	2	4	0	3	5
Kitchen	33	6-9	2-3	2-2	7	3	6	4	0	2	16
Gibson	8	1-3	0-0	1-2	1	0	0	0	0	0	3
Loucks	15	2-6	1-3	0-0	0	1	1	1	0	1	5
Shannon	20	6-10	0-0	0-2	4	2	0	5	0	2	12
Miller	7	0-3	0-0	0-0	0	1	0	1	0	0	0
Kreft	6	0-0	0-0	0-0	1	3	0	0	1	1	0
Totals	200	23-53	5-13	11-19	26	21	13	17	3	11	62

	1st Half	2nd Half	Game
FG %	14-30 .467	9-23 .391	23-53 .434
3FG %	4-8 .500	1-5 .200	5-13 .385
FT %	5-7 .714	6-12 .500	11-19 .579

Terps	min	FG	3-FG	FT	R	F	A	TO	B	S	TP
Tucker	12	0-2	0-1	0-0	2	1	0	3	0	1	0
Gregory	35	6-10	0-0	2-3	8	1	1	0	3	0	14
Williams	34	3-7	0-0	5-8	11	4	0	1	0	0	11
Stoglin	26	5-9	3-4	4-4	0	2	4	3	0	1	17
Mosley	27	3-7	1-3	3-6	3	3	3	3	0	2	10
Bowie	28	4-5	0-1	4-5	1	1	6	2	0	2	12
Palsson	10	1-2	1-2	0-0	1	0	0	2	0	1	3
Howard	21	2-3	2-3	3-4	2	1	4	1	1	0	9
Padgett	7	1-3	0-0	0-0	1	1	0	1	0	0	2
Team					3						2
Totals	200	25-48	7-14	21-30	32	14	18	18	4	7	78

	1st Half	2nd Half	Game
FG %	13-25 .520	12-23 .522	25-48 .521
3FG %	5-10 .500	2-4 .500	7-14 .500
FT %	7-11 .636	14-19 .737	21-30 .700

Officials: Roger Ayers, Raymond Styons, Tim Kelly
 Technicals: None
 Attendance: 15,186

Score By Periods	1st	2nd	Final
Florida State	37	25	62 (19-8, 9-4)
MARYLAND	38	40	78 (18-10, 7-6)

The Associated Press contributes to all recaps

Game #29
Maryland 76
#19/19 North Carolina 87

Feb. 27, 2011 • Chapel Hill, N.C.
 Smith Center

Terrell Stoglin scored a season-high 28 points and Jordan Williams had 16 points and a career-high 19 rebounds but Maryland lost to No. 19 North Carolina 87-76 on Sunday night.

Tyler Zeller scored 25 points to lead North Carolina, while freshman Harrison Barnes had 21 to help beat Maryland, pulling the Tar Heels into a tie with Duke atop the Atlantic Coast Conference standings.

Leslie McDonald added 15 points off the bench to break out of a recent shooting slump for the Tar Heels (22-6, 12-2), who led the entire night for their 15th win in 17 games. John Henson added 10 points, 15 rebounds and seven blocked shots as they made up for a shaky shooting night with a balanced scoring effort to go with a strong showing on the boards.

Stoglin, who averaged 19.2 ppg in his last five comes coming into Sunday, kept Maryland in the game with another strong performance. The freshman made 11 of 20 shots and 6 of 7 at the line. Williams was the only other Terp to score in double figures.

The Tar Heels led by a dozen at halftime and never let the Terrapins seriously threaten.

Maryland closed within seven points before the Tar Heels ran off a 14-4 spurt, which included Kendall Marshall saving a ball by throwing it between Zeller's legs to Dexter Strickland, who found Barnes ahead for a layup midway through the second half.

Then, after jumpers from Barnes and Justin Knox, Zeller capped the run with a hook shot over Williams, followed by a transition layup off a pass from Marshall to make it 68-51 with 10:35 left.

Meanwhile, the Terrapins went cold at just the wrong time, going more than 4 minutes without a basket and committing a pair of turnovers that the Tar Heels converted into scores.

Maryland got no closer than eight points the rest of the night.

Terps	min	FG	3-FG	FT	R	F	A	TO	B	S	TP
Tucker	23	3-8	1-4	0-0	3	0	0	2	0	1	7
Gregory	33	2-7	0-0	0-0	4	2	1	0	0	0	4
Williams	31	8-16	0-0	0-0	19	5	0	2	3	3	16
Mosley	27	3-10	1-2	1-3	6	4	3	1	1	2	8
Stoglin	32	11-20	0-3	6-7	4	1	3	4	0	1	28
Bowie	23	2-4	0-0	1-2	1	3	3	1	0	1	5
Howard	15	0-4	0-3	4-4	3	0	2	1	0	0	4
Padgett	11	1-3	0-0	2-2	2	3	0	2	0	1	4
Palsson	3	0-1	0-0	0-0	0	1	0	0	0	0	0
Weijjs	2	0-0	0-0	0-0	0	1	0	0	0	0	0
Team					1						
Totals	200	30-73	2-12	14-18	43	20	12	13	4	9	76

	1st Half	2nd Half	Game
FG %	13-38 .342	17-35 .486	30-73 .411
3FG %	0-5 .000	2-7 .286	2-12 .167
FT %	5-5 1.000	9-13 .692	14-18 .778

Tar Heels	min	FG	3-FG	FT	R	F	A	TO	B	S	TP
Barnes	27	9-23	3-10	0-0	6	4	2	2	0	1	21
Zeller	30	10-16	0-0	5-6	6	2	0	0	1	1	25
Henson	31	33-10	0-0	4-4	15	1	2	2	7	0	10
Strickland	29	0-6	0-2	6-6	4	2	8	1	0	0	6
Marshall	36	1-3	0-2	2-4	6	1	10	4	0	3	4
Knox	12	2-3	0-0	0-2	2	1	0	0	1	0	4
Bullock	7	1-8	0-2	0-0	0	1	0	0	0	2	2
McDonald	20	6-10	3-5	0-0	4	2	0	2	0	1	15
Watts	8	0-1	0-0	0-0	3	1	1	0	0	0	8
Team					3						
Totals	200	32-80	6-21	17-22	49	15	23	11	9	8	87

	1st Half	2nd Half	Game
FG %	17-49 .347	15-31 .484	32-80 .400
3FG %	5-13 .385	1-8 .125	6-21 .286
FT %	4-7 .571	13-15 .867	17-22 .773

Officials: Karl Hess, Ray Natili, John Cahill
 Technicals: None
 Attendance: 20,853

Score By Periods	1st	2nd	Final
MARYLAND	31	45	76 (18-11, 7-7)
North Carolina	43	44	87 (22-6, 12-2)

Game #30
Maryland 66
Miami 80

March 2, 2011 • Coral Gables, Fla.
 BankUnited Center

Terrell Stoglin continued his hot scoring streak with a team-high 20 point, but Rion Brown scored 19 points to lead Miami to a 80-66 victory over Maryland on Wednesday night.

Brown and Malcolm Grant hit consecutive 3-pointers late in the second half as the Hurricanes regained a double-digit lead they enjoyed for most of the first half and the opening minutes of the second. Brown was 6 of 7 from 3-point range.

Grant, who finished with 16 points, made a 3-pointer to put Miami (18-12, 6-9 Atlantic Coast Conference) up 69-56 with 6:06 remaining.

The Hurricanes later scored six unanswered points during a 1:22 span to seal it. Durand Scott's basket gave Miami a 75-58 lead with 4:06 to play.

Scott scored 15 points and Reggie Johnson finished with 12 points and 15 rebounds for Miami.

The Terrapins (18-12, 7-8) rallied from a 47-30 deficit early in the second half with a 15-3 spurt. Adrian Bowie and Stoglin each hit 3s during the run.

Maryland brought it within five, 55-50, on Bowie's 3-pointer with 11:50 remaining. Bowie and Stoglin each hit 3-pointers during the run.

Grant's six points and Brown's four-point play keyed the Hurricanes on a 12-0 run midway through the first half. Grant capped the spurt with three free throws after being fouled on an attempted 3-point try for a 23-12 Miami lead with 10:16 remaining.

Garrison Adams' jumper with 2:14 remaining gave the Hurricanes their biggest lead of the half 40-25.

Terps	min	FG	3-FG	FT	R	F	A	TO	B	S	TP
Mosley	29	3-8	1-3	0-1	4	3	2	2	0	2	7
Gregory	35	2-7	0-0	2-2	6	0	4	1	1	0	6
Williams	39	3-17	0-0	5-8	12	3	0	2	0	1	11
Bowie	30	4-8	3-6	4-5	2	2	3	0	0	2	15
Stoglin	27	8-14	4-6	0-1	2	5	5	2	0	1	20
Parker	5	0-0	0-0	0-1	0	1	0	0	0	0	0
Palsson	12	0-0	0-0	2-2	2	1	0	1	0	1	2
Howard	14	0-4	0-1	2-2	6	2	2	2	0	0	2
Tucker	7	1-3	1-2	0-0	2	2	0	1	0	0	3
Padgett	2	0-1	0-0	0-0	1	0	0	0	0	0	0
Totals	200	21-62	9-18	15-22	37	19	16	11	1	8	66

	1st Half	2nd Half	Game
FG %	10-31 .323	11-31 .355	21-62 .339
3FG %	3-8 .375	6-10 .600	9-18 .500
FT %	4-8 .500	11-14 .786	15-22 .682

'Canes	min	FG	3-FG	FT	R	F	A	TO	B	S	TP
Thomas	37	3-8	3-7	3-4	4	2	2	0	1	0	12
Johnson	34	5-8	0-0	2-3	16	4	3	4	0	1	12
Scott	36	6-11	0-0	3-5	1	3	6	2	0	1	15
Grant	31	5-11	3-8	3-3	4	1	2	4	0	2	16
Adams	23	2-5	0-1	0-1	4	3	3	1	0	0	4
Akpejori	2	0-0	0-0	0-0	0	0	0	0	0	0	0
Quiglar	1	0-0	0-0	0-0	0	0	0	0	0	0	0
Brown	30	6-7	6-7	1-1	3	3	3	3	1	0	19
Gamble	6	1-1	0-0	0-0	1	2	1	2	1	1	2
Team					3						1
Totals	200	28-51	12-23	12-17	36	18	20	17	3	5	80

	1st Half	2nd Half	Game
FG %	13-25 .520	1	

Game-by-Game RECAPS

Game #31

Virginia 74
Maryland 60

March 5, 2011 • College Park, Md.
Comcast Center

Jordan Williams scored 18 points and Dino Gregory added 15 for Maryland, but Virginia held on to down the Terps, 74-60, Saturday on Senior Day.

Sammy Zeglinski scored a career-high 25 points for the Cavaliers who hit 8 of 17 3-point attempts.

The Cavaliers (16-14, 7-9) led by 13 with 7:13 left, let the margin shrink to five and then pulled away to present coach Tony Bennett with his 100th career win. Zeglinski, a junior guard, went 6 for 7 from beyond the arc in eclipsing his previous best of 24 points.

Mustapha Farrakhan scored 19 and Assane Sene had 15 to help Virginia secure its fourth win in five games. The Cavaliers also avenged a 24-point loss to Maryland in January.

Playing on Senior Day in a packed arena, the Terrapins (18-13, 7-9) fell behind late in the first half and never recovered.

Terrell Stoglin chipped in nine points and Pe'Shon Howard had six assists for Maryland which blocked 10 Virginia shots.

Virginia shot 44 percent from the floor and Maryland hit 45 percent. The Cavaliers had just six turnovers in the game.

Cavaliers	min	FG	3-FG	FT	R	F	A	TO	B	S	TP
Sherill	34	1-7	0-3	0-0	9	2	2	0	0	0	2
Sene	34	7-9	0-0	1-2	5	3	0	0	1	0	15
Farrakhan	32	6-14	1-4	6-7	2	1	3	2	0	2	19
Harris	33	2-8	1-2	2-2	4	3	2	2	0	1	7
Zeglinski	31	7-11	6-7	5-7	5	3	3	1	0	2	25
Evans	14	1-3	0-0	0-0	0	0	1	0	0	0	2
Harrell	10	1-4	0-1	0-0	2	2	1	0	0	1	2
Mitchell	12	1-3	0-0	0-0	1	4	1	0	0	0	2
Team					4			1			
Totals	200	26-59	8-17	14-18	32	18	13	6	1	6	74

	1st Half	2nd Half	Game
FG %	15-31 .484	11-28 .393	26-59 .441
3FG %	6-11 .545	2-6 .333	8-17 .471
FT %	1-2 .500	13-16 .813	14-18 .778

Terps	min	FG	3-FG	FT	R	F	A	TO	B	S	TP
Tucker	22	1-4	1-3	2-4	3	3	1	1	2	1	5
Gregory	36	6-10	0-0	3-4	3	0	0	0	1	0	15
Williams	36	6-8	0-0	5-6	6	1	0	2	6	0	17
Bowie	26	1-4	0-3	3-4	4	3	2	1	0	1	5
Stoglin	26	4-10	0-2	1-1	1	4	2	2	0	0	9
Weijls	3	1-1	0-0	0-0	1	0	0	0	1	0	2
Parker	10	0-1	0-0	0-0	2	0	2	2	0	0	0
Palsson	10	1-1	1-1	0-0	3	2	0	0	0	0	3
Mosley	13	0-3	0-0	0-0	3	1	0	1	0	0	0
Levent	0+	0-0	0-0	0-0	0	0	0	0	0	0	0
Howard	18	1-5	0-0	2-2	2	1	6	2	0	0	4
Team					1						
Totals	200	21-47	2-9	16-21	29	15	13	11	10	2	60

	1st Half	2nd Half	Game
FG %	12-23 .522	9-24 .375	21-47 .447
3FG %	1-4 .250	1-5 .200	2-9 .222
FT %	8-9 .889	8-12 .667	16-21 .762

Officials: Roger Ayers, Bernard Clinton, Brian Dorsey
Technical: Maryland - Team
Attendance: 17,459

Score By Periods	1st	2nd	Final
Virginia	37	37	74 (16-14, 7-9)
MARYLAND	33	27	60 (18-13, 7-9)

Game #32

NC State 67
Maryland 75

March 10, 2011 • Greensboro, N.C.
ACC Tournament First Round
Greensboro Coliseum

Jordan Williams had 16 points and 13 rebounds to help Maryland beat North Carolina State 75-67 on Thursday night in the first round of the Atlantic Coast Conference tournament.

Dino Gregory added 11 points for the seventh-seeded Terrapins (19-13), who snapped a three-game losing streak and led the entire night.

Maryland led by 17 points in the first half and never let the 10th-seeded Wolfpack (15-16) get closer than six in the second half, earning a matchup with fifth-ranked Duke in Friday's quarterfinals.

Tracy Smith had 14 points to lead NC State, which shot 34 percent, including 2-for-17 from 3-point range.

The Terrapins shot 45 percent while playing from ahead all night against the Wolfpack. Only Williams and Gregory scored in double figures, but all nine Terrapins who played scored at least five points.

Maryland didn't have a lot of drama with this one; they led 12-2 out of the gate and took a 31-14 lead on James Padgett's tip-in of his own missed shot with 8:51 left in the first half.

The Wolfpack closed the gap to six points late in the half and trailing 42-33 at the break. But Maryland responded to each run, pushing its lead to 16 with about 6 minutes left before NC State made its final push, twice getting as close as six points in the final minute.

Freshmen guards Pe'Shon Howard and Terrell Stoglin each went 2-for-2 at the line in the last 45 seconds to seal it.

Wolfpack	min	FG	3-FG	FT	R	F	A	TO	B	S	TP
Brown	28	3-13	0-1	2-4	3	2	1	1	0	0	8
Leslie	19	2-9	0-0	1-3	11	1	1	0	0	1	5
Harrow	22	5-11	1-1	1-2	2	2	1	3	0	1	12
Vandenberg	10	0-1	0-0	0-0	3	2	0	0	0	0	0
Wood	28	1-7	0-6	2-2	1	5	1	1	1	3	4
Howell	21	4-8	0-1	0-0	9	3	2	0	0	1	8
Gonzalez	18	4-13	1-7	1-1	0	0	1	0	0	1	10
Williams	24	3-7	0-1	0-0	5	1	1	2	0	2	6
Smith	30	5-11	0-0	4-6	8	1	1	1	0	1	14
Team					5						
Totals	200	27-80	2-17	11-18	47	17	9	8	1	10	67

	1st Half	2nd Half	Game
FG %	13-41 .317	14-39 .359	27-80 .338
3FG %	1-7 .143	1-10 .100	2-17 .118
FT %	6-9 .667	5-9 .556	11-18 .611

Terps	min	FG	3-FG	FT	R	F	A	TO	B	S	TP
Palsson	20	2-4	1-3	0-0	3	2	1	0	0	0	5
Gregory	24	3-5	0-0	5-7	6	4	1	0	0	0	11
Williams	36	7-15	0-0	2-2	13	2	3	2	3	0	16
Bowie	16	1-2	1-1	2-2	3	2	1	3	0	1	5
Stoglin	28	3-8	0-1	3-4	0	2	3	3	0	1	9
Mosley	26	2-8	1-2	2-2	5	0	1	0	1	1	7
Howard	14	2-4	0-1	3-4	2	0	2	3	0	1	7
Tucker	23	4-9	1-3	0-0	4	1	1	3	1	0	9
Padgett	13	2-3	0-0	2-3	7	3	0	1	0	1	6
Team					3			2			
Totals	200	26-58	4-11	19-24	46	16	13	17	5	5	75

	1st Half	2nd Half	Game
FG %	15-32 .469	11-26 .423	26-58 .448
3FG %	3-7 .429	1-4 .250	4-11 .364
FT %	9-11 .818	10-13 .769	19-24 .792

Officials: Bryan Kersey, Roger Ayers, Sean Corbin
Technical: None
Attendance: 23,381

Score By Periods	1st	2nd	Final
NC State	33	34	67 (15-16)
MARYLAND	42	33	75 (19-13)

Game #33

Maryland 71
#5/5 Duke 87

March 11, 2011 • Greensboro, N.C.
ACC Tournament Quarterfinals
Greensboro Coliseum

Jordan Williams had 16 points and 16 rebounds and three other Terps scored in double figures, but Maryland fell to second-seeded Duke 87-71 in an ACC quarterfinal Friday night.

Kyle Singler scored 29 points for No. 5 Duke, which pulled away late after Maryland closed within a point in the second half. Mason Plumlee added 10 points and 11 rebounds for the Blue Devils (28-4).

The two-time reigning ACC tournament champions held Maryland without a field goal for 6 minutes down the stretch to reach the conference semifinals for the fourth straight year.

The Terps had trailed 42-33 at the half, but used an 8-0 run early in the second to pull within 47-46 on a free throw by Williams. Maryland got within a single point five different times but was unable to tie or take the lead.

Singler hit a driving layup with just under 9 minutes left to start the decisive surge. Duke reeled off nine straight points, outscored Maryland 11-1 over a 4 1/2-minute span and rode a 24-9 run to an 18-point lead in the final minute.

Ryan Kelly's 3 with 3 1/2 minutes left broke a 31-all tie and started Duke's 11-2 run that closed the half. Singler's drive down the lane with 4 seconds to go gave the Blue Devils their largest lead, 42-33, at the break.

But for the first 30 minutes, the Terrapins never let them pull too far ahead. They scored on 14 of their first 16 possessions of the second half to keep it tight.

Cliff Tucker scored 12 points, and Gregory and Pe'Shon Howard each scored 10 for Maryland.

Terps	min	FG	3-FG	FT	R	F	A	TO	B	S	TP
Palsson	24	1-2	1-2	2-2	1	2	3	0	1	0	5
Gregory	25	5-9	0-0	0-0	4	2	0	0	0	1	10
Williams	38	7-13	0-0	2-10	16	1	2	2	2	0	16
Bowie	23	1-1	0-0	3-4	2	4	4	1	0	1	5
Stoglin	28	2-10	0-1	2-3	3	1	4	5	0	0	6
Weijls	1	0-0	0-0	0-0	0	0	0	0	0	0	0
Mosley	18	2-7	1-2	0-0	0	5	0	1	0	2	5
Howard	16	3-3	1-1	3-4	1	2	1	2	0	0	10
Tucker	22	4-10	1-2	3-5	5	3	3	1	0	1	12
Padgett	5	1-3	0-0	0-0	0	2	0	1	0	0	2
Team					1						
Totals	200	26-58	4-8	15-28	33	22	17	13	3	5	71

	1st Half	2nd Half	Game
FG %	15-29 .517	11-29 .379	26-58 .448
3FG %	3-4 .750	1-4 .250	4-8 .500
FT %	0-6 .000	15-22 .682	15-28 .536

'Devils	min	FG	3-FG	FT	R	F	A	TO	B	S	TP
Smith	31	2-11	0-4	3-4	0	3	2	5	0	0	7
Ma.Plumlee	38	4-5	0-0	2-4	11	4	5	2	1	1	10
Singler	39	10-15	0-4	9-9	9	4	2	2	2	0	29
Mil.Plumlee	24	4-9	0-0	2-2	9	2	0	2	1	1	10
Curry	31	3-10	0-1	5-6	3	3	3	0	1	3	11
Thornton	5	0-1	0-0	0-0	1	4	0	0	0	0	0
Hairston	1	0-0	0-0	0-0	0	0	0	0	0	0	0
Dawkins	18	3-7	2-5	1-1	2	2	0	0	0	0	9
Kelly	13	5-5	1-1	0-1	2	1	0	0	0	0	11
Team					4			1			
Totals	200	31-63	3-15	22-27	41	23	12	12	3	6	87

	1st Half	2nd Half	Game
FG %	16-31 .516	15-32 .469	31-63 .492
3FG %	2-6 .333	1-9 .111	3-15 .200
FT %	8-12 .667	14-15 .933	22-27

TheLAST TIME...

► Scoring

A Player Scored 40 Points: Greivis Vasquez (41) at Virginia Tech, 2/27/2010.

A Player Scored 35 Points: Greivis Vasquez (41) at Virginia Tech, 2/27/2010.

A Player Scored 30 Points: Greivis Vasquez (41) at Virginia Tech, 2/27/2010.

A Player Scored At Least 30 Points in Back-to-Back Games: Nik Caner-Medley, 33 at Georgia Tech, 1/25/2006 and 30 at Temple, 1/28/2006.

Two Players Scored 30 points in the Same Game: Never

Two Players Scored 20 points in the Same Game: Jordan Williams (26) and Terrell Stoglin (25) vs. NC State, 2/20/2011.

Same Two Players Scored 20 points in Back-to-Back Games: Lonny Baxter (32) and Juan Dixon (26) vs. Norfolk State, 3/23/2000; Lonny Baxter (21) and Juan Dixon (24) vs. Chicago State, 3/27/2000.

Three Players Scored 20 Points in the Same Game: Juan Dixon (23), Chris Wilcox (21), Lonny Baxter (20) vs. Virginia, 3/3/2002.

Five Players Scored in Double Figures in a Game: Terrell Stoglin (17), Dino Gregory (14), Adrian Bowie (12), Jordan Williams (11), Sean Mosley (10) vs. Florida State, 2/23/2011.

Six Players Scored in Double Figures in a Game: Sean Mosley (20), Terrell Stoglin (15), Dino Gregory (14), Haukur Palsson (13), Pe'Shon Howard (11), Adrian Bowie (10) vs. Longwood, 2/9/2011.

Seven Players Scored in Double Figures in a Game: Joe Smith (25), Johnny Rhodes (19), Sarunas Jasikevicius (18), Exree Hipp (16), Wayne Bristol (12), Keith Booth (11), Mario Lucas (10), Duane Simpkins (10) vs. Towson State, 12/23/1995.

Eight Players Scored in Double Figures in a Game: Joe Smith (25), Johnny Rhodes (19), Sarunas Jasikevicius (18), Exree Hipp (16), Wayne Bristol (12), Keith Booth (11), Mario Lucas (10), Duane Simpkins (10) vs. Towson State, 12/23/1995.

► Rebounds

A Player Had 15 Rebounds: Jordan Williams (16) vs. Duke, ACC Quarters, 3/11/11.

A Player Had 16 Rebounds: Jordan Williams (16) vs. Duke, ACC Quarters, 3/11/11.

A Player Had 17 Rebounds: Jordan Williams (19) at North Carolina, 2/27/2011.

A Player Had 20 Rebounds: Joe Smith (21) vs. Texas, 3/18/1995.

A Player Had 25 Rebounds: Len Elmore (26) at Wake Forest, 2/27/1974.

Two Players Had Double-Figure Rebounds in the Same Game: Jordan Williams (11), Dino Gregory (11) vs. Longwood, 2/9/2011.

Three Players Had Double-Figure Rebounds in the Same Game: Laron Profit (12), Keith Booth (11), Obinna Ekezie (10) vs. Chicago State, 12/2/1996.

► Double-Doubles/Triple-Doubles

A Player Had a Double/Double in Points and Rebounds: Jordan Williams (16 points, 16 rebounds) vs. Duke, ACC Quarters, 3/11/2011.

A Player Had a Double/Double in Points and Assists: Eric Hayes (12 points, 10 assists) at Virginia Tech, 2/27/2010.

Two Players Had Double/Doubles in Points and Rebounds in the Same Game: Jordan Williams (15 points, 13 rebounds) and Dino Gregory (10 points, 10 rebounds) vs. Illinois, 11/19/2010.

Three Players Had Double/Doubles in the Same Game: Lonny Baxter (15 pts, 10 rebs), Terence Morris (13 pts, 12 rebs) and Steve Blake (11 pts, 11 asts) at Duke, 2/27/2001

A Player Had Back-to-Back Double/Doubles: Jordan Williams, 16&13 vs. NC State, ACC First Round, 16&16 vs. Duke, ACC Quarters, 3/10&11/2011.

A Player Had Three Double/Doubles in a Row: Jordan Williams (3), 11&11 vs. Florida State, 16&19 at North Carolina 11&12 at Miami, 2/23 - 3/2/2011.

A Player Had Four Double/Doubles in a Row: Jordan Williams (13), 24&13 vs. Elon, 15&11 at Penn State, 17&11 vs. Temple, 23&13 vs. UNC Greensboro, 27&13 vs. Boston College, 14&12 vs. NJIT, 17&11 vs. North Florida, 12&11 vs. Colgate, 23&13 at Duke, 13&15 at Wake Forest, 25&14 at Villanova, 11&11 vs. Virginia Tech, 16&11 vs. Clemson, 11/26/10 - 1/22/11.

A Player Had Five Double/Doubles in a Row: Jordan Williams (13), 24&13 vs. Elon, 15&11 at Penn State, 17&11 vs. Temple, 23&13 vs. UNC Greensboro, 27&13 vs. Boston College, 14&12 vs. NJIT, 17&11 vs. North Florida, 12&11 vs. Colgate, 23&13 at Duke, 13&15 at Wake Forest, 25&14 at Villanova, 11&11 vs. Virginia Tech, 16&11 vs. Clemson, 11/26/10 - 1/22/11.

A Player Had Six Double /Doubles in a Row: Jordan Williams (13), 24&13 vs. Elon, 15&11 at Penn State, 17&11 vs. Temple, 23&13 vs. UNC Greensboro, 27&13 vs. Boston College, 14&12 vs. NJIT, 17&11 vs. North Florida, 12&11 vs. Colgate, 23&13 at Duke, 13&15 at Wake Forest, 25&14 at Villanova, 11&11 vs. Virginia Tech, 16&11 vs. Clemson, 11/26/10 - 1/22/11.

A Player Had Seven Double /Doubles in a Row: Jordan Williams (13), 24&13 vs. Elon, 15&11 at Penn State, 17&11 vs. Temple, 23&13 vs. UNC Greensboro, 27&13 vs. Boston College, 14&12 vs. NJIT, 17&11 vs. North Florida, 12&11 vs. Colgate, 23&13 at Duke, 13&15 at Wake Forest, 25&14 at Villanova, 11&11 vs. Virginia Tech, 16&11 vs. Clemson, 11/26/10 - 1/22/11.

A Player Had a Triple/Double: Greivis Vasquez (35 points, 11 rebounds, 10 assists) vs. North Carolina, 2/21/2009; Derrick Lewis vs. Md.-Baltimore County (32 points, 10 rebounds, 10 blocked shots), 2/17/1987; Derrick Lewis vs. James Madison (29 points, 23 rebounds, 12 blocked shots), 1/28/1987. [Only triple-doubles in Maryland history.]

► Assists

A Player Had 10 Assists in a Game: Eric Hayes (10) at Virginia Tech, 2/27/2010.

A Player Had 11 Assists in a Game: Greivis Vasquez (13) vs. Clemson, 2/24/2010.

A Player Had 12 Assists in a Game: Greivis Vasquez (13) vs. Clemson, 2/24/2010.

A Player Had 13 Assists in a Game: Greivis Vasquez (13) vs. Clemson, 2/24/2010.

A Player Had 14 Assists in a Game: Greivis Vasquez (15) vs. NC State, 2/9/2008.

A Player Had 15 Assists in a Game: Greivis Vasquez (15) vs. NC State, 2/9/2008.

► Blocks

A Player Had 5 Blocks in a Game: Jordan Williams (6) vs. Virginia, 3/5/2011.

A Player Had 6 Blocks in a Game: Jordan Williams (6) vs. Virginia, 3/5/2011.

A Player Had 7 Blocks in a Game: Ekene Ibekwe (8) vs. Mt. St. Mary's, 12/28/2006.

A Player Had 8 Blocks in a Game: Ekene Ibekwe (8) vs. Mt. St. Mary's, 12/28/2006.

A Player Had 10 Blocks in a Game: Derrick Lewis (10) vs. UMEs, 2/27/1987.

A Player Had 12 Blocks in a Game: Cedric Lewis (12) vs. South Florida, 1/20/1991.

► Steals

A Player Had 5 Steals in a Game: Landon Milbourne (5) and Greivis Vasquez (5) vs. Georgia Tech, ACC Tournament Quarters, 3/12/2010.

A Player Had 6 Steals in a Game: D.J. Strawberry (6) vs. Notre Dame-BB&T Classic, 12/3/2006.

A Player Had 7 Steals in a Game: Chris McCray (7) vs. Wagner, 1/4/2003.

A Player Had 8 Steals in a Game: Juan Dixon (8) vs. Florida State, 1/26/2002.

A Player Had 9 Steals in a Game: Johnny Rhodes (9) at North Carolina, 2/7/1996.

► Miscellaneous

A Player Topped the Team in Scoring, Rebounding and Assists for a Game: Jordan Williams (16 points, 13 rebounds, 3 assists-tied) vs. NC State, ACC Tournament, 3/10/2011.

A Player Hit a Last-Second Shot to Win a Game: Pe'Shon Howard hit FG with 4.6 seconds left to beat College of Charleston, 75-74, 11/10/2010.

A Player Hit Last-Second Free Throws to Win a Game: John Gilchrist vs. Florida State (12/19/2004), hit two FTs with 6.6 seconds left in OT to break tie and lift Terps to 90-88 win.

Player Played Every Minute of a Game: Greivis Vasquez (40 minutes) vs. Clemson, 3/2/2008.

Two True Freshmen Started A Game: Haukur Palsson and Terrell Stoglin vs. Duke, ACC Quarters, 3/11/2011.

Three True Freshmen Started A Game: Keith Booth, Matt Kovarik and Joe Smith vs. Hofstra, 12/28/1993.

► Team

Last Overtime Game: 2/27/2010 - Maryland 104, at Virginia Tech 100 (2OT)

Last Overtime Victory at Home: 2/21/2009 - Maryland 88, North Carolina 85.

Last Overtime Victory on the Road: 2/27/2010 - Maryland 104, at Virginia Tech 100.

Maryland Scored Over 100 Points: 2/9/2011 - at Maryland 106, Longwood 52.

Maryland Defeated A No. 1-Ranked Opponent: 1/19/2008 at Chapel Hill, N.C. - Maryland 82, [1/1]North Carolina 80.

Items in italics occurred in 2010-11

Media SERVICES

Credential Requests

Credential requests must be made by sports editors or sports directors online at <http://www.sportssystem.com/maryland/> no later than five days prior to an event.

Credentials will be mailed whenever possible, picked up at the Athletics Media Relations Office during normal business hours, or picked up on gameday at Gate C of the Comcast Center, located on the ground-level entrance at the south side of the building nearest the campus.

Credentials will be sent for overnight delivery (via FedEx only) at the expense of the requesting outlet. All persons picking up credentials will be required to furnish positive identification.

In-Season Interview Policies

All interviews must be arranged through Doug Dull in the Maryland Media Relations Office. He can be reached at 301-314-1482 or via e-mail at ddull@umd.edu. Please give at least 24 hours notice for interview requests.

Head coach Mark Turgeon and selected players are available on the day before each game for an interview session in the Comcast Center media work room. Contact Doug Dull for times and potential player availability.

Players and coaches have been instructed not to participate in interviews unless they have been arranged through the media relations office.

Player phone numbers will not be released, and members of the media are not to attempt to contact student-athletes or relatives on the telephone, via e-mail or by any other means. Players are not available for live call-in radio shows.

Practices

Maryland practices are closed to the public. Some practices may be opened to the media on an occasional basis, with prior notice coming from the Media Relations Office.

GAMEDAY

Internet Guidelines

The acceptance of media credentials is an acknowledgement of the University of Maryland's rights to the game and play-by-play coverage and an outlet's agreement to abide by any restrictions the University of Maryland may place on real-time play-by-play coverage and use of comprehensive game statistics.

Failure to abide by these restrictions implemented by the University of Maryland may result in revocation of press credentials. Maryland reserves the right to grant approval for distribution of real-time play-by-play, game-related statistics and information through the Internet ("real time" is defined as any online media providing live continual play-by-play coverage, in-game statistics, digital photographs, or audio or video of an event).

Gameday Media Parking

Parking is located in various lots surrounding Comcast Center. Media parking is best accessed from the University Drive (Rt. 193) entrance to campus at Paint Branch Drive. Access to the media parking areas are via pass only, and is available on a limited basis. All media must have parking passes before arriving on campus, so allow enough time for credential requests to be processed in order to receive them prior to gameday.

Media Seating and Media Work Room

The courtside media area and work room both are at the northeast corner of the arena. Both are available for working media only.

Working space in the media area of Comcast Center is limited and seats are expressly reserved for those working on deadline, with no exceptions. Children and other non-workers are not allowed in the media area.

Located on the court level of Comcast Center, the work room is directly across from the men's basketball locker room and directly behind the courtside area. They are connected by the tunnel area adjacent to the loading dock and service entrance on the arena's northeast corner.

The work room opens well before game time and media representatives are welcome upon arrival at the arena.

Telephones and Internet

Some complimentary phone lines are available in the Comcast Center media work room, as dictated by ACC policy (calling card or reverse charges required).

Additional requests for dedicated lines, either for the work room or courtside, should be directed to Brady Gowin, Asst. Director of Operations and Facilities, at 301-314-2784. List Doug Dull as the contact person for all installations.

Wireless Internet access is free and available by contacting the Media Relations staff on gameday.

Photography

All photographers and camera operators must remain seated in baseline photo areas, as per NCAA regulations. Locations will be assigned for all games.

Photographer and videographer positions are at the complete and absolute discretion of the basketball game officials and the Maryland Media Relations Office at all times, without exception.

The NCAA has established a policy to control congestion in photography areas. Priority shall be given, in all instances, to photographers and videographers on assignment. Only game photographers (no runners, assistants or producers) shall have access to courtside photo areas.

Strobe lights may be installed in Comcast Center, but arrangements must be made through the Media Relations Office two weeks in advance. Space for strobe lights is available on a first-come, first-served basis.

POSTGAME

Postgame News Conference

Postgame news conferences for both head coaches will be conducted at the conclusion of each game. Maryland interviews will be conducted in the media work room, with head coach Mark Turgeon going first and selected student-athletes following. The Maryland locker room is closed.

The visiting team's locker room access policy is determined by officials of that school. Visiting head coaches will be available in an interview area located in the tunnel near the visiting team locker room.

Postgame Statistics

A statistics packet including running play-by-play, first half and final box scores, and postgame notes and home and visitor head coach quotes, are compiled for each game and made available to the media at press row and in the media work room.

OTHER SERVICES

Maryland News & Notes by E-Mail

Basketball news and releases from the Maryland athletic media relations office may be obtained instantly via email by contacting Doug Dull at ddull@umd.edu. List **TERP NEWS** in the subject heading, and include the name of your media outlet and phone number in your message.

Media SERVICES

Maryland Basketball on the Internet

All the latest Maryland basketball news is available 24 hours a day, seven days a week by accessing umterps.com. Player/coach biographies, schedules, scores and recaps, season statistics and game notes are all available.

XM Satellite Radio

Select ACC basketball games are available on XM Satellite Radio. For the complete ACC broadcast schedules, visit umterps.com and click on the "Radio/TV" link at the top.

Terrapin Sports Radio Network

Hall of Fame broadcaster Johnny Holliday is in his 33rd season as Voice of the Terps, while Chris Knoche is in his 13th season as color analyst. Walt Williams will joined the team as a sideline reporter during home games for the third season. WJZ 105.7 FM and WJZ Radio AM-1300 in Baltimore serve as the network's flagship stations.

The pregame show begins 30 minutes prior to every tipoff and the postgame show, presented by Geico concludes 30 minutes after each game. Maryland's broadcasts are also accessible on the Internet via the Terps' official athletics website, www.umterps.com.

Network Affiliates:

WJZ 105.7 FM (Baltimore)
 WJZ 1300 AM (Baltimore)
 ESPN980 AM (Washington, D.C.)
 WWXX FM 94.3 (Buckland, Va.)
 WCEM AM 1240 (Cambridge)
 WBEY FM 97.9 (Crisfield)
 WGOP AM 540 (Crisfield)
 WFMD AM 930 (Frederick)
 WARK AM 1490 (Hagerstown)
 WPTX AM 1690 (Lexington Park)
 WVMD AM 1230 (Midland)
 WMSG AM 1050 (Oakland)
 WWXT FM 92.7 (Prince Frederick)
 WTGM AM 960 (Salisbury)

Mark Turgeon Radio Show

The Mark Turgeon Radio Show airs from 7-8 p.m. throughout the season on the Terrapin Sports Radio Network.

Fans are invited to be a part of the show in person or by calling (866) 950-5225. The 60-minute broadcast is hosted by Voice of the Terrapins Johnny Holliday:

Mark Turgeon Television Show

The Mark Turgeon Television Show, presented by Toyota, airs throughout the season on Comcast SportsNet. Turgeon and Johnny Holliday discuss Terrapin basketball, with features on Maryland student-athletes.

ACC Weekly Teleconference

The Atlantic Coast Conference will conduct a weekly telephone press conference beginning Tuesday, Jan. 3, 2012 and continuing each Monday throughout the season through Monday, March 5.

The call will feature all 12 league coaches, beginning at 10:30 a.m. Each coach will be available to furnish comments and take questions for 10 minutes. *Mark Turgeon will be available at 11:20 a.m.* Please call Doug Dull or Brian Morrison of the ACC at (336) 851-6062 for the teleconference number.

There will be an instant replay of each teleconference on the Conference's internet site TheACC.com each Monday afternoon.

ACC Coaches Teleconference:

Steve Donahue, Boston College	10:30
Brad Brownell, Clemson	10:40
Mike Krzyzewski, Duke	10:50
Leonard Hamilton, Florida State	11:00
Brian Gregory, Georgia Tech	11:10
MARK TURGEON, MARYLAND	11:20
Jim Larranaga, Miami	11:30
Roy Williams, North Carolina	11:40
Mark Gottfried, NC State	11:50
Tony Bennett, Virginia	12:00
Seth Greenberg, Virginia Tech	12:10
Jeff Bzdelik, Wake Forest	12:20

Media Relations



Doug Dull

Associate A.D. - Media Relations
 Men's Basketball Contact
 Office: 301-314-1482
 Cell: 240-417-5764
 Fax: 301-314-9094
ddull@umd.edu
www.twitter.com/dgdull



Justin Moore

Assistant Director, Media Relations
 Men's Basketball Secondary Contact
 Office: 301-314-7068
 Cell: 270-316-3748
moore@umd.edu

Other Info

Athletics Media Relations
 2731 Comcast Center
 University of Maryland
 College Park, MD 20742
www.umterps.com
 Press Row Phone: 301-314-8624

Radio/TV CHART




4 **Jacob Susskind**
G • 6-5 • 180 • Fr.-HS
West Orange, N.J.
Golda Och Academy



5 **Nick Faust**
G • 6-6 • 175 • Fr.-HS
Baltimore, Md.
Baltimore City College HS



10 **Berend Weijts**
C • 6-10 • 200 • Sr.-1V
Amsterdam, Netherlands
Harcum (Pa.) College




11 **Mychal Parker**
G • 6-5 • 195 • So.-1V
Washington, N.C.
Miller (Va.) School



12 **Terrell Stoglin**
G • 6-1 • 185 • So.-1V
Tucson, Ariz.
Santa Rita HS




13 **Arnold Richmond**
G • 5-11 • 175 • Fr.-HS
Suitland, Md.
Crossland HS



14 **Sean Mosley**
G • 6-4 • 210 • Sr.-3V
Baltimore, Md.
St. Frances Academy



15 **Spencer Barks**
F • 6-9 • 225 • Fr.-HS
Poolesville, Md.
St. Albans HS



21 **Pe'Shon Howard**
G • 6-3 • 195 • So.-1V
Los Angeles, Calif.
Oak Hill (Va.) Academy



22 **Jon Dillard**
G • 5-11 • 165 • Sr.-HS
Yorktown, Va.
Tabb HS



23 **John Auslander**
F • 6-7 • 225 • So.-TR
Herndon, Va.
Greensboro College




24 **Jonathan Thomas**
G • 6-2 • 170 • Jr.-HS
Frederick, Md.
Tuscarora HS



25 **Alex Len**
C • 7-1 • 225 • Fr.-HS
Antratsit, Ukraine
Dnipropetrovski Coll.



30 **Ashton Pankey**
F • 6-9 • 220 • Fr.-RS
Bronx, N.Y.
St. Anthony (N.J.) HS



35 **James Padgett**
F • 6-8 • 215 • Jr.-2V
Brooklyn, N.Y.
Lincoln HS



Mark Turgeon
Head Coach
14th Season Overall
1st Season at Maryland
Kansas '87



Dalonte Hill
Assistant Coach
1st Year at Maryland
Charlotte '01



Bino Ranson
Assistant Coach
2nd Year at Maryland
Southern New Hampshire '99



Scott Spinelli
Assistant Coach
1st Year at Maryland
Boston Univ. '89



Dustin Clark
Dir. of Basketball Operations
1st Year at Maryland
Texas A&M '07