



2004 TOYOTA GATOR BOWL GUIDE

Table Of Contents	
Media Information	1
Terrapin Game Notes	2
Maryland/West Virginia Series History	10
Flashback To 1975	11
Terrapin Honor Roll	12
Depth Chart	15
Regular-Season Statistics	16
2003 Game Recaps	24
Head Coach Ralph Friedgen	32
Staff On The Field	34
Staff In The Booth	35
Support Staff	36
Roster Information	37
Terps To Watch	39
Postseason History	55
Bowl Game Records	62
University of Maryland	63
President C.D. Mote Jr.	66
Athletics Director Deborah A. Yow	67
Football News Clippings	69

Maryland Football Media Information

For interviews with University of Maryland coaches, players or staff members, contact **Greg Creese**, assistant director, or **Doug Dull**, associate athletic director for media relations. Associate director **Jason Yellin** will also be accompanying the team at most bowl-week functions.

Practice times and information are below and the guidelines are similar to the Terrapins' regular-season media opportunities. The first 20+ minutes of nearly every practice session are open to media while availability is dictated by where the day falls on the game week schedule.

Please note that media will be asked to leave daily practice sessions prior to the start of period four. In addition, availability post-practice will often be abbreviated due to time commitments associated with the bowl.

During bowl week, any interviews that take place outside of the normal practice and press conference setting must be arranged through the media relations staff. Player interviews should not be conducted at the team hotel or any other site without consent of the media relations staff.

- Greg Creese** ▪ e-mail: gcreese@umd.edu
- Doug Dull** ▪ e-mail: ddull@umd.edu
- Jason Yellin** ▪ e-mail: jyellin@umd.edu
- Maryland Media Relations** ▪ Main Office #: (301) 314-7064



Greg Creese



Doug Dull



Jason Yellin

Additional Media Information

Maryland Athletics on the Internet

Daily reports from the bowl game will be filed on the official website of Maryland Athletics, www.umterps.com. In addition, media can obtain news clips from throughout the 2003 season by going to the site and selecting Terp News Clips from the main page, and then clicking the "football" link at the top of the news clips page.



Maryland Broadcast Sportsline

Broadcast quality sound bites from coach Ralph Friedgen are available each week on Maryland Sportsline. Call (410) 451-4117 for recaps from each game.

FridgeTV.com

Fans and media alike can take advantage of a new, state-of-the-art website that goes behind the scenes of Maryland football like no other website. Ralph Friedgen's "FridgeTV.com" (www.fridgeTV.com) has highlights and game-week video footage from each of the Terrapins' 12 games from 2003 with access to the team's news conferences, practices, pregame preparations and postgame speeches.

Bowl Week Schedule/Media Opportunities

Fri., Dec. 26	
Buses leave College Park	8:00 a.m.
Arrive Jacksonville Airport	approx. 12:30 p.m.
CSX Welcome Party (Terrace Suites, Alltel Stadium)	5:00 – 7:30 p.m.
Sat., Dec. 27	
Practice (first half hour open, players and coaches availability briefly)	9:30 – 11:30 a.m.
Sun., Dec. 28	
Practice (first half hour open, players and coaches availability briefly)	Noon– 2:00 p.m.
Mon., Dec. 29	
Practice (first half hour open, players and coaches availability)	11:00 a.m. – 1:00 p.m.
Wolfson Children's Hospital Visit (select players)	2:00 p.m.
Tue., Dec. 30	
Practice (first half hour open; Friedgen only post-practice)	11:00 a.m. – 1:00 p.m.
Wed., Dec. 31	
Walkthrough (closed)	9:45– 10:30 a.m.
Press Conference (Friedgen and selected players, Adam's Mark Hotel)	11:00 a.m.
Coaches Luncheon and Hall of Fame Induction (Adam's Mark Hotel)	Noon

Driving Directions – Jacksonville University

Maryland will be practicing at the Jacksonville University football practice fields. There exist potential changes in the possible entrance to the university due to construction scheduled to take place, so the instructions below are for media simply going to the university from the media hotel (Adam's Mark), and not specifically to the practice fields:

- From the Adam's Mark, go east on Water Street toward S. Hogan Street
- Turn left (north) on S. Ocean Street
- Turn right on E. Union Street
- Take the ramp toward Alltel Stadium/Sports Complex
- Merge onto US-90 Alt E
- Merge onto N. University Boulevard
- Jacksonville Univ. is on the left at **2800 N. University Boulevard**; take the last (third) entrance to the university.
- The practice fields are located behind the school's football stadium.



Guide Credits

The Maryland Gator Bowl Guide was written by Greg Creese, Doug Dull and Sean O'Connor, design and layout by Jason Yellin. Editorial assistance provided by Julie Baronas, Mary Smith and Chelsey Trowbridge. Photography by Bill Vaughan. Printed by Multi-Ad.



MARYLAND'S GATOR BOWL GAME NOTES

#23/24 Maryland (9-3, 6-2 ACC)

A28	at No. Illinois (Fox Sports Net)	L	13-20 (ot)
S6	at Florida State* (ESPN2)	L	10-35
S13	THE CITADEL	W	61-0
S20	WEST VIRGINIA	W	34-7
S27	at Eastern Michigan	W	37-13
O4	CLEMSON* (ABC)	W	21-7
O11	DUKE*	W	33-20
O23	at Georgia Tech* (ESPN)	L	3-7
N1	NO. CAROLINA*+ (JP Sports)	W	59-21
N13	VIRGINIA* (ESPN)	W	27-17
N22	at NC State* (ABC)	W	26-24
N29	at Wake Forest* (ESPN)	W	41-28
J1	vs. West Virginia (NBC)		12:30 p.m.

* ACC game; + homecoming

#20/23 W. Virginia (8-4, 6-1 BE)

A30	WISCONSIN (ESPN)	L	17-24
S6	at East Carolina	W	48-7
S13	CINCINNATI	L	13-15
S20	at Maryland	L	7-34
O2	at Miami*	L	20-22
O11	RUTGERS*	W	34-19
O22	VIRGINIA TECH*	W	28-7
N1	CENTRAL FLORIDA	W	36-18
N8	at Boston College*	W	35-28
N15	PITTSBURGH*	W	52-31
N22	at Syracuse*	W	34-23
N29	TEMPLE*	W	45-28
J1	vs. Maryland (NBC)		12:30 p.m.

* Big East Conference game

all caps indicates home game; all times Eastern

Broadcast Information

TV: NBC: Tom Hammond, play-by-play; Pat Haden, color analysis; Lewis Johnson, sidelines.

Radio: Terrapin Sports Network (Noon) - Johnny Holliday, play-by-play; Jonathan Claiborne, color analysis; Tim Strachan, sidelines.

Internet: Audio can be accessed by logging on to www.umterps.com.

Maryland Quick Facts

Head Coach	Ralph Friedgen (Maryland, '70)
Record at Maryland (years)	30-8 (third)
Career Record	Same
Offensive Coordinator	Charlie Taaffe
Defensive Coordinator	Gary Blackney
Md. All-Time vs. WVU	Md. leads, 20-19-2
2003 Home/Away/Neutral	6-0 / 3-3 / 0-0

Maryland Media Information

Football Contact	Greg Creese
Phone	w: (301) 314-7065
e-mail	gcreese@umd.edu
Associate A.D./Media Relations	Doug Dull
Phone	w: (301) 314-7064
e-mail	ddull@umd.edu
Media Relations Fax	(301) 314-9094

**for more media information, see page 1 of this guide

#23/24 Maryland vs. #20/23 West Virginia

Terps

Thursday, January 1, 2004 • 12:30 p.m. (EST)

ALLTEL Stadium, Jacksonville, Fla. (73,000)

TV: NBC Sports • Radio: Terrapin Sports Network



The Game

• The University of Maryland football team heads to Jacksonville, Fla., for its third bowl game in as many years as it will take on regional rival West Virginia University in the 2004 Toyota Gator Bowl. The game, played on New Year's Day, will be televised nationally by NBC and broadcast locally on the Terrapin Radio Network. Kickoff from Alltel Stadium is slated for 12:38 p.m. with radio pregame starting at noon.

• The Terrapins (9-3, 6-2) earned a spot in the bowl – which gets first choice of the Atlantic Coast Conference's non-BCS team – by way of their second-place finish in the conference standings. They were named the bowl's first selection on Mon., Nov. 24, following their thrilling, 26-24, come-from-behind win over NC State in Raleigh and then went on to beat Wake Forest, 41-28, after trailing by double digits in Winston-Salem.

• West Virginia learned its bowl fate after completing its regular season with a 45-28 win over Temple. The Mountaineers (8-4, 6-1 Big East) were co-champions of the Big East Conference this season, winning their last seven games and nearly running the table in the league (their lone loss was a two-point heartbreaker at Miami).

• Between Maryland and WVU, the Toyota Gator Bowl is getting two of the hottest teams in college football as the two teams have a combined record of 17-4 since Sept. 13 and have combined to win 16 of their last 17 games (Maryland nine of its last 10; WVU seven-straight to end the season).

• After spending nearly the entire second half of the season just outside of the nation's Top 25, the Terps made their way into the national polls after the close of the regular season. Maryland heads into its final game of the 2003 season ranked 23rd in the Associated Press poll and 24th in the ESPN/USA Today Coaches' poll. The Mountaineers are ranked 20th and 23rd, respectively.

Swamp Notes -- Terrapins in the Gator Bowl

• This year's trip to the Toyota Gator Bowl will be the fourth in school history for Maryland and its first since 1975. The Terrapins are 2-0-1 in three previous trips to the bowl with wins over Missouri (20-7 in 1950) and Florida (13-0 in 1975) and a 20-20 tie with Georgia (1948).

• The Gator Bowl served as the site of the school's first- and second-ever bowl appearances. The first was the 20-20 tie with Georgia on Jan. 1, 1948 and the second was the 20-7 win over Mizzou on Jan. 2, 1950.

• On the heels of last year's Peach Bowl win, Maryland will head into this year's bowl game with an all-time postseason record of 7-10-2.

• The 2004 Gator Bowl marks the first time since the 1997 Independence Bowl in Shreveport, La., that a pair of teams will be rematched in a bowl game after playing in the regular-season and just the 14th all-time. In 1997, Louisiana State downed Notre Dame, 27-9 in the postseason after the Irish had beaten LSU, 24-6 during the regular season. Prior to 1997, Florida and Florida State played each other in the regular-season finale and rematched a little more than a month later in the Sugar Bowl in both 1994 and 1996. This season, Miami and Florida State will also re-match in the FedEx Orange Bowl after playing in the regular-season for the 15th bowl-game rematch.

• This year's meeting marks just the second time in Gator Bowl history that two teams have met for the second time in the same season. The first time occurred 58 years ago when Wake Forest got a rematch with South Carolina in 1945, a season that saw the two teams tie in the first meeting before the Demon Deacons prevailed 26-14 in the bowl game.

• Maryland's postseason appearance is its third in as many seasons under **Ralph Friedgen**. It marks the third time that the Terrapins have earned a bowl bid in three straight years or more as the team went to six-straight bowl games under Jerry Claiborne (1973-78) and four-straight under Bobby Ross (1982-85).

Series Notes -- Terps & Mountaineers

• This year's Gator Bowl marks the 42nd meeting between the Terrapins and Mountaineers in a series that entered this season completely deadlocked but became untied after the Terps' win on September 20. The series – which began in 1919 – currently stands at 20-19-2 in Maryland's favor.



QUICK FACTS

Location:

Jacksonville, Fla.

Founded:

1945

President:

Richard M. Catlett

Bowl Ties:

ACC & Big East

2004 Minimum Payout:

\$1.4 million per team

Media Contact:

Cheri O'Neill, Vice Pres.

O'Neill Phone:

(904) 798-5892

O'Neill E-mail:

cheri@gatorbowl.com

Media Hotel:

Adam's Mark

Hotel Phone:

(904) 633-9095



- Maryland and WVU have met every year since 1980. The two teams have split the last 14 games of the series, but the Terrapins have won three-in-a-row and four of the last five.
- **Ralph Friedgen** and Rich Rodriguez' each took the helm of their respective alma maters in 2001. Maryland is 3-0 against WVU in that time, but Rodriguez success has seemingly come after playing the Terps the last two years. In 2002 and 2003, WVU is a combined 13-3 in games following its loss to Maryland.
- As the all-time record indicates, the series between the two Mid-Atlantic schools has been very evenly matched over the years. So much so, in fact, that this year's victory at Byrd Stadium kept the two schools on pace to have identical records at their own venues. Maryland is 11-9-1 at Byrd Stadium and WVU is 10-9-1 at Mountaineer Field.
- This year's Toyota Gator Bowl will mark the first time in the history of the series that Maryland and West Virginia have met at a neutral site.
- The last two seasons, Maryland has dominated the Mountaineers from start to finish. This year, the Terps scored 34 points before WVU scored for the first time. The Terrapins outgained West Virginia 498-156, held a 28-11 advantage in first downs, limited WVU to 36 yards passing and outgained the Mountaineers at their strong suit – rushing – by 140 yards (260-120).
- Maryland put the '02 game away early, posting 28 points in the first quarter of an eventual 48-17 win and marking a triumphant return by QB **Scott McBrien** to his former school. From that point in the season on, Maryland lost just one of its final eight games while the Mountaineers also played well from that point on, winning six of their final eight following the game.
- McBrien and then-freshman TB **Josh Allen** were the story in the 2002 game. McBrien had a strong game, finishing 8-of-18 for 162 yards with one passing and one rushing TD (21 yards) while throwing no interceptions. Allen finished with a career-high 116 yards – a mark he just surpassed last week – with two touchdowns including a 70-yard scamper in the decisive first quarter.
- Only once in the last nine meetings between the Terrapins and the Mountaineers has the game's winner not scored at least 30 points (WVU, 13-0 in 1996).

Friedgen's ACceptional Start

- **Ralph Friedgen** has opened his career as a head coach by setting one coaching record after another and as his third season in College Park winds down, he has once again moved himself to the top of the record books.
- Last year, Friedgen became the winningest second-year head coach in ACC history with his 21-5 record, surpassing Clemson's Ken Hatfield by two wins. With one game left in 2003, Friedgen has positioned himself at the top of the list of third-year coaches in the conference.
- With Maryland's win in its regular-season finale at Wake Forest, Friedgen became the only coach in ACC history to win 30 games in his first three years on the job.
- With the Terps' win against UNC, Friedgen – now 30-8 – set a new record for wins by a third-year coach in the ACC, besting the win totals of Lou Holtz (26-8-2, NC State, 1972-74) and Danny Ford (26-9-0, Clemson, 1979-81).
- With his team's win against Duke, Friedgen broke Bobby Ross' record of 25 wins from 1982-84, the Maryland standard for wins in three seasons.



Ralph Friedgen

Tenured at the Top

- With the hiring of **Ralph Friedgen** and Friedgen's ensuing hires of offensive coordinator **Charlie Taaffe** and defensive coordinator **Gary Blackney** prior to the 2001 season, the Terrapins got the equivalent of three head coaches atop one coaching staff. Though Friedgen is in just his third season as a head coach, Taaffe (Montreal Alouettes and The Citadel) and Blackney (Bowling Green) each bring significant head coaching experience to the table.
- Taaffe and Blackney were able to maintain success virtually everywhere they went as head coaches. While in Montreal, Taaffe guided the Alouettes to a combined 25-14 record (two seasons) and an appearance in the 2000 Grey Cup. In 1999 and 2000, he was named the CFL's Coach of the Year, making him only the second coach to earn such an honor in back-to-back seasons (Marv Levy was the first in 1974) and the first ever to do so in his first two campaigns. In addition, he is the winningest coach in The Citadel's history (55-47-1).
- Blackney was able to achieve success in his own right as a head coach at Bowling Green. In 10 seasons, Blackney won 60 games (third-most in school history), was the only coach in school history to win a bowl game (his Falcons won the 1991 California Raisin Bowl and the 1992 Las Vegas Bowl) and was the only coach to win more than 10 games in back-to-back seasons (11 in 1991; 10 in 1992).
- Now in their third seasons at Maryland, the three coaches comprise one of the most experienced triumvirates in college football. With their 88 years of combined, full-time experience at the college and/or pro levels, Friedgen, Taaffe and Blackney are the fifth-most experienced trio in Division I-A. Below is a list of the company they keep:

Rk.	School	Yrs.	Staff (Pos./Yrs. of Experience)
1	Penn St.	105	J. Paterno (HC/52), F. Ganter (OC/30), T. Bradley (DC/23)
2	Florida St.	95	B. Bowden (HC/43), J. Bowden (OC/16), M. Andrews (DC/36)
3	Mississippi St.	93	J. Sherrill (HC/34), M. Watts (OC/40), R. Cooper (DC/19)
4	Air Force	91	F. DeBerry (HC/35), C. Petersen (OC/15), R. Bell (DC/41)
5	Maryland	88	R. Friedgen (HC/31), C. Taaffe (OC/26), G. Blackney (DC/34)

Note: Totals reflect years coaching prior to the 2003 season; years as a G.A. or prep coach are not included.

Terps By The Numbers

- .833**
Maryland's winning percentage in months after September under Ralph Friedgen. The Terps are 20-4 from October to January in his two-plus years.
- 1st**
The Terrapins rank in the ACC in four different defensive categories this year – total defense, scoring defense, pass defense and pass efficiency defense.
- 4**
All four of Maryland's starting defensive backs earned All-ACC honors this year. (Williams and Foxworth were second team selections while Cox and Wilson earned honorable mention status). No other school had more than two DBs on the list.
- 10**
Maryland players to earn first or second team mention on this year's All-ACC teams, most of any school in the league.
- 14**
Points needed by junior Nick Novak to become the Atlantic Coast Conference's all-time leading scorer.
- 29**
Average margin of victory for Maryland in its last two meetings with West Virginia. In four of the five meetings prior to 2002, Maryland failed to score 29 points, much less win by it.
- 31**
Career passing touchdowns at Maryland by senior Scott McBrien, third-most in school history. With his two touchdowns against NC State, he moved ahead of long-time NFL QB Neil O'Donnell (26, 1987-89).
- 124**
Team-leading tackles total by sophomore D'Qwell Jackson in his first season as a starter. With 13 tackles in the bowl game, he will have posted the most ever by a Maryland sophomore.
- 264.8**
Average rushing yards by the Terps in the last four games of 2003. In that span, the team had backs eclipse 200 yards in two separate games.





Single-Game Bests

RUSHING YARDS

Josh Allen, TB	257 vs. Virginia	2003
Bernie Fiddler, FB	13 vs. Eastern Michigan	2001
Sammy Maldonado, TB	88 vs. West Virginia	2003
Mario Merrills, TB	79 vs. Akron	2002
Scott McBrien, QB	67 at Clemson	2002
Bruce Perry, TB	276 at Wake Forest	2001

PASS COMPLETIONS

Scott McBrien, QB	18 vs. Duke	2003
Orlando Evans, QB	7 at Florida State	2003

PASSING YARDS

Scott McBrien, QB	349 vs. North Carolina	2003
Orlando Evans, QB	70 vs. The Citadel	2003

RECEPTIONS

Rob Abiamiri, TE	1 two times	2003
Josh Allen, TB	3 at Eastern Michigan	2003
Vernon Davis, WR	2 at Eastern Michigan	2003
Jeff Dugan, TE	5 vs. Middle Tennessee	2000
Derrick Fenner, WR	2 three times	2003
Latrez Harrison, WR	4 eight times	2002/03
Sammy Maldonado, TB	1 vs. The Citadel	2003
Danny Melendez, WR	3 at Duke	2002
Mario Merrills, TB	3 vs. Eastern Michigan	2002
Derek Miller, TE	1 four times	2002/03
Rich Parson, WR	4 at NC State	2003
Bruce Perry, TB	8 vs. Virginia	2001
Steve Suter, WR	4 four times	2003
JoJo Walker, WR	6 at NC State	2003
Jafar Williams, WR	7 at Georgia Tech	2001

RECEIVING YARDS

Rob Abiamiri, TE	8 vs. West Virginia	2003
Josh Allen, TB	43 vs. North Carolina	2003
Vernon Davis, WR	19 at Eastern Michigan	2003
Jeff Dugan, TE	91 vs. Middle Tennessee	2000
Derrick Fenner, WR	69 vs. Clemson	2003
Latrez Harrison, WR	109 at Duke	2002
Sammy Maldonado, TB	16 vs. The Citadel	2003
Danny Melendez, WR	37 at Duke	2002
Mario Merrills, TB	50 vs. Eastern Michigan	2002
Derek Miller, TE	8 at Florida State	2003
Rich Parson, WR	114 at NC State	2003
Bruce Perry, TB	70 at Florida State	2001
Maurice Shanks, WR	17 two times	2001
Maurice Smith, FB	18 vs. West Virginia	2003
Steve Suter, WR	97 vs. Eastern Michigan	2002
JoJo Walker, WR	99 vs. North Carolina	2003
Jafar Williams, WR	77 at Virginia	2001

KICKOFF RETURN YARDS

Rich Parson, WR	123 at NC State	2001
Steve Suter, WR	101 at Virginia	2002
JoJo Walker, WR	97 at No. Illinois	2003

PUNT RETURN YARDS

Rich Parson, WR	51 at NC State	2003
Steve Suter, WR	142 at West Virginia	2002
JoJo Walker, WR	69 vs. The Citadel	2003

TACKLES

Leroy Ambush, LB	7 three times	2002/03
Robert Armstrong, DT	3 three times	2003
Conrad Bolston, DE	2 two times	2003
Jamal Chance, CB	5 at Florida State	2003
Jamahl Cochran, LB	13 vs. West Virginia	2002
Curme Cox, CB	8 two times	2002/03
Raymond Custis, S	2 eight times	2002/03
Vernon Davis, WR	2 two times	2003
Ricardo Dickerson, FB/LB	6 vs. Akron & Ga. Tech	2002
Kevin Eli, DE	8 twice	2003
C.J. Feldheim, NT	9 vs. Eastern Michigan	2001
Dominique Foxworth, CB	9 at Florida State	200
Andrew Henley, LB	8 vs. Duke	2001
Reggie Holmes, LB	3 two times	2003
D'Qwell Jackson, LB	16 at Eastern Michigan	2003
Leon Joe, LB	14 twice	2003
Landon Jones, DE	7 at Clemson	2000
Chris Kelley, SS	4 vs. The Citadel	2003
William Kershaw, LB	8 vs. Akron	2002
Shawne Merriman, LB	8 at North Carolina	2002
Andrew Smith, S	7 vs. Virginia	2000
Scott Smith, DE	6 two times	2000/03
Randy Starks, DT	12 vs. West Virginia	2002
Madieu Williams, S	11 two times	2003
Dennard Wilson, CB	14 at Virginia	2002

A Wealth of Experience

The coaching experience on the Terrapin staff does not end with Coach Friedgen and his coordinators. The Maryland staff, overall, possesses a combined total of 187 years of full-time experience at either the collegiate or pro levels.

- That total includes four coaches (excluding Friedgen, Taaffe and Blackney) who have been at it for 17 years or more, and the 187 years means an average of almost 19 years of experience per coach on the 2003 staff.

Coaching Connections

- Ralph Friedgen** is not the only member of the Terrapin coaching staff with previous ties to College Park, though this is his fourth stint at Maryland (player from 1965-68; graduate assistant from 1969-72; offensive coordinator/offensive line coach from 1982-86 and the present stint).
- Defensive line coach **Dave Sollazzo** was a graduate assistant for the Terrapins in 1984 and defensive line coach in '86-87.
- Sollazzo is also one of several coaches with a connection to another school – The Citadel. Sollazzo played for (1974-76) and helped coach (1989-98) the Bulldogs, while Friedgen coached there from 1973-79. **Charlie Taaffe** was a head coach there from 1987-96 and outside linebackers coach **Al Seamonson** served there from 1987-99.
- Friedgen was actually Sollazzo's position coach at The Citadel. In addition, the head coach at the college at the time was former Terp mentor **Bobby Ross** (Bulldog head coach from 1973-77; Terps from '82-86).

Quick Hits v.2003

- Below are notes of some of the more interesting feats that have happened in the Terps' respective games of 2003:
- Maryland lit the scoreboard first in each of its first 10 games of 2003, but fell behind in each of its final two games.
- Prior to the North Carolina game – a game **Ralph Friedgen** sees as having turned his team's season – Maryland had either led throughout in each game or lost. In three of the last four games, the Terrapins had to overcome deficits of eight points or more to win (8 vs. UNC; 14 in the fourth quarter at NC State; and 14 at Wake Forest).
- The Terrapins have held half of their opponents off of the scoreboard in the first quarter this season.
- In **Ralph Friedgen's** two-plus seasons, Maryland is 26-0 when leading at halftime. With the win over Wake Forest, he also moved to 4-7 all-time in games when his team has gone into the half trailing with three of the four wins coming against NC State.
- From an offensive standpoint, Maryland has been most prolific in the second quarter this season. In the second frame, the Terps have scored more points (133) than their opponents have in the entire first half (111) this season.
- Defensively, the start of each half has been Maryland's strength. In the first quarter, opponents are averaging just 3.2 points this year. In the third, they average just 2.6.
- Maryland's 61 points against The Citadel this year were the most by a Terrapin team since 1975, when they beat Virginia, 62-14. The margin of victory was the largest in a game since a 74-13 win over Missouri in 1954.
- The Terrapins' 39-point second quarter against UNC was an ACC record for points in a single frame.
- By beating NC State this year, Maryland ensured that it is the only Atlantic Coast Conference school that Philip Rivers never beat in his prolific career.

- Prior to this season, the Terrapins had only hit 40 points in a half once since 1980 (42 vs. Duke in 2001). This year's team did it twice (44 vs. The Citadel and 45 vs. North Carolina).
- Maryland's home attendance average this season was 51,236. Though the Terps' attendance this season ranks just 40th nationally in terms of raw numbers, but as a percentage of capacity, Byrd Stadium has been the third-best in the nation as it has exceeded its seating capacity (106.6 percent filled this year).

These Are The Days

- With its win over Wake Forest, Maryland has 30 victories over its last three seasons. That three-year win total is the best in school history.
- Maryland's previous best was when it won 28 games in a three year span, which occurred on three occasions: 1974-76 when it went 28-7-1; 1975-77 when it also went 28-7-1 and 1976-78 when it posted a 28-8 mark.
- Maryland has secured its 12th nine-win season in school history, dating to 1892. The nine or more wins in three consecutive seasons is a first in school history.
- Maryland equaled a school record set in 1976 with 11 wins last season. With a win in the Toyota Gator Bowl, it will join the teams of 1951, 53, 55 and Friedgen's first year in 2001 as squads to win 10 games.
- With a win in the Toyota Gator Bowl, Maryland would have its seventh double-digit season win total in program history.

Terps Among Nation's Elite

- Over the course of the past three years, the Maryland football program has been among the best in the nation. The Terrapins are 30-8 in that span with a 18-1 record at home.
- Maryland is one of just five Division I-A programs to win – or have a shot at winning – at least 10 games in the last three years. The four others are Miami (Fla.), Oklahoma, Texas and Washington State (which also needs to win its bowl game this season to reach the 10-win plateau).
- The Terrapins are one of six teams from BCS conferences to have won 30 games in the last three years. The others are Oklahoma (35-4), Texas (32-6), Miami (34-3) and Georgia (31-7). Non-BCS schools include Marshall (30-8) and Boise State (31-6) while three other schools (Washington State, Tennessee and LSU) can join the 30-win club with a postseason victory.

Just Like A Tortoise

- Starting 1-2 is never ideal, especially for a team whose expectations were as high as Maryland's coming into 2003. But after winning nine of its last 10 games coupled with the team's run at the end of last season, maybe it isn't such a bad way to start a campaign.
- Last year, the Terps opened 1-2 and then went on to win 10 of their last 11 games, running off eight in a row at one point before dominating Tennessee, 30-3, in the Chick-fil-A Peach Bowl.
- After a 1-2 start this season, Maryland is now 9-3 and headed to a third bowl game in as many years. Though interesting, it may not be irony that the team has again come back from the depths of a slow start.
- Since 1980, Maryland has started a season 1-2 (or worse) 10 times. **Ralph Friedgen** has been a coach on four of



those 10 teams (1982 & '84; 2002-03). The four teams Friedgen has been involved with have a composite record of 37-13 (.740) while the other six are a combined 17-47-1 (.269).

Idle Chatter

- Maryland's second and final bye week of the '03 season came three weeks ago. Seeing an open week, however, is something the Terps have been accustomed to seeing this season – on their opponent's schedule.
- For the season, five of Maryland's 12 opponents get or have gotten their bye weeks right before taking on the Terps.

End of the Line

- A total of 21 seniors are playing their final game as Terrapins in this year's bowl game. The class has been one of the most successful in Maryland history, heading into the game with a 35-14 record in the last three-plus years. The following is a list of those players:


Name	Letters	Hometown
Tosin Abari, DT	*	Mt. Rainier, Md.
Leroy Ambush, LB	***	Frederick, Md.
Lamar Bryant	***	Clinton, Md.
Jamal Chance, CB	*	Ephrata, Pa.
Curome Cox, CB	***	Arlington, Va.
Jeff Dugan, TE	***	Allison Park, Pa.
Eric Dumas, OT	***	Atlanta, Ga.
Orlando Evans, QB		Stockton, Calif.
C.J. Feldheim	***	Hereford, Md.
Bernie Fiddler, FB	**	Swedesboro, N.J.
Latrez Harrison, WR	***	Atlanta, Ga.
Andrew Henley, LB	**	Riverdale, Md.
Leon Joe, LB	***	Clinton, Md.
Scott McBrien, QB	*	Rockville, Md.
Bruce Perry, TB	***	Philadelphia, Pa.
Andrew Smith Jr., S	**	Fort Meade, Md.
Scott Smith, DE	***	Philadelphia, Pa.
Ed Tyler	*	Franklinville, N.J.
Jafar Williams, WR	***	Philadelphia, Pa.
Madieu Williams, FS	*	Lanham, Md.
Dennard Wilson, SS	***	Upper Marlboro, Md.

Running On Empty

- It seems like the Maryland corps of running backs has had a different injury to contend with all year, from **Bruce Perry's** ankle at the start of the season to **Sammy Maldonado's** knee to **Josh Allen's** ankle sprain prior to the season finale. The one thing that the adversity hasn't affected, however, is the one thing that it would be expected to – the team's production running with the football.
- In the last four games, the Terrapins have run the ball more effectively than at any point in the last three years. In that span, the average rush output per game has been a stout 264.8 yards per game.
- In each of the last three games, the Terps have had a 100-yard performance and twice the team has had a back go over 200 yards.
- Allen's 257-yard day against Virginia was the top rushing performance in the ACC this year, the seventh-best in the NCAA and the third-best in Maryland history.
- Perry's 237-yard effort against Wake Forest was his second career 200-yard game, with both coming at Wake Forest (he posted a career-high 276 in 2001, the second-best rushing day in school history).

McNificent


- Quarterback **Scott McBrien** has been, at worst, a consistent force for the Terps this year, but since Maryland's win over UNC, the senior has been nothing short of outstanding in leading the Maryland offense.
- For the season, McBrien has a 137.1 efficiency rating, throwing for 2,291 yards on 152-of-281 passing while tossing 16 TDs to go along with six interceptions, few-est by a starter in the ACC.
- Ironically, it seems that a concussion – that had him sit out the second half of the Georgia Tech game – was the turning point for McBrien. In the four games that followed, his play took a dramatic turn.
- In the four games following the setback at Tech (all wins) he was 58-of-105 (55%) for 981 yards, 10 touchdowns, one interception and 118 yards rushing with three TDs. During that span, his QB rating was 163.2.
- McBrien enters his last game as a Terp 20-6 as a starter (not including starts at WVU).



- In just two seasons of work at Maryland, McBrien will leave the school with the third-most touchdown passes in school history. With his TD passes against NC State, McBrien took sole possession of third, surpassing Neil O'Donnell (1987-89) with 28. He now has 31 for his career.
- This year's UNC game was the finest of McBrien's career as he completed 15-of-25 passes for a career-high 349 yards, four touchdowns (also a career high) and no interceptions. He also rushed for a pair of touchdowns, tying his career best. Impressively, the huge numbers came in just three quarters of work.
- For the second-straight season, McBrien threw for three touchdowns against Clemson. It was the first time he had done so in 2003 but he went on to throw for three or more two other times in the season (vs. UNC and Wake Forest).
- Against Eastern Michigan, McBrien threw for 252 yards and a TD on 14-of-19 passing while completing 8-of-9 passes in the second half to rally the Terps.

Mr. Versatility

- After making his mark by tying the NCAA record for punt returns for a touchdown in a season last year and setting the career record for punt return yardage this year, some pundits view junior **Steve Suter** primarily as a returns specialist. As time has gone on, however, Suter's touches have come in returns, receiving and rushing, giving the Terps a breakaway threat from all angles.
- Now in his second year as a regular at wide receiver and on special teams, Suter has brought an explosiveness unparalleled at Maryland the last few years. In that time, he has averaged 15.2 yards per touch whether it



2003 ACC Standings

Teams	Overall		ACC		Streak
	W	L	W	L	
Florida State	10	2	7	1	W2
Maryland	9	3	6	2	W4
Clemson	9	4	5	3	W3
NC State	7	5	4	4	L2
Virginia	7	5	4	4	W1
Georgia Tech	6	6	4	4	L1
Wake Forest	5	7	3	5	L3
Duke	4	8	2	6	W1
North Carolina	2	10	1	7	L2

Terps' In The Polls

Week	AP	ESPN/USA Today	BCS
Preseason	#15	#13	N/A
1 (8/26-9/1)	#15	#14	N/A
2 (9/2-9/8)	RV	RV	N/A
3 (9/9-9/15)	NR	NR	N/A
4 (9/16-9/22)	RV	NR	N/A
5 (9/23-9/29)	RV	RV	N/A
6 (9/30-10/6)	RV	RV	N/A
7 (10/7-10/13)	RV	RV	N/A
8 (10/14-10/20)	RV	RV	N/A
9 (10/21-10/27)	RV	RV	NR
10 (10/28-11/3)	NR	RV	NR
11 (11/4-11/10)	NR	RV	NR
12 (11/11-11/17)	NR	RV	NR
13 (11/18-11/24)	RV	RV	NR
14 (11/25-12/1)	RV	RV	NR
15 (12/2-12/6)	#24	#25	#24
16 Final Reg. Sea.	#24	#24	#23

key: NR = not ranked; RV = received votes, but not ranked.

Terps' Coaching Staff

Ralph Friedgen (f)	Head Coach
Gary Blackney (f)	Defensive Coordinator
James Franklin (f)	Wide Receivers/Recruiting Coord.
Ray Rychleski (f)	Special Teams Coord./Tight Ends
Dave Sollazzo (f)	Defensive Line
Tom Deahn (f)	Director of Football Operations
Charlie Taaffe (b)	Offensive Coordinator
Tom Brattan (b)	Offensive Line
Bill O'Brien (b)	Running Backs
Al Seamonson (b)	Outside Linebackers
Tim Banks (b)	Inside Linebackers
John Donovan (b)	Assistant Recruiting Coordinator
Brian Hickson (b)	Grad. Assistant – Offense
Greg Sesny (b)	Grad Assistant – Defense
Dwight Galt	Strength and Conditioning
Sandy Worth	Head Trainer
Mitch Wilkens	Video Coordinator
Ron Ohringer	Equipment Manager

Key: (b) = in coaching booth during game; (f) = on field during game



Where The Terps Rank

2003 NCAA RANKINGS

Team

Rushing Offense	24th	195.5 ypg
Passing Offense	61st	217.8 ypg
Total Offense	34th	413.3 ypg
Scoring Offense	36th	30.4 ppg
Rushing Defense	29th	127.3 ypg
Pass Defense	17th	186.8 ypg
Pass Efficiency Defense	19th	106.42 eff. rtg.
Scoring Defense	12th	16.6 ppg
Total Defense	16th	314.0 ypg
Net Punting	23rd	38.3 net avg.

Individual

Punting	30th	Adam Podlesh, 42.6 avg.
Pass Efficiency	33rd	Scott McBrien, 137.10 rtg.
Kickoff Returns	46th	Steve Suter, 23.6 ypr
Field Goals	6th	Nick Novak, 1.8 fgpg
Scoring	25th	Nick Novak, 8.7 ppg

2003 ACC RANKINGS

Team

Rushing Offense	2nd	195.5 ypg
Passing Offense	6th	217.8 ypg
Total Offense	4th	413.3 ypg
Scoring Offense	3rd	30.4 ppg
Rushing Defense	3rd	127.3 ypg
Pass Defense	1st	186.8 ypg
Pass Efficiency Defense	1st	106.42 eff. rtg.
Scoring Defense	1st	16.6 ppg
Total Defense	1st	314.0 ypg
Net Punting	3rd	38.3 net avg.
Sacks By	2nd	33

Individual

Punting	2nd	Adam Podlesh, 42.6 avg.
Pass Efficiency	5th	Scott McBrien, 137.10 rtg.
Field Goals	1st	Nick Novak, 1.8 fgpg
Scoring	2nd	Nick Novak, 8.7 ppg
Sacks	2nd	Shawne Merriman, 8.0
	3rd	Randy Starks, 7.5
	8th	Kevin Eli, 6.0
Tackles for Loss	6th	Randy Starks, 15.5
Tackles	7th	D'Owell Jackson, 10.6 avg.
Passes Defensed	4th	Curome Cox, 12

be rushing, receiving or in the returns game.

- Despite playing nearly the entire season on an injured knee (probable meniscus tear in his left knee), Suter still managed to become one of four Terrapins to earn first team All-ACC recognition.

- A year after tying the NCAA record for punt returns for a touchdown in a season (4), Suter notched his first of 2003 by breaking tackles and then bursting free for a 75-yard jaunt against The Citadel.

- Suter also owns the Maryland career record for punt returns for a touchdown with five.

- Against UNC, Suter tied for the team lead with a career-high tying four receptions for 72 yards (he had a diving grab called back that would have put him over the century mark) and nearly had his first kick return for a TD this year with a 67-yarder. He also made a diving catch to give the Terps a two-point conversion that tied the game at 14 early in the second quarter.

- At Eastern Michigan, he posted a game-high four receptions for 84 yards, including a 45-yarder before halftime that set up a Nick Novak field goal.

- With 42 punt return yards against West Virginia, Suter became Maryland's all-time leader in punt return yardage with 922. He enters postseason play with 1,014 and stands just 178 yards from the all-time ACC mark (Ledel George, NCSU, 1,191).

Action Jackson

- In his first season as a starter at middle linebacker, sophomore **D'Owell Jackson** looks more like his predecessor E.J. Henderson than a first-time starter.



- Jackson currently leads the team and is seventh in the Atlantic Coast Conference with an average of 10.6 tackles per outing (124 total).

- In addition to his tackle totals, Jackson has posted 7.5 TFLs, 2.5 sacks, two interceptions (one returned for a touchdown), two pass breakups, 10 QB hurries, one forced fumble and one blocked kick.

- Jackson has led the Terrapins in tackles in seven of 12 games this year. He has also had eight games with double-digit tackles (nine career).

- Jackson needs 14 tackles in the Gator Bowl to break the record for tackles by a sophomore at Maryland. The current record holder is Ratcliff Thomas who notched 137 in 1994.

- In his first return to his home state as a collegian, Jackson was easily the Terps' player of the game against Florida State. He finished with 11 tackles (five solo) and a forced fumble, but big plays were what helped him make his mark.

On FSU's first offensive play, he stepped in front of Chris Rix's intended receiver, came up with the interception and rumbled 58 yards – running through Rix along the way – for what would be Maryland's only touchdown of the game. Later in the quarter, he broke through the line on special teams and blocked a Xavier Beitia field goal attempt to momentarily help the Terps maintain a 10-7 lead.

- In his debut as Maryland's starter against Northern Illinois, Jackson led the team with 15 tackles (eight unassisted), a TFL and three QB hurries.

Depth And Experience

- This year's Maryland squad is easily the deepest and most experienced of any during **Ralph Friedgen's** two-plus year tenure in College Park. It is one thing that could be cited for the team's ability to regroup in its final two games – both on the road – and overcome double-digit deficits.

- The 2003 edition of the Terrapins features 21 seniors, a stark contrast to the '02 Terps, a team with just 10 seniors. Of the 10 seniors on last year's roster, just six were starters at season's end.

- A look at the most recent offensive and defensive depth charts shows that 12 seniors are listed atop the chart at their respective positions.

Terps 12th In Scoring Defense

- After an uncharacteristically slow start in its first two games, the Terrapin defense has spent the rest of the season looking like the same group that has been one of the top units in the country over the last three years.

- The Terp defense finished the regular season ranked 12th in the nation in scoring defense (16.6 ppg) and 16th in the NCAA in total defense (314.0 ypg). The team ranks first in the ACC in both categories.

- Since 2001, only one school – Georgia – has ranked higher nationally each season in scoring defense than Maryland.

- Only four opponents this season have scored more than 20 points against the Terps.

- Ranked in the nation's top 20 in scoring defense each of the three years since **Gary Blackney** took the reins of the defense, Maryland has yet to see a year under his watch where opponents average more than 20 points per game.

- The Terps held opponents scoreless in 30 quarters in '02, second-most of any team in Division I-A football (Kansas State led the nation with 34). In 12 games this year, the Terps held their opposition scoreless in 23 quarters.

- Maryland held Virginia, one of the conference's premier offenses, to just 186 passing yards, 108 rushing yards and 17 points. Matt Schaub completed 50 percent of his passes, more than 20 percent below his average coming into the game.

- The Terrapins held Clemson to 10 yards rushing and seven points while intercepting Charlie Whitehurst twice (Whitehurst came into the game with just three interceptions for the season).

- Against West Virginia, the Terps held an offense that entered averaging 366 yards a game (and now averages almost 380) to just 156.

Nowhere To Run

- Last season, all but two Maryland opponents were held at or below their rushing average heading into play against the Terps and on average, Maryland held its foes to more



than 57 yards below their season averages. The trend continued in nearly all of 2004.

- Maryland has held its opponents below 100 yards in four games this season (and seven below 120).
- Eight of 12 opponents have been held below their respective averages coming into the game.
- Heading into the Wake game, Maryland's opponents were going for an average of 48.3 yards below their rushing average coming into their games with the Terps in 2003. A ground war with the Deacons on a cold night dropped that number to 13 yards.
- The Terrapins held Northern Illinois to 59 yards rushing, 141 yards below their average of the season before. In addition, the defense held Michael Turner – the nation's leading returning ball carrier – 69 yards below his average and held him to 51 yards and a 2.1 average in the game's first three quarters.
- Since 2001, Maryland has held its opposition below 100 yards rushing eight times.

The Four Corners

Once a liability at Maryland, the defensive backfield has been a strength for the Terrapins since 2001. Heading into the Gator Bowl, the Terps are ranked 17th nationally and first in the ACC in pass defense, giving up an average of just 186.8 yards through the air per game.

Described by **Ralph Friedgen** as four players with "great character," corners **Curome Cox**, **Domonique Foxworth** along with safeties **Dennard Wilson** and **Madieu Williams** also bring extraordinary skill to the table. All four players started a year ago and all four have spent at least some portion of their collegiate career at cornerback, giving the team one of the most versatile secondaries in the country.

Maryland was the only school in the ACC to put all four of its defensive backs on the list of all-conference performers this year as Williams and Foxworth were named to the league's second team while Cox and Wilson were honorable mention selections. No other school had more than two defensive backs on the list.

Cox is currently fourth in the ACC in passes defended with 12 and moved into a tie for seventh on the Maryland all-time interceptions list with his interception in the end zone against NC State, the 10th of his career.


Between them, Maryland's starting defensive backs bring 129 career starts, 27 interceptions and 98 pass breakups.



Curome Cox



Domonique Foxworth



Madieu Williams



Dennard Wilson

The Terrapins were the only school this year to hold the ACC's top passer, Philip Rivers, without a touchdown pass. They also held Rivers to season lows in completions (16) and completion percentage (.533).

Maryland has held three opponents this season below 100 yards passing.

Size-Wise

- One matchup that has benefited the Terps at times this year has been that of the team's wide receivers against the opposition's defensive backs, as Maryland possesses the best size in years at wide receiver.
- Of the 10 wide receivers on the Maryland roster most likely to see significant playing time, seven are 6-2 or taller. Three are 6-4 only the team's slot receivers are under 6-0 tall.
- The Terps' next opponent, West Virginia, has starting cornerbacks averaging just over 5-11 and 187 pounds.

A Stark Talent

Now in his third year and second as a starter, junior **Randy Starks** has become a player to watch on the Terrapin defense. The object of nearly constant double teams, Starks has become the focus of opponent's blocking schemes but remains one of the Terps' top producers on defense.

In just his second year as a starter, Starks has become a force in the middle along with senior **C.J. Feldheim**. A first team All-ACC pick this year, Starks caught the eye of many college football pundits heading into this season. Most notably, *ESPN.com* picked him as its pre-season ACC Defensive Player of the Year.

The Waldorf, Md., native came up with a sack against Wake Forest, giving him 17.5 for his career. He now stands ninth on the Maryland career list and can move as high as a tie for second before season's end (three are tied for second with 19).

Starks is currently fourth on the team with 72 total tackles. He leads the team with 14.5 TFLs, is second with 7.5 sacks, has three PBUs and 13 QB hurries.

Starks recorded eight tackles (four solo) on a team-high 63 plays with a sack, a quarterback hurry and one fumble recovery in the Terrapins' 26-24 win over NC State. Four of his eight tackles were stops on third down, forcing NC State to punt or attempt a field goal.

The junior provided nearly all of the Terps' big plays on defense in this year's win over Virginia. He finished with eight tackles (five solo), all three of the team's TFLs and its only sack while batting down a pass at the line.

Against Duke, Starks finished with a season-high nine tackles, 1.5 sacks, three TFLs, one forced fumble and three QB hurries while batting down a pass at the line of scrimmage.



Records Watch

ACC RECORDS

SCORING

Career Points

1. Scott Bentley (FSU), 1993-96	326
2. Sebastian Janikowski (FSU), 1997-99	324
3. Luke Manget (GT), 1999-02	322
4. Nick Novak, 2001-present	313

PUNT RETURNS

Career Punt Return Yards

1. Ledel George (NCSU), 1990-93	1,191
2. Kelley Rhino (GT), 1999-02	1,135
3. Troy Slade (DU), 1973-75	1,021
4. Steve Suter, 2001-present	1,014

MARYLAND RECORDS

RUSHING

Career Yards

1. LaMont Jordan, 1997-2000	4,147
2. Charlie Wysocki, 1978-81	3,317
3. Steve Atkins, 1975-78	2,971
4. Bruce Perry, 1999-present	2,424
5. Rick Badanjek, 1982-85	2,417
6. Louis Carter, 1972-74	2,266

Career Touchdowns

1. Rick Badanjek, 1982-85	44
2. LaMont Jordan, 1997-2000	36
3. Steve Atkins, 1975-78	31
4. Charlie Wysocki, 1978-81	26
5. Louis Carter, 1972-74	25
6. Ed Modzelewski, 1949-51	21
7. Buddy Rodgers, 1994-97	19
8. [Three-way tie]	18
11. Bruce Perry, 1999-present	17

PASSING

Career Passing TDs

1. Scott Milanovich, 1992-95	49
2. Boomer Esiason, 1981-83	42
3. Scott McBrien, 2002-03	31
4. Neil O'Donnell, 1987-89	26

SCORING

Career Points Scored

1. Nick Novak, 2001-present	313
------------------------------------	------------

PUNT RETURNS

Career Punt Return Yards

1. Steve Suter, 2001-present	1,015
-------------------------------------	--------------

note: Suter also is at the top of the Maryland charts for single-season yards and TDs

ALL-PURPOSE YARDS

Career All-Purpose Yards

1. LaMont Jordan, 1997-2000	4,960
2. Jermaine Lewis, 1992-95	3,950
7. Rick Badanjek, 1982-85	3,406
8. Alvin Blount, 1983-86	2,885
9. Mark Mason, 1990-93	2,738
10. Steve Suter, 2001-present	2,718
11. Willie Joyner, 1980-83	2,671

RECEIVING

Career Receptions

1. Jermaine Lewis, 1992-95	193
13. Bren Lowrey, 1986-89	89
14. Jafar Williams, 1999-present	86

Career Receiving Yards

1. Jermaine Lewis, 1992-95	2,932
9. James Milling, 1984-87	1,446
10. Russell Davis, 1981-83	1,408
11. Frank Russell, 1972-74	1,344
12. Vernon Joines, 1985-88	1,253
13. Mancel Johnson, 1993-96	1,240
14. Jafar Williams, 1999-present	1,236
15. Dean Richards, 1975-78	1,194



Terp History and Facts

TEAM HISTORY
Overall — 111th season (1892-94, 1896-present)
 564-492-43 (.532)
Byrd Stadium — 53rd season (1950-present)
 174-100-1 (.636)

NATIONAL CHAMPIONSHIPS
 1953

ACC CHAMPIONSHIPS
 1953, 1955, 1974, 1975, 1976, 1983, 1984, 1985, 2001

FINAL RANKINGS (AP; AP/Coaches)
 1949 (14), 1951 (3), 1952 (13), 1953 (1), 1954 (8), 1955 (3), 1973 (20), 1974 (13), 1975 (13), 1976 (8), 1978 (20), 1982 (20/18), 1983 (NR/24), 1984 (12/9), 1985 (18/17), 2001 (11/10), 2002 (13/13)

BOWL GAMES (7-10-2)
 1948 Gator Bowl, 1950 Gator Bowl, 1952 Sugar Bowl, 1954 Orange Bowl, 1956 Orange Bowl, 1973 Peach Bowl, 1974 Liberty Bowl, 1975 Gator Bowl, 1977 Cotton Bowl, 1977 Hall of Fame Bowl, 1978 Sun Bowl, 1980 Tangerine Bowl, 1982 Aloha Bowl, 1983 Citrus Bowl, 1984 Sun Bowl, 1985 Cherry Bowl, 1990 Independence Bowl, 2002 Orange Bowl, 2002 Peach Bowl, **2004 Gator Bowl**

Terps In The NFL (as of 12/4)

Brooks Barnard, P (NE)
 Eric Barton, LB (OAK)
 Cliff Crosby, CB (IND)
 Melvin Fowler, OL (CLE)
 E.J. Henderson, LB (MIN)
 Eric Hicks, DE (KC)
 Charles Hill, NT (HOU)
 Shaun Hill, QB (MIN)
 Kris Jenkins, DT (CAR)

LaMont Jordan, TB (NYJ)
 Jermaine Lewis, WR (JAX)
 Durrand Roundtree, DE (WAS)
 Lewis Sanders, DB (CLE)
 Chad Scott, CB (PIT)
 Al Wallace, DE (CAR)
 Todd Wike, OG (OAK)
 Frank Wycheck, TE (TEN)

Terrapin Council

Below are the 10 players who were chosen as members of the Terrapin Council for 2003, a group which serves as a collective voice for the players when communicating issues with the staff:

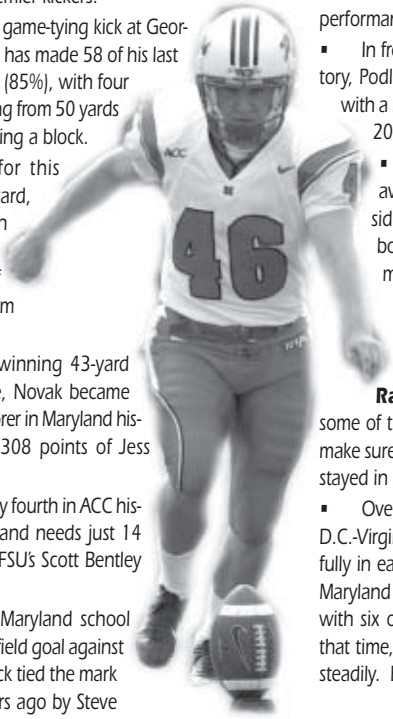
Curome Cox	Sr.	Cornerback
Jeff Dugan	Sr.	Tight End
Latrez Harrison	Sr.	Wide Receiver
Scott McBrien	Sr.	Quarterback
Madieu Williams	Sr.	Safety
C.J. Brooks	Jr.	Offensive Guard
Nick Novak	Jr.	Kicker
Steve Suter	Jr.	Wide Receiver
Domonique Foxworth	Jr.	Cornerback
Randy Starks	Jr.	Defensive Tackle
Josh Allen	So.	Tailback

Pronunciation Guide

97	Tosin Abari	TOE-un uh-BAR-ee
81	Paschal Abiamiri	PASS-kul Ah-BE-uh-meery
3	Rob Abiamiri	Ah-BE-uh-meery
30	Curome Cox	cuH-ROME
75	Eric Dumas	DOO-mas
4	Latrez Harrison	luh-TREZ
14	Sam Hollenbach	HALL-un-bock
52	D'Qwell Jackson	dee-KWELL
76	Eddie Matto	MAH-toe
7	Scott McBrien	mick-BRIAN
80	Onnie Onwuemene	on-WEM-uh-knee
36	Adam Podlesh	pod-lesh
16	Joel Statham	state-um
34	Steve Suter	rhymes with scooter
19	Jafar Williams	juh-FAR
10	Madieu Williams	muh-DEE-ooH
13	Dennard Wilson	duh-NARD

AutoMat-Nick

- Placekicker **Nick Novak** came on midway through the 2001 season and now, just a junior, is widely considered one of the nation's premier kickers.
- Starting with his game-tying kick at Georgia Tech in '01, Novak has made 58 of his last 68 field goal attempts (85%), with four of the 10 misses coming from 50 yards or further and one being a block.
- A semifinalist for this year's Lou Groza Award, Novak is 22-of-28 on field goal attempts this season. Just one of the six misses came from inside 40 yards.
- With his game-winning 43-yard field goal at NC State, Novak became the all-time leading scorer in Maryland history, surpassing the 308 points of Jess Atkinson (1981-84).
- Novak is currently fourth in ACC history with 313 points and needs just 14 to break the mark of FSU's Scott Bentley (326).
- Novak tied the Maryland school record with a 54-yard field goal against Duke this year. The kick tied the mark set more than 30 years ago by Steve Mike-Mayer (Sept. 29, 1973).
- A first team All-ACC in 2002 and 2003, Novak is currently sixth in the NCAA and first in the ACC with an average of 1.8 field goals per game.
- Novak has hit the only three game-winning attempts of career, beating Georgia Tech in 2001 and NC State in 2002 and '03.
- The Charlottesville, Va., native has made 64 percent (7-of-11) of his attempts for his career from 50 yards or further.



- Punting into the wind on five of seven attempts against Clemson, Podlesh averaged 41 yards per kick with three going out inside the 15 and one going out at the Tiger one-yard line. He earned ACC Specialist of the Week honors for his performance.
- In front of the fourth-largest crowd in Florida State history, Podlesh averaged 43.7 yards per punt on seven kicks with a long of 52 and three downed inside the Seminoles' 20-yard line.
- On eight punts against Northern Illinois, Podlesh averaged 45.4 yards per kick, leaving four punts inside the 20 and one inside the 10. He also had a booming 63-yard effort, the longest by a Terrapin in more than two years.

Homeboys

- In his first signing day with the Terps (2001), **Ralph Friedgen** said that in addition to landing some of the top recruits nationally, one of his goals was to make sure that all of the best players in the state of Maryland stayed in state and became Terps.
- Over the course of the past six years, the Maryland-D.C.-Virginia recruiting area has been tapped more successfully in each ensuing year. In 1997, just 23 players on the Maryland roster hailed from either Maryland, D.C. or Virginia, with six of those serving as opening-game starters. Since that time, however, numbers in both categories have risen steadily. Below is a look at the trend:

Md./D.C./Va.	'97	'98	'99	'00	'01	'02	'03
Players on Roster	23	34	39	46	49	54	56
Starters*	6	5	7	12	10	14	10

**reflects number of starters in the season opener.*

Off On The Right Foot

- Attempting to fill the shoes of your school's all-time leading punter is a daunting task. With his first regular season as Maryland's starting punter behind him, however, redshirt freshman **Adam Podlesh** is unphased.
- Podlesh is averaging 42.6 yards per punt, 30th-best in the NCAA and second-best in the ACC. He has also helped the Terps to the 23rd-best net average in the nation at 38.3 yards per punt.
- On 51 punts this year, Podlesh has dropped 43 percent (21) inside the opponents' 20-yard line.
- Should he maintain his current average, Podlesh will post the fifth-best average in school history and best by a freshman.
- In being named a second team All-ACC selection at punter, Podlesh became the first freshman in school history to be recognized by the league.
- Podlesh was a big part of the Terps' win at NC State, averaging 46.0 yards on five kicks with a long of 57 and two being placed inside the opponents' 20-yard line.



Adam Podlesh

Iron Terps

- For the third-straight season, Maryland boasted record strength numbers and again posted its highest number of student-athletes earning "Iron Terp" status. In preseason strength and conditioning testing this year, the Terrapins again set four team strength records.
- This year's Terps set team records for strength index, power clean, squat and vertical jump, improving on the previous all-time team highs that had been established since such records have been kept (started in 1983).
- Not only were new records set, but the team as a whole improved dramatically, as 84 percent of the players on this year's team elevated their personal bests in strength index – which encompasses all of the tests into one number – from the year previous.
- The player who set the most records at his position this year was the versatile **Steve Suter**. The standout wide receiver and return man posted records for strength index (768), squat (580 pounds), power clean (352 pounds) and vertical jump (42 inches).

Local Ties

- No Terrapin players call the state of West Virginia home, but starting QB **Scott McBrien** transferred from WVU prior to the 2001 season.
- West Virginia has 10 players who call the state of Maryland home: WR Milo Austin (Bowie), OT Chris Bassler (New Windsor), LB Mo Howard (Baltimore), DB Brian King (Damascus), LB Drew King (Damascus), QB Antonio Lewis (Waldorf), DL Chris Malamet (Frederick), DE Brad Palmer (Oak



land), DB Jerry White (Rockville) and FB Moe Fofana (Silver Spring). In addition, LBs Leonard Merriman (Archbishop Carroll) and Eric Ruth (Dunbar) are from Washington, D.C.

- WVU quarterbacks and special teams coach Bill Stewart was an assistant at Navy in 1984.

Scouting The Mountaineers

It has been a tale of two seasons for West Virginia this year – how it played before taking on Maryland and how it played after. In any event, the Mountaineers enter this year's Gator Bowl with an 8-4 overall record (6-1 Big East) and a co-Big East championship under their belts.



The Mountaineers lost three of their first four games, including the 34-7 defeat at College Park, but things turned soon thereafter. The team took a lead late into its game with Miami, an eventual 22-20 loss, and then went on to win the rest of its games (seven straight) and pull off the Big East championship, its second since 1993.

Offensively, the rushing attack is the name of the game for WVU. The team ranks 14th in the NCAA, averaging 217.3 yards per game. The passing game picked up in the second half of the season, keying off of the strong run game, and ended up averaging 162.3 per game.

One of eight semifinalists for this year's Doak Walker Award, Quincy Wilson is the Mountaineers' offensive star. He averages 121 yards per game – 11th-best in the NCAA – and became the third-fastest Mountaineer to 1,000 yards (he currently has 1,331).

Similar to its offensive counterparts, West Virginia's defense is much better in the run department than it is against the pass. The team is 34th nationally in run defense, allowing 130.7 yards per game, but is 93rd in the NCAA in pass defense, allowing an average of 249.8 yards per game.

West Virginia has four players with 100 tackles or more with senior Grant Wiley leading the way with 158 (94 solo). Safety Brian King has also had an outstanding year, coming up with 108 tackles, six interceptions and 21 passes defended.

WVU Bowl Notes

- West Virginia is 0-3 in three trips to the Gator Bowl and 9-13 all-time in bowl games.
- The Mountaineers last played in the Gator Bowl in 1997, a 20-13 loss to North Carolina.
- In eight meetings all-time against the ACC in bowl games, WVU is 1-7.
- West Virginia's meeting with Clemson in 1989 set the Gator Bowl and Alltel Stadium attendance record as 81,911 saw the Tigers defeat the Mountaineers.

WVU's Rich Rodriguez

Rich Rodriguez is in his third year as the head coach at West Virginia. He owns a 20-16 record in his first stint as a head coach and has had two straight strong seasons in Morgantown. In 2002, the Mountaineers finished 9-4, earning a bid in the Continental Tire Bowl and the team is 8-4 this year and Big East co-champs.

Rodriguez is WVU's 31st head coach after coming to Morgantown following two successful two-year stints serving under Tommy Bowden. The first was as offensive coordinator and quarterbacks coach at Tulane in 1997 and '98. In 1999 and 2000, he served under Bowden as offensive coordinator and associate head coach at Clemson.



Rich Rodriguez

In their years together, Rodriguez and Bowden took little time to turn things around at Tulane and Clemson. At both schools, teams struggled somewhat in year one (a combined 13-10 record) only to have strong second years (21-3).

The best year Rodriguez had as an assistant was at Tulane in 1998 when the Green Wave rode the strong play of quarterback Shaun King to a perfect 12-0 record and a berth in the Liberty Bowl.

A native of Grant Town, W. Va., Rodriguez was a three-time letterwinner at defensive back for WVU from '82-84.

Byrd-fection

With Maryland's win over Virginia on Nov. 13, the Terps finished the 2003 season with a perfect 6-0 record at home, marking the second time in **Ralph Friedgen's** three-year tenure that the team has finished its home slate unblemished.

In 111 seasons of football, Maryland has finished undefeated at home 19 times. Just seven of those occasions, however, have come since 1950 (when Byrd Stadium opened) and just three times has it happened since 1975 (1976, 2001 and 2003).

The Terrapins' 6-0 mark is a tie for the second-best record at home in school history. The 1976 team was also 6-0, only to be trumped by the 2001 team which won all of its games on a seven-game home slate.

A Class Act

The success of the Maryland football team has not stopped on the playing field in recent years, as the team has improved its academic standing under **Ralph Friedgen's** watch.

A total of 23 of Maryland's 24 players who count as part of this year's senior class are on schedule to earn their degrees on time.

Five players on this year's team – OG **Ed Tyler**, OG **Lamar Bryant**, CB **Curome Cox**, TE **Jeff Dugan** and DT **Tosin Abari** – have already earned their degrees.

Tyler earned his degree in economics prior to last season, finishing his course work in just three years. He is currently pursuing a second degree (history).

From the membership has its benefits file: Friedgen lets players line up to eat by grade point average. The Terps must be hungry – 24 players earned a 3.5 grade point average or better in the spring of 2003.

Building For The Future

When the Terrapins took the field at Byrd Stadium this year, changes were still taking place at the site that has been home to the Terps since 1950. Some will be apparent as soon as one sets foot in the stadium and others would only be noticeable to the men who wear the Maryland colors on game day.

After getting a state-of-the-art scoreboard and a new academics unit a year ago, the renovation has now moved on to improving other areas. Included in the changes are a remodeled weight room and a dining hall, a hall of fame area and a team meeting auditorium.

In addition to the bright visible new video board, it may go overlooked by some that expansion has already taken place on the building below it, the Gossett Football Team House. Thus far, the coaches' offices have been refurbished as have meeting rooms and the equipment room.

One other change noticeable at the start of fall camp and appreciated by players and coaches alike was the Terps' new practice facility, which features two state-of-the-art grass fields and a field turf, perfect for weeks when Maryland plays on an artificial surface.

A 25-Year Holiday

"Voice of the Terps" **Johnny Holliday** is celebrating his silver anniversary with Maryland this year, as the broadcaster is in his 25th season as the key cog in the Terp broadcast team.



Johnny Holliday

With a long list of credentials that includes covering numerous summer and winter Olympics and the Masters, the Terps' director of broadcasting may be best known to some fans from his days as a disc jockey in Cleveland, work which ultimately landed him in that town's Rock & Roll Hall of Fame and most recently (Oct. 5) in the Radio & Television Broadcasters' Hall of Fame.

Season Ticket Sales Climbing

In the last two years, season ticket sales for Terp football games have moved dramatically higher.

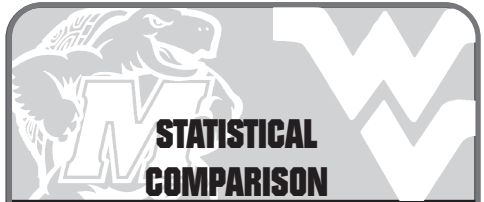
Prior to the start of the season, the total sold was 28,350, an improvement of almost 10,000 tickets from Ralph Friedgen's first season in College Park and more than 12,000 more sold than in 1999.

Maryland had six home games this year with attendance going over the 50,000 mark in each of the six games. It is the first time in school history that has happened in any one season.





MARYLAND-WEST VIRGINIA SERIES



STATISTICAL COMPARISON

Terps vs. Mountaineers

TEAM COMPARISONS

Maryland	Category	West Virginia
195.5	Rushing Offense	217.2
217.8	Passing Offense	162.3
413.3	Total Offense	379.6
30.4	Scoring Offense	30.8
127.2	Rushing Defense	130.7
186.8	Passing Defense	249.8
314.0	Total Defense	380.4
16.6	Scoring Defense	21.3
71-164 (43%)	Third Down Conv.	57-170 (34%)
6-8 (75%)	Fourth Down Conv.	6-15 (40%)
33-257	Sacks By-Yards	16-97
19-118	Sacks Allowed	12-76
76-652	Penalties-Yards	98-884
25-11	Fumbles-Lost	25-10
30:24	Avg. Time of Poss.	31:10

WEST VIRGINIA STATISTICAL LEADERS

Rushing	G	Att.	Net	Avg.	TD	YPG
Quincy Wilson	11	270	1,331	4.9	12	121.0
Kay-Jay Harris	11	85	468	5.5	4	42.5
Rasheed Marshall	11	93	268	2.9	3	24.4

Passing	G	A-C-I	Pct.	Yds.	TD	YPG
Rasheed Marshall	11	199-99-8	.497	1,642	15	149.3
Charles Hales	5	33-19-0	.576	306	4	61.2

Receiving	G	Rec.	Yds.	Avg.	TD	YPG
Chris Henry	11	38	960	25.3	10	87.3
Miquelle Henderson	8	17	204	12.0	2	25.5
Travis Garvin	10	16	307	19.2	2	30.7
Quincy Wilson	11	13	100	7.7	1	9.1
Aaron Neal	3	7	76	10.9	1	25.3

In The Trenches

Below is a comparison – based on the average size of each team's starters – of Maryland and West Virginia's offensive and defensive lines:

6-5, 305 lbs.

Terp O-Line
vs.
WVU D-Line

6-3, 273 lbs.

6-4, 283 lbs.

Terp D-Line
vs.
WVU O-Line

6-4, 292 lbs.

LAST MEETING

Sept. 20, 2003

Maryland 34, West Virginia 7

COLLEGE PARK, Md. — Maryland dominated the first three quarters offensively and defensively, scoring 34 straight points before allowing a late West Virginia touchdown, in beating the Mountaineers before a sellout crowd at Byrd Stadium.

The Terrapins outgained the Mountaineers, 498-156, and held a 28-11 edge in first downs in controlling both sides of the ball. Maryland had 260 yards on the ground, getting a balanced rushing attack with four different ballcarriers gaining at least 47 yards.

Sammy Maldonado finished with 88 yards, Bruce Perry gained 79 yards and scored a pair of touchdowns, Josh Allen had 54 yards and a score, while quarterback Scott McBrien finished with 47 yards rushing. McBrien also had 220 yards through the air, including his first touchdown pass of the season with a 25-yard strike to Latrez Harrison early in the fourth quarter.

Maryland took the opening kickoff and went 14 plays before a drive stalled. Nick Novak missed a 52-yard field goal attempt, his first missed kick of the season.

The Terps held West Virginia to a three-and-out to set up a 52-yard, five-play scoring drive that ended with a 4-yard TD run by Perry. WVU picked up one first down on its next possession, but was forced to punt. Maryland then made it 10-0 on a 41-yard field goal by Novak. The Terps' next two possessions ended in a 2-yard scoring run by Allen and a 32-yard field goal by Novak with six seconds left in the first half.

By halftime, Maryland held a 279-58 edge in total offense, and held the ball for 19:46 over the first two quarters.

Maryland scored on its second series of the third quarter, as Perry went in from 12 yards out to make it 27-0. Just 1:15 into the final quarter, the score improved to 34-0 on McBrien's pass to Harrison.

West Virginia, which got 71 yards rushing and 13 yards receiving from Quincy Wilson, averted the shutout when Kay-Jay Harrison scored on a 13-yard run with 4:02 left in the game. The score capped a six-play, 50-yard drive. The Mountaineers had 78 of their 156 yards of total offense in the fourth quarter.

Sophomore middle linebacker D'Qwell Jackson led a strong defensive effort with 10 tackles, including a sack. Kevin Eli, making his first career start at defensive end, finished the game with a pair of sacks.

Box Score

	1st	2nd	3rd	4th	Final
West Virginia (1-3)	0	0	0	7	7
MARYLAND (2-2)	7	13	7	7	34

First Quarter
MD - Bruce Perry 4 run (Nick Novak kick), 4:38

Second Quarter
MD - FG Nick Novak 41, 10:29
MD - Josh Allen 2 run (Novak kick), 2:23
MD - FG Nick Novak 32, 0:06

Third Quarter
MD - Bruce Perry 12 run (Novak kick), 3:40

Fourth Quarter
MD - Latrez Harrison 25 pass fr Scott McBrien (Novak kick), 13:45
WV - Kay-Jay Harris 13 run (Brad Cooper kick), 4:02

	WV	MD
First Downs	11	28
Rushes-Yards	39-120	49-260
Comp-Att-Int	3-12-0	15-26-1
Passing Yards	36	238
Return Yards	147	67
Punts	9-41.0	1-58.0
Fumbles-Lost	0-0	2-1
Penalties-Yards	9-80	10-80
Sacks By-Yards Lost	2-17	4-24
Time of Possession	26:04	33:56

INDIVIDUAL STATISTICS

RUSHING - West Virginia: Quincy Wilson 20-71, Kay-Jay Harris 4-34, Charles Hales 4-16, Erick Phillips 3-10, Rasheed Marshall 8-minus 11; Maryland: Sammy Maldonado 13-88, Bruce Perry 14-79, Josh Allen 16-54, Scott McBrien 4-47, Steve Suter 1-1, Orlando Evans 1-minus 9.

PASSING - West Virginia: Rasheed Marshall 2-7-0-25, Charles Hales 1-5-0-11; Maryland: Scott McBrien 14-25-1-220, Orlando Evans 1-1-0-18.

RECEIVING - West Virginia: Quincy Wilson 2-13, Miquelle Henderson 1-23; Maryland: Latrez Harrison 4-88, Jeff Dugan 3-50, Jo Jo Walker 2-33, Josh Allen 1-19, Maurice Smith 1-18, Derrick Fenner 1-15, Rich Parson 1-12, Rob Abiamiri 1-8, Bruce Perry 1-minus 5.

TACKLES - West Virginia: Leandre Washington 7-4-11, Grant Wiley 6-3-9, Anthony Mims 7-0-7, Adam Jones 5-2-7, Fred Blueford 2-4-6, Maryland: D. Jackson 10-2-12, M. Williams 5-3-8, Joe 2-5-7, Starks 2-4-6, Merriman 4-1-5, Eli 3-2-5, Ambush 3-1-4, Feldheim 3-1-4.

ATT - 51,973. WEATHER - 81 degrees, high clouds.

SERIES HISTORY vs. West Virginia

Series Record:

Maryland leads, 20-19-2

Series at Maryland:

Maryland leads, 11-9-1

Series at West Virginia:

West Virginia leads 10-9-1

Neutral:

Gator Bowl will be first meeting

First Meeting:

1919, West Virginia, 27-0

Last Terrapin Win at Maryland:

2003 (34-7)

Last Terrapin Win at West Virginia:

2002 (48-17)

Last Mountaineer Win at Maryland:

1997 (31-14)

Last Mountaineer Win at West Virginia:

2000 (30-17)

Current Series Streak:

Maryland has won three

Maryland's Largest Victory Margin:

47 (54-7, 1951)

West Virginia's Largest Victory Margin:

31 (55-24, 1988)

HOW THEY FARED AND WHO'S NEXT

MARYLAND (9-3, 6-2 ACC)

Last Week: beat Wake Forest, 41-28

Next Game: vs. West Virginia (Gator Bowl)

Aug. 28 at Northern Illinois (10-2, 6-2 MAC)

Last Game: beat Eastern Michigan, 38-24

Next Game: regular season concluded

Sept. 6 at Florida State (10-2, 7-1 ACC)

Last Game: beat Florida, 38-34

Next Game: TBA, regular season concluded

Sept. 13 The Citadel (6-6, 5-4 Southern)

Last Game: lost to ETSU, 16-13

Next Game: season concluded

Sept. 20 West Virginia (8-4, 6-1 Big East)

Last Game: beat Temple, 45-28

Next Game: vs. Maryland, Gator Bowl

Sept. 27 at Eastern Michigan (3-8, 2-5 MAC)

Last Game: lost to Northern Illinois, 16-13

Next Game: regular season concluded

Oct. 4 Clemson (8-4, 6-3 ACC)

Last Game: beat South Carolina, 63-17

Next Game: vs. TBA, Peach Bowl

Oct. 11 Duke (4-8, 2-6 ACC)

Last Game: beat North Carolina, 30-22

Next Game: season concluded

Oct. 25 at Georgia Tech (6-6, 4-4 ACC)

Last Game: lost to Georgia, 34-17

Next Game: vs. Tulsa, Humanitarian Bowl

Nov. 1 North Carolina (2-10, 1-7 ACC)

Last Game: lost to Duke, 30-22

Next Game: season concluded

Nov. 13 Virginia (7-5, 5-4 ACC)

Last Game: beat Virginia Tech, 35-21

Next Game: vs. Pitt, Continental Tire Bowl

Nov. 22 at NC State (7-5, 4-4 ACC)

Last Game: lost to Maryland, 26-24

Next Game: vs. Kansas, Tangerine Bowl

Nov. 29 at Wake Forest (5-7, 3-5 ACC)

Last Game: lost to Maryland, 45-28

Next Game: season concluded

Jan. 1 West Virginia (8-4, 6-1 Big East)

Last Game: beat Temple, 45-28

Next Game: vs. Maryland, Gator Bowl



FLASHBACK TO 1975

The Last Time The Terps Played In The Gator Bowl

Notable Dates

- Jan. 1 – Nixon henchmen H.R. Haldeman, John Erlichman, John Mitchell and Robert Maridian are convicted in the Watergate conspiracy.
- Feb. 11 – Margaret Thatcher becomes the first woman to lead a British political party by being elected leader of the Conservative party.
- April 23 – President Gerald Ford announced the end of U.S. involvement in the Vietnam War.
- June 24 – Eastern Airlines Flight 727 crashes while landing at New York's JFK Airport, killing 113 passengers and crew members.
- July 31 – Jimmy Hoffa, former president of the Teamsters Union, is reported missing in Detroit.
- Sept. 18 – Patty Hearst is arrested by the FBI, ending a 19-month search.
- Nov. 3 – In a reorganization of his cabinet, President Ford announces that George Bush will succeed William Colby as CIA director.



Jimmy Hoffa




Other Notable Events

- Computerized checkouts begin to appear in supermarkets.
- Disposable razors are introduced.
- Catalytic converters are introduced in cars.
- Lyme disease discovered.

Sports

- The Pittsburgh Steelers defeat the Minnesota Vikings, 16-6, to win their first ever Super Bowl.
- The Cincinnati Reds defeat the Boston Red Sox in game seven to win the World Series.
- Archie Griffin of Ohio State wins the Heisman Trophy.




Terry Bradshaw led the Steelers to the Super Bowl.

Top Movies

- Jaws (\$107.2 million)
- The Towering Inferno (\$55 million)
- Benji (\$30.8 million)
- Young Frankenstein (\$30 million)
- The Godfather, Part II (\$28.9 million)

Academy Award Winner, Best Picture:
One Flew Over The Cuckoo's Nest



Troops on their way home from the Vietnam War in 1975.

Other Notable Movies in '75:

- Dog Day Afternoon
- Monty Python & the Holy Grail
- The Rocky Horror Picture Show
- Shampoo
- Tommy
- Young Frankenstein.



THE ROCKY HORROR PICTURE SHOW

Grammy Award Winners

- Album of the Year:** "Still Crazy After All These Years." Paul Simon
- Record of the Year:** "Love Will Keep Us Together," Captain & Tennille
- Song of the Year:** "Send in the Clowns," Stephen Sondheim (songwriter)
- Best Song by an R&B Group:** "Shining Star," Earth, Wind & Fire

Top TV Shows

- All In The Family
- Rich Man, Poor Man
- Laverne & Shirley
- Maude
- The Bionic Woman



Captain & Tennille had the Record of the Year.



MARYLAND'S 2003 HONOR ROLL



Josh Allen



C.J. Brooks



Curome Cox



Domonique Foxworth

ACC Predictions

ACC Media	3rd
Athlon	3rd
Lindy's	1st
Street & Smith's	1st
The Sporting News	3rd

Preseason Rankings

Associated Press	15th
Athlon	17th
ESPN/USA Today	13th
Collegefootballnews.com	14th
Lindy's	10th
Sportsline.com	12th
Street & Smith's	11th
The Sporting News	17th

Individual Honors

Ralph Friedgen, Head Coach

No. 1 "Offen. Genius" in Nation	Kirk Herbstreit, ESPN
3rd among nation's top coaches	Collegefootballnews.com
ACC's Best Strategist	Street & Smith's
Top Xs & O's Coach	Sports Illustrated

Gary Blackney, Defensive Coordinator

No. 2 "Def. Wizard" in Nation	Kirk Herbstreit, ESPN
-------------------------------	-----------------------

Josh Allen, TB

ACC Co-Off. Back of the Week	Nov. 17 (vs. Virginia)
------------------------------	------------------------

C.J. Brooks, G

ACC	All-ACC First Team
No. 16-rated G in Nation	The Sporting News
Hon. Mention Preseason All-American	Street & Smith's

Lamar Bryant, G

No. 8-rated G in Nation	Lindy's
No. 7 OL "Rising Star"	Collegefootballnews.com
Hon. Mention Preseason All-American	Street & Smith's

Curome Cox, CB

ACC	All-ACC Honorable Mention
Hon. Mention Preseason All-American	Street & Smith's

Jeff Dugan, TE

ACC	All-ACC Second Team
No. 16-rated TE in Nation	The Sporting News

Kevin Eli, DE

ACC	All-ACC Second Team
-----	---------------------

Domonique Foxworth, CB

ACC	All-ACC Second Team
No. 8-rated CB in Nation	The Sporting News
No. 13-rated CB in Nation	Lindy's
Hon. Mention Preseason All-American	Street & Smith's
"Watch List"	Jim Thorpe Award



Scott McBrien



Nick Novak



Bruce Perry



Randy Starks

D'Qwell Jackson, LB

ACC All-ACC Second Team

Wesley Jefferson, LB

No. 3-rated Freshman LB in Nation Street & Smith's
 No. 7 Impact Freshman in Nation Kirk Herbstreit, ESPN

Leon Joe, LB

No. 10-rated ILB in Nation Lindy's
 Hon. Mention Preseason All-American Street & Smith's

Scott McBrien, QB

No. 24-rated QB in Nation Lindy's
 Hon. Mention Preseason All-American Street & Smith's
 "Watch List" Davey O'Brien Award

Shawne Merriman, LEO

ACC Def. Lineman of the Week Oct. 6 (vs. Clemson)

Nick Novak, PK

ACC All-ACC First Team
 2003 Semifinalist Lou Groza Award
 No. 5-rated PK in Nation Lindy's
 No. 6-rated PK in Nation The Sporting News
 Hon. Mention Preseason All-American Street & Smith's
 Hon. Men. Preseason All-Amer. Collegefootballnews.com
 ACC Specialist of the Week Sept. 15 (vs. Citadel)
 ACC Specialist of the Week Oct. 13 (vs. Duke)
 ACC Specialist of the Week Nov. 3 (vs. UNC)

Bruce Perry, TB

No. 7-rated RB in Nation Lindy's
 No. 12-rated RB in Nation The Sporting News
 No. 7 Heisman "On the Radar" List The Sporting News
 Hon. Mention Preseason All-American Street & Smith's
 ACC Co-Offensive Back of the Week Dec. 1 (vs. Wake)

Adam Podlesh, P

ACC All-ACC Second Team
 2003 Semifinalist Ray Guy Award
 ACC Specialist of the Week Oct. 6 (vs. Clemson)

Kyle Schmitt, C


ACC All-ACC Honorable Mention
 "Watch List" Rimington Award

Randy Starks, DT

Rivals.com Honorable Mention All-American
 ACC All-ACC First Team
 Preseason ACC Defensive Player of Year ESPN.com
 No. 5 "Enforcer" (DT) in Nation Kirk Herbstreit, ESPN
 No. 5-rated DT in Nation The Sporting News
 No. 7-rated DT in Nation Lindy's
 No. 61 on preseason Top 100 ESPN the Magazine
 Hon. Mention Preseason All-American Street & Smith's
 ACC Def. Lineman of the Week Nov. 17 (vs. Virginia)
 ACC Def. Lineman of the Week Nov. 24 (vs. NC State)



Steve Suter



Madieu Williams

Steve Suter, WR/KR

ACC	All-ACC First Team
2nd team Preseason All-Amer. KR	The Sporting News
3rd team Preseason All-Amer. KR	Street & Smith's
3rd team Pre. All-Amer. KR	Collegefootballnews.com
3rd team Pre. All-Amer. PR	Collegefootballnews.com
No. 2-rated KR in Nation	The Sporting News
No. 10-rated All-Purpose in Nation	Lindy's

Madieu Williams, FS

ACC	All-ACC Second Team
No. 2 "Center Fielder" in Nation	Kirk Herbstreit, ESPN
No. 11 on preseason Top 100	ESPN the Magazine
No. 3-rated FS in Nation	The Sporting News
No. 3-rated "Rising Star" DB	Collegefootballnews.com
No. 8-rated Safety in Nation	Lindy's
Hon. Men. Preseason All-Amer.	Collegefootballnews.com
"Watch List"	Bronko Nagurski Award
"Watch List"	Jim Thorpe Award
ACC Defensive Back of the Week	Dec. 1 [vs. Wake]

Dennard Wilson, SS

ACC	All-ACC Honorable Mention
-----	---------------------------

TEAM HONORS

Defensive Backs

3rd-rated Unit in Nation	Athlon
8th-rated Unit in Nation	Lindy's
10th-rated Unit in Nation	The Sporting News
Defensive Line	
10th-rated Unit in Nation	The Sporting News
Running Backs	
21st-rated Unit in Nation	Collegefootballnews.com
Overall Defense	
11th-rated Unit in Nation	Collegefootballnews.com
Overall Offense	
20th-rated Unit in Nation	Collegefootballnews.com
Special Teams	
6th-rated Unit in Nation	The Sporting News
12th-rated Unit in Nation	Collegefootballnews.com





TERRAPIN DEPTH CHART


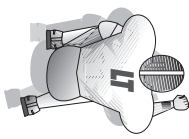
Offense

34 Steve Suter 5-10 192 Jr.-1V
 85 Dan Melendez 6-2 176 So.-1V

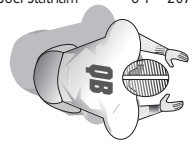
44 Bernie Fiddler 6-1 244 Sr.-2V
 40 Maurice Smith 5-11 229 Jr.-2V
 5 Ricardo Dickerson 6-3 238 So.-1V



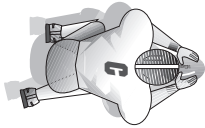
74 C.J. Brooks 6-6 318 Jr.-2V
 77 Russell Bonham 6-4 295 So.-1V



7 Scott McBrien 6-0 182 Sr.-1V
 16 Joel Statham 6-1 207 Fr.-RS



72 Kyle Schmitt 6-5 297 Jr.-2V
 68 Ryan McDonald 6-2 282 So.-Sq.



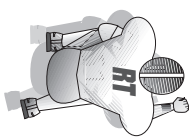
73 Lamar Bryant 6-3 313 Sr.-3V
 61 Ed Tyler 6-3 293 Sr.-1V




33 Josh Allen 5-11 207 So.-1V
 or 1 Bruce Perry 5-10 205 Sr.-3V



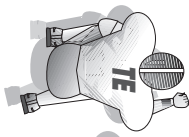
75 Eric Dumas 6-6 301 Sr.-1V
 79 Lou Lombardo 6-6 287 Jr.-2V




9 Jo Jo Walker 5-9 165 So.-1V
 22 Rich Parson 5-10 187 Jr.-2V
 34 Steve Suter 5-10 192 Jr.-1V



82 Jeff Dugan 6-5 258 Sr.-3V
 84 Derek Miller 6-8 258 So.-1V
 3 Rob Abiamiri 6-2 241 Jr.-Sq.



4 Latrez Harrison 6-2 223 Sr.-3V
 19 Jafar Williams 6-2 210 Sr.-3V
 89 Drew Weatherly 6-4 200 Fr.-HS

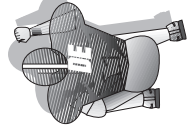


Defense

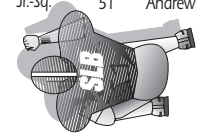
6 Dom. Foxworth 5-11 177 Jr.-2V
 25 Josh Wilson 5-9 176 Fr.-HS



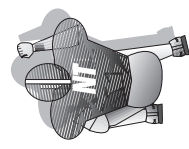
41 Kevin Eli 6-4 268 Jr.-1V
 76 Henry Scott 6-1 280 Jr.-Sq.



24 Leroy Ambush 6-1 225 Sr.-3V
 51 Andrew Henley 6-0 240 Sr.-2V



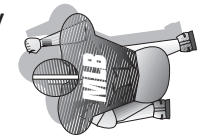
96 C.J. Feldheim 6-3 287 Sr.-3V
 91 Rob Armstrong 6-3 303 Fr.-HS
 or 97 Tosin Abari 5-10 274 Sr.-1V



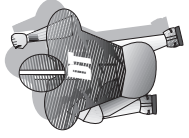
13 Dennard Wilson 5-10 189 Sr.-3V
 23 Andrew Smith 5-11 207 Sr.-2V
 or 2 Chris Kelley 6-2 210 Jr.-1V



52 D'Owell Jackson 6-1 224 So.-1V
 27 Tim Cesa 6-0 240 Fr.-HS
 or 53 Reggie Holmes 6-2 240 Fr.-RS



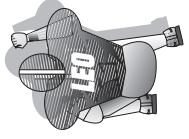
57 Randy Starks 6-4 305 Jr.-2V
 95 Conrad Bolston 6-4 267 Fr.-HS




10 Madieu Williams 6-1 188 Sr.-1V
 26 Raymond Custis 5-9 194 Jr.-2V



49 Jamahl Cochran 6-0 254 Jr.-2V
 45 Shawne Merriman 6-4 253 So.-1V



32 Leon Joe 6-1 232 Sr.-3V
 48 William Kershaw 6-3 233 So.-1V



30 Curome Cox 6-0 197 Sr.-3V
 37 Jamal Chance 6-0 200 Sr.-1V



Specialists

PK
46 Nick Novak 6-0 183 Jr.-2V
 11 Dan Ennis 6-0 149 Fr.-RS

P
36 Adam Podlesh 5-11 209 Fr.-RS
 16 Joel Statham 6-1 207 Fr.-RS

LS
47 Jon Condo 6-3 241 Jr.-2V
 55 B. McDermond 6-1 245 Fr.-HS

H
36 Adam Podlesh 5-11 209 Fr.-RS
 85 Dan Melendez 6-2 175 So.-1V
 or 2 Chris Kelley 6-2 210 Jr.-1V

KR/PR
34 Steve Suter 5-10 192 Jr.-1V
 9 Jo Jo Walker 5-9 165 So.-1V
 22 Rich Parson 5-10 187 Jr.-2V