



2022-23 WOMEN'S BASKETBALL HISTORY & RECORDS BOOK



Table of Contents

| | |
|---------------------------------------|-------|
| Year-by-Year Records | 2 |
| Single Game Records | 3 |
| Individual Game Records | 3 |
| Team Game Records..... | 3 |
| Team Single Season Records | 4 |
| Individual Single Season Records..... | 5 |
| Individual Career Leaders | 6 |
| Individual Season Leaders by Class .. | 7 |
| 1,000-Point Club..... | 8-9 |
| All-Americans | 9 |
| All-Conference Honorees | 10 |
| UMSL Sports WBB Hall of Famers... | 11 |
| All-Time Roster..... | 12 |
| Year-by-Year Results..... | 13-18 |
| Series Records vs. Opponents..... | 19 |

YEAR-BY-YEAR RECORDS

| YEAR | WIN | LOSSES | PCT. | CONF. WINS* | CONF. LOSSES* | PCT. | HEAD COACH |
|-----------|-----|--------|------|-------------|---------------|------|---------------------|
| 1974-75 | 15 | 1 | .938 | - | - | - | Rita Hoff |
| 1975-76 | 10 | 4 | .714 | - | - | - | Carol Migneron |
| 1976-77 | 10 | 10 | .500 | - | - | - | Carol Migneron |
| 1977-78 | 1 | 23 | .042 | - | - | - | Carol Gomes |
| 1978-79 | 5 | 19 | .208 | - | - | - | Carol Gomes |
| 1979-80 | 13 | 18 | .419 | - | - | - | Joe Sanchez |
| 1980-81 | 22 | 13 | .629 | - | - | - | Joe Sanchez |
| 1981-82 | 14 | 19 | .424 | - | - | - | Mike Larson |
| 1982-83 | 10 | 15 | .400 | - | - | - | Mike Larson |
| 1983-84 | 10 | 17 | .370 | - | - | - | Mike Larson |
| 1984-85 | 8 | 19 | .296 | - | - | - | Mike Larson |
| 1985-86 | 15 | 13 | .535 | - | - | - | Mike Larson |
| 1986-87 | 12 | 16 | .429 | - | - | - | Mike Larson |
| 1987-88 | 12 | 15 | .429 | - | - | - | Mike Larson |
| 1988-89 | 16 | 11 | .592 | - | - | - | Mike Larson |
| 1989-90 | 9 | 18 | .333 | - | - | - | Bobbi Morse |
| 1990-91 | 13 | 14 | .481 | - | - | - | Bobbi Morse |
| 1991-92 | 10 | 18 | .357 | - | - | - | Bobbi Morse |
| 1992-93 | 9 | 17 | .346 | - | - | - | Bobbi Morse |
| 1993-94 | 16 | 14 | .533 | - | - | - | Jim Coen |
| 1994-95 | 7 | 19 | .269 | - | - | - | Jim Coen |
| 1995-96 | 4 | 22 | .153 | - | - | - | Jim Coen |
| 1996-97 | 5 | 22 | .185 | 2 | 18 | .100 | Jim Coen |
| 1997-98 | 14 | 12 | .538 | 7 | 11 | .389 | Shelly Ethridge |
| 1998-99 | 15 | 13 | .535 | 13 | 9 | .591 | Shelly Ethridge |
| 1999-2000 | 19 | 11 | .633 | 14 | 6 | .700 | Shelly Ethridge |
| 2000-01 | 14 | 13 | .519 | 10 | 10 | .500 | Shelly Ethridge |
| 2001-02 | 9 | 17 | .346 | 6 | 14 | .300 | Shelly Ethridge |
| 2002-03 | 13 | 14 | .481 | 7 | 13 | .350 | Shelly Ethridge |
| 2003-04 | 7 | 20 | .259 | 4 | 16 | .200 | Lee Buchanan |
| 2004-05 | 6 | 21 | .222 | 2 | 18 | .100 | Lee Buchanan |
| 2005-06 | 16 | 12 | .571 | 9 | 10 | .474 | Lee Buchanan |
| 2006-07 | 6 | 20 | .230 | 2 | 17 | .105 | Lee Buchanan |
| 2007-08 | 7 | 20 | .259 | 4 | 15 | .211 | Lisa Curliss-Taylor |
| 2008-09 | 7 | 21 | .250 | 3 | 14 | .176 | Lisa Curliss-Taylor |
| 2009-10 | 12 | 17 | .414 | 7 | 11 | .389 | Lisa Curliss-Taylor |
| 2010-11 | 10 | 17 | .370 | 5 | 13 | .288 | Lisa Curliss-Taylor |
| 2011-12 | 10 | 17 | .370 | 5 | 13 | .288 | Lisa Curliss-Taylor |
| 2012-13 | 15 | 12 | .555 | 10 | 8 | .555 | Katie Vaughn |
| 2013-14 | 21 | 8 | .724 | 13 | 5 | .722 | Katie Vaughn |
| 2014-15 | 14 | 14 | .500 | 9 | 9 | .500 | Katie Vaughn |
| 2015-16 | 11 | 16 | .407 | 6 | 12 | .333 | Katie Vaughn |
| 2016-17 | 16 | 12 | .571 | 10 | 8 | .556 | Katie Vaughn |
| 2017-18 | 21 | 6 | .778 | 14 | 4 | .778 | Katie Vaughn |
| 2018-19 | 12 | 15 | .444 | 6 | 12 | .333 | Katie Vaughn |
| 2019-20 | 16 | 13 | .552 | 11 | 9 | .550 | Katie Vaughn |
| 2020-21# | 12 | 8 | .600 | 11 | 7 | .611 | Katie Vaughn |
| 2021-22 | 23 | 6 | .793 | 17 | 3 | .850 | Katie Vaughn |

* GLVC - 1996-present
 # season shortened due to COVID-19

| COACHING RECORDS | | | | |
|--------------------------|-----|-----|-----|------|
| Coach | Yrs | W | L | Pct. |
| Katie Vaughn..... | 10 | 161 | 110 | .594 |
| Mike Larson..... | 8 | 97 | 125 | .437 |
| Shelly Ethridge..... | 6 | 84 | 80 | .512 |
| Lisa Curliss-Taylor..... | 5 | 61 | 92 | .333 |
| Bobbi Morse..... | 4 | 41 | 67 | .379 |
| Joe Sanchez..... | 2 | 35 | 31 | .530 |
| Lee Buchanan..... | 4 | 35 | 73 | .324 |
| Jim Coen..... | 4 | 32 | 77 | .294 |
| Carol Migneron..... | 2 | 20 | 14 | .588 |
| Rita Hoff..... | 1 | 15 | 1 | .938 |
| Carol Gomes..... | 2 | 6 | 42 | .125 |

SINGLE GAME, INDIVIDUAL AND TEAM RECORDS

SINGLE GAME RECORDS

Most Points

1. Monica Steinhoff 44
vs. *Lincoln* Jan. 29, 1992
2. Monica Steinhoff 41
vs. *McKendree* Nov. 21, 1989
3. Monica Steinhoff 40
vs. *McKendree* Dec. 9, 1989
4. Laura Satterfield 39
vs. *Tampa* Nov. 26, 1994
5. Monica Steinhoff 38
vs. *SE Missouri* Jan. 31, 1990

Most Rebounds

1. Carmen Forest 27
vs. *Principia* Feb. 17, 1977
2. Tammy Putnam 22
vs. *Quincy* Jan. 27, 1992
3. Jordan Fletcher 20
vs. *Truman State* Jan. 21, 2017
- Kali Birkey 20
vs. *Kentucky Wesleyan* Dec. 20, 2004
- Devonna Smith 20
at *Indianapolis* Jan. 14, 2012
5. Tammy Putnam 19
vs. *Ferris State* Dec. 2, 1990
- Pat Conley 19
vs. *Southeast Missouri* 1987

Assists

1. Lisa Houska 15
vs. *Truman State* Jan. 13, 1989
2. Nicole Christ 14
vs. *Southwest Baptist* Feb. 15, 1995
- Lisa Houska 14
vs. *Southern Indiana* Dec. 1, 1988
3. Lisa Houska 13
vs. *Pittsburg State* Feb. 2, 1991
4. Shawnta Johnson 12
vs. *Missouri S&T* Feb. 10, 2018
- Lisa Houska 12
vs. *Quincy* Feb. 8, 1988
5. Lisa Houska 11
vs. *Quincy* Feb. 4, 1991
- Lisa Houska 11
vs. *McKendree* Jan. 14, 1991
- Lisa Houska 11
vs. *SW Baptist* Feb. 1, 1989
- Lisa Houska 11

INDIVIDUAL RECORDS

Points Scored

- Game:** 44, Monica Steinhoff
vs. *Lincoln* (1/29/92)
- Season:** 660, Monica Steinhoff (1989-90)
- Career:** 2,023, Monica Steinhoff (1988-92)

Field Goals Made

- Game:** 18, Kandy Cassady
vs. *Northwest Missouri* (2/18/84)
- Season:** 251, Lori Smith (1980-81)
- Career:** 740, Gina Gregory (1983-87)

Field Goals Attempted

- Game:** 33, Monica Steinhoff
vs. *Central Missouri* (2/26/91)
- Season:** 557, Lori Smith (1980-81)
- Career:** 1,720, Monica Steinhoff (1988-92)

Field Goal Percentage

- Game:** 1.000 (13-13), Sandy Moore
vs. *National College* (2/20/82)
- Season:**651, Sherry Cook (1978-97)
- Career:**572, Tierra Snow (2012-15)

3-Point Field Goals Made

- Game:** 11, Laura Satterfield
vs. *Principia* (2/17/07)
- Season:** 100, Laura Satterfield (1994-95)
- Career:** 247, Monica Steinhoff (1988-92)

3-Point Field Goals Attempted

- Game:** 25, Laura Satterfield
vs. *Lewis* (11/19/94)
- Season:** 322, Laura Satterfield (1994-95)
- Career:** 653, Monica Steinhoff (1988-92)

3-Point Field Goal Percentage

- Game:** 1.000 (6-6), Kelly Mitchell
vs. *Missouri Baptist* (11/15/08)
- 1.000 (6-6), Kristi White
vs. *Rockhurst* (2/14/09)
- Season:**513 (60-117), Monica Steinhoff (1988-89)
- Career:**378, Monica Steinhoff (1988-92)

Free Throws Made

- Game:** 16, Ebonie Halliburton
at *SIU Edwardsville* (1/2/03)
- Season:** 123, Jennifer Martin (2005-06)
- Career:** 327, Alex LaPorta (2017-22)

Free Throws Attempted

- Game:** 20, Ebonie Halliburton
at *SIU Edwardsville* (1/2/03)
- Season:** 181, Jennifer Martin (2005-06)
- Career:** 481, Alex LaPorta (2017-22)

Free Throw Percentage

- Game:** 1.000 (15-15), Jennifer Martin
vs. *Bellarmino* (1/14/06)
- Season:**893, Kaye Klotzer (1986-87)
- Career:**880, Kaye Klotzer, 1985-87

Rebounds

- Game:** 27, Carmen Forest
vs. *Principia* (2/17/77)
- Season:** 305, Tammy Putnam (1990-91)
- Career:** 1,139, Alex LaPorta (2017-22)

Assists

- Game:** 15, Lisa Houska
vs. *Truman State* (1/13/89)
- Season:** 184, Chris Meier (1980-81)
- Career:** 636, Lisa Houska (1987-91)

Steals

- Game:** 8, Kali Birkey
vs. *St. Joseph's* (2/28/04)
- 8, Jessica Woods
vs. *Ohio Dominican* (11/16/01)
- 8, Chris Hampton
vs. *Northwest Missouri* (2/23/94)
- Season:** 184, Chris Meier (1980-81)
- Career:** 636, Lisa Houska (1987-91)

Blocked Shots

- Game:** 8, Angie Stubblefield
vs. *Lewis* (11/19/94)
- Season:** 74, Jennifer Martin (2006-07)
- Career:** 133, Jennifer Martin (2005-07)

TEAM RECORDS

Points

- Game:** 120, vs. *Harris-Stowe* (12/30/81)
- Season:** 2,376, 1981-82

Rebounds

- Game:** 85 vs. *Harris-Stowe* (11/27/81)
- Season:** 1,459, 1981-82

Field Goals Made

- Game:** 58 vs. *Harris-Stowe* (12/30/81)
- Season:** 984, 1981-82

Field Goals Attempted

- Game:** 108 vs. *McKendree* (11/17/90)
- Season:** 2,281, 1981-82

Field Goal Percentage

- Game:**725 (25-53)
vs. *Southwest Baptist* (2/13/91)
- Season:**464, 1988-89

Free Throws Made

- Game:** 37 at *Oakland City* (12/6/05)
- Season:** 518, 2005-06

Free Throws Attempted

- Game:** 48 vs. *SIUE* (2/19/86)
- Season:** 716, 2005-06

Free Throw Percentage

- Game:**956 (22-23) vs. *St. Leo* (1/6/89)
- Season:**748, 2000-01

3-Point Field Goals Made

- Game:** 17 vs. *Oakland City* (2/5/08)
- Season:** 243, 1993-94

3-Point Field Goal Attempts

- Game:** 42 vs. *Harris-Stowe* (11/12/10)
- Season:** 829, 1993-94

3-Point Field Goal Percentage

- Game:** 1.000 (7-7) vs. *Quincy* (2/11/06)
- Season:**412 (107-260), 1988-89

Consecutive Wins

- 14.....2017-18, 1974-75

Consecutive Losses

- 22.....1977-78

TEAM SINGLE SEASON RECORDS

Points

| | |
|--------------|-------|
| 1. 1981-82 | 2,376 |
| 2. 1999-2000 | 2,335 |
| 3. 1990-91 | 2,266 |
| 4. 1993-94 | 2,212 |
| 5. 1991-92 | 2,177 |
| 6. 1989-90 | 2,166 |
| 7. 1998-99 | 2,144 |
| 8. 2013-14 | 2,096 |
| 9. 1985-86 | 2,083 |
| 10. 1988-89 | 2,041 |

3-Point FG Made

| | |
|--------------|-----|
| 1. 1993-94 | 243 |
| 2. 2007-08 | 202 |
| 3. 2009-10 | 195 |
| 4. 1994-95 | 191 |
| 5. 2010-11 | 187 |
| 6. 2008-09 | 179 |
| 7. 1999-2000 | 175 |
| 8. 2014-15 | 173 |
| 9. 2017-18 | 167 |
| 10. 1996-97 | 166 |

Free Throw Percentage

| | |
|------------|-----|
| 1. 2000-01 | 748 |
| 2. 1987-88 | 747 |
| 3. 2020-21 | 745 |
| 4. 2016-17 | 732 |
| 5. 2006-07 | 731 |
| 6. 2015-16 | 724 |
| 1989-90 | 724 |
| 1988-89 | 724 |
| 9. 2005-06 | 723 |
| 1990-91 | 723 |

Steals

| | |
|-------------|-----|
| 1. 1993-94 | 452 |
| 2. 1981-82 | 308 |
| 3. 2000-01 | 297 |
| 4. 1997-98 | 289 |
| 5. 1988-89 | 285 |
| 6. 2002-03 | 279 |
| 7. 2019-20 | 265 |
| 1992-93 | 265 |
| 9. 1998-99 | 260 |
| 10. 2010-11 | 259 |

Scoring Average

| | |
|--------------|------|
| 1. 1990-91 | 83.9 |
| 2. 1989-90 | 80.2 |
| 3. 1999-2000 | 77.8 |
| 1991-92 | 77.8 |
| 5. 1998-99 | 76.6 |
| 6. 1988-89 | 75.6 |
| 7. 1985-86 | 74.4 |
| 8. 1993-94 | 73.7 |
| 9. 1997-98 | 73.4 |
| 10. 2013-14 | 72.3 |

3-Point FG Attempts

| | |
|-------------|-----|
| 1. 1993-94 | 829 |
| 2. 1994-95 | 634 |
| 3. 2010-11 | 599 |
| 4. 1995-96 | 568 |
| 5. 2009-10 | 563 |
| 6. 2007-08 | 562 |
| 7. 1996-97 | 555 |
| 8. 2018-19 | 509 |
| 2008-09 | 509 |
| 10. 2014-15 | 493 |

Rebounds

| | |
|--------------|-------|
| 1. 1981-82 | 1,459 |
| 2. 1990-91 | 1,299 |
| 3. 1999-2000 | 1,245 |
| 4. 1998-99 | 1,207 |
| 5. 1991-92 | 1,184 |
| 6. 1989-90 | 1,161 |
| 7. 2013-14 | 1,156 |
| 8. 2019-20 | 1,134 |
| 9. 2005-06 | 1,088 |
| 10. 1985-86 | 1,083 |

Steals Average

| | |
|-------------|------|
| 1. 1993-94 | 15.1 |
| 2. 2000-01 | 11.0 |
| 3. 1997-98 | 10.7 |
| 4. 1988-89 | 10.6 |
| 5. 2002-03 | 10.3 |
| 6. 1992-93 | 10.2 |
| 7. 2010-11 | 9.6 |
| 8. 1998-99 | 9.3 |
| 1981-82 | 9.3 |
| 10. 2019-20 | 9.1 |
| 2012-13 | 9.1 |

Field Goals Made

| | |
|--------------|-----|
| 1. 1981-82 | 984 |
| 2. 1990-91 | 886 |
| 3. 1999-2000 | 851 |
| 4. 1985-86 | 848 |
| 5. 1989-90 | 825 |
| 6. 1986-87 | 823 |
| 7. 1991-92 | 798 |
| 8. 1998-99 | 793 |
| 9. 1993-94 | 791 |
| 10. 1988-89 | 766 |

3-Point FG Percentage

| | |
|--------------|-----|
| 1. 1988-89 | 412 |
| 2. 1999-2000 | 403 |
| 3. 1989-90 | 374 |
| 4. 1998-99 | 363 |
| 5. 2017-18 | 361 |
| 6. 2007-08 | 359 |
| 7. 2008-09 | 352 |
| 8. 2014-15 | 351 |
| 9. 2009-10 | 346 |
| 10. 2013-14 | 344 |

Rebound Average

| | |
|--------------|------|
| 1. 1990-91 | 48.1 |
| 2. 1981-82 | 44.2 |
| 3. 1998-99 | 43.1 |
| 4. 1989-90 | 43.0 |
| 5. 1991-92 | 42.3 |
| 6. 1999-2000 | 41.5 |
| 7. 1992-93 | 40.4 |
| 8. 1982-83 | 40.2 |
| 9. 2013-14 | 39.9 |
| 10. 2019-20 | 39.1 |

Blocked Shots

| | |
|------------|-----|
| 1. 2006-07 | 107 |
| 2. 1981-82 | 104 |
| 3. 2005-06 | 102 |
| 4. 1994-95 | 89 |
| 5. 1998-99 | 87 |
| 6. 2015-16 | 84 |
| 7. 2016-17 | 74 |
| 8. 2001-02 | 68 |
| 9. 2017-18 | 67 |
| 2010-11 | 67 |
| 1999-2000 | 67 |

Field Goal Attempts

| | |
|--------------|-------|
| 1. 1981-82 | 2,281 |
| 2. 1993-94 | 2,172 |
| 3. 1990-91 | 2,155 |
| 4. 1999-2000 | 1,956 |
| 5. 1991-92 | 1,952 |
| 6. 1998-99 | 1,891 |
| 7. 1985-86 | 1,880 |
| 8. 1989-90 | 1,879 |
| 9. 1986-87 | 1,796 |
| 10. 1997-98 | 1,756 |

Free Throws Made

| | |
|--------------|-----|
| 1. 2005-06 | 518 |
| 2. 2000-01 | 487 |
| 3. 1991-92 | 482 |
| 4. 1999-2000 | 458 |
| 5. 1989-90 | 439 |
| 6. 1998-99 | 422 |
| 7. 1990-91 | 422 |
| 8. 2016-17 | 416 |
| 9. 2013-14 | 413 |
| 10. 2009-10 | 410 |

Assists

| | |
|--------------|-----|
| 1. 1981-82 | 486 |
| 2. 1990-91 | 477 |
| 3. 1988-89 | 472 |
| 4. 1985-86 | 471 |
| 5. 1999-2000 | 454 |
| 6. 2013-14 | 449 |
| 1998-99 | 449 |
| 8. 1993-94 | 444 |
| 9. 1986-87 | 421 |
| 10. 2017-18 | 411 |

Blocked Shot Average

| | |
|------------|-----|
| 1. 2006-07 | 4.1 |
| 2. 2005-06 | 3.6 |
| 3. 1994-95 | 3.4 |
| 4. 1981-82 | 3.2 |
| 5. 2015-16 | 3.1 |
| 1998-99 | 3.1 |
| 7. 2016-17 | 2.6 |
| 2001-02 | 2.6 |
| 9. 2017-18 | 2.5 |
| 2010-11 | 2.5 |

FG Percentage

| | |
|------------|-----|
| 1. 1988-89 | 464 |
| 2. 1986-87 | 458 |
| 3. 1985-86 | 451 |
| 4. 1982-83 | 448 |
| 5. 2013-14 | 445 |
| 6. 2017-18 | 441 |
| 1983-84 | 441 |
| 7. 2020-21 | 439 |
| 1989-90 | 439 |
| 1987-88 | 439 |
| 2021-22 | 439 |

Free Throw Attempts

| | |
|--------------|-----|
| 1. 2005-06 | 716 |
| 2. 1991-92 | 715 |
| 3. 1999-2000 | 691 |
| 4. 1981-82 | 683 |
| 5. 2000-01 | 651 |
| 6. 1998-99 | 635 |
| 7. 1995-96 | 622 |
| 8. 1993-94 | 618 |
| 9. 1992-93 | 617 |
| 10. 1989-90 | 606 |

Assist Average

| | |
|--------------|------|
| 1. 1990-91 | 17.7 |
| 2. 1988-89 | 17.5 |
| 3. 1985-86 | 16.8 |
| 4. 1998-99 | 16.0 |
| 5. 2020-21 | 15.7 |
| 5. 2013-14 | 15.5 |
| 6. 2017-18 | 15.2 |
| 7. 1999-2000 | 15.1 |
| 1987-88 | 15.1 |
| 9. 1986-87 | 15.0 |

INDIVIDUAL SINGLE SEASON LEADERS

Points

1. Monica Steinhoff (89-90) ... 660
2. Lori Smith (80-81) 609
3. Sandy Moore (81-82) 544
4. Deena Applebury (96-97) .. 534
5. Twanda Daniel (99-00) 531
6. Monica Steinhoff (91-92) ... 507
7. Annette Brandy (98-99) 506
8. Kandy Cassady (83-84) 495
9. Kris Wilmesher (87-88) 486
10. Gina Gregory (85-86) 480

Scoring Average

1. Monica Steinhoff (89-90) .. 24.4
2. Terry Becker (75-76) 23.9
3. Terry Becker (76-77) 21.0
4. Carmen Forest (76-77) 20.6
5. Deena Applebury (96-97) . 19.8
6. Annette Brandy (97-98) 19.5
7. Kandy Cassady (83-84) 18.3
- Twanda Daniel (99-00) 18.3
9. Monica Steinhoff (91-92) .. 18.1
10. Kris Wilmesher (87-88) 18.0
- Monica Steinhoff (90-91) .. 18.0
- Laura Satterfield (94-95) ... 18.0

Field Goals Made

1. Monica Steinhoff (89-90) ... 244
2. Sandy Moore (81-82) 225
3. Twanda Daniel (99-00) 220
4. Kandy Cassady (83-84) 217
5. Gina Gregory (84-85) 206
6. Annette Brandy (97-98) 203
7. Gina Gregory (85-86) 200
8. Kris Wilmesher (87-88) 195
9. Gina Gregory (86-87) 179
10. Jordan Fletcher (17-18) 177
- Monica Steinhoff (90-91) ... 177

Field Goals Attempted

1. Monica Steinhoff (89-90) ... 557
2. Deena Applebury (96-97) .. 499
3. Twanda Daniel (99-00) 486
4. Kandy Cassady (83-84) ... 482
5. Laura Satterfield (94-95) ... 480
6. Kris Wilmesher (87-88) 467
7. Monica Steinhoff (90-91) ... 465
8. Sandy Moore (81-82) 454
9. Annette Brandy (97-98) 444
10. Monica Steinhoff (91-92) ... 423

Field Goal % (min.75 made)

1. Sherry Cook (78-79) 651
2. Tierra Snow (14-15) 623
3. Jordan Fletcher (17-18) 604
4. Jordan Fletcher (16-17) 593
5. Kaye Klotzer (86-87) 590
6. Jennifer Littleton (98-99) ... 586
7. Karen Lauth (82-83) 573
8. Jordan Fletcher (15-16) ... 566
- Tierra Snow (13-14) 566
- Lynette Wellen (00-01) 566

3-pt Field Goals Made

1. Laura Satterfield (94-95) ... 100
2. Alexis Lawrence (14-15) 94
3. Laura Satterfield (93-94) 78
4. Deena Applebury (96-97) 74
5. Monica Steinhoff (89-90) 73
6. Kelly Mitchell (10-11) 67
7. Monica Steinhoff (91-92) 65
- Amanda Wentzel (99-00) 65
9. Alexis Lawrence (13-14) 63
10. Arielle Jackson (17-18) 62
- Caitlyn Moody (10-11) 62
- Amanda Wentzel (98-99) 62

3-pt Field Goals Attempted

1. Laura Satterfield (94-95) ... 322
2. Alexis Lawrence (14-15) ... 247
3. Laura Satterfield (93-94) ... 241
4. Nancy Hesemann (93-94) . 213
5. Deena Applebury (96-97) . 211
6. Caitlyn Moody (10-11) 202
7. Kelly Mitchell (10-11) 188
8. Monica Steinhoff (91-92) ... 185
9. Monica Steinhoff (90-91) ... 177
10. Arielle Jackson (17-18) 174
- Monica Steinhoff (89-90) ... 174

3-pt Field Goal % (min. 50 made)

1. Monica Steinhoff (88-89) ... 513
2. Monica Steinhoff (89-90) .. 420
3. Amanda Wentzel (99-00) ... 409
4. Sammie Sproul (17-18) 391
5. Alexis Lawrence (13-14) ... 389
6. Alexis Lawrence (14-15) ... 381
- Kelly Carter (11-12) 381
8. Amanda Wentzel (98-99) .. 373
9. Christy Lane (02-03) 367
10. Lindsay Brefeld (97-98) ... 357

Free Throws Made

1. Jennifer Martin (05-06) 123
2. Deena Applebury (96-97) .. 114
3. Sara Mauck (99-00) 111
4. Lynette Wellen (00-01) 107
5. Hailee Deckard (09-10) 106
6. Laura Szorenyi (16-17) 100
- Jordan Fletcher (16-17) 100
- Courtney Watts (05-06) 100
9. Monica Steinhoff (89-90) ... 99
- Tammy Putnam (91-92) 99
- Nicole Christ (95-96) 99

Free Throws Attempted

1. Jennifer Martin (05-06) 181
2. Deena Applebury (96-97) .. 160
3. Hailee Deckard (09-10) 153
4. Jennifer Martin (06-07) 146
5. Nicole Christ (95-96) 145
6. Lynette Wellen (00-01) 144
7. Hazaria Washington (13-14) .. 143
8. Myra Bailey (78-79) 141
9. Sandy Moore (81-82) 140
10. Laura Szorenyi (16-17) 136
- Sara Muck (99-00) 136

Free Throw % (min. 75 made)

1. Kaye Klotzer (86-87) 893
2. Caitlyn Moody (11-12) 863
3. Christy Lane (01-02) 857
4. Courtney Watts (05-06) 826
5. Gina Gregory (85-86) 825
6. Laura Szorenyi (19-20) 824
7. Nancy Hopper (88-89) 816
- Sara Mauck (99-00) 816
9. Arielle Jackson (18-19) 813
10. Kim Cooper (89-90) 815

Rebounds

1. Tammy Putnam (90-91) 305
2. Tammy Putnam (91-92) 298
3. Lori Smith (80-81) 294
4. Alex LaPorta (19-20) 265
5. Alex LaPorta (18-19) 263
6. Myra Bailey (80-81) 257
7. Devonna Smith (12-13) 253
8. Devonna Smith (13-14) 247
9. Carmen Forest (76-77) 239
10. Alex LaPorta (17-18) 236

Rebounding Average

1. Carmen Forest (75-76) 12.3
2. Carmen Forest (76-77) 12.0
3. Tammy Putnam (90-91) 11.3
4. Carol Migneron (74-75) 11.2
5. Tammy Putnam (91-92) ... 10.6
6. Alex LaPorta (18-19) 10.1
7. Devonna Smith (12-13) 9.7
8. Kiara Stewart (20-21) 9.1
- Alex LaPorta (19-20) 9.1
10. Melanie Marcy (97-98) 8.9

Assists

1. Chris Meier (80-81) 184
2. Lisa Houska (90-91) 171
- Lisa Houska (88-89) 171
4. Lisa Houska (89-90) 160
5. Lisa Houska (87-88) 134
6. Nicole Christ (94-95) 133
7. Deb Moreno (85-86) 132
8. Sara Mauck (99-00) 130
9. Ebonie Halliburton (02-03) 128
10. Shawnta Johnson (17-18) .. 127

Assists Average

1. Lisa Houska (88-89) 6.3
- Lisa Houska (90-91) 6.3
3. Lisa Houska (89-90) 5.9
4. Lisa Houska (87-88) 5.2
5. Nicole Christ (94-95) 5.1
6. Shawnta Johnson (17-18) .. 4.9
7. Alex LaPorta (20-21) 4.8
8. Ebonie Halliburton (02-03) .. 4.7
9. Deb Moreno (85-86) 4.7
10. Monica Steinhoff (91-92) 4.4

Steals

1. Chris Hampton (93-94) 107
2. Regina Howard (93-94) 80
3. Danielle Berry (19-20) 71
- Lisa Houska (88-89) 71
5. Lisa Houska (90-91) 63
6. Deb Skerik (83-84) 60
7. Deena Applebury (96-97) 58
8. Alex LaPorta (18-19) 57
- Hazaria Washington (13-14) .. 57
- Kris Wilmesher (88-89) 57
- Arletha Lewis (93-94) 57
- Twanda Daniel (98-99) 57

Steals Average

1. Christine Hampton (93-94) . 3.7
2. Regina Howard (93-94) 2.7
3. Lisa Houska (88-89) 2.6
4. Danielle Berry (19-20) 2.4
5. Danielle Berry (20-21) 2.3
- Lisa Houska (90-91) 2.3
- Twanda Daniel (98-99) 2.3
8. Alex LaPorta (18-19) 2.2
- Kali Birkey (04-05) 2.2
- Deb Skerik (83-84) 2.2
- Beth Ragsdale (97-98) 2.2

Blocked Shots

1. Jennifer Martin (06-07) 74
2. Melanie Marcy (97-98) 65
3. Jennifer Martin (05-06) 59
4. Angie Stubblefield (94-95) ... 43
5. Jordan Fletcher (16-17) 38
6. Melanie Marcy (98-99) 36
7. Jordan Fletcher (17-18) 35
8. Jordan Fletcher (14-15) 32
9. Jordan Fletcher (15-16) 31
- Jade Turner (94-95) 31

Blocked Shots Average

1. Jennifer Martin (06-07) 2.8
2. Melanie Marcy (97-98) 2.5
3. Jennifer Martin (05-06) 2.1
4. Jade Turner (94-95) 1.7
- Angie Stubblefield (94-95) .. 1.7
6. Jordan Fletcher (16-17) 1.4
7. Jordan Fletcher (17-18) 1.3
- Melanie Marcy (98-99) 1.3
9. Kali Birkey (04-05) 1.2
10. Jordan Fletcher (15-16) 1.1
- Jordan Fletcher (14-15) 1.1

INDIVIDUAL CAREER LEADERS

Career Points

1. Monica Steinhoff (88-92)..... 2,019
2. Gina Gregory (83-87) 1,752
3. Alex LaPorta (17-22) 1,583
4. Kris Wilmesher (85-89) 1,497
5. Jordan Fletcher (14-18)..... 1,291
6. Kim Cooper (88-92)..... 1,270
7. Caitlyn Moody (08-12)..... 1,263
8. Tammy Putnam (88-92)..... 1,157
9. Myra Bailey (1978-80)..... 1,056
10. Lisa Houska (1987-91)..... 1,039

Scoring Average (min. 50 games)

1. Monica Steinhoff (88-92)..... 18.7
2. Deena Applebury (95-97) 16.5
3. Sandy Moore (81-83) 16.4
4. Gina Gregory (82-87) 15.6
5. Twanda Daniel (98-00)..... 15.5
6. Kris Wilmesher (85-89) 14.7
7. Arielle Jackson (17-19) 14.6
8. Laura Satterfield (93-95) 13.8
9. Melanie Marcy (97-99) 13.5
10. Christy Lane (00-03) 12.6

Field Goals Made

1. Gina Gregory (82-87) 750
2. Monica Steinhoff (88-92)..... 729
3. Kris Wilmesher (85-89) 608
4. Alex LaPorta (17-22) 602
5. Jordan Fletcher (14-18)..... 506
6. Kim Cooper (88-92)..... 483
7. Tammy Putnam (88-92)..... 457
8. Caitlyn Moody (08-12)..... 432
9. Lisa Houska (87-91)..... 426
10. Kiara Stewart (18-pres.)..... 405

Field Goals Attempted

1. Monica Steinhoff (88-92)..... 1720
2. Gina Gregory (82-87) 1503
3. Kris Wilmesher (85-89) 1361
4. Alex LaPorta (17-22) 1340
5. Caitlyn Moody (08-12)..... 1225
6. Kim Cooper (88-92)..... 1104
7. Lisa Houska (87-91) 1049
8. Tammy Putnam (88-92)..... 999
9. Alexis Lawrence (11-15)..... 935
10. Courtney Watts (04-08)..... 885

Field Goal % (min. 150 made)

1. Jordan Fletcher (14-18)..... 584
2. Tierra Snow (12-15) 572
3. Karen Lauth (81-83) 556
4. Jennifer Littleton (98-00) 552
5. Lynette Wellen (98-02) 547
6. Kiara Stewart (18-pres.)..... 544
7. Kaye Klotzer (85-87) 534
8. Angie Stubblefield (94-95)..... 530
9. Jessica Woods (01-03)..... 526
10. Kathy Rubach (84-89) 519

3-pt Field Goals Made

1. Monica Steinhoff (88-92)..... 247
2. Alexis Lawrence (11-15) 226
3. Laura Satterfield (93-95) 178
4. Kelly Mitchell (06-11)..... 164
5. Caitlyn Moody (08-12)..... 163
6. Lindsay Brefeld (97-01)..... 140
7. Christy Lane (00-03) 137
8. Kristi White (06-10) 134
9. Courtney Watts (04-08)..... 127
- Amanda Wentzel (98-00) 127

3-pt Field Goals Attempted

1. Monica Steinhoff (88-92)..... 653
2. Alexis Lawrence (11-15) 631
3. Laura Satterfield (93-95) 563
4. Caitlyn Moody (08-12)..... 560
5. Kelly Mitchell (06-11)..... 463
6. Nancy Hesemann (90-94) 411
7. Christy Lane (00-03) 410
8. Lindsay Brefeld (97-01)..... 398
9. Courtney Watts (04-08)..... 390
10. Lindsey Ransome (06-10)..... 360

3-pt Field Goal % (min. 75 made)

1. Kristi White (06-10) 404
2. Kelly Carter (07-12)..... 402
3. Taylor Gagliano (04-08)..... 391
- Amanda Wentzel (98-00) 391
5. Monica Steinhoff (88-92)..... 378
6. Alexis Lawrence (11-15) 344
- Deena Applebury (95-97) 358
8. Kelly Mitchell (06-11) 354
9. Nicole Christ (92-96) 352
10. Lindsay Brefeld (97-01)..... 352

Free Throws Made

1. Alex LaPorta (17-22) 327
2. Monica Steinhoff (88-92)..... 314
3. Kim Cooper (88-92)..... 289
4. Jordan Fletcher (14-18)..... 279
5. Courtney Watts (04-08)..... 274
6. Laura Szorenyi (16-20) 266
7. Gina Gregory (82-87) 252
8. Tammy Putnam (88-92)..... 243
9. Nicole Christ (92-96) 242
10. Caitlyn Moody (11-12) 236

Free Throws Attempted

1. Alex LaPorta (17-22) 481
2. Jordan Fletcher (14-18)..... 410
- Monica Steinhoff (88-92)..... 410
4. Kim Cooper (88-92)..... 377
5. Devonna Smith (11-14) 365
- Courtney Watts (04-08)..... 365
7. Nicole Christ (92-96) 360
8. Tammy Putnam (88-92)..... 346
9. Laura Szorenyi (16-20) 342
10. Gina Gregory (82-87) 335

Free Throw % (min. 150 made)

1. Caitlyn Moody (08-12)..... 843
2. Christy Lane (00-03) 820
3. Kelly McGovern (12-15) 805
4. Sara Mauck (98-00) 789
5. Kelly Kunkle (12-16)..... 780
6. Laura Szorenyi (16-20) 778
- Kris Wilmesher (85-89) 778
8. Kim Cooper (88-92)..... 767
9. Monica Steinhoff (88-92)..... 766
10. Arielle Jackson (18-19) 758

Rebounds

1. Alex LaPorta (17-22) 1,139
2. Tammy Putnam (88-92)..... 1,028
3. Kiara Stewart (18-pres.) 817
4. Devonna Smith (11-14) 726
5. Jordan Fletcher (14-18)..... 666
6. Nancy Hesemann (91-94) ... 599
7. Pat Conley (76-80)..... 590
8. Kathy Rubach (84-89)..... 576
9. Krystal Logan (95-99)..... 573
10. Gina Gregory (83-87)..... 563

Rebounding Average (min. 50 games)

1. Carmen Forest (74-77)..... 12.1
2. Carol Migneron (74-75)..... 11.2
3. Tammy Putnam (88-92)..... 9.4
4. Alex LaPorta (17-22) 8.7
5. Devonna Smith (11-14) 8.6
6. Kiara Stewart (18-pres.) 7.9
7. Melanie Marcy (97-99) 7.8
8. Kiara Stewart (18-20)..... 7.5
- Liz Squibb (91-93)..... 7.5
10. Denise Simon (95-98) 6.8

Assists

1. Lisa Houska (1987-91)..... 636
2. Alex LaPorta (17-22) 429
3. Kris Wilmesher (1985-89) 369
4. Courtney Watts (2004-08)..... 365
5. Nicole Christ (1992-96) 340
6. Kelly McGovern (12-15) 324
7. Monica Steinhoff (1988-92)..... 315
8. Kristi White (06-10) 302
9. Sara Mauck (98-00) 236
10. Alexis Lawrence (11-15)..... 217

Assists Average (min. 50 games)

1. Lisa Houska (97-91)..... 5.9
2. Sara Mauck (98-00) 4.1
3. Kelly McGovern (12-15)..... 3.8
4. Ebonie Halliburton (01-03) 3.7
5. Kris Wilmesher (85-89) 3.6
6. Courtney Watts (04-08) 3.4
7. Alex LaPorta (17-22) 3.3
8. Nicole Christ (92-96) 3.1
9. Arielle Jackson (17-19) 3.0
10. Monica Steinhoff (88-92)..... 2.9

Steals

1. Lisa Houska (87-91)..... 214
2. Alex LaPorta (17-22) 206
3. Nicole Christ (92-96) 163
4. Courtney Watts (2004-08)..... 142
5. Gina Gregory (83-87) 141
6. Monica Steinhoff (88-92)..... 135
7. Regina Howard (92-94)..... 125
8. Kris Wilmesher (85-89) 124
9. Kelly McGovern (12-15) 123
10. Danielle Berry (19-pres.) 116
- Katy Gwaltney (98-02) 116

Steals Average (min. 50 games)

1. Regina Howard (92-94)..... 2.2
2. Twanda Daniel (98-00)..... 2.1
3. Lisa Houska (87-91)..... 2.0
4. Alex LaPorta (17-22) 1.6
5. Kelly McGovern (12-15) 1.5
- Liz Squibb (91-93)..... 1.5
- Nicole Christ (92-96) 1.5
- Sara Mauck (98-00) 1.5
- Megan Mauck (00-03) 1.5
10. Laura Satterfield (93-95) 1.4
- Christy Lane (00-03) 1.4

Blocked Shots

1. Jordan Fletcher (14-18)..... 136
2. Jennifer Martin (05-pres)..... 133
3. Melanie Marcy (97-99) 100
4. Caitlyn Moody (08-12)..... 56
5. Christy Lane (00-03) 53
6. Devonna Smith (11-14) 52
7. Jennifer Littleton (98-00) 45
- Kiara Stewart (18-pres.)..... 45
9. Angie Stubblefield (94-95)..... 43
10. Hazaria Washington (12-14) ... 42

Blocked Shots Average (min. 50 games)

1. Jennifer Martin (05-07)..... 2.5
2. Melanie Marcy (97-99) 1.9
3. Jordan Fletcher (14-18)..... 1.2
4. Hazaria Washington (12-14) .. 0.8
- Jennifer Littleton (98-00) 0.8
6. Christy Lane (00-03) 0.7
- Jessica Woods (00-03)..... 0.7
- Kali Birkey (03-05)..... 0.7
9. Devonna Smith (11-14) 0.6
10. Caitlyn Moody (08-12)..... 0.5
- Sandy Moriarty (81-83) 0.5

INDIVIDUAL SEASON LEADERS BY CLASS

FRESHMAN

Total Points

1. Monica Steinhoff (89-90) ... 660
2. Gina Gregory (84-85) 472
3. Kris Wilmesher (86-87)..... 390
4. Liz Squibb (92-93) 379
5. Ebonie Halliburton (02-03) 354
6. Arletha Lewis (93-94) 340
7. Christy Lane (00-01)..... 312
8. Kim Cooper (89-90)..... 306
9. Courtney Watts (05-06) 303
10. Kathy Rubach (85-86) 295

Rebounds

1. Alex LaPorta (17-18) 236
2. Denise Simon (96-97) 223
3. Liz Squibb (92-93) 222
4. Tammy Putnam (89-90) 213
5. Kathy Rubach (85-86) 209
6. Kiara Stewart (18-19) 201
7. Regina Howard (93-94) 197
8. Marni Schmidt (84-85) 187
9. Arletha Lewis (93-94) 176
10. Lynette Wellen (99-00) 158

Field Goals

1. Monica Steinhoff (89-90) ... 244
2. Gina Gregory (84-85) 206
3. Kris Wilmesher (86-87)..... 167
4. Liz Squibb (92-93) 152
5. Arletha Lewis (93-94) 132

Three-Point Field Goals

1. Monica Steinhoff (89-90) 73
2. Mallory Ronshausen (21-22) 55
3. Lindsay Brefeld (98-99) 43
4. Christy Lane (00-01) 39
5. McKenzie Lathrom (18-19) .. 36
- Jalysa Stokes (21-22) 36

Free Throws

1. Courtney Watts (05-06) 100
2. Monica Steinhoff (89-90) 99
3. Ebonie Halliburton (02-03) .. 89
4. Kim Cooper (89-90) 75
- Christy Lane (00-01) 75
- Liz Squibb (92-93) 75

Steals

1. Regina Howard (93-94) 80
2. Lisa Houska (88-89) 71
3. Nicole Christ (93-94) 48
4. Crystal Lambert (03-04) 46
- Liz Squibb (92-93) 46

Assists

1. Lisa Houska (88-89) 171
2. Ebonie Halliburton (02-03) 128
3. Nicole Christ (93-94) 102
4. Kris Wilmesher (86-87)..... 98
5. Courtney Watts (05-06) 95
- Crystal Lambert (03-04) 95

Blocks

1. Jordan Fletcher 32
2. Christy Lane (00-01) 19
3. Breanna Diestelkamp (19-20) ... 15
4. Liz Squibb (92-93) 12
5. Sydney Skaggs (15-16) 11

SOPHOMORE

Total Points

1. Monica Steinhoff (89-90) ... 660
2. Gina Gregory (84-85) 472
3. Kris Wilmesher (86-87)..... 390
4. Laura Szorenyi (16-17) 383
5. Liz Squibb (92-93) 379
6. Ebonie Halliburton (02-03) 354
7. Arletha Lewis (93-94) 340
8. Christy Lane (00-01) 312
9. Hailee Deckard (09-10) 309
10. Kim Cooper (89-90) 306

Rebounds

1. Alex LaPorta (18-19) 263
2. Devonna Smith (11-12) 226
3. Denise Simon (96-97) 223
4. Liz Squibb (92-93) 222
5. Kiara Stewart (19-20) 219
6. Tammy Putnam (89-90) 213
7. Kathy Rubach (85-86) 209
8. Regina Howard (93-94) 197
9. Marni Schmidt (84-85) 187
10. Arletha Lewis (93-94) 176

Field Goals

1. Monica Steinhoff (89-90) ... 244
2. Gina Gregory (84-85) 206
3. Kris Wilmesher (86-87)..... 167
4. Liz Squibb (92-93) 152
5. Arletha Lewis (93-94) 132

Three-Point Field Goals

1. Monica Steinhoff (89-90) 73
2. Kelly Mitchell (08-09) 45
3. Lindsay Brefeld (98-99) 43
4. Caitlyn Moody (09-10) 39
- Christy Lane (00-01) 39

Free Throws

1. Hailee Deckard (09-10) 106
2. Laura Szorenyi (16-17) 100
3. Courtney Watts (05-06) 100
4. Monica Steinhoff (89-90) 99
5. Ebonie Halliburton (02-03) .. 89

Steals

1. Regina Howard (93-94) 80
2. Lisa Houska (88-89) 71
3. Alex LaPorta (18-19) 57
4. Nicole Christ (93-94) 48
5. Kelly McGovern (12-13) 47

Assists

1. Lisa Houska (88-89) 171
2. Ebonie Halliburton (02-03) 128
3. Nicole Christ (93-94) 102
4. Kelly McGovern (12-13) 110
5. Kris Wilmesher (86-87) 98

Blocks

1. Jordan Fletcher (15-16) 32
2. Christy Lane (00-01) 19
3. Nichole Helfrich 15
4. Liz Squibb (92-93) 12
5. Kiara Stewart (19-20) 9
- Hailee Deckard (09-10) 9

JUNIOR

Total Points

1. Sandy Moore (81-82) 544
2. Annette Brandy (97-98) 506
3. Kris Wilmesher (87-88) 486
4. Gina Gregory (85-86) 480
5. Monica Steinhoff (90-91) ... 469
6. Arielle Jackson (17-18) 418
7. Angie Stubblefield (94-95) . 410
8. Jordan Fletcher (16-17) 400
9. Alex LaPorta (19-20) 383
10. Melanie Marcy (97-98) 381

Rebounds

1. Tammy Putnam (90-91) 305
2. Alex LaPorta (19-20) 265
3. Devonna Smith (12-13) 253
2. Melanie Marcy (97-98) 232
4. Angie Stubblefield (94-95) . 230
5. Sandy Moore (81-82) 218
6. Jessica Woods (01-02) 202
7. Hazaria Washington (12-13) ... 190
8. Jordan Fletcher (16-17) 186
9. Sandy Moriarty (81-82) 184
10. Kathy Rubach (86-87) 182

Field Goals

1. Sandy Moore (81-82) 225
2. Annette Brandy (97-98) 203
3. Gina Gregory (85-86) 200
4. Kris Wilmesher (87-88) 195
5. Monica Steinhoff (90-91) ... 177

Three-Point Field Goals

1. Laura Satterfield (93-94) 78
2. Alexis Lawrence (13-14) 63
3. Arielle Jackson (17-18) 62
- Caitlyn Moody (10-11) 62
5. Monica Steinhoff (90-91) 49

Free Throws

1. Jennifer Martin (05-06) 123
2. Lynette Wellen (00-01) 107
3. Jordan Fletcher (16-17) 100
4. Myra Bailey (78-79) 94
- Sandy Moore (81-82) 94

Steals

1. Christine Hampton (93-94) 107
2. Danielle Berry 71
3. Twanda Daniel (98-99) 57
4. Renee Skaggs (81-82) 56
5. Kali Birkey (03-04) 55

Assists

1. Lisa Houska (89-90) 160
2. Nicol Christ (94-95) 133
3. Deb Moreno (85-86) 132
4. Renee Skaggs (81-82) 115
5. Kris Wilmesher (87-88) 113

Blocks

1. Melanie Marcy (97-98) 64
2. Jennifer Martin (05-06) 59
3. Angie Stubblefield (94-95) ... 43
4. Jordan Fletcher (16-17) 38
5. Caitlyn Moody (10-11) 27

SENIOR

Total Points

1. Deena Applebury (96-97) .. 534
2. Twanda Daniel (99-00) 531
3. Monica Steinhoff (91-92) ... 507
4. Laura Satterfield (94-95) ... 467
5. Kandy Cassaday (83-84) ... 455
6. Jordan Fletcher (17-18) 443
7. Gina Gregory (86-87) 428
- Kris Wilmesher (88-89) 428
9. Kaye Klotzer (86-87) 412
10. Kiara Stewart (21-22) 399

Rebounds

1. Tammy Putnam (91-92) 298
2. Devonna Smith (13-14) 247
3. Kiara Stewart (21-22) 234
4. Alex LaPorta (21-22) 212
5. Nancy Hesemann (93-94) . 208
6. Hazaria Washington (13-14) ... 203
7. Kaye Klotzer (86-87) 198
8. Kelly McGovern (14-15) 196
9. Malanie Marcy (98-99) 191
10. Kandy Cassaday (83-84) ... 189

Field Goals

1. Twanda Daniel (99-00) 220
2. Kandy Cassaday (83-84) ... 217
3. Gina Gregory (86-87) 179
4. Jordan Fletcher (17-18) 177
5. Kiara Stewart (21-22) 170

Three-Point Field Goals

1. Laura Satterfield (94-95) ... 100
2. Alexis Lawrence (14-15) 94
3. Deena Applebury (96-97) 74
4. Kelly Mitchell (10-11) 67
5. Monica Steinhoff (91-92) 65

Free Throws

1. Deena Applebury (96-97) .. 114
2. Sara Mauck (99-00) 111
3. Nicole Christ (95-96) 99
- Tammy Putnam (91-92) 99
5. Laura Szorenyi (19-20) 98
- Jennifer Martin (06-07) 98

Steals

1. Lisa Houska (90-91) 63
2. Deb Skerik (83-84) 60
3. Hazaria Washington (13-14) ... 59
- Kris Wilmesher (88-89) 57
5. Kandy Cassaday (83-84) 56


Assists

1. Lisa Houska (90-91) 171
2. Sara Mauck (99-00) 130
3. Shawnta Johnson (17-18) . 127
4. Monica Steinhof (91-92) 122
5. Kelly McGovern (14-15) 109

Blocks


1. Jennifer Martin (06-07) 74
2. Melanie Marcy (98-99) 36
3. Jordan Fletcher (17-18) 35
4. Kali Birkey (04-05) 25
5. Jennifer Littleton (99-00) 20
- Kiara Stewart (21-22) 20

1,000-POINT CLUB




MONICA STEINHOFF 2,019

| YEAR | FG-A | 3FG-A | FT-A | PTS |
|--------------|-----------------|----------------|----------------|--------------|
| 1988-89 | 134-275 | 60-117 | 55-66 | 383 |
| 1989-90 | 244-557 | 73-174 | 99-129 | 660 |
| 1990-91 | 177-465 | 49-177 | 66-93 | 469 |
| 1991-92 | 174-423 | 65-185 | 94-122 | 507 |
| TOTAL | 729-1720 | 247-653 | 314-410 | 2,019 |



KIM COOPER 1,270

| YEAR | FG-A | 3FG-A | FT-A | PTS |
|--------------|-----------------|--------------|----------------|--------------|
| 1988-89 | 98-193 | 0-1 | 66-84 | 262 |
| 1989-90 | 115-260 | 1-4 | 75-92 | 306 |
| 1990-91 | 138-320 | 9-33 | 64-90 | 349 |
| 1991-92 | 132-331 | 5-26 | 84-111 | 353 |
| TOTAL | 483-1104 | 15-64 | 289-377 | 1,270 |



GINA GREGORY 1,752

| YEAR | FG-A | 3FG-A | FT-A | PTS |
|--------------|-----------------|------------|----------------|--------------|
| 1982-83 | 10-20 | --- | 5-11 | 25 |
| 1983-84 | 155-317 | --- | 37-52 | 347 |
| 1984-85 | 206-400 | --- | 60-83 | 472 |
| 1985-86 | 200-395 | --- | 80-97 | 480 |
| 1986-87 | 179-371 | 0-0 | 70-92 | 428 |
| TOTAL | 750-1503 | 0-0 | 252-335 | 1,752 |



CAITLYN MOODY 1,263

| YEAR | FG-A | 3FG-A | FT-A | PTS |
|--------------|-----------------|----------------|----------------|--------------|
| 2008-09 | 91-257 | 28-98 | 52-60 | 262 |
| 2009-10 | 98-258 | 39-125 | 41-51 | 276 |
| 2010-11 | 129-396 | 62-202 | 55-67 | 375 |
| 2011-12 | 114-314 | 34-135 | 88-102 | 350 |
| TOTAL | 432-1225 | 163-560 | 236-280 | 1,263 |



ALEX LAPORTA 1,583

| YEAR | FG-A | 3FG-A | FT-A | PTS |
|--------------|-----------------|---------------|----------------|--------------|
| 2017-18 | 81-178 | 9-23 | 44-78 | 215 |
| 2018-19 | 118-253 | 15-56 | 48-78 | 299 |
| 2019-20 | 144-327 | 8-40 | 87-128 | 383 |
| 2020-21 | 130-287 | 6-29 | 80-103 | 346 |
| 2021-22 | 129-295 | 14-47 | 68-94 | 340 |
| TOTAL | 602-1340 | 52-195 | 327-481 | 1,583 |




TAMMY PUTNAM 1,157

| YEAR | FG-A | 3FG-A | FT-A | PTS |
|--------------|----------------|------------|----------------|--------------|
| 1988-89 | 102-214 | 0-0 | 47-72 | 251 |
| 1989-90 | 81-168 | 0-0 | 39-57 | 201 |
| 1990-91 | 135-307 | 0-0 | 58-90 | 328 |
| 1991-92 | 139-310 | 0-0 | 99-127 | 377 |
| TOTAL | 457-999 | 0-0 | 243-346 | 1,157 |



KRIS WILMESHER 1,497

| YEAR | FG-A | 3FG-A | FT-A | PTS |
|--------------|-----------------|---------------|----------------|--------------|
| 1985-86 | 81-173 | --- | 31-38 | 193 |
| 1986-87 | 167-354 | 0-0 | 56-80 | 390 |
| 1987-88 | 195-467 | 32-93 | 64-81 | 486 |
| 1988-89 | 165-367 | 42-123 | 56-67 | 428 |
| TOTAL | 608-1361 | 74-216 | 207-266 | 1,497 |




MYRA BAILEY 1,056

| YEAR | FG-A | 3FG-A | FT-A | PTS |
|--------------|------------|------------|------------|--------------|
| 1978-79 | 108-307 | --- | 94-141 | 310 |
| 1979-80 | N/A | --- | N/A | 390 |
| 1980-81 | 126-370 | --- | 104-139 | 356 |
| TOTAL | N/A | --- | N/A | 1,056 |



JORDAN FLETCHER 1,291

| YEAR | FG-A | 3FG-A | FT-A | PTS |
|--------------|----------------|------------|----------------|--------------|
| 2014-15 | 68-124 | 0-0 | 21-56 | 157 |
| 2015-16 | 111-196 | 0-1 | 69-98 | 291 |
| 2016-17 | 150-253 | 0-1 | 100-134 | 400 |
| 2017-18 | 177-293 | 0-0 | 89-122 | 443 |
| TOTAL | 506-866 | 0-2 | 279-410 | 1,291 |



LISA HOUSKA 1,039


| YEAR | FG-A | 3FG-A | FT-A | PTS |
|--------------|-----------------|--------------|----------------|--------------|
| 1987-88 | 86-226 | 2-6 | 53-67 | 227 |
| 1988-89 | 87-198 | 5-15 | 25-38 | 204 |
| 1989-90 | 138-341 | 3-20 | 63-95 | 342 |
| 1990-91 | 115-284 | 1-8 | 35-46 | 266 |
| TOTAL | 426-1049 | 11-49 | 176-246 | 1,039 |

1,000-POINT CLUB



COURTNEY WATTS 1,035

| YEAR | FG-A | 3FG-A | FT-A | PTS |
|--------------|----------------|----------------|----------------|--------------|
| 2004-05 | 78-210 | 31-92 | 66-99 | 253 |
| 2005-06 | 91-247 | 21-74 | 100-121 | 303 |
| 2006-07 | 60-182 | 26-84 | 56-70 | 202 |
| 2007-08 | 88-246 | 49-140 | 52-75 | 277 |
| TOTAL | 317-885 | 127-390 | 274-365 | 1,035 |



PAT CONLEY 1,000

| YEAR | FG-A | 3FG-A | FT-A | PTS |
|--------------|------------|-----------|------------|--------------|
| 1976-77 | N/A | --- | N/A | N/A |
| 1977-78 | N/A | --- | N/A | N/A |
| 1978-79 | 143-352 | --- | 69-102 | 355 |
| 1979-80 | N/A | --- | N/A | N/A |
| TOTAL | N/A | -- | N/A | 1,000 |



DEVONNA SMITH 1,020

| YEAR | FG-A | 3FG-A | FT-A | PTS |
|--------------|----------------|------------|----------------|--------------|
| 2011-12 | 120-267 | 0-0 | 68-124 | 308 |
| 2012-13 | 135-274 | 0-1 | 81-125 | 351 |
| 2013-14 | 143-268 | 0-0 | 75-116 | 361 |
| TOTAL | 398-809 | 0-1 | 224-365 | 1,020 |




ALEXIS LAWRENCE 1,014

| YEAR | FG-A | 3FG-A | FT-A | PTS |
|--------------|----------------|----------------|----------------|--------------|
| 2011-12 | 48-150 | 31-115 | 9-12 | 136 |
| 2012-13 | 67-194 | 38-107 | 17-27 | 189 |
| 2013-14 | 103-254 | 63-162 | 23-31 | 292 |
| 2014-15 | 133-337 | 94-247 | 37-45 | 397 |
| TOTAL | 337-854 | 137-410 | 200-244 | 1,011 |



CHRISTY LANE 1,011

| YEAR | FG-A | 3FG-A | FT-A | PTS |
|--------------|----------------|----------------|----------------|--------------|
| 2000-01 | 99-245 | 39-114 | 75-96 | 312 |
| 2001-02 | 110-294 | 44-149 | 78-91 | 342 |
| 2002-03 | 128-315 | 54-147 | 47-57 | 357 |
| TOTAL | 337-854 | 137-410 | 200-244 | 1,011 |



NICOLE CHRIST 1,010

| YEAR | FG-A | 3FG-A | FT-A | PTS |
|--------------|----------------|----------------|----------------|--------------|
| 1992-93 | 32-94 | 7-31 | 18-34 | 89 |
| 1993-94 | 80-212 | 37-104 | 49-72 | 246 |
| 1994-95 | 101-250 | 21-66 | 76-109 | 299 |
| 1995-96 | 117-307 | 43-106 | 99-145 | 376 |
| TOTAL | 330-863 | 108-307 | 242-360 | 1,010 |

ALL-AMERICANS

GINA GREGORY • 1984-85, 1985-86, 1986-87



Gina Gregory was the first UMSL women's basketball player to earn all-American status.

Gregory was tabbed an honorable mention selection by the American Women's Sports Federation as a sophomore during the 1984-85 season after averaging 17.5 points per game. She was then named to the fourth team as a junior during the 1985-86 season.

That year she became UMSL's all-time leading scorer with 1,299 points and set a school record by hitting 82.5 percent (80-97) of her free throw attempts.

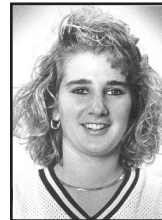
As a senior, Gregory became a three-time all-American, earning fourth team honors once again after averaging 17.1 points per game and would finish with 1,657 career points, which still ranks second all-time.

KRIS WILMESHER • 1985-86, 1987-88, 1988-89



Kris Wilmesher became the school's second all-American when she was tabbed a second team pick by the American Women's Sports Federation.

MONICA STEINHOFF • 1988-89



Monica Steinhoff came off the bench as a freshman and earned a spot on the Freshman All-America squad. She finished second in the country in three-point field goal accuracy (51.3) and set a school record for highest three-point field goal accuracy in one season. She also earned honorable mention all-MIAA honors that season.

ALEX LAPORTA • 2020-21



Alex LaPorta became the program's first All-American since 1989, earning honorable mention honors after a season in which she averaged 17.3 points, 8.2 rebounds and 4.8 assists per game. She was the only player in the GLVC to rank in the top six in all three of those categories.

ALL-CONFERENCE HONORS



Jennifer Martin earned second team all-conference honors during the 2005-06 season. Martin is the school's all-time career leader in blocked shots (133) and set a single season record with 74 blocked shots as a senior.



Laura Satterfield, who holds the record for most three-pointers in a game with 11, and scored 39 points in a single game, the fourth highest total in UMSL history, was an honorable mention all-conference pick in 1994-95.

| <u>Player</u> | <u>Team</u> | <u>Year</u> | <u>Player</u> | <u>Team</u> | <u>Year</u> |
|-------------------|-------------|-------------|--------------------|--------------|-------------|
| Myra Bailey | — | 1979-80 | Tawanda Daniel | HM | 1998-99 |
| Lori Smith | — | 1980-81 | Amanda Wentzel | HM | 1998-99 |
| Renee Skaggs | — | 1981-82 | Tawanda Daniel | 1st | 1999-00 |
| Sandy Moore | 2nd | 1982-83 | Amanda Wentzel | HM | 1999-00 |
| Deb Skerik | HM | 1982-83 | Lynette Wellen | HM | 2000-01 |
| Kandy Cassaday | 2nd | 1983-84 | Lynette Wellen | HM | 2001-02 |
| Deb Skerik | HM | 1983-84 | Ebonie Halliburton | HM | 2002-03 |
| Gina Gregory | 2nd | 1984-85 | Christy Lane | HM | 2002-03 |
| Kathy Rubach | HM | 1984-85 | Kali Birkey | HM | 2004-05 |
| Gina Gregory | 2nd | 1985-86 | Jennifer Martin | 2nd | 2005-06 |
| Deb Moreno | HM | 1985-86 | Caitlyn Moody | 2nd | 2011-12 |
| Kathy Rubach | HM | 1985-86 | Devonna Smith | 1st | 2012-13 |
| Gina Gregory | 1st | 1986-87 | Devonna Smith | 1st | 2013-14 |
| Kaye Klotzer | HM | 1986-87 | Hazaria Washington | 2nd | 2013-14 |
| Kris Wilmesher | HM | 1986-87 | Alexis Lawrence | 2nd | 2014-15 |
| Kathy Rubach | 2nd | 1987-88 | Kelly Kunkel | 2nd | 2014-15 |
| Grace Gain | HM | 1987-88 | Kelly Kunkel | 2nd | 2015-16 |
| Kris Wilmesher | 1st | 1988-89 | Jordan Fletcher | 3rd | 2015-16 |
| Nancy Hopper | HM | 1988-89 | Jordan Fletcher | 2nd | 2016-17 |
| Lisa Houska | HM | 1988-89 | Laura Szorenyi | 3rd | 2016-17 |
| Monica Steinhoff | HM | 1988-89 | Jordan Fletcher | 1st | 2017-18 |
| Monica Steinhoff | 1st | 1989-90 | Arielle Jackson | 2nd | 2017-18 |
| Lisa Houska | HM | 1989-90 | Shawnta Johnson | 2nd | 2017-18 |
| Monica Steinhoff | 2nd | 1990-91 | Alex LaPorta | All-Freshman | 2017-18 |
| Kim Cooper | HM | 1990-91 | Arielle Jackson | 2nd | 2018-19 |
| Lisa Houska | HM | 1990-91 | Alex LaPorta | 2nd | 2018-19 |
| Tammy Putnam | HM | 1990-91 | Alex LaPorta | 2nd | 2019-20 |
| Monica Steinhoff | 1st | 1991-92 | Laura Szorenyi | 3rd | 2019-20 |
| Tammy Putnam | 2nd | 1991-92 | Alex LaPorta | 1st | 2020-21 |
| Regina Howard | Fr | 1992-93 | Kiara Stewart | 2nd | 2020-21 |
| Nancy Hesemann | HM | 1993-94 | Alex LaPorta | 1st | 2021-22 |
| Nicole Christ | HM | 1994-95 | Kiara Stewart | 1st | 2021-22 |
| Laura Satterfield | HM | 1994-95 | Fayne Meissner | 2nd | 2021-22 |
| Deena Applebury | 2nd | 1996-97 | Mallory Ronshausen | All-Freshman | 2021-22 |
| Annette Brandy | 2nd | 1997-98 | Jalysa Stokes | All-Freshman | 2022-23 |
| Melanie Marcy | HM | 1997-98 | | | |

UMSL SPORTS WOMEN'S BASKETBALL HALL OF FAMERS

GINA GREGORY-BOWDERS

(Inducted 2001)



Gina Gregory-Bowders was twice selected as a second team All-Conference Player and selected as a first team All-Conference selection in 1986-87. She earned honorable mention All-American honors in 1985-86 and was a fourth team All-American selection in 1986-87. Gregory-Bowders ranks second on the UMSL career scoring list with 1,657 points and second in career rebounding with 609. She also ranks third in career steals with 141 and sixth in career assists with 207.

LISA HOUSKA-DAY

(Inducted 2002)



Lisa Houska-Dey was a two-sport athlete at UMSL in women's basketball and softball. On the basketball floor, Houska-Dey was named a three-time all-conference selection in the MIAA and was named to the conference all-freshman team in the 1987-88 season. She ranks seventh in career points scored with 1,029, and is one of just nine players to eclipse the 1,000 career point mark.

In addition, Houska-Dey is the school's all-time career leader in both steals and assists, recording 214 career steals and 636 career assists, over 250 more than the next best total in school history. She holds four of the top five single season assist records at UMSL, and holds the single game record of 15 in 1989. As a softball player, she twice earned All-American honors, receiving that honor in 1989 and again in 1991.

RITA HOFF-SCOTT

(Inducted 2002)



Rita Hoff-Scott is one of the best all-around athletes to ever compete in an UMSL uniform. She was involved in virtually every sport offered at UMSL, including basketball, volleyball, field hockey, soccer and tennis. As a basketball player, she was a starting point guard averaging 18 points per game her freshman season. The next two seasons, Scott acted as player/coach,

guiding the team to two league titles and averaging 25 points per game each of the last two years. As a senior, she was invited to try out for the team that would compete in the World University Games in Mexico in 1973. After graduating, Scott coached the first varsity women's basketball team at UMSL in the 1974-75 season, leading the team to a 15-1 record that season for a .928 winning percentage, the highest winning percentage for any team in UMSL history. Scott currently works for Mike Shannon's Restaurant in St. Louis, Mo., and in honor of her induction, Mike Shannon's Restaurant sponsored the Rita Scott Scholarship to be awarded to an UMSL women's basketball student-athlete each year. For the 2002-2003 season, Christy Lane was named the recipient of the first-ever Rita Scott Scholarship. Rita Hoff Scott is also a member of the Missouri Sport Hall of Fame, being inducted in 2003.

MONICA STEINHOFF

(Inducted 2003)



Monica Steinhoff played four years for UMSL, and is the all-time scoring leader in women's basketball history with 2,023 career points. She also ranks 15th in career rebounds with 389, fifth in career assists with 315 and fifth in career steals with 135. Steinhoff was named to the MIAA All-Freshman team and earned Freshman All-American honors from the American

Women's Sports Foundation in her first year at UMSL. During her sophomore year, Steinhoff set the school record with 660 points in a single season for a scoring average of 24.4 points per game on the year, also a school record. She earned MIAA All-Conference honors each of her four years at UMSL, and is the only women's basketball player to score 40 points in a game, accomplishing that feat three times, including a school record 44 points in one game.

KRIS WILMESHER

(Inducted 2004)



Kris Wilmesher was a four-year letterwinner in women's basketball, playing from 1985 through 1989. She is the third all-time leading scorer in UMSL history with 1,506 points and is second in school history with 369 career assists, and fourth with 136 career steals. Wilmesher was twice selected as an honorable mention All-MIAA selection before being named a first team All-MIAA

selection her senior year. She was a three-time All-American, being named a freshman All-American by the American Women's Sports Federation. As a junior she was named a second team All-American by the National Women's Sports Federation and was a fourth-team All-American her senior year. Wilmesher was also a member of the women's softball team for three seasons, and was part of the 1989 team that won the MIAA Championship and advanced to the NCAA Regionals for the first time in the program's history.

NICOLE CHRIST

(Inducted 2010)



Nicole was a two-sport standout at UMSL in softball and women's basketball, playing from 1992-96. On the hardwood, Nicole earned all-MIAA honors, being selected to the honorable mention team as a junior. She became the eighth member of the program's 1,000-point club, finishing with 1,010 career points, which ranks 10th all-time at UMSL. Nicole also ranks in the top 10 in eight other career categories, including second in steals

(163), fourth in free throw attempts (360) and assists (340), sixth in three-point field goal percentage (.352) and free throws made (242) and ninth in three-point field goals made (108), field goals attempted (863) and three-point field goals attempted (307).

ALL-TIME ROSTER

- Ackerman, Jane – 98
 Ackerman, Trish – 99, 00
 Adams, Kendahl - 15
 Albert, Tanisha – 00, 01
 Alberts, Megan – 04, 05, 06, 07
 Alexander, Hayley - 15, 16
 Allen, Amaria – 19, 20
 Allrich, Leslie – 05, 06
 Applebury, Deena – 96, 97
 Anderson, Raquel – 88, 89
 Anderson, Tammy – 93
 Andrews, Chris – 86
 Ayers, Kim – 80
 Bailey, Myra – 79, 80, 81
 Baker, Thelma – 84
 Balakrishnan, Bindu – 93
 Baniak, Danielle – 92
 Barnes, Molly - 12, 13
 Bein, Lisa – 90
 Benion, Simonie – 03
 Berry, Danielle - 20, 21, 22
 Berry, Kami – 02
 Billups, Iesha – 04, 05
 Birkey, Kali – 04, 05
 Bloch, Sydney - 14, 15, 16, 17
 Blunt, Kelly – 01, 02
 Boehme, Leah – 01
 Boschert, Kathy – 82
 Boyce, Jordan - 14, 15, 16, 17
 Brandy, Annette – 98
 Brefeld, Lindsay – 98, 99, 00, 01
 Brummit, Emily - 12, 13
 Buchanan, Thorlan – 03
 Bunn, Paige - 17
 Burkhardt, Sandy – 79, 80
 Busch, Debbie – 80
 Calvin, Denise – 88
 Carothers, Paulette – 95
 Carrier, Sarah – 96, 97, 98
 Carter, Kelly - 08, 09, 10, 11, 12
 Carter, Tameka – 02, 03
 Cartwright, Samantha – 03
 Chairs, Alexa - 18, 19, 20, 21
 Christ, Nicole – 93, 94, 95, 96
 Clark, Gloria – 93
 Clark, Jill – 81
 Clark, Kim – 87
 Coats, Janet – 79
 Coggins, Montrice - 09, 10
 Collins, Cathy – 79
 Cook, Sherry – 79, 80
 Cooper, Kim – 89, 90, 91, 92
 Conley, Pat – 79, 80
 Cordiano, Larissa – 02
 Curtis, Janice – 84
 Dahl, Shelby - 17, 18
 Daly, Amber - 15, 16
 Daniel, Tawada – 99, 00
 Daume, Danielle - 14, 15
 Davidson, Lori – 80, 81, 82, 83
 Davidson, Theresa – 81, 82
 Deckard, Hailee - 09, 10
 Dewell, Jennifer - 06, 07
 Dibella, Debi – 04
 Diestelkamp, Breanna - 20, 21
 Dixon, Charlee – 96, 97, 98
- Dominguez, Shayelle - 11, 12
 Dowell, Brittney – 01
 Dressler, Jamie – 97, 98
 Duke, Renee – 92, 93
 Dumstorff, Leslie – 98
 Earhart, Kris – 90, 91
 Eccleston, Christine – 04
 Emmett, Susan – 00
 England, Donica – 97
 England, Missy – 97, 98
 Ermeling, Dianne – 95
 Feng, Yuan - 10
 Fisher, Melanie – 99
 Fletcher, Jordan - 14, 15, 16, 17, 18
 Fooshee, Mary – 79
 Ford, Barissa - 09
 Fransen, Jessica - 10
 Frantz, Shawn – 86
 Gagliano, Taylor – 05, 06, 07, 08
 Gain, Grace – 86, 87, 88
 Gillam, Connie – 92, 93
 Gillum, Simone - 16
 Glennie, Sherry - 10, 11
 Gregory, Gina – 83, 84, 86, 87
 Gwaltney, Katy – 99, 00, 01, 02
 Hack, Tasha - 06
 Haden, Hana - 11
 Haig, Stacie – 01
 Hall, Darlene – 80
 Hall, Karon – 79
 Halliburton, Ebonie – 02, 03
 Hampton, Christine – 94
 Hare, Kayla - 19, 20, 21
 Harris, Pauline – 99, 00
 Helfrich, Nichole - 07
 Henning, Kaitlynn - 17, 18, 19
 Hesemann, Nancy – 91, 92, 93, 94
 Hill, Sandy – 87
 Hinson, Georgia – 83
 Hobson, Merielle – 02
 Hogan, Allie - 10, 11
 Hogan, Michelle – 96
 Holder, Normeka - 11, 12
 Hopper, Nancy – 88, 89
 Horgan, Shelby – 06
 Houska, Lisa – 88, 89, 90, 91
 Howard, Regina – 93, 94, 95
 Huber, Amy – 93, 94
 Hulbert, Azaria - 21
 Hulbert, Kelcy - 08, 09, 10, 11
 Hungerford, Kyra - 18, 19, 20, 21
 Hyslop, Sarah – 03
 Isom, Dana – 86
 Jackson, Arielle - 18, 19
 Jackson, Michelle – 91
 Jacox, Chelsey - 16, 17
 Jenkins, Kelly – 89, 90, 91
 Jerome, Nikki – 05, 06
 Johnson, Angela - 12, 13
 Johnson, Shawnta - 17, 18
 Jordan, Lisa – 94
 Jurasits, Julie - 16
 Kearney, Karen – 79
 Kinker, Kristen – 90
 Klaas, Keely – 99, 00
 Klotzer, Kaye – 86, 87
- Kolder, Trista – 04
 Kraeger, Elizabeth – 98
 Kunkel, Kelly - 13, 14, 15, 16
 Lair, Brooke - 11
 Lambert, Crystal – 04, 05, 06
 LaMette, Danielle – 92, 93
 Lane, Christy – 01, 02, 03
 LaPorta, Alex - 18, 19, 20, 21, 22
 Lathrom, McKenzie - 19, 20, 21, 22
 Lauth, Karen – 80, 81, 82, 83
 Lawrence, Alexis - 12, 13, 14, 15
 Lawrence, Sarah – 98
 Lee, Robneisha - 16, 17
 Lewis, Arletha – 94
 Liburd, Shania - 21, 22
 Like, Alyssa - 14
 Lisch, Connie – 80
 Lisch, Jody – 84
 Littleton, Jennifer – 99, 00
 Logan, Krystal – 96, 97, 98, 99
 Longseth, Krista – 01, 02
 Mace, Allyson – 86
 Maddan, Jamie - 14
 Mahn, Janet – 79
 Marcy, Melanie – 98, 99
 Martin, D.J. – 93, 94, 95, 96
 Martin, Jennifer - 06, 07
 Marzette, Alisha – 96
 Mauck, Megan – 00, 01, 02, 03
 Mauck, Sara – 99
 McGovern, Kelly - 13, 14, 15
 Meier, Chris – 80, 81, 82, 83
 Meissner, Faye - 19, 20, 21, 22
 Miles, Mariela – 02
 Miller, Amanda – 05, 06, 07, 08
 Miller, McKena - 15
 Miller, Salena – 99
 Mitchell, Claudine – 86, 87, 89
 Mitchell, Kelly - 07, 08, 09, 10, 11
 Moody, Caitlyn - 09, 10, 11, 12
 Moore, Rhonda – 91, 92
 Moore, Sandy – 82, 83
 Moreno, Deb – 86, 87
 Moriarty, Sandy – 82, 83
 Morrow, Grace - 19, 20
 Mulvihill, Colleen – 82
 Ndorongo, Alisa - 07, 08, 09, 10
 Nunnelle, Rachel – 91, 92
 Oesterly, Angela – 88
 Omohundro, Deaven - 10, 11, 12, 13
 O'Brien, Shea - 16, 17
 O'Neil, Kelly – 87, 88
 Ordner, Alicia – 03
 Patterson, Rhonda – 93
 Pawlak, Becky – 96
 Peters, Lynda – 93
 Perry, Gina – 81, 83
 Pierce, Alicia – 86, 87
 Pinson, Carol – 79
 Plamp, Lisa – 83
 Plavsic, Adriana - 19, 20, 21, 22
 Prosser, Chelsea - 09
 Proyor, Sierra - 15
 Putnam, Tammy – 89, 90, 91, 92
 Ragsdale, Beth – 98
 Ransome, Lindsey - 07, 08, 09, 10
 Rapp, Patty – 82
 Reeder, Nicole – 99
- Richmond, Ashley – 04
 Ricker, Leslie – 05, 06, 07, 08
 Robertson, Phoebe - 11, 12
 Robertson, Tia - 15
 Robinson, Kiki - 09, 10, 11, 12
 Ronshausen, Mallory - 22
 Rubach, Kathy – 86, 87, 88, 89
 Rudolf, Karen – 87
 Ruffin, Sophia – 02, 03
 Rudd, Allendria – 03
 Satterfield, Laura – 94, 95
 Sauerwein, Karla – 81
 Schill, Darlene – 79, 80
 Schmidt, Marni – 84
 Schmink, Ellie – 81, 82, 83, 84
 Schuster, Dawn – 84
 Settle, Morgan - 13
 Shalenko, Lacey - 07, 08, 09, 10
 Silver, Christe – 88, 89, 90
 Simon, Denise – 96, 97, 98
 Simon, Donna – 97, 98
 Sims, Logan - 13, 14, 15
 Skaggs, Renee – 82, 83
 Skaggs, Sydney - 16
 Skerik, Deb – 83, 84
 Slaughter, Mary Helen - 08, 09
 Smith, Devonna - 12, 13, 14
 Smith, Jasmine - 13
 Smith, Lori – 80, 81
 Snow, Tierra - 13, 14, 15
 Specht, Alex- 18
 Sproul, Sammie - 17, 18
 Squibb, Liz – 92, 93
 Snow, Juanita – 86
 Spinks, Leslie – 86
 Standefer, Tori - 22
 Stewart, Angela – 98, 99
 Stewart, Kiara - 19, 20, 21, 22
 Steinhoff, Monica – 89, 90, 91, 92
 Stickrod, Kandy – 83, 84
 Stokes, Jalysa - 22
 Stubblefield, Angie – 95
 Studnicki, Lisa – 80, 81, 82
 Sweatman, Kaitlin - 11, 12
 Szorenyi, Laura - 17, 18, 19, 20
 Taylor, Jaclyn – 00
 Thomas, Abbie – 05
 Thompson, Taylor - 21
 Thompson, Tracy – 84
 Toczylowski, Paula – 84
 Tomlinson, Christy – 90
 Turner, Jade – 95
 Vaughn, KeAmber - 10, 11
 Verhulst, Simone – 04
 Wallace, Deb – 86
 Washington, Hazaria - 13, 14
 Watts, Courtney – 05, 06, 07, 08
 Weitzel, Lauren – 02
 Wellen, Lynette – 99, 00, 01, 02
 Wendel, Jessica - 06
 Wentzel, Amanda – 99, 00
 White, Kristi - 07, 08, 09, 10
 Wilmesher, Kris – 86, 87, 88, 89
 Woods, Jessica – 02, 03
 Yates, Melissa – 95
 York, Kelsi - 17
 Zavoral, Jessica - 13, 14
 Ziegler, Kim – 81

YEAR-BY-YEAR RESULTS

1974-75 (15-1)

Head Coach: Rita Hoff

| | | |
|-------------------------------|---|-------|
| Missouri Western | W | 71-29 |
| Southeast Missouri | W | 68-36 |
| Meramec | W | 66-41 |
| SIU Edwardsville | W | 54-26 |
| Saint Louis | W | 70-50 |
| Saint Louis | W | 87-44 |
| Meramec | W | 90-54 |
| Saint Louis | W | 79-50 |
| Principia | W | 68-49 |
| Southeast Missouri | W | 74-47 |
| Murray State | W | 58-57 |
| Quincy | W | 88-28 |
| Scott Air Force Base | W | 98-11 |
| Missouri ^A | W | 72-55 |
| Southwest Missouri | L | 60-64 |
| Central Missouri ^A | W | 83-69 |

^AAIAW State Tournament

1975-76 (10-4)

Head Coach: Carol Migneron

| | | |
|--------------------|---|-------|
| Northwest Missouri | L | 67-79 |
| Central Missouri | L | 72-73 |
| Western Illinois | W | 78-65 |
| Missouri | L | 56-58 |
| Truman | W | 65-59 |
| Saint Louis | W | 74-56 |
| Missouri | W | 53-51 |
| Southwest Missouri | L | 48-45 |
| Meramec | W | 70-55 |
| Southeast Missouri | W | 71-31 |
| Illinois | W | 63-57 |
| Indiana State | W | 63-46 |
| Michigan State | W | 80-75 |
| Eastern Illinois | W | 68-51 |

1976-77 (10-9)

Head Coach: Carol Migneron

| | | |
|--------------------------|---|-------|
| 11/26 Nebraska | L | 45-64 |
| 11/27 Kansas | W | 68-65 |
| 11/28 Claremore | W | 73-66 |
| 12/03 Southwest Missouri | L | 65-69 |
| 12/07 Missouri | L | 55-81 |
| 01/07 Nebraska | L | 57-71 |
| 01/09 Southwest Missouri | W | 71-68 |
| 01/12 Southeast Missouri | W | 70-34 |
| 01/15 Northwest Missouri | L | 77-79 |
| 01/18 Central Missouri | L | 48-80 |
| 01/20 Indiana State | L | 50-84 |
| 01/25 SIU Edwardsville | W | 86-46 |
| 01/28 Illinois | | |
| 01/29 Illinois State | L | 76-97 |
| 02/02 Missouri | W | 78-76 |
| 02/05 Truman | W | 79-63 |
| 02/08 Saint Louis | W | 80-60 |
| 02/12 Southwest Missouri | L | 63-69 |
| 02/15 Eastern Illinois | | |
| 02/17 Principia | W | 92-32 |
| 02/19 Western Illinois | W | 84-62 |

1977-78 (1-23)

Head Coach: Carol Gomes

| | | |
|--------------------------|---|--------|
| 11/24 Kansas | L | 29-97 |
| 11/25 Northwest Missouri | L | 21-120 |
| 11/26 Claremore | L | 46-72 |
| 12/01 Illinois | L | 29-78 |
| 12/02 Illinois-Chicago | L | 37-86 |
| 12/08 SIU Edwardsville | L | 53-55 |
| 01/09 Central Missouri | L | 32-90 |
| 01/11 Northwest Missouri | L | 34-100 |
| 01/14 Wichita State | L | 35-81 |
| 01/17 William Woods | L | 46-69 |
| 01/19 Purdue | L | 30-61 |
| 01/21 Central Michigan | L | 25-80 |
| 01/23 Saint Louis | L | 52-74 |
| 01/26 Southwest Missouri | L | 48-88 |
| 01/27 Illinois State | L | 44-83 |
| 01/31 Southeast Missouri | L | 46-63 |
| 02/03 Western Illinois | L | 21-80 |
| 02/07 Missouri | L | 24-121 |
| 02/10 Eastern Illinois | L | 37-72 |
| 02/11 Wisconsin-Oshkosh | L | 30-77 |
| 02/11 Western Kentucky | L | 42-91 |
| 02/16 Principia | W | 64-53 |
| 02/24 Belleville | L | 42-55 |
| 02/25 Meramec | L | 66-91 |

1978-79 (5-19)

Head Coach: Carol Gomes

| | | |
|--------------------------|---|-------|
| 11/27 Evangel | W | 73-53 |
| 12/01 Washington (Mo.) | W | 83-32 |
| 12/02 Culver-Stockton | L | 64-79 |
| 12/11 Saint Louis | L | 71-72 |
| 01/05 Emporia State | L | 53-72 |
| 01/15 Saint Louis | L | 57-72 |
| 01/17 Eastern Illinois | L | 40-68 |
| 01/19 Tarkio | L | 71-77 |
| 01/20 Truman | L | 62-76 |
| 01/22 Lincoln | W | 57-47 |
| 01/23 Southeast Missouri | L | 58-67 |
| 01/26 Kansas Newman | L | 71-75 |
| 01/27 Wichita State | L | 55-72 |
| 01/31 Culver-Stockton | L | 47-61 |
| 02/02 Northern Illinois | L | 64-74 |
| 02/06 Missouri-Rolla | L | 44-71 |
| 02/09 William Woods | L | 51-56 |
| 02/12 Principia | W | 79-32 |
| 02/14 William Woods | L | 37-80 |
| 02/16 Truman | L | 58-71 |
| 02/17 Lincoln | L | 40-59 |
| 02/22 Lincoln | L | 50-57 |
| 02/23 Truman | L | 57-67 |
| 02/24 Missouri Western | L | 57-74 |

1979-80 (13-20)

Head Coach: Joe Sanchez

| | | |
|-----------------------------|---|-------|
| 11/23 Baker | W | 63-49 |
| 11/24 St. Mary's | L | 63-67 |
| 11/28 Quincy | L | 53-63 |
| 11/30 St. Francis | L | 54-56 |
| 11/30 Northeastern Illinois | W | 57-30 |
| 12/01 Bradley | L | 60-67 |
| 12/05 SIU Edwardsville | W | 92-40 |
| 12/07 Truman | L | 60-68 |
| 12/08 Washington (Mo.) | W | 69-34 |

| | | |
|--------------------------|---|--------|
| 12/11 Northern Illinois | L | 61-86 |
| 12/21 Pittsburg State | W | 73-71 |
| 01/02 Chicago State | W | 95-28 |
| 01/04 Nebraska Wesleyan | W | 71-50 |
| 01/04 Missouri Southern | L | 60-79 |
| 01/04 Emporia State | L | 77-83 |
| 01/05 Baker | W | 56-55 |
| 01/09 Culver-Stockton | L | 68-70 |
| 01/12 MacMurray | W | 110-42 |
| 01/15 Saint Louis | L | 65-73 |
| 01/18 Lincoln | L | 67-87 |
| 01/21 Southeast Missouri | L | 53-56 |
| 01/23 Missouri-Rolla | L | 61-76 |
| 01/25 Southwest Baptist | W | 88-79 |
| 01/28 Principia | W | 97-31 |
| 01/30 Southeast Missouri | W | 62-35 |
| 02/02 William Woods | L | 52-64 |
| 02/05 Saint Louis | L | 56-63 |
| 02/08 Lincoln | L | 65-83 |
| 02/09 Culver-Stockton | L | 75-79 |
| 02/13 SIU Edwardsville | W | 69-44 |
| 02/16 William Woods | L | 55-58 |
| 02/21 Fort Hays State | L | 65-72 |

1980-81 (22-13)

Head Coach: Joe Sanchez

| | | |
|-----------------------------|---|--------|
| 11/11 Harris-Stowe | W | 101-40 |
| 11/28 Missouri-Rolla | W | 71-46 |
| 11/29 Nebraska-Omaha | L | 50-70 |
| 11/30 Washington (Mo.) | W | 106-34 |
| 12/03 Purdue | W | 73-56 |
| 12/05 Chicago State | W | 106-71 |
| 12/06 St. Francis | L | 63-64 |
| 12/07 Bradley | L | 58-60 |
| 12/10 MacMurray | W | 87-32 |
| 12/19 Xavier | W | 84-45 |
| 12/19 Lewis | L | 65-75 |
| 12/20 Shaw | W | 68-41 |
| 01/02 Northeastern Illinois | W | 84-58 |
| 01/02 Chicago State | W | 83-49 |
| 01/03 Emporia State | W | 63-62 |
| 01/04 William Penn | L | 38-65 |
| 01/08 Tennessee-Martin | L | 55-68 |
| 01/14 Saint Louis | W | 58-44 |
| 01/16 Quincy | W | 86-59 |
| 01/17 Southwest Baptist | W | 84-62 |
| 01/21 Southeast Missouri | L | 66-83 |
| 01/24 Evangel | L | 57-59 |
| 01/28 SIU Edwardsville | W | 62-57 |
| 01/31 William Woods | L | 53-56 |
| 02/03 Lincoln | W | 58-56 |
| 02/04 UMKC | W | 100-41 |
| 02/07 Missouri-Rolla | W | 65-36 |
| 02/12 Culver-Stockton | W | 70-56 |
| 02/13 Lincoln | L | 57-81 |
| 02/18 Southeast Missouri | W | 70-47 |
| 02/20 William Woods | W | 54-50 |
| 02/24 Missouri | L | 39-63 |
| 02/26 Evangel | W | 65-55 |
| 02/27 Southwest Missouri | L | 66-81 |
| 02/28 William Woods | L | 42-43 |

1981-82 (14-19)

Head Coach: Mike Larson

| | | |
|------------------------------|---|--------|
| 11/23 Mississippi | L | 72-86 |
| 11/27 SIU Edwardsville | L | 56-74 |
| 11/27 Harris-Stowe | W | 99-19 |
| 11/28 Southeast Missouri | W | 72-69 |
| 12/04 Bradley | L | 82-99 |
| 12/05 SIU Edwardsville | W | 72-64 |
| 12/06 St. Francis | W | 77-70 |
| 12/09 Southeast Missouri | L | 65-80 |
| 12/12 Evagel | L | 64-66 |
| 12/29 Northeastern Illinois | W | 72-59 |
| 12/30 Harris-Stowe | W | 120-23 |
| 01/06 Lincoln | W | 84-67 |
| 01/09 Eastern Illinois | L | 55-88 |
| 01/10 Indiana State | W | 74-70 |
| 01/12 Culver-Stockton | W | 73-48 |
| 01/15 McKendree | W | 87-54 |
| 01/16 Harris-Stowe | W | 116-25 |
| 01/18 Central Missouri | L | 61-79 |
| 01/20 Saint Louis | L | 59-75 |
| 01/23 Evansville | L | 59-69 |
| 01/29 UMKC | L | 70-89 |
| 01/30 Truman | L | 48-69 |
| 02/05 Southeast Missouri | L | 63-70 |
| 02/06 Missouri-Rolla | W | 78-60 |
| 02/10 Lincoln | L | 89-91 |
| 02/12 Southern Illinois | L | 69-80 |
| 02/13 Evangel | L | 61-62 |
| 02/15 Missouri-Rolla | W | 72-59 |
| 02/17 SIU Edwardsville | L | 77-79 |
| 02/20 National Col. of Educ. | L | 69-71 |
| 02/25 Evangel | W | 60-44 |
| 02/26 Southeast Missouri | L | 45-56 |
| 02/27 Southwest Missouri | L | 56-77 |

1982-83 (10-15)

Head Coach: Mike Larson

| | | |
|-----------------------------|---|--------|
| 11/23 Culver-Stockton | W | 71-67 |
| 11/26 Indiana State | L | 75-83 |
| 11/26 Wisconsin-Green Bay | L | 58-75 |
| 12/29 Indiana State | W | 86-51 |
| 12/03 Chicago State | W | 92-77 |
| 12/04 Northeastern Illinois | W | 88-64 |
| 12/05 Eastern Illinois | L | 62-93 |
| 12/11 SIU Edwardsville | W | 75-62 |
| 12/21 Evansville | L | 80-89 |
| 01/09 Arkansas State | L | 62-66 |
| 01/10 Mississippi | L | 46-109 |
| 01/12 Southeast Missouri | L | 61-74 |
| 01/15 Central Missouri | L | 52-65 |
| 01/19 Missouri-Rolla | W | 67-46 |
| 01/21 Ozarks | W | 64-40 |
| 01/26 Lincoln | L | 46-60 |
| 01/29 Northwest Missouri | L | 62-64 |
| 02/02 Truman | L | 66-78 |
| 02/05 Central Missouri | L | 62-80 |
| 02/09 Missouri-Rolla | W | 89-54 |
| 02/12 Saint Louis | W | 82-69 |
| 02/16 Lincoln | L | 63-64 |
| 02/19 Northwest Missouri | L | 63-74 |
| 02/23 Truman | W | 81-66 |
| 02/26 Southeast Missouri | L | 60-96 |

1983-84 (10-17)

Head Coach: Mike Larson

| | | | |
|-------|-----------------------|---|-------|
| 11/19 | Culver-Stockton | W | 76-72 |
| 11/25 | Indiana State | W | 60-57 |
| 11/26 | Southwest Missouri | L | 47-85 |
| 11/29 | SIU Edwardsville | L | 58-68 |
| 12/03 | Saint Louis | W | 68-64 |
| 12/09 | Ozarks | L | 50-59 |
| 12/10 | William Woods | L | 71-79 |
| 12/21 | Northeastern Illinois | L | 51-63 |
| 01/04 | Tampa | W | 70-58 |
| 01/05 | Florida Southern | L | 58-60 |
| 01/06 | Rollins | W | 82-68 |
| 01/07 | West Georgia | L | 74-78 |
| 01/11 | Southeast Missouri | L | 61-90 |
| 01/14 | Central Missouri | L | 45-78 |
| 01/18 | Missouri-Rolla | W | 73-63 |
| 01/23 | McKendree | W | 88-75 |
| 01/25 | Lincoln | L | 48-53 |
| 01/28 | Northwest Missouri | L | 52-94 |
| 02/01 | Truman | W | 72-68 |
| 02/04 | Central Missouri | L | 58-69 |
| 02/06 | Quincy | L | 63-68 |
| 02/08 | Missouri-Rolla | L | 71-79 |
| 02/11 | Saint Louis | W | 65-64 |
| 02/15 | Lincoln | L | 54-55 |
| 02/18 | Northwest Missouri | L | 62-67 |
| 02/22 | Truman | W | 62-57 |
| 02/25 | Southeast Missouri | L | 66-83 |

1984-85 (8-19)

Head Coach: Mike Larson

| | | |
|-----------------------|---|-------|
| McKendree | W | 74-66 |
| Culver-Stockton | L | 70-87 |
| Central College | L | 64-68 |
| Missouri Western | L | 62-85 |
| William Woods | L | 42-55 |
| Quincy | L | 57-74 |
| Northeastern Illinois | L | 43-50 |
| Rockford | W | 82-49 |
| Eckerd | W | 66-47 |
| St. Leo | W | 65-62 |
| Florida Southern | L | 51-64 |
| Truman | W | 58-51 |
| Lincoln | L | 63-65 |
| SIU Edwardsville | L | 50-58 |
| Missouri-Rolla | W | 69-55 |
| Northwest Missouri | L | 65-75 |
| Southeast Missouri | L | 59-69 |
| Central Missouri | L | 43-81 |
| McKendree | W | 58-40 |
| Saint Louis | L | 52-61 |
| Truman | W | 73-65 |
| Missouri-Rolla | L | 51-57 |
| Lincoln | L | 53-59 |
| Southeast Missouri | L | 64-69 |
| Northwest Missouri | L | 70-85 |
| SIU Edwardsville | L | 59-60 |
| Central Missouri | L | 67-75 |

1985-86 (15-13)

Head Coach: Mike Larson

| | | | |
|-------|------------------|---|-------|
| 11/23 | Culver-Stockton | W | 74-66 |
| 11/26 | Maryville | W | 77-61 |
| 11/29 | St. Francis | W | 73-57 |
| 11/30 | McKendree | W | 83-63 |
| 12/03 | William Woods | W | 69-60 |
| 12/07 | Missouri Western | L | 76-78 |
| 12/19 | Southern Indiana | L | 79-87 |

| | | | |
|-------|-----------------------|---|--------|
| 01/03 | Northeastern Illinois | W | 113-35 |
| 01/04 | Illinois-Chicago | L | 67-72 |
| 01/06 | Abilene Christian | L | 77-94 |
| 01/08 | Truman | L | 65-70 |
| 01/11 | Lincoln | L | 71-72 |
| 01/13 | McKendree | W | 83-46 |
| 01/15 | Missouri-Rolla | W | 74-58 |
| 01/18 | Northwest Missouri | W | 72-69 |
| 01/22 | Southeast Missouri | L | 66-70 |
| 01/25 | Central Missouri | L | 59-69 |
| 01/27 | SIU Edwardsville | L | 65-59 |
| 01/29 | Washington (Mo.) | W | 100-67 |
| 02/01 | Truman | W | 75-72 |
| 02/03 | Saint Louis | W | 70-52 |
| 02/05 | Missouri-Rolla | W | 75-68 |
| 02/08 | Lincoln | W | 72-57 |
| 02/12 | Southeast Missouri | L | 56-84 |
| 02/15 | Northwest Missouri | W | 82-69 |
| 02/19 | SIU Edwardsville | W | 82-73 |
| 02/22 | Central Missouri | L | 66-74 |
| 02/27 | Central Missouri# | L | 62-92 |

MIAA Tournament

1986-87 (12-16)

Head Coach: Mike Larson

| | | | |
|-------|--------------------|---|-------|
| 11/21 | Quincy | W | 73-72 |
| 11/22 | Evangel | W | 80-78 |
| 11/26 | Marymount | W | 86-85 |
| 11/29 | Evansville | L | 71-79 |
| 12/01 | Southern Indiana | W | 73-70 |
| 12/03 | North Central | W | 80-53 |
| 12/04 | Hawaii | L | 66-99 |
| 12/06 | North Central | L | 57-62 |
| 12/13 | Harris-Stowe | W | 85-63 |
| 12/18 | McKendree | L | 82-83 |
| 01/05 | Arkansas State | L | 73-92 |
| 01/07 | Truman | L | 66-72 |
| 01/10 | Lincoln | W | 78-66 |
| 01/12 | Eureka | W | 84-59 |
| 01/14 | Missouri-Rolla | L | 64-89 |
| 01/17 | Northwest Missouri | W | 79-57 |
| 01/21 | Southeast Missouri | L | 64-83 |
| 01/24 | Central Missouri | L | 73-88 |
| 01/26 | Washington (Mo.) | W | 72-60 |
| 01/28 | Southwest Baptist | L | 61-69 |
| 01/31 | Truman | L | 64-76 |
| 02/02 | Culver-Stockton | W | 89-79 |
| 02/04 | Missouri-Rolla | L | 66-73 |
| 02/07 | Lincoln | W | 81-67 |
| 02/11 | Southeast Missouri | L | 55-72 |
| 02/14 | Northwest Missouri | L | 66-74 |
| 02/18 | Southwest Baptist | L | 64-65 |
| 02/21 | Central Missouri | L | 62-83 |

1987-88 (12-15)

Head Coach: Mike Larson

| | | | |
|-------|-------------------|---|--------|
| 11/20 | McKendree | W | 109-69 |
| 11/21 | Evangel | W | 82-71 |
| 11/23 | Washburn | L | 58-76 |
| 11/27 | Culver-Stockton | L | 72-74 |
| 11/28 | Marymount | W | 82-61 |
| 12/01 | Maryville | W | 77-41 |
| 12/04 | Southern Indiana | L | 61-67 |
| 12/05 | Evansville | L | 62-100 |
| 12/12 | Washington (Mo.) | L | 54-68 |
| 12/17 | McKendree | W | 82-66 |
| 01/06 | SIU Edwardsville | L | 66-80 |
| 01/09 | Southwest Baptist | W | 66-54 |

| | | | |
|-------|--------------------|---|-------|
| 01/13 | Truman | W | 57-51 |
| 01/16 | Lincoln | W | 78-67 |
| 01/20 | Missouri-Rolla | L | 53-68 |
| 01/23 | Northwest Missouri | L | 70-83 |
| 01/27 | Southeast Missouri | L | 64-70 |
| 01/30 | Central Missouri | L | 49-80 |
| 02/03 | Southwest Baptist | W | 64-61 |
| 02/06 | Truman | L | 55-73 |
| 02/08 | Quincy | W | 63-58 |
| 02/10 | Missouri-Rolla | L | 65-76 |
| 02/13 | Lincoln | W | 69-62 |
| 02/17 | Southeast Missouri | L | 44-77 |
| 02/20 | Northwest Missouri | L | 72-75 |
| 02/22 | Chicago State | W | 84-64 |
| 02/27 | Central Missouri | L | 69-90 |

1988-89 (16-11)

Head Coach: Mike Larson

| | | | |
|-------|--------------------|---|--------|
| 11/20 | Washburn | L | 71-78 |
| 11/22 | Lindenwood | W | 87-60 |
| 11/28 | Culver-Stockton | W | 70-55 |
| 12/01 | Southern Indiana | W | 79-76 |
| 12/07 | McKendree | W | 105-57 |
| 12/10 | SIU Edwardsville | W | 81-76 |
| 12/17 | Washington (Mo.) | W | 67-65 |
| 01/03 | Tampa | W | 71-62 |
| 01/05 | Purdue-Calumet | W | 74-66 |
| 01/06 | St. Leo | W | 89-73 |
| 01/11 | Truman | W | 79-60 |
| 01/14 | Lincoln | W | 75-70 |
| 01/16 | Eureka | W | 79-59 |
| 01/18 | Missouri-Rolla | L | 68-83 |
| 01/21 | Northwest Missouri | W | 102-85 |
| 01/23 | SIU Edwardsville | L | 75-82 |
| 01/25 | Southeast Missouri | L | 60-80 |
| 01/28 | Central Missouri | L | 74-99 |
| 02/01 | Southwest Baptist | W | 75-68 |
| 02/04 | Truman | W | 99-58 |
| 02/08 | Missouri-Rolla | L | 60-73 |
| 02/11 | Lincoln | L | 75-85 |
| 02/13 | McKendree | W | 85-62 |
| 02/15 | Southeast Missouri | L | 52-76 |
| 02/18 | Northwest Missouri | L | 77-79 |
| 02/21 | Southwest Baptist | L | 65-70 |
| 02/25 | Central Missouri | L | 57-80 |

1989-90 (9-18)

Head Coach: Bobbi Morse

| | | | |
|-------|--------------------|---|---------|
| 12/21 | McKendree | W | 104-76 |
| 12/28 | Quincy | L | 89-99 |
| 12/01 | Southern Indiana | W | 78-69 |
| 12/02 | Kentucky Wesleyan | L | 81-90 |
| 12/06 | SIU Edwardsville | L | 84-94 |
| 12/09 | McKendree | W | 107-61 |
| 12/16 | Washington (Mo.) | W | 71-56 |
| 01/03 | Barry | L | 74-104 |
| 01/05 | Lowell | L | 97-104 |
| 01/06 | Concordia | W | 100-40 |
| 01/08 | Missouri Western | L | 82-114 |
| 01/10 | Southeast Missouri | L | 63-89 |
| 01/13 | Truman | L | 106-109 |
| 01/17 | Missouri-Rolla | L | 61-79 |
| 01/20 | Lincoln | W | 96-78 |
| 01/22 | SIU Edwardsville | W | 99-94 |
| 01/24 | Southwest Baptist | W | 86-84 |
| 01/27 | Missouri Southern | L | 80-82 |
| 01/31 | Southeast Missouri | L | 73-87 |
| 02/03 | Pittsburg State | L | 80-83 |

| | | | |
|-------|--------------------|---|--------|
| 02/07 | Missouri-Rolla | L | 67-108 |
| 02/10 | Central Missouri | L | 52-64 |
| 02/12 | Northwest Missouri | L | 43-62 |
| 02/15 | Southwest Baptist | L | 64-81 |
| 02/17 | Missouri Southern | L | 73-89 |
| 02/21 | Pittsburg State | W | 80-77 |
| 02/24 | Washburn | L | 67-87 |

1990-91 (13-14)

Head Coach: Bobbi Morse

| | | | |
|-------|---------------------|---|---------|
| 12/17 | McKendree | W | 108-90 |
| 12/27 | SIU Edwardsville | W | 92-91 |
| 12/01 | St. Joseph's | L | 92-122 |
| 12/02 | Wis.-Parkside | W | 95-91 |
| 12/09 | Kentucky Wesleyan | W | 90-64 |
| 12/15 | Washington (Mo.) | W | 75-72 |
| 12/29 | Texas Women's Univ. | W | 81-77 |
| 12/31 | East Texas State | L | 89-106 |
| 01/07 | Missouri Western | W | 74-68 |
| 01/09 | Southeast Missouri | L | 67-91 |
| 01/12 | Truman | L | 105-109 |
| 01/14 | McKendree | W | 109-90 |
| 01/16 | Missouri-Rolla | L | 73-84 |
| 01/19 | Lincoln | W | 105-81 |
| 01/22 | Southwest Baptist | L | 68-75 |
| 01/26 | Missouri Southern | L | 74-80 |
| 01/30 | Southeast Missouri | L | 38-78 |
| 02/02 | Pittsburg State | L | 74-81 |
| 02/04 | Quincy | L | 86-98 |
| 02/06 | Missouri-Rolla | W | 84-83 |
| 02/09 | Central Missouri | L | 88-98 |
| 02/11 | Northwest Missouri | L | 73-75 |
| 02/13 | Southwest Baptist | W | 84-79 |
| 02/16 | Missouri Southern | W | 89-88 |
| 02/18 | Pittsburg State | W | 82-76 |
| 02/23 | Washburn | L | 86-120 |
| 02/26 | Central Missouri* | L | 90-112 |

MIAA Tournament

1991-92 (10-18)

Head Coach: Bobbi Morse

| | | | |
|-------|----------------------|---|--------|
| 11/23 | Lake Superior State | W | 80-71 |
| 11/24 | Bellarmino | L | 82-102 |
| 12/05 | Blackburn | W | 95-63 |
| 12/10 | UMKC | L | 46-79 |
| 12/12 | Denver | L | 88-107 |
| 12/14 | Washington (Mo.) | L | 91-101 |
| 12/30 | Chapman | L | 85-105 |
| 12/31 | Cal.-Dominguez Hills | L | 73-74 |
| 01/02 | California State-LA | L | 85-86 |
| 01/08 | Lincoln | W | 95-71 |
| 01/11 | Truman | W | 83-58 |
| 01/13 | SIU Edwardsville | L | 77-78 |
| 01/15 | Missouri-Rolla | W | 77-69 |
| 01/18 | Emporia State | W | 77-73 |
| 01/23 | Southwest Baptist | L | 74-82 |
| 01/25 | Missouri Southern | L | 83-93 |
| 01/27 | Quincy | W | 93-77 |
| 01/29 | Lincoln | W | 118-73 |
| 02/01 | Pittsburg State | L | 66-77 |
| 02/05 | Missouri-Rolla | L | 62-82 |
| 02/08 | Central Missouri | L | 75-96 |
| 02/12 | Southwest Baptist | W | 65-55 |
| 02/15 | Missouri Southern | L | 85-88 |
| 02/17 | Pittsburg State | L | 55-65 |

UMSLWOMEN'S BASKETBALL

| | | | |
|-------|--------------------|---|-------|
| 02/22 | Washburn | L | 69-94 |
| 02/26 | Northwest Missouri | L | 72-79 |
| 02/29 | Pittsburg Western | W | 73-68 |
| 03/03 | Pittsburg State# | L | 53-79 |

MIAA Tournament

1992-93 (9-17)

Head Coach: Bobbi Morse

| | | | |
|-------|---------------------|---|-------|
| 11/21 | Missouri Baptist | W | 73-53 |
| 11/24 | SIU Edwardsville | W | 76-75 |
| 11/28 | Franklin | W | 68-62 |
| 12/01 | Harris-Stowe | W | 78-42 |
| 12/04 | Lake Superior State | L | 63-85 |
| 12/05 | IUPU-Fort Wayne | W | 60-56 |
| 12/08 | Southeast Missouri | L | 58-81 |
| 12/12 | Washington (Mo.) | L | 68-70 |
| 01/06 | Lincoln | W | 73-48 |
| 01/09 | Truman | W | 67-49 |
| 01/13 | Missouri-Rolla | L | 73-83 |
| 01/16 | Emporia State | L | 66-87 |
| 01/20 | Southwest Baptist | L | 63-78 |
| 01/23 | Missouri Southern | L | 56-82 |
| 01/25 | Quincy | L | 75-94 |
| 01/27 | Lincoln | W | 77-70 |
| 01/30 | Pittsburg State | L | 54-65 |
| 02/03 | Missouri-Rolla | W | 56-54 |
| 02/06 | Central Missouri | L | 57-69 |
| 02/11 | Southwest Baptist | L | 55-57 |
| 02/13 | Missouri Southern | L | 65-76 |
| 02/15 | Pittsburg State | L | 50-91 |
| 02/20 | Washburn | L | 54-81 |
| 02/22 | SIU Edwardsville | L | 60-77 |
| 02/24 | Northwest Missouri | L | 84-85 |
| 02/27 | Missouri Western | L | 61-69 |

1993-94 (16-14)

Head Coach: Jim Coen

| | | | |
|-------|--------------------|---|--------|
| 11/19 | Harris-Stowe | W | 77-43 |
| 11/20 | Illinois College | W | 91-74 |
| 11/26 | Alaska-Fairbanks | W | 81-74 |
| 11/27 | Alaska-Fairbanks | W | 69-67 |
| 11/29 | Alaska-Anchorage | L | 74-80 |
| 11/30 | Alaska-Anchorage | L | 55-68 |
| 12/04 | Missouri Baptist | W | 101-72 |
| 12/07 | Southern Indiana | L | 73-90 |
| 12/11 | Washington (Mo.) | W | 80-76 |
| 12/18 | SIU Edwardsville | L | 61-80 |
| 01/01 | Kansas State | L | 44-78 |
| 01/03 | St. Thomas Aquinas | W | 95-52 |
| 01/05 | Truman | W | 72-60 |
| 01/08 | Washburn | L | 66-69 |
| 01/12 | Southwest Baptist | W | 80-68 |
| 01/15 | Missouri-Rolla | L | 62-84 |
| 01/19 | Northwest Missouri | W | 77-70 |
| 01/22 | Pittsburg State | L | 68-78 |
| 01/24 | Quincy | W | 77-59 |
| 01/26 | Lincoln | W | 81-61 |
| 01/29 | Missouri Western | L | 70-85 |
| 02/02 | Missouri Southern | L | 60-70 |
| 02/05 | Emporia State | W | 82-78 |
| 02/09 | Central Missouri | L | 72-89 |
| 02/12 | Washburn | L | 60-70 |
| 02/15 | Southwest Baptist | W | 87-72 |
| 02/19 | Missouri-Rolla | L | 73-76 |
| 02/23 | Northwest Missouri | W | 71-66 |
| 02/26 | Pittsburg State | W | 76-74 |
| 02/28 | Washburn# | L | 77-88 |

MIAA Tournament

1994-95 (7-19)

Head Coach: Jim Coen

| | | | |
|-------|--------------------|---|--------|
| 11/19 | Lewis | L | 65-70 |
| 11/25 | Mount Olive | W | 74-70 |
| 11/26 | Tampa | W | 86-83 |
| 12/01 | Missouri Baptist | W | 85-72 |
| 12/4 | Lindenwood | L | 65-72 |
| 12/7 | Harris-Stowe | W | 96-49 |
| 12/10 | Washington (Mo.) | W | 63-57 |
| 12/17 | SIU Edwardsville | L | 73-88 |
| 12/29 | Franklin | L | 66-85 |
| 01/05 | Emporia State | L | 66-90 |
| 01/07 | Washburn | L | 61-75 |
| 01/10 | Southwest Baptist | L | 56-83 |
| 01/14 | Missouri-Rolla | L | 76-84 |
| 01/18 | Northwest Missouri | W | 89-78 |
| 01/21 | Pittsburg State | L | 52-79 |
| 01/25 | Lincoln | W | 84-71 |
| 01/28 | Missouri Western | L | 60-100 |
| 01/30 | Quincy | L | 61-72 |
| 02/01 | Missouri Southern | L | 60-76 |
| 02/04 | Truman | L | 85-86 |
| 02/08 | Central Missouri | L | 52-75 |
| 02/11 | Washburn | L | 51-71 |
| 02/16 | Southwest Baptist | L | 80-86 |
| 02/18 | Missouri-Rolla | L | 62-94 |
| 02/22 | Northwest Missouri | L | 67-92 |
| 02/25 | Pittsburg State | L | 62-78 |

1995-96 (4-22)

Head Coach: Jim Coen

| | | | |
|-------|--------------------|---|--------|
| 11/17 | Southern Indiana | L | 74-90 |
| 11/21 | SIU Edwardsville | L | 68-85 |
| 11/24 | Fort Hays State | L | 65-70 |
| 11/25 | Tiekyo-Marycrest | L | 70-73 |
| 11/29 | Fontbonne | W | 90-54 |
| 12/02 | Arkansas State | L | 52-96 |
| 12/04 | Harris-Stowe | W | 97-74 |
| 12/09 | Washington (Mo.) | W | 79-76 |
| 12/16 | Missouri | L | 51-85 |
| 01/03 | Missouri Western | L | 76-99 |
| 01/06 | Southwest Baptist | L | 57-79 |
| 01/10 | Missouri-Rolla | L | 63-76 |
| 01/13 | Truman | L | 54-66 |
| 01/17 | Pittsburg State | L | 65-91 |
| 01/20 | Northwest Missouri | L | 66-68 |
| 01/24 | Missouri Southern | L | 75-86 |
| 01/27 | Lincoln | W | 73-67 |
| 02/01 | Washburn | L | 57-70 |
| 02/03 | Emporia State | L | 64-96 |
| 02/07 | Central Missouri | L | 55-85 |
| 02/10 | Southwest Baptist | L | 72-103 |
| 02/14 | Missouri-Rolla | L | 57-83 |
| 02/17 | Truman | L | 44-65 |
| 02/19 | Lindenwood | L | 50-53 |
| 02/21 | Pittsburg State | L | 62-95 |
| 02/24 | Northwest Missouri | L | 77-80 |

1996-97 (5-22, 2-18 GLVC)

Head Coach: Jim Coen

| | | | |
|-------|-------------------|---|-------|
| 11/23 | Fontbonne | W | 76-71 |
| 11/26 | Missouri Baptist | W | 68-66 |
| 11/30 | Southern Indiana* | L | 56-97 |
| 12/02 | Lindenwood | L | 59-64 |
| 12/07 | Lincoln | L | 75-78 |
| 12/10 | Harris-Stowe | W | 92-41 |
| 12/14 | Washington (Mo.) | L | 51-69 |

| | | | |
|-------|---------------------|---|--------|
| 12/21 | SIU Edwardsville* | L | 61-73 |
| 01/02 | IUPU-Fort Wayne* | L | 72-83 |
| 01/04 | St. Joseph's* | L | 72-79 |
| 01/09 | Quincy* | L | 69-83 |
| 01/11 | Indianapolis* | L | 51-77 |
| 01/16 | Lewis* | W | 75-67 |
| 01/18 | Wis.-Parkside* | L | 57-60 |
| 01/20 | Missouri | L | 44-84 |
| 01/23 | Kentucky Wesleyan* | L | 66-77 |
| 01/25 | Bellarmino* | L | 61-84 |
| 01/30 | SIU Edwardsville* | L | 54-68 |
| 02/01 | Southern Indiana* | L | 72-109 |
| 02/06 | St. Joseph's* | L | 61-76 |
| 02/08 | IUPU-Fort Wayne* | L | 61-73 |
| 02/13 | Quincy* | W | 66-64 |
| 02/15 | Northern Kentucky* | L | 47-67 |
| 02/20 | Wisconsin Parkside* | L | 76-79 |
| 02/22 | Lewis* | L | 64-72 |
| 02/27 | Bellarmino* | L | 86-91 |
| 03/01 | Kentucky Wesleyan* | L | 78-89 |

* - GLVC Game

1997-98 (14-12, 7-11 GLVC)

Head Coach: Shelly Ethridge

| | | | |
|-------|--------------------|---|--------|
| 11/25 | Missouri Baptist | W | 77-73 |
| 11/26 | Lindenwood | W | 74-68 |
| 12/01 | Lincoln | W | 79-62 |
| 12/04 | Bellarmino* | L | 73-75 |
| 12/06 | Kentucky Wesleyan* | W | 81-72 |
| 12/09 | Missouri-Rolla | W | 72-64 |
| 12/13 | Washington (Mo.) | W | 76-73 |
| 12/30 | Lindenwood | W | 84-66 |
| 01/02 | Lewis* | L | 57-77 |
| 01/04 | Wis.-Parkside* | W | 88-71 |
| 01/07 | Quincy* | W | 95-69 |
| 01/10 | SIU Edwardsville* | L | 64-76 |
| 01/13 | Rockhurst | L | 62-82 |
| 01/15 | Indianapolis* | W | 82-68 |
| 01/17 | Northern Kentucky* | L | 69-78 |
| 01/20 | Harris-Stowe | W | 106-45 |
| 01/22 | IUPU-Fort Wayne* | W | 82-72 |
| 01/24 | St. Joseph's* | L | 69-93 |
| 01/29 | Quincy* | W | 92-73 |
| 01/31 | Southern Indiana* | L | 76-84 |
| 02/05 | Wis.-Parkside* | W | 88-62 |
| 02/07 | Lewis* | L | 63-74 |
| 02/12 | Kentucky Wesleyan* | L | 78-81 |
| 02/14 | Bellarmino* | L | 60-76 |
| 02/19 | Southern Indiana* | L | 70-97 |
| 02/21 | SIU Edwardsville* | L | 64-79 |

* - GLVC Game

1998-99 (15-13, 13-9 GLVC)

Head Coach: Shelly Ethridge

| | | | |
|-------|--------------------|---|--------|
| 11/21 | Lincoln | W | 81-51 |
| 11/24 | Lindenwood | L | 69-73 |
| 11/28 | St. Joseph's* | L | 80-88 |
| 11/30 | IUPU-Fort Wayne* | W | 81-69 |
| 12/03 | Lewis* | L | 66-70 |
| 12/05 | Wis.-Parkside* | W | 74-58 |
| 12/12 | Quincy* | W | 83-72 |
| 12/18 | Washington (Mo.) | L | 54-73 |
| 12/30 | Rockhurst | L | 59-68 |
| 01/02 | Northern Kentucky* | W | 76-67 |
| 01/04 | Indianapolis* | W | 100-69 |
| 01/06 | Southern Indiana* | W | 74-64 |
| 01/11 | SIU Edwardsville* | L | 47-60 |
| 01/14 | Bellarmino* | L | 79-87 |

| | | | |
|-------|--------------------|---|---------|
| 01/16 | Kentucky Wesleyan* | L | 100-105 |
| 01/21 | Wis.-Parkside* | W | 83-54 |
| 01/23 | Lewis* | W | 77-69 |
| 01/28 | IUPU-Fort Wayne* | W | 101-86 |
| 01/30 | St. Joseph's* | W | 92-81 |
| 02/04 | Kentucky Wesleyan* | W | 92-70 |
| 02/06 | Bellarmino* | L | 82-92 |
| 02/09 | Quincy* | W | 83-78 |
| 02/11 | SIU Edwardsville* | L | 53-73 |
| 02/13 | Southern Indiana* | L | 79-90 |
| 02/18 | Indianapolis* | W | 91-60 |
| 02/20 | Northern Kentucky* | L | 57-74 |
| 02/24 | SIU Edwardsville# | W | 69-68 |
| 02/26 | Bellarmino# | L | 62-64 |

* - GLVC Game

- GLVC Tournament

1999-2000 (19-11, 14-6 GLVC)

Head Coach: Shelly Ethridge

| | | | |
|-------|-------------------------|---|--------|
| 11/19 | Chadron State | L | 62-63 |
| 11/20 | Science & Arts of Okla. | W | 75-69 |
| 11/29 | Lincoln | W | 102-72 |
| 12/02 | Kentucky Wesleyan* | L | 80-82 |
| 12/04 | Bellarmino* | W | 66-57 |
| 12/11 | Quincy* | W | 86-79 |
| 12/18 | Washington (Mo.) | L | 58-81 |
| 12/20 | Ferris State | L | 73-76 |
| 01/06 | Southern Indiana* | W | 82-74 |
| 01/08 | SIU Edwardsville* | W | 88-76 |
| 01/13 | Indianapolis* | W | 89-77 |
| 01/15 | Northern Kentucky* | L | 68-89 |
| 01/20 | Wis.-Parkside* | W | 90-83 |
| 01/22 | Lewis* | L | 81-90 |
| 01/25 | Rockhurst | W | 80-69 |
| 01/27 | St. Joseph's* | W | 81-77 |
| 01/29 | IUPU-Fort Wayne* | W | 87-75 |
| 02/03 | Bellarmino* | L | 80-95 |
| 02/05 | Kentucky Wesleyan* | W | 79-59 |
| 02/10 | Northern Kentucky* | L | 63-93 |
| 02/12 | Indianapolis* | W | 77-72 |
| 02/15 | Quincy* | W | 72-67 |
| 02/17 | Lewis* | L | 74-80 |
| 02/19 | Wis.-Parkside* | W | 74-51 |
| 02/24 | IUPU-Fort Wayne* | W | 83-82 |
| 02/26 | St. Joseph's* | W | 91-81 |
| 03/01 | Southern Indiana# | W | 62-57 |
| 03/03 | Indianapolis# | L | 69-70 |
| 03/09 | Ferris State^ | W | 90-77 |

* - GLVC Game

- GLVC Tournament

^ NCAA Great Lakes Regional

2000-01 (14-13, 10-10 GLVC)

Head Coach: Shelly Ethridge

| | | | |
|-------|--------------------|---|-------|
| 11/18 | Ferris State | L | 68-87 |
| 11/25 | Lincoln | W | 55-52 |
| 11/27 | Fontbonne | W | 97-55 |
| 11/30 | Kentucky Wesleyan* | L | 72-94 |
| 12/02 | Bellarmino* | L | 85-89 |
| 12/05 | Central Missouri | L | 75-79 |
| 12/09 | Quincy | W | 84-81 |
| 12/19 | Webster | W | 91-63 |
| 12/30 | Washburn | W | 59-51 |
| 12/03 | Lewis* | W | 60-59 |
| 01/06 | Wis.-Parkside* | W | 78-70 |
| 01/10 | SIU Edwardsville* | L | 51-67 |
| 01/15 | Southern Indiana* | L | 76-99 |
| 01/18 | St. Joseph's* | W | 78-68 |
| 01/20 | IUPU-Fort Wayne* | W | 64-57 |

| | | | |
|-------|--------------------|---|-------|
| 01/25 | Indianapolis* | W | 58-45 |
| 01/27 | Northern Kentucky* | L | 53-75 |
| 02/01 | Bellarmino* | W | 77-70 |
| 02/03 | Kentucky Wesleyan* | W | 82-72 |
| 02/08 | Southern Indiana* | L | 71-94 |
| 02/10 | SIU Edwardsville* | L | 52-55 |
| 02/13 | Quincy* | W | 84-72 |
| 02/15 | IUPUI-Fort Wayne* | L | 89-99 |
| 02/17 | St. Joseph's* | W | 81-70 |
| 02/22 | Northern Kentucky* | L | 63-84 |
| 02/24 | Indianapolis* | L | 57-71 |
| 02/28 | Bellarmino* | L | 61-95 |

* - GLVC Game

2001-02 (9-17, 6-14 GLVC)

Head Coach: Shelly Ethridge

| | | | |
|-------|---------------------|---|-------|
| 11/16 | Ohio Dominican | W | 72-50 |
| 11/20 | Christian Brother's | L | 46-59 |
| 11/24 | Southern Indiana* | L | 60-69 |
| 11/29 | SIU Edwardsville* | L | 67-72 |
| 12/01 | Lewis* | W | 71-51 |
| 12/03 | Washburn | W | 63-60 |
| 12/06 | St. Joseph's* | L | 93-97 |
| 12/08 | Indianapolis* | L | 40-59 |
| 12/20 | Lincoln | W | 69-41 |
| 12/29 | Central Missouri | L | 62-75 |
| 01/03 | Bellarmino* | W | 70-51 |
| 01/06 | Kentucky Wesleyan* | W | 83-59 |
| 01/08 | Drury | L | 56-81 |
| 01/12 | Quincy* | L | 68-75 |
| 01/17 | Lewis* | L | 63-83 |
| 01/19 | Wis.-Parkside* | L | 65-72 |
| 01/24 | Indianapolis* | L | 53-54 |
| 01/26 | Northern Kentucky* | L | 79-81 |
| 01/31 | Kentucky Wesleyan* | W | 79-69 |
| 02/02 | Southern Indiana* | L | 67-90 |
| 02/07 | Quincy* | L | 53-81 |
| 02/09 | SIU Edwardsville* | L | 50-64 |
| 02/14 | Wis.-Parkside* | L | 59-65 |
| 02/16 | St. Joseph's* | W | 75-69 |
| 02/21 | Northern Kentucky* | L | 74-87 |
| 02/23 | Bellarmino* | W | 76-61 |

* - GLVC Game

2002-03 (13-14, 7-13 GLVC)

Head Coach: Shelly Ethridge

| | | | |
|-------|----------------------|---|--------|
| 11/22 | Finlandia | W | 71-61 |
| 11/23 | Saginaw Valley State | W | 70-56 |
| 11/27 | Illinois-Springfield | W | 116-84 |
| 11/30 | Bellarmino* | L | 72-93 |
| 12/02 | Northern Kentucky* | L | 43-73 |
| 12/05 | St. Joseph's* | W | 83-59 |
| 12/07 | Wis.-Parkside* | L | 46-65 |
| 12/19 | Lincoln | W | 53-50 |
| 12/31 | Oakland City | W | 81-60 |
| 01/02 | SIU Edwardsville* | W | 75-69 |
| 01/04 | Quincy* | L | 55-75 |
| 01/09 | Southern Indiana* | L | 67-72 |
| 01/11 | Kentucky Wesleyan* | L | 72-75 |
| 01/16 | Northern Kentucky* | L | 62-82 |
| 01/18 | Indianapolis* | L | 58-85 |
| 01/23 | Wis.-Parkside* | L | 57-74 |
| 01/25 | Lewis* | W | 55-50 |
| 01/30 | Quincy* | L | 56-60 |
| 02/06 | Kentucky Wesleyan* | W | 72-54 |
| 02/08 | Bellarmino* | L | 76-82 |
| 02/13 | Indianapolis* | L | 49-56 |
| 02/15 | St. Joseph's* | L | 86-92 |

| | | | |
|-------|-------------------|---|-------|
| 02/20 | Lewis* | W | 75-67 |
| 02/22 | SIU Edwardsville* | W | 60-39 |
| 02/26 | Lincoln | W | 66-52 |
| 03/01 | Southern Indiana* | W | 78-63 |
| 03/05 | Indianapolis# | L | 53-68 |

* - GLVC Game

- GLVC Tournament

2003-04 (7-20, 4-16 GLVC)

Head Coach: Lee Buchanan

| | | | |
|-------|--------------------|---|--------|
| 11/15 | Lincoln | L | 44-63 |
| 11/21 | Central Missouri | L | 37-64 |
| 11/22 | Drury | L | 45-100 |
| 11/29 | Northern Kentucky* | L | 64-71 |
| 12/01 | Bellarmino* | L | 51-94 |
| 12/04 | Southern Indiana* | L | 57-81 |
| 12/09 | Pittsburg State | W | 69-64 |
| 12/13 | Harris-Stowe | W | 72-59 |
| 12/20 | Missouri-Rolla | W | 73-44 |
| 01/02 | SIU Edwardsville* | L | 48-51 |
| 01/04 | Lewis* | L | 56-58 |
| 01/08 | St. Joseph's* | L | 62-63 |
| 01/10 | Indianapolis* | L | 61-70 |
| 01/15 | Bellarmino* | L | 49-84 |
| 01/17 | Kentucky Wesleyan* | W | 71-55 |
| 01/20 | Drury | L | 47-90 |
| 01/24 | Quincy* | L | 46-83 |
| 01/29 | Lewis* | L | 65-76 |
| 01/31 | Wis.-Parkside* | L | 52-71 |
| 02/05 | Indianapolis* | L | 53-77 |
| 02/07 | Northern Kentucky* | W | 59-57 |
| 02/12 | Kentucky Wesleyan* | W | 46-45 |
| 02/14 | Southern Indiana* | L | 61-88 |
| 02/19 | Quincy* | L | 46-59 |
| 02/21 | SIU Edwardsville* | L | 54-80 |
| 02/26 | Wis.-Parkside* | L | 46-67 |
| 02/28 | St. Joseph's* | W | 79-62 |

* - GLVC Game

2004-05 (6-21, 2-18 GLVC)

Head Coach: Lee Buchanan

| | | | |
|-------|----------------------|---|-------|
| 11/15 | at Pittsburg State | L | 61-80 |
| 11/18 | McKendree | W | 66-62 |
| 11/23 | at Missouri-Rolla | L | 61-65 |
| 11/26 | St. Joseph's* | L | 59-69 |
| 11/28 | Wis.-Parkside* | L | 65-76 |
| 12/02 | at SIU Edwardsville* | L | 53-56 |
| 12/04 | at Quincy* | L | 44-56 |
| 12/08 | at Southern Indiana* | L | 60-83 |
| 12/20 | at Ky Wesleyan* | L | 68-84 |
| 12/30 | Harris-Stowe | W | 95-27 |
| 01/06 | Northern Kentucky* | L | 57-67 |
| 01/08 | Indianapolis* | W | 68-65 |
| 01/13 | at Wis.-Parkside* | L | 43-69 |
| 01/15 | at Lewis* | L | 58-69 |
| 01/20 | Quincy* | L | 57-79 |
| 01/22 | Rockhurst | W | 81-55 |
| 01/24 | at Oakland City | L | 50-62 |
| 01/27 | Kentucky Wesleyan* | W | 80-78 |
| 01/29 | Bellarmino* | L | 72-87 |
| 02/03 | at Indianapolis* | L | 77-88 |
| 02/05 | at St. Joseph's* | L | 61-70 |
| 02/10 | Lewis* | L | 48-78 |
| 02/12 | SIU Edwardsville* | L | 60-73 |
| 02/16 | Lincoln | W | 69-57 |
| 02/19 | Southern Indiana* | L | 78-82 |
| 02/24 | at Bellarmino* | L | 63-71 |
| 02/26 | at Northern Kentucky | L | 58-72 |

* - GLVC Game

2005-06 (16-12, 9-10 GLVC)

Head Coach: Lee Buchanan

| | | | |
|-------|------------------------|---|-------|
| 11/17 | Saginaw Valley St. | W | 65-58 |
| 11/18 | vs Lincoln Christian | W | 95-42 |
| 11/19 | at Maryville | W | 58-51 |
| 11/23 | at McKendree | W | 68-66 |
| 12/01 | Kentucky Wesleyan* | W | 64-56 |
| 12/03 | Southern Indiana* | L | 52-58 |
| 12/06 | at Oakland City | W | 82-74 |
| 12/10 | Missouri-Rolla* | L | 55-75 |
| 12/20 | at Harris-Stowe | W | 71-36 |
| 12/30 | Pittsburg State | L | 63-70 |
| 01/05 | at Lewis* | L | 67-78 |
| 01/07 | at Wis.-Parkside* | W | 67-52 |
| 01/12 | Northern Kentucky* | L | 57-66 |
| 01/14 | Bellarmino* | W | 68-66 |
| 01/19 | at SIU Edwardsville* | L | 40-69 |
| 01/21 | at Quincy* | L | 51-71 |
| 01/23 | Oakland City | W | 74-71 |
| 01/26 | Rockhurst* | W | 90-61 |
| 01/28 | Drury* | L | 54-83 |
| 02/02 | at Saint Joseph's* | L | 67-74 |
| 02/04 | at Indianapolis* | W | 69-61 |
| 02/09 | SIU Edwardsville* | W | 65-48 |
| 02/11 | Quincy | W | 62-42 |
| 02/16 | at Rockhurst* | W | 64-56 |
| 02/18 | Drury* | L | 47-84 |
| 2/21 | at Missouri-Rolla* | L | 52-53 |
| 02/25 | at Southern Indiana* | W | 61-56 |
| 03/02 | vs Northern Kentucky # | L | 62-72 |

* - GLVC Game

- GLVC Tournament

2006-07 (6-20, 2-17 GLVC)

Head Coach: Lee Buchanan

| | | | |
|-------|-----------------------|---|-------|
| 11/17 | at Pittsburg State | W | 75-65 |
| 11/18 | vs Southwest Baptist | L | 65-78 |
| 11/21 | McKendree | L | 68-75 |
| 11/25 | at Oakland City | W | 74-68 |
| 12/07 | at Drury* | L | 63-71 |
| 12/09 | at Rockhurst* | W | 70-73 |
| 12/29 | vs Hope | L | 74-82 |
| 12/30 | vs Hanover | W | 68-44 |
| 01/04 | Quincy* | W | 57-55 |
| 01/06 | SIU Edwardsville* | L | 48-66 |
| 01/08 | Indianapolis* | L | 61-69 |
| 01/11 | at Bellarmino* | L | 49-67 |
| 01/13 | at Northern Kentucky* | L | 44-67 |
| 01/18 | Lewis* | L | 45-56 |
| 01/20 | Wis.-Parkside* | L | 60-67 |
| 01/23 | Oakland City | W | 70-64 |
| 01/27 | at Missouri-Rolla* | L | 51-66 |
| 02/01 | at Southern Indiana* | L | 52-68 |
| 02/03 | at Kentucky Wesleyan* | L | 57-84 |
| 02/06 | Missouri-Rolla* | L | 74-77 |
| 02/08 | Southern Indiana* | L | 62-67 |
| 02/10 | Saint Joseph's* | W | 74-59 |
| 02/15 | Drury* | L | 52-75 |
| 02/17 | Rockhurst* | L | 67-82 |
| 02/22 | at Quincy* | L | 63-82 |
| 02/24 | at SIU Edwardsville | L | 71-68 |

* - GLVC Game

2007-08 (7-20, 4-15 GLVC)

Head Coach: Lisa Curliss-Taylor

| | | | |
|-------|-------------------|---|-------|
| 11/19 | at McKendree | L | 57-70 |
| 11/23 | vs Augustana | L | 46-66 |
| 11/24 | at Nebraska-Omaha | L | 46-60 |

| | | | |
|-------|-----------------------|---|-------|
| 11/29 | at Indianapolis* | L | 56-79 |
| 12/01 | at Saint Joseph's* | W | 81-47 |
| 12/04 | Washburn | L | 55-73 |
| 12/15 | at Grand Valley State | W | 53-50 |
| 12/17 | Harris-Stowe | L | 70-84 |
| 12/31 | at Oakland City | W | 81-69 |
| 01/03 | Southern Indiana* | L | 72-77 |
| 01/05 | Kentucky Wesleyan* | W | 68-63 |
| 01/12 | Missouri S&T* | L | 60-62 |
| 01/17 | at Lewis* | L | 69-81 |
| 01/19 | at Wis.-Parkside* | L | 72-76 |
| 01/24 | Northern Kentucky* | W | 56-51 |
| 01/26 | Bellarmino* | L | 73-84 |
| 01/31 | at Quincy* | L | 78-92 |
| 02/02 | at SIU Edwardsville* | L | 70-83 |
| 02/05 | Oakland City | W | 89-75 |
| 02/07 | Rockhurst* | L | 66-75 |
| 02/09 | Drury* | L | 68-71 |
| 02/14 | SIU Edwardsville* | L | 68-71 |
| 02/16 | Quincy* | L | 61-72 |
| 02/23 | at Rockhurst* | W | 78-73 |
| 02/24 | at Drury* | L | 52-72 |
| 02/26 | at Missouri S&T* | L | 49-79 |
| 03/01 | at Southern Indiana* | L | 68-78 |

* - GLVC Game

2008-09 (7-21, 3-14 GLVC)

Head Coach: Lisa Curliss-Taylor

| | | | |
|-------|------------------------|---|-----------|
| 11/15 | Missouri Baptist | W | 81-53 |
| 11/19 | at Washburn | L | 50-73 |
| 11/25 | NW Missouri State | L | 69-89 |
| 11/28 | at Arkansas-Monticello | L | (ot)70-78 |
| 11/29 | vs Ouachita Baptist | L | 65-94 |
| 12/4 | at Quincy* | L | 57-96 |
| 12/6 | Lewis* | L | 64-87 |
| 12/13 | Baptist Bible | W | 87-43 |
| 12/17 | vs BYU-Hawaii | L | 52-61 |
| 12/19 | vs Hawaii Pacific | L | 52-61 |
| 12/30 | Oakland City | W | 74-68 |
| 1/2 | Wis.-Parkside* | L | 62-80 |
| 1/4 | Saint Joseph's* | W | 86-61 |
| 1/8 | at Indianapolis* | L | 72-83 |
| 1/10 | at Northern Kentucky* | L | 31-75 |
| 1/15 | Bellarmino* | L | 64-75 |
| 1/18 | at Kentucky Wesleyan* | L | 50-61 |
| 1/22 | at Southern Indiana* | L | 73-92 |
| 1/29 | at Rockhurst* | L | 87-70 |
| 1/31 | at Drury* | L | 71-80 |
| 2/5 | Missouri S&T* | L | 59-69 |
| 2/7 | Quincy* | L | 66-80 |
| 2/10 | at Oakland City | L | 66-74 |
| 2/14 | Rockhurst* | W | 75-69 |
| 2/17 | at Lincoln | W | 64-60 |
| 2/19 | Southern Indiana* | L | (ot)74-83 |
| 2/21 | Drury* | L | 72-78 |
| 2/28 | at Missouri S&T* | L | 58-80 |

* - GLVC Game

2009-10 (12-17, 7-11 GLVC)

Head Coach: Lisa Curliss-Taylor

| | | | |
|-------|--------------------|---|-------|
| 11/16 | Lindenwood | W | 62-60 |
| 11/19 | McKendree | L | 63-65 |
| 11/24 | at NW Missouri St. | L | 57-66 |
| 11/27 | at Washburn | L | 51-99 |
| 11/28 | vs. Evangel | L | 65-79 |
| 12/3 | at Lewis* | L | 65-80 |
| 12/5 | at Wis.-Parkside* | L | 65-89 |
| 12/10 | Quincy | L | 73-78 |

UMSLWOMEN'S BASKETBALL

| | | | |
|-------|-----------------------|---|-------|
| 12/12 | Lincoln | W | 76-60 |
| 12/21 | Christian Brothers | W | 86-54 |
| 12/30 | at Missouri Baptist | W | 66-48 |
| 1/2 | at Maryville* | L | 72-81 |
| 1/4 | at Missouri S&T* | W | 83-75 |
| 1/7 | Northern Kentucky* | W | 78-75 |
| 1/9 | Indianapolis* | L | 61-89 |
| 1/14 | at Quincy* | L | 57-99 |
| 1/18 | Bellarmine* | W | 75-53 |
| 1/21 | St. Joseph's* | W | 81-65 |
| 1/23 | Illinois-Springfield* | W | 81-67 |
| 1/28 | Drury* | L | 65-81 |
| 1/30 | Rockhurst* | W | 71-51 |
| 2/4 | at Southern Indiana* | L | 66-75 |
| 2/6 | at Kentucky Wesleyan* | L | 74-83 |
| 2/11 | at Rockhurst* | L | 48-69 |
| 2/13 | at Drury* | L | 82-94 |
| 2/18 | Missouri S&T* | L | 56-69 |
| 2/20 | Maryville* | W | 85-77 |
| 2/27 | vs. St. Joseph's# | W | 85-73 |
| 2/28 | at Indianapolis# | L | 66-94 |

* - GLVC Game
- GLVC Tournament

2010-11 (10-17, 5-13 GLVC)

Head Coach: Lisa Curliss-Taylor

| | | | |
|-------|--------------------------|------------|-------|
| 11/12 | vs. Harris-Stowe | W | 86-55 |
| 11/13 | at Lincoln | W | 78-63 |
| 11/20 | at McKendree | W | 53-49 |
| 11/26 | at Rollins | L | 40-87 |
| 11/27 | vs. Florida Tech | L | 60-77 |
| 12/2 | Wis.-Parkside* | L | 56-75 |
| 12/4 | Lewis* | L | 45-92 |
| 12/8 | at Christian Brothers | W | 63-58 |
| 12/18 | at Quincy | L | 70-93 |
| 12/29 | Lindenwood (IL) | W | 82-45 |
| 1/2 | Missouri S&T* | L | 61-74 |
| 1/4 | Maryville* | W | 70-63 |
| 1/6 | at Indianapolis* | L | 61-80 |
| 1/8 | at Northern Kentucky* | L | 45-65 |
| 1/13 | at Bellarmine* | L | 74-79 |
| 1/17 | Quincy* | L | 67-87 |
| 1/20 | at Illinois-Springfield* | W | 82-74 |
| 1/22 | at Saint Joseph's* | L | 64-67 |
| 1/27 | at Rockhurst* | W | 62-43 |
| 1/29 | at Drury* | L | 55-86 |
| 2/3 | Kentucky Wesleyan* | L | 77-84 |
| 2/5 | Southern Indiana* | L | 56-72 |
| 2/10 | Drury* | L(ot)50-57 | |
| 2/12 | Rockhurst* | W | 75-53 |
| 2/17 | at Maryville* | W | 71-70 |
| 2/19 | at Missouri S&T* | L | 68-85 |
| 2/26 | at Quincy# | L | 74-93 |

* - GLVC Game
- GLVC Tournament

2011-12 (10-17, 5-13 GLVC)

Head Coach: Lisa Curliss-Taylor

| | | | |
|-------|-----------------------|---|--------|
| 11/11 | at St. Edward's | L | 79-88 |
| 11/12 | vs SE Oklahoma St. | W | 85-76 |
| 11/19 | McKendree | W | 70-62 |
| 11/26 | Christian Brothers | W | 55-37 |
| 12/1 | at Drury | L | 69-100 |
| 12/3 | at Missouri S&T | L | 54-67 |
| 12/10 | Missouri Baptist | W | 82-70 |
| 12/13 | at Saint Louis | L | 51-73 |
| 12/17 | Lincoln | L | 73-80 |
| 01/02 | Lindenwood-Belleville | W | 67-43 |

| | | | |
|-------|--------------------------|---|-------|
| 01/05 | Wisconsin-Parkside* | L | 43-69 |
| 01/07 | Lewis* | W | 66-49 |
| 1/12 | at Saint Joseph's* | L | 58-81 |
| 1/14 | at Indianapolis* | L | 56-77 |
| 01/16 | at Maryville* | L | 69-77 |
| 01/19 | William Jewell* | L | 43-59 |
| 01/21 | Rockhurst* | W | 45-43 |
| 1/26 | Quincy* | L | 57-75 |
| 01/28 | Illinois-Springfield* | W | 80-65 |
| 02/02 | at Rockhurst* | W | 71-50 |
| 2/4 | at William Jewell* | L | 54-62 |
| 02/11 | Missouri S&T* | L | 55-67 |
| 02/11 | Drury* | L | 65-79 |
| 02/16 | Quincy* | L | 57-80 |
| 02/18 | at Illinois-Springfield* | W | 74-64 |
| 02/23 | Maryville* | L | 59-75 |
| 02/26 | at Maryville# | L | 61-75 |

2012-13 (15-12, 10-8 GLVC)

Head Coach: Katie Vaughn

| | | | |
|-------|--------------------------|-------------|-------|
| 11/12 | Hannibal-LaGrange | W | 53-50 |
| 11/20 | at Christian Brothers | L | 55-56 |
| 11/27 | Missouri Baptist | W(ot)73-70 | |
| 12/1 | at Lindenwood | W | 67-62 |
| 12/5 | Maryville* | L | 64-73 |
| 12/17 | at Lincoln | L | 68-73 |
| 12/19 | Culver-Stockton | W | 78-61 |
| 12/28 | at Wayne State | L | 69-79 |
| 12/29 | vs. Northwood | W | 82-69 |
| 1/3 | at Southern Indiana* | L | 65-73 |
| 1/5 | at Kentucky Wesleyan* | L | 64-82 |
| 1/10 | Bellarmine* | W | 71-61 |
| 1/12 | McKendree* | W | 65-50 |
| 1/17 | at Rockhurst* | W | 70-46 |
| 1/19 | at William Jewell* | W | 46-41 |
| 1/24 | Missouri S&T* | L | 51-58 |
| 1/26 | Drury* | W | 58-56 |
| 1/31 | Quincy* | L | 42-47 |
| 2/2 | at Illinois-Springfield* | W | 60-55 |
| 2/7 | at Drury* | L | 65-68 |
| 2/9 | at Missouri S&T* | W(ot)68-64 | |
| 2/14 | William Jewell* | W | 71-69 |
| 2/16 | Rockhurst* | W(2ot)64-62 | |
| 2/21 | at Quincy* | W | 71-57 |
| 2/23 | Illinois-Springfield* | L | 63-73 |
| 2/28 | at Maryville* | L | 61-69 |
| 3/3 | at Missouri S&T# | L | 47-60 |

2013-14 (21-8, 13-5 GLVC)

Head Coach: Katie Vaughn

| | | | |
|-------|--------------------------|---|-------|
| 11/16 | Lindenwood | W | 70-58 |
| 11/22 | at Trevecca Nazarene | L | 67-71 |
| 11/23 | vs. Grand Valley State | W | 71-57 |
| 11/29 | Harris Stowe | W | 76-36 |
| 11/30 | Missouri Baptist | W | 86-47 |
| 12/7 | Maryville* | W | 69-35 |
| 12/18 | Culver Stockton | W | 87-33 |
| 12/21 | at Kentucky Wesleyan | W | 84-56 |
| 12/22 | vs. Davis & Elkins | W | 80-61 |
| 1/3 | at McKendree* | W | 69-63 |
| 1/5 | at Illinois Springfield* | W | 73-68 |
| 1/9 | Wisconsin-Parkside* | W | 74-50 |
| 1/11 | Lewis* | L | 60-67 |
| 1/16 | at Truman State* | L | 55-70 |

| | | | |
|------|----------------------|---|-------|
| 1/18 | Quincy* | L | 60-69 |
| 1/23 | at Drury* | L | 71-74 |
| 1/25 | at Missouri S&T* | W | 80-67 |
| 1/30 | William Jewell* | W | 78-63 |
| 2/1 | Rockhurst* | W | 60-57 |
| 2/6 | Saint Joseph's* | W | 88-62 |
| 2/8 | Indianapolis* | W | 85-64 |
| 2/13 | at Bellarmine* | W | 68-65 |
| 2/15 | at Southern Indiana* | L | 57-69 |
| 2/20 | at Quincy* | W | 79-62 |
| 2/22 | Truman State* | W | 80-76 |
| 2/27 | at Maryville* | W | 58-51 |
| 3/2 | Rockhurst# | W | 73-41 |
| 3/6 | vs. Indianapolis# | L | 74-78 |
| 3/14 | vs. Lewis\$ | L | 64-69 |

* - GLVC Game
- GLVC Tournament
\$ - NCAA Midwest Regional

2014-15 (14-14, 9-9 GLVC)

Head Coach: Katie Vaughn

| | | | |
|-------|------------------------|------------|-------|
| 11/14 | at UPR-Bayamon | L | 68-76 |
| 11/15 | vs. UPR-Rio Piedras | W | 67-30 |
| 11/21 | Lincoln | W | 72-57 |
| 11/22 | Minnesota State | W | 83-68 |
| 11/29 | Trevecca Nazarene | W | 62-47 |
| 12/13 | at Lindenwood | L | 78-79 |
| 12/20 | at Findlay | L | 66-72 |
| 12/21 | at Ohio Dominican | L | 57-67 |
| 1/2 | Illinois Springfield* | W | 54-34 |
| 1/4 | McKendree* | W | 66-57 |
| 1/8 | at Lewis* | L | 59-78 |
| 1/10 | at Wisconsin-Parkside* | L | 68-76 |
| 1/15 | Truman State* | W | 70-56 |
| 1/17 | at Quincy* | L | 73-80 |
| 1/19 | at Maryville* | L | 48-57 |
| 1/22 | Missouri S&T* | W | 74-49 |
| 1/24 | Drury* | L | 48-66 |
| 1/29 | at Rockhurst* | W | 60-47 |
| 1/31 | at William Jewell* | W | 69-49 |
| 2/5 | at Indianapolis* | W | 71-58 |
| 2/7 | at Saint Joseph's* | L | 53-54 |
| 2/12 | Southern Indiana* | L | 48-59 |
| 2/14 | Bellarmine* | W | 80-59 |
| 2/19 | Quincy* | W(ot)80-75 | |
| 2/21 | at Truman State* | L | 53-58 |
| 2/26 | Maryville* | L | 62-67 |
| 3/1 | Bellarmine# | W | 66-61 |
| 3/6 | vs. Southern Indiana# | L | 65-77 |

* - GLVC Game
- GLVC Tournament

2015-16 (14-14, 9-9 GLVC)

Head Coach: Katie Vaughn

| | | | |
|-------|--------------------------|-------------|-------|
| 11/14 | Georgetown College | W | 79-55 |
| 11/17 | Lindenwood | L | 67-68 |
| 11/20 | at Upper Iowa | L | 58-74 |
| 11/22 | at Minnesota St.-Mankato | W | 61-52 |
| 11/25 | at Kentucky Wesleyan | L | 68-74 |
| 11/28 | Findlay | W | 74-59 |
| 12/3 | Drury* | L | 65-74 |
| 12/5 | Missouri S&T* | L | 41-53 |
| 12/12 | Maryville* | W | 74-61 |
| 12/19 | at Missouri Valley | W | 63-33 |
| 1/2 | Truman State | W(2ot)61-60 | |
| 1/7 | at Saint Joseph's* | L | 71-75 |
| 1/9 | at Indianapolis* | L | 55-64 |
| 1/14 | Wis.-Parkside* | W | 67-61 |

| | | | |
|------|-----------------------|------------|-------|
| 1/16 | Lewis* | L | 45-59 |
| 1/21 | at Truman State* | L(ot)73-78 | |
| 1/23 | at Quincy* | L | 77-81 |
| 1/28 | William Jewell | L | 48-50 |
| 1/30 | Rockhurst* | L | 63-66 |
| 2/4 | McKendree* | W | 56-40 |
| 2/6 | Illinois Springfield* | W | 61-53 |
| 2/11 | at Bellarmine* | L | 47-68 |
| 2/13 | at Southern Indiana* | L | 69-76 |
| 2/18 | at Missouri S&T* | W | 72-48 |
| 2/20 | at Drury* | L | 59-73 |
| 2/25 | at Maryville* | W | 62-60 |
| 2/28 | at Truman State# | L | 51-59 |

* - GLVC Game
- GLVC Tournament
2016-17 (16-12, 10-8 GLVC)
Head Coach: Katie Vaughn

| | | | |
|-------|--------------------------|---|-------|
| 11/11 | at Trevecca Nazarene | W | 42-31 |
| 11/12 | vs. Kentucky Wesleyan | L | 66-72 |
| 11/18 | at Lincoln | W | 54-51 |
| 11/22 | PR-Mayaguez | W | 66-49 |
| 11/26 | Arkansas Tech | L | 54-63 |
| 12/1 | at Drury* | L | 58-72 |
| 12/3 | at Missouri S&T* | W | 68-65 |
| 12/10 | Kentucky Wesleyan | L | 58-62 |
| 12/19 | at Truman State | W | 80-70 |
| 12/31 | at Lindenwood | W | 61-54 |
| 1/5 | Indianapolis* | L | 65-76 |
| 1/7 | Saint Joseph's* | W | 54-53 |
| 1/12 | at Lewis* | L | 68-70 |
| 1/14 | at Wisconsin-Parkside* | L | 70-73 |
| 1/16 | at Maryville* | L | 50-62 |
| 1/19 | Quincy* | W | 57-47 |
| 1/21 | Truman State* | W | 67-58 |
| 1/26 | at Rockhurst* | L | 71-79 |
| 1/28 | at William Jewell* | L | 41-64 |
| 2/2 | at Illinois Springfield* | W | 77-73 |
| 2/4 | at McKendree* | W | 63-58 |
| 2/9 | Southern Indiana* | W | 65-59 |
| 2/11 | Bellarmine* | W | 58-57 |
| 2/16 | Missouri S&T* | W | 64-51 |
| 2/18 | Drury* | L | 53-64 |
| 2/23 | Maryville* | W | 79-45 |
| 2/26 | Saint Joseph's# | W | 58-43 |
| 3/3 | vs. Lewis# | L | 61-80 |

* - GLVC Game
- GLVC Tournament

2017-18 (21-6, 14-4 GLVC)

Head Coach: Katie Vaughn

| | | | |
|-------|--------------------------|------------|-------|
| 11/10 | Davenport | W(ot)75-67 | |
| 11/11 | Grand Valley State | L | 58-61 |
| 11/18 | at Kentucky State | W | 65-55 |
| 11/25 | Lincoln | W | 68-47 |
| 11/30 | at Drury* | L | 55-69 |
| 12/2 | at Truman State* | L | 66-71 |
| 12/7 | William Jewell* | W | 57-50 |
| 12/16 | at Culver Stockton | W | 68-30 |
| 12/19 | at Oakland City | W | 96-54 |
| 12/31 | Lindenwood | W | 74-69 |
| 1/4 | at Southern Indiana* | L | 65-70 |
| 1/11 | at Illinois Springfield* | L | 65-69 |
| 1/13 | McKendree* | W | 63-55 |
| 1/18 | Maryville* | W | 83-64 |
| 1/20 | at Quincy* | W | 80-60 |
| 1/25 | Rockhurst* | W | 78-68 |
| 1/27 | Bellarmine* | W | 72-61 |

| | | | | | | | |
|------|------------------------|---|-------|------|-----------------------|---|------------|
| 2/1 | at Lewis* | W | 66-63 | 2/8 | at Truman State* | L | 58-63 |
| 2/3 | at Wisconsin-Parkside* | W | 77-63 | 2/13 | at McKendree* | W | 79-73 (OT) |
| 2/8 | Indianapolis* | W | 79-63 | 2/15 | at Southern Indiana* | L | 54-64 |
| 2/10 | Missouri S&T* | W | 76-53 | 2/20 | William Jewell* | W | 85-83 |
| 2/15 | at McKendree* | W | 75-55 | 2/22 | Rockhurst* | W | 96-83 |
| 2/17 | Illinois Springfield* | W | 65-42 | 2/27 | Lewis* | W | 71-58 |
| 2/22 | Quincy* | W | 91-75 | 2/29 | Illinois Springfield* | W | 94-64 |
| 2/24 | at Maryville* | W | 70-64 | | | | |
| 3/1 | vs. Bellarmine# | W | 77-74 | | | | |
| 3/3 | vs. Drury# | L | 66-69 | | | | |

* - GLVC Game

- GLVC Tournament

2018-19 (12-15, 6-12 GLVC)

Head Coach: Katie Vaughn

| | | | |
|-------|--------------------------|---|-------|
| 11/9 | at Davenport | L | 58-69 |
| 11/10 | at Grand Valley State | L | 44-87 |
| 11/14 | at Lindenwood | L | 66-82 |
| 11/17 | Purdue Northwest | W | 88-62 |
| 11/19 | Southwest Baptist | W | 69-67 |
| 11/21 | Kentucky State | W | 76-58 |
| 11/29 | McKendree* | L | 55-72 |
| 12/1 | Illinois Springfield* | W | 82-54 |
| 12/7 | Christian Brothers | W | 75-57 |
| 12/9 | at UMKC (exhib.) | L | 63-92 |
| 12/19 | Oakland City | W | 86-38 |
| 12/30 | at Arkansas Tech | W | 64-55 |
| 1/3 | Bellarmino* | L | 50-54 |
| 1/5 | Southern Indiana* | L | 60-62 |
| 1/10 | at Illinois Springfield* | L | 58-68 |
| 1/13 | at McKendree* | W | 69-64 |
| 1/17 | at Truman State* | L | 61-66 |
| 1/19 | at Quincy* | L | 65-77 |
| 1/26 | Maryville* | W | 61-59 |
| 1/31 | Rockhurst* | W | 71-65 |
| 2/2 | William Jewell* | W | 68-60 |
| 2/7 | at Missouri S&T | L | 49-60 |
| 2/9 | at Drury* | L | 44-77 |
| 2/14 | at Lewis* | L | 61-84 |
| 2/16 | at Indianapolis* | L | 63-66 |
| 2/21 | Drury* | L | 37-79 |
| 2/23 | Missouri S&T* | W | 70-61 |
| 3/2 | at Maryville* | L | 69-82 |

* - GLVC game

2019-20 (16-13, 11-9 GLVC)

Head Coach: Katie Vaughn

| | | | |
|-------|--------------------------|---|------------|
| 11/8 | Grand Valley State | L | 44-78 |
| 11/9 | Davenport | W | 67-62 |
| 11/15 | at Purdue Northwest | W | 65-62 |
| 11/23 | at Kentucky Wesleyan | L | 34-58 |
| 11/29 | Newman | L | 58-62 |
| 11/30 | Lincoln | W | 79-61 |
| 12/3 | Lindenwood* | L | 70-78 (OT) |
| 12/16 | at Culver Stockton | L | 53-68 |
| 12/20 | at UPR-Bayamon | W | 60-32 |
| 12/21 | at UPR-Rico Mayaguez | W | 79-48 |
| 1/2 | Maryville* | L | 53-62 |
| 1/4 | Missouri S&T* | W | 67-56 |
| 1/9 | at Drury* | L | 58-91 |
| 1/11 | at Southwest Baptist* | L | 68-80 (OT) |
| 1/16 | at Bellarmine* | L | 52-70 |
| 1/18 | Indianapolis* | W | 81-71 |
| 1/20 | at Lindenwood* | L | 86-92 (OT) |
| 1/23 | at Illinois Springfield* | L | 48-60 |
| 1/25 | at Lewis* | W | 71-60 |
| 1/30 | Southern Indiana* | W | 72-64 |
| 2/1 | McKendree* | W | 77-53 |
| 2/6 | at Quincy* | W | 61-56 |

| | | | |
|------|-----------------------|---|------------|
| 2/8 | at Truman State* | L | 58-63 |
| 2/13 | at McKendree* | W | 79-73 (OT) |
| 2/15 | at Southern Indiana* | L | 54-64 |
| 2/20 | William Jewell* | W | 85-83 |
| 2/22 | Rockhurst* | W | 96-83 |
| 2/27 | Lewis* | W | 71-58 |
| 2/29 | Illinois Springfield* | W | 94-64 |

* - GLVC game

2020-21 (12-8, 11-7 GLVC)

Head Coach: Katie Vaughn

| | | | |
|-------|-----------------------|---|-------|
| 11/27 | Drury* | L | 67-84 |
| 12/3 | Quincy* | W | 76-68 |
| 12/5 | Truman State* | L | 65-71 |
| 12/18 | Lindenwood* | W | 68-51 |
| 12/20 | at McKendree* | W | 80-70 |
| 1/3 | at William Jewell* | W | 86-58 |
| 1/5 | at Lewis* | L | 85-87 |
| 1/9 | Indianapolis* | W | 75-57 |
| 1/12 | Southwest Baptist* | W | 77-58 |
| 1/16 | Illinois Springfield* | W | 85-56 |
| 1/19 | at Truman State* | L | 63-75 |
| 1/21 | at Quincy* | W | 70-49 |
| 1/26 | at Maryville* | L | 53-71 |
| 1/28 | William Jewell* | W | 53-51 |
| 1/30 | Rockhurst* | L | 51-57 |
| 2/11 | Missouri S&T* | W | 77-54 |
| 2/13 | Maryville* | L | 70-73 |
| 2/18 | at Lindenwood* | W | 74-70 |
| 3/3 | at Lewis# | W | 69-67 |
| 3/6 | at Drury# | L | 62-75 |

* - GLVC game

- GLVC Tournament

season shortened due to COVID-19

2021-22 (23-6, 17-3 GLVC)

Head Coach: Katie Vaughn

| | | | |
|-------|--------------------------|---|-------|
| 11/12 | at Grand Valley State | L | 54-61 |
| 11/13 | at Davenport | W | 61-43 |
| 11/20 | Kentucky Wesleyan | W | 73-58 |
| 11/24 | Trevecca Nazarene | W | 65-55 |
| 11/29 | at Quincy* | W | 61-47 |
| 12/2 | at Truman State* | W | 57-54 |
| 12/4 | at Lindenwood* | W | 80-76 |
| 12/18 | Principia | W | 88-29 |
| 1/8 | Missouri S&T* | W | 74-39 |
| 1/15 | at Illinois Springfield* | W | 65-51 |
| 1/17 | at Indianapolis* | W | 51-41 |
| 1/20 | Truman State* | L | 69-62 |
| 1/22 | Quincy* | W | 58-37 |
| 1/27 | at Rockhurst* | W | 61-57 |
| 1/29 | at William Jewell* | W | 70-44 |
| 1/31 | Maryville* | W | 68-56 |
| 2/4 | Drury* | W | 75-65 |
| 2/5 | Southwest Baptist* | W | 75-57 |
| 2/7 | Rockhurst* | W | 72-40 |
| 2/10 | at Maryville* | W | 65-49 |
| 2/12 | at Missouri S&T* | W | 65-48 |
| 2/15 | at Lewis* | L | 60-70 |
| 2/19 | at Lindenwood* | W | 67-56 |
| 2/24 | Southern Indiana* | L | 68-58 |
| 2/26 | McKendree* | W | 84-54 |
| 2/28 | McKendree# | W | 76-50 |
| 3/4 | Illinois Springfield# | W | 53-51 |
| 3/5 | Drury# | L | 54-64 |
| 3/11 | Drury\$ | L | 49-65 |

* - GLVC game

- GLVC Tournament

\$ - NCAA Midwest Regional

SERIES RECORDS VS. OPPONENTS

| | | |
|--|--|---|
| Abilene Christian01 | Illinois.....11 | Purdue.....11 |
| Alaska-Anchorage02 | Illinois College10 | Purdue-Calumet10 |
| Alaska-Fairbanks.....20 | Illinois-Chicago02 | Purdue Nothwest20 |
| Arkansas-Monticello00 | Illinois Springfield.....164 | Puerto Rico-Bayamon11 |
| Arkansas State03 | Illinois State12 | Puerto Rico-Mayaguez20 |
| Arkansas Tech11 | Indianapolis1421 | Puerto Rico-Rio Piedras10 |
| Augustanta01 | Indiana State42 | |
| | IUPU-Ft. Wayne73 | Quincy2933 |
| Baker20 | | |
| Barry01 | Kansas.....11 | Rockford10 |
| Bellarmine.....1323 | Kansas Newman01 | Rockhurst2011 |
| Belleville CC01 | Kansas State01 | Rollins.....11 |
| Blackburn.....10 | Kentucky State20 | |
| Bradley03 | Kentucky Wesleyan1518 | Saginaw Valley State.....10 |
| BYU-Hawaii01 | | Saint Louis.....108 |
| | Lake Superior State.....11 | St. Edwards01 |
| California-Dominguez Hills01 | Lewis1128 | St. Francis22 |
| California-Los Angeles.....01 | Lincoln3318 | St. Joseph's1515 |
| Central College.....01 | Lincoln Cristian10 | St. Leo's.....20 |
| Central Michigan.....01 | Lindenwood129 | St. Mary's.....01 |
| Central Missouri.....130 | Lindenwood-Belleville.....20 | St. Thomas Aquinas10 |
| Chadron State01 | Lowell01 | School of the Ozarks11 |
| Chapman01 | | Science & Arts of Okla.....10 |
| Chicago State50 | MacMurray.....20 | Scott AFB.....10 |
| Christian Brothers.....42 | Marymount.....10 | Shaw.....10 |
| Claremore.....11 | Maryville1713 | Southeastern Oklahoma State10 |
| Concordia10 | McKendree315 | Southeast Missouri726 |
| Culver-Stockton76 | Meramec CC31 | SIU Carbondale.....01 |
| | Michigan State.....10 | SIU Edwardsville1834 |
| Davenport.....31 | Minnesota State-Mankato.....20 | Southern Illinois01 |
| Davis & Elkins.....10 | Mississippi02 | Southern Indiana1036 |
| Denver.....01 | Missouri02 | Southwest Baptist.....1414 |
| Drury.....233 | Missouri Baptist100 | Southwest Missouri18 |
| East Texas State.....01 | Missouri-Kansas City.....12 | |
| Eastern Illinois14 | Missouri S&T2839 | Tampa.....30 |
| Eckerd10 | Missouri Southern111 | Tarkio01 |
| Emporia State.....35 | Missouri Valley.....10 | Teikyo-Marycrest01 |
| Eureka20 | Missouri Western.....38 | Tennessee Martin01 |
| Evangel.....53 | Mount Olive10 | Texas Women's10 |
| Evansville04 | Murray State10 | Trevecca Nazarene21 |
| | | Truman State.....1926 |
| Ferris State12 | National College of Educ.....10 | |
| Findlay.....11 | Nebraska02 | Upper Iowa01 |
| Florida Southern02 | Nebraska-Omaha02 | |
| Florida Tech01 | Nebraska Wesleyan10 | Washburn215 |
| Fontbonne30 | Newman01 | Washington (Mo.)126 |
| Fort Hays State.....02 | North Central11 | Wayne State (Mich.)01 |
| Franklin.....11 | Northeast Missouri.....1415 | Webster10 |
| | Northeastern Illinois.....52 | West Georgia.....01 |
| Hannibal LaGrange10 | Northern Illinois.....02 | Western Illinois21 |
| Hanover10 | Northern Kentucky.....418 | Western Kentucky01 |
| Harris-Stowe160 | Northwest Missouri State.....723 | Wichita State02 |
| Hawaii.....01 | Northwood10 | William Jewell104 |
| Hawaii-Pacific.....01 | | William Penn.....01 |
| Hope.....01 | Oakland City102 | William Woods29 |
| | Ohio Dominican11 | Wisconsin-Green Bay.....01 |
| Georgetown College.....10 | Ouachita Baptist01 | Wisconsin-Oshkosh.....01 |
| Grand Valley State.....15 | | Wisconsin-Parkside.....1218 |
| | Pittsburg State614 | Xavier10 |
| | Principia.....60 | |