



2019-20 MEN'S BASKETBALL HISTORY & RECORDS BOOK



Table of Contents


Year-by-Year Records	2
Head Coaching History.....	2
Team Records	3
Team Single Season Records	4
100-Point/OT Game History	5
Individual Records	6
Individual Single Season Records.....	7
Individual Career Leaders	8
Individual Season Leaders by Class ..	9
Top 50 Career Scorers	10
UMSL Sports MBB Hall of Famers... 11	
Post Season Honor Roll	12
1,000-Point Club	13-14
Post Season Teams.....	15
Year-by-Year Results.....	16-21
Series Records vs. Opponents.....	22
All-Time Roster.....	23-24

YEAR-BY-YEAR RECORDS

Year	Wins	Losses	Pct.	Conf.		Pct.	Head Coach
				Wins	Losses		
1966-67	12	7	.631	-	-	-	Chuck Smith
1967-68	13	9	.542	-	-	-	Chuck Smith
1968-69	19	7	.731	-	-	-	Chuck Smith
1969-70	14	8	.636	-	-	-	Chuck Smith
1970-71	12	12	.500	-	-	-	Chuck Smith
1971-72	21	6	.778	-	-	-	Chuck Smith
1972-73	10	13	.769	-	-	-	Chuck Smith
1973-74	10	15	.400	-	-	-	Chuck Smith
1974-75	16	8	.667	-	-	-	Chuck Smith
1975-76	13	12	.520	-	-	-	Chuck Smith
1976-77	13	13	.500	-	-	-	Chuck Smith
1977-78	11	14	.440	-	-	-	Chuck Smith
1978-79	7	19	.269	-	-	-	Chuck Smith
1979-80	9	17	.346	-	-	-	Tom Bartow
1980-81	17	9	.654	9	5	.642	Tom Bartow
1981-82	12	14	.461	3	9	.250	Tom Bartow
1982-83	15	13	.536	6	6	.500	Rich Meckfessel
1983-84	10	17	.370	2	10	.167	Rich Meckfessel
1984-85	15	13	.536	8	3	.727	Rich Meckfessel
1985-86	10	17	.370	4	8	.333	Rich Meckfessel
1986-87	12	15	.444	6	7	.461	Rich Meckfessel
1987-88	22	9	.709	9	4	.692	Rich Meckfessel
1988-89	19	9	.679	9	4	.692	Rich Meckfessel
1989-90	9	19	.321	4	10	.285	Rich Meckfessel
1990-91	22	6	.786	13	3	.812	Rich Meckfessel
1991-92	13	15	.464	7	9	.437	Rich Meckfessel
1992-93	11	15	.393	6	10	.375	Rich Meckfessel
1993-94	8	18	.308	4	12	.250	Rich Meckfessel
1994-95	14	13	.519	8	8	.500	Rich Meckfessel
1995-96	15	13	.536	9	7	.562	Rich Meckfessel
1996-97	6	21	.222	3	17	.150	Rich Meckfessel
1997-98	6	20	.231	2	16	.111	Rich Meckfessel
1998-99	7	19	.269	5	17	.227	Rich Meckfessel
1999-00	12	15	.444	7	13	.250	Mark Bernsen
2000-01	14	13	.519	10	10	.500	Mark Bernsen
2001-02	10	17	.370	6	14	.300	Mark Bernsen
2002-03	5	22	.185	2	18	.100	Mark Bernsen
2003-04	9	18	.333	5	15	.250	Chris Pilz
2004-05	9	19	.321	5	15	.250	Chris Pilz
2005-06	14	13	.518	7	12	.368	Chris Pilz
2006-07	9	18	.333	4	15	.211	Chris Pilz
2007-08	10	17	.370	5	14	.263	Chris Pilz
2008-09	14	13	.519	6	11	.353	Chris Pilz
2009-10	12	16	.429	6	12	.333	Chris Pilz
2010-11	16	11	.593	10	8	.555	Steve Tappmeyer
2011-12	19	9	.679	13	5	.722	Steve Tappmeyer
2012-13	17	10	.630	10	8	.556	Steve Tappmeyer
2013-14	16	12	.571	9	9	.500	Bob Sundvold
2014-15	19	11	.633	10	8	.555	Bob Sundvold
2015-16	12	16	.429	6	12	.333	Bob Sundvold
2016-17	11	18	.379	5	13	.278	Bob Sundvold
2017-18	14	13	.519	9	9	.500	Bob Sundvold
2018-19	20	9	.690	11	7	.611	Bob Sundvold
TOTALS	685	725	.485	260	378	.407	

* Conference: MIAA - 1980-1996; GLVC - 1996-present


• Head Coaching History •



CHUCK SMITH

1966-79


Years: 13
Wins: 171
Losses: 143
Pct.:545



TOM BARTOW

1979-82

Years: 3
Wins: 38
Losses: 40
Pct.:487



RICH MECKFESSEL

1982-99

Years: 17
Wins: 214
Losses: 252
Pct.:459



MARK BERNSEN

1999-2003

Years: 4
Wins: 41
Losses: 67
Pct.:380



CHRIS PILZ

2003-2010

Years: 7
Wins: 77
Losses: 114
Pct.:403



STEVE TAPPMAYER

2010-2013

Years: 3
Wins: 52
Losses: 30
Pct.:634



BOB SUNDVOLD

2013-Present

Years: 6
Wins: 92
Losses: 79
Pct.:538

UMSLMEN'S BASKETBALL

TEAM RECORDS

MOST POINTS SCORED

Half	
83.....at Maryville.....	1/2/10
Game	
152.....at Maryville.....	1/2/10
Season	
2,411.....	1971-72

HIGHEST MARGIN OF VICTORY

73.....vs. St. Louis Christian.....	11/17/03
<i>(UMSL 108, St. Louis Christian 35)</i>	

FEWEST POINTS SCORED

Half	
12.....vs. St. Louis.....	1/30/84
Game	
30.....at Kentucky Wesleyan.....	2/6/10
Season	
1,507.....	1966-67

LARGEST MARGIN OF DEFEAT

51.....vs. Memphis State.....	1/18/75
<i>(Memphis State 130, UMSL 79)</i>	

FEWEST POINTS ALLOWED

Game	
34.....vs. Truman State.....	12/30/00

SCORING AVERAGE

Season	
92.4.....	1968-69

FIELD GOALS MADE

Game	
63.....at Maryville.....	1/2/10
Season	
964.....	1968-69

FIELD GOALS ATTEMPTED


Game	
118.....vs. Missouri Valley.....	12/8/71
Season	
2,073.....	1971-72

FIELD GOAL PERCENTAGE

Game	
.700.....at Maryville.....	1/2/10
<i>(63-90)</i>	
Season	
.508 (964-1898).....	1971-72

3-POINT FIELD GOALS MADE

Game	
20.....vs. Robert Morris-Spgfld.....	12/8/15
Season	
249.....	2014-15



Chris Pilz was the leading scorer on the 1990-91 team that matched a school record with 22 wins in a season.

3-POINT FIELD GOALS ATTEMPTED

Game	
42.....vs. Washburn.....	3/5/91
Season	
621.....	1994-95

3-Point Field Goal Percentage

Game	
.750 (6-8).....vs. Washington (Mo.).....	12/17/98
Season	
.445 (170-382).....	1986-87

Double Digit 3-Pt FGs Made - Game *(Most times in one season)*

1. 11.....	2014-15
11.....	2012-13
3. 9.....	2003-04

Rebounds

1. 79.....vs. Blackburn, 12/11/71
2. 72.....vs. Concordia, 11/23/66
3. 71...vs. Wisconsin-Milwaukee, 1/16/72
71.....vs. SIU Edwardsville, 12/1/70
5. 70.....vs. Illinois-Chicago, 1/21/72
70.....vs. Culver- Stockton, 2/1/75

Highest FG Percentage

1. .700 (63-90).....at Maryville, 1/2/10
2. .689 (42-61)....vs. St. Louis Christian, 11/17/03
3. .667 (34-51).....vs. Lincoln, 2/9/85
4. .659 (29-44).....vs. Mo.-Rolla, 1/19/83
5. .656 (42-64).....vs. Quincy, 2/13/84
.656 (42-64).....vs. W. Jewell, 2/21/72

Highest Free Throw Percentage

1. 1.000 (14-14).....vs. Mo.-Rolla, 1/10/81
2. .963 (26-27).....at Indianapolis, 1/6/11
3. .962 (25-26).....at Lewis, 1/15/05
.962 (25-26).....vs. Millikin, 1/20/67
4. .955 (21-22).....vs. NE Missouri, 1/7/87

Assists

1. 39.....at Maryville, 1/2/10
2. 36.....vs. Robert Morris Spgfld, 12/8/15
3. 34.....vs. Sanford-Brown, 12/22/94
34.....vs. SIU Edwardsville, 12/1/70

Steals

1. 23.....vs. William Penn, 11/17/00
2. 22.....vs. St. Louis Christian, 11/17/03
22.....vs. Benedictine, 11/27/85
22.....vs. Maryville, 11/29/89
5. 21.....vs. Washburn, 2/23/91
21.....vs. Lindenwood, 1/5/84

Blocked Shots

1. 14.....vs. SW Baptist, 2/15/95
2. 11.....vs. Fontbonne, 12/3/94
11.....vs. Benedictine, 12/20/75
11.....vs. Elmhurst, 12/6/74
5. 10.....vs. Principia, 2/20/75

Most Wins

Season	
22.....	1987-88, 1990-91
Consecutive	
13.....	1971-72

Longest Winning Streaks

13.....	1971-72
10.....	2011-12
8.....	1968-69, 1990-91, 2014-15
7.....	1969-70, 1988-89

Longest Home Winning Streak

16.....	1971-73
---------	---------

Most Losses

Season	
22.....	2002-03
Consecutive	
20.....	2002-03 thru 2003-04

Longest Losing Streaks

20.....	2002-03 thru 2003-04
11.....	1997-98 thru 1998-99
10.....	2009-10
9.....	1992-93
7.....	1993-94, 1999-00, 2015-16
6.....	1994-95, 1996-97, 1998-99, 2006-07

Longest Home Losing Streak

9.....	2002-03
--------	---------

TEAM SINGLE SEASON RECORDS

Points Scored

1. 1971-72	2,411
2. 1968-69	2,402
3. 1990-91	2,351
4. 1987-88	2,346
5. 1976-77	2,273
6. 2014-15	2,270
7. 1984-85	2,228
8. 1989-90	2,194
9. 1994-95	2,179
10. 1995-96	2,169

Scoring Average

1. 1968-69	92.4
2. 1971-72	89.3
3. 1974-75	88.1
4. 1969-70	87.6
5. 1976-77	87.4
6. 1990-91	84.0
7. 1970-71	83.3
8. 1975-76	82.8
9. 1973-74	82.3
10. 1967-68	82.0

Field Goals Made

1. 1968-69	964
2. 1971-72	951
3. 1976-77	900
4. 1984-85	883
5. 1987-88	859
6. 1974-75	849
7. 1975-76	837
8. 1983-84	821
9. 1973-74	817
10. 1978-79	815

Field Goal Attempts

1. 1971-72	2,073
2. 1976-77	1,954
3. 1968-69	1,898
4. 1990-91	1,827
5. 1987-88	1,826
6. 1974-75	1,825
7. 1989-90	1,813
8. 1995-96	1,812
9. 1973-74	1,809
10. 1975-76	1,807

FG Percentage

1. 1968-69	.508
2. 1984-85	.496
3. 1979-80	.486
4. 2015-16	.480
5. 2008-09	.479
6. 1980-81	.477
7. 1981-82	.476
8. 2013-14	.475
1988-89	.475
10. 1978-79	.474

3-Point FG Made

1. 2014-15	249
2. 2012-13	228
3. 2011-12	224
4. 2017-18	221
5. 2015-16	214
6. 2003-04	213
7. 2013-14	211
8. 2016-17	208
1991-92	208
10. 1996-97	206

3-Point FG Attempts

1. 2014-15	626
2. 1994-95	621
3. 2003-04	618
4. 1995-96	616
5. 2012-13	605
6. 1996-97	602
7. 2017-18	592
8. 2011-12	584
9. 1993-94	583
10. 1991-92	580

3-Point FG Percentage

1. 1986-87	.445
2. 2014-15	.398
3. 2006-07	.396
4. 2013-14	.394
5. 2015-16	.393
6. 2011-12	.384
1987-88	.384
8. 2012-13	.377
9. 2017-18	.373
10. 2001-02	.371
1990-91	.371

Free Throws Made

1. 1990-91	520
2. 2012-13	516
3. 1971-72	509
4. 1969-70	500
5. 1994-95	489
6. 2005-06	485
7. 1968-69	474
8. 1976-77	473
9. 2004-05	462
1987-88	462
1984-85	462

Free Throw Attempts

1. 1971-72	790
2. 1968-69	722
3. 1990-91	714
4. 1993-94	708
5. 1969-70	695
6. 1994-95	686
7. 1970-71	685
8. 1976-77	663
9. 2005-06	650
10. 1992-93	645

Free Throw Percentage

1. 2012-13	.804*
2. 1984-85	.764
3. 1989-90	.753
4. 2005-06	.746
5. 1977-78	.744
6. 2004-05	.739
7. 2006-07	.738
8. 2011-12	.737
9. 2014-15	.734
10. 1990-91	.728

*led NCAA DII

Rebounds

1. 1971-72	1,550
2. 1990-91	1,415
3. 1974-75	1,323
4. 1968-69	1,236
5. 1970-71	1,189
6. 1975-76	1,181
7. 1987-88	1,107
8. 1976-77	1,052
9. 1973-74	1,046
10. 1984-85	1,044

Rebound Average

1. 1971-72	57.4
2. 1974-75	55.1
3. 1990-91	50.5
4. 1970-71	49.5
5. 1968-69	47.5
6. 1969-70	47.3
7. 1975-76	47.2
8. 1967-68	45.2
9. 1966-67	43.9
10. 1973-74	41.8

Assists

1. 1971-72	489
2. 1974-75	483
3. 2013-14	477
4. 2008-09	471
5. 2014-15	458
6. 1975-76	449
7. 2015-16	442
8. 1995-96	441
9. 2018-19	435
10. 1976-77	428

Assist Average

1. 1974-75	20.1
2. 1971-72	18.1
3. 1975-76	18.0
4. 2008-09	17.4
5. 1970-71	17.3
6. 1976-77	16.5
7. 2013-14	16.4
8. 2015-16	15.8
1995-96	15.8
10. 1986-87	15.4

Steals

1. 1990-91	302
2. 2003-04	274
3. 2000-01	237
4. 1991-92	226
5. 1995-96	225
6. 1988-89	223
7. 2011-12	222
8. 2018-19	221
9. 1994-95	220
10. 2001-02	218

Steals Average

1. 1990-91	10.8
2. 2003-04	10.1
3. 2000-01	8.8
4. 2001-02	8.1
1994-95	8.1
1992-93	8.1
1991-92	8.1
8. 1995-96	8.0
1988-89	8.0
10. 2011-12	7.9
2008-09	7.9

Blocked Shots

1. 1994-95	110
2. 1995-96	94
3. 2011-12	83
4. 1996-97	76
5. 2013-14	75
6. 1993-94	74
7. 2012-13	73
8. 2010-11	71
1980-81	71
10. 1988-89	70

Blocked Shot Average

1. 1994-95	4.1
2. 1995-96	3.4
3. 2011-12	3.0
4. 1996-97	2.8
1993-94	2.8
6. 2013-14	2.7
2012-13	2.7
1980-81	2.7
9. 2003-04	2.6
10. 2010-11	2.5
1988-89	2.5

UMSL MEN'S BASKETBALL

MISSOURI-ST. LOUIS 100-POINT GAMES

109-48	vs. SIU Edwardsville	1967-68	103-76	vs. Southeast Missouri St.	1976-77
105-80	vs. Illinois-Chicago	1967-68	113-74	vs. William Jewel	1976-77
107-57	vs. SIU Edwardsville	1968-69	107-50	vs. Lindenwood	1983-84
124-93	vs. Kearney State	1968-69	103-79	vs. Harris-Stowe	1983-84
113-59	vs. Concordia	1968-69	107-91	vs. Quincy	1983-84
105-70	vs. Illinois-Chicago	1968-69	106-58	vs. Missouri Baptist	1984-85
103-58	vs. SIU Edwardsville	1968-69	119-85	vs. Millikin	1984-85
123-74	vs. Arkansas-Little Rock	1968-69	104-75	vs. Eureka	1986-87
116-66	vs. Missouri Southern	1968-69	107-72	vs. Southwest Baptist	1986-87
127-106	vs. Wisconsin-Milwaukee	1968-69	104-86	vs. Quincy	1988-89
120-102	vs. Millikin	1969-70	103-69	vs. Culver-Stockton	1989-90
117-70	vs. Rhodes	1969-70	114-78	vs. Webster	1990-91
117-90	vs. LSU-New Orleans	1969-70	104-99	vs. Central Missouri	1990-91
100-77	vs. Truman State	1970-71	105-84	vs. Fontbonne	1991-92
101-97	vs. SIU Edwardsville	1970-71	116-54	at Webster	1992-93
141-74	vs. Missouri Valley	1971-72	102-54	vs. Lindenwood	1992-93
115-67	vs. Blackburn	1971-72	105-71	vs. Harris-Stowe	1993-94
101-81	vs. Western Illinois	1971-72	100-73	vs. Fontbonne	1993-94
106-90	vs. Rockhurst	1971-72	130-61	vs. Sanford Brown	1994-95
103-60	vs. Southern Indiana	1971-72	108-97	vs. Pittsburg State	1994-95
101-81	vs. William Jewel	1971-72	102-91	vs. Parks College	1995-96
105-86	vs. South Florida	1971-72	123-58	vs. Sanford Brown	1995-96
114-72	vs. South Dakota	1971-72	115-43	vs. Virgin Islands	1997-98
106-91	vs. Central Missouri	1972-73	108-35	vs. St. Louis Christian	2003-04
105-62	vs. Rhodes	1972-73	101-91	at Lincoln	2004-05
101-72	vs. Illinois Tech	1973-74	104-80	vs. Lincoln	2004-05
103-95	vs. Rockhurst	1973-74	103-67	vs. Robert Morris-Springfield	2008-09
102-66	vs. Central Methodist	1974-75	152-107	at Maryville	2009-10
119-83	vs. Southern Indiana	1974-75	105-60	vs. Robert Morris-Springfield	2011-12
108-61	vs. Principia	1974-75	105-78	at McKendree	2013-14
110-63	vs. Illinois-Chicago	1974-75	106-70	vs. Saint Joseph's	2013-14
112-98	vs. SIU Edwardsville	1974-75	103-79	vs. Missouri S&T	2013-14
103-96	vs. Western Illinois	1975-76	111-52	vs. Concordia Seminary	2014-15
104-87	vs. Benedictine	1975-76	102-42	vs. Central Christian Bible	2014-15
105-78	vs. Southern Indiana	1975-76	103-65	vs. MacMurray	2014-15
108-76	vs. Illinois-Chicago	1975-76	114-58	vs. Robert Morris-Springfield	2015-16
104-86	vs. Benedictine	1976-77	102-64	vs. Robert Morris-Springfield	2016-17
101-76	vs. Illinois-Chicago	1976-77	110-44	vs. Central Christian	2017-18

MISSOURI-ST. LOUIS OPPONENT 100-POINT GAMES

78-104	at Millikin	1966-67
78-110	vs. Southwest Baptist	1966-67
98-100	at Wisconsin-Milwaukee	1968-69
127-106	vs. Wisconsin-Milwaukee	1968-69
90-102	vs. High Point	1968-69
120-102	vs. Millikin	1969-70
86-101	vs. South Alabama	1969-70
92-101	vs. LSU-New Orleans	1969-70
81-101	at Rockhurst	1969-70
86-108	at Memphis State	1970-71
83-105	at Southern Mississippi	1972-73
85-102	vs. Wisconsin-Milwaukee	1972-73
93-103	vs. South Florida	1973-74
84-106	at Florida Southern	1973-74
73-104	at Loyola (Ill.)	1973-74
94-128	at Millikin	1973-74
95-103	vs. McKendree	1973-74
85-104	at Missouri State	1974-75
79-130	at Memphis State	1974-75
84-101	at SIU Edwardsville	1975-76
89-106	at South Alabama	1976-77
87-111	at Indiana State	1976-77
81-101	at McKendree	1976-77
90-107	at Eastern Illinois	1976-77
81-114	at St. Louis	1976-77
85-106	at Wisconsin-Milwaukee	1977-78
60-105	at Illinois State	1978-79
73-101	at Southern Indiana	1985-86
96-109	at Alaska-Fairbanks	1989-90
98-103	vs. SIU Edwardsville	1989-90
76-101	at Wyoming	1990-91
90-118	at Cal Poly-SLO	1990-91
78-119	at Oklahoma	1991-92
85-110	vs. Missouri-Rolla	1991-92
68-101	at Oregon	1992-93
97-102	at Quincy	1992-93
73-110	at Ohio State	1993-94
70-110	vs. Washburn	1993-94
75-100	vs. NW Missouri State	1993-94
78-106	at Washburn	1994-95
77-104	at Kentucky Wesleyan	1997-98
74-100	at Southern Indiana	1997-98
71-101	at Seattle Pacific	1998-99
74-101	vs. Central Washington	1998-99
60-106	at Kentucky Wesleyan	1998-99
70-101	at Kentucky Wesleyan	2000-01
78-117	at Southern Indiana	2003-04
94-100	at Saint Joseph's	2004-05
85-107	at Saint Joseph's	2005-06
152-107	at Maryville	2009-10
69-102	at Drury	2017-18

100 POINT GAME BREAKDOWN

Games UMSL scored 100 points.....	76
100 pts in home game	72
100 pts in road game.....	4
Games opponent scored 100 points.....	50
100 pts in home game	14
100 pts in away games	37
Time both teams score 100 pts	3
UMSL record in those games	3-0

MISSOURI-ST. LOUIS OVERTIME GAMES (21-31)

W	88-87	at Wisconsin-Milwaukee	1/17/72	W	85-78	at Bellarmine	12/1/03
W	94-82	at Southern Indiana	2/29/72	L	85-82	at Lindenwood	1/3/05
L	96-98	at SIU Edwardsville	2/16/77	W (2OT)	82-79	Lewis	2/10/05
W	89-88	Saint Louis	12/2/77	W	92-84	Missouri Southern	11/17/05
W	94-89	Wright State	1/24/79	L	88-91	at Lewis	1/5/06
W	90-86	at Missouri State	1/17/81	W	92-89	Bellarmino	1/14/06
L (3OT)	87-94	Lincoln	2/14/81	L	68-75	Quincy	2/11/06
L (3OT)	76-78	at Truman State	2/2/83	W	83-82	at Rockhurst	12/9/06
L	42-45	Saint Louis	1/30/84	L	87-91	Drury	2/15/07
L	73-77	SE Missouri State	2/25/84	L	82-90	at Saint Joseph's	12/1/07
L	78-83	at Wright State	1/4/85	L	70-76	at Indianapolis	1/8/09
W	65-65	Central Missouri State	2/23/85	W(2OT)	72-61	at Maryville	2/17/11
W	85-82	at Lincoln	1/11/86	W	71-64	at Missouri S&T	2/19/11
L	84-89	Quincy	2/3/86	L	79-83	Missouri S&T	2/9/12
L	73-74	NW Missouri State	2/15/86	W	82-71	Drury	2/11/12
W	82-81	SE Missouri State	2/11/87	L (2OT)	74-77	vs. Arkansas Tech	11/23/12
L	77-80	at NW Missouri State	2/14/87	L	65-72	Maryville	12/5/12
L	85-96	at Bellarmine	12/1/88	W (2OT)	87-82	Bellarmino	1/10/13
W	65-62	Southwest Baptist	2/1/89	L	76-80	Drury	1/24/15
W	92-90	at Southwest Baptist	2/21/89	L	65-70	vs. Drury	3/5/15
L	87-99	at Alaska-Anchorage	12/4/89	W	94-91	vs. Trevecca Nazarene	12/19/15
W	80-70	Pittsburg State	2/21/90	L	92-94	at Quincy	1/23/16
L	75-77	Drury	1/4/93	L	81-84	Saint Joseph's	1/7/17
W	94-89	Missouri Southern	1/23/93	L	82-86	Truman State	1/21/17
L	83-91	Missouri Western	2/27/93	L	79-81	Drury	2/18/17
L	85-86	at Mankato State	11/17/95	L	73-84	at Southern Indiana	1/4/18
W	94-88	at Southwest Baptist	2/10/96	L	70-77	Indianapolis	2/8/18
W	56-51	Benedictine	1/3/00	W	81-77	Hannibal LaGrange	12/7/18
L	72-77	at Lewis	1/22/00				
L (2OT)	77-78	at Bellarmine	2/3/00				
L	63-71	Bellarmino	1/3/02				
L	53-56	at Wisconsin-Parkside	1/23/03				

ALL-TIME OT RECORD VS.

Alaska-Anchorage	0-1
Bellarmino	3-2
Benedictine	1-0
Central Missouri St.	1-0
Drury	1-5
Hannibal LaGrange	1-0
Indianapolis	0-2
Lewis	1-2
Lincoln	1-1
Lindenwood	0-1
Mankato St.	0-1
Maryville	0-1
Missouri S&T	1-1
Missouri Southern	2-0
Missouri State	1-1
Missouri Western	0-1
Northwest Missouri St.	0-2
Pittsburg State	1-0
Quincy	0-3
Rockhurst	1-0
Saint Louis	1-1
St. Joseph's	0-2
SIU Edwardsville	0-1
Southern Indiana	1-1
Southwest Baptist	3-0
Southwest Missouri St.	1-0
Trevecca Nazarene	0-1
Truman State	0-2
Wisconsin-Milwaukee	1-0
Wisconsin-Parkside	0-1
Wright State	1-1

UMSLMEN'S BASKETBALL

INDIVIDUAL RECORDS

POINTS SCORED

Game: 46, Bob Bone
vs. *South Alabama (1/15/77)*
..... 46, Bob Bone
vs. *William Jewell (2/22/77)*
Season: 787, Bob Bone, 1976-77
Career: 2,678, Bob Bone, 1973-77

SCORING AVERAGE

Season: 30.3, Bob Bone, 1976-77
Career: 26.7, Bob Bone, 1973-77

FIELD GOALS MADE

Game: 18, Mark Bernsen
vs. *South Dakota (3/10/72)*
..... 18, Bob Bone
vs. *William Jewell (2/22/77)*
Season: 294, Bob Bone, 1976-77
Career: 987, Bob Bone, 1973-77

FIELD GOALS ATTEMPTED

Game: 32, Bob Bone
vs. *Northwest Missouri (1/7/77)*
Season: 606, Bob Bone, 1976-77
Career: 2,055, Bob Bone, 1973-77

FIELD GOAL PERCENTAGE

Game (10 att.):923 (12-13), Ron Porter
vs. *Rockhurst (11/23/85)*
Season: .716 (101-141), Byron McNair, 1988-89
Career:674, Byron McNair, 1987-89

FREE THROWS MADE

Game: 18, Bob Bone
vs. *South Alabama (1/15/77)*
Season: 204, Bob Bone, 1974-75
Career: 704, Bob Bone, 1973-77

FREE THROWS ATTEMPTED

Game: 21, Greg Daust
vs. *Southern Indiana (2/29/72)*
Season: 243, Bob Bone, 1974-75
Career: 851, Bob Bone, 1973-77

FREE THROW PERCENTAGE

Game: 1.000 (12-12), Gerald Fulton
vs. *St. Edwards (12/18/10)*
..... 1.000 (12-12), Troy Slaten
vs. *Missouri-Rolla (2/6/07)*
Season: .921 (93-101), Marcus Albert, 1994-95
Career:866 (201-232), Barry Graskewicz, 1988-92

3-POINT FG MADE

Game: 9, Jim Schelich
vs. *Northwood (12/21/99)*
Season: 89, Brandon Marquardt, 2015-16
Career: 185, Barry Graskewicz, 1988-92

3-POINT FG ATTEMPTED

Game: 15, Marcus Albert
vs. *Northwest Missouri (1/19/94)*
Season: 206, Marcus Albert, 1994-95
Career: 485, Barry Graskewicz, 88-92

3-POINT FG PERCENTAGE

Game: 1.000 (6-6), Kevin Morganfield
vs. *Lincoln (1/14/89)*
Season: 429, Kevin Morganfield, 88-89
Career: 406 (91-224), Jeff Wilson

Rebounds

Game: 35, Greg Daust
vs. *Southeast Missouri (11/30/68)*
Season: 487, Greg Daust, 1968-69
Career: 898, Greg Daust, 1968-72

REBOUNDING AVERAGE

Season: 18.7, Greg Daust, 1968-69
Career: 16.9, Greg Daust, 1968-72

ASSISTS

Game: 14, Elijah Watson
vs. *Webster (11/14/17)*
Season: 144, Elijah Watson, 2017-18
Career: 446, Bob Bone, 1973-77

BLOCKED SHOTS

Game: 10, Warren Wynn
vs. *Benedictine (12/20/75)*
Season: 90, Warren Wynn, 1974-75
Career: 115, Warren Wynn, 1974-76

STEALS

Game: 8, Michael Hamilton
vs. *William Penn (11/17/00)*
..... 8, Chris Pilz
vs. *Maryville (11/29/89)*
Season: 86, Chris Pilz, 1990-91
Career: 233, Chris Pilz, 1987-91

INDIVIDUAL SINGLE GAME RECORDS

Points Scored


- 46...Bob Bone vs. South Alabama.....1/15/77
- 46...Bob Bone vs. Wm Jewell2/22/77
- 44...Bob Bone vs. Southern Indiana.....1/25/75
- 42...Brett Ledbetter vs. Kentucky Wesleyan2/3/07
- 42...Bob Bone vs. Western Illinois.....12/2/76
- 42...Mark Bernsen vs. South Dakota.....3/10/72
- 41...Troy Slaten vs. Missouri-Rolla.....2/6/07
- 41...Jack Stenner vs. Kearney St.....12/14/68
- 41...Eric Love vs. North Alabama12/18/87
- 40...Brett Ledbetter at Rockhurst.....12/9/06
- 40...Jack Stenner vs. Ill. College2/23/68

Rebounds

- 35...Greg Daust vs. SE Missouri11/30/68
- 28...Greg Daust vs. Concordia12/18/68
- 26...Greg Daust vs. South Alabama2/27/69
- 26...William Wynn vs. Principia2/1/75
- 24...Greg Daust vs. UW-Milwaukee2/22/69

Field Goal Percentage (Min. 10 Att)

- .923 (12-13)...Ron Porter vs. Rockhurst, 11/23/85
- .900 (9-10)...Josh Carter vs. Principia, 12/29/18
- .875 (14-16)...Jeremy Brown at Maryville, 1/2/10
- .867 (10-12)...Von Scales vs. SW Baptist, 2/12/89
- .824 (14-17)...Terence Herbert vs. St. Joe's, 1/27/00



Warren Wynn (right) holds the record with 10 blocked shots in a game and has the only triple double in UMSL history.

Free Throw Percentage (Min. 10 Att)

- 1.000 (12-12), Gerald Fulton vs. St. Edwards, 12/18/10
- 1.000 (12-12), Troy Slaten vs. Mo.-Rolla, 2/6/07
- 1.000 (11-11), Michael Weber at Ky. Wesleyan, 1/5/13
- 1.000 (11-11), Jonathan Griffin at SIUE, 1/19/06
- 1.000 (11-11), Chris Pilz vs. AK-Fairbanks, 12/1/89
- 1.000 (11-11), Bob Bone vs. Culver-Stockton, 2/1/75
- 1.000 (10-10), Aareon Smith vs. Missouri S&T, 1/22/15
- 1.000 (10-10), Femi John vs. Missouri S&T, 3/2/14
- 1.000 (10-10), Charlie Woods vs. Lincoln, 12/1/12
- 1.000 (10-10), Jonathan Griffin at Quincy, 1/21/06
- 1.000 (10-10), Jonathan Griffin at Lewis, 1/15/05
- 1.000 (10-10), Jonathan Griffin at Lewis, 1/29/04
- 1.000 (10-10), Jack Stenner vs. Harris Stowe, 1/10/68
- 1.000 (10-10), Bob Bone vs. S. Florida, 12/22/73
- 1.000 (10-10), William Harris vs. NW Missouri, 2/2/81
- 1.000 (10-10), Gary Rucks vs. Mo.-Rolla, 1/10/81
- 1.000 (10-10), Greg Ross vs. William Penn, 11/17/00

Blocked Shots

- 10...Warren Wynn vs. Benedictine12/20/75
- 7...Warren Wynn vs. E. Illinois.....1/11/75
- 7...Warren Wynn vs. Loyola.....1/29/75
- 6...Warren Wynn vs. C. Methodist.....12/6/74
- 6...Warren Wynn vs. Elmhurst.....12/20/74

Assists

- 14...Elijah Watson vs. Webster.....11/14/17
- 13...Bob Bone vs. S. Indiana1/25/75
- 12...Jonathan Griffin at Lincoln.....1/22/05
- 12...Bob Bone vs. Loyola.....1/29/75
- 12...Mark Bernsen vs. S. Florida1/8/72
- 11...Elijah Watson vs. Missouri S&T.....2/16/17
- 11...Beaumont Beasley at Maryville1/2/10
- 11...Beaumont Beasley at Lewis12/3/09
- 11...Glen Rohn vs. William Jewell1/4/71

Steals

- 8...Chris Pilz vs. Maryville11/29/89
- 8...Michael Hamilton vs. Wm. Penn.....11/17/00
- 7...Joshua McCoy vs. Lake Superior...11/11/11
- 7...Ronnie Banks vs. Lindenwood11/24/03
- 7...Leon Kynard vs. Shawnee St.11/23/91
- 6...Jason Black vs. Drury.....2/21/09
- 6...Brett Ledbetter vs. STL Pharmacy ...1/23/07
- 6...Ronnie Banks vs. SIUE1/2/04
- 6...Chris Pilz vs. Ohio State12/28/87
- 6...Rodney Hawthorne vs. Mo.-Rolla.....2/18/95

TRIPLE DOUBLES

Warren Wynn (17 pts, 22 reb., 10 blocks)
12/20/75 - vs. Benedictine

Greg Daust (13 pts, 17 reb., 10 assists)
3/11/72 - vs. Lincoln

INDIVIDUAL SINGLE SEASON RECORDS

Points

1. Bob Bone (76-77).....	787
2. Bob Bone (75-76).....	702
3. Bob Bone (74-75).....	656
4. Chris Pilz (90-91).....	574
5. Gerald Fulton (10-11).....	573
6. Eric Love (87-88).....	572
7. Jack Stenner (68-69).....	560
8. Jonathan Griffin (04-05).....	538
9. Bob Bone (73-74).....	533
10. Aareon Smith (14-15).....	429

Scoring Average

1. Bob Bone (76-77).....	30.3
2. Bob Bone (75-76).....	28.1
3. Bob Bone (74-75).....	27.3
4. Jack Stenner (68-69).....	24.3
5. Ron Woods (66-67).....	23.0
6. Jack Stenner (67-68).....	22.8
7. Gerald Fulton (10-11).....	22.0
8. Bob Bone (73-74).....	21.3
9. Dellondo Foxx (85-86).....	21.2
10. Chris Pilz (90-91).....	20.5

Field Goals Made

1. Bob Bone (76-77).....	294
2. Bob Bone (75-76).....	271
3. Bob Bone (74-75).....	226
Eric Love (87-88).....	226
5. Jack Stenner (68-69).....	225
6. Dellondo Foxx (85-86).....	214
7. Hubert Hoosman (78-79).....	198
8. Greg Daust (68-69).....	196
Bob Bone (73-74).....	196
10. William Harris (79-80).....	191

Field Goal Attempts

1. Bob Bone (76-77).....	606
2. Bob Bone (75-76).....	563
3. Bob Bone (74-75).....	495
4. Eric Love (87-88).....	490
5. Kevin Brennan (73-74).....	451
6. Dellondo Foxx (85-86).....	445
7. Gerald Fulton (10-11).....	435
8. Hubert Hoosman (78-79).....	420
9. Jack Stenner (68-69).....	409
10. Mark Bernson (71-72).....	408

FG Percentage (Min 75 made)

1. Byron McNair (88-89).....	716
2. Terence Herbert (99-00).....	652
3. Ron Porter (84-85).....	636
4. Byron McNair (87-88).....	632
5. Scott Kassel (01-02).....	612
6. Tylor Wimbish (13-14).....	603
7. Hunter Reine (16-17).....	589
8. Eric Bickel (95-96).....	582
9. Gary Rucks (80-81).....	579
10. Hubert Hoosman (75-76).....	574

3-Point FG Made

1. Brandon Marquardt (15-16).....	89
2. Steven Davis (16-17).....	88
3. Troy Long (11-12).....	84
4. Steven Davis (17-18).....	77
Darian Cartham (12-13).....	77
6. Troy Slaten (06-07).....	72
7. Gerald Fulton (10-11).....	71
8. Johnathan Matthews (18-19).....	68
Darian Cartham (13-14).....	68
10. Jim Schelich (99-00).....	67
Eric Love (87-88).....	67

3-Point FG Attempts

1. Steven Davis (16-17).....	207
2. Marcus Albert (94-95).....	206
3. Darian Cartham (12-13).....	198
4. Troy Long (11-12).....	197
5. Gerald Fulton (10-11).....	191
6. Eric Love (87-88).....	186
7. Steven Davis (17-18).....	185
Brandon Marquardt (15-16).....	185
9. Marcus Albert (93-94).....	179
10. Troy Slaten (06-07).....	177

3-Pt FG Perc. (Min. 50 made)

1. Brandon Marquardt (15-16).....	481
2. Brandon Marquardt (14-15).....	458
3. Michael Weber (13-14).....	446
4. Kevin Morganfield (88-89).....	429
5. Troy Long (11-12).....	426
6. Steven Davis (16-17).....	425
7. Johnathan Matthews (18-19).....	417
8. Steven Davis (17-18).....	416
9. Jim Schelich (99-00).....	414
10. Eric Love (86-87).....	413

Free Throws Made

1. Bob Bone (74-75).....	204
2. Bob Bone (76-77).....	199
3. Aareon Smith (14-15).....	197
4. Jonathan Griffin (05-06).....	171
5. Bob Bone (75-76).....	160
6. Chris Pilz (90-91).....	159
7. Jonathan Griffin (04-05).....	156
8. Jonathan Griffin (03-04).....	153
9. Greg Ross (00-01).....	143
10. Bob Bone (73-74).....	141

Free Throw Attempts

1. Bob Bone (74-75).....	243
2. Aareon Smith (14-15).....	241
3. Bob Bone (76-77).....	235
4. Jonathan Griffin (05-06).....	223
5. Greg Daust (71-72).....	211
6. Jonathan Griffin (03-04).....	207
7. Jonathan Griffin (04-05).....	199
Bob Bone (75-76).....	199
9. Chris Pilz (90-91).....	189
10. Kevin Tuckson (96-97).....	186

FT Percentage (Min. 75 made)

1. Marcus Albert (94-95).....	921
2. Michael Weber (12-13).....	914
3. Johnathan Matthews (18-19).....	891
4. Gerald Fulton (10-11).....	878
5. Joshua McCoy (12-13).....	856
Greg Ross (00-01).....	856
7. Bob Bone (76-77).....	847
8. Chris Pilz (90-91).....	841
9. Bob Bone (74-75).....	840
10. Joshua McCoy (11-12).....	837

Rebounds

1. Greg Daust (68-69).....	487
2. Greg Daust (71-72).....	411
3. Warren Wynn (74-75).....	350
4. Jim Goessling (76-77).....	300
5. Kevin Tuckson (96-97).....	295
6. Aareon Smith (14-15).....	285
7. Kevin Hill (90-91).....	273
8. Ron Porter (85-86).....	245
9. Glen Rohn (70-71).....	242
10. Ron Carkhum (71-72).....	240

Rebound Average

1. Greg Daust (68-69).....	18.7
2. Greg Daust (71-72).....	15.2
3. Warren Wynn (74-75).....	14.6
4. Ron Woods (66-67).....	12.4
5. Jim Goessling (76-77).....	11.5
6. Warren Wynn (75-76).....	11.3
7. Ron Carkhum (70-71).....	11.2
8. Kevin Tuckson (96-97).....	10.9
9. Terence Herbert (99-00).....	10.3
10. Glen Rohn (70-71).....	10.1

Assists

1. Elijah Watson (17-18).....	144
2. Jason Black (08-09).....	140
3. Bob Bone (74-75).....	139
4. Chris Pilz (90-91).....	131
5. Beaumont Beasley (09-10).....	127
6. Bob Bone (76-77).....	126
7. Paul Paradoski (07-08).....	116
8. Bob Bone (75-76).....	114
9. Ronnie Banks (03-04).....	112
Chris Pilz (87-88).....	112

Assist Average

1. Elijah Watson (17-18).....	5.8
Bob Bone (74-75).....	5.8
3. Jason Black (08-09).....	5.2
4. Bob Bone (76-77).....	4.8
5. Beaumont Beasley (09-10).....	4.7
Chris Pilz (90-91).....	4.7
7. Bob Bone (75-76).....	4.6
8. Ronnie Banks (03-04).....	4.1
9. Paul Paradoski (07-08).....	4.3
10. William Harris (79-80).....	4.0

Steals

1. Chris Pilz (90-91).....	86
2. Ronnie Banks (03-04).....	66
3. Eric Love (87-88).....	57
4. Joshua McCoy (11-12).....	56
5. Carlos Smith (82-83).....	53
6. Lawndale Thomas (95-96).....	52
7. Jason Black (08-09).....	50
Jonathan Griffin (03-04).....	50
Chris Pilz (89-90).....	50
10. Chris Pilz (88-89).....	49

Steals Average

1. Chris Pilz (90-91).....	3.1
2. Ronnie Banks (03-04).....	2.4
3. Joshua McCoy (11-12).....	2.0
Chris Pilz (88-89).....	2.0
5. Jonathan Griffin (03-04).....	1.9
Lawndale Thomas (95-96).....	1.9
Chris Pilz (89-90).....	1.9
Carlos Smith (82-83).....	1.9
9. Jason Black (08-09).....	1.8
Steve Roder (92-93).....	1.8
Eric Love (87-88).....	1.8

Blocks

1. Rodney Hawthorne (95-96).....	42
2. Eric Bickel (94-95).....	39
3. Kevin Tuckson (96-97).....	37
4. Von Scales (88-89).....	36
5. Rodney Hawthorne (93-94).....	35
6. Charlie Woods (11-12).....	31
Ron Porter (82-83).....	31
8. Joshua Webster (15-16).....	29
Rodney Hawthorne (96-97).....	29
10. Eric Bickel (95-96).....	27

Blocks Average

1. Rodney Hawthorne (95-96).....	1.6
2. Eric Bickel (94-95).....	1.5
3. Kevin Tuckson (96-97).....	1.4
4. Rodney Hawthorne (93-94).....	1.3
Von Scales (88-89).....	1.3
7. Charlie Woods (11-12).....	1.1
Rodney Hawthorne (96-97).....	1.1
Ron Porter (82-83).....	1.1
10. Joshua Webster (15-16).....	1.0
Terence Herbert (99-00).....	1.0
Eric Bickel (95-96).....	1.0
Lonnie Lewis (81-82).....	1.0

UMSLMEN'S BASKETBALL

INDIVIDUAL CAREER LEADERS

<p>Points</p> <ol style="list-style-type: none"> Bob Bone (73-77).....2,678 Jonathan Griffin (02-06).....1,739 Chris Pilz (87-91).....1,677 William Harris (78-82).....1,467 Ron Porter (82-86).....1,355 Hubert Hoosman (75-79).....1,351 Rolandis Nash (74-78).....1,302 Jack Stenner (66-69).....1,258 Greg Ross (97-01).....1,253 Rodney Hawthorne (93-97).....1,188 	<p>3-Point FG Made</p> <ol style="list-style-type: none"> Barry Graskewicz (88-92).....185 Chris Pilz (87-91).....168 Steven Davis (16-18).....165 Darian Cartharn (12-14).....145 Jim Schelich (99-02).....144 Brandon Marquardt (14-16).....143 Lawndale Thomas (92-96).....140 Troy Slaten (2004-07).....132 Eric Love (87-89).....131 Marcus Albert (93-95).....128 	<p>FT Percentage (Min. 150 made)</p> <ol style="list-style-type: none"> Barry Graskewicz (88-92).....866 Johnathan Matthews (18-10).....856 Joshua McCoy (11-13).....847 Carlos Smith (82-84).....830 William Harris (78-82).....828 Bob Bone (73-77).....827 Greg Ross (97-01).....817 Chris Pilz (87-91).....791 Grayling Tobias (75-79).....791 Aareon Smith (11-15).....768 	<p>Steals</p> <ol style="list-style-type: none"> Chris Pilz (87-91).....233 Rodney Hawthorne (93-97).....161 Jonathan Griffin (02-06).....160 Lawndale Thomas (92-96).....155 Greg Ross (97-01).....142 Steve Roder (89-93).....130 Scott Crawford (90-93, 95-96).....103 Ronnie Banks (02-04).....100 Kevin Morganfield (85-89).....99 Eric Love (86-88).....91
<p>Scoring Avg. (Min 50 made)</p> <ol style="list-style-type: none"> Bob Bone (73-77).....26.8 Gerald Fulton (10-11).....22.0 Jack Stenner (66-69).....20.0 Brett Ledbetter (06-07).....18.3 Greg Daust (68-69, 71-72).....18.3 Eric Love (86-88).....18.0 Troy Long (11-12).....16.6 Carlos Smith (82-84).....16.6 Jonathan Griffin (02-06).....16.4 Leon Kynard (90-92).....15.1 Chris Pilz (87-91).....15.1 	<p>3-Point FG Attempts</p> <ol style="list-style-type: none"> Barry Graskewicz (88-92).....485 Chris Pilz (87-91).....459 Lawndale Thomas (92-96).....452 Steven Davis (16-18).....392 Jim Schelich (99-02).....387 Marcus Albert (93-95).....385 Darian Cartharn (12-14).....372 Eric Love (87-89).....341 Troy Slaten (04-07).....339 Steve Roder (89-93).....327 	<p>Rebounds</p> <ol style="list-style-type: none"> Greg Daust (68-69, 71-72).....898 Glen Rohn (68-72).....817 Ron Porter (82-86).....780 Rolandis Nash (74-78).....764 Rodney Hawthorne (93-97).....752 Jim Goessling (73-77).....732 Jonathan Griffin (02-06).....652 Aareon Smith (11-15).....651 Kevin Tuckson (93-97).....644 Hubert Hoosman (75-79).....617 	<p>Steals Average</p> <ol style="list-style-type: none"> Chris Pilz (87-91).....2.1 Ronnie Banks (02-04).....1.9 Leon Kynard (90-92).....1.6 Eric Love (86-88).....1.6 Carlos Smith (82-84).....1.6 Jonathan Griffin (02-04).....1.5 Rodney Hawthorne (93-97).....1.5 Lawndale Thomas (92-96).....1.5 Mark Lash (94-96).....1.4 Jason Black (07-09).....1.3 Greg Ross (97-01).....1.3
<p>Field Goals Made</p> <ol style="list-style-type: none"> Bob Bone (73-77).....987 William Harris (78-82).....653 Hubert Hoosman (75-79).....578 Rolandis Nash (74-78).....568 Jonathan Griffin (02-06).....538 Chris Pilz (87-91).....527 Ron Porter (82-86).....511 Jack Stenner (66-69).....492 Rodney Hawthorne (93-97).....450 Glen Rohn (68-72).....420 	<p>3-Pt FG Perct. (Min 75 made)</p> <ol style="list-style-type: none"> Brandon Marquardt (14-16).....472 Derek Shouse (13-15).....429 Troy Long (11-12).....426 Steven Davis (16-18).....421 Michael Weber (12-14).....412 Jeff Wilson (85-89).....406 Jeremiah Fouts (97-99).....398 Joshua McCoy (11-13).....394 Johnathan Matthews (17-19).....392 Darian Cartharn (12-14).....390 Troy Slaten (04-07).....389 	<p>Rebound Avg (Min 50 games)</p> <ol style="list-style-type: none"> Greg Daust (68-69, 71-72).....16.9 Ron Carkhum (69-72).....9.0 Rolandis Nash (74-78).....8.7 Glen Rohn (68-72).....8.4 Jim Goessling (73-77).....8.2 Eric Bickel (94-96).....7.8 Kevin Brooks (86-88).....7.8 Kevin Hill (89-91).....7.6 Gary Rucks (79-81).....7.3 Hunter Reine (15-17).....7.1 Ron Porter (82-86).....7.1 	<p>Blocked Shots</p> <ol style="list-style-type: none"> Rodney Hawthorne (93-97).....128 Kevin Tuckson (93-97).....81 Ron Porter (82-86).....73 Von Scales (86-90).....69 Eric Bickel (94-96).....66 Zach Redel (09-12).....59 Charlie Woods (11-13).....54 Kevin Dwyer (10-14).....46 Mike Moore (89-93).....46 Lonnie Lewis (80-82).....44
<p>Field Goal Attempts</p> <ol style="list-style-type: none"> Bob Bone (73-77).....2055 William Harris (78-82).....1315 Jonathan Griffin (02-06).....1308 Rolandis Nash (74-78).....1270 Hubert Hoosman (75-79).....1233 Chris Pilz (87-91).....1202 Greg Ross (97-01).....991 Rodney Hawthorne (93-97).....986 Lawndale Thomas (92-96).....965 Jack Stenner (66-69).....963 	<p>Free Throws Made</p> <ol style="list-style-type: none"> Bob Bone (73-77).....704 Jonathan Griffin (02-06).....551 Chris Pilz (87-91).....455 Aareon Smith (11-15).....370 Ron Porter (82-86).....333 Greg Ross (97-01).....312 Kevin Tuckson (93-97).....310 Jack Stenner (66-69).....274 Rodney Hawthorne (93-97).....263 Greg Daust (68-69, 71-72).....233 	<p>Assists</p> <ol style="list-style-type: none"> Bob Bone (73-77).....446 Chris Pilz (87-91).....426 Lawndale Thomas (92-96).....331 William Harris (78-82).....302 Jonathan Griffin (02-06).....283 Greg Ross (97-01).....275 Rodney Hawthorne (93-97).....268 Elijah Watson (16-18).....251 Grayling Tobias (75-79).....241 Duane Young (84-87).....226 	<p>Blocks Average</p> <ol style="list-style-type: none"> Rodney Hawthorne (93-97).....1.2 Eric Bickel (94-96).....1.2 Charlie Woods (11-13).....1.1 Kevin Tuckson (93-97).....0.8 Lonnie Lewis (80-82).....0.8 Taylor Wimbish (13-15).....0.7 Zach Redel (09-12).....0.7 Ron Porter (82-86).....0.7 Jared Pratt (01-pres).....0.6 Von Scales (86-90).....0.6
<p>FG Percentage (Min. 150 made)</p> <ol style="list-style-type: none"> Byron McNair (87-89).....674 Taylor Wimbish (13-15).....603 Hunter Reine (15-17).....582 Scott Kassel (00-02).....582 Eric Bickel (94-96).....574 Taylor Wimbish (13-15).....572 Ron Porter (82-86).....558 Marvin Smith (93-94).....558 Isiah Nunn (11-13).....555 Greg Daust (68-69, 71-72).....554 	<p>Free Throw Attempts</p> <ol style="list-style-type: none"> Bob Bone (73-77).....851 Jonathan Griffin (02-06).....741 Chris Pilz (87-91).....575 Kevin Tuckson (93-97).....495 Aareon Smith (11-15).....482 Ron Porter (82-86).....471 Rodney Hawthorne (93-97).....443 Greg Daust (68-69, 71-72).....394 Jack Stenner (66-69).....385 Greg Ross (97-01).....382 	<p>Assist Avg. (Min 50 games)</p> <ol style="list-style-type: none"> Elijah Watson (16-18).....4.6 Bob Bone (73-77).....4.5 Beaumont Beasley (08-10).....3.8 Chris Pilz (87-91).....3.8 Jason Black (07-09).....3.7 Ronnie Banks (02-04).....3.7 Lawndale Thomas (92-96).....3.2 Leon Kynard (90-92).....3.2 William Harris (78-82).....3.1 Michael Weber (12-14).....2.8 Duane Young (84-87).....2.8 Grayling Tobias (75-79).....2.8 	

INDIVIDUAL LEADERS BY CLASS

FRESHMAN

Points

1. Bob Bone (73-74).....533
2. Chris Pilz (87-88).....362
3. Rolandis Nash (74-75).....332
4. William Harris (78-79).....320
5. Joshua Webster (15-16).....291
6. Beaumont Beasley (08-09).....275
7. Greg Ross (97-98).....260
8. Rodney Hawthorne (93-94).....256
9. Grayling Tobias (75-76).....236
10. Hubert Hoosman (75-76).....230

Rebounds

1. Rolandis Nash (74-75).....231
2. Scott Crawford (90-91).....221
3. Dennis Benne (78-79).....180
4. Rodney Hawthorne (93-94).....176
5. Ron Porter (82-83).....172
6. Hubert Hoosman (75-76).....149
7. Glen Rohn (68-69).....138
8. Jonathan Griffin (02-03).....137
9. Kevin Tuckson (93-94).....135
10. David Ward (04-05).....129

Field Goals

1. Bob Bone (73-74).....196
2. Rolandis Nash (74-75).....146
3. William Harris (78-79).....136
4. Joshua Webster (15-16).....110
5. Beaumont Beasley (08-09).....107

3-Point Field Goals

1. Anthony Hughes (17-18).....40
- Chris Pilz (87-88).....40
3. Kobe Wands (16-17).....39
4. Jack Connors (11-12).....28
5. Ryne Bechtel (08-09).....25

Free Throws

1. Bob Bone (73-74).....141
2. Chris Pilz (87-88).....112
3. Jonathan Griffin (02-03).....71
4. Kevin Tuckson (93-94).....69
5. Joshua Webster (15-16).....61

Assists

1. Chris Pilz (87-88).....112
2. Joshua Webster (15-16).....107
3. Grayling Tobias (75-76).....98
4. William Harris (78-79).....95
5. Steve Webb (18-19).....89

Steals

1. Chris Pilz (87-88).....48
2. Rodney Hawthorne (93-94).....36
3. Steve Webb (18-19).....34
4. Scott Crawford (90-91).....32
5. Jonathan Griffin (02-03).....29

Blocks

1. Rodney Hawthorne (93-94).....35
2. Ron Porter (82-83).....31
3. Joshua Webster (15-16).....29
4. Kevin Tuckson (93-94).....15
5. Ty Adams (06-07).....12

SOPHOMORE

Points

1. Bob Bone (74-75).....656
2. Greg Daust (68-69).....500
3. Jonathan Griffin (02-03).....496
4. William Harris (79-80).....427
5. Hubert Hoosman (76-77).....420
6. Beaumont Beasley (09-10).....402
7. Rolandis Nash (75-76).....388
8. Grayling Tobias (76-77).....386
9. Greg Ross (98-99).....372
10. Barry Graskewicz (89-90).....337

Rebounds

1. Greg Daust (69-69).....487
2. Rolandis Nash (75-76).....220
3. Glen Rohn (69-70).....200
4. Hubert Hoosman (76-77).....188
5. Ron Porter (83-84).....181
6. Dennis Beene (79-80).....177
7. Zach Redel (09-10).....164
8. Jonathan Griffin (03-04).....159
- Scott Crawford (91-92).....159
10. David Ward (05-06).....144

Field Goals

1. Bob Bone (74-75).....226
2. Greg Daust (68-69).....196
3. William Harris (79-80).....191
4. Hubert Hoosman (76-77).....186
5. Rolandis Nash (75-76).....168

3-Point Field Goals

1. Jim Schelich (99-00).....67
2. Barry Graskewicz (89-90).....56
3. Greg Ross (98-99).....48
4. Beaumont Beasley (09-10).....38
5. Lawndale Thomas (93-94).....36

Free Throws

1. Bob Bone (74-75).....204
2. Jonathan Griffin (03-04).....153
3. Greg Daust (68-69).....108
4. Chris Pilz (88-89).....80
5. Beaumont Beasley (09-10).....78

Assists

1. Bob Bone (74-75).....139
2. Beaumont Beasley (09-10).....102
3. William Harris (79-80).....103
4. Shane Wissink (18-19).....98
5. Chris Pilz (88-89).....90

Steals

1. Jonathan Griffin (03-04).....50
2. Chris Pilz (88-89).....49
3. Greg Ross (98-99).....44
4. Shane Wissink (18-19).....41
5. Lawndale Thomas (93-94).....38

Blocks

1. Rodney Hawthorne (94-95).....22
2. Ron Porter (83-84).....21
3. Kevin Tuckson (94-95).....17
4. Jared Pratt (02-03).....14
5. Alex Majewski (14-15).....13
- Mike Moore (90-91).....13

JUNIORS

Points

1. Bob Bone (75-76).....702
2. Gerald Fulton (10-11).....573
3. Jonathan Griffin (04-05).....538
4. Jack Stenner (67-68).....478
5. Eric Love (86-87).....472
6. Cory Oliver (91-92).....461
7. Ron Woods (66-67).....437
8. Tylor Wimbish (13-14).....436
9. Chris Pilz (89-90).....417
10. Ron Porter (84-85).....409

Rebounds

1. Warne Wynn (74-75).....350
2. Ron Carkhum (70-71).....236
- Ron Woods (66-67).....236
4. Marvin Smith (93-94).....231
5. Jim Buford (70-71).....227
6. Jim Goessling (75-76).....226
7. Eric Bickel (94-95).....219
8. Carl Walton (77-78).....216
9. Kevin Brooks (86-87).....213
10. Rodney Hawthorne (95-96).....211

Field Goals

1. Bob Bone (75-76).....271
2. Gerald Fulton (10-11).....190
- Eric Love (86-87).....190
4. Carlos Smith (82-83).....184
5. Jack Stenner (67-68).....183

3-Point Field Goals

1. Steven Davis (16-17).....88
2. Darian Cartham (12-13).....77
3. Gerald Fulton (10-11).....71
4. Marcus Albert (93-94).....66
5. Eric Love (86-87).....64

Free Throws

1. Bob Bone (75-76).....160
2. Jonathan Griffin (04-05).....156
3. Gerald Fulton (10-11).....122
4. Kevin Brooks (86-87).....118
5. Cory Oliver (91-92).....112
- Jack Stenner (67-68).....112

Assists

1. Bob Bone (75-76).....114
2. Elijah Watson (16-17).....107
3. Jonathan Griffin (04-05).....102
4. Justin Hightower (10-11).....95
5. Glen Rohn (70-71).....94

Steals

1. Joshua McCoy (11-12).....56
2. Carlos Smith (82-83).....53
3. Chris Pilz (89-90).....50
4. Rodney Hawthorne (95-96).....45
- Lawndale Thomas (94-95).....45

Blocks

1. Rodney Hawthorne (95-96).....42
2. Eric Bickel (94-95).....39
3. Von Scales (88-89).....36
4. Charlie Woods (11-12).....31
5. Tylor Wimbish (13-14).....26

SENIORS

Points

1. Bob Bone (76-77).....787
2. Chris Pilz (90-91).....574
3. Eric Love (87-88).....572
4. Jack Stenner (68-69).....560
5. Aareon Smith (14-15).....529
6. Ron Porter (85-86).....506
7. Brett Ledbetter (06-07).....494
8. Jonathan Griffin (05-06).....493
9. Dellondo Foxx (85-86).....487
10. Hubert Hoosman (78-79).....470

Rebounds

1. Greg Daust (71-72).....411
2. Jim Goessling (76-77).....300
3. Kevin Tuckson (96-97).....295
4. Aareon Smith (14-15).....285
5. Kevin Hill (90-91).....273
6. Hunter Reine (16-17).....265
7. Ron Porter (85-86).....245
8. Ron Carkhum (71-72).....240
9. Scott Kassel (01-02).....237
- Terence Herbert (99-00).....237
- Glen Rohn (71-72).....237

Field Goals

1. Bob Bone (76-77).....294
2. Eric Love (87-88).....226
3. Jack Stenner (68-69).....225
4. Dellondo Foxx (85-86).....214
5. Hubert Hoosman (78-79).....198

3-Point Field Goals

1. Brandon Marquardt (15-16).....89
2. Troy Long (11-12).....84
3. Steven Davis (17-18).....77
4. Troy Slaten (06-07).....72
5. Johnathan Matthews (18-19).....68
- Darian Cartham (13-14).....68

Free Throws

1. Bob Bone (76-77).....199
2. Aareon Smith (14-15).....197
3. Jonathan Griffin (05-06).....171
4. Chris Pilz (90-91).....159
5. Greg Ross (00-01).....143

Assists

1. Elijah Watson (17-18).....144
2. Jason Black (08-09).....140
3. Chris Pilz (90-91).....131
4. Bob Bone (76-77).....126
5. Paul Paradoski (07-08).....116

Steals

1. Chris Pilz (90-91).....86
2. Brett Ledbetter (06-07).....69
3. Ronnie Banks (03-04).....66
4. Eric Love (87-88).....57
5. Lawndale Thomas (95-96).....52

Blocks

1. Kevin Tuckson (96-97).....37
2. Rodney Hawthorne (96-97).....29
3. Eric Bickel (95-96).....27
4. Lonnie Lewis (81-82).....27
5. Charlie Woods (12-13).....23

UMSLMEN'S BASKETBALL


TOP 50 CAREER SCORERS

	<i>Player</i>	<i>Games</i>	<i>Years</i>	<i>FG Made</i>	<i>3 Pt FG</i>	<i>FT Made</i>	<i>Average</i>	<i>Points</i>
1.	Bob Bone	100	1973-77	987	--	704	26.8	2,678
2.	Jonathan Griffin	106	2002-06	538	112	551	16.4	1,739
3.	Chris Pilz	111	1987-91	527	168	455	15.1	1,677
4.	William Harris	97	1978-82	632	--	203	14.8	1,467
5.	Ron Porter	110	1982-86	511	--	333	12.3	1,355
6.	Hubert Hoosman	100	1975-79	578	--	195	13.5	1,351
7.	Rolandis Nash	88	1974-78	568	--	166	14.8	1,302
8.	Jack Stenner	63	1966-69	492	--	274	20.1	1,258
9.	Greg Ross	106	1997-2001	416	103	312	11.8	1,253
10.	Rodney Hawthorne	107	1993-97	450	25	209	11.1	1,188
11.	Lawndale Thomas	105	1992-96	371	140	212	10.4	1,094
	Barry Graskewicz	107	1988-92	354	185	201	10.1	1,094
13.	Aareon Smith	113	2011-15	341	35	370	9.6	1,087
14.	Glen Rohn	97	1968-72	420	--	226	11.0	1,066
15.	Eric Love	58	1986-88	416	131	81	18.0	1,044
16.	Von Scales	112	1986-90	405	5	194	9.0	1,009
17.	Mark Bernsen	71	1969-72	392	--	206	13.9	990
18.	Greg Daust	53	1968-72	368	--	233	18.3	969
19.	Kevin Tuckson	107	1993-97	322	--	310	8.9	954
20.	David Ward	109	2004-08	365	2	212	8.7	944
21.	Bob McCormack	93	1981-85	387	--	143	9.9	917
22.	Steve Roder	109	1989-93	285	124	222	8.4	916
23.	Grayling Tobias	85	1975-79	359	--	193	10.7	911
24.	Carlos Smith	53	1982-84	363	--	156	16.6	882
25.	Jim Schelich	80	1999-2002	293	144	128	10.7	858
26.	Leon Kynard	56	1990-92	304	98	142	15.1	848
27.	Jeff Wilson	103	1985-89	285	91	146	7.8	807
28.	Joshua McCoy	54	2011-13	244	109	188	14.5	785
29.	Ron Carkhum	56	1969-72	314	--	148	13.9	776
30.	Kevin Morganfield	107	1985-89	295	66	111	7.1	767
31.	Scott Crawford	101	1990-96	281	23	164	7.4	749
32.	Rick Kirby	47	1978-80	335	--	77	15.9	747
33.	Troy Slaten	53	2004-07	245	132	119	14.0	741
34.	Kevin Brennan	48	1972-74	309	--	118	15.3	736
35.	Tylor Wimbish	50	2013-15	303	4	119	14.6	729
	Erick Bickel	54	1994-96	247	--	149	13.5	729
37.	Dellondo Foxx	51	1984-86	317	--	87	14.2	721
38.	Kevin Brooks	57	1986-88	251	--	216	12.6	718
39.	Marcus Albert	52	1993-95	216	128	93	13.6	705
40.	Darian Cartharn	52	2012-14	244	145	55	13.2	688
41.	Beaumont Beasley	52	2008-10	250	61	116	13.0	677
42.	Johnathan Matthews	56	2017-19	104	104	166	11.9	664
43.	Dennis Caldwell	47	1968-70	272	--	115	14.0	659
44.	Steven Davis	56	2016-18	216	165	56	1.7	653
	Jim Buford	48	1970-72	270	--	113	13.6	653
46.	Brandon Marquardt	58	2014-16	211	143	84	11.2	649
47.	Ronnie Banks	54	2002-04	204	95	144	11.9	647
48.	Ryan Lawrence	78	2008-11	222	31	145	7.9	620
49.	Nathan Whittaker	107	2005-09	215	70	112	5.7	612
50.	Reggie Clabon	54	1980-83	229	--	140	11.1	598

UMSL MEN'S BASKETBALL HALL OF FAMERS

Bob Bone (1973-77)

Inducted: 2001




Bob Bone is the all-time career scoring leader in UMSL history with 2,678 points. He was a three-time All-American during his career and holds numerous UMSL records in addition to the scoring title. He holds career records for highest career scoring average (26.8 ppg), field goals made (947), free throws made (704) and assists (446). He holds single season records for points scored (787) and points per game (30.3 ppg). Bone also holds single game records in points scored with 46 on two occasions and in assists with 13. Bone was an Academic All-American three times in basketball

and twice for baseball.

Jack Stenner (1966-69)

Inducted: 2001




Stenner was UMSL's first basketball All-American, earning those honors in the 1968-69 season. He was a member of the team that year, along with fellow Hall of Famer Greg Daust, that won the District 16 Championship and advanced to the NAIA National Tournament in 1969, the team's first appearance in a National Championship Tournament. He ranks eighth in UMSL history with 1,267 career points and second best career scoring average at 20.1 points per game. He was drafted by the Carolina Cougars in the ABA Draft

after his career at UMSL.

Chris Pilz (1987-91)

Inducted: 2002




Chris Pilz played in more winning games (72) than any other player in school history and was a member of the 1987-88 and 1990-91 teams that set the school record with 22 wins in a season. Pilz helped lead the 1987-88 team to the NCAA Division II Tournament, the last UMSL team to do so, and was named Co-MVP of the South-Central Regional that season. Pilz is the school's all-time steals king, holding school records for most steals in a game (8), most steals in a season (86), and most steals in a career (233). He is the third all-time leading scorer in UMSL history with 1,673 points.

He was the conference Newcomer of the Year in 1988 and was an all-conference selection three-times. Pilz was a two-time all-region selection and was a second team All-American in 1990-91.

Grayling Tobias (1975-79)

Inducted: 2003




Grayling Tobias was a two-sport athlete at UMSL, playing both basketball and baseball for the Rivermen. He played in 85 games during his four seasons for the basketball team, and scored 911 career points, which ranks 20th on the all-time UMSL scoring list. As a baseball player, Tobias was a member of three NCAA Regional teams from 1976-1978 while helping the team average 27 wins per year during that stretch. In 1977, he was a member of the team that finished third in the country at the NCAA College World Series. Tobias was an honorable mention All-American selection

as an outfielder in 1977. He ranks 10th all-time in the UMSL record books with 154 career hits and is second in career steals with 78.

Greg Daust (1968-71)

Inducted: 2001




Greg Daust is UMSL's all-time rebounding leader with 898 career rebounds in just two seasons, averaging a school-record 16.9 for his career and 18.7 in the 1968-69 season. He also holds the single season rebounding record with 487. Daust was an All-American in 1971-72 and was drafted by the Denver Nuggets in the ABA draft following his career at UMSL. Daust was also a member of the 1968-69 team, along with fellow Hall of Famer Jack Stenner, that won the District 16 Championship and advanced to the NAIA National

Championship Tournament.

Chuck Smith - Head Coach (1966-79)

Inducted: 2001




Smith was the first-ever head coach for the men's basketball program, guiding the team to the NAIA National Tournament in 1968-69, the first ever postseason appearance for the Rivermen. He took the 1971-72 team to the NCAA Division II National Tournament and advanced to the Elite Eight. In February 1979, he was named the full-time Athletic Director after serving as both the men's basketball head coach and Athletic Director since 1966. In 1971-72, he oversaw the construction of the Mark Twain Building, the soccer field, baseball field and

tennis courts, and in 1990 he oversaw the renovations to the Mark Twain Building. During his tenure as Athletic Director, the school had two basketball teams advance to the National Tournament, the men's soccer team won the national title and advanced to the Final Four six times, and the baseball team advanced to the College World Series three times. In his 26 seasons with UMSL Athletics, the school had teams reach the National Tournament on 37 occasions and had 55 student-athletes earn All-American recognition. In 1990, Smith was inducted into the Missouri Basketball Hall of Fame. After replacing the Mark Twain Building gym floor in the fall of 2006, the new court was named Chuck Smith Court in his honor.

Rich Meckfessel - Head Coach (1982-99)

Inducted: 2007




Rich Meckfessel was the UMSL men's basketball coach for 17 years from 1983 through 1999, the longest tenure of any basketball head coach in UMSL history. He recorded 214 career wins during that time, also the most of any basketball coach in UMSL history. Coach Meckfessel led the 1987-88 team to a 22-9 record and the 1990-91 team to a 22-6 record, both of which mark the school's record for most wins in a season. The 1987-88 team qualified for the NCAA Division Tournament and advanced to the Sweet 16, and is still the last men's basketball team to qualify for the NCAA Tournament. Coach Meckfessel was named MIAA Coach of the Year three times in his career and was named NCAA Division II South Central Regional Coach of the Year in 1984-85. In addition to being the head basketball coach, he served as UMSL's Interim Athletic Director from 1992 through 1995.

UMSL MEN'S BASKETBALL HALL OF FAMERS

Ron Porter (1982-86)

Inducted: 2012




Ron Porter played four seasons at UMSL from 1982-86. A second team all-MIAA honoree in 1984-85, Porter became the first player in program history to earn first team all-conference honors when he was selected to the MIAA's first team his senior season (1985-86). Porter etched his name in several top 10 career categories, including rebounds (780) and blocked shots (73), in which he is third all-time. He also ranks fourth in career free throws made (333), fourth in field goal percentage (.558), fifth in free throw attempts (471), and

seventh in field goals made (511). Porter finished his career with 1,355 points, which stands as the fifth highest in program history. He also owns the single game field goal percentage record of 92.3 percent (12-of-13) set against Rockhurst on November 23, 1985 and set a single season field goal shooting percentage of 63.6 as a junior, which currently ranks as the third best. Other single season records include sixth in blocks (31 during 82-83 season), seventh in rebounding (245 during 85-86 season) and 10th in scoring (506 during 85-86 season).

Charles "Chico" Jones (1979-present)

Inducted: 2011




The recipient of the 2012 Marty Hendin Distinguished Service Award was Chico Jones. Awarded to those individuals who have made exceptional contributions to UMSL Athletics, Jones has served the men's basketball program for 32 seasons as an assistant coach. During his time, he has worked under five different head coaches and served under UMSL Sports Hall of Famer Rick Meckfessel during the 1987-88 season, which was the last team to reach the NCAA Tournament.

POSTSEASON HONOR ROLL


ALL-AMERICA HONORS

JACK STENNER • 1968-69




Among the most celebrated players in UMSL men's basketball history and UMSL's first all-American selection, Jack Stenner averaged 19.9 points per game during a spectacular three-year career with the then Rivermen. He earned all-American status as a senior during the 1968-69 season, after averaging 24.3 points per game and leading his team to a 19-7 record, the District 16 championship and a trip to the NAIA National Tournament.

BOB BONE • 1974-75, 1975-76, 1976-77



A three-time all-American and a four-year starter (1974-77), Bob Bone rewrote the UMSL men's basketball record books, setting no less than 19 individual records during a spectacular career. Bone held season scoring averages of 21.3, 27.3, 28.1 and 30.3 points per game during his career. He poured in 30 or more points over an 11-game period during the 1975-76 season and averaged 32.5 points per game over the final 10 games.


GREG DAUST • 1971-72



Greg Daust played two seasons at UMSL, earning all-American honors after leading the 1971-72 Rivermen to the NCAA Division II National Tournament with averages of 17.3 points and 15.3 rebounds per game. Along with co-captain Jack Stenner, Daust helped the Rivermen to a 19-7 record during the 1968-69 season, the District 16 championship and a trip to the NAIA National Tournament. That season he averaged 19.4 points and 18.5 rebounds per game and was selected to the all-NAIA District 16 Tournament team. In his first collegiate game

against SE Missouri State, Daust pulled down an amazing 35 rebounds, a record which still stands today.

CHRIS PILZ • 1990-91




Current head coach Chris Pilz is the most recent player to garner all-American status, earning second team honors during the 1990-91 season after averaging 20.5 points per game for the 22-6 squad, which reached the NCAA Division II Tournament. During that season, Pilz was also instrumental in a 104-99 victory over then No. 4 ranked Central Missouri State.

POSTSEASON HONOR ROLL



Jonathan Griffin was a two-time all-GLVC honoree for UMSL and also earned all-region accolades. Griffin was also named the 2005-06 GLVC Scholar-Athlete of the Year in men's basketball.



Eric Love was a two-time all-MIAA selection from 1986-88.

ALL-MIAA HONORS

Player	Team	Year
William Harris	2nd	1981-82
Reggie Clabon	2nd	1982-83
Carlos Smith	2nd	1983-84
Ron Porter	2nd	1984-85
Bob McCormack	2nd	1984-85
Ron Porter	1st	1985-86
Eric Love	2nd	1986-87
Eric Love	2nd	1987-88
Von Scales	2nd	1988-89
Chris Pilz	2nd	1989-90
Chris Pilz	1st	1990-91
Leon Kynard	2nd	1991-92
Darren Hill	1st	1992-93
Lawndale Thomas	HM	1994-95

MIAA ALL-FRESHMAN

Player	Year
Chris Pilz	1987-88
Steve Roder	1989-90
Scott Crawford	1990-91
Jermaine Morris	1991-92
Lawndale Thomas	1992-93

ALL-SOUTH CENTRAL REGION

Player	Team	Year
Eric Love	1st	1986-87
Eric Love	1st	1987-88
Chris Pilz	1st	1988-89
Chris Pilz	2nd	1989-90
Chris Pilz	2nd	1990-91

NABC ALL-MIDWEST REGION

Player	Team	Year
Gerald Fulton	1st	2010-11
Troy Long	2nd	2011-12

DAKTRONICS MIDWEST ALL-REGION

Player	Team	Year
Jonathan Griffin	2nd	2005-06
Gerald Fulton	1st	2010-11
Aareon Smith	2nd	2014-15

ALL-GLVC

Player	Team	Year
Kevin Tuckson	2nd	1996-97
Durrel Robinson	HM	1998-99
Terence Herbert	HM	1999-2000
Greg Ross	HM	2000-01
Deryn Carter	HM	2001-02
Scott Kassel	HM	2001-02
Jonathan Griffin	2nd	2004-05
Jonathan Griffin	2nd	2005-06
Brett Ledbetter	HM	2006-07
Gerald Fulton	1st	2010-11
Troy Long	1st	2011-12
Joshua McCoy	2nd	2011-12
Charlie Woods	2nd	2011-12
Darian Cartharn	2nd	2012-13
Joshua McCoy	2nd	2012-13
Tylor Wimbish	1st	2013-14
Aareon Smith	1st	2014-15
Tylor Wimbish	2nd	2014-15
Elijah Watson	2nd	2017-18
Johnathan Matthews	2nd	2018-19

GLVC ALL-DEFENSIVE TEAM

Player	Year
Justin Hightower	2011-12
Joshua Webster	2015-16
Elijah Watson	2016-17
Steve Webb	2018-19

GLVC ALL-FRESHMAN TEAM

Player	Year
Justin Hightower	2011-12
Steve Webb	2018-19

GLVC COACH OF THE YEAR

Player	Year
Steve Tappmeyer	2011-12

NABC MIDWEST COACH OF THE YEAR


Player	Year
Steve Tappmeyer	2011-12

GLVC SCHOLAR ATHLETE OF THE YEAR

Player	Year
Jonathan Griffin	2005-06

UMSLMEN'S BASKETBALL

1,000-POINT CLUB



BOB BONE (1973-77)

2,678 POINTS


Year	GP	FG-A	Pct.	3FG-A	Pct	FT-A	Pct	Pts.	Avg.
1973-74	25	196-391	.501	--	--	141-174	.810	533	21.3
1974-75	24	226-495	.457	--	--	204-243	.840	656	27.3
1975-76	25	271-563	.481	--	--	160-199	.804	702	28.1
1976-77	26	294-606	.485	--	--	199-235	.847	787	30.3
TOTAL	100	987-2055	.480	--	--	704-851	.827	2678	26.8



JONATHAN GRIFFIN (2002-06)

1,739 POINTS


Year	GP	FG-A	Pct.	3FG-A	Pct	FT-A	Pct	Pts.	Avg.
2002-03	24	70-201	.348	1-10	.100	71-112	.634	212	8.8
2003-04	27	157-379	.414	29-70	.414	153-207	.739	496	18.4
2004-05	28	164-396	.414	54-146	.370	156-199	.784	538	19.2
2005-06	27	147-332	.443	28-91	.308	171-223	.767	493	18.3
TOTAL	106	538-1308	.411	112-317	.353	551-741	.743	1739	16.4



CHRIS PILZ (1987-91)

1,677 POINTS


Year	GP	FG-A	Pct.	3FG-A	Pct	FT-A	Pct	Pts.	Avg.
1987-88	31	105-251	.418	40-96	.417	112-153	.732	362	11.7
1988-89	25	106-245	.432	32-100	.320	80-108	.740	324	12.9
1989-90	27	136-329	.413	41-109	.376	104-125	.832	417	15.4
1990-91	28	180-377	.477	55-154	.357	159-189	.841	574	20.5
TOTAL	111	527-1202	.438	168-459	.366	455-575	.791	1677	15.1



WILLIAM HARRIS (1978-82)

1,467 POINTS


Year	GP	FG-A	Pct.	3FG-A	Pct	FT-A	Pct	Pts.	Avg.
1978-79	25	136-310	.439	--	--	48-61	.787	320	12.8
1979-80	26	191-364	.525	--	--	45-58	.776	427	17.4
1980-81	23	163-343	.475	--	--	47-53	.887	373	16.2
1981-82	25	142-298	.477	--	--	63-73	.863	347	13.9
TOTAL	99	632-1315	.481	--	--	203-245	.829	1467	14.8



RON PORTER (1982-86)

1,355 POINTS


Year	GP	FG-A	Pct.	3FG-A	Pct	FT-A	Pct	Pts.	Avg.
1982-83	28	67-147	.456	--	--	53-82	.647	187	6.7
1983-84	27	106-198	.535	--	--	41-69	.594	253	9.4
1984-85	28	150-236	.636	--	--	109-141	.773	409	14.6
1985-86	27	188-334	.563	--	--	130-179	.726	506	18.7
TOTAL	110	511-915	.558	--	--	333-471	.707	1355	12.3



HUBERT HOOSMAN (1975-79)

1,351 POINTS


Year	GP	FG-A	Pct.	3FG-A	Pct	FT-A	Pct	Pts.	Avg.
1975-76	25	97-169	.574	--	--	36-61	.590	230	9.3
1976-77	26	186-402	.463	--	--	48-94	.511	420	16.2
1977-78	23	97-242	.401	--	--	37-60	.617	231	10.0
1978-79	26	198-420	.471	--	--	74-101	.733	470	18.1
TOTAL	100	578-1233	.469	--	--	195-316	.617	1351	13.5



ROLANDIS NASH (1974-78)

1,302 POINTS


Year	GP	FG-A	Pct.	3FG-A	Pct	FT-A	Pct	Pts.	Avg.
1974-75	24	146-312	.468	--	--	40-61	.656	332	13.8
1975-76	25	168-401	.419	--	--	52-73	.712	388	15.5
1976-77	14	71-155	.458	--	--	23-31	.742	165	11.8
1977-78	25	183-402	.455	--	--	51-77	.662	417	16.7
TOTAL	88	568-1270	.447	--	--	166-242	.686	1302	14.8



JACK STENNER (1966-69)

1,258 POINTS

Year	GP	FG-A	Pct.	3FG-A	Pct	FT-A	Pct	Pts.	Avg.
1966-67	19	84-197	.426	--	--	52-79	.658	220	11.6
1967-68	21	183-357	.512	--	--	112-147	.761	478	22.8
1968-69	23	225-409	.550	--	--	110-159	.692	560	24.3
TOTAL	63	492-963	.511	--	--	274-385	.712	1258	20.1



GREG ROSS (1997-2001)

1,253 POINTS


Year	GP	FG-A	Pct.	3FG-A	Pct	FT-A	Pct	Pts.	Avg.
1997-98	26	100-241	.415	20-63	.317	40-58	.690	260	10.0
1998-99	26	125-306	.408	48-124	.387	68-84	.809	372	14.3
1999-00	27	71-168	.423	17-49	.347	61-73	.836	220	8.1
2000-01	27	120-272	.441	18-59	.305	143-167	.856	401	14.9
TOTAL	106	416-987	.421	103-295	.349	312-382	.817	1253	11.8



RODNEY HAWTHORNE (1993-97)

1,188 POINTS


Year	GP	FG-A	Pct.	3FG-A	Pct	FT-A	Pct	Pts.	Avg.
1993-94	26	100-220	.455	2-6	.333	54-91	.593	256	9.9
1994-95	27	94-205	.459	5-20	.250	65-108	.602	258	9.6
1995-96	27	133-290	.459	10-46	.217	67-112	.598	343	12.7
1996-97	27	123-271	.454	8-31	.258	77-132	.583	331	12.3
TOTAL	107	450-986	.456	25-103	.243	263-443	.594	1188	11.1



LAWNDALE THOMAS (1992-96)

1,094 POINTS

Year	GP	FG-A	Pct.	3FG-A	Pct	FT-A	Pct	Pts.	Avg.
1992-93	25	39-113	.345	14-45	.311	47-71	.662	139	5.6
1993-94	26	103-255	.404	36-127	.284	65-95	.684	307	11.8
1994-95	26	107-266	.402	44-119	.370	52-71	.732	310	11.9
1995-96	28	122-331	.369	46-161	.286	48-74	.649	338	12.1
TOTAL	105	371-965	.384	140-452	.309	212-311	.682	1094	10.4



BARRY GRASKEWICZ (1988-92)

1,094 POINTS

Year	GP	FG-A	Pct.	3FG-A	Pct	FT-A	Pct	Pts.	Avg.
1988-89	23	50-115	.434	19-44	.431	31-33	.939	150	6.5
1989-90	28	119-284	.413	56-151	.371	43-49	.878	337	12.0
1990-91	28	74-196	.378	50-123	.407	63-75	.840	261	9.3
1991-92	28	111-277	.401	60-167	.359	64-75	.853	346	12.4
TOTAL	107	354-872	.406	185-485	.381	201-232	.866	1094	10.2



AAREON SMITH (2011-15)

1,087 POINTS


Year	GP	FG-A	Pct.	3FG-A	Pct	FT-A	Pct	Pts.	Avg.
2011-12	28	39-84	.464	3-16	.188	31-49	.633	112	4.0
2012-13	27	57-125	.456	10-30	.333	63-82	.768	187	6.9
2013-14	28	87-180	.483	6-20	.300	79-110	.718	259	9.3
2014-15	30	158-323	.489	16-35	.457	197-241	.817	529	17.6
TOTAL	113	341-712	.479	35-101	.347	370-482	.768	1087	9.6



GLEN ROHN (1968-72)

1,066 POINTS


Year	GP	FG-A	Pct.	3FG-A	Pct	FT-A	Pct	Pts.	Avg.
1968-69	24	82-156	.526	--	--	37-61	.607	201	8.3
1969-70	22	107-231	.463	--	--	53-88	.602	267	12.1
1970-71	24	104-248	.419	--	--	46-87	.529	254	10.6
1971-72	27	127-279	.455	--	--	90-138	.652	344	12.7
TOTAL	97	420-914	.459	--	--	226-374	.604	1066	10.9



ERIC LOVE (1986-88)

1,044 POINTS

Year	GP	FG-A	Pct.	3FG-A	Pct	FT-A	Pct	Pts.	Avg.
1986-87	27	190-410	.474	64-155	.413	28-39	.718	472	17.5
1987-88	31	226-490	.461	67-186	.360	53-67	.791	572	18.5
TOTAL	58	416-900	.462	131-341	.384	81-106	.764	1044	18.0



VON SCALES (1986-90)

1,009 POINTS

Year	GP	FG-A	Pct.	3FG-A	Pct	FT-A	Pct	Pts.	Avg.
1986-87	25	48-100	.480	0-0	.000	28-40	.700	124	5.0
1987-88	31	71-139	.511	1-2	.500	32-49	.653	175	5.6
1988-89	28	135-257	.525	0-4	.000	57-84	.678	327	11.7
1989-90	28	151-306	.493	4-12	.333	77-98	.786	383	13.7
TOTAL	112	405-802	.505	5-18	.278	194-271	.716	1009	9.0

UMSL MEN'S BASKETBALL

POSTSEASON TEAMS

Throughout the history of men's basketball at University of Missouri-St. Louis, the Tritons have had their share of outstanding teams. Below are the three teams that advanced to the national tournament.



1968-69 NAIA TOURNAMENT

The Tritons captured the first significant championship in school history when they claimed the NAIA District 16 title during the 1968-69 season. UMSL got 17 points and 19 rebounds from Greg Daust, giving UMSL a 68-66 overtime win over Drury for that title. The Tritons went on to Kansas City for the first round of the NAIA National Championships, where they dropped a 102-90 decision to High Point College. Led by Daust and All-American Jack Stenner, the Tritons finished their stellar season with a 19-7 record.


1971-72 NCAA DIVISION II NATIONAL TOURNAMENT

The Tritons christened the new Mark Twain Building with a regional championship and a trip to the NCAA Division II national tournament in 1971-72, capturing the Midwest Regional Title. The Tritons hosted the regional and garnered the title with victories over South Dakota, 114-72, and Lincoln, 84-75. **Mark Bernsen** poured in 42 points against South Dakota and 27 before a capacity crowd of 5,500 against Lincoln. The storybook season came to an end in the NCAA quarterfinals against Roanoke College. Despite Bernsen's 18 points, the Tritons dropped a 94-69 decision to the eventual national champions.



1987-88 NCAA DIVISION II NATIONAL TOURNAMENT

The Tritons made their first national tournament appearance in 16 years by virtue of their MIAA tournament championship in 1987-88. Former head coach Chris Pilz drained the winning shot with four seconds left to give the Tritons the MIAA title with a 81-78 victory over Southeast Missouri State. Coach Rich Meckfessel guided the team to a 22-9 record and a trip to the NCAA South Central Regional Championship. The 22-9 record is the second-best record in school history.



YEAR-BY-YEAR RESULTS

1966-67 (12-7)
COACH: CHUCK SMITH

11/23 at Concordia #	W 88 86
11/25 vs Greenville #	W 75 71
11/26 vs Harris-Stowe #	W 80 73
12/2 vs Sanford Brown *	W 89 82
12/6 at Millikin	L 78 104
12/10 vs McKendree *	W 76 65
12/12 at Harris-Stowe	W 85 78
12/16 Illinois College	W 96 67
12/17 at Rhodes	L 61 83
12/20 vs Eureka &	W 97 79
12/21 at McKendree &	L 83 85
1/6 Sanford Brown	W 88 72
1/10 Harris-Stowe	W 81 79
1/13 Missouri-Rolla	W 74 70
1/18 at Eastern Illinois	L 52 65
1/23 Southwest Baptist	L 78 110
2/10 at Concordia	W 79 69
2/13 at McKendree	L 89 95
2/15 at Missouri-Rolla	L 58 86

- Concordia Tournament
& - McKendree Tournament
* - at Kiel Auditorium

1967-68 (13-9)
COACH: CHUCK SMITH

11/22 vs SIU Edwardsville #	W 109 48
11/24 vs McKendree #	W 85 71
12/2 Eastern Illinois	L 73 78
12/6 Millikin	L 66 67
12/8 McKendree *	W 92 81
12/12 Concordia	W 87 68
12/15 Harris-Stowe	W 90 60
12/16 William Jewell *	W 88 72
12/23 Illinois-Chicago *	W 105 80
1/5 John Brown	L 66 84
1/8 Kenyon	L 81 99
1/10 at Harris-Stowe	W 97 78
1/13 at Concordia	W 80 78
1/29 at Southwest Baptist	L 64 81
1/30 at Emporia State	L 60 78
2/3 Wisconsin-Milwaukee	W 87 81
2/9 at Concordia	W 83 82
2/13 Rhodes	W 71 66
2/17 at Wisconsin-Milwaukee	L 75 98
2/19 at Illinois-Chicago	L 82 88
2/23 at Illinois College	W 88 70
2/28 vs Rockhurst %	L 74 84

- Concordia Tournament
% - NAIA National Tour., * - at Kiel Auditorium

1968-69 (19-7)
COACH: CHUCK SMITH

Southeast Missouri St.	W 73 68
at Millikin	L 90 94
12/9 SIU Edwardsville	W 107 57
12/14 Kearney State	W 124 93
12/18 Concordia	W 113 59
12/21 at William Jewell	L 63 80
at Sioux Falls	L 76 84
vs. Southwestern (KS)	W 94 56
Illinois-Chicago	W 105 70
at SIU Edwardsville	W 103 58
at McKendree	W 93 88
at Concordia	W 80 58
at Illinois-Chicago	W 95 77
at Eastern Illinois	W 84 74
2/3 Arkansas-Little Rock	W 123 74
at Wisconsin-Milwaukee	L 98 100
2/14 Pershing	W 92 65
2/17 Missouri Southern	W 116 66
2/22 Wisconsin-Milwaukee	W 127 106
at Rhodes	L 75 98
at South Alabama	W 93 70
3/1 at Rockhurst	W 90 83
Drury *	L 64 77
Drury *	W 66 64
Drury *	W 68 66
High Point %	L 90 102

* - NAIA Playoffs; % - NAIA National Tour.

1969-70 (14-8)
COACH: CHUCK SMITH

12/1 William Jewell	W 84 76
12/6 Millikin	W 120 102
12/9 at SE Missouri St.	L 86 88
12/15 South Alabama	L 86 101
12/19 LSU-New Orleans	L 92 101
12/20 at Texas-Pan American	L 69 92
12/22 at Tennessee-Martin	W 86 77
12/27 Rockhurst *	L 88 95
1/3 Tennessee-Martin	W 96 85
1/7 at Illinois-Chicago	W 96 70
1/10 Wisconsin-Milwaukee	W 94 75
1/14 McKendree	W 78 73
1/17 Rhodes	W 117 70
1/28 Illinois-Chicago	W 80 63
1/31 LSU-New Orleans	W 117 90
2/3 at DePaul	L 74 87
2/7 Wisconsin-Milwaukee	L 65 94
2/11 SIU Edwardsville	W 84 72
2/14 at Rockhurst	L 81 101
2/18 at SIU Edwardsville	W 88 75
2/20 at Concordia	W 66 61
2/23 Eastern Illinois	W 81 68

1970-71 (12-12)
COACH: CHUCK SMITH

12/1 at SIU Edwardsville	W 97 75
12/3 Southeast Missouri St.	L 87 90
12/5 at Millikin	W 90 88
12/9 at McKendree	L 79 84
12/12 at William Jewell	L 67 72
12/14 Wisconsin-Milwaukee	W 75 69
12/17 Tennessee-Martin	L 78 85
12/19 Truman State	W 100 77
12/21 at Arkansas	L 84 91
12/23 at Memphis State	L 86 108
12/30 at Tennessee-Martin	W 71 70
1/2 Houston Baptist	L 63 67
1/4 William Jewell	W 96 52
1/6 Illinois-Chicago	W 94 65
1/11 Rockhurst	W 87 84
1/16 at SIU Edwardsville	L 83 97
1/28 at Western Illinois	L 77 80
1/30 at Illinois-Chicago	W 87 57
2/3 at Eastern Illinois	L 73 90
2/8 SIU Edwardsville	W 101 97
2/13 at Rockhurst	L 68 88
2/20 Concordia	W 85 74
2/24 Benedictine	L 78 84
2/26 Wisconsin-Parkside	W 94 66

1971-72 (21-6)
COACH: CHUCK SMITH

12/1 at Saint Louis	L 45 73
12/3 at SE Missouri St.	L 78 79
12/6 Arkansas	W 85 79
12/8 Missouri Valley	W 141 74
12/11 Blackburn	W 115 67
12/28 Western Illinois	W 101 81
12/30 at Tulsa	L 72 92
1/3 Benedictine	W 77 69
1/6 at Stetson	W 74 69
1/8 at South Florida	L 82 85
1/11 Rockhurst	W 106 90
1/14 at Illinois-Chicago	W 98 78
1/15 at Wisconsin-Parkside	W 91 67
1/17 at Wisconsin-Milwaukee	W 88 87
1/21 Illinois-Chicago	W 97 63
1/26 at SIU Edwardsville	W 95 77
1/29 Eastern Illinois	W 72 61
2/3 Southern Indiana	W 103 60
2/9 SIU Edwardsville	W 83 74
2/18 at Truman State	W 74 68
2/21 William Jewell	W 101 81
2/26 South Florida	W 105 86
2/29 at Southern Indiana	W 94 82
3/3 at Western Illinois	L 67 72

3/10 South Dakota #	W 114 72
3/11 Lincoln #	W 84 75
3/15 vs Roanoke %	L 66 94

- NCAA Regionals; % - NCAA Elite Eight

1972-73 (10-13)
COACH: CHUCK SMITH

12/2 Central Missouri St.	W 106 91
12/5 at Saint Louis	L 76 97
12/7 SIU Edwardsville	L 68 75
12/9 Arkansas College	W 94 78
12/23 Cornell	W 90 88
12/28 vs Bemidji State #	L 76 94
12/29 vs Sacred Heart (KS) #	W 87 84
1/4 Montana St.-Billings	L 85 88
1/6 at Arkansas	L 78 104
1/8 at Southern Mississippi	L 83 105
1/13 Wisconsin-Milwaukee	L 85 102
1/19 Illinois-Chicago	W 54 51
1/22 Wis.-Green Bay	L 57 74
1/24 at SIU Edwardsville	L 71 86
1/31 at Eastern Illinois	L 66 88
2/3 Southern Indiana	W 74 71
2/9 Missouri Baptist	W 98 88
2/14 at Western Illinois	W 89 86
2/20 at Rockhurst	L 70 77
2/23 Wisconsin-Parkside	W 66 65
2/26 at Southern Indiana	L 73 93
2/28 Rhodes	W 105 62
3/2 William Jewell	L 62 67

1973-74 (10-15)
COACH: CHUCK SMITH

11/30 Washburn	W 80 76
at Saint Louis	L 73 97
at Central Missouri St.	L 83 90
12/7 Illinois Tech #	W 101 72
12/8 SIU Edwardsville #	W 81 80
12/22 South Florida	L 93 103
12/29 Missouri Baptist	W 99 70
1/8 Rockhurst	W 103 95
1/11 at Wisconsin-Parkside	L 76 87
1/14 at Illinois-Chicago	W 90 71
1/15 at Wisconsin-Milwaukee	L 60 78
1/19 at Florida Southern	L 84 106
at South Florida	L 60 95
1/26 Southern Indiana	L 61 64
1/29 Westminster	W 94 85
2/6 Eastern Illinois	L 74 76
2/9 Western Illinois	L 81 97
2/12 at Loyola (Ill.)	L 73 104
2/15 Illinois-Chicago	W 92 75
2/18 Louisiana College	W 65 64
2/22 at Millikin	L 94 128
2/23 Merchant Marine	W 84 77
2/25 at Southern Indiana	L 84 99
2/28 McKendree	L 95 103
at SIU Edwardsville	L 77 86

1974-75 (16-8)
COACH: CHUCK SMITH

11/29 Wisconsin-Stevens Point	W 78 67
12/3 at Tulsa	L 82 95
12/6 Central Methodist	W 80 66
12/7 Quincy	L 91 92
12/20 Elmhurst	W 87 77
12/21 Central Methodist	W 102 66
1/3 William Penn	W 67 58
1/8 at Missouri State	L 85 104
1/11 Eastern Illinois	L 68 88
1/15 at Western Illinois	L 77 81
1/18 at Memphis State	L 79 130
1/20 at Tennessee-Martin	L 73 78
1/25 Southern Indiana	W 119 83
1/29 Loyola (Ill.)	W 82 75
2/1 Culver-Stockton	W 89 60
2/6 at McKendree	W 84 69
2/8 Illinois-Chicago	W 97 69
2/12 at Eastern Illinois	L 69 84
2/17 Westminster	W 97 64
2/20 Principia	W 108 61

2/22 at Southern Indiana	W 97 82
2/25 William Jewell	W 82 73
2/28 at Illinois-Chicago	W 110 63
3/3 at SIU Edwardsville	W 112 98

1975-76 (13-12)
COACH: CHUCK SMITH

11/28 Missouri State	W 84 74
12/2 Eastern Illinois	W 87 77
12/5 Western Illinois	W 103 96
12/8 at Nebraska-Omaha	L 80 84
12/20 Benedictine	W 104 87
12/22 at Saint Louis	L 67 87
12/30 at Tulsa	L 78 93
1/17 Southern Indiana	W 105 78
1/5 at McKendree	W 76 74
1/8 William Jewell	W 73 61
1/10 at Oklahoma State	L 74 86
1/13 at Washburn	W 70 67
1/14 at Rockhurst	L 78 79
1/17 at Illinois-Chicago	L 71 76
1/20 Millikin	W 87 68
1/23 Tennessee-Martin	L 75 77
1/31 at Indiana State	L 62 78
2/4 SIU Edwardsville	W 80 68
2/7 at Southern Indiana	W 94 88
2/10 Westminster	W 99 73
2/14 Illinois Chicago	W 108 76
2/18 at Eastern Illinois	L 70 95
2/21 Saint Louis	L 73 85
2/25 at SIU Edwardsville	L 84 101
3/1 Nebraska-Omaha	L 87 95

1976-77 (13-13)
COACH: CHUCK SMITH

11/27 Arkansas College	L 76 82
12/1 at Western Illinois	W 87 86
12/6 at Missouri State	L 68 78
12/9 Westminster	W 92 82
12/11 Central Missouri St.	W 91 82
12/22 Benedictine	W 104 86
1/3 William Penn	W 84 70
1/6 vs Lincoln #	L 83 87
1/7 vs Truman State #	W 96 79
1/8 vs Central Missouri St #	W 96 76
1/11 Eastern Illinois	W 82 80
1/13 at Louisiana-Lafayette	L 74 84
1/15 at South Alabama	L 89 106
1/18 at Central Missouri St.	L 79 94
1/20 at Indiana State	L 87 111
1/22 SIU Edwardsville	W 69 62
1/26 Southeast Missouri St.	W 93 81
2/3 Western Illinois	L 81 97
2/5 Saint Louis	L 77 82
2/8 at McKendree	L 81 101
2/10 Illinois College	W 101 76
2/12 at Eastern Illinois	L 90 107
2/16 at SIU Edwardsville	L 96 98
2/19 Southeast Missouri St.	W 103 76
2/22 William Jewell	W 113 74
2/28 at Saint Louis	L 81 114

- MIAA Tournament

1977-78 (11-14)
COACH: CHUCK SMITH

11/25 Elmhurst	W 60 40
11/26 Missouri-Kansas City	L 89 94
11/30 Eastern Illinois	L 59 76
12/2 Saint Louis	W 89 88
12/3 Central Oklahoma	W 77 68
12/5 at Missouri State	L 74 79
12/9 at Northern Iowa	L 79 96
12/22 Benedictine	W 86 79
12/30 at Saint Louis	L 54 74
1/3 Northern Iowa	L 63 79
1/6 McKendree	W 87 67
1/9 at Arkansas	L 65 87
1/11 at SIU Edwardsville	W 79 67
1/14 at Southern Mississippi	L 75 78
1/18 SE Missouri St.	W 88 73
1/23 Westminster	W 74 64

UMSLMEN'S BASKETBALL

1/25	at Western Illinois	L	78	84
1/28	at Eastern Illinois	L	72	81
2/1	Culver-Stockton	W	89	62
2/4	at SE Missouri St.	L	59	82
2/8	Southwest Missouri St.	W	82	77
2/11	Western Illinois	W	96	93
2/18	at Missouri-Kansas City	L	66	77
2/22	SIU Edwardsville	L	85	86
2/25	at Wisconsin-Milwaukee	L	85	106

1978-79 (7-19)

COACH: CHUCK SMITH

11/24	Benedictine #	L	76	79
11/25	Missouri-Rolla #	W	92	83
11/29	at Eastern Illinois	L	69	83
12/1	at Mo.-Kansas City	L	69	96
12/2	at Drake	L	71	85
12/8	Harris-Stowe	W	78	59
12/11	at Saint Louis	L	64	85
12/29	SE Missouri St.	L	78	95
1/5	George Williams	W	87	77
1/10	Westminster	W	86	75
1/13	at Illinois-Chicago	L	59	73
1/15	at Illinois State	L	60	105
1/17	SIU Edwardsville	L	52	68
1/20	at Missouri State	L	74	92
1/24	Wright State	W ot	94	89
1/26	Illinois-Chicago	L	77	84
1/31	at SIU Edwardsville	L	79	80
2/3	at Samford	L	78	97
2/5	Benedictine	L	77	82
2/7	Missouri State	L	76	86
2/12	Missouri-Kansas City	L	74	92
2/15	at McKendree	W	87	85
2/21	Eastern Illinois	L	55	83
2/24	at Wright State	L	75	94
2/26	Missouri Baptist	W	90	68
2/28	at SE Missouri St.	L	75	98

- Missouri-St. Louis Tournament

1979-80 (9-17)

COACH: TOM BARTOW

11/30	vs Missouri-Kansas City #	L	73	91
12/1	vs Morningside #	L	72	74
12/3	Northern Kentucky	W	72	71
12/5	at Arkansas	L	50	79
12/8	Northwest Missouri St.	L	62	73
12/10	at Wis.-Green Bay	L	45	53
12/11	at Illinois	L	65	91
12/21	Benedictine	W	99	75
12/22	Eastern Illinois	L	60	76
1/2	Missouri-Kansas City	W	66	64
1/3	at Murray State	L	66	93
1/8	William Penn	W	98	77
1/11	Illinois-Chicago	L	93	99
1/15	at SE Missouri St.	L	76	80
1/19	at Missouri State	L	71	80
1/22	McKendree	W	95	88
1/25	at Illinois-Chicago	W	75	73
1/29	Westminster	L	77	79
2/2	SE Missouri St.	L	67	70
2/6	Missouri State	W	66	64
2/11	at Wright State	L	69	82
2/15	SIU Edwardsville	L	64	74
2/18	at Eastern Illinois	W	67	59
2/23	at Missouri-Kansas City	L	75	82
2/25	Wright State	L	71	78
2/27	at SIU Edwardsville	W	87	80

- at Missouri-Rolla Tournament

1980-81 (17-9, 9-5 MIAA)

COACH: TOM BARTOW

11/22	Columbia College	W	81	46
11/28	vs Missouri-Rolla #	L	63	77
11/29	at Missouri-Kansas City #	W	74	54
12/1	MacMurray	W	77	63
12/9	SIU Edwardsville	W	55	54
12/23	Harris-Stowe	W	82	55
1/3	at Saint Louis	L	64	81
1/5	at SIU Edwardsville	L	74	88
1/7	Missouri State *	W	75	63
1/10	Missouri-Rolla *	W	88	73
1/15	Truman St. *	W	86	84
1/17	at Missouri State *	W ot	90	86
1/19	at Central Missouri St. *	L	71	88

1/21	George Williams	W	99	64
1/24	at NW Missouri St. *	L	73	74
1/28	Central Missouri St. *	L	66	69
1/31	SE Missouri St. *	W	61	59
2/2	NW Missouri St. *	W	79	72
2/4	Missouri-Kansas City	W	46	40
2/7	at Missouri-Rolla *	W	67	62
2/9	at SE Missouri St. *	W	72	69
2/12	at Truman St. *	W	54	52
2/14	Lincoln *	L 3ot	87	94
2/18	at Lincoln *	L	72	74
2/21	Westminster	W	85	52
2/24	Missouri State %	L	64	72

* - MIAA Conference Game

- at Mo.-KC Tournament, % - MIAA Tournament

1981-82 (12-14, 3-9 MIAA)

COACH: TOM BARTOW

11/21	Tarkio	W	81	62
11/27	at SE Louisiana	L	66	67
11/28	at Southern Mississippi	L	71	91
12/2	Maryville	W	76	70
12/4	Harris-Stowe #	W	57	52
12/5	Lindenwood #	W	88	55
12/9	SIU Edwardsville	W	89	67
12/12	at Rockhurst	L	69	75
12/22	Millikin	W	75	63
1/2	at Evansville	L	47	86
1/4	Simpson	W	87	63
1/6	SE Missouri St. *	W	64	52
1/9	Truman St. *	L	61	75
1/11	NW Missouri St. *	L	56	64
1/16	Central Missouri St. *	L	60	69
1/23	at Lincoln *	L	55	69
1/25	Missouri-Rolla *	W	75	59
1/28	Rockhurst	W	57	52
1/30	at Truman St. *	L	63	72
2/1	NW Missouri St. *	L	51	54
2/6	at Central Missouri St. *	L	63	82
2/11	at SIU Edwardsville	W	63	47
2/13	Lincoln *	L	56	63
2/15	at Missouri-Rolla *	W	68	60
2/20	at SE Missouri St. *	L	60	67
2/23	Central Missouri St. %	L	50	66

* - MIAA Game, # - UMSL Classic

% - MIAA Tournament

1982-83 (15-13, 6-6 MIAA)

COACH: RICH MECKFESSEL

11/20	at Bellarmine #	W	66	64
11/21	vs West Georgia #	L	68	72
11/24	Rockhurst	L	59	61
11/27	at Rockhurst	L	60	64
12/3	North Central	W	75	60
12/6	at Quincy	L	56	76
12/8	Eureka	W	92	71
12/10	vs Washburn %	L	66	68
12/11	vs Millikin %	W	73	72
1/4	Harris-Stowe	W	96	63
1/8	at Millikin	L	77	93
1/9	at Saint Louis	W	75	70
1/12	SE Missouri St. *	L	65	78
1/15	Central Missouri St. *	W	65	55
1/19	at Missouri-Rolla *	L	76	79
1/22	SIU Edwardsville	W	69	62
1/26	Lincoln *	W	48	46
1/29	at NW Missouri St. *	L	72	75
2/2	at Truman St. *	L 3ot	76	78
2/5	at Central Missouri St. *	L	66	73
2/9	Missouri-Rolla *	W	80	67
2/12	Quincy	W	94	77
2/16	at Lincoln *	W	74	68
2/19	NW Missouri St. *	W	67	65
2/21	at SIU Edwardsville	W	71	63
2/23	Truman St. *	W	65	63
2/26	at SE Missouri St. *	L	75	92
3/1	at SE Missouri St. \$	L	72	84

* - MIAA Conference Game

- at Bellarmine Tournament

% - at Truman State Tournament

\$ - MIAA Tournament

1983-84 (10-17, 2-10 MIAA)

COACH: RICH MECKFESSEL

11/19	at Missouri-Kansas City	W	71	65
11/23	Rockhurst	L	69	79
11/29	at South Carolina	L	62	85
11/20	at UNC-Charlotte	L	73	75
12/3	Missouri Baptist	W	71	65
12/7	Quincy	L	76	96
12/9	vs College of Ozarks #	L	60	69
12/10	vs Arkansas Tech #	W	75	55
12/21	at Mississippi	L	56	73
1/5	Lindenwood	W	107	50
1/11	at SE Missouri St. *	L	62	67
1/14	at Central Missouri St. *	L	63	77
1/16	at Rockhurst	W	61	60
1/18	Missouri-Rolla *	W	79	69
1/21	at Washington (Mo.)	W	70	50
1/25	at Lincoln *	L	65	77
1/28	NW Missouri St. *	L	80	86
1/30	Saint Louis	L ot	42	45
2/1	at Truman St. *	L	61	78
2/4	Central Missouri St. *	L	59	83
2/8	at Missouri-Rolla *	L	73	88
2/11	Harris-Stowe	W	103	79
2/13	at Quincy	W	107	91
2/15	Lincoln *	L	59	60
2/18	at NW Missouri St. *	L	83	90
2/22	Truman St. *	W	87	83
2/25	SE Missouri St. *	L ot	73	77

* - MIAA Conference Game

- at Missouri Southern Tournament

1984-85 (15-13, 8-3 MIAA)

COACH: RICH MECKFESSEL

11/20	Quincy	W	69	53
11/24	at Rockhurst	L	69	79
11/27	Missouri Baptist	W	106	58
11/29	Harris-Stowe	W	87	58
12/1	at Cal-Santa Barbara	L	65	72
12/4	at Stanford	L	72	86
12/6	at Pepperdine	L	77	95
12/8	Washington (Mo.)	W	82	66
12/20	Millikin	W	119	85
1/4	at Wright St. #	L ot	78	83
1/5	vs Puget Sound #	L	69	81
1/9	at Truman State *	W	68	61
1/12	Lincoln *	W	81	80
1/14	at SIU Edwardsville	L	67	71
1/16	at Missouri-Rolla *	W	95	64
1/19	NW Missouri St. *	W	94	84
1/23	at SE Missouri St. *	L	73	95
1/26	at Central Missouri St. *	L	68	90
1/29	Webster	W	98	65
2/2	Truman St. *	W	89	58
2/4	at Quincy	L	79	85
2/6	Missouri-Rolla *	W	78	69
2/9	at Lincoln *	W	86	79
2/16	at NW Missouri St. *	L	72	85
2/20	SIU Edwardsville	W	66	56
2/23	Central Missouri St. *	W ot	65	63
3/1	at C. Missouri St. %	L	74	86

* - MIAA Conference Game

% - MIAA Tourn. # - at Wright State Tourn.

1985-86 (10-17, 4-8 MIAA)

COACH: RICH MECKFESSEL

11/23	Rockhurst	W	86	73
11/25	at Quincy	L	71	77
11/27	Benedictine	W	92	59
11/30	at Southern Mississippi	L	65	82
12/2	at SW Louisiana	L	60	77
12/4	at Millikin	W	67	62
12/7	Missouri Baptist	W	71	66
12/18	Harris-Stowe	W	95	61
12/19	at Southern Indiana	L	73	101
1/4	at Missouri State	L	62	98
1/6	Abilene Christian	L	63	76
1/8	Truman St. *	W	72	56
1/11	at Lincoln *	W ot	85	82
1/15	Missouri-Rolla *	W	79	73
1/18	at NW Missouri St. *	L	64	69
1/22	SE Missouri St. *	L	65	96

1/25	Central Missouri St. *	L	80	89
1/27	at SIU Edwardsville	L	73	82
1/29	at Washington (Mo.)	W	79	77
2/1	at Truman St. *	L	63	79
2/3	Quincy	L ot	84	89
2/5	at Missouri-Rolla *	L	55	63
2/8	Lincoln *	W	96	86
2/12	at SE Missouri St. *	L	85	99
2/15	NW Missouri St. *	L ot	73	74
2/19	SIU Edwardsville	L	81	95
2/22	at Central Missouri St. *	L	77	97

* - MIAA Conference Game

1986-87 (12-15, 6-7 MIAA)

COACH: RICH MECKFESSEL

11/22	Southern Indiana	L	84	91
11/25	at Florida Southern	L	64	86
12/3	at Iowa	L	64	89
12/6	Maryville	W	84	55
12/13	Washington (Mo.)	L	75	78
12/27	at Nebraska	L	63	89
1/5	at SIU Edwardsville	L	77	81
1/7	at Truman St. *	W	77	72
1/10	Lincoln	W	74	63
1/12	Eureka	W	104	75
1/14	Missouri-Rolla *	L	68	76
1/17	NW Missouri St. *	L	76	78
1/19	Quincy	W	82	62
1/21	at SE Missouri St. *	L	64	83
1/24	at Central Missouri St. *	L	60	72
1/26	at Rockhurst	W	96	89
1/28	SW Baptist *	W	107	72
1/31	Truman St. *	W	98	70
2/2	at Quincy	W	63	58
2/4	Missouri-Rolla *	W	82	79
2/7	at Lincoln *	W	61	59

UMSLMEN'S BASKETBALL

1988-89 (19-9, 9-4 MIAA)

Coach: Rich Meckfessel

11/18	Quincy	L	67	73
11/29	Maryville	W	79	36
12/1	at Bellarmine	L	85	96
12/3	at Southern Indiana	W	65	63
12/7	Webster	W	92	52
12/10	SIU Edwardsville	W	85	73
12/17	Washington (Mo.)	W	73	64
12/22	at Kansas State	L	61	67
1/6	vs Merrimack #	W	78	68
1/7	vs Wofford #	W	77	72
1/11	at Truman St. *	W	76	73
1/14	Lincoln *	W	92	90
1/16	Eureka	W	96	70
1/18	at Missouri-Rolla *	W	70	60
1/21	NW Missouri St. *	W	86	84
1/23	at SIU Edwardsville	L	71	87
1/25	at SE Missouri St. *	L	59	79
1/28	at Central Missouri St. *	L	87	96
2/1	SW Baptist *	W	65	62
2/4	Truman St. *	W	64	54
2/6	at Quincy	W	104	86
2/8	Missouri-Rolla *	L	58	62
2/11	at Lincoln *	W	84	80
2/15	SE Missouri St. *	W	91	78
2/18	at NW Missouri St. *	L	59	80
2/21	at SW Baptist *	W	92	90
2/25	Central Missouri St. *	W	78	72
3/2	at NW Missouri St. %	L	71	75

* - MIAA Conference Game
- Tangerine Bowl Classic
% - MIAA Tournament

1989-90 (9-19, 4-10 MIAA)

COACH: RICH MECKFESSEL

11/18	at Quincy	W	83	79
11/21	Culver-Stockton	W	103	69
11/25	at Texas Tech	L	67	96
12/1	at Alaska-Fairbanks	L	96	109
12/2	at Alaska-Fairbanks	L	98	99
12/4	at Alaska-Anchorage	L	87	99
12/5	at Alaska-Anchorage	L	73	81
12/9	Fontbonne	W	87	61
12/16	at Washington (Mo.)	W	84	71
1/8	at SIU Edwardsville	L	77	87
1/10	at SE Missouri St. *	L	76	92
1/13	Truman St. *	L	74	78
1/15	Quincy	L	77	81
1/17	at Missouri-Rolla *	W	66	57
1/20	Lincoln *	W	80	78
1/24	SW Baptist *	L	73	82
1/27	at Missouri Southern *	L	80	96
1/31	SE Missouri St. *	L	75	77
2/3	at Pittsburg St. *	L	75	82
2/7	Missouri-Rolla *	W	68	57
2/10	at Central Missouri St. *	L	63	76
2/12	SIU Edwardsville	L	98	103
2/15	at SW Baptist	L	61	83
2/17	Missouri Southern *	L	72	82
2/21	Pittsburg St. *	W	80	70
2/24	at Washburn *	L	79	96
2/28	at NW Missouri St. *	W	74	67
3/3	Missouri Western *	L	68	74

* - MIAA Conference Game

1990-91 (22-6, 13-3 MIAA)

COACH: RICH MECKFESSEL

11/17	Quincy	W	77	61
11/21	Webster	W	114	78
11/29	at Wyoming	L	76	101
12/1	at Cal Poly-SLO	L	90	118
12/4	at Cal-Bakersfield	W	63	54
12/10	Missouri Baptist	W	92	70
12/15	Washington (Mo.)	W	77	69
1/7	Wisconsin Lutheran	W	99	57
1/9	SE Missouri St. *	W	85	67
1/12	at Truman State *	W	72	64
1/16	Missouri-Rolla *	W	77	73
1/19	at Lincoln *	W	94	77
1/22	at Southwest Baptist *	L	64	87
1/24	SIU Edwardsville	W	94	85
1/26	Missouri Southern *	W	97	81

1/30	at SE Missouri St. *	L	74	90
2/2	Pittsburg State *	W	88	85
2/4	at Quincy	W	96	73
2/6	at Missouri-Rolla *	W	61	58
2/9	Central Missouri St. *	W	104	99
2/13	Southwest Baptist *	L	73	85
2/16	at Missouri Southern *	W	99	83
2/18	at Pittsburg State *	W	77	71
2/23	Washburn *	W	82	70
2/25	at SIU Edwardsville	W	81	72
2/27	NW Missouri St. *	W	79	73
3/2	at Missouri Western *	W	84	74
3/5	Washburn #	L	79	83

* - MIAA Conference Game

- MIAA Tournament

1991-92 (13-15, 7-9 MIAA)

COACH: RICH MECKFESSEL

11/22	vs Georgetown (KY) #	L	84	96
11/23	vs Shawnee St. (OH) #	W	83	65
11/26	at Washington (Mo.)	W	66	59
11/30	at Oklahoma	L	78	119
12/2	St. Mary's	L	72	84
12/4	Webster	W	91	46
12/11	at Quincy	L	81	84
12/14	Fontbonne	W	105	84
1/6	Quincy	W	96	73
1/8	at Lincoln *	W	89	76
1/11	Truman State *	W	72	63
1/13	at SIU Edwardsville	L	87	97
1/15	Missouri-Rolla *	L	85	110
1/18	Emporia State *	W	74	67
1/23	at Southwest Baptist *	L	73	77
1/25	at Missouri Southern *	L	71	81
1/29	Lincoln *	L	70	71
2/1	at Pittsburg State *	L	64	72
2/5	Missouri-Rolla *	L	64	69
2/8	at Central Missouri St. *	W	64	62
2/10	SIU Edwardsville	W	80	65
2/12	Southwest Baptist *	W	67	62
2/15	Missouri Southern *	L	69	82
2/17	Pittsburg State *	W	68	66
2/22	at Washburn *	L	60	64
2/26	at NW Missouri St. *	L	59	88
2/29	Missouri Western *	W	87	72
3/3	at Missouri Southern *	L	81	85

* - MIAA Conference Game

- at Northern Kentucky Tournament

\$ - MIAA Tournament

1992-93 (11-15, 6-10 MIAA)

COACH: RICH MECKFESSEL

11/21	at Webster	W	116	54
11/24	SIU Edwardsville	L	71	78
12/4	vs Grand Canyon #	L	58	76
12/5	vs Stonehill #	W	79	75
12/9	Lindenwood	W	102	54
12/12	Washington (Mo.)	W	68	58
12/19	at Oregon	L	68	101
1/2	at Dayton	W	66	63
1/4	Drury	L	75	77
1/6	Lincoln *	W	87	82
1/9	at Truman St. *	W	81	67
1/13	at Missouri-Rolla *	L	65	86
1/16	at Emporia St. *	L	74	78
1/20	Southwest Baptist *	W	89	83
1/23	Missouri Southern *	W	94	89
1/27	at Lincoln *	W	73	71
1/30	Pittsburg State *	W	87	72
2/1	at Quincy	L	97	102
2/3	Missouri-Rolla *	L	81	89
2/6	Central Missouri St. *	L	74	90
2/11	at Southwest Baptist *	L	53	54
2/13	at Missouri Southern *	L	63	71
2/15	at Pittsburg State *	L	68	69
2/20	Washburn *	L	66	82
2/24	NW Missouri St. *	L	65	69
2/27	at Missouri Western *	L	83	91

* - MIAA Conference Game

- Southern Indiana Shootout Tournament

1993-94 (8-18, 4-12 MIAA)

Coach: Rich Meckfessel

11/23	Harris-Stowe	W	105	71
11/27	at Ohio State	L	73	110
12/4	Quincy	L	93	95
12/7	Maryville	W	89	66
12/11	Fontbonne	W	100	73
12/18	at SIU Edwardsville	L	65	72
1/1	vs Grand Valley St. #	L	85	87
1/2	vs Colorado Mines #	W	81	79
1/5	at Truman State *	L	81	92
1/8	at Washburn *	L	74	96
1/12	Southwest Baptist *	L	94	99
1/15	at Missouri-Rolla *	L	65	93
1/19	at NW Missouri St. *	L	46	66
1/22	Pittsburg State *	W	86	71
1/26	Lincoln *	W	84	82
1/29	at Missouri Western *	L	63	83
2/2	at Missouri Southern *	L	76	85
2/5	Emporia State *	L	70	86
2/9	Central Missouri St. *	L	85	90
2/12	Washburn *	L	70	110
2/15	at Southwest Baptist *	L	85	93
2/16	at Drury	L	78	97
2/19	Missouri-Rolla *	W	94	81
2/21	at Evansville	L	57	95
2/23	NW Missouri St. *	L	75	100
2/26	at Pittsburg State *	W	83	82

* - MIAA Conference Game

- at Missouri-Rolla Pepsi Shootout

1994-95 (14-13, 8-8 MIAA)

COACH: RICH MECKFESSEL

11/18	at Grand Canyon #	L	69	74
11/19	vs Mo.ntana St-Billings #	W	92	90
11/25	vs Lock Haven \$	W	76	64
11/16	at Kentucky Wesleyan \$	L	72	89
11/29	Lindenwood	W	85	70
12/3	at Fontbonne	W	86	60
12/7	at Quincy	L	66	73
12/10	at Washington (Mo.)	L	72	84
12/17	SIU Edwardsville	W	92	69
12/22	Sanford-Brown	W	130	61
1/5	at Emporia State *	W	88	76
1/7	at Washburn *	L	78	106
1/10	at Southwest Baptist *	W	81	76
1/14	Missouri-Rolla *	W	86	69
1/18	NW Missouri St. *	W	69	67
1/21	at Pittsburg State *	W	84	68
1/25	at Lincoln *	W	85	75
1/28	Missouri Western *	L	61	89
2/1	Missouri Southern *	W	91	83
2/4	Truman State *	L	76	85
2/8	at Central Missouri St. *	L	70	72
2/11	Washburn *	L	82	83
2/15	Southwest Baptist *	L	73	74
2/18	at Missouri-Rolla *	L	69	81
2/22	at NW Missouri St. *	L	64	89
2/25	Pittsburg State *	W	108	97
2/27	at Truman State %	L	74	81

* - MIAA Conference Game

- at Grand Canyon Tournament

\$ - at Kentucky Wesleyan Tournament

% - MIAA Tournament

1995-96 (15-13, 9-7 MIAA)

COACH: RICH MECKFESSEL

11/17	at Mankato St. #	L	85	86
11/18	vs Huron #	L	68	98
11/21	Missouri Baptist	W	85	69
12/2	Quincy	L	76	90
12/6	Harris-Stowe	W	93	84
12/7	Parks College	W	102	91
12/9	Washington (Mo.)	W	72	69
12/16	at SIU Edwardsville	L	72	79
12/18	at Iowa State	L	63	76
12/20	Sanford-Brown	W	123	58
1/3	at Missouri Western *	W	73	71
1/6	Southwest Baptist *	W	84	75
1/10	at Missouri-Rolla *	W	83	82
1/13	at Truman State *	L	74	93
1/17	Pittsburg State *	W	79	58
1/20	at NW Missouri St. *	L	68	76
1/24	at Missouri Southern *	L	76	78

1/27	at Lincoln *	W	78	76
2/1	Washburn *	L	65	74
2/3	Emporia State *	W	64	62
2/7	Central Missouri St. *	W	89	86
2/10	at Southwest Baptist *	W	84	88
2/14	Missouri-Rolla *	L	59	60
2/17	Truman State *	W	80	63
2/21	at Pittsburg State *	L	66	87
2/24	NW Missouri St. *	L	67	83
2/27	Missouri Western \$	W	62	59
2/29	at Missouri-Rolla \$	L	69	74

* - MIAA Conference Game

- at Mankato State Tourn.

\$ - MIAA Tournament

1996-97 (6-21, 3-17 GLVC)

COACH: RICH MECKFESSEL

12/16	at Missouri Baptist	W	69	57
12/23	at Southern Indiana	L	65	92
12/29	vs The Masters #	L	71	77
12/30	vs Asusa Pacific #	L	83	86
1/3	Missouri Baptist	W	74	59
1/6	vs West Virginia St. \$	W	62	61
1/7	vs Henderson St. \$	L	67	70
1/14	at Washington (Mo.)	L	79	87
1/21	at SIU Edwardsville *	L	79	94
1/2	IUPU Ft. Wayne *	L	72	76
1/4	St. Joseph's *	W	82	67
1/9	at Quincy *	L	56	73
1/11	at Indianapolis *	L	51	68
1/16	Lewis *	W	62	55
1/18	Wisconsin-Parkside *	L	52	63
1/23	at Kentucky Wesleyan *	L	60	84
1/25	at Bellarmine *	L	64	72
1/30	SIU Edwardsville *	L	64	69
2/1	Southern Indiana *	L	68	95
2/6	at St. Joseph's *	L	75	83
2/8	at IUPU Ft. Wayne *	W	78	70
2/13	Quincy *	L	89	97</

UMSLMEN'S BASKETBALL

11/30 at IUPU-Ft. Wayne *	L	73	77
12/3 Lewis *	L	85	93
12/5 Wisconsin-Parkside *	W	70	49
12/12 Quincy *	W	75	58
12/19 at Washington (Mo.)	W	73	48
1/2 at Northern Kentucky *	L	64	78
1/4 at Indianapolis *	L	67	81
1/6 Southern Indiana *	L	64	85
1/11 SIU Edwardsville *	L	54	73
1/14 at Bellarmine *	L	73	84
1/16 at Kentucky Wesleyan *	L	60	106
1/21 at Wisconsin-Parkside *	W	69	66
1/23 at Lewis *	L	59	73
1/28 IUPU-Ft. Wayne *	L	60	65
1/30 St. Joseph's *	L	69	82
2/4 Kentucky Wesleyan *	L	58	85
2/6 Bellarmine *	L	79	81
2/9 at Quincy	W	70	67
2/11 at SIU Edwardsville *	L	59	62
2/13 at Southern Indiana *	L	76	85
2/18 Indianapolis *	L	74	79
2/20 Northern Kentucky *	W	75	67

* - GLVC Conference Game
- at Seattle Pacific Vitamilk Classic

1999-2000 (12-15, 7-13 GLVC) COACH: MARK BERNSEN

11/23 Harris-Stowe	W	76	62
11/27 at Maryville	W	64	57
12/2 Kentucky Wesleyan *	L	53	68
12/4 Bellarmine *	W	73	58
12/11 Quincy *	W	72	65
12/18 Washington (Mo.)	L	68	80
12/21 Northwood	W	80	68
1/3 Benedictine	W ot	56	51
1/6 Southern Indiana *	L	69	96
1/8 at SIU Edwardsville *	W	79	65
1/13 at Indianapolis *	L	66	75
1/15 at Northern Kentucky *	L	61	92
1/17 Lincoln	W	95	55
1/20 at Wisconsin-Parkside *	W	59	57
1/22 at Lewis *	L ot	72	77
1/27 St. Joseph's *	W	82	59
1/29 IUPU-Ft. Wayne *	W	72	60
2/3 at Bellarmine *	L ot	77	78
2/5 at Kentucky Wesleyan *	L	65	88
2/10 Northern Kentucky *	W	65	57
2/12 Indianapolis *	L	65	70
2/15 at Quincy *	L	49	58
2/17 Lewis *	L	72	78
2/19 Wisconsin-Parkside *	L	56	75
2/24 at IUPU-Ft. Wayne *	L	72	74
2/26 at St. Joseph's *	L	61	78
3/2 vs Kentucky Wesleyan #	L	67	75

* - GLVC Conference Game
- GLVC Tournament

2000-01 (14-13, 10-10 GLVC) COACH: MARK BERNSEN

11/17 William Penn	W	68	51
11/25 at Northwood	W	76	62
11/30 at Kentucky Wesleyan *	L	70	101
12/2 at Bellarmine *	L	65	59
12/6 Washburn	L	63	65
12/9 at Quincy *	L	48	64
12/18 Benedictine	W	72	57
12/20 at Lincoln	L	79	84
12/30 Truman State	W	61	34
1/3 Lewis *	L	65	75
1/6 at Wisconsin-Parkside *	L	61	72
1/10 SIU Edwardsville *	W	74	58
1/15 Southern Indiana *	L	69	84
1/18 at St. Joseph's *	W	86	71
1/20 at IUPU-Ft. Wayne *	W	75	63
1/25 Indianapolis *	W	86	74
1/27 Northern Kentucky *	L	66	78
2/1 Bellarmine *	W	66	50
2/3 Kentucky Wesleyan *	W	63	62
2/8 at Southern Indiana *	L	66	87
2/10 at SIU Edwardsville *	L	62	64
2/13 Quincy *	W	60	45
2/15 IUPU-Ft. Wayne *	W	70	64
2/17 St. Joseph's *	W	67	53

2/22 at Northern Kentucky *	L	70	96
2/24 at Indianapolis *	W	72	69
3/1 vs Northern Kentucky #	L	72	82

* - GLVC Conference Game
- GLVC Tournament

2001-02 (10-17, 6-14 GLVC) COACH: MARK BERNSEN

11/19 at Truman State	W	66	52
11/21 Lindenwood	W	73	54
11/24 Southern Indiana *	W	69	53
11/29 SIU Edwardsville *	L	70	80
12/1 Lewis *	L	58	66
12/4 Missouri Baptist	W	79	55
12/6 at St. Joseph's *	W	81	61
12/8 at Indianapolis *	L	73	82
12/15 Missouri-Rolla	L	67	71
12/19 Harris-Stowe	W	80	65
1/3 Bellarmine *	L ot	63	71
1/5 Kentucky Wesleyan *	L	57	86
1/12 at Quincy *	L	65	67
1/17 at Lewis *	L	64	67
1/19 at Wisconsin-Parkside *	W	60	57
1/24 Indianapolis *	L	63	64
1/26 Northern Kentucky *	L	73	78
1/31 at Kentucky Wesleyan *	L	64	80
2/2 at Southern Indiana *	L	63	72
2/7 Quincy	W	79	67
2/9 at SIU Edwardsville *	W	70	66
2/12 at Missouri Baptist	L	71	81
2/14 Wisconsin-Parkside *	W	76	58
2/16 St. Joseph's *	L	61	63
2/21 at Northern Kentucky *	L	75	88
2/23 at Bellarmine *	L	74	81
2/28 vs Kentucky Wesleyan #	L	59	89

* - GLVC Conference Game
- GLVC Tournament

2002-03 (5-22, 2-18 GLVC) COACH: MARK BERNSEN

11/23 Rockhurst	L	60	64
11/25 at Harris-Stowe	W	82	69
11/27 Ill.-Springfield	W	87	76
11/30 at Bellarmine *	W	77	68
12/2 at Northern Kentucky *	L	54	73
12/5 Saint Joseph's *	W	76	70
12/7 Wisconsin-Parkside *	L	48	60
12/9 Harris-Stowe	W	65	55
12/14 at Missouri-Rolla	L	44	50
1/2 at SIU Edwardsville *	L	51	61
1/4 at Quincy *	L	68	82
1/9 at Southern Indiana *	L	61	85
1/11 at Kentucky Wesleyan *	L	51	76
1/16 Northern Kentucky *	L	52	64
1/18 Indianapolis *	L	54	69
1/23 at Wisconsin-Parkside *	L ot	53	56
1/25 at Lewis *	L	47	68
1/30 Quincy *	L	57	68
2/3 at Lincoln	L	55	62
2/6 Kentucky Wesleyan *	L	54	82
2/8 Bellarmine *	L	67	78
2/13 at Indianapolis *	L	67	71
2/15 at Saint Joseph's *	L	78	87
2/20 Lewis *	L	42	54
2/22 SIU Edwardsville *	L	61	63
2/26 Lincoln	L	63	64
3/1 Southern Indiana *	L	75	90

2003-04 (9-18, 5-15 GLVC) COACH: CHRIS PILZ

11/15 at Missouri-Rolla	L	54	84
11/17 Saint Louis Christian	W	108	35
11/22 St. Mary's (TX)	L	62	79
11/24 Lindenwood	W	72	70
11/29 at Northern Kentucky *	L	85	88
12/1 at Bellarmine *	W ot	85	78
12/4 Southern Indiana *	L	80	95
12/9 Harris-Stowe	W	90	57
12/20 Missouri-Rolla	L	72	77
1/2 SIU Edwardsville *	L	64	75
1/4 Lewis *	L	62	82
1/8 at Saint Joseph's *	L	73	96
1/10 at Indianapolis *	L	54	78
1/15 Bellarmine *	W	85	74
1/17 Kentucky Wesleyan *	L	62	75
1/21 at Harris-Stowe	W	88	51

1/24 Quincy *	L	59	75
1/29 at Lewis *	L	51	80
1/31 at Wisconsin-Parkside *	W	81	76
2/5 Indianapolis *	W	59	52
2/7 Northern Kentucky *	W	82	62
2/12 at Kentucky Wesleyan *	L	72	93
2/14 at Southern Indiana *	L	78	117
2/19 at Quincy *	L	64	80
2/21 at SIU Edwardsville *	L	63	83
2/26 Wisconsin-Parkside *	L	71	78
2/28 Saint Joseph's *	L	87	98

* - GLVC Conference Game

2004-05 (9-19, 5-15 GLVC) COACH: CHRIS PILZ

11/15 at Washburn	L	62	74
11/20 at Missouri-Rolla	L	59	76
11/23 Harris-Stowe	W	92	66
11/26 St. Joseph's *	L	65	80
11/28 Wisconsin-Parkside *	L	66	75
12/2 at SIU Edwardsville *	L	60	67
12/4 at Quincy *	W	71	67
12/8 at Southern Indiana *	L	63	83
12/20 at Kentucky Wesleyan *	L	63	76
1/3 at Lindenwood	L ot	82	85
1/6 Northern Kentucky *	L	55	63
1/8 Indianapolis *	L	68	73
1/13 at Wisconsin-Parkside *	W	80	73
1/15 at Lewis *	W	76	74
1/18 Robert Morris (Ill.)	W	90	65
1/20 Quincy *	L	76	87
1/22 at Lincoln	W	101	91
1/27 Kentucky Wesleyan *	L	58	62
1/29 Bellarmine *	L	72	89
2/3 at Indianapolis *	L	74	96
2/5 at St. Joseph's *	L	94	100
2/10 Lewis *	W ot	82	79
2/12 SIU Edwardsville *	L	52	82
2/16 Lincoln	W	104	80
2/19 Southern Indiana *	L	51	78
2/24 at Bellarmine *	W	62	59
2/26 at Northern Kentucky *	L	79	91
3/3 vs Southern Indiana #	L	63	93

* - GLVC Conference Game
- GLVC Tournament

2005-06 (14-13, 7-12 GLVC) COACH: CHRIS PILZ

11/17 Central Bible	W	70	57
11/22 Missouri Southern	W ot	92	84
11/25 Brescia	W	70	57
11/26 Arkansas Tech	W	72	69
12/1 Kentucky Wesleyan *	L	65	69
12/3 Southern Indiana *	W	87	83
12/10 Missouri-Rolla *	W	71	61
12/17 Blackburn	W	89	70
12/20 at Harris-Stowe	W	98	85
12/28 at Arkansas Tech	L	73	79
1/5 at Lewis *	L ot	88	91
1/7 at Wisconsin-Parkside *	L	77	88
1/12 Northern Kentucky *	W	67	64
1/14 Bellarmine *	W ot	92	89
1/19 at SIU Edwardsville *	L	72	85
1/21 at Quincy *	L	74	98
1/23 Robert Morris	W	97	85
1/26 Rockhurst *	W	77	69
1/28 Drury *	L	68	74
2/2 at Saint Joseph's *	L	86	107
2/4 at Indianapolis *	W	85	81
2/9 SIU Edwardsville *	L	60	65
2/11 Quincy *	L ot	68	75
2/16 at Rockhurst *	L	81	89
2/18 at Drury *	L	58	69
2/21 at Missouri-Rolla *	W	68	60
2/25 at Southern Indiana *	L	52	80

* - GLVC Conference Game

2006-07 (9-18, 4-15 GLVC) COACH: CHRIS PILZ

11/15 at Missouri Southern	L	64	74
11/21 Harris-Stowe	W	92	68
11/24 Central Bible	W	85	61
11/25 Grand Valley State	L	57	86
12/7 at Drury *	L	51	86

12/9 at Rockhurst *	W ot	83	82
12/16 Maryville	W	99	62
12/19 at Christian Brothers	L	54	73
12/30 Blackburn	W	80	68
1/4 Quincy *	L	69	76
1/6 SIU Edwardsville *	L	68	70
1/8 Indianapolis *	L	59	64
1/11 at Bellarmine *	L	53	73
1/13 at Northern Kentucky *	L	53	68
1/18 Lewis *	L	63	74
1/20 Wisconsin-Parkside *	W	77	74
1/23 St. Louis Pharmacy	W	90	58
1/27 at Missouri-Rolla *	W	78	76
2/1 at Southern Indiana *	L	61	83
2/3 at Kentucky Wesleyan	L	90	97
2/6 Missouri-Rolla *	W	87	81
2/8 Southern Indiana *	L	59	72
2/10 Saint Joseph's *	L	67	80
2/15 Drury *	L ot	87	91
2/17 Rockhurst *	L	67	76
2/22 at Quincy *	L	70	80
2/24 at SIU Edwardsville *	L	63	92

* - GLVC Conference Game

2007-08 (10-17, 5-14 GLVC) COACH: CHRIS PILZ

11/17 at Grand Valley State	L	53	62
11/24 Harris-Stowe	W	74	60
11/25 Robert Morris (Ill.)	W	95	66
11/29 at Indianapolis *	L	52	69
12/1 at St. Joseph's *	L ot	82	90
12/4 Central Bible	W	92	47
12/17 William Woods	W	90	58
12/29 at West Florida	L	58	63
12/30 vs. Ouachita Baptist	L	70	73
1/3 Southern Indiana *	L	44	67
1/5 Kentucky Wesleyan *	L	62	71
1/8 Robert Morris (Ill.)	W	65	58
1/12 Missouri S&T *	W	60	46
1/17 at Lewis *	L	55	78
1/19 at Wisconsin-Parkside *	L	58	76
1/24 Northern Kentucky *	W	71	63
1/26 Bellarmine *	L	54	65
1/31 at Quincy *	L	58	70
2/2 at SIU Edwardsville *	L	55	74
2/7 Rockhurst *	W	64	48
2/9 Drury *	L	55	68
2/14 SIU Edwardsville *	L	57	59
2/16 Quincy *	L	61	76
2/23 at Rockhurst *	W	71	70
2/24 at Drury *	L	58	66
2/26 at Missouri S&T *	W	74	71
3/1 at Southern Indiana *	L	62	81

* - GLVC Conference Game

2008-09 (14-13, 6-11 GLVC) COACH: CHRIS PILZ

11/20 Harris-Stowe	W	88	59
11/22 at Truman State	L	59	65
11/25 Robert Morris (Ill.)	W	103	67
11/28 Central Bible	W	78	57
11/29 Missouri Baptist	W	86	56
12/4 at Quincy *	L	61	62
12/6 Lewis *	L	65	81
12/13 vs. Henderson State	W	71	54
12/14 vs. Robert Morris (Ill.)	W	96	61
12/19 at Christian Brothers	L	60	66
12/22 Upper Iowa	W	88	83
12/30 Oakland City	W	71	60
1/2 Wisconsin-Parkside *	W	83	70
1/4 Saint Joseph's *	W	74	71
1/8 at Indianapolis *	L ot	70	76
1/10 at Northern Kentucky *	L	62	69
1/15 Bellarmine *	W	70	69
1/18 at Kentucky Wesleyan *	L	69	81
1/22 at Southern Indiana *	L	86	93
1/29 at Rockhurst *	L	75	81
1/31 at Drury *	W	80	65
2/5 Missouri S&T *	L	57	70
2/7 Quincy	W	66	65
2/14 Rockhurst *	L	62	71
2/19 Southern Indiana *	L	54	81
2/21 Drury *	W	78	75
2/28 at Missouri S&T *	L	66	73

* - GLVC Conference Game

UMSLMEN'S BASKETBALL

2009-10 (12-16, 6-12 GLVC)

COACH: CHRIS PILZ

11/18	Blackburn	W	89	69
11/20	at Southwestern Okla. St.	W	80	66
11/21	vs. West Texas A&M	W	81	64
11/24	Truman State	W	89	83
11/28	at Upper Iowa	W	70	65
12/3	at Lewis*	W	73	62
12/5	at Wisconsin-Parkside*	L	65	74
12/12	Robert Morris-Springfield	W	66	52
12/21	Christian Brothers	L	48	63
12/28	vs. St. Joseph's	L	83	89
12/29	vs. Lake Erie	L	58	64
1/2	at Maryville*	W	152	107
1/4	at Missouri S&T*	L	59	64
1/7	Northern Kentucky*	W	57	56
1/9	Indianapolis*	W	62	60
1/14	at Quincy*	L	63	75
1/18	Bellarmine*	L	48	71
1/21	ST. JOSEPH'S*	L	59	73
1/23	Illinois-Springfield*	L	68	70
1/28	Drury*	L	51	61
1/30	Rockhurst	L	49	63
2/4	at Southern Indiana*	L	44	59
2/6	at Kentucky Wesleyan*	L	30	66
2/11	at Rockhurst*	L	60	68
2/13	at Drury*	L	57	63
2/18	Missouri S&T*	W	55	39
2/20	Maryville*	W	71	67
2/27	vs. Wis.-Parkside#	L	60	74

* - GLVC Conference Game

- GLVC Tournament

2010-11 (16-11, 10-8 GLVC)

COACH: STEVE TAPPEMEYER

11/12	vs. Northwood	W	82	71
11/13	vs. Lake Superior St.	L	71	74
11/22	Victory Un.	W	90	70
11/29	Lindenwood-Belleville	W	74	61
12/2	Wis.-Parkside*	W	82	74
12/4	Lewis*	W	69	66
12/11	Robert Morris-Springfield	W	79	49
12/18	vs. St. Edwards	W	78	69
12/19	at Quincy	L	68	73
1/2	Missouri S&T*	W	65	50
1/4	Maryville*	W	61	46
1/6	at Indianapolis*	L	78	92
1/8	at Northern Kentucky*	L	58	70
1/13	at Bellarmine*	L	64	87
1/15	Oakland City	W	65	51
1/17	Quincy*	W	86	80
1/20	at Illinois-Springfield*	W	72	70
1/22	at Saint Joseph's*	W	57	46
1/27	at Rockhurst*	W	56	53
1/29	at Drury*	L	60	81
2/3	Kentucky Wesleyan*	L	61	76
2/5	Southern Indiana*	L	50	79
2/10	Drury*	L	47	73
2/12	Rockhurst*	L	60	67
2/17	at Maryville*	W(2ot)	72	61
2/19	at Missouri S&T*	W(ot)	71	64
2/26	at Kentucky Wesleyan#	L	58	99

* - GLVC Conference Game

- GLVC Tournament

2011-12 (19-9, 13-5 GLVC)

COACH: STEVE TAPPEMEYER

11/11	vs. Lake Superior	L	53	64
11/12	at Northwood	L	71	75
11/19	Lindenwood-Belleville	W	74	48
11/25	vs. Bloomfield	L	60	75
11/26	vs. Clark Atlanta	W	80	61
12/1	at Drury*	W	78	61
12/3	at Missouri S&T*	W	79	70
12/10	McKendree	W	74	64
12/19	Culver-Stockton	W	74	48
12/30	Robert Morris-Springfield	W	105	60
1/2	at Maryville*	W	64	58
1/5	Wisconsin-Parkside*	W	79	71

1/7	Lewis*	W	70	61
1/12	at Saint Joseph's#	W	90	76
1/14	at Indianapolis*	L	62	63
1/19	William Jewell*	W	69	68
1/21	Rockhurst*	W	70	58
1/26	at Quincy*	L	64	77
1/28	Illinois-Springfield*	W	76	65
2/2	at Rockhurst*	L	63	70
2/4	at William Jewell*	W	67	62
2/9	Missouri S&T*	Lot	79	83
2/11	Drury*	Wot	82	71
2/16	Quincy*	W	58	56
2/18	at Illinois-Springfield*	L	69	70
2/23	Maryville*	W	77	53
3/2	vs. Drury#	W	71	60
3/3	vs. Northern Kentucky#	L	70	72

* - GLVC Conference Game

- GLVC Tournament

2012-13 (17-10, 10-8 GLVC)

COACH: STEVE TAPPEMEYER

11/09	Lake Superior State	W	91	71
11/10	Northwood	W	92	88
11/20	Robert Morris-Springfield	W	83	54
11/23	vs. Arkansas Tech	L(2ot)	74	77
11/24	vs. Central Oklahoma	W	90	76
12/1	Lincoln	W	81	71
12/5	Maryville	L(ot)	65	72
12/17	at Lincoln	W	81	65
12/19	Culver Stockton	W	92	77
1/3	at Southern Indiana*	L	54	66
1/5	at Kentucky Wesleyan*	L	71	72
1/10	Bellarmine*	W(2ot)	87	82
1/12	McKendree*	W	78	54
1/17	at Rockhurst*	W	73	65
1/19	at William Jewell*	L	71	79
1/24	Missouri S&T*	W	76	62
1/26	Drury*	L	70	74
1/31	Quincy*	W	69	55
2/2	at Illinois-Springfield*	W	74	66
2/7	at Drury*	L	75	90
2/9	at Missouri S&T*	W	78	71
2/14	William Jewell*	L	75	80
2/16	Rockhurst*	W	95	55
2/21	at Quincy*	W	79	70
2/23	Illinois-Springfield*	W	82	67
2/28	at Maryville*	L	65	74
3/3	at Indianapolis#	L	63	74

* - GLVC Conference Game

- GLVC Tournament

2013-14 (16-12, 9-9 GLVC)

COACH: BOB SUNDVOLD

11/9	at Lake Superior State	L	72	76
11/10	vs. Northwood	W	78	66
11/14	Upper Iowa	W	79	69
11/19	at Upper Iowa	L	75	81
11/23	Robert Morris-Springfield	W	99	70
11/29	Hannibal-LaGrange	W	79	58
12/1	Missouri Valley	W	75	65
12/7	Maryville*	W	74	69
12/18	Culver Stockton	W	89	83
1/3	at McKendree*	W	105	78
1/5	at Illinois Springfield*	W	69	67
1/9	Wisconsin-Parkside*	W	76	89
1/11	Lewis*	L	80	82
1/16	at Truman State*	L	66	83
1/18	Quincy*	W	75	72
1/23	at Drury*	L	73	76
1/25	at Missouri S&T*	L	79	85
1/30	William Jewell*	W	68	64
2/1	Rockhurst*	W	74	56
2/6	Saint Joseph's*	W	106	70
2/8	Indianapolis*	L	58	79
2/13	at Bellarmine*	L	59	72
2/15	at Southern Indiana*	L	58	75
2/20	at Quincy*	L	76	78
2/22	Truman State*	W	80	65
2/27	at Maryville*	W	68	66
3/2	Missouri S&T#	W	103	79
3/7	vs. Wisconsin-Parkside#	L	70	79

* - GLVC Conference Game

- GLVC Tournament

2014-15 (19-11, 10-8 GLVC)

COACH: BOB SUNDVOLD

11/15	vs. Grand Valley State	W	58	53
11/16	vs. Ferris State	W	71	70
11/22	Robert Morris-Springfield	W	73	60
11/25	Benedictine-Springfield	W	89	61
12/2	Concordia Seminary	W	111	52
12/5	Central Christian	W	102	42
12/10	at Lindenwood	W	83	77
12/13	MacMurray	W	103	65
12/20	vs. West Texas A&M	L	59	67
12/21	at Nova Southeastern	L	58	82
1/2	Illinois Springfield*	W	71	45
1/4	McKendree*	W	71	70
1/8	at Lewis*	W	87	83
1/10	at Wisconsin Parkside*	L	61	76
1/15	Truman State*	W	85	77
1/17	at Quincy*	L	64	81
1/19	at Maryville*	W	86	79
1/22	Missouri S&T*	W	88	74
1/24	Drury*	L(ot)	76	80
1/29	at Rockhurst*	W	77	76
1/31	at William Jewell*	L	60	69
2/5	at Indianapolis*	L	71	87
2/7	at Saint Joseph's*	W	66	62
2/12	Southern Indiana*	L	69	76
2/14	Bellarmine*	L	78	88
2/19	Quincy*	W	65	63
2/21	at Truman State*	W	76	71
2/26	Maryville*	L	67	81
3/1	William Jewell#	W	80	68
3/5	vs. Drury	L(ot)	65	70

* - GLVC Conference Game

- GLVC Tournament

2015-16 (12-16, 6-12 GLVC)

COACH: BOB SUNDVOLD

11/14	vs. Ferris State	L	55	80
11/15	at Grand Valley State	L	57	63
11/18	Fontbonne	W	77	59
11/21	Lindenwood	W	67	62
11/24	Webster	W	74	58
12/3	Drury*	L	51	60
12/5	Missouri S&T*	L	81	85
12/8	Robert Morris-Spgfld	W	114	58
12/12	Maryville*	L	64	68
12/19	vs. Trevecca Nazarene W(ot)	94	91	
12/20	vs. Saint Leo	W	73	71
1/2	at East Central	L	87	91
1/7	at Saint Joseph's*	L	85	96
1/9	at Indianapolis*	L	68	79
1/14	Wisconsin-Parkside*	L	66	70
1/16	Lewis*	L	68	71
1/21	at Truman State*	L	62	67
1/23	at Quincy*	L(ot)	92	94
1/28	William Jewell*	W	68	51
1/30	Rockhurst*	W	75	62
2/4	McKendree*	W	86	82
2/6	Illinois Springfield*	W	72	71
2/11	at Bellarmine*	L	71	81
2/13	at Southern Indiana*	L	76	86
2/18	at Missouri S&T*	W	89	85
2/20	at Drury*	L	72	77
2/25	at Maryville*	W	81	66
2/28	at Truman State#	L	84	90

* - GLVC Conference Game

- GLVC Tournament

2016-17 (11-18, 5-13 GLVC)

COACH: BOB SUNDVOLD

11/11	Ferris State	L	61	73
11/12	Grand Valley State	W	56	51
11/15	Robert Morris-Spgfld	W	102	64
11/19	at Indiana State	L	55	96
11/21	at Webster	W	72	64
11/25	East Central	L	46	72
11/26	Missouri Western	W	57	51
12/1	at Drury*	L	68	69
12/3	at Missouri S&T*	W	91	74
12/8	Trevecca Nazarene	W	78	65
12/10	at Maryville*	W	66	62
12/19	at Trevecca Nazarene	W	72	64
12/31	at Lindenwood	L	77	86
1/5	Indianapolis*	L	57	64
1/7	Saint Joseph's*	L(ot)	81	84
1/12	at Lewis*	L	73	76

1/14	at UW-Parkside*	L	59	86
1/19	Quincy*	W	70	69
1/21	Truman State	L(ot)	82	86
1/26	at Rockhurst*	L	68	77
1/28	at William Jewell*	L	68	69
2/2	at Illinois Springfield*	W	66	65
2/4	at McKendree	L	69	79
2/9	Southern Indiana*	L	58	71
2/11	Bellarmine*	L	56	73
2/16	Missouri S&T*	L	66	69
2/18	Drury*	L(ot)	79	81
2/23	Maryville*	W	68	48
2/26	at Indianapolis#	L	63	76

* - GLVC Conference Game

- GLVC Tournament

2017-18 (14-13, 9-9 GLVC)

COACH: BOB SUNDVOLD

11/10	vs. Grand Valley State	W	64	62
11/11	at Ferris State	L	46	70
11/14	vs. Webster	W	78	56
11/18	at Missouri Southern	L	58	74
11/25	Robert Morris Peoria	W	83	64
11/30	at Drury*	L	69	102
12/2	at Truman State*	W	88	83
12/7	William Jewell*	W	77	74
12/9	Central Christian	W	110	44
12/18	vs. Oklahoma Christian	L	66	73
12/19	vs. Purdue Northwest	W	75	63
12/31	Lindenwood	L	64	77
1/4	at Southern Indiana*	L(ot)	73	84
1/11	at Illinois Springfield*	L	59	61
1/13	McKendree*	W	59	57
1/18	Maryville*	L	69	70
1/20	at Quincy*	L	61	74
1/25	Rockhurst*	W	79	

UMSLMEN'S BASKETBALL

SERIES RECORDS VS OPPONENTS


Team	W	L
Abilene Christian	0	1
Alaska-Anchorage	0	2
Alaska-Fairbanks	0	2
Arkansas	1	4
Arkansas College	1	1
Arkansas Tech	2	2
Bellarmino*	11	23
Bemidji State	0	1
Benedictine	8	4
Blackburn	4	0
Bloomfield	0	1
Brescia	1	0
Cal-Bakersfield	1	0
Cal- Poly-SLO	0	1
Cal-Santa Barbara	0	1
Central Bible	4	0
Central Christian	2	0
Central Methodist	2	0
Central Missouri	12	21
Central Oklahoma	1	0
Central State (Okla.)	1	0
Central Washington	0	1
Christian Brothers	0	3
Clark Atlanta	1	0
College of Ozarks	0	1
Colorado Mines	1	0
Columbia College	1	0
Concordia	10	0
Cornell	1	0
Culver-Stockton	5	0
Dayton	1	0
DePaul	0	1
Drake	0	1
Drury*	7	25
East Central	0	2
Eastern Illinois	5	14
Elmhurst	2	0
Emporia State	3	3
Eureka	4	0
Evansville	0	2
Ferris State	1	3
Florida Southern	0	2
Florida Tech	0	1
Fontbonne	6	0
Georgetown (Ky.)	0	1
George Williams	2	0
Grand Canyon	0	2
Grand Valley State	3	4
Greenville	1	0
Hannibal LaGrange	2	0
Harris-Stowe	26	0
Henderson State	1	1
High Point	0	1
Houston Baptist	0	1
Huron	0	1
Illinois	0	1
Illinois-Chicago	17	5
Illinois Springfield	11	4
Illinois College	2	0
Illinois State	0	1
Illinois Tech	1	0
Indiana State	0	3
Indianapolis*	6	25
IP-Ft. Wayne	5	5
Iowa	0	1

Team	W	L
Iowa State	0	1
John Brown	0	1
Kansas State	0	1
Kearney State	1	0
Kentucky Wesleyan	1	28
Kenyon	0	1
Lake Erie	0	1
Lake Superior State	2	2
Lewis*	8	22
Lincoln	26	11
Lindenwood	8	3
Lindenwood-Belleville	3	0
Little Rock	1	0
Lock Haven	1	0
Louisiana College	1	0
Louisiana-Lafayette	0	1
Loyola (Ill.)	1	1
MacMurray	2	0
Mankato State	0	1
The Master's	0	1
Maryville	20	6
McKendree*	18	8
Memphis State	0	2
Merchant Marine	1	0
Merrimack	1	0
Millikin	7	5
Mississippi	0	1
Missouri Baptist	13	1
Missouri-Kansas City	4	6
Missouri-S&T*	41	27
Missouri Southern	6	11
Missouri State	5	8
Missouri Valley	2	0
Missouri Western	6	4
Montana State-Billings	1	1
Morehouse	1	0
Morningside	0	1
Murray State	0	1
Nebraska	0	1
Neb-Omaha	0	2
New Orleans	1	1
Northwood	4	2
North Alabama	0	1
North Central	1	0
Northern Iowa	0	2
Northern Kentucky	7	18
Northwest Missouri	9	22
Nova Southeastern	0	1
Oakland City	2	0
Ohio State	0	2
Oklahoma	0	1
Oklahoma Christian	0	1
Oklahoma State	0	1
Oregon	0	1
Ouachita Baptist	0	1
Pan American	0	1
Parks College	1	0
Pepperdine	0	1
Pershing	1	0
Pittsburg State	10	4
Principia	2	0
Puget Sound	0	1
Purdue Northwest	1	0
Quincy*	27	40
Roanoke	0	1


Team	W	L
Robert Morris (Ill.)	15	0
Rockhurst*	22	21
Rhodes	3	2
Sacred Heart	1	0
Saint Leo	1	0
Saint Joseph's	11	18
St. Edwards	1	0
St. Louis	2	12
St. Louis Christian	1	0
St. Louis Pharmacy	2	0
St. Mary's (Texas)	0	1
Samford	0	1
Sanford-Brown	2	0
Seattle Pacific	0	1
Shawnee State	1	0
Simpson	1	0
Sioux Falls	0	1
South Alabama	1	2
South Carolina	0	1
South Dakota	1	0
South Florida	1	3
Southeast Louisiana	0	2
Southeast Missouri	11	25
SIU Edwardsville	30	44
Southern Colorado	0	1
Southern Indiana*	12	38
Southern Mississippi	0	4
Southwest Baptist	5	9
Southwestern (Kan.)	1	0
Southwestern Okla. State	1	0
Stanford	0	1
Stetson	1	0
Stonehill	1	0
Tarkio	1	0
Tennessee-Martin	3	3
Tiffin	1	0
Trevecca Nazarene	3	0
Truman State*	27	17
Tulsa	0	3
UNC-Charlotte	0	1
Upper Iowa	3	1
Victory U.	1	0
Walsh	1	0
Washburn	3	12
Washington (Mo.)	12	4
Webster	10	0
West Florida	0	1
West Georgia	0	1
West Texas A&M	1	1
West Virginia State	1	0
Western Illinois	5	6
Westminster	7	1
William Jewell*	14	7
William Penn	4	0
William Woods	1	0
Wisconsin-Green Bay	0	2
Wisconsin-Lutheran	1	0
Wisconsin-Milwaukee	5	6
Wisconsin-Parkside	15	20
Wisconsin-Stevens Point	1	0
Wofford College	1	0
Wright State	1	4
Wyoming	0	1

* Great Lakes Valley Conference opponent

ALL-TIME ROSTER




Kevin Brennan



Frank Cusumano



Adam Fear



William Harris

– A –
 Mitchell Ackelson, 2010-11
 Mindaugas Adamonis, 2001-03
 Ty Adams, 2006-07
 Greg Ahart, 1974-75
 Marcus Albert, 1993-95
 Terrell Alexander, 1997-98
 Loy Allen, 1966-69
 Ike Attah, 2003-05

– B –
 Ervin Bailey, 1984-85
 Mike Baily, 1973-74
 Ronnie Banks, 2002-04
 Rip Barberio, 1976-77
 Kevin Barthule, 1972-74
 Dave Bazzell, 1972-73
 Beaumont Beasley, 2008-2010
 Travis Beavers, 2000-01
 Ryne Bechtel, 2008-2009
 Shedrick Bell, 1969-72
 Dennis Benne, 1978-82
 Kurt Berg, 1982-84
 Mark Bernsen, 1969-72
 Allen Berry, 2000-01
 Kenny Berry, 2018-present
 Eric Bickel, 1994-96
 Kyle Bixler, 1997-98
 Jason Black, 2007-09
 T.J. Blakeney, 2004-05
 Tim Blankenship, 2003-04
 Stanley Boateng, 2006-07
 Bob Bone, 1973-77
 Dan Bramer, 1980-81
 Neil Branham, 2011-15
 Matt Brannon, 2002-04
 Marty Braun, 1976-77
 Kevin Brennan, 1972-74
 Kevin Brooks, 1986-88
 Donald Brown, 1979-80
 Jeremy Brown, 2008-2010
 Larricus Brown, 2007-08
 Jim Buford, 1970-72
 Marvin Bullard, 1991-93
 Sam Buxton, 2008-2010

– C –
 Andrew Cagle, 2005-06
 Bill Caldwell, 1967-68
 Chuck Caldwell, 1967-68
 Dennis Caldwell, 1968-70
 Shawn Caldwell, 1993-94
 Lance Cannon, 2009-10
 Ron Carkhum, 1969-72
 Ronnie Carson, 2018-present
 Darian Cartham, 2012-14
 Deryn Carter, 2001-02
 Fred Carter, 1990-91
 Josh Charter, 2018-19
 Ross Cherepkai, 2001-02
 Reggie Clabon, 1980-83
 Ronald Clark, 1966-68
 Ray Clayton, 1991-92
 Brian Clemons, 1996-97

Sherome Cole, 2002-06
 Michael Coleman, 1998-01
 Rayshon Coleman, 2007-08
 Jack Connors, 2011-12
 Max Cook, 2014-17
 Scott Crawford, 1990-93
 Ron Crimm, 1970-72
 Barry Curtis, 1981-82
 Frank Cusumano, 1980-84

– D –
 Greg Daust, 1968-71
 Steven Davis, 2016-18
 Paul DeChellis, 2005-2008
 Alan DeGeare, 1978-80
 Juan Dumphord, 2000-01
 Mike Dunlap, 1971-72
 Eric Dust, 2017-19
 Kevin Dwyer, 2010-14

– E –
 Joe Edwards, 1982-85
 Joseph English, 2015-17
 Maurice Evans, 2018-present
 "Smokey" Evans, 1992-93

– F –
 Ibou Fall, 2011-12
 Adam Fear, 2006-2010
 Tommy Fish, 1973-75
 Jo'Van Fisher, 2002-03
 Jeremiah Fouts, 1997-98
 Justin Foust, 2001-04
 Dellondo Foxx, 1984-86
 Sky Frazier, 2007-08
 Jason Frillman, 1996-98
 Isaiah Fuller, 2018-present
 Gerald Fulton, 2010-11

– G –
 Mike George, 1973-74
 Tim Geurin, 2004-05
 Francis Goellner, 1970-72
 Jim Goessling, 1973-77
 Jim Goff, 1967-68
 Barry Graskewicz, 1988-92
 Michael Graves, 1993-95
 Derick Gray, 1972-73
 Aaron Green, 2004-06
 Pat Green, 1975-76
 Tim Green, 2007-09
 Jim Gregory, 1986-88
 Jonathan Griffin, 2002-06
 Jose Grubbs, 2017-present

– H –
 Kyle Hamilton, 2004-06
 Josh Hardin, 2003-04
 Bill Harris, 1971-73
 Mike Harris, 1997-1998
 William Harris, 1978-82
 Michael Hamilton, 1999-01
 Richard Hamilton, 1981-83
 Luke Harms, 1999-01
 Octavious Hawkins, 2006-07

Rodney Hawthorne, 1993-97
 Mike Hayes, 1970-72
 Arthur Henderson, 1979-80
 Joe Henderson, 2015-present
 Mark Henrichs, 1976-78
 Chuck Henson, 1968-70
 Terence Herbert, 1999-00
 Derrick Hicks, 1985-86
 Justin Hightower, 2010-12
 Darren Hill, 1992-93
 Kevin Hill, 1989-91
 Malcolm Hill, 1990-1994
 Gene Hinshaw, 1974-76
 Dale Hoette, 1974-75
 Ed Holhubner, 1977-79
 DeAndre Holmes, 2015-17
 Hubert Hoosman, 1975-79
 Joe Howard, 1976-78
 Tom Houston, 1979-80
 Tom Hudson, 1980-82
 Anthony Hughes, 2017-19
 Colby Hughes, 2004-05
 Tre Hymer, 2015-16

– J –
 Kurt Jacob, 1981-84
 Aaron Jackson, 2005-09
 Alex Jackson, 2008-09
 Debrit Jenkins, 1979-80
 Femi John, 2013-14
 Kechan Johnson, 1998-00
 Justin Jones, 2012-13
 Tim Jones, 1981-82
 Vic Jordan, 1981-84


– K –
 Adam Kaatman, 2007-2010
 Scott Kassel, 1999-2002
 Andreas Kefalas, 2013-17
 Glenn Keller, 2002-03
 Dwon Kelly, 1996-98
 Dave Kincaid, 1972-73
 La Von Kincaid, 1991-93
 Tony Kinder, 1979-81
 Joey King, 1984-86
 Rick Kirby, 1979-80
 Brandon Klaus, 1995-97
 Cody Kliethermes, 2006-2010
 Dave Krieger, 1969-70
 Leon Kynard, 1990-92

– L –
 Joe Laukemper, 1968-70
 Ryan Lawrence, 2008-11
 Mark Lash, 1994-96
 Leroy Lay, 1972-73
 Brett Ledbetter, 2006-07
 Doug Lee, 2001-02
 Lonnie Lewis, 1980-82
 Mike Lewis, 1972-74
 Ken Liszewski, 1985-86
 Jason Logsdon, 1997-98
 Troy Long, 2011-12
 Ervin Longmeyer, 1988-90
 Anthony Love, 1999-01


UMSLMEN'S BASKETBALL



Mike Moore



Ron Porter



Lawndale Thomas



David Ward

Eric Love, 1986-88
 Rich Lowenstein, 1967-68
 Bob Lucas, 1966-67
 Eric Lytle, 1994-95

– M –
 Alex Majewski, 2014-17
 Brian Markus, 1999-01
 Brandon Marquardt, 2014-16
 Raymond Martin, 1966-67
 Terry Marzette, 1987-89
 Shawn Massa, 1999-00
 Johnathan Matthews, 2017-19
 Bill McBride, 1967-68
 Steve McClintock, 1972-73
 Joshua McCoy, 2011-13
 Byron McNair, 1987-89
 Bruce McCollister, 1977-79
 Bob McCormack, 1981-85
 Mike McCormack, 1974-78
 Dan McGrath, 1978-79
 Larry McKelly, 1976-77
 Steve Meir, 1968-69
 Ted Meier, 1983-85
 Ryan Meyers, 1996-1998
 Arinze Mgbemena, 2018-present
 Todd Miller, 1995-97
 Derrell Minner, 2004-06
 Mike Moore, 1989-93
 Trevor Moore, 2018-present
 Kevin Morganfield, 1985-89
 Jermaine Morris, 1991-93
 Chris Mroz, 2004-06

– N –
 Rolandis Nash, 1974-78
 Kevin Nordmann, 2003-04
 Steve Novack, 1966-67
 Isiah Nunn, 2011-13

– O –
 Nino Obano, 2015-17
 Nicolai Oestbye, 2009-11
 Cory Oliver, 1991-92
 Tre Ogles, 2014-16

– P –
 Paul Paradoski, 2007-08
 Irv Parish, 1975-60
 Joey Paul, 2004-06
 Jim Pelechek, 1972-75
 Brad Perry, 1983-84
 Jeff Peters, 1999-00
 Ernest Petteway, 1980-81
 Tanner Peurach, 2010-11
 Rick Phillips, 1978-79
 Sylvester Phillips, 1966-67
 Bob Pikula, 1969-70
 Chris Pilz, 1987-91
 John Ponciroli, 1969-70
 Ron Porter, 1982-86
 Jared Pratt, 2001-04
 Mike Pratt, 1971-73
 Will Presson, 2017-18

– R –
 Danilo Radenkovic, 2013-16
 Vinnie Raimondo, 2009-13
 Terry Reiter, 1966-68
 Derrick Redd, 2001-03
 Denzel Reed, 2013-2014
 Zach Redel, 2009-12
 Dave Reddy, 1993-97
 Hunter Reine, 2015-17
 Durrell Robinson, 1998
 Jim Robinson, 1992-95
 Steve Roder, 1989-93
 Glen Rohn, 1968-72
 Jim Rohr, 1968-72
 Greg Ross, 1997-01
 Stein Rotegaard, 1996-99
 Gary Rucks, 1979-81
 Ben Ruether, 2012-13
 Bruce Ryan, 1969-70
 John Ryan, 1978-80

– S –
 Daryl Saine, 2001-03
 Qwanzi Samuels, 2002-03
 Jamar Sanders, 1994
 Von Scales, 1986-90
 Brad Scheiter, 1977-81
 Jim Schelich, 1999-2002
 Matt Scherder, 2001-2002
 Bill Schmidt, 1974-75
 Rick Schmidt, 1972-74
 Dave Schroll, 1995
 Gary Scott, 1973-74
 Greg Scott, 1969-70
 Jordan Shanklin, 2013-14
 Lamont Shannon, 1974-78
 Derek Shouse, 2013-15
 Drew Skaggs, 2013-17
 Troy Slaten, 2004-2007
 Clarence Slaughter, 1966-72
 Aareon Smith, 2011-15
 Carlos Smith, 1982-84
 Marvin Smith, 1993-94
 Tom Smith, 1988-90
 Torrance Smith, 1996-97
 Kevin Sneed, 1987-92
 Javier Soto, 2002-03
 Mark Stanley, 1985-90
 Eric Stiegman, 1996-98
 Jim Steitz, 1971-74
 Jack Stenner, 1966-69
 Gene Stewart, 1998
 Mike Strater, 1985-87
 Shea Sumpter, 2013-14
 Josh Suter, 2000-01
 Verle Sutton, 1968-70
 Kevin Swanson, 2014-17
 Demonte Sykes, 2014-15

– T –
 Mickey Thames, 1978-79
 Tom Thoele, 1972-75
 Derek Thomas, 1986-88
 Lawndale Thomas, 1992-96
 Grayling Tobias, 1975-79
 Jason Towery, 2017-present
 Kevin Tuckson, 1993-97
 Ron Tyler, 1980-82

– U –
 Rick Utrage, 1968-70

– W –
 Carl Walton, 1977-78
 Kobe Wands, 2016-17
 C. Ward, 1983-84, 90-91
 David Ward, 2004-2008
 Dwayne Ward, 2017-18
 Ed Ware, 1988-89
 Jay Warner, 1966-67
 Dave Watkins, 1974-78
 David Watkins, 2003-04
 Justyn Watkins, 2010-11
 Elijah Watson, 2016-18
 Michael Weber, 2012-14
 Davious Webster, 2017-18
 Joshua Webster, 2014-16
 Eli Weigley, 2010-14
 Larry Wells, 2002-03
 Dennis Whelan, 1967-69
 D.J. White, 2016-18
 Eddie White, 2009-10
 Nathan Whittaker, 2005-09
 Jalen Wilkins-McCoy, 2018-present
 Clarence Williams, 1974-75
 Derek Williams, 2014-15
 Dominic Williams, 2010-11
 Greg Williams, 1984-85
 Jamarcus Williams, 2010-11
 James Williams, 1989-90
 Terry Williams, 1977-78
 Dale Willis, 1973-75
 Henry Willis, 2003-04
 Hilliard Willis, 1972-73
 Dave Wilson, 1966-67
 Jeff Wilson, 1985-89
 Tylor Wimbish, 2013-15
 Shane Wissink, 2017-present
 Scott Wittenborn, 2003-04
 Josh Wolf, 1997-98
 Mike Woodling, 1977-79
 Charlie Woods, 2011-13
 Ron Woods, 1966-67
 Wayne Woods, 1978-79
 Alonzo Wrickerson, 2009-10
 Warren Wynn, 1974-76

– Y –
 Duane Young, 1984-87

– Z –
 Jeff Zoellner, 1982-84