

# KANSAS CITY ROOS



## MEN'S BASKETBALL RECORD BOOK

### TABLE OF CONTENTS

Player Superlatives .....	2-3	Retired Jersey #'s - Ronnie Schmitz & Michael Watson .....	32
Team Superlatives .....	4	Men's Basketball in UMKC Hall of Fame .....	33-34
Milestone Wins .....	4	Coaching Records .....	35
All-Time Home Games Played at Swinney Center .....	5	Year-by-Year Results .....	36-49
Player Single-Game Highs at Swinney Center .....	6	All-Time Tournament and Postseason Results .....	50-51
Team Single-Game Highs at Swinney Center .....	7	All-Time Conference Tournament History .....	52-53
Player Single-Game Highs .....	8-9	Conference Tournament Team Stats Game-by-Game .....	54-55
Player Single-Season Highs .....	10-11	Last Time It Happened in Conference Tournament .....	56
Player Career Highs .....	11-15	Conference Tournament Team Records .....	57-58
Opponent Bests .....	16	Conference Tournament Player Records .....	59-61
Year-by-Year Player Leaders .....	17-19	Last Time It Happened in Any Game .....	62-63
Player Single-Season Highs (Freshmen) .....	20-21	Series History .....	64-71
Player Single-Season Highs (Sophomores) .....	22-23	All-Time Overtime Games .....	72
Player Single-Season Highs (Juniors) .....	24-25	100-Point Games; Scoring Margins; Ranked Opponents .....	73
Player Single-Season Highs (Seniors) .....	26-27	All-Time Roster .....	74-75
1,000-Point Scorers .....	28-29		
All-Time Honors .....	30-31		

*Note: All information updated through 2022-23 season.*



# KANSAS CITY MEN'S BASKETBALL

## RECORD BOOK

### All-Time Player Superlatives

#### INDIVIDUAL RECORDS

##### POINTS SCORED

First in D-1: by Ron Davis, 19:20 left in first half vs. Rice, 11/30/87  
 Half: 33 by Ronnie Schmitz vs. U.S. International (2nd), 3/4/91  
 Game: 54 by Michael Watson vs. Oral Roberts, 2/22/03  
 Season: 753 by Tony Dumas, 1993-94 (29 games)  
 Career: 2,488 by Michael Watson, 2000-04

##### FIELD GOALS MADE


Half: 12 by Darrell Colbert vs. U.S. International (2nd), 2/17/90  
 12 by Ronnie Schmitz vs. U.S. International (2nd), 3/4/91  
 Game: 19 by Michael Watson vs. Oral Roberts, 2/22/03  
 Season: 247 by Michael Watson, 2002-03 (29 games)  
 Career: 850 by Michael Watson, 2000-04

##### FIELD GOALS ATTEMPTED

Half: 17 by Ronnie Schmitz vs. U.S. International (2nd), 3/4/91  
 17 by Michael Watson vs. Oral Roberts (2nd), 2/2/02  
 17 by Michael Watson vs. Oral Roberts (1st), 2/22/03  
 Game: 35 by Michael Watson vs. Oral Roberts, 2/22/03  
 Season: 656 by Michael Watson, 2002-03 (29 games)  
 Career: 2,274 by Michael Watson, 2000-04

##### FIELD GOAL PERCENTAGE

Half: 1.000 (7-7) by Brad Mann vs. Oakland, 1/16/99  
 Game: 1.000 (11-11) by Lonnie Alexander vs. Troy State, 1/6/97  
 Season: .634 (199-314) by David Robinson, 1991-92  
 Career: .584 (427-731) by David Robinson, 1987-92  
 (minimum 200 attempts)



*Ronnie Schmitz holds the school record with 10 made 3-pointers against Denver on Dec. 17, 1991. He was the first player to have his jersey # retired.*

##### 3-POINT FIELD GOALS MADE

First: Baxter Russell at 14:47 of first half vs. Rice, 11/30/87  
 Half: 6 by Ronnie Schmitz vs. U.S. International (2nd), 3/4/91  
 6 by Erin Washington vs. Colorado (2nd), 1/11/95  
 6 by Dane Brumagin at Oakland (2nd), 12/6/07  
 Game: 10 by Ronnie Schmitz vs. Denver, 12/17/91  
 10 by Michael Watson vs. Oral Roberts, 2/22/03  
 Season: 118 by Michael Watson, 2002-03 (29 games)  
 Career: 391 by Michael Watson, 2000-04 (117 games)

##### 3-POINT FIELD GOALS ATTEMPTED

Half: 11 by Ronnie Schmitz vs. U.S. International (2nd), 3/4/91  
 11 by Erin Washington vs. Colorado (2nd), 1/11/95  
 Game: 22 by Michael Watson vs. Oral Roberts, 2/22/03  
 Season: 337 by Michael Watson, 2002-03 (29 games)  
 Career: 1098 by Michael Watson, 2000-04 (117 games)

##### 3-POINT FIELD GOAL PERCENTAGE

Half: 1.000 (5-5) by Brad Mann vs. Oakland (2nd), 1/16/99  
 Game: 1.000 (5-5) by Brad Mann vs. Oakland, 1/16/99  
 Season: .500 (39-78) by Tony Dumas, 1991-92  
 Career: .443 (152-343) by Reggie Chamberlain, 2010-12

##### FREE THROWS MADE

Half: 16 by Tony Dumas vs. Texas Tech (2nd), 1/8/94  
 Game: 18 by RayQuawndis Mitchell vs. Toledo, 11/21/22  
 18 by Tony Dumas vs. Texas Tech, 1/8/94  
 18 by Tony Dumas vs. Northeastern Illinois, 2/5/94  
 18 by Tony Dumas vs. Northeastern Illinois, 2/16/94  
 Season: 221 by Tony Dumas, 1993-94 (29 games)  
 Career: 594 by Tony Dumas, 1990-94 (112 games)  
 Consecutive: 32 by Michael Jackson, 1999-2000

##### FREE THROWS ATTEMPTED

Half: 16 by Tony Dumas (2nd) vs. Texas Tech, 1/8/94  
 Game: 22 by Tony Dumas vs. Northeastern Illinois, 2/5/94  
 Season: 292 by Tony Dumas, 1993-94 (29 games)  
 Career: 789 by Tony Dumas, 1990-94 (112 games)

##### FREE THROW PERCENTAGE

Half: 1.000 (16-16) by Tony Dumas (2nd) vs. Texas Tech, 1/8/94  
 Game: 1.000 (15-15) by David Robinson vs. Chicago St., 2/24/92  
 1.000 (12-12) by LaVell Boyd vs. Southeast Missouri, 11/28/16  
 1.000 (11-11) by Shemarri Allen vs. Idaho St., 11/29/22  
 1.000 (11-11) by Brent Stephens vs. Washburn, 11/13/07  
 1.000 (10-10) by Evan Gilyard II at St. Thomas (MN), 2/8/22  
 Season: .884 (76-86) by Ronnie Schmitz, 1991-92 (29 games)  
 Career: .860 (154-179) by Reggie Chamberlain, 2010-12 (61 games)

##### REBOUNDS


Half: 15 by Tony Berg (1st) vs. Baylor, 12/3/96  
 Game: 23 by Tony Berg vs. Baylor, 12/3/96  
 Season: 283 by Spencer Johnson, 2010-11 (30 games)  
 Avg.: 9.4 by Spencer Johnson, 2010-11 (30 games)  
 Career: 710 by Spencer Johnson, 2007-11 (121 games)  
 Avg.: 7.4 by Ron Davis, 1987-89 (54 games)

##### ASSISTS

Half: 10 by Marc Stricker (2nd) vs. Bellevue, 12/16/99  
 Game: 13 by Marc Stricker vs. Bellevue, 12/16/99  
 Season: 136 by LaVell Boyd, 2016-17 (35 games)  
 Career: 393 by Martez Harrison, 2013-16

##### STEALS

Game: 7 by several; last: Quinton Day, 11/19/05  
 Season: 76 by Quinton Day, 2005-06 (27 games)  
 Career: 179 by Quinton Day (2004-07)



*Marc Stricker was one of the most prolific UMKC passers as he holds the single-game assists record of 13 done on Dec. 16, 1999*



# KANSAS CITY MEN'S BASKETBALL

## RECORD BOOK

### All-Time Player Superlatives | Team Superlatives



*Michael Jackson is the UMKC record-holder for season (51) and career blocks (138) in 88 games played from 1999-2002*

#### BLOCKED SHOTS

Game: 7 by David Robinson vs. Wright State, 1/5/91  
7 by Thaddeus Smith vs. Indiana State, 12/28/14  
Season: 51 by Michael Jackson, 2000-01  
Career: 138 by Michael Jackson, 1999-02 (88 games)

#### TURNOVERS

Game: 11 by Tony Dumas vs. Northeastern Illinois, 2/5/94  
Season: 110 by Tony Dumas, 1993-94 (29 games)  
110 by Martez Harrison, 2015-16 (31 games)

Career: 365 by Tony Dumas, 1990-94 (112 games)

#### GAMES STARTED

Consecutive: 110 by Ronnie Schmitz, 1989-93  
Season: 35 by LaVell Boyd, 2016-17  
Career: 114 by Michael Watson, 2000-04

#### MINUTES PLAYED

Game: 54 by Shemarri Allen at Denver, 12/29/22  
Season: 1,180 by Quinton Day, 2006-07 (29 games)  
Avg.: 39.1 by Michael Watson, 2001-02 (29 games)  
Career: 4,348 by Michael Watson, 2000-04 (117 games)

### TEAM RECORDS

#### POINTS SCORED

Half: 80 vs. U.S. International (2nd), 3/4/91  
Game: 138 vs. Greenville, 11/27/20  
Season: 2,691 in 2016-17 (35 games)  
Average: 81.1 in 1990-91 (29 games)

#### FIELD GOALS MADE

Half: 34 vs. Greenville (2nd), 11/27/20  
Game: 62 vs. Greenville, 11/27/20 (62-of-80)  
Season: 911 in 2016-17 (35 games)

#### FIELD GOALS ATTEMPTED

Half: 45 vs. U.S. International (2nd), 2/18/91  
Game: 89 vs. U.S. International, 2/18/91  
Season: 2,076 in 2016-17 (35 games)

#### FIELD GOAL PERCENTAGE

Half: .872 (34-39) vs. Greenville (2nd), 11/27/20  
Game: .775 vs. Greenville, 11/27/20  
Season: .497 (740-1,489) in 1991-92  
.497 (642-1,292) in 2020-21

#### THREE-POINT FIELD GOALS MADE

Half: 11 vs. Eastern Illinois, 12/30/05  
11 vs. Centenary, 2/12/11  
Game: 17 vs. Southern Utah, 2/6/03  
17 vs. Calvary, 11/14/22  
Season: 315 in 2016-17 (35 games)

#### THREE-POINT FIELD GOALS ATTEMPTED

Half: 34 at Southern Utah (2nd), 1/29/04  
Game: 42 at Southern Utah, 1/29/04  
42 vs. Ottawa (Kan.), 1/31/17  
Season: 848 in 2016-17 (35 games)

#### THREE-POINT FIELD GOAL PERCENTAGE

Game: 1.000 (4-4) at Buffalo, 1/21/98  
Season: .415 (148-357) in 1991-92 (28 games)

#### FREE THROWS MADE

Half: 31 vs. Tennessee State (2nd), 1/8/90  
Game: 38 vs. Wisconsin-Milwaukee, 1/4/92  
38 at Houston Baptist, 12/12/09  
Season: 554 in 2016-17 (35 games)

#### FREE THROWS ATTEMPTED

Half: 40 vs. Tennessee State (2nd), 1/8/90  
Game: 53 vs. Emporia State, 11/8/13  
Season: 777 in 2016-17 (28 games)

#### FREE THROW PERCENTAGE

Half (15 att.): 1.000 (18-18) vs. Kansas Christian (1st), 11/17/21  
Game (20 att.): .920 (23-25) vs. Grand Canyon, 12/11/93  
.920 (23-25) vs. Grand Canyon, 2/14/19  
Season: .761 (315-414) in 2000-01

#### REBOUNDS

Half: 33 vs. U.S. International (2nd), 2/18/91  
Game: 65 vs. U.S. International, 2/18/91  
Season: 1,213 in 2016-17 (35 games)  
Average: 39.3 in 1995-96 (27 games)

#### ASSISTS

Game: 43 vs. Greenville, 11/27/20  
Season: 461 in 1999-2000 (29 games)

#### STEALS

Game: 22 vs. William Jewell, 11/29/14  
Season: 266 in 2014-15 (33 games)

#### BLOCKED SHOTS

Game: 11 vs. Nicholls State, 11/29/91  
Season: 116 in 2007-08 (32 games)



# KANSAS CITY MEN'S BASKETBALL

## RECORD BOOK

### All-Time Team Superlatives

#### TURNOVERS

Game: 34 vs. Troy State, 2/27/95  
 34 vs. Northeastern Illinois, 3/2/97  
 Season: 525 in 1999-2000 (29 games)

#### FOULS

Game: 37 at Omaha, 11/17/15  
 Season: 773 in 2016-17 (35 games)

#### DISQUALIFICATIONS

Game: 5 vs. Loyola Chicago, 12/2/03  
 Season: 26 in 2019-20 (30 games)  
 23 in 2007-08 (32 games)

#### WIN/LOSS RECORD

Games Played: 35 in 2016-17  
 Games Won: 20 in 1991-92  
 Games Lost: 24 in 2008-09 and 2012-13  
 Winning Pct.: .714 (20-8) in 1991-92  
 Home Games Played: 17 in 2016-17  
 Home Games Won: 14 in 1991-92  
 Road Games Played: 17 in 2014-15 and 2018-19  
 Road Games Won: 7 in 2004-05  
 Consecutive Wins: 11 from 1/3/05 to 2/3/05  
 Consecutive Home Wins: 12 from 1/3/90 to 12/12/90  
 Consecutive Road Wins: 7 from 1/3/05 to 2/19/05  
 Triple Overtime: 1-2  
 Double Overtime: 6-4  
 Single Overtime: 16-21  
 Overall Overtime: 23-26  
 Best Start to the Season With Zero Losses:  
 5-0 in 2001-02  
 4-0 in 2010-11 and 1991-92  
 3-0 in 2009-10  
 2-0 in 2005-06, '06-07 and '20-21  
 Best Start to the Season With One Loss:  
 6-1 in 2001-02  
 5-1 in 1991-92  
 3-1 in 2016-17, 2005-06 and 1990-91  
 Longest Win Streaks:  
 11 games in 2004-05  
 5 games done 7 times, recently in 16-17  
 4 games done 13 times, recently in 21-22

#### All records from the NCAA era (1986-present)

#### MILESTONE VICTORIES IN NCAA ERA (1986 - present)

Victory	Opponent	Score	Date
1	Prairie View A&M	77-62	12/12/87
50	Texas-Pan American	92-80	12/4/91
100	Chicago State	91-64	2/12/95
150	Western Illinois	75-71	2/3/00
200	Kansas State	93-52	12/30/03
250	Oakland	80-76 (OT)	2/15/07
300	at IPFW	80-66	12/1/11
350	Utah Valley	80-78	3/10/16
400	Crowley's Ridge	99-41	1/27/20
446	Heads into 2023-24 season with 446 wins		



*UMKC played its first NCAA Division I men's basketball game on Nov. 30, 1987 against Rice University at historic Municipal Auditorium. UMKC lost by a 62-60 score.*



# KANSAS CITY MEN'S BASKETBALL

## RECORD BOOK

### All-Time Results and Records at Swinney Center

#### Home Games Played at Swinney Center

Kansas City played all conference home games in 2018-19 and all non-conference and conference home games in 2019-20 at the on-campus Swinney Center. The Roos first played at Swinney during the 2008-09 season, splitting time at Municipal Auditorium, Kemper Arena, Hale Arena and occasionally the Independence Events Center. Refer to the all-time results section for those games marked on the schedule.

#### Overall Record: 63-45 (.583)

- Overtime Games: 3-1 (.750)
- Postseason Games: 1-0 (1.000)
- Conference Games: 34-33 (.507)
- Non-Conference Games: 29-12 (.707)

#### Month Breakdown:

- November Games: 15-7 (.682)
- December Games: 14-6 (.700)
- January Games: 19-15 (.559)
- February Games: 14-16 (.467)
- March Games: 1-1 (.500)

#### Year Breakdown:

- 2008-09: 0-1
- 2009-10: 3-2
- 2010-11: 10-4
- 2011-12: 5-8
- 2012-13: 3-8
- 2013-14: 1-0
- 2014-15: 1-0
- 2015-16: none
- 2016-17: 1-0
- 2017-18: 0-1
- 2018-19: 5-3
- 2019-20: 9-4
- 2020-21: 8-3
- 2021-22: 11-3
- 2022-23: 6-8

#### All-Time Results:

11/14/08	North Dakota	L	56-61
11/14/09	Truman State	W	80-33
11/17/09	Lincoln (Mo.)	W	78-52
11/28/09	Idaho State	L	65-68
12/19/09	Central Arkansas	W	78-67
1/26/10	North Dakota State*	L	69-73
11/12/10	Truman State	W	71-59
11/20/10	SE Missouri State	W	70-62
11/24/10	SIU Edwardsville	W	82-64
12/8/10	Utah Valley	W	70-63
12/18/10	North Dakota	W	69-61
12/21/10	Houston Baptist	W	73-51
12/28/10	North Dakota State*	W	75-73
12/30/10	South Dakota State*	L	71-91
1/20/11	IUPUI*	W	85-77 (20T)
1/22/11	Western Illinois*	W	55-46
2/10/11	Oral Roberts*	L	81-102
2/12/11	Centenary*	W	91-58
2/24/11	Oakland*	L	90-103
2/26/11	IPFW*	L	57-82
11/11/11	NW Missouri State	L	62-66
11/16/11	Omaha	W	77-74
12/7/11	North Dakota	W	78-75
12/28/11	Oral Roberts*	L	65-72

12/30/11	Southern Utah*	L	77-91
1/7/12	South Dakota*	L	57-76
1/19/12	Western Illinois*	W	72-50
1/21/12	IUPUI*	W	64-62
2/9/12	North Dakota State*	W	72-61
2/11/12	South Dakota State*	L	62-75
2/18/12	Wright State	L	62-76
2/23/12	Oakland*	L	56-89
2/25/12	IPFW*	L	73-76
11/13/12	Lincoln (Mo.)	W	99-64
11/29/12	IUPUI*	W	79-65
12/1/12	Western Illinois*	L	63-68
12/16/12	Appalachian State	L	71-81
12/22/12	SE Missouri State	L	65-66
1/9/13	Utah Valley	L	66-78
1/22/13	Houston Baptist	L	61-63
1/26/13	Omaha*	L	59-67
2/9/13	South Dakota*	W	80-65
2/14/13	Fort Wayne*	L	60-65
2/16/13	Oakland*	L	74-86
12/7/13	Youngstown State	W	88-80
11/19/14	Missouri S&T	W	90-77
3/15/17	Green Bay^	W	92-82
11/30/17	South Dakota	L	63-82
1/5/19	Chicago State*	W	80-72
1/10/19	California Baptist*	W	84-68
1/24/19	Utah Valley*	L	67-75
1/26/19	Seattle U*	W	63-54
2/14/19	Grand Canyon*	W	87-75 (OT)
2/16/19	CSU Bakersfield*	W	75-67
2/28/19	New Mexico State*	L	55-75
3/2/19	UT Rio Grande Valley*	L	70-75
11/5/19	Avila	W	102-49
11/18/19	Bacone	W	111-38
11/30/19	Western Illinois	W	68-67
12/17/19	Toledo	W	72-57
1/2/20	Seattle U*	W	90-86 (30T)
1/4/20	Utah Valley*	W	68-63
1/16/20	CSU Bakersfield*	L	64-74 (OT)
1/19/20	Grand Canyon*	L	66-69
1/27/20	Crowley's Ridge	W	99-41
2/6/20	UT Rio Grande Valley*	L	60-73
2/8/20	New Mexico State*	L	61-67
2/19/20	California Baptist*	W	69-63
2/29/20	Chicago State*	W	80-58
11/25/20	Culver-Stockton	W	105-35
12/19/20	Kansas Christian	W	98-42
12/19/20	Kansas Christian	W	95-36
1/8/21	South Dakota*	L	64-66
1/9/21	South Dakota*	L	62-68
1/29/21	North Dakota State*	L	67-71
1/30/21	North Dakota State*	W	49-47
2/12/21	Omaha*	W	62-52
2/13/21	Omaha*	W	55-47
2/19/21	Denver*	W	68-57
2/20/21	Denver*	W	80-69
11/17/21	Kansas Christian	W	99-36
12/4/21	Calvary Bible	W	94-32
12/10/21	Green Bay	W	64-55
1/10/22	Omaha*	W	64-61
1/11/22	Baptist Bible	W	98-57
1/15/22	Oral Roberts*	L	72-84
1/17/22	Denver*	L	55-63
1/20/22	North Dakota State*	W	80-77

1/22/22	North Dakota*	W	79-74
1/24/22	Spurgeon	W	111-44
2/3/22	St. Thomas*	W	81-72
2/5/22	Western Illinois*	W	91-82
2/24/22	South Dakota*	W	72-63
2/26/22	South Dakota State*	L	75-86
11/7/22	Lincoln (Mo.)	L	56-59
11/14/22	Calvary	W	113-54
11/26/22	SIUE	L	54-64
11/29/22	Idaho State	L	65-75
12/3/22	Lindenwood	W	61-47
12/19/22	South Dakota*	W	62-45
1/12/23	St. Thomas*	W	81-60
1/14/23	Western Illinois*	L	52-60
1/26/23	Omaha*	W	64-61
1/28/23	Denver*	W	70-60
1/30/23	South Dakota State*	L	66-67
2/4/23	Oral Roberts*	L	57-85
2/16/23	North Dakota State*	L	58-69
2/18/23	North Dakota	L	73-81

\* Conference Games

^ CBI Postseason Tournament

### Miscellaneous Records

- Total Games Played: ..... 108 games
- KC Total Points (Average): ..... 7,919 (73.3)
- Opp Total Points (Average): ..... 6,959 (64.4)

- 100 Point Games by KC: ..... 5 games
- 100 Point Games by Opp.: ..... 2 games

- Longest Win Streak: ... 10 games (1/30/21-1/11/22)
- Longest Win Streak vs Conference Opp: ..... 6 games, 1/30/21-1/10/22)
- Longest Win Streak vs Non-Conference Opp: ..... 13 games (11/5/19-1/24/22)

- Most Home Games Played in a Season: ..... 14 Games, three times
- Fewest Home Games Played in a Season: ..... One Game, five times

- Largest Margin of Victory: ..... 73 vs. Bacone on Nov. 18, 2019 (111-38)
- Largest Margin of Defeat: ..... 33 vs. Oakland, Feb. 23, 2012 (56-89)

- Record when scoring 100-plus points: ..... 5-0
- Record when scoring 90-99 points: ..... 12-1
- Record when scoring 80-89 points: ..... 13-1
- Record when scoring 70-79 points: ..... 17-9
- Record when scoring 60-69 points: ..... 13-22
- Record when scoring fewer than 60: ..... 3-12

- Record when allowing 100-plus points: ..... 0-2
- Record when allowing 90-99 points: ..... 0-2
- Record when allowing 80-89 points: ..... 4-9
- Record when allowing 70-79 points: ..... 10-14
- Record when allowing 60-69 points: ..... 21-17
- Record when allowing fewer than 60: ..... 28-1



# KANSAS CITY

# MEN'S BASKETBALL

## RECORD BOOK

### Player Single-Game Highs at Swinney Center<sup>^</sup>

#### Points

Player	Opponent (Date)	Points
1. Jay Cousnard	Oral Roberts (2/10/11)	31
2. Evan Gilyard II	North Dakota (1/22/22)	30
3. Brandon McKissic	Omaha (2/12/21)	29
RayQuawndis Mitchell	St. Thomas (1/12/23)	29

#### Field Goals Made

Player	Opponent (Date)	FGs
1. Brandon McKissic	Omaha (2/12/21)	11
Jahshire Hardnett	Seattle U (1/2/20)	11
Javan White	Bacone (11/18/19)	11
Jay Cousnard	Oral Roberts (2/10/11)	11
Jay Cousnard	IUPUI (1/20/11)	11

#### Field Goal Attempts

Player	Opponent (Date)	FG Attempts
1. RayQuawndis Mitchell	Western Illinois (1/14/23)	26
2. Shemarri Allen	North Dakota St. (2/16/23)	25
3. Shemarri Allen	Denver (1/28/23)	22

#### Field Goal Percentage (min 5 made)

Player	Opponent (Date)	FG Percentage
1. Marvin Nesbitt Jr.	Culver-Stockton (11/25/20)	1.000 (6-6)
Marvin Nesbitt Jr.	Spurgeon (1/24/22)	1.000 (5-5)
Josiah Allick	Avila (11/5/19)	1.000 (5-5)
Shayok Shayok	Missouri S&T (11/19/14)	1.000 (5-5)
3. Allen David Mukeba	Omaha (1/26/23)	.875 (7-8)

#### 3-Point Field Goals Made

Player	Opponent (Date)	FGs
1. Reggie Chamberlain	Western Illinois (1/19/12)	7
2. RayQuawndis Mitchell	Lindenwood (12/3/22)	6
3. Seven times, most recent R. Mitchell vs. USD (12/19/22)		5

#### 3-Point Field Goals Attempted

Player	Opponent (Date)	FG Attempts
1. RayQuawndis Mitchell	Western Illinois (1/14/23)	17
2. RayQuawndis Mitchell	Lindenwood (12/3/22)	13
3. Evan Gilyard II	Denver (1/17/22)	12

#### 3-Point Field Goal Percentage (min 2 made)

Player	Opponent (Date)	FG Percentage
1. Bakari Lewis	Centenary (2/12/11)	1.000 (4-4)

several players tied, Lewis with most made w/o a miss

#### Free Throws Made

Player	Opponent (Date)	FTs
1. RayQuawndis Mitchell	North Dakota (2/18/23)	12
2. Shemarri Allen	Idaho State (11/29/22)	11
Jordan Giles	CSU Bakersfield (1/16/20)	11

#### Free Throws Attempted

Player	Opponent (Date)	FT Attempts
1. RayQuawndis Mitchell	North Dakota (2/18/23)	16
2. Martez Harrison	Youngstown State (12/7/13)	14
3. Jordan Giles	CSU Bakersfield (1/16/20)	13

#### Free Throw Percentage (min 3 made)

Player	Opponent (Date)	FT Percentage
1. Shemarri Allen	Idaho State (11/29/22)	1.00 (11-11)

several players tied, Allen with most made w/o a miss

#### Rebounds

Player	Opponent (Date)	Rebounds
1. Spencer Johnson	North Dakota State (12/28/10)	21
2. Spencer Johnson	Western Illinois (1/22/11)	18
3. Jeff Ngandu	Western Illinois (1/14/23)	17
Jeff Ngandu	St. Thomas (1/12/23)	17
Fred Chatmon	Houston Baptist (1/22/13)	17

#### Assists

Player	Opponent (Date)	Assists
1. Sam Martin	Kansas Christian (12/19/20)	11
Martez Harrison	Missouri S&T (11/19/14)	11
3. Jahshire Hardnett	Bacone (11/18/19)	10

#### Steals

Player	Opponent (Date)	Steals
1. Marvin Nesbitt Jr.	Culver-Stockton (11/25/20)	6
Anderson Köpp	Spurgeon (1/24/22)	6
3. Zion Williams	North Dakota State (1/30/21)	5
Bakari Lewis	Oakland (2/24/11)	5
Thomas Staton	Southern Utah (12/30/11)	5
Nate Rogers	Oral Roberts (12/28/11)	5

#### Blocked Shots

Player	Opponent (Date)	Blocks
1. Jeff Ngandu	North Dakota State (2/16/23)	5
2. Arkel Lamar	North Dakota State (1/30/21)	4
Brandon Suggs	CSU Bakersfield (2/16/19)	4
Jay Cousnard	SE Missouri State (11/20/10)	4
Trinity Hall	North Dakota (12/7/11)	4
Fred Chatmon	IUPUI (11/29/12)	4
Thaddeus Smith	Missouri S&T (11/19/14)	4

<sup>^</sup> These Swinney Center home game records include 108 total games.

2008-09: 1 game  
 2009-10: 5 games  
 2010-11: 14 games  
 2011-12: 13 games  
 2012-13: 11 games  
 2013-14: 1 game  
 2014-15: 1 game  
 2016-17: 1 game  
 2017-18: 1 game  
 2018-19: 8 games  
 2019-20: 13 games  
 2020-21: 11 games  
 2021-22: 14 games  
 2022-23: 14 games



# KANSAS CITY MEN'S BASKETBALL

## RECORD BOOK

### Team Single-Game Highs at Swinney Center<sup>^</sup>

#### Points

Opponent (Date)	Points
1. Calvary (11/14/22)	113
2. Spurgeon (1/24/22)	111
Bacone (11/18/19)	111

#### Field Goals Made

Opponent (Date)	FGs
1. Bacone (11/18/19)	48
2. Spurgeon (1/24/22)	44
Culver-Stockton (11/25/20)	44

#### Field Goal Attempts

Opponent (Date)	FG Attempts
1. Bacone (11/18/19)	84
2. Calvary (11/14/22)	79
3. Spurgeon (1/24/22)	74

#### Field Goal Percentage

Opponent (Date)	FG Percentage
1. Culver-Stockton (11/25/20)	.677 (44-65)
2. Calvary Bible (12/4/21)	.613 (38-62)
3. Western Illinois (1/19/12)	.610 (25-41)

#### 3-Point Field Goals Made

Opponent (Date)	FGs
1. Calvary (11/14/22)	17
2. Centenary (2/12/11)	15
3. Crowley's Ridge (1/27/20)	14

#### 3-Point Field Goals Attempted

Opponent (Date)	FG Attempts
1. Calvary (11/14/22)	32
Denver (1/17/22)	32
3. Grand Canyon (2/14/19)	31
Houston Baptist (12/21/10)	31

#### 3-Point Field Goal Percentage

Opponent (Date)	FG Percentage
1. North Dakota (12/7/11)	.600 (12-18)
2. North Dakota (12/18/10)	.588 (10-17)
3. Green Bay (3/15/17)	.565 (13-23)

#### Free Throws Made

Opponent (Date)	FTs
1. North Dakota (2/18/23)	26
2. Chicago State (1/5/19)	25
3. Grand Canyon (2/14/19)	23
Green Bay (3/15/17)	23

#### Free Throws Attempted

Opponent (Date)	FT Attempts
1. Youngstown State (12/7/13)	35
2. North Dakota (2/18/23)	33
Missouri S&T (11/19/14)	33
Truman State (11/12/10)	33

#### Free Throw Percentage

Opponent (Date)	FT Percentage
1. Western Illinois (1/19/12)	1.000 (9-9)
2. Appalachian State (12/16/12)	.941 (16-17)
3. Grand Canyon (2/14/19)	.920 (23-25)

#### Rebounds

Opponent (Date)	Rebounds
1. Bacone (11/18/19)	64
2. Calvary (11/14/22)	56
3. Kansas Christian (11/17/21)	53

#### Assists

Opponent (Date)	Assists
1. Kansas Christian (12/19/20)	31
2. Avila (11/5/19)	30
3. Baptist Bible (1/11/22)	28
Bacone (11/18/19)	28

#### Steals

Opponent (Date)	Steals
1. Calvary Bible (12/4/21)	20
2. Crowley's Ridge (1/27/20)	19
3. Avila (11/5/19)	18

#### Blocked Shots

Opponent (Date)	Blocks
1. North Dakota (12/7/11)	11
2. Missouri S&T (11/19/14)	9
3. Denver (1/28/23)	8
CSU Bakersfield (2/16/19)	8

<sup>^</sup> These Swinney Center home game records include 94 total games. Kansas City played all conference home games in 2018-19 and all non-conference and conference home games in 2019-20 at the on-campus Swinney Center. Prior to 2018-19, the Roos played at least one game at Swinney Center during the 2008-09, 2009-10, 2010-11, 2011-12, 2012-13, 2013-14, 2014-15, 2016-17 and 2017-18 seasons. Refer to the all-time results section for those games marked on the schedule.

2008-09: 1 game  
 2009-10: 5 games  
 2010-11: 14 games  
 2011-12: 13 games  
 2012-13: 11 games  
 2013-14: 1 game  
 2014-15: 1 game  
 2015-16: none  
 2016-17: 1 game  
 2017-18: 1 game  
 2018-19: 8 games  
 2019-20: 13 games  
 2020-21: 11 games  
 2021-22: 14 games



# KANSAS CITY MEN'S BASKETBALL

## RECORD BOOK

### Player Single-Game Highs

#### INDIVIDUAL SINGLE GAME RECORDS

##### Points


Player	Opponent (Date)	Points
1. Michael Watson	Oral Roberts (2/22/03)	54
2. Ronnie Schmitz	U.S. International (3/4/91)	51
3. Tony Dumas	Texas Tech (1/8/94)	44
4. Tony Dumas	Colorado (1/12/94)	43
5. Dane Brumagin	Oakland (12/6/07)	40
Michael Watson	Oakland (2/7/04)	40
Tony Dumas	Northeastern Illinois (2/16/94)	40
Tony Dumas	U.S. International (3/4/91)	40
9. Tony Dumas	Texas Wesleyan (12/8/92)	38
Ronnie Schmitz	Alcorn State (3/5/90)	38
11. Quinton Day	Valparaiso (2/23/06)	37
Michael Watson	Southern Utah (2/6/03)	37
Michael Watson	Denver (12/10/03)	37
Michael Watson	Robert Morris (11/22/02)	37
Ronnie Schmitz	Baylor (12/30/92)	37
16. Michael Watson	Youngstown St. (12/22/03)	36
Michael Watson	Colorado (12/7/02)	36
Tony Dumas	Nicholls State (11/29/91)	36
Ronnie Schmitz	Denver (12/17/90)	36
20. RayQuawndis Mitchell	Toledo (11/21/22)	35
Dee Ayuba	Valparaiso (3/4/07)	35
Dane Brumagin	Centenary (2/10/07)	35
Carlton Aaron	Centenary (1/24/05)	35
Michael Watson	Southern Utah (2/26/04)	35
Michael Watson	Southern Utah (2/21/02)	35
Dane Brumagin	IPFW (12/8/07)	35
Darecko Rawlins	Troy State (1/30/95)	35
Tony Dumas	Northeastern Illinois (2/5/94)	35
Napoleon Petteway	Alcorn State (3/1/89)	35
Darrell Colbert	U.S. International (2/17/89)	35
Napoleon Petteway	U.S. International (2/13/89)	35

##### Rebounds

Player	Opponent (Date)	Rebounds
1. Tony Berg	Baylor (12/3/96)	23
2. Spencer Johnson	North Dakota State (12/28/10)	21
3. Carlton Aaron	Youngstown State (12/21/02)	20
4. Darrell Colbert	Chicago State (3/7/90)	19
5. Spencer Johnson	Western Illinois (1/22/11)	18
Jimmy Keller	UTSA (11/22/97)	18
Darecko Rawlins	Buffalo (1/21/95)	18
Anthony Davis	U.S. International (2/18/91)	18
9. Jeff Ngandu	Western Illinois (1/14/23)	17
Jeff Ngandu	St. Thomas (1/12/23)	17
Fred Chatmon	Houston Baptist (1/22/13)	17
Carlton Aaron	Southern Utah (1/6/05)	17
Mike English	IUPUI (2/29/04)	17
Lonnie Alexander	Texas A&M (12/20/96)	17
Ron Davis	South Alabama (1/18/89)	17
16. Ron Davis	Florida International (1/6/88)	16
Darecko Rawlins	Valparaiso (1/5/95)	16
Will Palmer	IPFW (2/26/02)	16
Carlton Aaron	Centenary (1/8/05)	16
Fred Chatmon	Kansas State (12/29/12)	16
Darius Austin	Utah Valley (3/10/16)	16



Michael Watson, one of two players in MBB history to have his jersey # retired, holds the single-game record with 54 points against Oral Roberts on Feb. 22, 2003



Carlton Aaron snatched 20 rebounds against Youngstown State on Dec. 21, 2002, which is the third-most in a single game in history

##### Assists

Player	Opponent (Date)	Assists
1. Marc Stricker	Bellevue (12/16/99)	13
2. Terry Dickerson	Morehead State (12/23/92)	12
Baxter Russell	Alcorn State (3/1/89)	12
4. Martez Harrison	Omaha (11/17/15)	11
Martez Harrison	Missouri S&T (11/19/14)	11
Sam Martin	Kansas Christian (12/19/20)	11
7. Jahshire Hardnett	Bacone (11/18/19)	10
Tim Blackwell	Chicago State (2/6/06)	10
Quinton Day	Wichita State (12/28/04)	10
Marc Stricker	Southern Utah (1/11/03)	10
Tony Dumas	Chicago State (1/16/93)	10
Kent Denmon	Youngstown State (3/4/89)	10
Reggie DeGrate	Denver (11/26/88)	10
14. Shemarri Allen	Calvary Bible (12/4/21)	9
Kent Denmon	Nebraska (1/9/91)	9
Erin Washington	Chicago State (1/14/95)	9
Eddie Smith	Valparaiso (12/5/98)	9
Reggie Hamilton	Oakland (12/4/08)	9
Estan Tyler	Southeast Missouri State (12/22/12)	9
Xavier Bishop	Ottawa (Kan.) (1/31/17)	9

##### Steals

Player	Opponent (Date)	Steals
1. Quinton Day	Central Methodist (11/19/05)	7
Erin Washington	Saint Louis (12/9/95)	7
Erin Washington	Nebraska (1/18/95)	7
Ronnie Schmitz	Washington U (Mo.) (1/11/93)	7
5. Shemarri Allen	North Dakota (1/19/23)	6
Anderson Kopp	Spurgeon (1/24/22)	6
Marvin Nesbitt Jr.	Culver-Stockton (11/25/20)	6
Marvin Nesbitt Jr.	Haskell (11/12/17)	6
Nelson Kirksey	South Dakota St (12/28/13)	6
Quinton Day	Central Michigan (11/19/06)	6
Quinton Day	Missouri (11/29/05)	6
Quinton Day	Western Illinois (2/17/05)	6
Brandon Temple	Missouri State (12/17/03)	6
Randall Atchison	Oklahoma State (12/18/02)	6
Erin Washington	Buffalo (1/21/95)	6
Tony Dumas	Colorado (1/12/94)	6
Ronnie Schmitz	Denver (12/17/90)	6



# KANSAS CITY

# MEN'S BASKETBALL

## RECORD BOOK

### Player Single-Game Highs

David Robinson	Rice (2/3/90)	6
19. 50 tied	Most recent Zion Williams (1/30/21)	5

### Blocks

Player	Opponent (Date)	Blocks
1. Thaddeus Smith	Indiana State (12/28/14)	7
David Robinson	Wright State (1/5/91)	7
3. Jeremiah Hartsock	Eastern Washington (12/3/07)	6
Brandon Lipsey	Oral Roberts (3/9/03)	6
5. Jeff Ngandu	North Dakota State (2/16/23)	5
Jeff Ngandu	Denver (12/29/22)	5
Aleer Leek	SE Missouri State (12/6/17)	5
Thaddeus Smith	CSU Bakersfield (2/21/15)	5
James Humphrey	IPFW (12/6/08)	5
Alex Pledger	Centenary (1/11/07)	5
Brandon Lipsey	Youngstown State (12/21/02)	5
Michael Jackson	Green Bay (12/15/01)	5
Michael Jackson	Texas AM Corpus Christi (1/14/02)	5
Michael Jackson	Youngstown State (12/22/01)	5
Marcus Golson	Green Bay (12/15/01)	5
Michael Jackson	Western Illinois (1/11/01)	5
Darecko Rawlins	Northeastern Illinois (2/16/94)	5
Darecko Rawlins	Baylor (12/28/93)	5
David Robinson	Tennessee State (2/3/92)	5
David Robinson	UT Pan American (12/4/91)	5
John Davis	Nicholls State (11/29/91)	5
John Davis	Kansas State (1/21/91)	5
Ron Davis	Cleveland State (3/6/89)	5
Ron Davis	Alcorn State (3/1/89)	5



# KANSAS CITY MEN'S BASKETBALL

## RECORD BOOK

### Player Single-Season Highs

#### INDIVIDUAL SEASON RECORDS

##### Points

Player	Year	Points	Avg
1. Tony Dumas	1993-94	753	26.0
2. Michael Watson	2002-03	740	25.5
3. Michael Watson	2003-04	680	23.4
4. Tony Dumas	1992-93	643	23.8
5. Michael Watson	2001-02	635	21.9
6. LaVell Boyd	2016-17	623	17.8
7. Tony Dumas	1991-92	601	21.5
8. Martez Harrison	2014-15	577	17.5
9. Michael Jackson	1999-00	573	19.8
10. Ronnie Schmitz	1990-91	560	19.3

##### Scoring Average (min. 20 games)


Player	Year	Avg	Points
1. Tony Dumas	1993-94	26.0	753
2. Michael Watson	2002-03	25.5	740
3. Tony Dumas	1992-93	23.8	643
4. Michael Watson	2003-04	23.4	680
5. Michael Watson	2001-02	21.9	635
6. Tony Dumas	1991-92	21.5	601
7. Quinton Day	2005-06	20.3	548
8. Michael Jackson	1999-00	19.8	573
9. Ronnie Schmitz	1990-91	19.3	560
10. David Robinson	1991-92	18.9	528

##### Rebounds

Player	Year	Rebounds	Avg
1. Spencer Johnson	2010-11	283	9.4
2. Carlton Aaron	2004-05	271	9.7
3. Anthony Davis	1990-91	266	9.2
4. Darecko Rawlins	1995-96	240	8.9
5. Darecko Rawlins	1994-95	236	9.1
6. Carlton Aaron	2002-03	222	7.7
7. Fred Chatmon	2012-13	212	7.3
8. Mike English	2003-04	211	7.3
9. Ron Davis	1988-89	210	7.8
10. Spencer Johnson	2008-09	205	6.6

##### Assists

Player	Year	Assists	Avg
1. LaVell Boyd	2016-17	136	3.9
2. Quinton Day	2006-07	131	4.1
3. Quinton Day	2005-06	130	4.8
4. Martez Harrison	2014-15	129	3.9
5. Martez Harrison	2015-16	126	4.2
6. Xavier Bishop	2018-19	118	3.8
7. Quinton Day	2004-05	116	4.8
8. Martez Harrison	2013-14	114	3.8
9. Baxter Russell	1988-89	113	4.3
10. Terry Dickerson	1992-93	112	4.1
Brandon Temple	2003-04	112	3.9



David Robinson is the Roo record holder with his 63.4 percent field goal shooting during the 1991-92 season.



Quinton Day posted 2 of the 3 best seasons in UMKC history with his 131 assists in 2006-07 and 130 in 2005-06.

##### Steals

Player	Year	Steals	Avg
1. Quinton Day	2005-06	76	2.8
2. Erin Washington	1994-95	64	2.6
3. Martez Harrison	2014-15	60	1.8
4. Shemarri Allen	2022-23	59	2.0
5. Erin Washington	1995-96	57	2.1
6. Ronnie Schmitz	1992-93	55	2.0
7. Michael Watson	2001-02	54	1.9
Quinton Day	2006-07	54	1.7
9. Thomas Staton	2011-12	52	1.7
10. Martez Harrison	2013-14	50	1.7

##### Blocked Shots

Player	Year	Blocks	Avg
1. Michael Jackson	2000-01	51	1.7
2. Michael Jackson	1999-00	49	1.7
3. David Robinson	1991-92	45	1.6
4. Jeff Ngandu	2022-23	44	1.4
Thaddeus Smith	2014-15	44	1.5
6. David Robinson	1988-89	39	1.5
7. Michael Jackson	2001-02	38	1.3
Mike English	2004-05	38	1.4
9. Brandon Lipsey	2002-03	37	1.3
10. Darecko Rawlins	1995-96	36	1.3

##### Field Goals Made

Player	Year	Field goals made
1. Michael Watson	2002-03	247
2. Tony Dumas	1992-93	238
3. Tony Dumas	1993-94	229
4. Michael Jackson	1999-00	226
5. Michael Watson	2003-04	225
6. Michael Watson	2001-02	221
7. Tony Dumas	1991-92	200
8. David Robinson	1991-92	199
9. LaVell Boyd	2016-17	189
Ronnie Schmitz	1990-91	189



# KANSAS CITY MEN'S BASKETBALL

## RECORD BOOK

### Player Single-Season Highs

#### Field Goals Attempted

Player	Year	Field goal attempts
1. Michael Watson	2002-03	656
2. Michael Watson	2001-02	626
3. Michael Watson	2003-04	558
4. Tony Dumas	1993-94	544
5. Tony Dumas	1992-93	487
6. RayQuawndis Mitchell	2022-23	467
7. Ronnie Schmitz	1990-91	462
8. LaVell Boyd	2016-17	461
9. Quinton Day	2005-06	460
10. Quinton Day	2006-07	456

#### Field Goal Percentage (min. 115 att.)

Player	Year	FG-FGA	Pct
1. David Robinson	1991-92	199-304	.634
2. Michael Jackson	1999-00	226-384	.589
3. Carlton Aaron	2004-05	166-284	.585
4. Darrell Colbert	1989-90	134-231	.580
5. David Robinson	1989-90	133-231	.576
6. Rick Muller	1992-93	66-115	.574
7. Josiah Allick	2020-21	133-232	.573
Anthony Davis	1990-91	126-220	.573
9. Jimmy Keller	1997-98	121-213	.568
10. Dennis Jacobs	1993-94	113-201	.562

#### 3-Point Field Goals Made

Player	Year	3FG
1. Michael Watson	2002-03	118
2. Ronnie Schmitz	1990-91	116
3. Ronnie Schmitz	1992-93	98
4. Reggie Chamberlain	2011-12	97
5. Michael Watson	2003-04	96
6. Michael Watson	2001-02	92
Quinton Day	2006-07	92
8. Ronnie Schmitz	1989-90	90
9. LaVell Boyd	2016-17	87
10. Michael Watson	2000-01	85

#### 3-Point Field Goals Attempted

Player	Year	3FGA
1. Michael Watson	2002-03	337
2. Ronnie Schmitz	1990-91	291
3. Michael Watson	2001-02	276
4. RayQuawndis Mitchell	2022-23	259
5. Michael Watson	2003-04	257
6. Ronnie Schmitz	1992-93	247
7. Quinton Day	2006-07	242
8. Michael Watson	2000-01	228
9. Ronnie Schmitz	1989-90	227
10. LaVell Boyd	2016-17	216

#### 3-Point Field Goal % (min. 70 att.)

Player	Year	3FG-FGA	Pct
1. Tony Dumas	1991-92	39-78	.500
2. Reggie Chamberlain	2011-12	97-206	.471
3. Jay Boster	1989-90	38-81	.469
4. Kyle Steward	2015-16	33-73	.452
5. Dane Brumagin	2007-08	79-195	.451
6. Tim Blackwell	2004-05	50-113	.442
7. Mark Stricker	2002-03	43-99	.434
8. LaVell Boyd	2015-16	81-193	.432
Estan Tyler	2012-13	60-139	.432
10. Brandon McKissic	2020-21	30-70	.429

#### Free Throws Made

Player	Year	Free throws
1. Tony Dumas	1993-94	221
2. Martez Harrison	2014-15	178
3. Martez Harrison	2013-14	164
4. Tony Dumas	1991-92	162
5. Darecko Rawlins	1994-95	159
6. LaVell Boyd	2016-17	158
7. Martez Harrison	2015-16	154
8. RayQuawndis Mitchell	2022-23	152
9. Mike English	2004-05	145
10. Michael Watson	2003-04	134

#### Free Throws Attempted

Player	Year	Free throws attempted
1. Tony Dumas	1993-94	292
2. Martez Harrison	2013-14	257
3. Martez Harrison	2014-15	238
4. Darecko Rawlins	1994-95	215
5. Tony Dumas	1991-92	209
6. Martez Harrison	2015-16	201
7. Jay Cousinard	2009-10	193
Mike English	2004-05	193
9. LaVell Boyd	2016-17	190
10. Mike English	2003-04	189

#### Free Throw % (min. 80 att.)

Player	Year	FT-FTA	Pct
1. Ronnie Schmitz	1991-92	76-86	.884
2. Dane Brumagin	2007-08	98-113	.867
3. Michael Watson	2003-04	134-155	.865
Reggie Chamberlain	2011-12	90-104	.865
5. RayQuawndis Mitchell	2022-23	152-182	.835
6. LaVell Boyd	2016-17	158-190	.832
7. Eddie Smith	1998-99	103-126	.817
8. Brent Stephens	2006-07	74-91	.813
9. Quinton Day	2005-06	103-127	.811
10. Evan Gilyard II	2021-22	106-131	.809
Dane Brumagin	2008-09	89-110	.809



# KANSAS CITY MEN'S BASKETBALL

## RECORD BOOK

### Player Single Season Highs | Career Highs

#### Games Started

Player	Year	Games started
1. LaVell Boyd	2016-17	35
2. Darnell Tillman	2016-17	34
3. Martez Harrison	2014-15	33
4. RayQuawndis Mitchell	2022-23	32
5. Marvin Nesbitt Jr.	2021-22	31
Xavier Bishop	2018-19	31
Aleer Leek	2017-18	31
Broderick Robinson	2017-18	31
Reggie Chamberlain	2011-12	31
Quinton Day	2006-07	31



Martez Harrison (2013-16), who ranks fourth in all-time scoring with 1,652, also collected the most assists with 393 in history



Spencer Johnson (2007-11) was a force on the boards with 710 career rebounds, which is No. 1 on the career chart

### INDIVIDUAL CAREER RECORDS

#### Points

Player	Years	Points	Avg
1. Michael Watson	2000-04	2,488	21.3
2. Tony Dumas	1990-94	2,459	22.0
3. Ronnie Schmitz	1989-93	1,939	17.3
4. Martez Harrison	2013-16	1,652	16.7
5. Michael Jackson	1999-02	1,443	16.4
6. Quinton Day	2004-07	1,404	16.9
7. Dane Brumagin	2005-09	1,374	11.6
8. David Robinson	1987-92	1,211	11.1
9. Brandon McKissic	2017-21	1,178	11.0
10. Darecko Rawlins	1992-96	1,078	11.2
11. Tim Blackwell	2004-08	1,071	9.6
12. LaVell Boyd	2015-17	1,061	16.1
13. Xavier Bishop	2016-18	1,055	10.8
14. Spencer Johnson	2007-11	993	8.2
15. Jordan Giles	2016-19	936	7.9
16. Jay Cousinard	2009-11	930	15.8
17. Marvin Nesbitt Jr.	2017-22	924	7.6
18. Trinity Hall	2010-14	923	8.5
19. Carlton Aaron	2002-05	902	10.5
20. Reggie Chamberlain	2010-12	882	14.5
21. Nick Richmond	1995-99	873	8.0
22. Mike English	2003-05	786	13.8
23. Bakari Lewis	2008-11	772	10.0
24. Eddie Smith	1997-99	737	12.9
25. Will Palmer	1998-02	736	6.6
26. Josiah Allick	2019-22	719	10.4
27. Dee Aybua	2005-07	707	13.6
28. Rick Muller	1991-96	694	6.8
29. Matt Suther	1999-02	678	8.0
30. Terry Dickerson	1990-95	666	6.6
31. Brent Stephens	2005-08	656	8.3
32. Rob Whitfield	2018-19	647	10.4
33. Brandon Temple	2003-05	641	11.4
34. Kent Denmon	1988-92	639	5.8
35. Shemarri Allen	2021-23	637	10.8
36. Isaiah Ross	2016-18	636	9.6
37. Chris Johnson	1994-96	632	11.9
38. Travis Salmon	1991-96	631	6.2
39. Reggie Hamilton	2007-09	627	12.1



# KANSAS CITY MEN'S BASKETBALL

## RECORD BOOK

### Player Career Highs

Rank	Player	Years	Points	Avg
40.	LaTreze Mushatt	2008-10	623	10.2
	Nelson Kirksey	2012-14	623	10.2
42.	Kyle Steward	2015-17	622	9.4
43.	Kirk Korver	2009-14	597	5.3
44.	Erin Washington	1994-96	596	11.5
45.	Fred Chatmon	2009-14	589	5.4
46.	Ron Davis	1987-89	579	10.7
47.	Baxter Russell	1987-89	557	10.5
48.	RayQuawndis Mitchell	2022-23	553	17.3
49.	Vinson Smith	1993-94; 96-97	552	10.8
50.	Thomas Staton	2011-13	551	8.9

### Rebounds

Rank	Player	Years	Rebounds	Avg
1.	Spencer Johnson	2007-11	710	5.9
2.	Darecko Rawlins	1992-96	639	6.7
3.	Carlton Aaron	2002-05	631	7.3
4.	Tony Dumas	1990-94	576	5.1
	Marvin Nesbitt Jr.	2017-22	576	4.8
6.	Will Palmer	1998-02	554	5.0
7.	David Robinson	1987-92	544	5.0
8.	Fred Chatmon	2009-14	528	4.8
9.	Michael Jackson	1999-02	489	5.6
10.	Trinity Hall	2010-14	459	4.3
11.	Rick Müller	1991-96	411	4.0
12.	Michael Watson	2000-04	403	3.4
13.	Ron Davis	1987-89	401	7.4
14.	Dane Brumagin	2005-09	400	3.4
15.	Martez Harrison	2013-16	390	4.2

### Assists

Rank	Player	Years	Assists	Avg
1.	Martez Harrison	2013-16	393	4.0
2.	Quinton Day	2005-07	377	4.5
3.	Kent Denmon	1988-92	362	3.3
4.	Michael Watson	2000-04	357	3.1
5.	Tony Dumas	1990-94	344	3.1
6.	Ronnie Schmitz	1989-93	297	2.7
7.	Terry Dickerson	1990-95	294	2.9
8.	Xavier Bishop	2016-18	292	3.0
9.	Matt Suther	1999-02	275	3.2
10.	Brandon McKissic	2017-21	251	2.3

### Steals

Rank	Player	Years	Steals	Avg
1.	Quinton Day	2004-07	179	2.2
2.	Michael Watson	2000-04	173	1.5
3.	Martez Harrison	2013-16	162	1.6
4.	Ronnie Schmitz	1989-93	148	1.3
5.	Tony Dumas	1990-94	142	1.3
6.	Brandon McKissic	2017-21	129	1.2
7.	Marvin Nesbitt Jr.	2017-22	127	1.1
8.	Michael Jackson	1999-02	124	1.4
9.	Darecko Rawlins	1992-96	121	1.3
	Erin Washington	1994-96	121	2.3
	Kent Denmon	1988-92	121	1.1

### Blocked Shots

Rank	Player	Years	Blocks	Avg
1.	Michael Jackson	1999-02	138	1.6
2.	David Robinson	1987-92	126	1.2
3.	Darecko Rawlins	1992-96	99	1.0
4.	Trinity Hall	2010-14	77	0.7
5.	Brandon Lipsey	2002-05	73	1.1
6.	Fred Chatmon	2009-14	67	0.6
7.	Mike English	2003-05	66	1.2
8.	Thaddeus Smith	2014-16	64	1.1
9.	Marvin Nesbitt Jr.	2017-22	60	0.5
10.	Aleer Leek	2015-18	54	0.5

### Field Goals Made

Rank	Player	Years	Field Goals Made
1.	Michael Watson	2000-04	850
2.	Tony Dumas	1990-94	844
3.	Ronnie Schmitz	1989-93	641
4.	Michael Jackson	1999-02	558
5.	Martez Harrison	2013-16	504
6.	Quinton Day	2004-07	477
7.	David Robinson	1987-92	456
8.	Dane Brumagin	2005-09	453
9.	Brandon McKissic	2017-21	451
10.	Carlton Aaron	2002-05	366

### Field Goals Attempted

Rank	Player	Years	Field Goals Attempted
1.	Michael Watson	2000-04	2274
2.	Tony Dumas	1990-94	1770
3.	Ronnie Schmitz	1989-93	1505
4.	Martez Harrison	2013-16	1222
5.	Quinton Day	2004-07	1189
6.	Dane Brumagin	2005-09	1079
7.	Michael Jackson	1999-02	1055
8.	Brandon McKissic	2017-21	931
9.	Xavier Bishop	2016-18	852
10.	Tim Blackwell	2004-08	834

### Field Goal Percentage (min. 200 att.)

Rank	Player	Years	FG-FGA	Pct
1.	David Robinson	1987-92	427-731	.584
2.	Anthony Davis	1990-92	169-291	.581
3.	Darrell Colbert	1989-91	134-231	.580
4.	Jimmy Keller	1997-99	221-393	.562
5.	Lonnie Alexander	1996-97	144-257	.560
6.	Dennis Jacobs	1992-94	190-346	.549
	Josiah Allick	2019-22	274-499	.549
8.	Carlton Aaron	2002-05	366-673	.544
9.	Michael Jackson	1999-02	558-1055	.529
10.	Fred Chatmon	2009-14	246-470	.523
11.	Napoleon Petteway	1987-89	187-361	.518



# KANSAS CITY MEN'S BASKETBALL

## RECORD BOOK

### Player Career Highs

#### 3-Point Field Goals Made

Player	Years	3FG
1. Michael Watson	2000-04	391
2. Ronnie Schmitz	1989-93	378
3. Dane Brumagin	2005-09	219
4. Quinton Day	2004-07	196
5. Tim Blackwell	2004-08	190
6. Tony Dumas	1990-94	177
7. LaVell Boyd	2015-17	168
8. Rob Whitfield	2018-19	153
Nick Richmond	1995-99	153
10. Reggie Chamberlain	2010-12	152

#### 3-Point Field Goals Attempted


Player	Years	3FGA
1. Michael Watson	2000-04	1098
2. Ronnie Schmitz	1989-93	948
3. Dane Brumagin	2005-09	568
4. Quinton Day	2004-07	531
5. Tony Dumas	1990-94	478
6. Tim Blackwell	2004-08	471
7. Nick Richmond	1995-99	465
8. LaVell Boyd	2015-17	409
9. Martez Harrison	2013-16	402
10. Xavier Bishop	2016-18	375

#### 3-Point Field Goal % (min. 75 att.)

Player	Years	3FG-FGA	Pct
1. Reggie Chamberlain	2010-12	152-343	.443
2. Jay Boster	1987-90	66-154	.429
3. Anderson Kopp	2021-23	63-149	.423
4. Estan Tyler	2011-13	84-201	.418
5. Frank Molak	1987-90	46-111	.414
6. LaVell Boyd	2015-17	168-409	.411
7. Rob Whitfield	2018-19	153-374	.409
8. Tim Blackwell	2004-08	190-471	.403
9. Ronnie Schmitz	1989-93	378-948	.399
10. Kyle Steward	2015-17	80-201	.398

#### Free Throws Made

Player	Years	Free Throws
1. Tony Dumas	1990-94	594
2. Martez Harrison	2013-16	518
3. Michael Watson	2000-04	397
4. Darecko Rawlins	1992-96	325
5. Michael Jackson	1999-02	324
6. David Robinson	1987-92	299
7. Ronnie Schmitz	1989-93	279
8. Jordan Giles	2016-19	260
9. Quinton Day	2004-07	254
10. Jay Cousinard	2009-11	253



Tony Dumas (1990-94) holds the school record for most 20-point, 30-point and 40-point games with a combined 89 contests



Darecko Rawlins (1992-96) recorded the most career double-doubles in school history with 19

#### Free Throws Attempted

Player	Years	Free Throws Attempted
1. Tony Dumas	1990-94	789
2. Martez Harrison	2013-16	722
3. Michael Watson	2000-04	497
4. Darecko Rawlins	1992-96	455
5. Michael Jackson	1999-02	421
6. David Robinson	1987-92	418
7. Mike English	2003-05	386
8. Jay Cousinard	2009-11	374
9. Carlton Aaron	2002-05	353
10. Ronnie Schmitz	1989-93	350

#### Free Throw % (min. 110 att.)

Player	Years	FT-FTA	Pct
1. Reggie Chamberlain	2010-12	154-179	.860
2. Dane Brumagin	2005-09	249-295	.844
3. RayQuawndis Mitchell	2022-23	152-185	.835
4. Matt Suther	1999-02	191-231	.827
5. LaVell Boyd	2015-17	217-263	.825
6. Evan Gilyard II	2021-22	106-131	.809
7. Isaiah Ross	2016-18	88-110	.800
8. Tim Blackwell	2004-08	199-249	.799
Michael Watson	2000-04	397-497	.799
10. Ronnie Schmitz	1989-93	279-350	.797

#### Games Started

Player	Years	Games Started
1. Michael Watson	2000-04	114
2. Ronnie Schmitz	1989-93	110
3. Tony Dumas	1990-94	109
4. Martez Harrison	2013-16	94
5. Spencer Johnson	2007-11	91
Tim Blackwell	2004-08	91
7. Michael Jackson	1999-02	87
8. Brandon McKissic	2017-21	86
9. Matt Suther	1999-02	85
10. Marvin Nesbitt Jr.	2017-22	84
David Robinson	1987-92	84



# KANSAS CITY MEN'S BASKETBALL

## RECORD BOOK

### Games Played

Player	Years	Games Played
1. Marvin Nesbitt Jr.	2017-21	121
Spencer Johnson	2007-11	121
3. Jordan Giles	2016-19	119
4. Aleer Leek	2015-18	118
Dane Brumagin	2005-09	118
6. Michael Watson	2000-04	117
7. Kirk Korver	2009-14	113
8. Tony Dumas	1990-94	112
Ronnie Schmitz	1989-93	112
10. Kent Denmon	1988-92	111
Will Palmer	1998-02	111

### Double-Doubles (points/rebounds)

Player	Years	Games
1. Darecko Rawlins	1992-96	19
2. Carlton Aaron	2002-06	17
3. Spencer Johnson	2007-11	16
4. David Robinson	1987-92	11
5. Ron Davis	1987-89	10
6. Josiah Allick	2019-22	9
Chris Johnson	1994-96	9
8. Fred Chatmon	2009-14	8
Mike English	2003-05	8
Anthony Davis	1990-92	8

### 20+ Point Scoring Games

Player	Years	Games
1. Tony Dumas	1990-94	67
2. Michael Watson	2000-04	66
3. Ronnie Schmitz	1989-93	42
4. Martez Harrison	2013-16	33
5. Quinton Day	2004-07	29
6. Dane Brumagin	2005-09	23
7. Michael Jackson	1999-02	22
8. David Robinson	1987-92	20
9. LaVell Boyd	2015-17	19
Jay Cousinard	2009-11	19

### 30+ Point Scoring Games

Player	Years	Games
1. Tony Dumas	1990-94	18
2. Michael Watson	2000-04	16
3. Ronnie Schmitz	1989-93	7
4. Evan Gilyard II	2021-22	5
5. Dane Brumagin	2005-09	4
6. Jay Cousinard	2009-11	3
Quinton Day	2004-07	3
David Robinson	1987-92	3
9. Martez Harrison	2013-16	2
Michael Jackson	1999-02	2
Darecko Rawlins	1992-96	2
Napoleon Petteway	1987-89	2

### 40+ Point Scoring Games

Player	Years	Games
1. Tony Dumas	1990-94	4
2. Michael Watson	2000-04	2
3. Dane Brumagin	2005-09	1
Ronnie Schmitz	1989-93	1

### 50+ Point Scoring Games

Player	Years	Games
1. Michael Watson	2000-04	1
Ronnie Schmitz	1989-93	1

### Double-Figure Scoring Games

Player	Years	Games
1. Michael Watson	2000-04	109
2. Tony Dumas	1990-94	104
3. Ronnie Schmitz	1989-93	100
4. Martez Harrison	2013-16	88
5. Michael Jackson	1999-02	80
6. Quinton Day	2004-07	72
7. David Robinson	1987-92	63
8. Dane Brumagin	2005-09	58
9. Brandon McKissic	2017-21	55
10. Xavier Bishop	2016-18	50

### Double-Figure Rebounding Games

Player	Years	Games
1. Carlton Aaron	2002-05	24
2. Spencer Johnson	2007-11	22
Darecko Rawlins	1992-96	22
4. Fred Chatmon	2009-14	13
5. David Robinson	1987-92	12
Ron Davis	1987-89	12
7. Chris Johnson	1994-96	10
8. Josiah Allick	2019-22	9
9. Marvin Nesbitt Jr.	2017-22	8
Will Palmer	1998-02	8
Lonnie Alexander	1996-97	8

All records are from the NCAA era (1986-present)



# KANSAS CITY MEN'S BASKETBALL

## RECORD BOOK

### Opponent Bests

#### OPPONENT INDIVIDUAL BESTS vs. Kansas City

• Points Scored

Half: 30 by Kevin Bradshaw, U.S. International (1st half), 2/18/91  
30 by Max Abmas, Oral Roberts (2nd half), 1/7/23  
Game: 44 by Kevin Bradshaw, U.S. International, 2/18/91

• Field Goals Made

Half: 11 by Kevin Bradshaw, U.S. International, (1st half), 2/18/91  
Game: 16 by Kevin Bradshaw, U.S. International, 2/18/91  
16 by Michael Finke vs. Grand Canyon, 2/14/19

• Field Goals Attempted

Half: 21 by Kevin Bradshaw, U.S. International, (1st half), 2/18/91  
Game: 39 by Kevin Bradshaw, U.S. International, 2/18/91

• 3-Point Field Goals

FGM: 9 by William Keys, Northeastern Illinois, 1/20/97  
9 by Markius Barnes, Oral Roberts, 2/2/02  
FGA: 23 by Victor Fraley, Tennessee State, 1/8/90

• Free Throws

FTM: 19, Royce Parran, Chicago State, 3/5/06  
FTA: 23, Royce Parran, Chicago State, 3/5/06

• Rebounds

Half: 13 by Chris Ensminger, Valparaiso, 1/27/96  
Game: 23 by Jemerrio Jones, New Mexico State, 2/24/18

• Assists

16 by Chuck Evans, Mississippi State, 2/23/93  
16 by Nelson Haggerty, Baylor, 2/1/95  
16 by Luke Cooper, Alaska-Anchorage, 11/24/06

• Steals

9 by Andrell Hoard, Northeastern Illinois, 2/10/97

• Blocked Shots

10 by Shamarkus Kennedy, 12/10/19

#### OPPONENT TEAM BESTS vs. Kansas City

• Points Scored

Half: 64 by U.S. International (2nd half), 3/4/91  
64 by Denver (2nd half), 2/10/99  
Game: 119 by U.S. International, 3/4/91

• Field Goals

FGM: 45 by Oklahoma State, 12/19/88  
45 by U.S. International, 3/4/91  
45 by Kansas, 12/12/92  
FGA: 92 by U.S. International, 3/4/91

• 3-Point Field Goals

FGM: 18 by North Dakota, 1/19/23  
FGA: 46 by Greenville, 11/27/20

• Free Throws

FTM: 37 at Oakland, 2/28/09  
FGA: 48 by Nebraska, 1/9/91  
48 by Omaha, 11/17/15

• Rebounds

Half: 34 by Kansas (1st half), 1/4/03  
Game: 60 by Chicago State, 3/7/90

• Assists

34 by Texas A&M, 11/24/97

• Steals

21 by Troy State, 2/27/96

• Blocked Shots

13 by Nebraska, 12/11/96

• Turnovers

33 by Norfolk State, 11/29/03  
33 by William Jewell, 11/29/14



# KANSAS CITY MEN'S BASKETBALL

## RECORD BOOK

### Year-by-Year Player Leaders

#### POINTS

Year	Player	G	Pts.	Avg.
1987-88	Mark Oliver	27	376	13.6
1988-89	Napoleon Petteway	27	344	12.7
1989-90	Ronnie Schmitz	28	471	16.8
1990-91	Ronnie Schmitz	29	560	19.3
1991-92	Tony Dumas	28	601	21.5
1992-93	Tony Dumas	27	643	23.8
1993-94	Tony Dumas	29	753	26.0
1994-95	Darecko Rawlins	26	471	18.1
1995-96	Darecko Rawlins	27	418	15.5
1996-97	Vinson Smith	22	343	15.6
1997-98	Jimmy Keller	26	290	11.2
1998-99	Eddie Smith	30	483	16.1
1999-00	Michael Jackson	29	573	19.8
2000-01	Michael Jackson	30	461	15.4
2001-02	Michael Watson	29	635	21.9
2002-03	Michael Watson	29	740	25.5
2003-04	Michael Watson	29	680	23.4
2004-05	Mike English	27	426	15.8
2005-06	Quinton Day	27	548	20.3
2006-07	Quinton Day	32	542	16.9
2007-08	Dane Brumagin	30	513	17.1
2008-09	Dane Brumagin	28	427	15.3
2009-10	Jay Cousinard	30	429	14.0
2010-11	Jay Cousinard	29	510	17.6
2011-12	Reggie Chamberlain	31	535	17.3
2013-13	Estan Tyler	31	352	11.4
2013-14	Martez Harrison	30	515	17.2
2014-15	Martez Harrison	33	577	17.5
2015-16	Martez Harrison	30	461	15.4
2016-17	LaVell Boyd	35	623	17.8
2017-18	Xavier Bishop	32	370	11.6
2018-19	Xavier Bishop	21	477	15.4
2019-20	Jordan Giles	30	316	10.5
2020-21	Brandon McKissic	18	310	17.2
2021-22	Evan Gilyard II	31	519	16.7
2022-23	RayQuawndis Mitchell	32	553	17.3

#### REBOUNDS

Year	Player	G	Reb.	Avg.
1987-88	Ron Davis	27	191	7.1
1988-89	Ron Davis	27	210	7.8
1989-90	David Robinson	26	167	6.4
1990-91	Anthony Davis	29	266	9.2
1991-92	David Robinson	28	190	6.8
1992-93	Tony Dumas	27	148	5.5
1993-94	Tony Dumas	29	166	5.7
1994-95	Darecko Rawlins	26	236	9.1
1995-96	Darecko Rawlins	27	240	8.9
1996-97	Lonnie Alexander	22	188	8.5
1997-98	Jimmy Keller	26	148	5.7
1998-99	Jimmy Keller	30	169	5.6
1999-00	Michael Jackson	29	164	5.7
2000-01	Matt Suther	30	157	5.2
2001-02	Michael Jackson	29	189	6.5
2002-03	Carlton Aaron	29	222	7.7
2003-04	Mike English	29	211	7.3
2004-05	Carlton Aaron	28	271	9.7
2005-06	Dee Ayuba	28	187	6.7
2006-07	Alex Pledger	29	136	4.7
2007-08	Dane Brumagin	30	143	4.8
	Kenny Simms	22	106	4.8
2008-09	Spencer Johnson	31	205	6.6
2009-10	Spencer Johnson	30	175	5.8
2010-11	Spencer Johnson	30	283	9.4
2011-12	Trinity Hall	31	111	4.3
2012-13	Fred Chatmon	29	212	7.3
2013-14	Fred Chatmon	29	199	6.9
2014-15	Reese Holliday	32	159	5.0
2015-16	Shayok Shayok	26	135	5.2
2016-17	Darnell Tillman	35	200	5.7
2017-18	Broderick Robinson	31	161	5.2
2018-19	Marvin Nesbitt Jr.	32	137	4.3
2019-20	Javan White	27	187	6.9
2020-21	Josiah Allick	22	132	6.0
2021-22	Marvin Nesbitt Jr.	31	202	6.5
2022-23	Jeff Ngandu	32	189	5.9

#### FIELD GOAL PERCENTAGE (MIN. 100 ATT.)

Year	Player	FG	FGA	Pct.
1987-88	Mark Oliver	154	313	.492
1988-89	Napoleon Petteway	137	263	.521
1989-90	Darrell Colbert	134	231	.580
1990-91	Anthony Davis	126	220	.573
1991-92	David Robinson	199	314	.634
1992-93	Rick Muller	66	115	.574
1993-94	Dennis Jacobs	113	201	.562
1994-95	Chris Johnson	133	237	.561
1995-96	Travis Salmon	103	224	.460
	Rick Muller	74	161	.460
1996-97	Lonnie Alexander	144	257	.560
1997-98	Jimmy Keller	121	213	.568
1998-99	Jimmy Keller	100	180	.556
1999-00	Michael Jackson	226	384	.589
2000-01	Michael Jackson	180	353	.510
2001-02	Michael Jackson	152	318	.478
2002-03	Carlton Aaron	115	225	.511
2003-04	Carlton Aaron	85	164	.518
2004-05	Carlton Aaron	166	284	.585
2005-06	Dee Ayuba	147	290	.507
2006-07	Alex Pledger	58	102	.569
2007-08	Dane Brumagin	168	364	.462
	Jeremiah Hartsock	55	119	.462
2008-09	Spencer Johnson	125	260	.481
2009-10	Trey McKinney-Jones	110	231	.476
2010-11	Jay Cousinard	171	350	.489
2011-12	Nate Rogers	66	145	.455
2012-13	Nelson Kirksey	89	166	.536
2013-14	Fred Chatmon	98	193	.508
2014-15	Broderick Newbill	49	106	.462
2015-16	Shayok Shayok	82	150	.547
2016-17	Broderick Newbill	112	220	.509
2017-18	Brandon McKissic	86	187	.460
2018-19	Jordan Giles	91	189	.481
2019-20	Brandon McKissic	121	234	.517
2020-21	Josiah Allick	133	232	.573
2021-22	Josiah Allick	82	149	.550
2022-23	Jeff Ngandu	74	137	.540



# KANSAS CITY MEN'S BASKETBALL

## RECORD BOOK

### Year-by-Year Player Leaders

#### FREE THROW PERCENTAGE (MIN. 50 ATT.)

Year	Player	FT	FTA	Pct.
1987-88	Devon Francis	49	75	.653
1988-89	David Robinson	59	79	.734
1989-90	Ronnie Schmitz	71	95	.747
1990-91	Ronnie Schmitz	66	83	.795
1991-92	Ronnie Schmitz	76	86	.884
1992-93	Ronnie Schmitz	66	86	.767
1993-94	Dennis Jacobs	52	67	.776
1994-95	Erin Washington	90	116	.776
1995-96	Rick Muller	86	118	.729
1996-97	Vincent Smith	56	87	.644
1997-98	Eddie Smith	41	59	.695
1998-99	Eddie Smith	103	126	.817
1999-00	Will Palmer	53	67	.791
2000-01	Matt Suther	67	79	.848
2001-02	Matt Suther	45	51	.882
2002-03	Michael Watson	128	170	.753
2003-04	Michael Watson	134	155	.865
2004-05	Brandon Temple	42	52	.808
2005-06	Tim Blackwell	55	65	.846
2006-07	Dane Brumagin	43	50	.860
2007-08	Dane Brumagin	98	113	.867
2008-09	Dane Brumagin	89	110	.809
2009-10	Bakari Lewis	54	71	.761
2010-11	Reggie Chamberlain	64	75	.853
2011-12	Reggie Chamberlain	90	104	.865
2012-13	Estan Tyler	48	57	.842
2013-14	Nelson Kirksey	99	136	.728
2014-15	Deshon Taylor	49	61	.803
2015-16	LaVell Boyd	59	73	.808
2016-17	LaVell Boyd	158	190	.832
2017-18	Isaiah Ross	53	68	.779
2018-19	Xavier Bishop	94	118	.797
2019-20	Jahshire Hardnett	41	50	.820
2020-21	Franck Kamgain	47	62	.758
2021-22	Evan Gilyard II	106	131	.809
2022-23	RayQuawndis Mitchell	152	182	.835

#### THREE-POINT FIELD GOALS

Year	Player	G	3FG	Avg.
1987-88	Frank Molak	27	37	1.4
1988-89	Baxter Russell	26	34	1.3
1989-90	Ronnie Schmitz	26	90	3.5
1990-91	Ronnie Schmitz	29	116	4.0
1991-92	Ronnie Schmitz	28	74	2.6
1992-93	Ronnie Schmitz	27	98	3.6
1993-94	Tony Dumas	29	74	2.6
1994-95	Curtis Barnes	26	48	1.8
1995-96	Erin Washington	27	38	1.4
1996-97	Nick Richmond	26	53	2.0
1997-98	Nick Richmond	27	44	1.6
1998-99	Nick Richmond	29	41	1.4
1999-00	Marc Stricker	29	47	1.6
2000-01	Michael Watson	30	85	2.8
2001-02	Michael Watson	29	92	5.2
2002-03	Michael Watson	29	118	4.1
2003-04	Michael Watson	29	96	3.3
2004-05	Brandon Temple	27	80	3.0
2005-06	Quinton Day	27	73	2.7
2006-07	Quinton Day	32	92	2.9
2007-08	Dane Brumagin	30	79	2.6
2008-09	Dane Brumagin	28	52	1.9
2009-10	Bakari Lewis	29	31	1.1
2010-11	Spencer Johnson	30	55	1.8
	Reggie Chamberlain	30	55	1.8
2011-12	Reggie Chamberlain	31	97	3.1
2012-13	Estan Tyler	31	60	1.9
2013-14	Frank Williams, Jr.	28	46	1.6
2014-15	Frank Williams, Jr.	33	49	1.5
2015-16	LaVell Boyd	31	81	2.6
2016-17	LaVell Boyd	35	87	2.5
2017-18	Isaiah Ross	32	70	2.2
2018-19	Rob Whitfield	32	84	2.6
2019-20	Rob Whitfield	30	69	2.3
2020-21	Brandon McKissic	18	30	1.7
2021-22	Evan Gilyard II	31	71	2.3
2022-23	RayQuawndis Mitchell	32	79	2.5

#### THREE-POINT FIELD GOAL% (MIN. 40 ATT.)

Year	Player	3FG	3FGA	Pct.
1987-88	Frank Molak	37	87	.425
1988-89	Kent Denmon	18	48	.375
1989-90	Jay Boster	38	81	.469
1990-91	Kent Denmon	47	113	.416
1991-92	Tony Dumas	39	78	.500
1992-93	Ronnie Schmitz	98	247	.397
1993-94	Tony Dumas	74	205	.361
1994-95	Curtis Barnes	48	125	.384
1995-96	Erin Washington	38	117	.325
1996-97	Anthony Perry	30	76	.395
1997-98	Anthony Perry	35	92	.380
1998-99	Brad Mann	24	55	.436
1999-00	Marc Stricker	47	123	.382
2000-01	Michael Watson	85	228	.373
2001-02	Matt Suther	27	66	.409
2002-03	Marc Stricker	43	99	.434
2003-04	Brandon Temple	54	137	.394
2004-05	Tim Blackwell	50	113	.442
2005-06	Tim Blackwell	48	124	.387
2006-07	Brian Gettinger	28	67	.418
2007-08	Dane Brumagin	79	175	.451
2008-09	Bakari Lewis	22	58	.379
2009-10	Kirk Korver	27	70	.386
2010-11	Reggie Chamberlain	55	137	.401
2011-12	Reggie Chamberlain	97	206	.471
2012-13	Estan Tyler	60	139	.432
2013-14	Martez Harrison	33	92	.359
2014-15	Collin Jennings	20	49	.408
2015-16	Kyle Steward	33	73	.452
2016-17	Broderick Robinson	38	93	.409
2017-18	Brandon McKissic	25	60	.417
2018-19	Rob Whitfield	84	201	.418
2019-20	Marvin Nesbitt Jr.	20	44	.455
2020-21	Brandon McKissic	30	70	.429
2021-22	Anderson Kopp	52	124	.419
2022-23	Shemarri Allen	24	70	.343



# KANSAS CITY MEN'S BASKETBALL

## RECORD BOOK

### ASSISTS

Year	Player	G	Ast.	Avg.
1987-88	Baxter Russell	27	108	4.0
1988-89	Baxter Russell	26	113	4.3
1989-90	Kent Denmon	28	95	3.4
1990-91	Kent Denmon	29	107	3.7
1991-92	Kent Denmon	28	88	3.1
1992-93	Terry Dickerson	27	112	4.1
1993-94	Tony Dumas	29	87	3.0
	Vinson Smith	29	87	3.0
1994-95	Erin Washington	26	85	3.4
1995-96	Erin Washington	27	104	3.9
1996-97	Nick Richmond	26	79	3.0
1997-98	Eddie Smith	27	56	2.1
1998-99	Eddie Smith	30	88	2.9
1999-00	Matt Suther	29	102	3.5
2000-01	Javin Tindall	30	100	3.3
2001-02	Matt Suther	29	93	3.2
2002-03	Michael Watson	29	109	3.8
2003-04	Brandon Temple	29	112	3.9
2004-05	Quinton Day	24	116	4.8
2005-06	Quinton Day	27	130	4.8
2006-07	Quinton Day	32	131	4.1
2007-08	Reggie Hamilton	31	101	3.3
2008-09	Reggie Hamilton	21	75	3.6
2009-10	Bakari Lewis	29	77	2.7
2010-11	Bakari Lewis	28	81	2.9
2011-12	Estan Tyler	28	84	3.0
2012-13	Estan Tyler	31	93	3.0
2013-14	Martez Harrison	30	114	3.8
2014-15	Martez Harrison	33	129	3.9
2015-16	Martez Harrison	30	126	4.2
2016-17	LaVell Boyd	35	136	3.9
2017-18	Xavier Bishop	32	105	3.3
2018-19	Xavier Bishop	31	118	3.8
2019-20	Brandon McKissic	28	83	3.0
2020-21	Brandon McKissic	18	59	3.3
2021-22	Evan Gilyard II	31	102	3.3
2022-23	Shemarri Allen	29	77	2.7

### STEALS

Year	Player	G	S	Avg.
1987-88	Baxter Russell	27	44	1.6
1988-89	Baxter Russell	26	42	1.6
1989-90	David Robinson	26	30	1.2
1990-91	Kent Denmon	29	32	1.1
	Ronnie Schmitz	29	32	1.1
1991-92	David Robinson	28	32	1.1
1992-93	Ronnie Schmitz	27	55	2.0
1993-94	Tony Dumas	29	49	1.7
1994-95	Erin Washington	26	64	2.6
1995-96	Erin Washington	27	57	2.1
1996-97	Vinson Smith	22	46	2.1
1997-98	Jack Savage	27	35	1.3
1998-99	Robby Graves	29	40	1.4
1999-00	Michael Jackson	29	43	1.5
2000-01	Javin Tindall	30	42	1.4
2001-02	Michael Watson	29	54	1.9
2002-03	Michael Watson	29	41	1.4
2003-04	Mike English	29	46	1.6
2004-05	Quinton Day	24	49	2.0
2005-06	Quinton Day	27	76	2.8
2006-07	Quinton Day	32	54	1.7
2007-08	Dane Brumagin	30	38	1.3
2008-09	Dane Brumagin	28	38	1.4
2009-10	LaTreze Mushatt	30	36	1.2
2010-11	Jay Cousinard	29	37	1.3
2011-12	Thomas Staton	31	52	1.7
2012-13	Thomas Staton	32	35	1.1
2013-14	Martez Harrison	30	50	1.7
2014-15	Martez Harrison	33	60	1.8
2015-16	Martez Harrison	30	38	1.3
2016-17	Broderick Robinson	35	38	1.1
2017-18	Broderick Robinson	31	44	1.4
2018-19	Rob Whitfield	32	47	1.5
2019-20	Rob Whitfield	30	41	1.4
2020-21	Brandon McKissic	18	27	1.5
2021-22	Marvin Nesbitt Jr.	31	44	1.4
2022-23	Shemarri Allen	29	59	2.0

### BLOCKED SHOTS

Year	Player	G	B	Avg.
1987-88	Mark Oliver	27	16	0.6
1988-89	David Robinson	26	39	1.5
1989-90	David Robinson	26	27	1.1
1990-91	John Davis	27	31	1.1
1991-92	David Robinson	28	45	1.6
1992-93	Eric Lytle	27	28	1.0
1993-94	Darecko Rawlins	29	26	0.9
1994-95	Darecko Rawlins	26	34	1.3
1995-96	Darecko Rawlins	27	36	1.3
1996-97	Charles Parks	25	35	1.4
1997-98	Sherod Dent	26	8	0.3
	Seth Breitkreutz	23	8	0.3
1998-99	Robby Graves	29	9	0.3
1999-00	Michael Jackson	29	49	1.7
2000-01	Michael Jackson	30	51	1.7
2001-02	Michael Jackson	29	38	1.3
2002-03	Brandon Lipsey	29	37	1.3
2003-04	Mike English	29	31	1.1
2004-05	Mike English	27	35	1.3
2005-06	Kyle Spears	27	24	0.9
2006-07	Alex Pledger	32	31	0.9
2007-08	Kenny Simms	22	30	1.4
2008-09	James Humphrey	28	17	0.6
2009-10	Jay Cousinard	30	13	0.4
2010-11	Trinity Hall	28	25	0.9
2011-12	Trinity Hall	26	21	0.8
2012-13	Fred Chatmon	29	28	1.0
2013-14	Fred Chatmon	29	24	0.8
2014-15	Thaddeus Smith	30	44	1.5
2015-16	Thaddeus Smith	28	20	0.7
2016-17	Darnell Tillman	35	20	0.6
2017-18	Aleer Leek	32	31	1.0
2018-19	Jamel Allen	32	25	0.8
2019-20	Javan White	27	30	1.1
2020-21	Marvin Nesbitt Jr.	13	10	0.8
2021-22	Marvin Nesbitt Jr.	31	27	0.9
2022-23	Jeff Ngandu	32	44	1.4



# KANSAS CITY MEN'S BASKETBALL

## RECORD BOOK

### Player Single-Season Records (FRESHMEN)

#### SCORING

Player	Year	G	FG	PTS	AVG.
1. Martez Harrison	2013-14	30	159	515	17.2
2. Ronnie Schmitz	1989-90	28	155	471	16.8
3. Tony Dumas	1990-91	29	177	462	16.5
4. Michael Watson	2000-01	30	157	433	14.4
5. Reggie Hamilton	2007-08	31	116	362	11.7
6. LaTreze Mushatt	2008-09	31	110	283	9.1
7. Javin Tindall	2000-01	30	86	274	9.1
8. Isaiah Ross	2016-17	34	87	273	8.0
9. Deshon Taylor	2014-15	33	80	250	7.6
10. Robby Graves	1998-99	29	77	246	8.5

#### SCORING AVERAGE

Player	Year	G	FG	AVG.
1. Martez Harrison	2013-14	30	159	17.2
2. Ronnie Schmitz	1989-90	28	155	16.8
3. Tony Dumas	1990-91	29	177	16.5
4. Michael Watson	2000-01	30	157	14.4
5. Reggie Hamilton	2007-08	31	116	11.7
6. Tim Blackwell	2004-05	24	75	10.1
7. Javin Tindall	2000-01	30	86	9.1
LaTreze Mushatt	2008-09	31	110	9.1
9. Robby Graves	1998-99	29	77	8.5
10. Terry Dickerson	1990-91	29	80	8.3

#### REBOUNDING

Player	Year	G	REB	AVG.
1. Jeff Ngandu	2022-23	32	189	5.9
2. LaTreze Mushatt	2008-09	31	169	5.5
3. Brandon Lipsey	2002-03	29	155	5.3
4. Darius Austin	2014-15	33	139	4.2
5. Tony Dumas	1990-91	19	134	4.8
6. Robby Graves	1998-99	29	130	4.5
Will Palmer	1998-99	28	126	4.5
8. Josiah Allick	2019-20	30	118	3.9
9. Promise Idiaru	2022-23	32	117	3.7
Jack Savage	1997-98	27	117	4.3

#### ASSISTS

Player	Year	G	A
1. Martez Harrison	2013-14	30	114
2. Reggie Hamilton	2007-08	31	101
3. Javin Tindall	2000-01	30	100
4. Tony Dumas	1990-91	29	87
Vinson Smith	1993-94	29	87
6. Estan Tyler	2011-12	28	84
7. Dominique Johnson	2006-07	32	83
8. Terry Dickerson	1990-91	29	73
9. Kent Denmon	1988-89	26	72
Xavier Bishop	2016-17	35	72

#### STEALS

Player	Year	G	S
1. Martez Harrison	2013-14	30	50
2. Javin Tindall	2000-01	30	42
3. Ronny Graves	1998-99	29	40
4. Michael Watson	2000-01	30	36
Reggie Hamilton	2007-08	31	36
6. Jack Savage	1997-98	27	35
LaTreze Mushatt	2008-09	31	35
8. Noah Knight	2014-15	25	34
9. Dominique Johnson	2006-07	32	32
10. Ronnie Schmitz	1989-90	28	31

#### BLOCKED SHOTS

Player	Year	G	B
1. Jeff Ngandu	2022-23	32	44
2. Brandon Lipsey	2002-03	29	37
3. Trinity Hall	2010-11	28	25
4. James Humphrey	2007-08	30	23
Darius Austin	2014-15	33	23
6. Josiah Allick	2019-20	30	18
7. Marco Smith	2017-18	31	13
8. Promise Idiaru	2022-23	32	11
Brian Gettinger	2005-06	23	11
10. Jack Chapman	2021-22	29	10

#### FIELD GOALS MADE

Player	Year	G	FG
1. Tony Dumas	1990-91	29	177
2. Martez Harrison	2013-14	30	159
3. Michael Watson	2000-01	30	157
4. Ronnie Schmitz	1989-90	28	155
5. Reggie Hamilton	2007-08	31	116
6. LaTreze Mushatt	2008-09	31	110
7. Isaiah Ross	2016-17	34	87
8. Javin Tindall	2000-01	30	86
Brandon McKissic	2017-18	31	86
10. Terry Dickerson	1990-91	29	80
Dominique Johnson	2006-07	32	80
Deshon Taylor	2014-15	33	80

#### FIELD GOALS ATTEMPTED

Player	Year	G	FGA
1. Michael Watson	2000-01	30	434
2. Martez Harrison	2013-14	30	362
3. Ronnie Schmitz	1989-90	28	360
4. Tony Dumas	1990-91	29	355
5. LaTreze Mushatt	2008-09	31	291
6. Reggie Hamilton	2007-08	31	273
7. Javin Tindall	2000-01	30	226
8. Isaiah Ross	2016-17	34	221
9. Vinson Smith	1993-94	29	209
Dominique Johnson	2006-07	32	209



# KANSAS CITY MEN'S BASKETBALL

## RECORD BOOK

### Player Single-Season Records (FRESHMEN)

#### FIELD GOAL PERCENTAGE (min. 100 attempts)

Player	Year	G	FG	FGA	PCT.
1. Jack Savage	1997-98	27	65	120	.542
2. Jeff Ngandu	2022-23	32	74	137	.540
3. Josiah Allick	2019-20	30	59	118	.500
4. Tony Dumas	1990-91	29	177	355	.499
5. Will Palmer	1998-99	28	66	134	.493
6. Joseph Seabrooks	1990-91	28	48	103	.466
7. Brandon McKissic	2017-18	31	86	187	.460
8. Terry Dickerson	1990-91	29	80	176	.455
9. Brandon Lipsey	2002-03	29	65	146	.445
10. Martez Harrison	2013-14	30	159	362	.439
Tim Blackwell	2004-05	24	75	171	.439

#### THREE-POINT FIELD GOALS MADE

Player	Year	G	3FG
1. Ronnie Schmitz	1989-90	28	90
2. Michael Watson	2000-01	30	85
3. Javin Tindall	2000-01	30	68
4. Isaiah Ross	2016-17	34	64
5. Tim Blackwell	2004-05	24	50
6. Reggie Hamilton	2007-08	31	43
7. Deshon Taylor	2014-15	33	41
8. Dominique Johnson	2006-07	32	35
9. Martez Harrison	2013-14	30	33
10. Anthony Love	1996-97	27	31

#### THREE-POINT FIELD GOALS ATTEMPTED

Player	Year	G	3FGA
1. Michael Watson	2000-01	30	228
2. Ronnie Schmitz	1989-90	28	227
3. Javin Tindall	2000-01	30	184
4. Isaiah Ross	2016-17	34	170
5. Tim Blackwell	2004-05	24	113
6. Reggie Hamilton	2007-08	31	111
7. Anthony Love	1996-97	27	105
8. Deshon Taylor	2014-15	33	104
9. Dominique Johnson	2006-07	32	99
10. Martez Harrison	2013-14	30	92

#### THREE-POINT FIELD GOAL PERCENTAGE (min. 50 attempts)

Player	Year	G	3FG	3FGA	PCT.
1. Tim Blackwell	2004-05	24	50	113	.442
2. Brandon McKissic	2017-18	31	25	60	.417
3. Ronnie Schmitz	1989-90	28	90	227	.396
4. Deshon Taylor	2014-15	33	41	104	.394
5. Reggie Hamilton	2007-08	31	43	111	.387
Estan Tyler	2011-12	28	24	62	.387
7. Kirk Korver	2009-10	30	27	70	.386
8. Isaiah Ross	2016-17	34	64	170	.376
9. Michael Watson	2000-01	30	85	228	.373
10. Javin Tindall	2000-01	30	68	184	.370

#### FREE THROWS MADE

Player	Year	G	FT
1. Martez Harrison	2013-14	30	164
2. Tony Dumas	1990-91	29	89
3. Reggie Hamilton	2007-08	31	87
4. Robby Graves	1998-99	29	74
5. Ronnie Schmitz	1989-90	28	71
6. Terry Dickerson	1990-91	29	69
7. Trinity Hall	2010-11	28	60
8. Xavier Bishop	2016-17	35	57
9. Deshon Taylor	2014-15	33	49
10. LaTreze Mushatt	2008-09	31	47
Brandon McKissic	2017-18	31	47

#### FREE THROWS ATTEMPTED

Player	Year	G	FTA
1. Martez Harrison	2013-14	30	257
2. Tony Dumas	1990-91	29	118
3. Reggie Hamilton	2007-08	31	114
4. Robby Graves	1998-99	29	102
5. Ronnie Schmitz	1989-90	28	95
6. Terry Dickerson	1990-91	29	92
7. Trinity Hall	2010-11	28	90
8. Xavier Bishop	2016-17	35	77
LaTreze Mushatt	2008-09	31	77
10. Brandon McKissic	2017-18	31	75

#### FREE THROW PERCENTAGE (min. 40 att.)

Player	Year	G	FT	FTA	PCT.
1. Tim Blackwell	2004-05	24	43	49	.878
2. Isaiah Ross	2016-17	34	35	42	.833
3. James Humphrey	2007-08	30	35	43	.814
4. Dominique Johnson	2006-07	32	39	48	.813
5. Dustin Dibble	2008-09	30	33	41	.805
6. Deshon Taylor	2014-15	33	49	61	.803
7. Michael Watson	2000-01	30	34	44	.773
8. Reggie Hamilton	2007-08	31	87	114	.763
9. Estan Tyler	2011-12	28	31	41	.756
10. Tony Dumas	1990-91	29	89	118	.754

#### GAMES STARTED

Player	Year	G	GS
1. Michael Watson	2000-01	30	29
Javin Tindall	2000-01	30	29
3. Jeff Ngandu	2022-23	32	28
4. Martez Harrison	2013-14	30	27
5. Tony Dumas	1990-91	29	26
Ronnie Schmitz	1989-90	28	26
7. LaTreze Mushatt	2008-09	31	25
8. Tim Blackwell	2004-05	24	24
9. Robby Graves	1998-99	29	22
Brandon Lipsey	2002-03	29	22



# KANSAS CITY MEN'S BASKETBALL

## RECORD BOOK

### Player Single-Season Records (SOPHOMORE)

#### SCORING

Player	Year	G	FG	PTS	AVG.
1. Michael Watson	2001-02	29	221	635	21.9
2. Tony Dumas	1991-92	28	200	601	21.5
3. Martez Harrison	2014-15	33	176	577	17.5
4. Michael Jackson	1999-00	29	226	573	19.8
5. Ronnie Schmitz	1990-91	29	189	560	19.3
6. Xavier Bishop	2017-18	32	122	370	11.6
7. Isaiah Ross	2017-18	32	120	363	11.3
8. Estan Tyler	2012-13	31	122	352	11.4
9. LaTreze Mushatt	2009-10	30	135	340	11.3
10. Spencer Johnson	2008-09	31	125	333	10.7

#### SCORING AVERAGE

Player	Year	G	FG	AVG.
1. Michael Watson	2001-02	29	221	21.9
2. Tony Dumas	1991-92	28	200	21.5
3. Michael Jackson	1999-00	29	226	19.8
4. Ronnie Schmitz	1990-91	29	189	19.3
5. Martez Harrison	2014-15	33	176	17.5
6. Josiah Allick	2020-21	22	133	15.0
7. Quinton Day	2004-05	24	109	13.1
8. Reggie Haminton	2008-09	21	83	12.6
9. Nick Richmond	1996-97	26	108	11.8
10. Xavier Bishop	2017-18	32	122	11.6

#### REBOUNDING

Player	Year	G	REB	AVG.
1. Carlton Aaron	2002-03	29	222	7.7
2. Spencer Johnson	2008-09	31	205	6.6
3. Josiah Allick	2020-21	22	132	6.0
4. LaTreze Mushatt	2009-10	30	168	5.6
5. Allen D. Mukeba	2022-23	22	166	7.5
6. Michael Jackson	1999-00	29	164	5.7
7. Brandon Lipsey	2003-04	29	161	5.6
8. Will Palmer	1999-00	29	153	5.3
9. Darecko Rawlins	1993-94	29	145	5.0
10. David Robinson	1988-89	26	139	5.3

#### ASSISTS

Player	Year	G	A
1. Martez Harrison	2014-15	33	129
2. Quinton Day	2004-05	24	116
3. Xavier Bishop	2017-18	32	105
4. Matt Suther	1999-00	29	102
5. Marc Stricker	1999-00	29	97
6. Kent Denmon	1989-90	28	95
7. Estan Tyler	2012-13	31	93
8. Michael Watson	2001-02	29	82
9. Nick Richmond	1996-97	26	79
10. Reggie Hamilton	2008-09	21	75

#### STEALS

Player	Year	G	S
1. Martez Harrison	2014-15	33	60
2. Michael Watson	2001-02	29	54
3. Quinton Day	2004-05	24	49
4. Michael Jackson	1999-00	29	43
Brandon McKissic	2018-19	30	43
6. Robby Graves	1999-00	29	38
7. Will Palmer	1999-00	29	36
Brandon Lipsey	2003-04	29	36
LaTreze Mushatt	2009-10	30	36
10. Nick Richmond	1996-97	26	35
Matt Suther	1999-00	29	35

#### BLOCKED SHOTS

Player	Year	G	B
1. Michael Jackson	1999-00	29	47
2. David Robinson	1988-89	26	39
3. Alex Pledger	2006-07	29	31
4. Brandon Lipsey	2003-04	29	29
5. Allen D. Mukeba	2022-23	22	25
Darecko Rawlins	1993-94	29	25
7. Trinity Hall	2011-12	26	21
8. James Humphrey	2008-09	28	17
9. Carlton Aaron	2002-03	29	15
10. Marvin Nesbitt Jr.	2018-19	32	12

#### FIELD GOALS MADE

Player	Year	G	FG
1. Michael Jackson	1999-00	29	226
2. Michael Watson	2001-02	29	221
3. Tony Dumas	1991-92	28	200
4. Ronnie Schmitz	1990-91	29	189
5. Martez Harrison	2014-15	33	176
6. LaTreze Mushatt	2009-10	30	135
7. Josiah Allick	2020-21	22	133
8. Spencer Johnson	2008-09	31	125
9. Brandon McKissic	2018-19	30	124
10. Xavier Bishop	2017-18	32	122
Estan Tyler	2012-13	31	122

#### FIELD GOALS ATTEMPTED

Player	Year	G	FGA
1. Michael Watson	2001-02	29	626
2. Ronnie Schmitz	1990-91	29	462
3. Martez Harrison	2014-15	33	448
4. Tony Dumas	1991-92	28	384
Michael Jackson	1999-00	29	384
6. Xavier Bishop	2017-18	32	317
7. Isaiah Ross	2017-18	32	300
8. Estan Tyler	2012-13	31	287
9. LaTreze Mushatt	2009-10	30	284
10. Nick Richmond	1996-97	26	280



# KANSAS CITY MEN'S BASKETBALL

## RECORD BOOK

### Player Single-Season Records (SOPHOMORE)

#### FIELD GOAL PERCENTAGE (min. 100 attempts)

Player	Year	G	FG	FGA	PCT.
1. Michael Jackson	1999-00	29	226	384	.589
2. Rick Muller	1992-93	27	66	115	.574
3. Josiah Allick	2020-21	22	133	232	.573
4. Alex Pledger	2006-07	29	58	102	.569
5. Will Palmer	1999-00	29	108	202	.535
6. Tony Dumas	1991-92	28	200	384	.521
7. Sherod Dent	1997-98	26	100	194	.515
8. Carlton Aaron	2002-03	29	115	225	.511
9. Allen D. Mukeba	2022-23	22	87	172	.506
10. David Robinson	1988-89	26	85	169	.503

#### THREE-POINT FIELD GOALS MADE

Player	Year	G	3FG
1. Ronnie Schmitz	1990-91	29	116
2. Michael Watson	2001-02	29	92
3. Isaiah Ross	2017-18	32	70
4. Estan Tyler	2012-13	31	60
Dane Brumagin	2006-07	32	60
6. Nick Richmond	1996-97	26	53
7. Tim Blackwell	2005-06	26	48
8. Marc Stricker	1999-00	29	47
Martez Harrison	2014-15	33	47
10. Brandon Lipsey	2003-04	29	46

#### THREE-POINT FIELD GOALS ATTEMPTED

Player	Year	G	3FGA
1. Ronnie Schmitz	1990-91	29	291
2. Michael Watson	2001-02	29	276
3. Isaiah Ross	2017-18	32	195
4. Dane Brumagin	2006-07	32	170
5. Martez Harrison	2014-15	33	168
6. Nick Richmond	1996-97	26	140
7. Estan Tyler	2012-13	31	139
8. Xavier Bishop	2017-18	32	135
9. Brandon Lipsey	2003-04	29	126
10. Tim Blackwell	2005-06	26	124

#### THREE-POINT FIELD GOAL PERCENTAGE (min. 50 attempts)

Player	Year	G	3FG	3FGA	PCT.
1. Tony Dumas	1991-92	28	39	78	.500
2. Estan Tyler	2012-13	31	60	139	.432
3. Brian Gettinger	2006-07	32	28	67	.418
4. Ronnie Schmitz	1990-91	29	116	291	.399
5. Kent Denmon	1989-90	28	23	59	.390
6. Tim Blackwell	2005-06	26	48	124	.387
7. Marc Stricker	1999-00	29	47	123	.382
8. Nick Richmond	1996-97	26	53	140	.379
9. Caden Boser	2021-22	30	22	59	.373
10. Matt Suther	1999-00	29	27	74	.365
Brandon Lipsey	2003-04	29	46	126	.365

#### FREE THROWS MADE

Player	Year	G	FT
1. Martez Harrison	2014-15	33	178
2. Tony Dumas	1991-92	28	162
3. Michael Jackson	1999-00	29	121
4. Jordan Giles	2017-18	30	106
5. Michael Watson	2001-02	29	101
6. Trey McKinney-Jones	2009-10	30	89
7. Xavier Bishop	2017-18	32	81
8. Matt Suther	1999-00	29	79
9. Ronnie Schmitz	1990-91	29	66
10. Quinton Day	2004-05	24	65
Reggie Hamilton	2008-09	21	65

#### FREE THROWS ATTEMPTED

Player	Year	G	FTA
1. Martez Harrison	2014-15	33	238
2. Tony Dumas	1991-92	28	209
3. Michael Jackson	1999-00	29	154
4. Jordan Giles	2017-18	30	142
5. Michael Watson	2001-02	29	128
6. Trey McKinney-Jones	2009-10	30	120
7. Carlton Aaron	2002-03	29	113
8. Xavier Bishop	2017-18	32	108
9. LaTreze Mushatt	2009-10	30	105
10. Matt Suther	1999-00	29	101

#### FREE THROW PERCENTAGE (min. 40 att.)

Player	Year	G	FT	FTA	PCT.
1. Dane Brumagin	2006-07	32	43	50	.860
2. Tim Blackwell	2005-06	26	55	65	.846
3. Estan Tyler	2012-13	31	48	57	.842
4. Nick Richmond	1996-97	26	39	49	.796
5. Ronnie Schmitz	1990-91	29	66	83	.795
6. Will Palmer	1999-00	29	53	67	.791
7. Michael Watson	2001-02	29	101	128	.789
8. Michael Jackson	1999-00	29	121	154	.786
9. Matt Suther	1999-00	29	79	101	.782
10. Isaiah Ross	2017-18	32	53	68	.779

#### GAMES STARTED

Player	Year	G	GS
1. Martez Harrison	2014-15	33	33
2. Spencer Johnson	2008-09	31	30
Estan Tyler	2012-13	31	30
4. Ronnie Schmitz	1990-91	29	29
Matt Suther	1999-00	29	29
Michael Watson	2001-02	29	29
Brandon Lipsey	2003-04	29	29
Kirk Korver	2011-12	31	29
9. Tony Dumas	1991-92	28	28
Michael Jackson	1999-00	29	28
Trey McKinney-Jones	2009-10	30	28
LaTreze Mushatt	2009-10	30	28
Xavier Bishop	2017-18	32	28
Brandon McKissic	2018-19	30	28



# KANSAS CITY MEN'S BASKETBALL

## RECORD BOOK

### Player Single-Season Records (JUNIOR)

#### SCORING

Player	Year	G	FG	PTS	AVG.
1. Michael Watson	2002-03	29	247	740	25.5
2. Tony Dumas	1992-93	27	238	648	23.8
3. Quinton Day	2005-06	27	189	548	20.3
4. Dane Brumagin	2007-08	30	168	513	17.1
5. Darecko Rawlins	1994-95	26	152	471	18.1
6. Xavier Bishop	2018-19	31	161	477	15.4
7. Michael Jackson	2000-01	30	180	461	15.4
Martez Harrison	2015-16	30	134	461	15.4
9. LaVell Boyd	2015-16	31	149	438	14.1
10. Jay Cousnard	2009-10	30	132	420	14.0

#### SCORING AVERAGE

Player	Year	G	FG	AVG.
1. Michael Watson	2002-03	29	247	25.5
2. Tony Dumas	1992-93	27	238	23.8
3. Quinton Day	2005-06	27	127	20.3
4. Darecko Rawlins	1994-95	26	152	18.1
5. Dane Brumagin	2007-08	30	168	17.1
6. Vinson Smith	1996-97	22	139	15.6
7. Xavier Bishop	2018-19	31	477	15.4
Michael Jackson	2000-01	30	180	15.4
Martez Harrison	2015-16	30	134	15.4
10. Lonnie Alexander	1996-97	22	144	15.3

#### REBOUNDING

Player	Year	G	REB	AVG.
1. Anthony Davis	1990-91	29	266	9.2
2. Darecko Rawlins	1994-95	26	236	9.1
3. Fred Chatmon	2012-13	29	212	7.3
4. Mike English	2003-04	29	211	7.3
5. Ron Davis	1987-88	27	191	7.1
6. Lonnie Alexander	1996-97	22	188	8.5
7. Dee Ayuba	2005-06	28	187	6.7
8. Chris Johnson	1994-95	26	177	6.8
9. Darrell Colbert	1989-90	27	169	6.3
10. David Robinson	1989-90	26	167	6.4
Mark Oliver	1987-88	27	167	6.2

#### ASSISTS

Player	Year	G	A
1. Quinton Day	2005-06	27	130
2. Martez Harrison	2015-16	30	126
3. Xavier Bishop	2018-19	31	118
4. Terry Dickerson	1992-93	27	117
5. Brandon Temple	2003-04	29	112
6. Michael Watson	2002-03	29	109
7. Baxter Russell	1987-88	27	108
8. Frank Molak	1987-88	27	107
Kent Denmon	1990-91	29	107
10. Tony Dumas	1992-93	27	98

#### STEALS

Player	Year	G	S
1. Quinton Day	2005-06	27	76
2. Erin Washington	1994-95	25	64
3. Thomas Staton	2011-12	31	52
4. Darecko Rawlins	1994-95	26	48
5. Rob Whitfield	2018-19	32	47
6. Vinson Smith	1996-97	22	46
Mike English	2003-04	29	46
8. Baxter Russell	1987-88	27	44
9. Michael Jackson	2000-01	30	42
10. Michael Watson	2002-03	29	41
Brandon Temple	2003-04	29	41

#### BLOCKED SHOTS

Player	Year	G	B
1. Michael Jackson	2000-01	30	51
2. Thaddeus Smith	2014-15	30	44
3. Darecko Rawlins	1994-95	26	34
4. John Davis	1990-91	27	31
Mike English	2003-04	29	31
Aleer Leek	2017-18	32	31
7. Kenny Simms	2007-08	22	30
8. Eric Lytle	1992-93	27	28
Fred Chatmon	2012-13	29	28
10. Anthony Davis	1990-91	29	27
David Robinson	1989-90	26	27

#### FIELD GOALS MADE

Player	Year	G	FG
1. Michael Watson	2002-03	29	247
2. Tony Dumas	1992-93	27	238
3. Quinton Day	2005-06	27	189
4. Michael Jackson	2000-01	30	180
5. Dane Brumagin	2007-08	30	168
6. Xavier Bishop	2018-19	31	161
7. Mark Oliver	1987-88	27	154
8. Darecko Rawlins	1994-95	26	152
9. LaVell Boyd	2015-16	31	149
10. Dee Ayuba	2005-06	28	147

#### FIELD GOALS ATTEMPTED

Player	Year	G	FGA
1. Michael Watson	2002-03	29	656
2. Tony Dumas	1992-93	27	487
3. Quinton Day	2005-06	27	460
4. Xavier Bishop	2018-19	31	377
5. Dane Brumagin	2007-08	31	364
6. Michael Jackson	2000-01	30	353
7. Martez Harrison	2015-16	30	346
8. LaVell Boyd	2015-16	31	345
9. Jay Cousnard	2009-10	30	333
10. Darecko Rawlins	1994-95	26	322



# KANSAS CITY MEN'S BASKETBALL

## RECORD BOOK

### Player Single-Season Records (JUNIOR)

#### FIELD GOAL PERCENTAGE (min. 100 attempts)

Player	Year	G	FG	FGA	PCT.
1. Darrell Colbert	1989-90	27	134	231	.580
2. David Robinson	1989-90	26	133	231	.576
3. Anthony Davis	1990-91	29	126	220	.573
4. Jimmy Keller	1997-98	26	121	213	.568
5. Chris Johnson	1994-95	26	133	237	.561
6. Lonnie Alexander	1996-97	22	144	257	.560
7. Josiah Allick	2021-22	17	82	149	.550
Rick Muller	1993-94	29	88	160	.550
9. Myron Brown	1999-00	29	63	117	.538
10. Nelson Kirksey	2012-13	31	89	166	.536

#### THREE-POINT FIELD GOALS MADE

Player	Year	G	3FG
1. Michael Watson	2002-03	29	118
2. Rob Whitfield	2018-19	32	84
3. LaVell Boyd	2015-16	31	81
4. Dane Brumagin	2007-08	30	79
5. Ronnie Schmitz	1991-92	28	74
6. Quinton Day	2005-06	27	73
7. Xavier Bishop	2018-19	31	61
8. Reggie Chamberlain	2010-11	30	55
9. Javon Clark	2002-03	28	54
Brandon Temple	2003-04	29	54

#### THREE-POINT FIELD GOALS ATTEMPTED

Player	Year	G	3FGA
1. Michael Watson	2002-03	29	337
2. Rob Whitfield	2018-19	32	201
3. Quinton Day	2005-06	27	196
4. LaVell Boyd	2015-16	31	193
5. Ronnie Schmitz	1991-92	28	183
6. Dane Brumagin	2007-08	30	175
7. Xavier Bishop	2018-19	31	173
8. Frank Williams, Jr.	2013-14	28	157
9. Brandon Temple	2003-04	29	137
Reggie Chamberlain	2010-11	30	137

#### THREE-POINT FIELD GOAL PERCENTAGE (min. 50 attempts)

Player	Year	G	3FG	3FGA	PCT.
1. Kyle Steward	2015-16	31	33	73	.452
2. Dane Brumagin	2007-08	30	79	175	.451
3. Brad Mann	1998-99	22	24	55	.436
4. Frank Molak	1987-88	27	37	87	.425
5. LaVell Boyd	2015-16	31	81	193	.420
6. Anderson Kopp	2021-22	29	52	124	.419
7. Rob Whitfield	2018-19	32	84	201	.418
8. Kent Denmon	1990-91	29	47	113	.416
9. Broderick Robinson	2016-17	35	38	93	.409
10. Ronnie Schmitz	1991-92	28	74	183	.404

#### FREE THROWS MADE

Player	Year	G	FT
1. Darecko Rawlins	1994-95	26	159
2. Martez Harrison	2015-16	30	154
3. Jay Cousnard	2009-10	30	130
4. Michael Watson	2002-03	29	128
5. Tony Dumas	1992-93	27	122
6. Mike English	2003-04	29	113
7. Quinton Day	2005-06	27	103
8. Michael Jackson	2000-01	30	101
9. Dane Brumagin	2007-08	30	98
10. Xavier Bishop	2018-19	31	94

#### FREE THROWS ATTEMPTED

Player	Year	G	FTA
1. Darecko Rawlins	1994-95	26	215
2. Martez Harrison	2015-16	30	201
3. Mike English	2003-04	29	189
4. Jay Cousnard	2009-10	30	181
5. Tony Dumas	1992-93	27	170
Michael Watson	2002-03	29	170
7. Darrell Colbert	1989-90	27	138
8. Michael Jackson	2000-01	30	132
9. Quinton Day	2005-06	27	127
10. Dee Ayuba	2005-06	28	122

#### FREE THROW PERCENTAGE (min. 40 att.)

Player	Year	G	FT	FTA	PCT.
1. Ronnie Schmitz	1991-92	28	76	86	.884
2. Dane Brumagin	2007-08	30	98	113	.867
3. Reggie Chamberlain	2010-11	30	64	75	.853
4. Matt Suther	2000-01	30	67	79	.848
Will Palmer	2000-01	25	39	46	.848
6. Brent Stephens	2006-07	31	74	91	.813
7. Quinton Day	2005-06	27	103	127	.811
8. LaVell Boyd	2015-16	31	59	73	.808
9. Xavier Bishop	2018-19	31	94	118	.797
10. Kyle Steward	2015-16	31	35	44	.795

#### GAMES STARTED

Player	Year	G	GS
1. Xavier Bishop	2018-19	31	31
Aleer Leek	2017-18	32	31
3. Michael Jackson	2000-01	30	30
Matt Suther	2000-01	30	30
Reggie Chamberlain	2010-11	30	30
LaVell Boyd	2015-16	31	30
7. Anthony Davis	1990-91	29	29
Kent Denmon	1990-91	29	29
Spencer Johnson	2009-10	30	29
10. Ronnie Schmitz	1991-92	28	28
Tom Curtis	2001-02	29	28
Michael Watson	2002-03	29	28
Brandon Temple	2003-04	29	28
Dee Ayuba	2005-06	28	28
Jay Cousnard	2009-10	30	28
Martez Harrison	2015-16	30	28



# KANSAS CITY

# MEN'S BASKETBALL

## RECORD BOOK

### Player Single-Season Records (SENIOR & GRADUATE)

#### SCORING

Player	Year	G	FG	PTS	AVG.
1. Tony Dumas	1993-94	29	229	753	26.0
2. Michael Watson	2003-04	29	225	680	23.4
3. LaVell Boyd	2016-17	35	189	623	17.8
4. RayQuawndis Mitchell	2022-23	32	161	553	17.3
5. Quinton Day	2006-07	32	182	542	16.9
6. Reggie Chamberlain	2011-12	31	174	535	17.3
7. David Robinson	1991-92	28	199	528	18.9
8. Evan Gilyard II	2021-22	31	171	519	16.7
9. Jay Cousinard	2010-11	29	171	510	17.6
10. Ronnie Schmitz	1992-93	27	169	502	18.6

#### SCORING AVERAGE

Player	Year	G	FG	AVG.
1. Tony Dumas	1993-94	29	229	26.0
2. Michael Watson	2003-04	29	225	23.4
3. David Robinson	1991-92	28	199	18.9
4. Ronnie Schmitz	1992-93	27	169	18.6
5. LaVell Boyd	2016-17	35	189	17.8
6. Jay Cousinard	2010-11	29	171	17.6
7. RayQuawndis Mitchell	2022-23	32	161	17.3
Reggie Chamberlain	2011-12	31	174	17.3
9. Brandon McKissic	2020-21	18	120	17.2
10. Shemarri Allen	2022-23	29	172	17.0

#### REBOUNDING

Player	Year	G	REB	AVG.
1. Spencer Johnson	2010-11	30	283	9.4
2. Carlton Aaron	2004-05	28	271	9.7
3. Darecko Rawlins	1995-96	27	240	8.9
4. Ron Davis	1988-89	27	210	7.8
5. Marvin Nesbitt Jr.	2021-22	31	202	6.5
6. Darnell Tillman	2016-17	35	200	5.7
7. Fred Chatmon	2013-14	29	199	6.9
8. Chris Johnson	1995-96	27	191	7.1
9. David Robinson	1991-92	28	190	6.8
10. Michael Jackson	2001-02	29	189	6.5

#### ASSISTS

Player	Year	G	A
1. LaVell Boyd	2016-17	35	136
2. Quinton Day	2006-07	32	131
3. Baxter Russell	1988-89	26	113
4. Erin Washington	1995-96	27	104
Michael Watson	2003-04	29	104
6. Evan Gilyard II	2021-22	31	102
7. Matt Suther	2001-02	26	93
8. Ronnie Schmitz	1992-93	27	91
Mike English	2004-05	27	91
10. Tim Blackwell	2007-08	31	89

#### STEALS

Player	Year	G	S
1. Shemarri Allen	2022-23	29	59
2. Erin Washington	1995-96	27	57
3. Ronnie Schmitz	1992-93	27	55
4. Quinton Day	2006-07	31	54
5. Tony Dumas	1993-94	29	49
6. Marvin Nesbitt Jr.	2021-22	31	44
Brandon Temple	2004-05	27	44
Broderick Robinson	2017-18	31	44
9. Darecko Rawlins	1995-96	27	43
10. Baxter Russell	1988-89	26	42
Michael Watson	2003-04	29	42

#### BLOCKED SHOTS

Player	Year	G	B
1. David Robinson	1991-92	28	45
2. Michael Jackson	2001-02	29	38
3. Darecko Rawlins	1995-96	27	36
4. Mike English	2004-05	27	35
5. Ron Davis	1988-89	27	32
Charles Parks	1996-97	25	32
Marcus Golson	2001-02	29	32
8. Javan White	2019-20	27	30
Brad Reid	2012-13	32	30
10. Marvin Nesbitt Jr.	2021-22	31	27

#### FIELD GOALS MADE

Player	Year	G	FG
1. Tony Dumas	1993-94	29	229
2. Michael Watson	2003-04	29	225
3. David Robinson	1991-92	28	199
4. LaVell Boyd	2016-17	35	189
5. Quinton Day	2006-07	32	182
6. Reggie Chamberlain	2011-12	31	174
7. Shemarri Allen	2022-23	29	172
Eddie Smith	1998-99	30	172
9. Evan Gilyard II	2021-22	31	171
Jay Cousinard	2010-11	29	171

#### FIELD GOALS ATTEMPTED

Player	Year	G	FGA
1. Michael Watson	2003-04	29	558
2. Tony Dumas	1993-94	29	544
3. RayQuawndis Mitchell	2022-23	32	467
4. LaVell Boyd	2016-17	35	461
5. Quinton Day	2006-07	32	456
6. Shemarri Allen	2022-23	29	415
7. Eddie Smith	1998-99	30	391
8. Evan Gilyard II	2021-22	31	388
9. Reggie Chamberlain	2011-12	31	384
10. Ronnie Schmitz	1992-93	27	380



# KANSAS CITY

# MEN'S BASKETBALL

## RECORD BOOK

### Player Single-Season Records (SENIOR & GRADUATE)

#### FIELD GOAL PERCENTAGE (min. 100 attempts)

Player	Year	G	FG	FGA	PCT.
1. David Robinson	1991-92	28	199	314	.634
2. Carlton Aaron	2004-05	28	166	284	.585
3. Dennis Jacobs	1993-94	28	113	201	.562
4. Jimmy Keller	1998-99	30	100	180	.556
5. Napoleon Petteway	1988-89	27	137	263	.521
6. Broderick Newbill	2016-17	34	112	220	.509
7. Fred Chatmon	2013-14	29	98	193	.508
Brandon McKissic	2020-21	18	120	236	.508
9. Jordan Giles	2018-19	30	113	228	.496
10. Mike English	2004-05	27	137	277	.495

#### THREE-POINT FIELD GOALS MADE

Player	Year	G	3FG
1. Ronnie Schmitz	1992-93	27	98
2. Reggie Chamberlain	2011-12	31	97
3. Michael Watson	2003-04	29	96
4. Quinton Day	2006-07	32	92
5. LaVell Boyd	2016-17	35	87
6. Brandon Temple	2004-05	27	80
7. RayQuawndis Mitchell	2022-23	32	79
8. Tony Dumas	1993-94	29	74
9. Evan Gilyard II	2021-22	31	71
10. Rob Whitfield	2019-20	30	69

#### THREE-POINT FIELD GOALS ATTEMPTED

Player	Year	G	3FGA
1. RayQuawndis Mitchell	2022-23	32	259
2. Michael Watson	2003-04	29	257
3. Ronnie Schmitz	1992-93	27	247
4. Quinton Day	2006-07	32	242
5. LaVell Boyd	2016-17	35	216
6. Reggie Chamberlain	2011-12	31	206
7. Tony Dumas	1993-94	29	205
Brandon Temple	2004-05	27	205
9. Broderick Robinson	2017-18	31	176
10. Evan Gilyard II	2021-22	31	173
Rob Whitfield	2019-20	30	173

#### THREE-POINT FIELD GOAL PERCENTAGE (min. 50 attempts)

Player	Year	G	3FG	3FGA	PCT.
1. Reggie Chamberlain	2011-12	31	97	206	.471
2. Jay Boster	1989-90	25	38	81	.469
3. Marc Stricker	2002-03	17	43	99	.434
4. Brandon McKissic	2020-21	18	30	70	.429
5. Tim Blackwell	2007-08	31	55	129	.426
6. Reggie DeGrate	1989-90	18	21	50	.420
7. Evan Gilyard II	2021-22	31	71	173	.410
8. Matt Suther	2001-02	26	27	66	.409
9. LaVell Boyd	2016-17	35	87	216	.403
10. Rob Whitfield	2019-20	30	69	173	.399
Spencer Johnson	2010-11	30	55	138	.399

#### FREE THROWS MADE

Player	Year	G	FT
1. Tony Dumas	1993-94	29	221
2. LaVell Boyd	2016-17	35	158
3. RayQuawndis Mitchell	2022-23	32	152
4. Mike English	2004-05	27	145
5. Michael Watson	2003-04	29	134
6. David Robinson	1991-92	28	130
7. Darecko Rawlins	1995-96	27	126
8. Shemarri Allen	2022-23	29	125
9. Jay Cousinard	2010-11	29	123
10. Eddie Smith	1998-99	30	103

#### FREE THROWS ATTEMPTED

Player	Year	G	FTA
1. Tony Dumas	1993-94	29	292
2. Mike English	2004-05	27	193
Jay Cousinard	2010-11	29	193
4. LaVell Boyd	2016-17	35	190
5. RayQuawndis Mitchell	2022-23	32	182
6. Shemarri Allen	2022-23	29	174
Darecko Rawlins	1995-96	27	174
8. David Robinson	1991-92	28	171
9. Carlton Aaron	2004-05	28	156
10. Michael Watson	2003-04	29	155

#### FREE THROW PERCENTAGE (min. 40 att.)

Player	Year	G	FT	FTA	PCT.
1. Matt Suther	2001-02	26	45	51	.882
2. Reggie Chamberlain	2011-12	31	90	104	.865
3. Michael Watson	2003-04	29	134	155	.865
4. RayQuawndis Mitchell	2022-23	32	152	182	.835
5. LaVell Boyd	2016-17	35	158	190	.832
6. Jahshire Hardnett	2019-20	27	41	50	.820
7. Eddie Smith	1998-99	30	103	126	.817
8. Evan Gilyard II	2021-22	31	106	131	.809
Dane Brumagin	2008-09	28	89	110	.809
10. Brandon Temple	2004-05	27	42	52	.808

#### GAMES STARTED

Player	Year	G	GS
1. LaVell Boyd	2016-17	35	35
2. Darnell Tillman	2016-17	35	34
3. RayQuawndis Mitchell	2022-23	32	32
4. Marvin Nesbitt Jr.	2021-22	31	31
Quinton Day	2006-07	32	31
Reggie Chamberlain	2011-12	31	31
Broderick Robinson	2017-18	31	31
8. Evan Gilyard II	2021-22	31	30
Spencer Johnson	2010-11	30	30
10. Eddie Smith	1998-99	30	29
Michael Jackson	2001-02	29	29
Marcus Golson	2001-02	29	29
Tim Blackwell	2007-08	31	29
Jay Cousinard	2010-11	29	29
Reese Holliday	2014-15	32	29
Kyle Steward	2016-17	35	29



# KANSAS CITY MEN'S BASKETBALL

## RECORD BOOK

### 1,000-Point Scorers (13 Total)




#### MICHAEL WATSON - 2,488 CAREER POINTS

Year	G-GS	Min	Avg	FG-FGA	Pct	3FG-FGA	Pct	FT-FTA	Pct	O-D-R	Avg	PF-D	A	TO	BL	S	Pts	Avg
2000-01	30-29	988	32.9	157-434	.362	85-228	.373	34-44	.773	27-78-105	3.5	79-2	62	58	3	36	433	14.4
2001-02	29-29	1134	39.1	221-626	.353	92-276	.333	101-128	.789	19-72-91	3.1	49-0	82	101	5	54	635	21.9
2002-03	29-28	1125	38.8	247-656	.377	118-337	.350	128-170	.753	23-85-108	3.7	70-3	109	106	6	41	740	25.5
2004-05	29-28	1098	37.9	225-558	.403	96-257	.374	134-155	.865	20-79-99	3.4	79-3	104	80	5	42	680	23.4
<b>Totals</b>	<b>117-114</b>	<b>4345</b>	<b>37.1</b>	<b>850-2274</b>	<b>.374</b>	<b>391-1098</b>	<b>.356</b>	<b>397-497</b>	<b>.799</b>	<b>89-314-403</b>	<b>3.4</b>	<b>277-8</b>	<b>357</b>	<b>345</b>	<b>19</b>	<b>173</b>	<b>2488</b>	<b>21.3</b>



#### TONY DUMAS - 2,459 CAREER POINTS

Year	G-GS	Min	Avg	FG-FGA	Pct	3FG-FGA	Pct	FT-FTA	Pct	O-D-T	Avg	PF-D	A	TO	BL	S	Pts	Avg
1990-91	28-26	857	30.6	177-355	.499	19-68	.279	89-118	.754	44-90-134	4.8	78-2	87	76	9	29	462	16.5
1991-92	28-28	1030	36.8	200-384	.521	39-78	.500	162-209	.775	44-84-128	4.6	63-0	72	91	7	28	601	21.5
1992-93	27-27	1002	37.1	238-487	.489	45-127	.354	122-170	.718	35-113-148	5.5	78-0	98	88	14	36	643	23.8
1993-94	29-28	1113	38.4	229-544	.421	74-205	.361	221-292	.757	44-122-166	5.7	79-2	87	110	19	49	753	26.0
<b>Totals</b>	<b>112-109</b>	<b>4002</b>	<b>35.7</b>	<b>844-1770</b>	<b>.477</b>	<b>177-478</b>	<b>.370</b>	<b>594-789</b>	<b>.753</b>	<b>167-409-576</b>	<b>5.1</b>	<b>298-4</b>	<b>344</b>	<b>365</b>	<b>49</b>	<b>142</b>	<b>2459</b>	<b>22.0</b>




#### RONNIE SCHMITZ - 1,939 CAREER POINTS

Year	G-GS	Min	Avg	FG-FGA	Pct	3FG-FGA	Pct	FT-FTA	Pct	O-D-T	Avg	PF-D	A	TO	BL	S	Pts	Avg
1989-90	28-26	814	29.1	155-360	.431	90-227	.396	71-95	.747	14-42-56	2.0	36-0	55	51	1	31	471	16.8
1990-91	29-29	971	33.5	189-462	.409	116-291	.399	66-83	.795	30-57-87	3.0	38-0	66	65	0	32	560	19.3
1991-92	28-28	950	33.9	128-303	.422	74-183	.404	76-86	.884	15-69-84	3.0	50-0	85	45	1	30	406	14.5
1992-93	27-27	948	35.1	169-380	.445	98-247	.397	66-86	.767	25-77-102	3.8	42-1	91	54	3	55	502	18.6
<b>Totals</b>	<b>112-110</b>	<b>3683</b>	<b>32.9</b>	<b>641-1505</b>	<b>.426</b>	<b>378-948</b>	<b>.399</b>	<b>279-350</b>	<b>.797</b>	<b>84-245-329</b>	<b>2.9</b>	<b>166-1</b>	<b>297</b>	<b>215</b>	<b>5</b>	<b>148</b>	<b>1939</b>	<b>17.3</b>



#### MARTEZ HARRISON - 1,652 CAREER POINTS

Year	G-GS	Min	Avg	FG-FGA	Pct	3FG-FGA	Pct	FT-FTA	Pct	O-D-T	Avg	PF-D	A	TO	BL	S	Pts	Avg
2013-14	30-27	973	32.4	159-362	.439	33-92	.359	164-257	.638	22-78-100	3.3	89-5	114	92	0	50	515	17.2
2014-15	33-33	1056	32.0	176-448	.393	47-168	.280	178-238	.748	19-60-79	2.4	89-2	129	86	0	60	577	17.5
2015-16	30-28	994	33.1	134-346	.387	39-126	.310	154-201	.766	25-86-111	3.7	76-1	126	110	3	38	461	15.4
2016-17	6-6	183	30.5	35-66	.530	7-16	.438	22-26	.846	4-13-17	2.8	17-0	24	19	1	14	99	16.5
<b>Totals</b>	<b>99-94</b>	<b>3206</b>	<b>32.4</b>	<b>504-1222</b>	<b>.412</b>	<b>126-402</b>	<b>.313</b>	<b>518-722</b>	<b>.717</b>	<b>70-237-307</b>	<b>3.1</b>	<b>271-8</b>	<b>393</b>	<b>307</b>	<b>4</b>	<b>162</b>	<b>1652</b>	<b>16.7</b>



#### MICHAEL JACKSON - 1,443 CAREER POINTS

Year	G-GS	Min	Avg	FG-FGA	Pct	3FG-FGA	Pct	FT-FTA	Pct	O-D-T	Avg	PF-D	A	TO	BL	S	Pts	Avg
1999-00	29-28	1011	34.9	226-384	.589	0-1	.000	121-154	.786	63-101-164	5.7	70-1	55	77	49	43	573	19.8
2000-01	30-29	975	32.5	180-353	.510	0-0	.000	101-132	.765	46-90-136	4.5	59-2	54	53	51	42	461	15.4
2001-02	29-27	1059	36.5	152-318	.478	3-12	.250	102-135	.756	69-120-189	6.5	64-1	63	58	38	39	409	14.1
<b>Totals</b>	<b>88-84</b>	<b>3045</b>	<b>34.6</b>	<b>558-1055</b>	<b>.557</b>	<b>3-13</b>	<b>.231</b>	<b>324-421</b>	<b>.770</b>	<b>178-311-489</b>	<b>5.6</b>	<b>193-4</b>	<b>172</b>	<b>188</b>	<b>138</b>	<b>124</b>	<b>1443</b>	<b>16.4</b>




#### QUINTON DAY - 1,404 CAREER POINTS

Year	G-GS	Min	Avg	FG-FGA	Pct	3FG-FGA	Pct	FT-FTA	Pct	O-D-T	Avg	PF-D	A	TO	BL	S	Pts	Avg
2004-05	24-24	926	38.6	109-273	.399	31-93	.333	65-87	.747	18-69-87	3.6	32-0	116	69	1	49	314	13.1
2005-06	27-27	1037	38.4	186-460	.404	73-196	.372	103-127	.811	17-81-98	3.6	46-1	130	108	0	76	548	20.3
2006-07	32-31	1180	36.9	182-456	.399	92-242	.380	86-109	.789	13-98-111	3.5	50-0	131	109	1	54	542	16.9
<b>Totals</b>	<b>83-82</b>	<b>3143</b>	<b>37.9</b>	<b>477-1189</b>	<b>.401</b>	<b>196-531</b>	<b>.369</b>	<b>254-323</b>	<b>.786</b>	<b>48-248-296</b>	<b>3.6</b>	<b>128-1</b>	<b>377</b>	<b>286</b>	<b>2</b>	<b>179</b>	<b>1386</b>	<b>16.7</b>



#### DANE BRUMAGIN - 1,374 CAREER POINTS

Year	G-GS	Min	Avg	FG-FGA	Pct	3FG-FGA	Pct	FT-FTA	Pct	O-D-T	Avg	PF-D	A	TO	BL	S	Pts	Avg
2005-06	28-5	422	15.1	40-120	.333	28-76	.368	19-22	.864	20-36-56	2.0	48-0	16	25	6	11	127	4.5
2006-07	32-20	726	22.7	102-275	.371	60-170	.353	43-50	.860	31-70-101	3.2	65-4	22	29	7	31	307	9.6
2007-08	30-24	889	29.6	168-364	.462	79-175	.451	98-113	.867	53-90-143	4.8	94-4	36	57	1	38	513	17.1
2008-09	28-24	813	29.0	143-320	.447	52-147	.354	89-110	.809	41-59-100	3.6	55-0	30	42	4	38	427	15.3
<b>Totals</b>	<b>118-73</b>	<b>2850</b>	<b>24.2</b>	<b>453-1079</b>	<b>.420</b>	<b>219-569</b>	<b>.386</b>	<b>249-295</b>	<b>.844</b>	<b>145-255-400</b>	<b>3.4</b>	<b>262-8</b>	<b>104</b>	<b>153</b>	<b>18</b>	<b>118</b>	<b>1374</b>	<b>11.6</b>



#### DAVID ROBINSON - 1,211 CAREER POINTS

Year	G-GS	Min	Avg	FG-FGA	Pct	3FG-FGA	Pct	FT-FTA	Pct	O-D-T	Avg	PF-D	A	TO	BL	S	Pts	Avg
1987-88	22-2	108	4.9	10-17	.588	0-1	.000	5-8	.625	3-9-12	0.5	20-0	1	9	2	0	25	1.1
1988-89	26-20	546	21.0	85-170	.500	0-1	.000	59-79	.747	48-91-139	5.3	84-1	17	50	39	20	229	8.8
1989-90	26-25	667	25.7	133-231	.576	0-0	.000	77-115	.670	53-114-167	6.4	87-6	37	56	27	31	343	13.2
1990-91	6-5	147	24.5	29-54	.537	0-0	.000	28-45	.622	14-22-36	6.0	25-1	10	10	12	11	86	14.3
1991-92	28-28	826	29.5	199-314	.634	0-1	.000	130-171	.760	68-122-190	6.8	96-4	22	67	45	32	528	18.9
<b>Totals</b>	<b>108-80</b>	<b>2294</b>	<b>21.2</b>	<b>456-786</b>	<b>.580</b>	<b>0-3</b>	<b>.000</b>	<b>299-418</b>	<b>.715</b>	<b>186-358-544</b>	<b>5.0</b>	<b>312-12</b>	<b>87</b>	<b>192</b>	<b>125</b>	<b>94</b>	<b>1211</b>	<b>11.2</b>



# KANSAS CITY MEN'S BASKETBALL


## RECORD BOOK

### 1,000-Point Scorers (13 Total)



#### BRANDON MCKISSIC - 1,178 CAREER POINTS

Year	G-GS	Min	Avg	FG-FGA	Pct	3FG-FGA	Pct	FT-FTA	Pct	O-D-T	Avg	PF-D	A	TO	BL	S	Pts	Avg
2017-18	31-21	713	23.0	86-187	.460	25-60	.417	47-75	.627	18-68-86	2.8	94-4	48	40	3	24	244	7.9
2018-19	30-28	910	30.3	124-274	.453	29-85	.341	39-68	.574	17-80-97	3.2	83-4	61	47	5	43	316	10.5
2019-20	28-21	750	26.8	121-234	.517	28-76	.368	38-67	.567	3-59-62	2.2	74-2	83	51	3	35	308	11.0
2020-21	18-17	613	34.1	120-236	.508	30-70	.429	40-60	.667	11-55-66	3.7	51-2	59	54	2	27	310	17.2
<b>Totals</b>	<b>107-86</b>	<b>2987</b>	<b>27.9</b>	<b>451-931</b>	<b>.484</b>	<b>112-291</b>	<b>.385</b>	<b>164-270</b>	<b>.607</b>	<b>49-262-311</b>	<b>2.9</b>	<b>302-12</b>	<b>251</b>	<b>192</b>	<b>13</b>	<b>129</b>	<b>1178</b>	<b>11.0</b>



#### DAREKO RAWLINS - 1,078 CAREER POINTS

Year	G-GS	Min	Avg	FG-FGA	Pct	3FG-FGA	Pct	FT-FTA	Pct	O-D-T	Avg	PF-D	A	TO	BL	S	Pts	Avg
1992-93	14-0	55	3.9	13-22	.591	0-0	.000	7-10	.700	10-8-18	1.3	8-0	2	8	4	6	33	2.4
1993-94	29-15	635	21.9	60-135	.444	3-14	.214	33-56	.589	59-86-145	5.0	58-0	18	38	25	24	156	5.4
1994-95	26-26	917	35.3	152-322	.472	8-26	.308	159-215	.740	89-147-236	9.1	92-5	38	78	34	48	471	18.1
1995-96	27-27	931	34.5	140-308	.455	12-53	.226	126-174	.724	73-167-240	8.9	86-3	46	89	34	43	418	15.5
<b>Totals</b>	<b>96-68</b>	<b>2532</b>	<b>26.4</b>	<b>365-787</b>	<b>.464</b>	<b>23-93</b>	<b>.247</b>	<b>325-455</b>	<b>.714</b>	<b>231-408-639</b>	<b>6.7</b>	<b>244-9</b>	<b>104</b>	<b>213</b>	<b>97</b>	<b>121</b>	<b>1078</b>	<b>11.2</b>



#### TIM BLACKWELL - 1,071 CAREER POINTS

Year	G-GS	Min	Avg	FG-FGA	Pct	3FG-FGA	Pct	FT-FTA	Pct	O-D-T	Avg	PF-D	A	TO	BL	S	Pts	Avg
2004-05	24-23	859	35.8	75-171	.439	50-113	.442	43-49	.878	13-56-69	2.9	40-0	52	43	4	16	243	10.1
2005-06	26-24	875	33.7	97-231	.420	48-124	.387	55-65	.846	17-66-83	3.2	57-1	73	63	2	23	297	11.4
2006-07	30-15	565	18.8	54-143	.378	37-105	.352	13-19	.684	15-39-54	1.8	36-0	18	21	1	7	158	5.3
2007-08	31-29	1106	35.7	115-289	.398	55-129	.426	88-116	.759	17-69-86	2.8	49-0	89	68	4	24	373	12.0
<b>Totals</b>	<b>111-91</b>	<b>3405</b>	<b>30.6</b>	<b>341-834</b>	<b>.409</b>	<b>190-471</b>	<b>.403</b>	<b>199-249</b>	<b>.799</b>	<b>62-230-292</b>	<b>2.6</b>	<b>182-1</b>	<b>232</b>	<b>195</b>	<b>11</b>	<b>70</b>	<b>1071</b>	<b>9.6</b>



#### LAVELL BOYD - 1,061 CAREER POINTS

Year	G-GS	Min	Avg	FG-FGA	Pct	3FG-FGA	Pct	FT-FTA	Pct	O-D-T	Avg	PF-D	A	TO	BL	S	Pts	Avg
2015-16	31-30	1014	32.7	149-345	.432	81-193	.420	59-73	.808	13-92-105	3.4	78-2	70	45	4	24	438	14.1
2016-17	35-35	1086	31.0	189-461	.410	87-216	.403	158-190	.832	19-123-142	4.1	95-0	136	89	1	37	623	17.8
<b>Totals</b>	<b>66-65</b>	<b>2100</b>	<b>31.8</b>	<b>338-806</b>	<b>.419</b>	<b>168-409</b>	<b>.411</b>	<b>217-263</b>	<b>.825</b>	<b>32-215-247</b>	<b>3.7</b>	<b>173-2</b>	<b>206</b>	<b>134</b>	<b>5</b>	<b>61</b>	<b>1,061</b>	<b>16.1</b>



#### XAVIER BISHOP - 1,055 CAREER POINTS

Year	G-GS	Min	Avg	FG-FGA	Pct	3FG-FGA	Pct	FT-FTA	Pct	O-D-T	Avg	PF-D	A	TO	BL	S	Pts	Avg
2016-17	35-7	600	17.1	65-167	.389	21-70	.300	57-77	.740	2-52-54	1.5	57-0	72	61	0	17	208	5.9
2017-18	32-28	952	29.8	122-317	.385	45-135	.333	81-108	.750	16-76-92	2.9	86-2	105	61	1	23	370	11.6
2018-19	31-31	1048	33.8	161-377	.427	61-173	.353	94-118	.797	17-68-85	2.7	77-2	118	88	0	35	477	15.4
<b>Totals</b>	<b>98-66</b>	<b>2600</b>	<b>26.5</b>	<b>348-861</b>	<b>.404</b>	<b>127-378</b>	<b>.336</b>	<b>232-303</b>	<b>.766</b>	<b>35-196-231</b>	<b>2.4</b>	<b>220-4</b>	<b>295</b>	<b>210</b>	<b>1</b>	<b>75</b>	<b>1055</b>	<b>10.8</b>



# KANSAS CITY MEN'S BASKETBALL

## RECORD BOOK

### All-Time Athletic Honors

#### Honorable Mention AP All-American

2014-15 Martez Harrison, guard

#### All-Independent Team

1993-94 Tony Dumas, guard

#### First Team All-League

1994-95 Darecko Rawlins, forward

1998-99 Eddie Smith, guard

1999-00 Michael Jackson, forward

2000-01 Michael Jackson, forward

2001-02 Michael Watson, guard

2002-03 Michael Watson, guard

2003-04 Michael Watson, guard

2004-05 Carlton Aaron, center

Mike English, forward

2005-06 Quinton Day, guard

2006-07 Quinton Day, guard

2014-15 Martez Harrison, guard

2016-17 LaVell Boyd, guard

2021-22 Evan Gilyard II, guard

#### Second Team All-League

1995-96 Darecko Rawlins, forward

2001-02 Michael Jackson, forward

2004-05 Brandon Temple, guard

2006-07 Dee Ayuba, forward

2007-08 Dane Brumagin, forward

2010-11 Jay Cousinard, forward

2015-16 Martez Harrison, guard

2020-21 Brandon McKissic, guard

2021-22 Marvin Nesbitt Jr., forward

Arkel Lamar, forward

2022-23 RayQuawndis Mitchell, guard

Shemarri Allen, guard

#### Honorable Mention All-League

2005-06 Dee Ayuba

2008-09 Dane Brumagin

2009-10 Jay Cousinard

2010-11 Spencer Johnson,

2011-12 Reggie Chamberlain

2020-21 Josiah Allick

#### All-Newcomer Team

1996-97 Charles Parks, forward

1997-98 Jimmy Keller, center

(media)

Sherod Dent, forward

(coaches)

1999-00 Michael Jackson, forward

2000-01 Michael Watson, guard

2004-05 Quinton Day, guard

2005-06 Dee Ayuba, forward

2007-08 Reggie Hamilton, guard

2009-10 Jay Cousinard, forward

2010-11 Reggie Chamberlain, guard

2013-14 Martez Harrison, guard

2014-15 Reese Holliday, forward

2015-16 LaVell Boyd, guard

2021-22 Evan Gilyard II, guard

2022-23 RayQuawndis Mitchell, guard



Michael Watson (2000-04) is the only Roo in history to claim First Team All-League honors three different times

#### Conference Defensive Player of the Year

2020-21 Brandon McKissic, guard

2021-22 Marvin Nesbitt Jr., forward

#### Conference All-Defensive Team

2018-19 Brandon McKissic, guard

2019-20 Brandon McKissic, guard

2022-23 Shemarri Allen, guard

#### Conference Player of the Year

1999-00 Michael Jackson, forward

2014-15 Martez Harrison, guard

#### Conference Newcomer of the Year

1999-00 Michael Jackson, forward

2021-22 Evan Gilyard II, guard

#### Conference Freshman of the Year

2013-14 Martez Harrison, guard

#### Conference All-Tournament Team

1999-00 Michael Jackson, forward

2001-02 Michael Watson, guard

2002-03 Michael Watson, guard

2003-04 Michael Watson, guard

2006-07 Dee Ayuba, forward

2014-15 Reese Holliday, forward

#### Conference Players of the Week

1994-95 Erin Washington (Jan. 16)

Darecko Rawlins (Feb. 6)

1996-97 Tony Berg (Dec. 10)

Lonnie Alexander (Jan. 21)

1997-98 Eddie Smith (Feb. 2)

1998-99 Eddie Smith (Dec. 14)

Eddie Smith (Jan. 4)

Eddie Smith (Jan. 11)

1999-00 Michael Jackson (Dec. 6)

Michael Jackson (Dec. 20)

Michael Jackson (Dec. 27)

Michael Jackson (Jan. 10)

2000-01 Michael Watson (Dec. 18)

2001-02 Michael Jackson (Jan. 15)

Michael Watson (Dec. 3)

Marcus Golson (Dec. 17)

2002-03 Michael Watson (Dec. 9)

Michael Watson (Feb. 3)

Michael Watson (Feb. 24)

2003-04 Michael Watson (Feb. 9)

2004-05 Carlton Aaron (Jan. 10)

Mike English (Jan. 17)

Carlton Aaron (Jan. 31)

2006-07 Quinton Day (Nov. 27)

Alex Pledger (Jan. 8)

Dee Ayuba (Feb. 19)

2007-08 Jeremiah Hartsock (Nov. 12)

2008-09 Spencer Johnson (Dec. 22)

Dane Brumagin (Dec. 29)

2010-11 Jay Cousinard (Nov. 22)

2012-13 Estan Tyler (Jan. 14)

2013-14 Fred Chatmon (Nov. 25)

2014-15 Martez Harrison (Nov. 17)

2015-16 Martez Harrison (Dec. 7)

LaVell Boyd (March 6)

2016-17 LaVell Boyd (Dec. 26)

Kyle Steward (Feb. 6)

2019-20 Jahshire Hardnett (Jan. 6)

2020-21 Brandon McKissic (Jan. 25)

2021-22 Evan Gilyard II (Nov. 22)

Marvin Nesbitt Jr. (Feb. 7)

Evan Gilyard II (Feb. 21)

2022-23 RayQuawndis Mitchell (Nov. 28)

#### NABC Second-Team All-District

1992-93 Tony Dumas, guard

1993-94 Tony Dumas, guard

2002-03 Michael Watson, guard

2003-04 Michael Watson, guard

2014-15 Martez Harrison, guard

#### USBWA All-District

2003-04 Michael Watson, guard

(District VII)

#### CBSSportsline.com Mid-Con

##### Freshman of the Year

2005-06 Tim Blackwell, guard

##### Lefty Driesell Defensive All-American

2020-21 Brandon McKissic, guard

#### • COACHING HONORS

##### Mid-Con Coach of the Year

2004-05 Rich Zvosec

##### CBSSportsline.com Mid-Con

##### Coach of the Year

2005-06 Rich Zvosec

##### CollegeInsider Mid-Con

##### Coach of the Year

2005-06 Rich Zvosec



# KANSAS CITY MEN'S BASKETBALL

## RECORD BOOK

### All-Time Academic Honors

#### Verizon Academic All-District VII Selection

1995-96 Travis Salmon

#### NACDA I-AAA Scholar Athlete Team

2007-08 Brian Gettinger

#### Spring 2008 Vice Chancellor Honor Recipient

2007-08 Brian Gettinger

#### Lowe's Senior Class Award Semifinalist

2008-09 Dane Brumagin

#### Academic Honor Roll

1994-95 Chris Haynes

Travis Salmon

1995-96 Travis Salmon

1996-97 Brad Moulder

1998-99 Brad Mann

1999-00 Marc Stricker

2001-02 Matt Suther

2002-03 Carlton Aaron

2003-04 Carlton Aaron

2005-06 Dane Brumagin

Blake Crawford

Brian Gettinger

Jeremiah Hartsock

Mark Huppe

Jakub Jurczak

2006-07 Dane Brumagin

Blake Crawford

Brian Gettinger

Jeremiah Hartsock

Kyle Spears

2007-08 Nathan Balch

Brian Gettinger

Reggie Hamilton

Jeremiah Hartsock

Akeem Hemingway

Alex Pledger

2008-09 Femi Akinpetide

Dustin Dibble

Spencer Johnson

Trey McKinney-Jones

2009-10 Daniel Brady

\*Dustin Dibble

Kirk Korver

Bakari Lewis

Trey McKinney-Jones

2010-11 \*Dustin Dibble

Bernard Kamwa

2011-12 Reggie Chamberlain

Dustin Dibble

Bernard Kamwa

Kirk Korver

\*Trevor Mason

Nate Rogers

Thomas Staton

2012-13 Nelson Kirksey

\*Kirk Korver

Nate Rogers

Aaron Washington

2020-21 \*Mason Wedel

Josiah Allick

Caden Boser

Jacob Johnson

Franck Kamgain

Marvin Nesbitt Jr.

Paxton Payne

Hidde Roessink

2021-22 Shemarri Allen

Josiah Allick

Caden Boser

Jack Chapman

Trace Evans

Jacob Johnson

Anderson Kopp

Arkel Lamar

Paxton Payne

Justus Peuser

Hidde Roessink

2022-23 Sidy Diallo

Emmanouil Dimou

Cole Glasgow

Promise Idiaru

Anderson Kopp

(Honorees must have a 3.0 GPA in the semester in which they compete. They must also be a letterwinner. "\*" Denotes Distinguished Scholar (3.6 GPA)- started in 2009)

Only awarded from 1994-2013, 2020-present.

#### Academic All-League/Commissioner's List of Academic Excellence

2005-06 Blake Crawford

Brian Gettinger

Jeremiah Hartsock

2006-07 Dee Ayuba

Dane Brumagin

Blake Crawford

Brian Gettinger

Jeremiah Hartsock

2007-08 Dane Brumagin

Brian Gettinger

Jeremiah Hartsock

Kenny Simms

2008-09 Dane Brumagin

2009-10 Daniel Brady

Dustin Dibble

Trey McKinney-Jones

2010-11 Dustin Dibble

Bernard Kamwa

2011-12 Dustin Dibble

Bernard Kamwa

Kirk Korver

Trevor Mason

2012-13 Kirk Korver


Nate Rogers

Thomas Staton

2013-14 Nelson Kirksey

Kirk Korver

Isaac Kreuer



Travis Salmon earned one of the most prestigious academic and athletic honors being the only Roo named a Verizon Academic All-District member

2014-15 Kevin Franceschi

Collin Jennings

Noah Knight

Isaac Kreuer

2015-16 Grant Leach

2016-17 Xavier Bishop

Grant Leach

2017-18 Jordan Giles

Robert Knar

2018-19 Danny Dixon

Rob Whitfield

2019-20 Josiah Allick

Jahshire Hardnett

Franck Kamgain

Maks Klanjscek

Javan White

2020-21 Josiah Allick

Jacob Johnson

Franck Kamgain

2021-22 Josiah Allick

Jacob Johnson

Arkel Lamar

Paxton Payne

Hidde Roessink

2022-23 Emmanouil Dimou

Cole Glasgow

(From 2005-13, Honorees had to have a cumulative GPA of 3.0 and be a letterwinner. Freshmen and transfer students were not eligible for this honor. From 2013-present, honorees must have had a 3.2 or better cumulative GPA and be a letterwinner.)

Kansas City was members of the Mid-Con / Summit League from 1994-2013, 2020-present; Western Athletic Conference from 2013-2020



# KANSAS CITY MEN'S BASKETBALL


## RECORD BOOK

### Retired Jersey #'s

Two former Roo basketball greats — Ronnie Schmitz (#24) and Michael Watson (#22) — are the only two basketball players to have their jersey numbers retired in Kansas City history. The pair shares some common ground being the only two basketball players to score 50-plus points in a single-game and ranking No. 1 (Watson) and No. 3 (Schmitz) in all-time scoring.

#### #24 Ronnie Schmitz (1989-93)

In 1995, Schmitz became the first-ever student-athlete to have his No. 24 jersey retired. He was a four-year player from 1989-93 during a time when the Roos were in their first years of NCAA membership. He helped lead the team to its first-ever 20-win season in 1991-92 as they went 21-7 overall. Individually, he played in 112 games scoring at least 10 points in 100 of those contests.



He finished his career ranking in the top-10 in school history in virtually every category. Schmitz ranks second in three-point field goals (378); third in career scoring (1,939) and field goals made (641); fourth in steals (148); and sixth in assists (297). He is tied for the all-time game record with seven steals in a game against Washington (Mo.) on Jan. 11, 1993.

During the 1990-91 campaign, Schmitz finished second in the nation with 116 three-pointers, and he is one of just two Roo players to surpass the 50-point scoring plateau in a single game.

In the 2018-19 NCAA Division I record book, Schmitz still ranks in the top 30 in NCAA history in career three pointers made (378) and in the top 25 in average made three-pointers per game (3.38).

Schmitz was inducted into the inaugural class of the UMKC Hall of Fame in 2008-09.

#### #22 Michael Watson (2000-03)

On Feb. 16, 2019, Michael Watson had his No. 22 jersey retired during an on-court ceremony at the Swinney Center. The event took place at halftime of a game against CSU Bakersfield.

Throughout Watson's basketball career at UMKC, which spanned four seasons from 2000 – 2003, he scored 2,488 points making him the all-time leading scorer in UMKC history. He is also the second all-time leading scorer in the Summit League (formerly known as the Mid-Continent Conference).

With the help of his teammates and Watson's scoring firepower, UMKC boasted one of its most successful seasons in 2001-02. During that campaign, the Roos received votes in the USA Today/

ESPN Coaches' Poll for the first-time in school history ultimately finishing with an 18-11 overall record.

In 2004, Watson was named a first-team All-Mid-Continent Conference selection for the third year in-a-row, which is the most of any player in a Roo uniform. He is one of two Roo players to be recognized twice on the NABC All-District Second Team.

During his junior season in 2002-03, Watson's total points output of 740 stands second in school history and No. 4 on the single-season NCAA list. In 2003-04, the 680 total points is No. 6 on the single-season NCAA list.

Watson is the school career leader in three-pointers made with 391, which also ranks in the top 25 in NCAA history, and his 3.34 make's per game rank in the top 30 in NCAA history. The Kansas City Central (Mo.) High School product also still holds UMKC career records for games started (114), field goals made (850), field goals attempted (2274), three-pointers attempted (1,098) and double-figure scoring games (109). In addition, Watson holds the record for most points scored in a single game (54) against Oral Roberts University on Feb. 22, 2003. During that performance, he drilled 10 three-pointers, which also stands as the best single-game mark.

He was more than just a scorer, dishing out 357 career assists, which is good for fourth on the all-time UMKC list. Defensively, he collected 173 career steals, ranking second-most at UMKC.



After his senior season at UMKC, the 6-1 guard signed as a free agent with the NBA's Boston Celtics in 2004. He later went on to play professional basketball for eight years in Poland, Turkey, Italy, France and his native Puerto Rico, where he became an International Champion in 2007.



UMKC Hall of Fame - Men's Basketball

The UMKC Athletics Hall of Fame had nine induction classes from 2008-16. Within those groups, the men's basketball program has had its share of individuals inducted into the Hall of Fame, in the athlete, coach and team categories. In total, there are 10 men's basketball individuals — seven athletes and three coaches — and the 1991-92 team that currently stand in the UMKC Hall of Fame.

Men's Basketball HOF Honorees (sorted by name)

Induction Yr	Name	Category	Years
2014-2015	Darrell Corwin	Coach	1973-79
2008-2009	Bill Frerking	Player	1979-83
2008-2009	Lee Hunt	Coach/Admin	1986-96
2009-2010	Michael Jackson	Player	1998-01
2012-2013	Willie Jones	Player	1976-79
2011-2012	Darecko Rawlins	Player	1992-96
2010-2011	David Robinson	Player	1987-92
2009-2010	Bill Ross	Coach	1969-73
2008-2009	Ronnie Schmitz	Player	1989-93
2015-2016	Dave Smith	Player	1969-73
2014-2015	1991-92 team	Team	1991-92

Corwin bio:

Darrell Corwin is the all-time leader in wins at UMKC with 118 during the NAIA era. He earned NAIA District 16 Coach of the Year in 1974-75 and 1976-77. He was also the NAIA Area 4 Coach of the Year in 1976-77 after leading the Roos to the 1976-77 NAIA National Tournament. He coached the NAIA District 16 International All-Star Team that toured Latin America in 1977 and the 1978 NAIA International Cup Tournament where he led the Roos to wins over Portugal, China and Scotland. He chaired the NAIA District 16 Coaches' Association in 1978-79 and was chosen to coach the NAIA District 16 All-Star Game in 1980. He received the 1980 Chancellor's Special Citation for extraordinary concern, guidance and leadership during his career at UMKC. He received the Lee's Summit School District's Certificate of Recognition in 1986 and was presented the Dick Hower Courage Award by the Kansas and Missouri Brain Injury Association in 1987. He was the Kansas City District Chairman for the Missouri Show-Me Games from 1988-90.

Frerking bio:

Bill Frerking was an NAIA Honorable Mention All-America selection for UMKC as a senior in 1982-83. Frerking also was a two-time NAIA All-District 16 First Team honoree in 1981-82 and 1982-83, while earning honorable mention NAIA honors as a sophomore in 1980-81. Frerking was one of two sophomores invited to play on a 16-member NAIA National All-Star team that spent 10 weeks in Australia in the summer of 1981. While on that trip, he had the opportu-

nity to coach a pair of future NCAA stars, Luc Longley (who would later play for the Chicago Bulls in the NBA) and Stanford player and Australian Olympian, Andrew Vlahov.

Hunt bio:

Lee Hunt was chosen as the first Director of Athletics and head men's basketball coach to lead UMKC into the ranks of Division I. In 1986, UMKC began its journey to Division I status and at the forefront was Robert Lee Hunt, former Director of Athletics and men's head basketball coach. Hunt guided the Kangaroos to 113 wins during his tenure in Blue and Gold. As Athletics Director, he engineered UMKC's first conference affiliation. On the recruiting trail, Hunt was responsible for bringing in two of the top men's basketball student-athletes in school history in guards Ronnie Schmitz and Tony Dumas. Hunt led the Kangaroos in their first Division I game on Nov. 30, 1987, against Rice in front of 4,256 fans at Municipal Auditorium. The program's first win came in the third game of the season in a victory over Prairie View A&M, and the squad finished the inaugural Division I 1987-88 season with a 9-18 overall record. Following seven years as an Independent, Hunt oversaw UMKC as it joined the Mid-Continent Conference in 1994. Following the 1995-96 season, Hunt stepped down from his role as the head basketball coach. He then remained at the University until 1998, when he retired from his post as the Director of Athletics.

Jackson bio:

Michael Jackson was the first UMKC men's basketball player in school history to be selected as the Mid-Con Player and Newcomer of the Year, as he earned the accolade during the same season in 2000 as a sophomore. The three-time Mid-Con All-Conference selection (two-time first team) finished his career as the school record-holder in career blocks (138), while also netting 1,443 career points. In just three years, Jackson still managed to amass the fourth most points (1,443), sixth-most steals (124) and the most blocks in a career at UMKC. During those three years he also managed to attain all-conference recognition for his efforts whether it was for excellence on offense or defense.

Jones bio:

Willie Jones, who died June 11, 2005, played for the Kangaroos during the NAIA era. He was a three-time All-NAIA District 16 performer, and was the Kangaroos' second-leading career scorer during the NAIA period, recording 1,327 points (15.3 points per game). Jones was also UMKC's career NAIA leader in rebounding with 1,087 (12.5 per game). He was an integral part of UMKC's 1976-77 team that represented District 16 at the 1977 NAIA National Tournament



# KANSAS CITY MEN'S BASKETBALL

## RECORD BOOK

### UMKC Hall of Fame - Men's Basketball

at Kemper Arena in Kansas City, Mo. That season, Jones led the Kangaroos in shooting with 52.3 percentage. He posted a career 56.5 field goal percentage (504-of-892) and a 75.2 mark (319-424) from the free throw line. Jones, originally from Decatur, Ala., came to UMKC from Cullman Junior College in Alabama. He was also the leading scorer for a team of NAIA District 16 players that toured Latin America during the summer of 1977.

#### Rawlins bio:

A first-team All-Mid-Con selection in 1994-95, Darecko Rawlins was the first ever Kangaroo men's basketball player to earn all-conference honors. He earned a second-team All-Mid-Con selection in 1995-96 as well. He laid an assault on the record books, as he ranks second in school history with 639 career rebounds, ninth in points (1,078), third in blocks (99), fourth in free throws made (325), tied for seventh in steals (121) and 10th in field goals made (364). He also holds the school record with 19 career double-doubles, and tied for second with 22 games with double-figure rebounds. He led the team in scoring and rebounding in 1994-95, 1995-96 and in blocks from 1993 through 1996. During his career, he helped UMKC to wins over Colorado, Mississippi State, Creighton, Baylor and Texas Tech.

#### Robinson bio:

David Robinson, who was the first four-year letterwinner in the Division I era, posted 20, 20-point games and three 30-point contests during his Roo career. The seven footer, who led UMKC to wins over the likes of Cincinnati, Creighton and Texas A&M during his playing career, is the school record holder in career field goal percentage (.584), while ranking second in blocks (126) and fourth in double-doubles (11).

#### Ross bio:

Bill Ross, a former men's basketball coach and men's golf coach for the 'Roos, was the first men's basketball coach in school history during the 1969-70 season. Ross, who was inducted into the Missouri Sports Hall of Fame in 2007, also coached the men's golf program for 35 years, where he guided the squad to a pair of Mid-Con runner-up finishes. Ross also recruited and coached GCAA Honorable Mention All-America selection and 2008 UMKC Athletics Hall of Fame honoree Robert Russell. After coaching for four years from 1969 until the end of the 1972-73 season, the Kangaroos' first round ball coach turned the reins over to his assistant Darrell Corwin. In 1973, the coach stepped into the Assistant Athletics Director's shoes under Director of Athletics Ken Webster. Then in the 1980-81 season, UMKC Athletics' most versatile Kangaroo began building yet an-

other basketball squad, this time for the women. When it was up and running, again, he passed the position on to his assistant Nancy Norman.

#### Schmitz bio:

Ronnie Schmitz became UMKC's first student-athlete to have his number 24 retired on Jan. 28, 1995. The guard finished his career with 1,939 career points and 378 three-point field goals, ranking third and second in both categories, respectfully. He scored in double figures in 100 career games, which included a 51-point showing against U.S. International on March 4, 1991, which is the second highest single game total in school history. During the 1990-91 campaign, Schmitz finished second in the nation with 116 three-pointers, and he is one of just two Roo players to surpass the 50-point scoring plateau in a single game. In the 2018-19 NCAA Division I record book, Schmitz still ranks in the top 30 in NCAA history in career three pointers made (378) and in the top 25 in average made three-pointers per game (3.38).

#### Smith bio:

Dave Smith was an NAIA All-District 16 First-Team selection in the 1972-73 season, and earned NAIA All-America honorable mention honors that same season, making him the first All-American in UMKC history. He won the Jack Gant Outstanding Athlete Award, and was the team captain. He then served as an assistant men's basketball coach for eight seasons under Hall of Famer Darrell Corwin, as well as a dual role as Sports Information Director for a year. Since his days at UMKC, he has been the Executive Director of the Kansas City YMCA, served as President of the Kansas City, Missouri School Board, and as the President of the Boys and Girls Club of Greater Kansas City.

#### 1991-92 Team:

The 1991-92 program was the first 20-win team in the Division I era in school history. The team finished with a 21-7 overall record, still the best mark in school history to this day. The Roos beat Texas A&M twice during the season and also topped Baylor and Creighton. The Roos were not in a conference yet, and they played the likes of Cincinnati, Oklahoma State, Nebraska and Kansas State. The squad also had three of the best players in school history in Hall of Famers Ronnie Schmitz and David Robinson, as well as first-round NBA draft pick Tony Dumas. The team was coached by hall of famer Lee Hunt.



# KANSAS CITY MEN'S BASKETBALL

## RECORD BOOK

### Coaching Records

#### NAIA Playing Year (1969 - 1985)

Year	Coach	Overall	Pct	Conf	Pct
1969-70	Bill Ross	11-13	.458	--	--
1970-71	Bill Ross	14-16	.467	--	--
1971-72	Bill Ross	19-8	.704	--	--
1972-73	Bill Ross	15-11	.577	--	--
1973-74	Darrell Corwin	15-12	.556	--	--
1974-75	Darrell Corwin	21-7	.750	--	--
1975-76	Darrell Corwin	16-10	.615	--	--
1976-77	Darrell Corwin	21-9	.700	--	--
1977-78	Darrell Corwin	15-15	.500	--	--
1978-79	Darrell Corwin	17-11	.607	--	--
1979-80	Darrell Corwin	13-14	.481	--	--
<b>Corwin 7-Year Total</b>		<b>118-78</b>	<b>.602</b>	--	--
1980-81	Byron Lehman	7-16	.304	--	--
1981-82	Byron Lehman	11-13	.458	--	--
1982-83	Byron Lehman	10-16	.385	--	--
<b>Lehman 3-Year Total</b>		<b>28-45</b>	<b>.384</b>	--	--
1983-84	Bruce Carrier	23-13	.639	--	--
1984-85	Bruce Carrier	27-9	.750	--	--
<b>Carrier 2-Year Total</b>		<b>50-22</b>	<b>.694</b>	--	--
1985-86	Bill Ross	19-15	.559	--	--
<b>Ross 5-Year Total</b>		<b>78-63</b>	<b>.553</b>	--	--

**Kansas City MBB NAIA TOTALS (1969-85; 17 seasons)**  
**274-208 .568**

#### NCAA Division I Playing Years (1986 - present)

Year	Coach	Overall	Pct	Conf	Pct
1986-87	--	Did not field a team			
1987-88	Lee Hunt	9-18	.333	--	--
1988-89	Lee Hunt	9-18	.333	--	--
1989-90	Lee Hunt	13-15	.464	--	--
1990-91	Lee Hunt	15-14	.517	--	--
1991-92	Lee Hunt	21-7	.750	--	--
1992-93	Lee Hunt	15-12	.556	--	--
1993-94	Lee Hunt	12-17	.414	--	--
1994-95	Lee Hunt	7-19	.269	7-11	.389
1995-96	Lee Hunt	12-15	.444	10-8	.556
<b>Hunt 9-Year Total</b>		<b>113-135</b>	<b>.456</b>	<b>17-19</b>	<b>.472</b>
1996-97	Bob Sundvold	10-17	.370	7-9	.438
1997-98	Bob Sundvold	9-18	.333	7-9	.438
1998-99	Bob Sundvold	8-22	.267	3-11	.214
1999-00	Bob Sundvold	16-13	.552	10-6	.625
<b>Sundvold 4-Year Total</b>		<b>43-70</b>	<b>.381</b>	<b>27-35</b>	<b>.435</b>
2000-01	Dean Demopoulos	14-16	.467	9-7	.562
<b>Demopoulos 1-Year Total</b>		<b>14-16</b>	<b>.467</b>	<b>9-7</b>	<b>.562</b>
2001-02	Rich Zvosec	18-11	.621	7-7	.500
2002-03	Rich Zvosec	9-20	.310	7-7	.500
2003-04	Rich Zvosec	15-14	.517	9-7	.562
2004-05	Rich Zvosec	16-12	.571	12-4	.750
2005-06	Rich Zvosec	14-14	.500	11-5	.688
2006-07	Rich Zvosec	12-20	.375	6-8	.429
<b>Zvosec 6-Year Total</b>		<b>84-91</b>	<b>.480</b>	<b>52-38</b>	<b>.578</b>
2007-08	*Matt Brown	9-21	.300	4-12	.250
2008-09	*Matt Brown	5-24	.172	1-15	.063
*Two games later vacated in 2007-08 and two in 2008-09 due to League sanctions. Those four wins are removed from the records, but not recorded as losses					
2009-10	Matt Brown	12-18	.400	6-12	.333
2010-11	Matt Brown	16-14	.533	9-9	.500
2011-12	Matt Brown	10-21	.323	4-14	.200
2012-13	Matt Brown	8-24	.250	5-11	.313
<b>Brown 6-Year Total</b>		<b>60-122</b>	<b>.330</b>	<b>29-73</b>	<b>.284</b>
2013-14	Kareem Richardson	10-20	.333	7-9	.438
2014-15	Kareem Richardson	14-19	.424	8-6	.571
2015-16	Kareem Richardson	12-19	.387	4-10	.286
2016-17	Kareem Richardson	18-17	.514	8-6	.571
2017-18	Kareem Richardson	10-22	.313	5-9	.357
2018-19	Kareem Richardson	11-21	.355	6-10	.375
<b>Richardson 6-Year Total</b>		<b>75-118</b>	<b>.389</b>	<b>38-50</b>	<b>.432</b>

2019-20	Billy Donlon	16-14	.533	8-7	.533
2020-21	Billy Donlon	11-13	.458	7-7	.500
2021-22	Billy Donlon	19-12	.613	12-6	.667
<b>Donlon 3-Year Total</b>		<b>46-39</b>	<b>.541</b>	<b>27-20</b>	<b>.574</b>
2022-23	Marvin Menzies	11-21	.344	7-11	.389
<b>Menzies 1-Year Total</b>		<b>11-21</b>	<b>.344</b>	<b>7-11</b>	<b>.389</b>

#### Kansas City MBB NCAA TOTALS (1986-23; 37 seasons)

**446-612 .422 206-253 .449**

#### All-Time Kansas City MBB Totals (1969 - 2023; 54 seasons)

**720-820 .468**

#### Win Leader (NCAA era - since 1986)

Coach	Years	Wins
1. Lee Hunt	9	113
2. Rich Zvosec	6	84
3. Kareem Richardson	6	75
4. Matt Brown	6	60
5. Billy Donlon	3	27

#### Highest Win Percentage (NCAA era - since 1986)

Coach	Years	Win Percentage
1. Billy Donlon	3	.541
2. Rich Zvosec	6	.480
3. Dean Demopoulos	1	.467
4. Lee Hunt	9	.456
5. Kareem Richardson	6	.388

#### All-Time Winningest Head Coaches (since 1969)

Coach	Years	Wins
1. Darrell Corwin	7	118
2. Lee Hunt	9	113
3. Rich Zvosec	6	84
4. Bill Ross	5	78
5. Kareem Richardson	6	75

#### All-Time Highest Win Percentage (since 1969)

Coach	Years	Win Percentage
1. Bruce Carrier	2	.694
2. Darrell Corwin	7	.602
3. Bill Ross	5	.553
4. Billy Donlon	3	.541
5. Rich Zvosec	6	.480

#### Most League Victories (since 1969)

Coach	Years	Wins
1. Rich Zvosec	6	52
2. Kareem Richardson	6	38
3. Matt Brown	6	29
4. Bob Sundvold	4	27
Billy Donlon	3	27



# KANSAS CITY MEN'S BASKETBALL

## RECORD BOOK

### Year-by-Year Results

#### 1969-70 • Record: 11-13 • Coach: Bill Ross

N22	Rockhurst	L	78-85
N25	vs. Graceland	W	73-55
N28	Park	W	83-56
N29	Minnesota-Morris	W	80-70
D2	at Missouri Western	L	83-86
D5	Bethany	W	99-61
D6	at Baker	L	76-90
D8	at Missouri Valley	L	68-83
D13	at St. Mary's/Plains	L	76-95
D16	Missouri Southern	W	75-68
J2	vs. Tarkio (N)	L	83-88 (OT3)
J3	vs. Concordia (Neb.)	W	120-83
J6	vs. William Jewell	L	72-74
J13	Missouri Western	W	78-66
J23	at Sacred Heart-Wich.	L	66-93
J24	at Southwest Baptist	W	80-74
J29	Missouri Valley (N)	L	79-80
F6	at Graceland	L	77-82
F7	at Missouri Southern	L	70-79
F9	Southwest Baptist	L	73-80
F14	at Park	W	76-65
F17	Sacred Heart-Wich.	W	91-84
F26	at SIU-Edwardsville	L	77-97
F28	at Chicago	W	89-61

#### 1970-71 • Record: 14-16 • Coach: Bill Ross

N20	Rockhurst	L	91-99
N27	at Park	W	99-85
N28	Graceland	W	89-84
D2	SW Minnesota State	L	81-92
D4	at Bethany	L	77-79
D5	at College of Emporia	L	77-91
D7	at Missouri Valley	W	84-83
D11	Baker	W	87-81
D12	St. Mary's (Calif.)	W	67-64
D16	at Missouri Western	L	84-106
D21	vs. Ottawa	L	70-76
D22	vs. Doane (Neb.)	W	98-94
D28	vs. W. Colorado State	W	96-91
D29	at Chadron State	L	88-101
D30	vs. John F. Kennedy	W	109-99
J4	Missouri Valley	W	83-74
J9	College of Emporia	W	83-77
J20	at Drake	L	73-130
J22	at Missouri Southern	L	64-94
J23	at Southwest Baptist	L	64-81
J25	Kansas State-Emporia	L	72-89
F3	at Graceland	L	83-86
F6	Southwest Baptist	L	69-79
F8	Park	W	97-84
F11	at Denver Metro State	W	93-84
F12	at Colorado College	L	81-93
F16	at William Jewell	L	81-90
F19	Missouri Western	W	73-71
F23	Missouri Southern	L	78-94
F26	Denver Metro State	W	118-71

#### 1971-72 • Record: 19-8 • Coach: Bill Ross

N23	MidAmerica Nazarene	W	94-73
N26	George Williams	W	107-76
N27	Graceland	W	100-77
D2	Missouri Western	W	74-71
D4	Rockhurst	W	93-84
D7	Ottawa	W	73-67
D10	at Graceland	L	66-67
D11	at SW Minnesota State	L	75-86
D15	Denver Metro State	W	118-81
D18	at Ottawa	W	81-64
J4	at Baker	W	94-78
J8	Benedictine	L	88-98
J11	William Jewell	L	73-83
J15	Westminster	W	73-68
J18	at MidAmerica Nazarene	W	99-81
J22	Marymount	L	72-74
J24	at Kansas State-Emp.	L	62-85
J28	at Denver Metro State	W	96-82
J29	at Colo. Sch. of Mines	W	105-96
F1	Park	W	68-66
F5	SIU-Edwardsville	W	92-85
F8	at Westminster	L	57-77
F14	at SIU-Edwardsville	W	77-75
F16	at Missouri Western	L	93-107
F19	Southwest Baptist	W	98-95
F23	Missouri Valley	W	112-88
F25	at Park	W	88-77

#### 1972-73 • Record: 15-11 • Coach: Bill Ross

N21	at Missouri Valley	W	102-68
N28	at Culver-Stockton	L	68-84
D1	Ottawa	W	88-76
D2	Colo. School of Mines	W	89-76
D4	SW Minnesota State	W	97-75
D9	Rockhurst	L	90-99
D11	at N.W. Missouri State	L	80-93
D15	at Ottawa	W	102-85
D22	Baker	W	79-65
J4	Colorado College	W	106-70
J6	Benedictine	W	68-65 (OT)
J11	at Austin College	W	83-79
J13	at Texas Wesleyan	L	75-84
J16	Nebraska Wesleyan	W	90-66
J19	MacMurray	W	86-73
J20	Morningside	W	67-65
J23	at Missouri Western	L	75-107
J27	at Marymount	L	71-104
J30	Drury	L	64-79
F3	Emporia State	W	96-93
F6	at William Jewell	W	79-78 (OT)
F10	Culver-Stockton	L	56-72
F16	at Drury	L	74-88
F17	at Southwest Baptist	L	72-80
F23	Westminster	W	77-67
F28	Missouri Western	L	69-79

#### 1973-74 • Record: 15-12 • Coach: Darrell Corwin

N23	vs. Southwest Baptist	L	89-99
N24	vs. Evangel	L	73-74
N27	Missouri Valley	W	96-63
N30	at Ottawa	W	83-60
D1	vs. Rockhurst	L	74-84 (OT)
D7	at Morningside	L	70-72
D8	at SW Minnesota State	W	81-78 (OT)
D10	at Culver-Stockton	W	83-75 (OT)
D21	Central Methodist	W	76-58
D22	NW Missouri State	W	65-55
D26	vs. SW Minnesota State	W	74-61
D27	vs. Nebraska Wesleyan	W	88-87
J10	at Marymount	L	62-74
J16	Missouri Southern	L	58-73
J19	Benedictine	L	62-72
J23	Drury	L	65-68
J25	at MacMurray	W	91-85
J28	at Emporia State	L	64-77
F1	Austin College	W	92-80
F2	Evangel	W	87-79
F7	at Westminster	W	82-66
F9	Culver-Stockton	W	90-76
F11	Marymount	L	60-77
F16	Southwest Baptist	W	72-70
F19	William Jewell	W	83-66
F22	at Missouri Southern	L	52-65
F23	at Drury	L	56-86

#### 1974-75 • Record: 21-7 • Coach: Darrell Corwin

N23	Evangel	W	86-63
N26	Missouri Valley	W	89-70
N30	Ottawa	W	115-66
D3	Westminster	W	107-67
D7	vs. Rockhurst	W	74-73
D10	Culver-Stockton	W	107-90
D14	NW Missouri State	L	67-69
D19	at Grand Canyon	L	58-70
D21	NW Missouri State	W	102-61
D27	Kearney State	L	87-91
D28	Kansas Wesleyan	W	101-86
J6	Missouri Baptist	W	101-55
J8	Central Missouri State	W	100-97
J16	Southwest Baptist	L	80-93
J18	Drury	L	70-75
J21	Benedictine	W	74-56
J25	at School of the Ozarks	W	105-61
J28	Emporia State	W	84-63
F1	Drury	W	74-73 (OT)
F3	at Washburn	W	69-64
F5	at Missouri Southern	W	85-74
F8	at Culver-Stockton	W	86-71
F11	William Jewell	W	84-65
F15	Southwest Baptist	W	100-76
F18	Evangel	W	85-67
F22	at Missouri Southern	W	77-63
F25	vs. Missouri Southern	L	83-86
NAIA District 16 Semifinals			
M3	vs. William Jewell	L	62-64



# KANSAS CITY MEN'S BASKETBALL

## RECORD BOOK

### Year-by-Year Results

#### 1975-76 • Record: 16-10 • Coach: Darrell Corwin

N25 Missouri Valley	W	92-76
N28 Ottawa	W	78-70
N29 Lincoln	L	72-77
D2 at Westminster	W	86-66
D6 at Rockhurst	W	86-80
D13 NW Missouri State	W	104-90
D20 Central Missouri State	L	80-81
J2 Arkansas College	W	87-82
J10 at Chicago State	L	87-94
J13 at Central Missouri State	W	66-62
J17 Evangel	W	91-70
J20 vs. Benedictine	L	67-69
J22 Rockhurst	L	55-69
J24 Southwest Baptist	L	89-98
J27 at Emporia State	W	75-74 (2OT)
J29 William Jewell	W	86-71
J31 Drury	L	72-79
F2 at Washburn	L	65-69
F5 Missouri Southern	W	83-64
F7 at Evangel	W	83-67
F13 at School of the Ozarks	W	91-52
F14 at Southwest Baptist	L	65-76
F19 at Drury	W	82-73
F21 at Missouri Southern	W	89-73
F24 Missouri Western	W	88-86 (OT)
NAIA District 16 Semifinals		
F28 vs. Rockhurst	L	78-80

#### 1976-77 • Record: 21-9 • Coach: Darrell Corwin

N23 at Missouri Valley	W	110-75
N26 Graceland	W	127-90
N27 Nebraska Wesleyan	W	97-76
N29 Westminster	W	115-69
D1 at Lincoln	L	87-97
D4 at Southern Illinois	L	78-96
D7 at Central Missouri State	W	91-69
D9 at NW Missouri State	W	83-75
D11 vs. Rockhurst	W	81-71
D18 Evangel	W	78-67
J8 Nebraska-Omaha	L	75-90
J11 Central Missouri State	W	79-67
J13 at California-Irvine	L	69-79
J14 at Occidental	W	77-67
J18 Missouri Southern	W	83-76
J20 vs. Benedictine	W	92-88
J22 at Southwest Baptist	W	84-81
J27 at Evangel	W	93-82
J29 at Drury	L	87-96
F2 at Missouri Southern	W	82-74
F5 at Nebraska-Omaha	W	102-96
F8 at William Jewell	W	66-64
F12 at Rockhurst	L	68-71
F15 Culver-Stockton	L	79-80
F17 Drury	W	77-68
F19 Chicago State	L	101-103 (OT)
F22 Southwest Baptist	W	106-83
NAIA District 16 Tournament		
M1 vs. Rockhurst	W	68-66
M2 vs. Missouri Southern	W	88-79
NAIA National Tournament		
M7 vs. Grand Valley State	L	88-94

#### 1977-78 • Record: 15-15 • Coach: Darrell Corwin

N17 Central Arkansas	W	78-68
N26 at Missouri-St. Louis	W	94-89
N28 NW Missouri State	W	82-75
D3 at Rockhurst	L	74-76
D5 at Central Missouri State	L	90-93
D9 at Grand Canyon	L	70-75
D10 at Northern Arizona	L	79-92
D17 Emporia State	L	99-101
J2 at South Alabama	L	75-82
J7 at Arkansas-Little Rock	L	85-94
J10 Central Missouri State	L	90-94
J13 SW Missouri State	L	76-88
J14 Southwest Baptist	W	83-54
J18 at Murray State	W	92-85
J21 at Marymount	L	67-75
J26 Culver-Stockton	W	88-64
J28 Drury	L	81-84
J31 Missouri Southern	W	85-82
F2 at Evangel	W	72-66
F4 at Southwest Baptist	W	106-64
F7 William Jewell	W	77-60
F10 SIU-Edwardsville	W	84-79
F11 Arkansas-Little Rock	L	67-68
F14 at Missouri Southern	L	73-75
F16 Drury	L	78-81
F18 Missouri-St. Louis	W	77-66
F21 at Missouri Western	W	68-67
F24 vs. Benedictine	W	88-71
NAIA District 16 Tournament		
M4 William Jewell	W	87-67
M6 vs. Missouri Southern	L	80-88

#### 1978-79 • Record: 17-11 • Coach: Darrell Corwin

N21 St. Mary's of the Plains	W	84-67
N24 vs. Missouri-Rolla	W	92-70
N25 vs. Benedictine	W	77-69
N28 at NW Missouri State	L	80-82 (2OT)
D1 Missouri-St. Louis	W	96-69
D5 at Central Missouri St.	W	98-84
D9 Rockhurst	L	82-84
D12 at Memphis State	L	82-88
D13 at Southern Mississippi	L	100-107
D15 Nebraska Wesleyan	W	91-61
D16 Arkansas-Pine Bluff	L	75-79
D18 SIU-Edwardsville	W	109-86
J2 SW Missouri State	W	93-83
J9 Central Missouri State	L	83-92
J20 Evangel	W	67-64
J23 at Emporia State	W	88-73
J27 Drury	L	74-92
J30 at Missouri Southern	W	83-75
F3 Southwest Baptist	W	83-59
F6 at William Jewell	W	86-81
F12 at Missouri-St. Louis	W	92-74
F13 at SIU-Edwardsville	L	67-73
F17 at Drury	L	94-98 (OT)
F20 Missouri Western	L	74-76 (OT)
F22 at Southwest Baptist	W	90-85
F25 IUPUI	W	101-65
NAIA District 16 Tournament		
M3 William Jewell	W	75-63
M5 vs. Rockhurst	L	67-74

#### 1979-80 • Record: 13-14 • Coach: Darrell Corwin

N23 Park	W	104-77
N30 vs. Missouri-St. Louis	W	91-73
D1 at Missouri-Rolla	L	84-104
D4 at Drake	L	93-117
D5 at Iowa State	L	82-121
D8 at Rockhurst	L	86-100
D10 at SW Missouri State	L	54-86
D17 Central Missouri State	L	85-96
J2 at Missouri-St. Louis	L	64-66
J3 at SIU-Edwardsville	L	83-104
J9 NW Missouri State	L	75-78
J14 William Jewell	W	99-92
J16 at Central Missouri State	L	89-105
J18 IUPUI	W	77-56
J19 Avila	W	84-75
J22 Emporia State	W	90-74
J26 Drury	L	94-99
J28 at Evangel	W	81-80
F2 Avila	L	74-82
F5 at Missouri Western	L	72-74
F9 at IUPUI	W	95-90 (OT)
F12 Drury	W	84-71
F15 Missouri Baptist	W	96-82
F20 Missouri Southern	W	112-80
F23 Missouri-St. Louis	W	82-75
NAIA District 16 Tournament		
M1 Drury	W	91-89
M3 vs. Southwest Baptist	L	73-88

#### 1980-81 • Record: 7-16 • Coach: Byron Lehman

N25 Tarkio	W	75-63
N28 Graceland	L	72-81
N29 Missouri-St. Louis	L	54-74
D2 at NW Missouri State	W	67-65
D6 at Rockhurst	L	41-45
D9 Park	L	60-63
D13 at Central Missouri State	L	68-77
D19 at San Diego	L	43-81
D22 at California-Irvine	L	71-110
J10 SIU-Edwardsville	L	59-77
J11 vs. Avila	L	37-40
J15 Rockhurst	L	58-59
J17 Drury	W	71-70
J20 at Emporia State	W	75-72
J24 Evangel	W	46-43
J26 at William Jewell	W	82-72
J29 at Avila	L	55-60
F4 at Missouri-St. Louis	L	40-46
F6 at SIU-Edwardsville	L	54-70
F11 at Missouri Southern	L	57-79
F12 at Drury	L	48-76
F19 at Evangel	L	46-52
F23 Baker	W	83-74



# KANSAS CITY MEN'S BASKETBALL

## RECORD BOOK

### Year-by-Year Results

**1981-82 • Record: 11-13 • Coach: Byron Lehman**

N20	Pittsburg State	W	63-61 (OT)
N21	Benedictine	W	62-53
N24	William Jewell	W	60-50 (OT)
N28	at Murray State	L	61-66
N30	at SIU-Edwardsville	W	71-57
D5	at Missouri Western	L	64-88
D8	NW Missouri State	L	61-63
D12	Central Missouri State	L	54-56
D17	at Drake	L	54-68
D19	SW Missouri State	L	67-79
J9	at Rockhurst	L	37-55
J16	at Graceland	L	54-58
J19	at Ottawa	W	53-50
J26	at Baker	W	85-73
J28	at Avila	L	59-60 (OT3)
J30	Drury	L	58-65
F4	Evangel	W	86-55
F6	SIU-Edwardsville	W	73-62 (OT)
F10	Missouri Western	L	50-56
F14	Rockhurst	L	40-58
F17	at Drury	W	65-64
F18	at Evangel	W	73-49
F20	Avila	W	65-56
NAIA District 16 Tournament			
F27	at Drury	L	57-70

**1982-83 • Record: 10-16 • Coach: Byron Lehman**

N20	Missouri Western	W	62-58
N23	Ottawa	W	92-77
N24	at SE Missouri State	L	65-75
N27	at UAB	L	60-80
N29	at Evansville	L	42-52
D4	at Rockhurst	L	62-79
D8	at Nebraska	L	50-69
D11	Central Methodist	W	85-78
D13	at Central Missouri State	L	49-54
J7	Harris-Stowe	W	84-44
J8	Avila	W	70-64
J10	at William Jewell	L	56-69
J12	at Peru State	W	61-53
J15	at Quincy	L	52-66
J17	at Central Methodist	L	63-72
J19	Peru State	W	89-78
J23	Quincy	W	81-74
J27	at Avila	L	54-65
F3	Evangel	W	69-44
F5	at NW Missouri State	L	75-77 (OT)
F7	SE Missouri State	L	60-70
F11	at Drury	L	52-54
F14	Rockhurst	W	70-62
F19	at Evangel	L	64-66
F24	Baker	L	60-62
F26	Drury	L	52-56(OT)

**1983-84 • Record: 23-13 • Coach: Bruce Carrier**

N17	Harris-Stowe	W	50-49 (OT)
N19	Missouri-St. Louis	L	65-71
N22	at Central Methodist	W	50-45 (2OT)
N26	at Murray State	L	49-80
N28	at Southern Illinois	L	60-79
D1	at Ottawa	L	64-75
D3	at Rockhurst	W	24-23
D8	William Jewell	W	38-34
D10	Avila	W	61-48
D13	Central Missouri State	L	24-26
D16	Central Methodist	W	70-46
D19	Kansas Newman	W	75-53
D23	at Tulsa	L	76-104
D28	Black Hills State	W	80-54
D29	Westmar	W	67-43
J5	MidAmerica Nazarene	W	80-76
J6	at William Jewell	W	60-56
J7	Emporia State	L	79-81 (OT)
J10	at Loyola Marymount	L	54-57
J12	at Pepperdine	L	73-84
J14	at St. Mary's (Calif.)	L	54-57
J17	Nebraska Wesleyan	L	46-52
J23	at Lincoln	W	61-56
J28	at Drury	L	40-54
J30	Lincoln	W	80-67
F4	Quincy	W	41-40
F6	Rockhurst	W	56-40
F8	at Harris-Stowe	W	79-52
F11	at Quincy	W	83-75
F15	Drury	W	51-46
F18	at Avila	W	51-44
F23	at Baker	W	77-57
F25	Peru State	W	76-63
NAIA District 16 Tournament			
M3	William Jewell	W	76-60
M5	Missouri Southern	W	67-61
M7	Missouri Western	L	60-62

**1984-85 • Record: 27-9 • Coach: Bruce Carrier**

N17	at Benedictine	W	62-52
N19	Park	W	81-48
N21	at Central Methodist	W	64-37
N23	at NW Missouri State	L	52-53
N30	at Southern Illinois	L	53-64
D1	at Evansville	L	47-50
D4	Central Methodist	W	58-45
D6	at Lincoln	L	63-67
D8	at Avila	W	50-49 (OT)
D10	at Missouri Baptist	W	59-43
D13	Southwest Baptist	W	56-42
D15	at William Jewell	L	46-53
D18	Belhaven	W	57-45
D20	Harris-Stowe	W	78-45
D28	Tarkio	W	87-58
D29	Arkansas College	W	72-57
J5	Southwest Baptist	W	60-49
J10	vs. Park	W	59-36
J11	vs. Avila	W	55-45
J12	at William Jewell	L	38-58
J15	at Nebraska Wesleyan	L	53-60
J18	Midwestern State	W	76-63
J21	MidAmerica Nazarene	W	74-53
J23	Rockhurst	W	50-48
J26	Drury	W	65-64 (OT)
J28	at Park	W	64-48
F2	Benedictine	W	54-47
F5	at Rockhurst	L	49-50
F9	at Drury	W	53-51
F12	at Missouri Western	W	50-44
F14	Missouri Baptist	W	85-66
F16	Avila	W	54-52
F19	Harris-Stowe	W	76-57
F22	Lincoln	W	59-50
F26	at MidAmerica Nazarene	W	64-61
NAIA District 16 Tournament			
F28	Culver-Stockton	L	43-44



# KANSAS CITY MEN'S BASKETBALL

## RECORD BOOK

### Year-by-Year Results

#### 1985-86 • Record: 19-15 • Coach: Bill Ross

N15	at Missouri Western	L	71-80
N19	at Fort Hays State	L	72-82
N23	Drury	L	64-81
N27	Avila	W	91-88 (OT)
N30	at NW Missouri State	L	78-82
D5	William Jewell	W	78-72
D7	Westminster	W	88-71
D9	at Midwestern State	L	57-79
D19	Paul Quinn	W	79-69
D20	Bethany Nazarene	W	71-69
D21	at Washburn	L	54-58
D28	Harris-Stowe	W	98-36
D29	Mount Mercy	W	85-71
D30	at Drake	L	63-97
J3	at SE Missouri State	L	60-70
J4	Alabama-Huntsville	W	89-62
J8	Pittsburg State	L	62-67
J9	Park	W	56-51
J10	MidAmerica Nazarene	W	96-84
J16	at Southwest Baptist	W	66-65
J20	MidAmerica Nazarene	L	74-82
J22	at Rockhurst	L	66-67
J24	Southwest Baptist	W	59-57
J27	Rockhurst	W	70-68
J30	at Benedictine	W	84-65
F1	at Drury	L	55-64
F4	Missouri Western	W	82-65
F11	at Central Missouri State	L	64-67
F15	at Avila	L	60-71
F17	Missouri Baptist	W	82-71
F22	Benedictine	W	84-70
F24	Fort Hays State	W	83-78
F25	at MidAmerica Nazarene	W	115-97
NAIA District 16 Tournament			
M1	at Missouri Western	L	68-91

#### 1986-87

Did Not Field Team

#### 1987-88 • Record: 9-18 • Coach: Lee Hunt

N30	Rice	L	60-62
D2	at Kansas State	L	54-81
D12	Prairie View A&M	W	77-62
D19	Louisiana Tech	L	58-70
D30	at San Diego	L	60-69
D31	at American International	W	70-68
J2	Tennessee-Chattanooga	L	55-64
J3	Jackson State	L	55-59
J4	Alcorn State	L	59-62
J7	Arkansas State	L	58-75
J9	Texas-Pan American	L	58-59
J16	at Tennessee Tech	L	54-56
J18	Tennessee State	L	68-74
J25	Oklahoma State	L	67-72
J28	Centenary	L	75-88
J30	Ball State	L	56-62
F1	at Creighton	L	45-60
F2	Mississippi Valley State	W	73-58
F6	Florida International	W	84-74
F8	Morehead State	W	81-77
F13	American International	W	87-68
F15	at Texas-Pan American	W	83-80
F22	at Louisiana Tech	L	71-83
F27	at Ball State	L	71-76
F29	at Arkansas State	L	68-82
M2	South Alabama	W	85-83
M5	at Florida International	W	79-76

#### 1988-89 • Record: 9-18 • Coach: Lee Hunt

N26	Denver	W	75-58
D3	at St. Louis	L	51-67
D5	Tennessee Tech	L	55-58
D10	at Tulsa	L	49-61
D17	Kansas State	L	57-83
D19	at Oklahoma State	L	78-109
D21	Morehead State	W	67-65
D28	at Cincinnati	W	63-58
D30	Texas Southern	W	77-76
J4	Grambling State	W	80-65
J7	Cleveland State	L	61-87
J9	Texas-Pan American	L	54-56
J11	Arkansas State	L	58-80
J16	at Tennessee State	W	69-59
J23	Samford	W	77-51
J28	at Northern Illinois	L	78-90
J30	at Arkansas State	L	50-69
F4	Chicago State	L	63-71
F6	Wisconsin-Milwaukee	L	67-72
F8	at Grambling State	L	71-79
F13	at American International	L	96-102 (OT)
F18	at South Alabama	L	72-91
F22	at Texas-Pan American	L	59-62
F25	at American	L	75-80
M1	Alcorn State	W	92-68
M4	at Youngstown State	W	77-74
M6	at Cleveland State	L	61-99

#### 1989-90 • Record: 13-15 • Coach: Lee Hunt

N25	at Nebraska	L	76-91
N30	MacMurray	W	89-55
D1	San Francisco State	W	94-72
D6	at Kansas State	L	57-78
D9	Wisconsin-Green Bay	L	59-64
D11	Tulsa	L	75-85
D16	Western Illinois	W	84-73
D18	Creighton	L	86-106
D21	American	L	71-76
D29	Stanford&	L	50-70
D30	Texas-Pan American&	L	53-60
J3	Mississippi Valley State	W	81-62
J6	at Air Force	L	65-71
J8	Tennessee State	W	100-85
J10	Texas-Pan American	W	77-75
J13	Northern Illinois	W	69-51
J18	Wisconsin-Milwaukee	W	93-80
J22	Youngstown State	W	81-72
J27	at Western Illinois	L	60-74
J31	at SW Missouri State	L	69-86
F3	at Rice	L	80-87
F5	at Texas-Pan American	L	78-79
F12	at Samford	W	109-77
F17	American International	W	109-91
F21	at Alcorn State	W	72-69
F26	at Wisconsin-Green Bay	L	66-83
M5	Alcorn State	W	96-87
M7	at Chicago State	L	84-88

& Played in Kemper Arena (Kansas City, Mo.)

#### 1990-91 • Record: 15-14 • Coach: Lee Hunt

N23	vs. Wisconsin-Eau Claire&	L	62-81
N24	vs. Carleton (Minn.)&	W	76-64
N29	Southern California	W	88-69
D1	Texas-Pan American	W	88-82
D3	at Jackson State	L	62-71
D8	Tennessee Tech	W	87-78
D10	Air Force	W	74-53
D12	SW Missouri State	L	51-65
D15	Northeastern Illinois	W	93-81
D17	Denver	W	101-73
D29	at Wisconsin-Milwaukee	L	88-95
J2	Oklahoma State	L	67-84
J5	Wright State	L	90-98
J7	at Western Kentucky	L	75-91
J9	No. 18 Nebraska	L	78-97
J12	at Northeastern Illinois	W	77-69
J15	Kansas State	L	62-76
J19	at Wright State	L	90-101
J21	at Kansas State	L	62-86
J23	Eastern Kentucky	W	83-73
J26	at Florida International	W	79-72
F2	at Tennessee State	W	83-79
F6	Jackson State	W	76-73
F9	at Tennessee Tech	L	74-84
F16	at Eastern Kentucky	L	76-83
F18	American International	W	95-85
F23	Florida International	W	104-54
F25	at Texas-Pan American	L	75-87
M4	at American International	W	128-119

& Played in Civic Auditorium (Hilo, Hawaii)



# KANSAS CITY MEN'S BASKETBALL

## RECORD BOOK

### Year-by-Year Results

#### 1991-92 • Record: 21-7 • Coach: Lee Hunt

N25 Biola	W	68-65
N29 vs. Nicholls State&	W	88-58
N30 vs. Cleveland State&	W	73-67
D4 Texas-Pan American	W	92-80
D11 at SW Missouri State	L	64-77
D14 Mississippi Valley State	W	84-68
D16 Cincinnati	L	61-65
D18 Jackson State	W	86-74
D21 *at Texas-Pan American	L	55-56
D30 at Texas A&M	W	85-79 (OT)
J4 Wisconsin-Milwaukee	W	82-74
J6 Western Illinois	W	77-46
J9 Southern Calif. College	W	116-78
J11 at Oklahoma State	L	58-86
J16 at Jackson State	L	66-76
J20 at Nebraska	L	71-74
J25 at Wisconsin-Milwaukee	W	81-58
J29 at Kansas State	L	53-72
F1 Baylor	W	75-61
F3 Tennessee State	W	74-56
F5 Colo.-Colorado Springs	W	97-47
F10 Creighton	W	79-68
F13 at Western Illinois	L	70-91
F17 at Chicago State	W	88-74
F22 Texas A&M	W	63-42
F24 Chicago State	W	107-57
M1 Northeastern Illinois	W	82-68
M4 at Northeastern Illinois	W	77-66

& Played at Show Me Center (Cape Girardeau, Mo.)

\* Texas-Pan American later forfeited game due to NCAA violation, therefore counts as a win

#### 1992-93 • Record: 15-12 • Coach: Lee Hunt

D1 SW Missouri State	L	44-47
D5 at Wichita State	L	56-63
D8 Texas Wesleyan	W	97-61
D11 California-Irvine&	W	86-85
D12 No. 2 Kansas&	L	62-108
D18 Kansas State	L	64-66
D21 Florida Tech	W	68-55
D23 Morehead State	W	115-79
D30 at Baylor	L	87-98
J2 Colorado	W	63-59
J4 Middle Tennessee	W	73-65
J6 at Mississippi Valley St.	L	69-85
J9 Nebraska	L	65-66
J11 Washington (Mo.)	W	101-62
J16 Chicago State	W	106-76
J20 at Colorado	L	66-88
J23 at Tennessee State	L	71-84
J27 at Wisconsin-Milwaukee	L	57-73
J30 at Morehead State	W	83-75
F1 Wisconsin-Milwaukee	W	99-77
F6 at St. Louis	L	70-78
F8 at Creighton	L	79-88
F13 at Chicago State	W	83-69
F15 Grand View	W	99-78
F18 at Northeastern Illinois	W	94-64
F23 Mississippi State	W	89-87 (OT)
F27 Northeastern Illinois	W	96-80

& Played in Kemper Arena (Kansas City, Mo.)

#### 1993-94 • Record: 12-17 • Coach: Lee Hunt

N27 at SW Missouri State	L	62-75
N29 Creighton	W	82-57
D3 vs. Northeast Louisiana&	W	94-83
D4 at Montana&	L	72-97
D6 Southwest Texas State	L	54-55
D10 at Hawaii%	L	54-72
D11 vs. Tennessee State%	L	67-82
D18 at Middle Tennessee	L	67-82
D22 Kansas State	L	66-70
D28 Baylor	W	74-71
D31 USC	L	66-67
J4 Wichita State	W	68-48
J6 Montana	L	54-56
J8 Texas Tech	W	78-70
J12 at Colorado	L	76-84
J15 at Nebraska	L	71-92
J22 at Chicago State	W	84-81
J25 at Texas Tech	L	69-96
J29 Saint Louis	L	71-83
F2 at Mississippi State	L	61-83
F5 at Northeastern Illinois	W	86-85
F7 Chicago State	W	95-85
F9 Washington (Mo.)	W	81-75
F12 Oral Roberts	W	73-69
F14 at SW Texas State	L	58-78
F16 Northeastern Illinois	W	90-79
F19 Southern Utah	W	77-68
F22 at Kansas State	L	58-71
M5 at Southern Utah	L	79-82

& KYLT Coca-Cola Classic (Missoula, Mont.)

% United Airlines Tip-Off Tournament (Honolulu, Hawaii)

#### 1994-95 • Record: 7-19, Mid-Continent 7-11 (7th)

##### Coach: Lee Hunt

N26 SW Missouri State	L	57-70
N29 • Buffalo	L	67-68
D2 at Kansas State	L	48-80
D7 at St. Louis	L	68-95
D17 at Creighton	L	61-75
D20 at USC	L	74-82
J3 • Eastern Illinois	L	57-65
J5 • Valparaiso	W	72-60
J7 • at Western Illinois	L	74-79
J11 Colorado	L	92-100
J14 • at Chicago State	W	89-73
J16 • at Northeastern Illinois	W	68-60
J18 Nebraska	L	60-63
J21 • at Buffalo	L	68-77
J23 • at Youngstown State	L	52-67
J28 • C. Connecticut State	W	77-69
J30 • Troy State	L	93-94
F1 at Baylor	L	89-92
F4 • at Valparaiso	L	57-78
F6 • at Eastern Illinois	L	63-76
F11 • Western Illinois	L	69-71
F18 • Northeastern Illinois	W	78-77
F20 • Chicago State	W	91-64
F23 • Youngstown State	L	63-69
F27 • at Troy State	L	58-77
M1 • at C. Connecticut State	W	74-68

• Mid-Continent Conference game

#### 1995-96 • Record: 12-15, Mid-Continent 10-8 (T3rd)

##### Coach: Lee Hunt

N24 at Montana	L	60-70
N28 Baylor	W	70-55
D9 St. Louis	L	74-82 (20T)
D22 Kansas State	L	54-69
D28 Creighton	W	72-70 (OT)
J2 • at C. Connecticut State	W	66-59
J4 • at Troy State	L	89-90
J6 • Buffalo	L	43-48
J8 • Youngstown State	L	55-66
J13 • Western Illinois	W	80-60
J17 at Nebraska	L	69-87
J20 • at Chicago State	L	66-77
J22 • at Northeastern Illinois	W	83-79
J27 • Valparaiso	L	57-65
J29 • Eastern Illinois	L	54-56
F3 • at Youngstown State	W	69-59
F5 • at Buffalo	W	72-63
F10 at Colorado	L	55-84
F12 • at Western Illinois	L	67-72
F14 at Oral Roberts	L	59-70
F17 • Northeastern Illinois	W	57-55
F19 • Chicago State	W	99-73
F22 • at Eastern Illinois	W	82-73
F24 • at Valparaiso	L	57-69
F27 • Troy State	W	120-95
F29 • C. Connecticut State	W	79-69

Mid-Con Tournament (Moline, Ill.)

M3 vs. #6 C. Connecticut State L 83-89

• Mid-Continent Conference game

#### 1996-97 • Record: 10-17, Mid-Continent 7-9 (6th)

##### Coach: Bob Sundvold

N22 at Kansas State	L	53-73
N25 at Creighton	L	68-70
N27 Southwest State	W	87-64
D3 at Baylor	L	71-79 (OT)
D7 at Saint Louis	W	74-53
D11 Nebraska	L	64-76
D14 Monmouth (Ill.)	W	84-63
D20 Texas A&M	L	73-74 (OT)
D28 Colorado	L	61-82
D30 Northern Iowa	L	59-84
J2 • Western Illinois	W	80-73
J4 • Valparaiso	L	66-81
J6 • at Troy State	W	103-86
J11 • at Buffalo	L	62-80
J13 • at Youngstown State	W	73-71 (OT)
J18 • at Chicago State	W	64-63
J20 • at Northeastern Illinois	W	87-84
J27 • at C. Connecticut State	L	46-60
F1 • Troy State	L	81-87
F6 • Youngstown State	L	59-68
F8 • Buffalo	W	85-74 (20T)
F10 • Northeastern Illinois	W	83-70
F12 • Chicago State	L	82-97
F15 • C. Connecticut State	L	67-72
F22 • at Valparaiso	L	63-90
F24 • at Western Illinois	L	62-90

Mid-Con Tournament (Moline, Ill.)

M2 vs. #4 Northeastern Ill. L 48-75

• Mid-Continent Conference game



# KANSAS CITY MEN'S BASKETBALL

## RECORD BOOK

### Year-by-Year Results

**1997-98 • Record: 9-18, Mid-Continent 7-9 (6th)**

**Coach: Bob Sundvold**

N14	at Creighton	L	59-81
N22	at Texas-San Antonio	L	81-82
N24	at Texas A&M	L	61-102
N26	Doane	W	74-62
D1	at Northern Iowa	L	61-79
D3	Kansas State	L	50-71
D6	• Youngstown State	L	60-75
D10	Denver	W	66-54
D13	St. Louis	L	59-68
D16	South Alabama	L	52-79
D20	• Valparaiso	L	68-80
D29	at Cal Poly	L	78-79
J3	• at Western Illinois	L	63-85
J8	• at Northeastern Illinois	W	88-62
J10	• at Chicago State	L	69-79
J15	• Oral Roberts	L	63-65
J17	• Southern Utah	W	80-51
J21	• at Buffalo	W	81-67
J31	• Western Illinois	W	71-64 (OT)
F5	• Chicago State	W	89-65
F7	• Northeastern Illinois	W	83-67
F12	• at Southern Utah	L	62-71
F14	• at Oral Roberts	L	75-89
F16	• at Youngstown State	L	47-69
F21	• Buffalo	W	78-68
F23	• at Valparaiso	L	65-75
Mid-Con Tournament (Moline, Ill.)			
M1	vs. #3 Youngstown State	L	59-75
• Mid-Continent Conference game			

**1998-99 • Record: 8-22, Mid-Continent 3-11 (T7th)**

**Coach: Bob Sundvold**

N14	at South Alabama	L	62-74
N18	Creighton	L	58-79
N21	William Penn	W	86-48
N23	at SW Missouri State	L	68-74
N27	vs. Illinois State&	L	48-50
N28	vs. Hofstra&	W	52-51
N29	vs. Baylor&	W	49-46
D5	• at Valparaiso	L	63-66
D7	• at IUPUI	L	76-80
D12	at Wisconsin-Milwaukee	W	88-68
D16	Texas-San Antonio	L	83-85
D19	at Kansas State	L	39-67
D22	Cal Poly	W	103-97
D30	Nebraska	L	65-81
J2	• Chicago State	W	64-49
J4	• Western Illinois	W	87-81
J7	• Oral Roberts	L	72-80
J9	• at Southern Utah	L	80-90
J16	at Oakland	L	81-88
J18	• at Youngstown State	L	58-61
J21	• Southern Utah	L	86-87 (OT)
J28	• at Western Illinois	L	56-80
J30	• at Chicago State	W	73-67
F4	• Valparaiso	L	73-86
F6	• IUPUI	L	81-83 (OT)
F10	at Denver	L	77-96
F13	• at Oral Roberts	L	90-98
F18	Oakland	L	78-90
F20	• Youngstown State	L	62-85
Mid-Con Tournament (Moline, Ill.)			
F28	vs. #3 Western Illinois	L	71-77
& played in Blaisdell Arena, Honolulu, Hawaii			
• Mid-Continent Conference game			

**1999-2000 • Record: 16-13, Mid-Continent 10-6 (T2nd)**

**Coach: Bob Sundvold**

N21	William Penn	W	84-29
N23	at Northern Iowa	L	65-70
N27	Wisconsin-Milwaukee	L	68-70
N30	at Texas-Arlington	L	60-64
D4	Arkansas-Little Rock	W	86-60
D8	at Delaware State	W	53-50
D11	at Maryland-E. Shore	L	74-76
D16	Bellevue	W	101-58
D19	at St. Louis	L	64-66
D22	SW Missouri State	W	70-65
D28	at No. 25 Tulsa	L	60-81
J3	• Valparaiso	W	63-49
J6	• at Chicago State	W	65-60
J8	• at Western Illinois	W	66-58
J11	• Southern Utah	W	79-70
J13	• at Oral Roberts	L	76-87
J20	• Youngstown State	L	61-66 (OT)
J22	• Oakland	L	62-64
J27	• at Southern Utah	L	77-96
F3	• Western Illinois	W	75-71
F5	• Chicago State	W	92-53
F10	• at Valparaiso	L	76-92
F12	• at IUPUI	W	70-68 (OT)
F19	• Oral Roberts	W	88-84 (OT)
F24	• at Oakland	L	108-111 (2OT)
F26	• at Youngstown State	W	83-81
F29	• IUPUI	W	84-73
Mid-Con Tournament (Fort Wayne, Ind.)			
M5	vs. #6 Chicago State	W	62-61
M6	vs. #2 Southern Utah	L	54-72
• Mid-Continent Conference game			



# KANSAS CITY MEN'S BASKETBALL

## RECORD BOOK

### Year-by-Year Results

**2000-01 • Record: 14-16, Mid-Continent 9-7 (4th)**

**Coach: Dean Demopoulos**

N17	at Morris Brown	L	62-70
N21	vs. Oklahoma State&	L	46-69
N24	Providence	L	53-60
N25	Cleveland State	L	55-57
N26	Robert Morris	W	78-51
N29	Delaware State	W	73-49
D2	• Southern Utah	W	67-47
D8	at Nebraska	W	82-71
D9	vs. Pacific (Calif.)%	L	56-59
D13	at Colorado	L	64-80
D16	Texas-Arlington	W	70-65
D20	at SW Missouri State	L	58-70
D30	at Arkansas-Little Rock	L	53-59
J4	• at Youngstown State	L	63-75
J6	• Oakland	L	57-70
J11	• at Western Illinois	W	64-41
J13	• at Chicago State	W	60-57
J20	• Valparaiso (Hale)	L	61-74
J25	• at Southern Utah	L	50-61
J27	• at Oral Roberts	W	71-48
F1	• at IUPUI	W	58-56
F3	• at Valparaiso	L	61-72
F8	• Western Illinois	W	71-59
F12	Morris Brown	W	85-56
F15	• Chicago State	W	62-37
F17	• Youngstown State	L	69-75
F22	• Oral Roberts	W	70-52
F24	• at Oakland	L	59-69
F27	• IUPUI	W	59-52

Mid-Con Tournament (Fort Wayne, Ind.)

M3 vs. #5 IUPUI L 52-54

& played in Tulsa, Okla.

% played in Lincoln, Neb.

• Mid-Continent Conference game

Home games played at Municipal Auditorium with exception of Jan. 20 vs. Valparaiso at Hale Arena

**2001-02 • Record: 18-11, Mid-Continent 7-7 (5th)**

**Coach: Rich Zvosec**

N17	at Wisconsin-Green Bay	W	48-47
N24	Maryland-East. Shore (Muni)	W	58-55
N27	SW Missouri State (Muni)	W	69-63 (OT)
D1	Northern Iowa (Muni)	W	79-64
D5	at Robert Morris	W	70-63
D8	at No. 4 Kansas	L	68-79
D15	Wisconsin-Green Bay (Muni)	W	67-54
D19	Oklahoma State (Muni)	L	50-62
D22	Youngstown State (Muni)	W	68-53
D28	vs. Arkansas State&	L	58-60
D29	vs. Wayland Baptist&	W	63-53
J5	• Oral Roberts (Muni)	L	55-67
J10	• Oakland (Muni)	W	72-63
J12	• IUPUI (Muni)	L	63-64 (OT)
J14	TAMU-Corpus Christi (Kemp)	W	67-61
J17	• at Western Illinois	W	63-51
J19	• at Valparaiso	L	60-78
J24	• Chicago State (Kemp)	W	67-53
J26	• Southern Utah (Kemp)	L	49-54
F2	• at Oral Roberts	L	75-85
F7	• at IUPUI	W	55-54
F9	• at Oakland	L	59-72
F14	• Valparaiso (Muni)	L	63-76
F16	• Western Illinois (Muni)	W	64-52
F21	• at Southern Utah	W	72-71 (OT)
F24	at Chicago State	W	61-48
F26	IPFW (Muni)	W	81-66

Mid-Con Tournament (Fort Wayne, Ind.)

M3 vs. #4 Southern Utah W 70-57

M4 vs. #1 Valparaiso L 58-71

& played in Corpus Christi, Texas

• Mid-Continent Conference game

Home games played at Municipal Auditorium (Muni) or Kemper Arena (Kemp)

**2002-03 • Record: 9-20, Mid-Continent 7-7 (5th)**

**Coach: Rich Zvosec**

N22	Robert Morris (Muni)	L	77-83
N26	at Norfolk State	L	60-61
D3	at Denver	L	66-83
D7	Colorado (Muni)	L	59-62
D10	at Loyola-Chicago	L	75-86
D14	SE Missouri State (Muni)	L	58-66
D18	at Oklahoma State	L	61-85
D21	Youngstown State (Muni)	W	71-59
D27	at Idaho State&	L	61-75
D28	vs. Arkansas State&	L	56-71
D31	Monmouth (Muni)	L	61-64
J4	No. 18 Kansas (Kemp)	L	46-100
J9	• at Chicago State	W	80-70
J11	• at Southern Utah	L	78-82
J16	• Oakland (Hale)	L	65-86
J18	• IUPUI (Hale)	L	65-74
J22	at SW Missouri State	L	65-78
J25	• Oral Roberts (Hale)	L	62-76
J30	• at Western Illinois	W	78-71
F1	• at Valparaiso	W	71-68 (OT)
F6	• Southern Utah (Hale)	W	91-68
F8	• Chicago State (Hale)	W	59-56
F13	• at IUPUI	L	61-73
F15	• at Oakland	L	79-100
F22	• at Oral Roberts	W	91-86 (2OT)
F27	• Valparaiso (Muni)	L	63-75
M1	• Western Illinois (Muni)	W	83-79

Mid-Con Tournament (Kansas City, Mo.)

M9 #4 Oral Roberts (Kemp) W 76-73

M10 #1 Valparaiso (Kemp) L 50-71

& Gossner Foods Classic (Logan, Utah)

• Mid-Continent Conference game

Home games played at Municipal Auditorium (Muni), Kemper Arena (Kemp) or Hale Arena (Hale)



# KANSAS CITY MEN'S BASKETBALL

## RECORD BOOK

### Year-by-Year Results

**2003-04 • Record: 15-14, Mid-Continent 9-7 (T5th)**

**Coach: Rich Zvosec**

N17	at Minnesota	L	67-78
N29	Norfolk State (Muni)	W	80-56
D2	Loyola-Chicago (Muni)	L	75-83 (OT)
D4	Texas-Pan American (Muni)	W	104-80
D6	at SE Missouri State	L	63-80
D10	Denver (Muni)	W	72-68
D13	at Monmouth	L	67-82
D17	SW Missouri State (Muni)	L	77-80 (2OT)
D22	at Youngstown State	L	65-73
D30	Kansas State (Muni)	W	93-52
J3	• Oral Roberts (Muni)	L	71-91
J5	• at Chicago State	W	84-66
J8	• Valparaiso (Muni)	W	60-59
J10	• Centenary (Muni)	W	62-57
J15	• Western Illinois (Kemp)	W	85-50
J19	at Texas-Pan American	W	77-69
J22	• IUPUI (Hale)	L	83-91
J24	• at Oakland	L	67-82
J29	• at Southern Utah	L	63-73
J31	• at Oral Roberts	W	77-71
F7	• Oakland (Muni)	W	88-58
F12	• at Western Illinois	W	74-52
F14	• at Valparaiso	L	60-70
F19	• at Centenary	L	55-63
F21	• Chicago State (Muni)	L	65-66
F26	• Southern Utah (Muni)	W	74-62
F28	• at IUPUI	W	73-68 (OT)

Mid-Con Tournament (Kansas City, Mo.)

M7	#4 Oral Roberts (Kemp)	W	86-73
M8	#1 Valparaiso (Kemp)	L	78-90

• Mid-Continent Conference game

Home games played at Municipal Auditorium (Muni), Kemper Arena (Kemp) or Hale Arena (Hale)

**2004-05 • Record: 16-12, Mid-Continent 12-4 (2nd)**

**Coach: Rich Zvosec**

N23	at No. 12 Mississippi State	L	64-82
D1	at Eastern Illinois	L	69-77
D4	at Central Florida	L	56-62
D11	Northern Iowa	L	58-81
D18	Central Florida	L	56-57
D21	at Colorado	L	68-79
D28	at Wichita State	L	68-81
J3	• at IUPUI	W	77-61
J6	• Southern Utah	W	88-78
J8	• at Centenary	W	70-66
J10	North Dakota State	W	80-67
J13	• at Valparaiso	W	84-78
J15	• at Western Illinois	W	82-80
J17	South Dakota State	W	95-85
J20	• IUPUI	W	81-76
J24	• Centenary	W	82-70
J29	• at Oral Roberts	W	88-74
F3	• at Oakland	W	83-76
F5	• Chicago State	L	69-72
F7	Utah Valley State	W	84-77
F12	• Oakland	L	50-60
F14	at Longwood	W	74-51
F17	• Western Illinois	W	67-63
F22	• Oral Roberts	W	77-70
F24	• at Chicago State	L	72-74
F26	• at Southern Utah	L	75-80
F28	• Valparaiso	W	80-79

Mid-Con Tournament (Tulsa, Okla.)

M5	vs. #7 Oakland	L	63-67
----	----------------	---	-------

• Mid-Continent Conference game

All home games played at Municipal Auditorium

**2005-06 • Record: 14-14, Mid-Continent 11-5 (3rd)**

**Coach: Rich Zvosec**

N19	Central Methodist (Muni)	W	74-61
N26	Central Michigan (Muni)	W	75-65
N29	at Missouri	L	42-60
D3	Longwood (Muni)	W	79-69
D7	at Penn State	L	71-75
D10	at Northern Iowa	L	64-87
D12	at South Dakota State	L	65-72
D17	Wichita State (Muni)	L	55-77
D27	• at Valparaiso	W	75-62
D30	Eastern Illinois (Kemp)	L	67-72
J2	• at Southern Utah	L	63-97
J4	• at Chicago State	W	80-75
J7	• Centenary (Muni)	W	69-63
J9	• Western Illinois (Muni)	W	72-62
J12	• IUPUI (Muni)	L	62-68
J14	• Oakland (Muni)	W	93-91
J17	at North Dakota State	L	63-87
J21	• at IUPUI	L	59-95
J28	• at Centenary	W	70-67
J30	• Oral Roberts (Kemp)	L	56-74
F2	at Utah Valley State	L	61-63
F6	• Chicago State (Kemp)	W	82-81 (2OT)
F11	• at Oakland	W	84-81
F16	• at Oral Roberts	L	79-86
F18	• Southern Utah (Muni)	W	98-83
F23	• Valparaiso (Muni)	W	73-70
F25	• at Western Illinois	W	77-73

Mid-Con Tournament (Tulsa, Okla.)

M5	vs. #6 Chicago State	L	66-75
----	----------------------	---	-------

• Mid-Continent Conference game

Home games played at Municipal Auditorium (Muni) or Kemper Arena (Kemp)



# KANSAS CITY MEN'S BASKETBALL

## RECORD BOOK

### Year-by-Year Results

**2006-07 • Record: 12-20, Mid-Continent 6-8 (T5th)**

**Coach: Rich Zvosec**

N13	Florida Atlantic (Muni)	W	85-70
N15	Baker (Muni)	W	97-58
N19	at Central Michigan	L	68-85
N22	vs. Pacific (Calif.)&	L	70-71
N24	at Alaska Anchorage&	L	70-77
N25	vs. Marshall&	W	79-75
N29	at No. 17 Wichita State	L	55-85
D2	at Arkansas	L	61-71
D5	Utah Valley State (Muni)	L	79-91
D9	at Northern Iowa	L	53-85
D13	at Maryland	L	50-101
D16	Central Arkansas (Muni)	W	80-68
D19	South Dakota St (Muni)	L	71-79 (OT)
D23	at Florida Atlantic	L	61-70
J2	at Utah Valley State	L	59-74
J4	Chicago State (Muni)	W	86-78
J6	• Southern Utah (Muni)	W	66-62
J11	• Centenary (Muni)	W	80-75
J13	• Oral Roberts (Muni)	L	68-75
J18	• at IUPUI	L	72-77
J20	• at Oakland	L	60-78
J25	• Valparaiso (Kemp)	L	52-56 (OT)
J27	• Western Illinois (Kemp)	W	95-89 (2OT)
F3	• at Southern Utah	L	59-66
F8	• at Oral Roberts	L	68-74
F10	• at Centenary	L	68-69
F15	• Oakland (Kemp)	W	80-76 (OT)
F17	• IUPUI (Kemp)	W	85-72
F22	• at Western Illinois	W	89-54
F24	• at Valparaiso	L	61-77

Mid-Con Tournament (Tulsa, Okla.)

M3 vs. #3 Valparaiso W 84-76

M4 vs. #2 Oakland L 79-83

& Carrs/Safeway Great Alaska Shootout (Anchorage, Alaska)

• Mid-Continent Conference game

Home games played at Municipal Auditorium (Muni) or Kemper Arena (Kemp)

**2007-08 • Record: 9-21, Summit 4-12 (8th)**

**Coach: Matt Brown**

N11	at No. 4 Kansas	L	62-85
N13	Washburn (Muni)	W	79-75
N17	at Northern Arizona	L	62-77
N19	at Arizona	L	62-81
N24	Arkansas Tech (Muni)	W	90-82
N26	Florida Atlantic (Muni)	W	77-66
N29	at UTSA	L	61-73
D3	Eastern Washington (Muni)	L	54-65
D6	• at Oakland	L	105-114 (OT)
D8	• at IPFW	L	70-79
D15	Wichita State (Muni)	W	59-56
D19	Northern Iowa (Muni)	L	60-64 (OT)
D22	Loyola-Chicago (Muni)	W	77-66
D29	at Central Arkansas	L	57-64
J3	• IUPUI (Muni)	L	72-77
J5	• Western Illinois (Muni)	L	62-69
J8	at Missouri	L	79-96
J12	• Southern Utah (Muni)	W	63-60
J17	• at South Dakota State	W	64-58
J19	• at North Dakota State	L	82-90
J24	• Oral Roberts (Kemp)	L	47-75
J26	• Centenary (Kemp)	W	76-73
J31	• at Western Illinois	L	62-77
F2	• at IUPUI	L	70-90
F9	• at Southern Utah	L	73-78
F14	• North Dakota St (Kemp)	L	44-73
F16	• South Dakota St^ (Kemp)	W	78-73
F21	• at Oral Roberts	L	64-72
F23	• at Centenary	W	75-65 (OT)
F28	• IPFW^ (Muni)	W	75-57
M1	• Oakland (Muni)	L	75-85

Summit League Championship (Tulsa, Okla.)

M8 vs. #2 IUPUI L 65-69

• Summit League game

^ later vacated due to league sanctions, removing 2 league wins (Feb. 16, Feb. 28)

Home games played at Municipal Auditorium (Muni) or Kemper Arena (Kemp)

**2008-09 • Record: 5-24, Summit 1-15 (10th)**

**Coach: Matt Brown**

N14	North Dakota (SRC)	L	56-61
N16	at No. 23 Kansas	L	56-71
N19	at Wichita State	W	66-63
N22	at Florida Atlantic	L	59-77
N24	vs. Bradley&	W	73-61
N25	vs. Richmond&	L	74-85
N26	at Florida Gulf Coast&	W	73-69
N30	vs. No. 17 Florida\$	L	65-86
D4	• Oakland (Muni)	L	78-84
D6	• IPFW (Muni)	W	70-62
D13	at Loyola-Chicago (Ill.)	L	47-52
D15	at Northwestern	L	62-77
D18	at Eastern Washington	W	68-61
D22	UTSA (Muni)	L	72-76
D28	SIU Edwardsville (Muni)	L	71-77
D31	• at IUPUI	L	69-72
J2	• at Western Illinois	L	68-71
J10	• Southern Utah (Muni)	L	50-66
J15	• South Dakota St^ (Muni)	W	69-67
J17	• North Dakota St (Muni)	L	60-65 (OT)
J22	• at Oral Roberts	L	54-89
J24	• at Centenary	L	75-83
J29	• Western Illinois (Kemp)	L	51-56
J31	• IUPUI (Kemp)	L	56-60
F7	• at Southern Utah	L	69-81
F12	• at North Dakota State	L	49-87
F14	• at South Dakota State	L	66-76
F19	• Centenary^ (Muni)	W	61-59
F21	• Oral Roberts (Muni)	L	62-93
F26	• at IPFW	L	71-76
F28	• at Oakland	L	88-100

& College Basketball Experience (Ft. Myers, Fla.)

\$ Played in Orlando, Fla.

• Summit League game

^ later vacated due to league sanctions, removing 2 league wins (Jan. 15, Feb. 19)

Home games played at Municipal Auditorium (Muni), Kemper Arena (Kemp) or Swinney Center (SRC)



# KANSAS CITY MEN'S BASKETBALL

## RECORD BOOK

### Year-by-Year Results

#### 2009-10 • Record: 12-18, Summit 6-12 (T7th)

Coach: Matt Brown

N14	Truman State (SRC)	W	80-33
N17	Lincoln (Mo.) (SRC)	W	78-52
N21	at North Dakota	W	70-63
N24	at Nebraska	L	48-70
N28	Idaho State (SRC)	L	65-68
D3	• at Oral Roberts	L	57-68
D5	• at Centenary	W	84-83
D9	Wichita State (Muni)	L	52-73
D12	at Houston Baptist	W	102-87
D19	Central Arkansas (SRC)	W	78-67
D22	at Saint Louis	L	54-61
D28	at SIU Edwardsville	W	63-54
D30	at Missouri	L	57-91
J2	• Southern Utah (Muni)	W	53-50
J7	• South Dakota St. (Muni)	L	69-74
J14	• at Oakland	L	73-87
J16	• at IPFW	L	69-78
J21	• Western Illinois (Muni)	W	61-57
J23	• IUPUI (Muni)	L	64-65
J26	• North Dakota St. (SRC)	L	69-73
J30	• at Southern Utah	L	56-69
F4	• at North Dakota State	W	58-56
F6	• at South Dakota State	L	57-78
F11	• IPFW (Muni)	W	65-56
F13	• Oakland (Muni)	L	71-83
F18	• at IUPUI	L	65-103
F20	• at Western Illinois	L	59-64
F25	• Centenary (Muni)	W	83-69
F27	• Oral Roberts (Muni)	L	72-89

Summit League Tourney (Sioux Falls, S.D.)  
M6 vs. #1 Oakland L 70-85

• Summit League game

Home games played at Municipal Auditorium (Muni) or Swinney Center (SRC)

#### 2010-11 • Record: 16-14, Summit 9-9 (6th)

Coach: Matt Brown

N12	Truman State	W	71-59
N16	at Central Arkansas	W	73-71
N20	Southeast Missouri State	W	70-62
N24	SIU Edwardsville	W	82-64
N29	at Wichita State	L	52-71
D2	• at IPFW	L	72-76 (OT)
D4	• at Oakland	L	62-99
D8	Utah Valley	W	70-63
D11	at Idaho State	L	57-78
D18	North Dakota	W	69-61
D21	Houston Baptist	W	73-51
D23	at No. 11 Kansas State	L	64-80
D28	• North Dakota State	W	75-73
D30	• South Dakota State	L	71-91
J5	at No. 3 Kansas	L	52-99
J8	• Southern Utah (Muni)	W	82-76
J13	• at Centenary	W	71-67
J15	• at Oral Roberts	L	63-69 (OT)
J20	• IUPUI	W	85-77 (2OT)
J22	• Western Illinois	W	55-46
J27	• at South Dakota State	W	63-58
J29	• at North Dakota State	L	88-89 (2OT)
F5	• at Southern Utah	W	71-68
F10	• Oral Roberts	L	81-102
F12	• Centenary	W	91-58
F17	• at Western Illinois	W	66-61
F19	• at IUPUI	L	69-84
F24	• Oakland	L	90-103
F26	• IPFW	L	57-82

Summit League Tourney (Sioux Falls, S.D.)  
M6 vs. #3 IUPUI L 55-79

• Summit League game

All home games played at Swinney Center, with exception of Jan. 8 vs. Southern Utah at Municipal Auditorium

#### 2011-12 • Record: 10-21, Summit 4-14 (10th)

Coach: Matt Brown

N11	NW Missouri State	L	62-66
N13	at Bradley	L	58-68
N16	Nebraska-Omaha	W	77-74
N19	at Utah Valley &	L	54-58
N22	at No. 11 Wisconsin	L	31-77
N25	vs. Wofford #	W	64-58 (OT)
N26	vs. Longwood #	W	93-53
D1	• at IPFW	W	81-66
D3	• at Oakland	L	73-86
D7	North Dakota	W	78-75
D10	at SE Missouri State	W	74-69
D16	Canisius (Muni)	W	72-67
D19	at No. 20 Michigan State	L	54-89
D22	at New Mexico	L	62-87
D28	• Oral Roberts	L	65-72
D30	• Southern Utah	L	77-91
J3	• at IUPUI	L	74-83 (OT)
J7	• South Dakota	L	57-76
J12	• at North Dakota State	L	54-55
J14	• at South Dakota State	L	58-85
J19	• Western Illinois	W	72-50
J21	• IUPUI	W	64-62
J26	• at Southern Utah	L	47-57
J28	• at Oral Roberts	L	67-77
F4	• at South Dakota	L	63-79
F9	• North Dakota State	W	72-61
F11	• South Dakota State	L	62-75
F15	• at Western Illinois	L	42-47
F18	Wright State &	L	62-76
F23	• Oakland	L	56-89
F25	• IPFW	L	73-76

• Summit League game

# Chicago Invitational & Sears BracketBuster Game  
All home games played at Swinney Center, with exception of Dec. 16 vs. Canisius at Municipal Auditorium



# KANSAS CITY MEN'S BASKETBALL RECORD BOOK

## All-Time Tournament Results

**2012-13 • Record: 8-24, Summit 5-11 (T7th)**

**Coach: Matt Brown**

N9	at Seton Hall	L	36-75
N13	Lincoln (Mo.) (SRC)	W	99-64
N17	vs. Albany (N.Y.) #	L	59-62
N18	vs. Norfolk State (Va.) #	W	63-57
N23	at No. 3 Ohio State	L	45-91
N29	• IUPUI (SRC)	W	79-65
D1	• Western Illinois (SRC)	L	63-68
D5	at North Dakota	W	73-70
D8	at No. 5 Louisville	L	47-99
D16	Appalachian State (SRC)	L	71-81
D19	Iowa State (Muni)	L	61-76
D22	SE Missouri State (SRC)	L	65-66
D29	at No. 25 Kansas State	L	44-52
D31	• at Omaha	L	65-77
J3	• South Dakota St (Muni)	L	61-77
J5	• North Dakota St (Muni)	L	44-63
J9	Utah Valley (SRC)	L	66-78
J12	• at South Dakota	W	90-86
J17	• at Oakland	L	68-81
J19	• at Fort Wayne	W	63-59
J22	Houston Baptist (SRC)	L	61-63
J26	• Omaha (SRC)	L	59-67
J31	• at North Dakota State	L	34-71
F2	• at South Dakota St.	L	57-88
F6	at Houston Baptist	L	45-66
F9	• South Dakota (SRC)	W	80-65
F14	• Fort Wayne (SRC)	L	60-65
F16	• Oakland (SRC)	L	86-74
F23	at Tennessee Tech &	L	62-68
F28	• at Western Illinois	L	50-53
M2	• at IUPUI	W	48-44

Summit League Tourney (Sioux Falls, S.D.)  
M10 vs. #3 North Dakota State L 58-69

• Summit League Game

# Hall of Fame Tip-off (Uncasville, Conn.)

& Sears BracketBuster Game

Home games played at Municipal Auditorium (Muni) or Swinney Center (SRC)

**2013-14 • Record: 10-20, Western Athletic**

**7-9 (T5th)**

**Coach: Kareem Richardson**

N8	Emporia State (Muni)	L	76-81
N11	at Creighton	L	70-96
N13	at Omaha	L	71-101
N20	at Tennessee-Martin	W	79-67
N25	at No. 17 Iowa State	L	51-110
N30	Milwaukee (Muni)	L	79-84
D4	at No. 7 Louisville	L	62-90
D7	Youngstown State (SRC)	W	88-80
D14	Indiana State (Muni)	L	63-74
D18	Miami (Ohio) (Muni)	W	69-55
D21	at Wright State	L	49-61
D28	South Dakota St. (Muni)	L	60-65
J2	• at Idaho	W	80-74
J4	• at Seattle U	W	95-84
J11	• Chicago State (Muni)	L	66-68
J16	• UTRGV (Muni)	L	66-78
J18	• New Mexico St. (Muni)	W	68-66
J23	• at Utah Valley	L	48-66
J25	• at Bakersfield	W	70-69
J29	at Southeast Missouri St.	L	81-91
F1	• Grand Canyon (Muni)	L	53-72
F8	• at Chicago State	L	74-81
F13	• at New Mexico State	L	48-71
F15	• at UTRGV	L	59-68
F20	• CSU Bakersfield (Muni)	L	69-74
F22	• Utah Valley (Muni)	W	74-56
F27	• at Grand Canyon	W	85-80
M6	• Seattle U (IEC)	W	82-73
M8	• Idaho (IEC)	L	80-87

WAC Tourney (Las Vegas, Nev., Orleans Arena)  
M13 vs. #5 Idaho L 70-73

• Western Athletic Conference Game

Home games played at Municipal Auditorium (Muni), Swinney Center (SRC) or Independence Events Center (IEC)

**2014-15 • Record: 14-19, Western Athletic**

**8-6 (T2nd)**

**Coach: Kareem Richardson**

N14	at Missouri	W	69-61
N17	at Kansas State	L	73-83
N19	Missouri S&T (SRC)	W	90-77
N22	at UALR #	L	68-73
N23	vs. Samford #	L	55-64
N26	at Youngstown State	L	63-66
N29	William Jewell (Muni)	W	84-44
D3	at Milwaukee	L	56-65
D6	at South Dakota State	L	61-81
D9	at No. 14 Iowa State	L	56-73
D13	Omaha (Muni)	W	79-72
D20	Incarinate Word (Muni)	L104-110 (30T)	
D22	Tennessee Tech (Muni)	L	60-81
D28	at Indiana State	W	73-70 (20T)
D30	at Canisius	L	55-67
J3	at Miami (Ohio)	L	61-66
J6	USC-Upstate (Muni)	L	49-61
J10	• at New Mexico State	L	45-63
J17	• Chicago State (Muni)	W	64-62
J22	• CSU Bakersfield (Muni)	W	66-63
J24	• Seattle U (Muni)	W	75-55
J29	• at Grand Canyon	L	57-78
J31	• at Utah Valley	W	66-59
F5	• UTRGV (Muni)	W	70-45
F7	• New Mexico St. (Muni)	L	63-77
F14	• at Chicago State	W	61-50
F18	• at Seattle	L	56-74
F21	• at CSU Bakersfield	L	62-64
F26	• Utah Valley (Muni)	W	69-50
F28	• Grand Canyon (Muni)	W	70-65
M7	• at UTRGV	L	51-53

WAC Tourney (Las Vegas, Nev., Orleans Arena)  
M12 vs. #7 UTRGV W 70-61

M13 vs. #3 Seattle L 63-69

• Western Athletic Conference Game

# - Maui Invitational (Mainland Regional, Little Rock, Ark.)

Home games played at Municipal Auditorium (Muni), Swinney Center (SRC)



# KANSAS CITY MEN'S BASKETBALL

## RECORD BOOK

### 2015-16 • Record: 12-19, Western Athletic 4-10 (6th)

**Coach: Kareem Richardson**

N13	at Minnesota	L	58-76
N15	William Jewell	W	73-59
N17	at Omaha	L	89-95 (OT)
N21	at Drake	W	79-73
N25	Lincoln (Mo.)	W	73-72
N28	South Dakota State	W	64-57
D1	Tennessee-Martin	W	74-70
D5	at Iowa	L	75-95
D8	at South Dakota	L	70-79
D12	Mississippi State	W	72-67
D19	Rockhurst	W	71-60
D22	at No. 16 Louisville&	L	47-75
D23	vs. UNC Wilmington&	L	56-76
D29	at Oklahoma State	L	43-61
J2	at USC-Upstate	L	68-70
J7	• Seattle U	W	84-69
J9	• CSU Bakersfield	L	72-83
J14	• at New Mexico State	L	64-65
J16	• at UTRGV	L	66-71
J21	• Utah Valley	L	79-90
J23	• Grand Canyon	L	78-85
J30	• Chicago State	W	78-64
F4	• at CSU Bakersfield	L	66-77
F6	• at Seattle	L	55-65
F13	• UTRGV	W	75-58
F18	• at Grand Canyon	L	66-78
F20	• at Utah Valley	L	70-79
F27	• New Mexico State	L	61-62
M5	• at Chicago State	W	82-53
WAC Tourney (Las Vegas, Nev., Orleans Arena)			
M10	vs. #4 Utah Valley	W	80-78
M11	vs. #1 New Mexico St.	L	64-78
& Billy Minardi Classic (Louisville, Ky.)			
• Western Athletic Conference Game			
Home games played at Municipal Auditorium			

### 2016-17 • Record: 18-17, Western Athletic 8-6 (4th)

**Coach: Kareem Richardson**

N11	at Creighton	L	82-89
N15	Drake	W	68-62
N19	at Bowling Green&	W	71-69
N20	vs. Murray State&	W	85-74
N21	vs. Green Bay&	L	77-95
N25	Arkansas Monticello	W	97-82
N28	Southeast Missouri State	W	86-75
N30	South Dakota	W	84-82
D3	at South Dakota State	L	68-77
D6	at No. 3 Kansas	L	62-105
D10	William Jewell	W	93-71
D15	Omaha	L	75-80
D17	at No. 12 West Virginia	L	67-112
D20	Tennessee-Martin	L	66-77
D29	at Mississippi State	L	54-77
J2	USC Upstate	L	75-84
J5	• New Mexico State	L	64-77
J7	• UTRGV	W	83-79
J12	• at Seattle U	W	84-68
J14	• at Utah Valley	L	76-86
J21	• at New Mexico State	L	71-94
J26	• Grand Canyon	W	83-77
J28	• CSU Bakersfield	L	63-74
J31	Ottawa	W	93-67
F4	• at UTRGV	W	73-60
F9	• Utah Valley	W	84-76
F11	• Seattle U	W	102-72
F18	• Chicago State	W	84-65
F23	• at CSU Bakersfield	L	62-71
F25	• at Grand Canyon	L	77-84
M4	• at Chicago State	W	87-82
WAC Tourney (Las Vegas, Nev., Orleans Arena)			
M9	vs. #6 UTRGV	W	82-78 (OT)
M10	vs. #2 New Mexico St.	L	60-78
CBI Tourney (Presented by FIVE FOUR)			
M15	Green Bay (SRC)	W	92-82
M20	at Wyoming	L	61-72
& Bill Frack Tournament (Bowling Green, Ohio)			
• Western Athletic Conference Game			
Home games played at Municipal Auditorium, with exception of March 15 vs. Green Bay played at Swinney Center (SRC)			

### 2017-18 • Record: 10-22, Western Athletic 5-9 (6th)

**Coach: Kareem Richardson**

N10	at No. 7 Wichita State	L	57-109
N12	Haskell	W	110-59
N14	at Kansas State	L	51-72
N16	Loyola-Chicago	L	56-66
N20	vs. Manhattan&	W	74-63
N21	vs. Georgia Southern&	L	75-78
N22	vs. Penn&	L	65-68
N26	at Tennessee-Martin	W	65-55
N30	South Dakota (SRC)	L	63-82
D6	at Southeast Missouri State	L	87-91
D9	at NC State	L	69-88
D16	at Incarnate Ward	L	73-77
D19	Central Michigan	L	86-92 (OT)
D22	South Dakota State	L	60-85
D28	Avila	W	89-58
J2	at USC Upstate	W	79-77
J6	• UTRGV	L	61-73
J11	• at Utah Valley	L	59-95
J13	• at Seattle U	L	75-77
J18	• CSU Bakersfield	W	62-59
J20	• Grand Canyon	L	69-86
J23	William Jewell	L	74-86
J27	• New Mexico State	L	48-73
F1	• at Grand Canyon	L	62-79
F3	• at CSU Bakersfield	L	58-81
F8	• Seattle U	W	74-67
F10	• Utah Valley	W	77-70
F15	• Chicago State	W	76-67
F22	• at UTRGV	W	83-59
F24	• at New Mexico State	L	58-82
M3	• at Chicago State	L	82-96
WAC Tourney (Las Vegas, Nev., Orleans Arena)			
M8	vs. #3 Grand Canyon	L	74-77
& Gulf Coast Showcase (Estero, Fla.)			
• Western Athletic Conference Game			
Home games played at Municipal Auditorium, with exception of Nov. 30 vs. South Dakota played at Swinney Center (SRC)			



# KANSAS CITY MEN'S BASKETBALL

## RECORD BOOK

### 2018-19 • Record: 11-21, Western Athletic 6-10 (8th)

**Coach: Kareem Richardson**

N6	at Loyola-Chicago	L	45-76
N8	at Iowa	L	63-77
N11	at Connecticut	L	66-94
N16	vs. Morehead State&	L	89-99
N17	at Eastern Washington&	L	80-87 (OT)
N21	Drake (Muni)	L	63-66
N24	Avila (Muni)	W	94-58
N28	at South Dakota State	L	47-75
D1	at IPFW (Fort Wayne)	W	90-73
D8	at South Dakota	W	65-63
D13	Milwaukee (Muni)	L	66-69
D15	McNeese State (Muni)	W	80-67
D19	at Central Michigan	L	72-81
D22	Elon (Muni)	W	95-59
D27	at Creighton	L	53-89
J5	• Chicago State (SRC)	W	80-72
J10	• California Baptist (SRC)	W	84-68
J17	• at CSU Bakersfield	L	73-74
J19	• at Grand Canyon	L	50-78
J24	• Utah Valley (SRC)	L	67-75
J26	• Seattle U (SRC)	W	63-54
J31	• at New Mexico State	L	54-70
F2	• at UTRGV	L	63-72
F9	• at California Baptist	L	60-70
F14	• Grand Canyon (SRC)	W	87-75 (OT)
F16	• CSU Bakersfield (SRC)	W	75-67
F21	• at Seattle U	L	64-69
F23	• at Utah Valley	L	67-79
F28	• New Mexico State (SRC)	L	55-75
M2	• UTRGV (SRC)	L	70-75
M9	• at Chicago State	W	76-61
WAC Tourney (Las Vegas, Nev., Orleans Arena)			
M14	vs. #2 Utah Valley	L	64-71
& 2K Classic Benefiting Wounded Warrior Project (Cheney, Wash.)			
• Western Athletic Conference Game			
Home games played at Municipal Auditorium (Muni) or Swinney Center (SRC)			

### 2019-20 • Record: 16-14, Western Athletic 8-7 (4th)

**Coach: Billy Donlon**

N5	Avila	W	102-49
N9	at Oklahoma State	L	51-69
N13	at Drake	L	58-76
N15	at Milwaukee	L	52-61
N18	Bacone	W	111-38
N22	vs. George Washington#	W	74-68
N23	vs. East Carolina#	W	74-68
N24	vs. Liberty#	L	49-62
N30	Western Illinois	W	68-67
D4	at Iowa State	L	61-79
D10	at McNeese	L	73-82
D14	at No. 2 Kansas	L	57-98
D17	Toledo	W	72-57
D22	at South Dakota	W	78-75
J2	• Seattle U	W	90-86 (30T)
J4	• Utah Valley	W	68-63
J9	• at UTRGV	L	64-76
J11	• at New Mexico State	L	71-74
J16	• CSU Bakersfield	L	64-74 (OT)
J19	• Grand Canyon	L	66-69
J25	• at California Baptist	W	67-57
J27	Crowley's Ridge	W	99-41
F1	• at Chicago State	W	69-51
F6	• UTRGV	L	60-73
F8	• New Mexico State	L	61-67
F13	• at Grand Canyon	L	66-71 (OT)
F15	• at CSU Bakersfield	W	59-53
F19	• California Baptist	W	69-63
F29	• Chicago State	W	80-58
M5	• at Utah Valley	W	61-51
M7	• at Seattle U	Canceled^	
WAC Tourney (Las Vegas, Nev., Orleans Arena)			
M12	vs. #4 Grand Canyon	Canceled^	
• Western Athletic Conference Game			
# The Island of Bahamas Showcase			
^ Canceled due to COVID-19 coronavirus			
Home games played at Swinney Center			

### 2020-21 • Record: 11-13, Summit 7-7 (6th)

**Coach: Billy Donlon**

N25	Culver-Stockton	W	105-35
N27	Greenville*	W	138-97
N28	Southeast Missouri St*	L	66-71
N30	at Kansas State	L	58-62
D5	South Dakota	Canceled^	
D10	at Minnesota	L	61-90
D12	at Toldeo	L	57-64
D19	Kansas Christian#	W	98-42
D19	Kansas Christian#	W	95-36
D23	at Saint Louis	L	46-62
J2	• at North Dakota	L	45-52
J3	• at North Dakota	W	77-53
J8	• South Dakota	L	64-66
J9	• South Dakota	L	62-68
J15	• at Western Illinois	Canceled^	
J16	• at Western Illinois	Canceled^	
J23	• at Oral Roberts	L	58-60
J24	• at Oral Roberts	W	81-76
J29	• North Dakota State	L	67-71
J30	• North Dakota State	W	49-47
F12	• Omaha	W	62-52
F13	• Omaha	W	55-47
F19	• Denver	W	68-57
F20	• Denver	W	80-69
F26	• at South Dakota State	L	49-67
F27	• at South Dakota State	L	77-89
Summit Tourney (Sioux Falls, S.D., Sanford Pentagon)			
M7	vs. #3 North Dakota St	L	65-69

NOTE: Season shortened due to COVID-19

• Summit League Game

\* Negro League Baseball Museum Tipoff Classic

# Doubleheader played vs. KCC on Dec. 19

^ Canceled due to COVID-19 coronavirus

Home games played at Swinney Center



# KANSAS CITY MEN'S BASKETBALL

## RECORD BOOK

### 2021-22 • Record: 19-12, Summit 12-6 (4th)

**Coach: Billy Donlon**

N9	at Minnesota	L	56-71
N12	at Iowa	L	57-89
N15	at Missouri	W	80-66
N17	Kansas Christian	W	99-36
N22	at Idaho State	W	74-58
N27	vs. Morehead State*	L	62-70
N28	at Arkansas State*	L	55-66
D4	Calvary Baptist	W	94-32
D10	Green Bay	W	64-55
D12	at SIUE	L	56-60
D20	• at South Dakota State	L	57-89
D22	• at South Dakota	W	68-57
D30	• Omaha	PPD^	
J1	• Denver	PPD^	
J6	• at Western Illinois	PPD^	
J8	• at St. Thomas	PPD^	
J10	• Omaha	W	64-61
J11	Baptist Bible	W	98-57
J15	• Oral Roberts	L	72-84
J17	• Denver	L	55-63
J20	• North Dakota State	W	80-77
J22	• North Dakota	W	79-74
J24	Spurgeon	W	111-44
J27	• at Denver	W	72-61
J29	• at Omaha	L	68-69
J31	• at Western Illinois	W	83-75
F3	• St. Thomas	W	81-72
F5	• Western Illinois	W	91-82
F8	• at St. Thomas	W	76-67
F12	• at Oral Roberts	L	86-91
F17	• at North Dakota	W	80-65
F19	• at North Dakota State	W	85-71
F24	• South Dakota	W	72-63
F26	• South Dakota State	L	75-86

Summit Tourny (Sioux Falls, S.D., Sanford Center)  
M6 vs. #5 South Dakota L 61-74

• Summit League Game

\* Arkansas State Eracism Invitational

^ Postponed due to COVID-19 coronavirus

Home games played at Swinney Center

### 2022-23 • Record: 11-21, Summit 7-11 (7th)

**Coach: Marvin Menzies**

N7	Lincoln	L	56-59
N9	at LSU	L	63-74
N11	at No. 23 Illinois	L	48-86
N14	Calvary Bible	W	113-54
N17	at Kansas State	L	53-69
N21	vs. Toledo*	W	83-71
N22	vs. Indiana State*	W	63-61
N23	vs. Florida Gulf Coast*	L	59-73
N26	SIUE	L	54-64
N29	Idaho State	L	65-75
D3	Lindenwood	W	61-47
D6	at Oklahoma	L	53-75
D10	at Green Bay	L	64-70
D19	• South Dakota	W	62-45
D29	• at Denver	L	83-85 (3OT)
D31	• at Omaha	W	75-59
J7	• at Oral Roberts	L	71-74
J12	• St. Thomas	W	81-60
J14	• Western Illinois	L	52-60
J19	• at North Dakota	L	60-77
J21	• at North Dakota State	W	75-73
J26	• Omaha	W	64-61
J28	• Denver	W	70-60
J30	• South Dakota State	L	66-67
F4	• (RV) Oral Roberts	L	57-85
F9	• at Western Illinois	W	76-64
F11	• at St. Thomas	L	43-73
F16	• North Dakota State	L	58-69
F18	• North Dakota	L	73-81
F23	• at South Dakota State	L	50-73
F25	• at South Dakota	L	48-82

Summit Tourny (Sioux Falls, S.D., Sanford Center)

M3 vs. #10 Omaha L 61-73

• Summit League Game

\* Gulf Coast Showcase

Home games played at Swinney Center



# KANSAS CITY MEN'S BASKETBALL

## RECORD BOOK

### NAIA Tournament

#### • NAIA District 16 Tournament (7-8)

3/3/75	William Jewell	L	62-64
2/28/76	Rockhurst	L	78-80
3/1/77	Rockhurst	W	68-66
3/2/77	Missouri Southern	W	88-79
3/4/78	William Jewell	W	87-67
3/6/78	Missouri Southern	L	80-88
3/3/79	William Jewell	W	75-63
3/5/79	Rockhurst	L	67-74
3/1/80	Drury	W	91-89
3/3/80	Southwest Baptist	L	73-88
2/27/82	Drury	L	57-70
3/3/84	William Jewell	W	76-60
3/5/84	Missouri Southern	W	67-61
3/7/84	Missouri Western	L	60-62
3/1/86	Missouri Western	L	68-91

#### • NAIA National Tournament (0-1)

3/7/78	Grand Valley State	L	88-94
--------	--------------------	---	-------

### Conference Tournament

#### Overall Record: 8-25 (.242)

- Mid-Continent (1996-06): 5-12 (.294)
- Summit League (2007-12, 20-23): 0-7 (.000)
- Western Athletic (2013-20): 3-6 (.333)

3/3/96	C. Connecticut State	L	83-89
3/2/97	Northeastern Illinois	L	48-75
3/1/98	Youngstown State	L	59-75
2/28/99	Western Illinois	L	71-77
3/5/00	Chicago State	W	62-61
3/6/00	Southern Utah	L	54-72
3/3/01	IUPUI	L	52-54
3/3/02	Southern Utah	W	70-57
3/4/02	Valparaiso	L	58-71
3/9/03	Oral Roberts	W	76-73
3/10/03	Valparaiso	L	50-71
3/7/04	Oral Roberts	W	86-73
3/8/04	Valparaiso	L	78-90
3/5/05	Oakland	L	63-67
3/5/06	Chicago State	L	66-75
3/4/07	Valparaiso	W	84-76
3/5/07	Oakland	L	79-83
3/8/08	IUPUI	L	65-69
3/6/10	Oakland	L	70-85
3/6/11	IUPUI	L	55-79
3/10/13	North Dakota State	L	58-69
3/13/14	Idaho	L	70-73
3/12/15	UTPA	W	70-61
3/13/15	Seattle	L	63-69
3/10/16	Utah Valley	W	80-78
3/11/16	New Mexico State	L	64-78
3/9/17	UTRGV	W	82-78 (OT)
3/10/17	New Mexico State	L	60-78
3/8/18	Grand Canyon	L	74-77
3/14/19	Utah Valley	L	64-71
3/12/20	Grand Canyon	Canceled^	
3/7/21	North Dakota State	L	65-69
3/6/22	South Dakota	L	61-74
3/3/23	Omaha	L	61-73

^ Canceled due to COVID-19 coronavirus

### All-Time Tournaments (NAIA era - 1969-85)

at Cardinal Classic (Liberty, Mo.) (2-0)			
11/20/81	Pittsburg State	W	63-61
11/21/81	Benedictine	W	62-53
at Chadron State Invitational (Chadron, Neb.) (2-1)			
12/28/70	Western Colorado St.	W	96-91
12/29/70	Chadron State	L	88-101
12/30/70	John F. Kennedy	W	109-99
at Doane Invitational (Crete, Neb.) (1-1)			
1/2/69	Tarkio	L	83-88
1/3/69	Concordia	W	120-83
Greater Kansas City Classic (6-3)			
1/5/84	MidAmerica Nazarene	W	80-76
1/6/84	at William Jewell	W	60-56
1/7/84	Emporia State	L	79-81
1/10/84	Park	W	59-36
1/11/84	Avila	W	55-45
1/12/84	at William Jewell	L	38-58
12/19/85	Paul Quin	W	79-69
12/20/85	Bethany Nazarene	W	71-69
12/21/85	at Washburn	L	54-58

### Huron Plainsmen Tournament (Huron, S.D.) (2-0)

12/28/83	Black Hills State	W	80-54
12/29/83	Westmar	W	67-43

### at Mineral Water Bowl Classic (Excelsior Springs, Mo.) (1-1)

12/21/70	Ottawa	L	70-76
12/22/70	Doane (Neb.)	W	98-94

### at Nebraska Wesleyan Tournament (2-0)

12/26/73	SW Minnesota State	W	74-61
12/27/73	Nebraska Wesleyan	W	88-87

### University of Missouri Tournament (0-2)

11/28/80	Graceland	L	72-81
11/29/80	Missouri-St. Louis	L	54-74

### KC Roos Booster Club Tournament (7-3)

11/28/75	Ottawa	W	78-70
11/29/75	Lincoln	L	72-77
11/26/76	Graceland	W	127-90
11/27/76	Nebraska Wesleyan	W	97-76
2/10/78	SIU-Edwardsville	W	84-79
2/11/78	Arkansas Little Rock	L	67-68
12/15/78	Nebraska Wesleyan	W	91-61
12/16/78	Arkansas Pine Bluff	L	75-79
1/18/80	IUPUI	W	77-56
1/19/80	Avila	W	84-75

### KC Roos Holiday Classic (4-0)

12/28/84	Tarkio	W	87-58
12/29/84	Arkansas College	W	72-57
12/28/85	Harris-Stowe	W	98-36
12/29/85	Mount Mercy	W	85-71

### UM-Rolla Tournament (1-1)

11/30/79	Missouri-St. Louis	W	91-73
12/1/79	at Missouri-Rolla	L	84-104

### UMSL Tournament (St. Louis, Mo.) (2-0)

11/24/78	Missouri-Rolla	W	92-70
11/25/78	Benedictine	W	77-69

### All-Time Tournaments (NCAA era - 1986-present)

Bill Frack Tournament (Bowling Green, Ohio) (2-1)			
11/19/16	at Bowling Green	W	71-69
11/20/16	vs. Murray State	W	85-74
11/21/16	vs. Green Bay	L	77-95

### Billy Minardi Classic (Louisville, Ky.) (0-2)

12/22/15	at Louisville	L	47-75
12/23/15	vs. UNC Wilmington	L	56-76

### BMA Classic (Kansas City, Mo.) (0-2)

12/29/89	Stanford	L	50-70
12/30/89	Texas-Pan American	L	53-60

### CBE Classic (Lawrence, Kan.; Fort Myers, Fla.) (2-2)

11/16/08	at Kansas	L	56-71
11/24/08	vs. Bradley	W	73-61
11/25/08	vs. Richmond	L	74-85
11/26/08	at Florida Gulf Coast	W	73-69

### Chicago Invitational (2-0)

11/25/11	vs. Wofford #	W	64-58 (OT)
11/26/11	vs. Longwood #	W	93-53

### Energia Systems Thanksgiving Tourney (Kansas City, Mo.) (1-2)

11/24/00	Providence	L	52-60
11/25/00	Cleveland State	L	55-57
11/26/00	Robert Morris	W	78-51

### Eracism Invitational (Jonesboro, Ark.) (0-2)

11/27/21	Morehead State	L	62-70
11/28/21	Arkansas State	L	55-66

### Feast Shootout (Kansas City, Mo.) (0-1)

1/4/03	Kansas	L	46-100
--------	--------	---	--------

### Golden Harvest Classic (Kansas City, Mo.) (1-1)

12/11/92	California-Irvine	W	86-85
12/12/92	Kansas	L	62-108

### Gossner Foods Classic (Logan, Utah) (0-2)

12/27/02	Idaho State	L	61-75
12/28/02	Arkansas State	L	56-71

### Great Alaska Shootout (Anchorage, Alaska) (1-2)

11/22/06	Pacific (Calif.)	L	70-71
11/24/06	Alaska Anchorage	L	70-77
11/25/06	Marshall	W	79-75

### Gulf Coast Showcase (various locations) (4-3)

11/12/17	Haskell	W	110-59
11/20/17	vs. Manhattan	W	74-63
11/21/17	vs. Georgia Southern	L	75-78
11/22/17	vs. Penn	L	65-68
11/21/23	vs. Toledo	W	83-71
11/22/23	vs. Indiana State	W	63-61
11/23/23	vs. Florida Gulf Coast	L	59-73



# KANSAS CITY MEN'S BASKETBALL

## RECORD BOOK

### Hall of Fame Tipoff (Uncasville, Conn.) (1-1)

11/17/12	Albany (N.Y.)	L	59-62
11/18/12	Norfolk State (Va.)	W	63-57

### Hawaii-Hilo Classic (Hilo, Hawaii) (1-1)

11/23/90	Wisconsin-Eau Claire	L	62-81
11/24/90	Carleton (Minn.)	W	76-64

### Honolulu Thanksgiving Shootout (2-1)

11/27/98	Illinois State	L	48-50
11/28/98	Hofstra	W	52-51
11/29/98	Baylor	W	49-46

### Husker Team Classic (Lincoln, Neb.) (1-1)

12/8/00	Nebraska	W	82-71
12/9/00	Pacific	L	56-59

### The Island of Bahamas Showcase (Bahamas, Nassau) (2-1)

11/22/19	vs. George Washington	W	74-68
11/23/19	vs. East Carolina	W	74-68
11/24/19	vs. Liberty	L	49-62

### Jayhawk Invitational (various locations) (1-3)

11/11/07	at Kansas	L	62-85
11/13/07	Washburn	W	79-75
11/17/07	at Northern Arizona	L	62-77
11/19/07	at Arizona	L	62-81

### Koch Island Invitational (Corpus Christi, Texas) (1-1)

12/28/01	Arkansas State	L	58-60
12/29/01	Wayland Baptist	W	63-53

### KYLT Coca-Cola Classic (Missoula, Mont.) (1-1)

12/3/93	Northeastern Louisiana	W	94-83
12/4/93	Montana	L	72-97

### Maui Mainland Invitational (Little Rock, Ark.) (0-2)

11/22/14	at UALR	L	68-73
11/23/14	vs. Samford	L	55-64

### Negro League Museum Tipoff Classic (Kansas City, Mo.) (1-1)

11/27/20	Greenville	W	138-97
11/28/20	Southeast Missouri St	L	66-71

### Preseason NIT (Minneapolis, Minn.) (0-1)

11/17/03	at Minnesota	L	67-78
----------	--------------	---	-------

### River City Classic (Cape Girardeau, Mo.) (2-0)

11/29/91	Nicholls State	W	88-58
11/30/91	Cleveland State	W	73-67

### UAB Classic (Birmingham, Ala.) (0-2)

1/2/88	UT-Chattanooga	L	55-64
1/3/88	Jackson State	L	55-59

### United Airlines Tip-Off Tournament (Honolulu, Hawaii) (0-2)

12/10/93	Hawaii	L	54-72
12/11/93	Tennessee State	L	67-82

### 2K Classic Benefitting Wounded Warrior

(various locations) (0-4)

11/8/18	at Iowa	L	63-77
11/11/18	at Connecticut	L	66-94
11/16/18	vs. Morehead State	L	89-99
11/17/18	at Eastern Washington	L	80-87



# KANSAS CITY MEN'S BASKETBALL

## RECORD BOOK

### All-Time Conference Tournament History | 1995-2023

**Appearances: 26 | All-Time Record: 8-25 (.242) | Record vs. Lower seed: 3-8 | Record vs. Higher seed: 5-17**

Record in First Round: 0-1	Record as #1 seed: 0-0	Record against #1 seed: 0-5
Record in Quarterfinals: 8-14	Record as #2 seed: 1-2	Record against #2 seed: 0-5
Record in Semifinals: 0-8	Record as #3 seed: 2-4	Record against #3 seed: 1-7
Record in Championship: 0-0	Record as #4 seed: 0-3	Record against #4 seed: 4-1
	Record as #5 seed: 4-5	Record against #5 seed: 0-3
	Record as #6 seed: 1-7	Record against #6 seed: 2-2
	Record as #7 seed: 0-3	Record against #7 seed: 1-1
	Record as #8 seed: 0-1	Record against #8 seed: 0-0
	Record as #9 seed: 0-0	Record against #9 seed: 0-0
	Record as #10 seed: 0-0	Record against #10 seed: 0-1

### The Summit League / Mid-Continent Conference Tournament History | 1996-2013, 2020-present

**Appearances: 18 | All-Time Record: 5-18 (.217) | Record vs. Lower seed: 1-6 | Record vs. Higher seed: 4-12**

Date	KC Seed	Opp. Seed	Location	Opponent	W/L	Score	Round
March 3, 1996 <sup>^</sup>	#3	#6	Moline, Ill.	Central Connecticut St.	L	83-89	Quarterfinals
March 2, 1997 <sup>^</sup>	#5	#4	Moline, Ill.	Northeastern Illinois	L	48-75	Quarterfinals
March 1, 1998 <sup>^</sup>	#6	#3	Moline, Ill.	Youngstown State	L	59-75	Quarterfinals
Feb. 28, 1999 <sup>^</sup>	#6	#3	Fort Wayne, Ind.	Western Illinois	L	71-77	Quarterfinals
March 5, 2000 <sup>^</sup>	#3	#6	Fort Wayne, Ind.	Chicago State	W	62-61	Quarterfinals
March 6, 2000 <sup>^</sup>	#3	#2	Fort Wayne, Ind.	Southern Utah	L	54-72	Semifinals
March 3, 2001 <sup>^</sup>	#4	#5	Fort Wayne, Ind.	IUPUI	L	52-54	Quarterfinals
March 3, 2002 <sup>^</sup>	#5	#4	Fort Wayne, Ind.	Southern Utah	W	70-57	Quarterfinals
March 4, 2002 <sup>^</sup>	#5	#1	Fort Wayne, Ind.	Valparaiso	L	58-71	Semifinals
March 9, 2003 <sup>^</sup>	#5	#4	Kansas City, Mo.	Oral Roberts	W	76-73	Quarterfinals
March 10, 2003 <sup>^</sup>	#5	#1	Kansas City, Mo.	Valparaiso	L	50-71	Semifinals
March 7, 2004 <sup>^</sup>	#5	#4	Kansas City, Mo.	Oral Roberts	W	86-73	Quarterfinals
March 8, 2004 <sup>^</sup>	#5	#1	Kansas City, Mo.	Valparaiso	L	78-90	Semifinals
March 5, 2005 <sup>^</sup>	#2	#7	Tulsa, Okla.	Oakland	L	63-67	Quarterfinals
March 5, 2006 <sup>^</sup>	#3	#6	Tulsa, Okla.	Chicago State	L	66-75	Quarterfinals
March 3, 2007 <sup>^</sup>	#6	#3	Tulsa, Okla.	Valparaiso	W	84-76	Quarterfinals
March 4, 2007 <sup>^</sup>	#6	#2	Tulsa, Okla.	Oakland	L	79-83	Semifinals
March 8, 2008 <sup>&amp;</sup>	#7	#2	Tulsa, Okla.	IUPUI	L	65-69	Quarterfinals
March 6, 2010 <sup>&amp;</sup>	#8	#1	Sioux Falls, S.D.	Oakland	L	70-85	Quarterfinals
March 6, 2011 <sup>&amp;</sup>	#6	#3	Sioux Falls, S.D.	IUPUI	L	55-79	Quarterfinals
March 10, 2013 <sup>&amp;</sup>	#6	#3	Sioux Falls, S.D.	North Dakota State	L	58-69	Quarterfinals
March 7, 2021 <sup>&amp;</sup>	#6	#3	Sioux Falls, S.D.	North Dakota State	L	65-69	Quarterfinals
March 6, 2021 <sup>&amp;</sup>	#4	#5	Sioux Falls, S.D.	South Dakota	L	61-74	Quarterfinals
March 3, 2021 <sup>&amp;</sup>	#7	#10	Sioux Falls, S.D.	Omaha	L	61-73	First Round

<sup>^</sup> Mid-Continent Conference  
& The Summit League



# KANSAS CITY MEN'S BASKETBALL RECORD BOOK

## Western Athletic Conference Tournament History | 2014-20

**Appearances: 7 | All-Time Record: 3-6 (.333) | Record vs. Lower seed: 2-2 | Record vs. Higher seed: 1-4**

Date	KC Seed	Opp. Seed	Location	Opponent	W/L	Score	Round
March 13, 2014	#4	#5	Las Vegas, Nev.	Idaho	L	70-73	Quarterfinals
March 12, 2015	#2	#7	Las Vegas, Nev.	Texas-Pan American <sup>^</sup>	W	70-61	Quarterfinals
March 13, 2015	#2	#3	Las Vegas, Nev.	Seattle U	L	63-69	Semifinals
March 10, 2016	#5	#4	Las Vegas, Nev.	Utah Valley	W	80-78	Quarterfinals
March 11, 2016	#5	#1	Las Vegas, Nev.	New Mexico State	L	64-78	Semifinals
March 9, 2017	#3	#6	Las Vegas, Nev.	UTRGV	W	82-78 (OT)	Quarterfinals
March 10, 2017	#3	#2	Las Vegas, Nev.	New Mexico State	L	60-78	Semifinals
March 8, 2018	#6	#3	Las Vegas, Nev.	Grand Canyon	L	74-77	Quarterfinals
March 14, 2019	#7	#2	Las Vegas, Nev.	Utah Valley	L	64-71	Quarterfinals
March 12, 2020	#5	#4	Las Vegas, Nev.	Grand Canyon	Canceled <sup>&amp;</sup>		Quarterfinals

<sup>^</sup> now called UT Rio Grande Valley

<sup>&</sup> canceled due to COVID-19 pandemic



# KANSAS CITY MEN'S BASKETBALL

## RECORD BOOK

### All-Time Team Conference Tournament Statistics Game-by-Game

#### The Summit League / Mid-Continent Conference Tournament History | 1996-2013, 2020-present

Opponent.....	Date.....	Round....	W/L.....	Score.....	FG . FGA . Pct.....	3FG. FGA . Pct.....	FT. FTA . Pct.....	Off-Reb	Def-Reb	Tot.....	PF..A . TO..Blk ...	Stl
<b>2023 Tournament</b>												
Omaha.....	3/3/23....	First.....	L.....	61-73.....	21...60..35.0.....	10...29...34.5.....	9...15..60.0.....	12.....	24.....	36.....	17 . 12.10 . 2.....	3
<b>2022 Tournament</b>												
South Dakota.....	3/6/22....	Quarters..	L.....	61-74.....	23...59..39.0.....	5...21...23.8.....	10...15..66.7.....	5.....	19.....	24.....	20 . 10.5 ...1.....	4
<b>2021 Tournament</b>												
North Dakota St. .	3/7/21....	Quarters..	L.....	65-69.....	25...58..43.1.....	3...16...18.8.....	12...17..70.6.....	9.....	22.....	31.....	19 . 16.6 ...2.....	4
<b>2013 Tournament</b>												
North Dakota St. .	3/10/13 .	Quarters..	L.....	58-69.....	19...50..38.0.....	7...20...35.0.....	13...20..65.0.....	5.....	20.....	25.....	25 . 16.7 ...2.....	7
<b>2011 Tournament</b>												
IUPUI.....	3/6/11....	Quarters..	L.....	55-79.....	24...49..49.0.....	3...14...21.4.....	4...8...50.0.....	6.....	14.....	20.....	22 . 9...14 . 0.....	7
<b>2010 Tournament</b>												
Oakland.....	3/6/10....	Quarters..	L.....	70-85.....	25...61..41.0.....	8...25...32.0.....	12...19..63.2.....	10.....	13.....	23.....	24 . 11.7 ...1.....	3
<b>2008 Tournament</b>												
IUPUI.....	3/8/08....	Quarters..	L.....	65-69.....	24...59..40.7.....	9...25...36.0.....	8...17..47.1.....	16.....	16.....	32.....	21 . 17.7 ...5.....	6
<b>2007 Tournament</b>												
Valparaiso.....	3/3/07....	Quarters..	W.....	84-76.....	28...51..54.9.....	9...17...52.9.....	19...31..61.3.....	12.....	19.....	31.....	15 . 9...13 . 1.....	5
<b>2006 Tournament</b>												
Oakland.....	3/4/07....	Semis.....	L.....	79-83.....	30...65..46.2.....	10...24...41.7.....	9...10...90.0.....	13.....	13.....	26.....	17 . 12.10 . 1.....	4
<b>2005 Tournament</b>												
Chicago State.....	3/5/06....	Quarters..	L.....	66-75.....	22...59..37.3.....	6...26...23.1.....	16...22..72.7.....	12.....	20.....	32.....	29 . 12.18 . 2.....	5
<b>2004 Tournament</b>												
Oakland.....	3/5/05....	Quarters..	L.....	63-67.....	22...56..39.3.....	6...24...25.0.....	13...18..72.2.....	16.....	17.....	33.....	24 . 16.13 . 4.....	2
<b>2003 Tournament</b>												
Oral Roberts.....	3/7/04....	Quarters..	W.....	86-73.....	27...65..41.5.....	8...20...40.0.....	24...32..75.0.....	17.....	30.....	47.....	26 . 13.9 ...4.....	4
<b>2002 Tournament</b>												
Valparaiso.....	3/8/04....	Semis.....	L.....	78-90.....	24...57..42.1.....	5...20...25.0.....	25...32..78.1.....	7.....	21.....	28.....	26 . 13.9 ...2.....	6
<b>2001 Tournament</b>												
Oral Roberts.....	3/9/03....	Quarters..	W.....	76-73.....	25...52..48.1.....	10...20...50.0.....	16...21..76.2.....	5.....	27.....	32.....	21 . 17.12 . 6.....	7
<b>2000 Tournament</b>												
Valparaiso.....	3/10/03 .	Semis.....	L.....	50-71.....	17...51..33.3.....	9...28...32.1.....	7...10...70.0.....	5.....	20.....	25.....	15 . 10.16 . 2.....	9
<b>1999 Tournament</b>												
Southern Utah.....	3/3/02....	Quarters..	W.....	70-57.....	21...48..43.8.....	10...23...43.5.....	18...24..75.0.....	15.....	20.....	35.....	12 . 12.13 . 1.....	10
<b>1998 Tournament</b>												
Valparaiso.....	3/4/02....	Semis.....	L.....	58-71.....	19...58..32.8.....	7...22...31.8.....	13...16..81.3.....	12.....	23.....	35.....	22 . 8...8 ...0.....	3
<b>1997 Tournament</b>												
IUPUI.....	3/4/01....	Quarters..	L.....	52-54.....	18...48..37.5.....	4...15...26.7.....	12...16..75.0.....	9.....	20.....	29.....	15 . 6...12 . 3.....	5
<b>1996 Tournament</b>												
Chicago State.....	3/5/00....	Quarters..	W.....	62-61.....	23...56..41.1.....	5...15...33.3.....	11...15..73.3.....	10.....	24.....	34.....	15 . 15.13 . 2.....	11
<b>1995 Tournament</b>												
Southern Utah.....	3/6/00....	Semis.....	L.....	54-72.....	20...54..37.0.....	3...18...16.7.....	11...22..50.0.....	21.....	19.....	40.....	16 . 13.23 . 2.....	6
<b>1994 Tournament</b>												
Western Illinois.....	2/28/99 .	Quarters..	L.....	71-77.....	23...64..35.9.....	7...17...41.2.....	18...27..66.7.....	19.....	25.....	44.....	28 . 10.12 . 0.....	5
<b>1993 Tournament</b>												
Youngstown State	3/1/98....	Quarters..	L.....	59-75.....	23...57..40.4.....	6...14...42.9.....	7...17..41.2.....	14.....	20.....	34.....	20 . 10.12 . 0.....	2
<b>1992 Tournament</b>												
Northeastern Ill. .	3/2/97....	Quarters..	L.....	48-75.....	14...45..31.1.....	1...10...10.0.....	19...23..82.6.....	16.....	23.....	39.....	24 . 7...34 . 0.....	0
<b>1991 Tournament</b>												
Central Conn St. .	3/3/96....	Quarters..	L.....	83-89.....	24...66..36.4.....	5...14...35.7.....	30...42..71.4.....	19.....	23.....	42.....	23 . 14.11 . 2.....	7



# KANSAS CITY MEN'S BASKETBALL

## RECORD BOOK

### Western Athletic Conference Tournament History | 2014-20

Opponent.....	Date .....	Round ...	W/L...	Score.....	FG FGA. Pct....	3FGFGA Pct....	FT.FTA. Pct.....	OR DR Tot .....	PF ....	A.....	TO.....	Blk Stl
<u>2020 Tournament</u>												
Grand Canyon .....	3/12/20.	Quarters.	canceled	due to COVID-19 pandemic								
<u>2019 Tournament</u>												
Utah Valley .....	3/14/19.	Quarters.	L .....	64-71 .....	24.. 59.. 40.7 .....	8..29.. 27.6 .....	8..11..72.7 .....	9...18..27 .....	20 .....	5.....	8 .....	4 .....
<u>2018 Tournament</u>												
Grand Canyon .....	3/8/18 ...	Quarters.	L .....	74-77 .....	24.. 54.. 44.4 .....	7..22.. 31.8 .....	19..25..76.0 .....	11..22..33 .....	31 .....	7.....	13 .....	1 .....
<u>2017 Tournament</u>												
UTRGV .....	3/9/17 ...	Quarters.	W.....	82-78 ot.24.. 64.. 37.5 .....	7..20.. 35.0 .....	27..43..62.8 .....	14..39..53 .....	26 .....	9.....	19 .....	5 .....	6 .....
New Mexico State	3/10/17.	Semis .....	L .....	60-78 .....	20.. 58.. 34.5 .....	5..16.. 31.3 .....	15..19..78.9 .....	12..14..26 .....	25 .....	6.....	14 .....	0 .....
<u>2016 Tournament</u>												
Utah Valley .....	3/10/16	Quarters..	W.....	80-78 .....	30.. 71.. 42.3 .....	7..16.. 43.8 .....	13..26..50.0 .....	17..32..49 .....	21 .....	8.....	8 .....	5 .....
New Mexico State	3/11/16.	Semis .....	L .....	64-78 .....	21.. 51.. 41.2 .....	5..14.. 35.7 .....	17..24..70.8 .....	10..18..28 .....	26 .....	6.....	10 .....	3 .....
<u>2015 Tournament</u>												
TX-Pan American .	3/12/15.	Quarters.	W.....	70-61 .....	23.. 54.. 42.6 .....	7..19.. 36.8 .....	17..25..68.0 .....	11..24..35 .....	23 .....	10.....	10 .....	2 .....
Seattle U.....	3/13/15.	Semis .....	L .....	63-69 .....	19.. 54.. 35.2 .....	8..21.. 38.1 .....	17..19..89.5 .....	11..16..27 .....	23 .....	9.....	5 .....	5 .....
<u>2014 Tournament</u>												
Idaho .....	3/13/14.	Quarters.	L .....	70-73 .....	24.. 50.. 48.0 .....	6..23.. 26.1 .....	16..24..66.7 .....	3...23..26 .....	25 .....	17.....	12 .....	3 .....



# KANSAS CITY MEN'S BASKETBALL

## RECORD BOOK

### Last Time it Happened in a Conference Tournament Game (1995-2023)

#### Scoring

**Player Scored 20 or more points:** Tyler Andrews (20) vs. Omaha, 3/3/23  
**Player Scored 30 or more points:** Dee Ayuba (31) vs. Valparaiso, 3/4/07  
**Player Scored 40 or more points:** not happened  
**Two or more Roos scored 30 points, same game:** not happened  
**Two or more Roos scored 20 points, same game:** Michael Watson (28) and Mike English (20) vs. Valparaiso, 3/8/04  
**Three or more Roos scored 20 points, same game:** not happened  
**No Roo scored in double figures:** not happened  
**Four players scored in double figures:** Nesbitt (19), Gilyard (11), Lamar (11) and Allick (10) vs. South Dakota, 3/6/22  
**Five players scored in double figures:** Brumagin (11), Stephens (11), Ayuba (16), Blackwell (16) and Day (17) vs. Oakland, 3/5/07  
**Six players scored in double figures:** not happened  
**KC Scored 80 or more points:** 82 vs. UT Rio Grande Valley, 3/9/17 (OT)  
**KC Scored 90 or more points:** not happened  
**KC Scored 100 or more points:** not happened

#### Field Goal Shooting

**Player Shot 80 percent or better (min. 10 att.):** not happened  
**Player Shot 90 percent or better (min. 10 att.):** not happened  
**KC shot 50 percent or better:** .549 (28/51) vs. Valparaiso, 3/4/07  
**KC shot 60 percent or better:** not happened  
**KC shot 70 percent or better:** not happened  
**KC made 30 or more field goals:** 30 vs. Utah Valley, 3/10/16  
**KC made 40 or more field goals:** not happened  
**KC made 50 or more field goals:** not happened  
**KC attempted 60 or more field goals:** 60 vs. Omaha, 3/3/23  
**KC attempted 70 or more field goals:** 71 vs. Utah Valley, 3/10/16  
**KC attempted 80 or more field goals:** not happened

#### 3-Point Field Goal Shooting

**Player Made 5 or more 3-point field goals:** Michael Watson (5) vs. Oral Roberts, 3/9/03  
**KC shot 40 percent or better (min. 8 att.):** .417 (10/24) vs. Oakland, 3/5/07  
**KC shot 50 percent or better (min. 8 att.):** .529 (9/17) vs. Valparaiso, 3/4/07  
**KC shot 60 percent or better (min. 8 att.):** not happened  
**KC shot 70 percent or better (min. 8 att.):** not happened  
**KC shot 80 percent or better (min. 8 att.):** not happened  
**KC shot 90 percent or better (min. 8 att.):** not happened  
**KC made 10 or more 3-point field goals:** 10 vs. Omaha, 3/3/23  
**KC made 15 or more 3-point field goals:** not happened  
**KC attempted 30 or more 3-point field goals:** not happened  
**KC attempted 40 or more 3-point field goals:** not happened

#### Double-Double / Triple-Double

**Had a triple-double:** not happened  
**Had a double-double (Pts/Reb):** Tyler Andrews (20 pts, 11 reb) vs. Omaha, 3/3/23  
**Had a double-double (Pts/Ast):** not happened  
**Had a double-double (Ast/Reb):** not happened  
**Two with double-double:** Kyle Steward (19 pts, 12 rebs) and Broderick Newbill (10 pts, 10 rebs) vs. UT Rio Grande Valley, 3/9/17 (OT)

#### Free Throw Shooting

**Player Perfect at the FT line (min. 8 att.):** 9-of-9, Michael Watson vs. Valparaiso, 3/8/04  
**Player Perfect at the FT line (min. 10 att.):** not happened  
**KC shot 80 percent or better (min. 12 att.):** .895 (17/19) vs. Seattle U, 3/13/15  
**KC shot 90 percent or better (min. 12 att.):** not happened  
**KC shot 100 percent (min. 12 att.):** not happened  
**KC made 20 or more free throws:** 27 vs. UT Rio Grande Valley, 3/9/17 (OT)  
**KC made 30 or more free throws:** 30 vs. Central Conn. State, 3/3/96  
**KC made 40 or more free throws:** not happened  
**KC attempted 20 or more free throws:** 25 vs. Grand Canyon, 3/8/18  
**KC attempted 30 or more free throws:** 32 vs. Valparaiso, 3/8/04  
**KC attempted 40 or more free throws:** 43 vs. UT Rio Grande Valley, 3/9/17 (OT)

#### Rebounds

**Player Had 10+ rebounds:** Tyler Andrews (11) vs. Omaha, 3/3/23  
**Player Had 15+ rebounds:** Darius Austin (16) vs. Utah Valley, 3/10/16  
**Player Had 20+ rebounds:** not happened  
**KC had 40+ rebounds:** 49 vs. Utah Valley, 3/10/16  
**KC had 50+ rebounds:** 53 vs. UT Rio Grande Valley, 3/9/17 (OT)

#### Assists

**Player Had 5 or more assists:** Martez Harrison (6) vs. Texas-Pan American, 3/12/05  
**Player Had 8 or more assists:** not happened  
**KC had 20 or more assists:** not happened  
**KC had 30 or more assists:** not happened

#### Blocked Shots

**Player Had 5 or more blocked shots:** Brandon Lipsey (6) vs. Oral Roberts, 3/9/03  
**Player Had 7 or more blocked shots:** not happened  
**KC had 5 or more blocked shots:** 5 vs. UT Rio Grande Valley, 3/9/17 (OT)  
**KC had 10 or more blocked shots:** not happened

#### Steals

**Player Had 5 or more steals:** not happened  
**Player Had 10 or more steals:** not happened  
**KC had 10 or more steals:** 10 vs. Southern Utah, 3/3/02  
**KC had 15 or more steals:** not happened

#### Turnovers

**KC had 5 or fewer turnovers:** 5 vs. South Dakota, 3/6/22  
**KC had 6-10 turnovers:** 10 vs. Omaha, 3/3/23  
**Opponent committed 15 or more turnovers:** 16 vs. UT Rio Grande Valley, 3/9/17 (OT)  
**Opponent committed 20 or more turnovers:** 22 vs. New Mexico State, 3/10/17

#### Overtime

**Won a game in overtime:** 82-78 (OT) vs. UT Rio Grande Valley, 3/9/17 (OT)  
**Lost a game in overtime:** not happened  
**Played a 2-overtime game:** not happened  
**Played a 3-overtime game:** not happened

#### Miscellaneous

**Hit a buzzer beater:** not happened  
**Won after trailing by at least 10 pts in the first half:** 13 vs. Valparaiso, 3/4/07 (down 33-20, 6:06 remaining in first half - won 84-76)  
**Won after trailing by at least 15 pts in the first half:** not happened  
**Won after trailing by at least 10 pts in second half:** not happened  
**Won after trailing by at least 15 pts in second half:** not happened



# KANSAS CITY MEN'S BASKETBALL

## RECORD BOOK

### Conference Tournament Team Single-Game Records (1995-2023)

#### Points

- 86 vs. Oral Roberts, 3/7/04
- 84 vs. Valparaiso, 3/4/07
- 83 vs. Central Connecticut State, 3/3/96
- 82 vs. UT Rio Grande Valley, 3/9/17 (OT)
- 80 vs. Utah Valley, 3/10/16
- 79 vs. Oakland, 3/4/07
- 78 vs. Valparaiso, 3/8/04
- 76 vs. Oral Roberts, 3/9/03
- 74 vs. Grand Canyon, 3/8/18
- 71 vs. Western Illinois, 2/28/99

#### Fewest Points Scored

- 48 vs. Northeastern Illinois, 3/2/97
- 50 vs. Valparaiso, 3/10/03
- 52 vs. IUPUI, 3/4/01
- 54 vs. Southern Utah, 3/6/00
- 55 vs. IUPUI, 3/6/11
- 58 vs. North Dakota State, 3/10/13  
58 vs. Valparaiso, 3/4/02
- 59 vs. Youngstown State, 3/1/98
- 60 vs. New Mexico State, 3/10/17
- 61 vs. Omaha, 3/3/23  
61 vs. South Dakota, 3/6/22

#### Fewest Points Scored in Win

- 62 vs. Chicago State, 3/5/00
- 70 vs. Texas-Pan American, 3/12/15  
70 vs. Southern Utah, 3/3/02
- 76 vs. Oral Roberts, 3/9/03
- 80 vs. Utah Valley, 3/10/16
- 82 vs. UT Rio Grande Valley, 3/9/17 (OT)
- 84 vs. Valparaiso, 3/3/07
- 86 vs. Oral Roberts, 3/7/04

#### Most Points Scored in Loss

- 83 vs. Central Connecticut State, 3/3/96
- 79 vs. Oakland, 3/4/07
- 78 vs. Valparaiso, 3/8/04
- 74 vs. Grand Canyon, 3/8/18
- 71 vs. Western Illinois, 2/28/99
- 70 vs. Idaho, 3/13/14  
70 vs. Oakland, 3/6/10
- 66 vs. Chicago State, 3/5/06
- 65 vs. IUPUI, 3/8/08
- 64 vs. Utah Valley, 3/14/19

#### Fewest Points Allowed

- 54 vs. IUPUI, 3/4/01
- 57 vs. Southern Utah, 3/3/02
- 61 vs. Texas-Pan American, 3/12/15  
61 vs. Chicago State, 3/5/00
- 67 vs. Oakland, 3/5/05
- 69 vs. North Dakota State, 3/7/21  
69 vs. Seattle U, 3/13/15  
69 vs. North Dakota State, 3/10/13  
69 vs. IUPUI, 3/8/08

#### Field Goals

- 30 vs. Utah Valley, 3/10/16  
30 vs. Oakland, 3/5/07
- 28 vs. Valparaiso, 3/4/07
- 27 vs. Oral Roberts, 3/7/04
- 25 vs. Oakland, 3/6/10  
25 vs. Oral Roberts, 3/9/03  
25 vs. North Dakota State, 3/7/21
- 24 vs. Grand Canyon, 3/8/18  
24 vs. Utah Valley, 3/14/19  
24 vs. UT Rio Grande Valley, 3/9/17 (OT)  
24 vs. Idaho, 3/13/14  
24 vs. IUPUI, 3/6/11  
24 vs. IUPUI, 3/8/08  
24 vs. Valparaiso, 3/8/04  
24 vs. Central Connecticut State, 3/3/96

#### Field Goal Attempts

- 71 vs. Utah Valley, 3/10/16
- 66 vs. Central Connecticut State, 3/3/96
- 65 vs. Oakland, 3/5/07  
65 vs. Oral Roberts, 3/7/04
- 64 vs. UT Rio Grande Valley, 3/9/17 (OT)  
64 vs. Western Illinois, 2/28/99
- 61 vs. Oakland, 3/6/10
- 60 vs. Omaha, 3/3/23
- 59 vs. South Dakota, 3/6/22  
59 vs. Utah Valley, 3/7/19  
59 vs. IUPUI, 3/8/08  
59 vs. Chicago State, 3/5/06

#### Field Goal Percentage

- 54.9 vs. Valparaiso, 3/4/07
- 49.0 vs. IUPUI, 3/6/11
- 48.1 vs. Oral Roberts, 3/9/03
- 48.0 vs. Idaho, 3/13/14
- 46.2 vs. Oakland, 3/5/07
- 44.4 vs. Grand Canyon, 3/8/18
- 43.8 vs. Southern Utah, 3/3/02
- 43.1 vs. North Dakota State, 3/7/21
- 42.6 vs. Texas-Pan American, 3/12/15
- 42.3 vs. Utah Valley, 3/10/16

#### 3-Point Field Goals

- 10 vs. Omaha, 3/3/23  
10 vs. Oakland, 3/5/07  
10 vs. Oral Roberts, 3/9/03  
10 vs. Southern Utah, 3/3/02
- 9 vs. IUPUI, 3/8/08  
9 vs. Valparaiso, 3/4/07  
9 vs. Valparaiso, 3/10/03
- 8 vs. Utah Valley, 3/14/19  
8 vs. Seattle U, 3/13/15  
8 vs. Oakland, 3/6/10  
8 vs. Oral Roberts, 3/7/04

#### 3-Point FG Attempts

- 29 vs. Omaha, 3/3/23  
29 vs. Utah Valley, 3/14/19
- 28 vs. Valparaiso, 3/10/03
- 26 vs. Chicago State, 3/5/06
- 25 vs. Oakland, 3/6/10  
25 vs. IUPUI, 3/8/08
- 24 vs. Oakland, 3/5/07  
24 vs. Oakland, 3/5/05
- 23 vs. Idaho, 3/13/14  
23 vs. Southern Utah, 3/3/02
- 22 vs. Grand Canyon, 3/8/18  
22 vs. Valparaiso, 3/4/02

#### 3-Point FG Percentage

- 52.9 (9/17) vs. Valparaiso, 3/4/07
- 50.0 (10/20) vs. Oral Roberts, 3/9/03
- 43.8 (7/16) vs. Utah Valley, 3/10/16
- 43.5 (10/23) vs. Southern Utah, 3/3/02
- 42.9 (6/14) vs. Youngstown State, 3/1/98
- 41.7 (10/24) vs. Oakland, 3/5/07
- 41.2 (7/17) vs. Western Illinois, 2/28/99
- 40.0 (8/20) vs. Oral Roberts, 3/7/04
- 38.1 (8/21) vs. Seattle U, 3/13/15
- 36.8 (7/19) vs. Texas-Pan American, 3/12/15

#### Free Throws

- 30 vs. Central Connecticut State, 3/3/96
- 27 vs. UT Rio Grande Valley, 3/9/17 (OT)
- 25 vs. Valparaiso, 3/8/04
- 24 vs. Oral Roberts, 3/7/04
- 19 vs. Grand Canyon, 3/8/18  
19 vs. Valparaiso, 3/4/07  
19 vs. Northeastern Illinois, 3/2/97
- 18 vs. Southern Utah, 3/3/02  
18 vs. Western Illinois, 2/28/99
- 17 vs. New Mexico State, 3/11/16  
17 vs. Seattle U, 3/13/15  
17 vs. Texas-Pan American, 3/12/15

#### Free Throw Attempts

- 43 vs. UT Rio Grande Valley, 3/9/17 (OT)
- 42 vs. Central Connecticut State, 3/3/96
- 32 vs. Valparaiso, 3/8/04  
32 vs. Oral Roberts, 3/7/04
- 31 vs. Valparaiso, 3/4/07
- 27 vs. Western Illinois, 2/28/99
- 26 vs. Utah Valley, 3/10/16
- 25 vs. Grand Canyon, 3/8/18  
25 vs. Texas-Pan American, 3/12/15
- 24 vs. New Mexico State, 3/11/16  
24 vs. Idaho, 3/13/14  
24 vs. Southern Utah, 3/3/02



# KANSAS CITY MEN'S BASKETBALL

## RECORD BOOK

### Conference Tournament Team Single-Game Records (1995-2023)

#### Free Throw Percentage (min 10 att.)

1. 90.0 vs. Oakland, 3/5/07
2. 89.5 vs. Seattle U, 3/13/15
3. 82.6 vs. Northeastern Illinois, 3/2/97
4. 81.3 vs. Valparaiso, 3/4/02
5. 78.9 vs. New Mexico State, 3/10/17
6. 78.1 vs. Valparaiso, 3/8/04
7. 76.2 vs. Oral Roberts, 3/9/03
8. 76.0 vs. Grand Canyon, 3/8/18
9. 75.0 vs. Oral Roberts, 3/7/04
- 75.0 vs. Southern Utah, 3/3/02
- 75.0 vs. IUPUI, 3/4/01

#### Rebounds

1. 53 vs. UT Rio Grande Valley, 3/9/17 (OT)
2. 49 vs. Utah Valley, 3/10/16
3. 47 vs. Oral Roberts, 3/7/04
4. 44 vs. Western Illinois, 2/28/99
5. 42 vs. Central Connecticut State, 3/3/96
6. 40 vs. Southern Utah, 3/6/00
7. 39 vs. Northeastern Illinois, 3/2/97
8. 36 vs. Omaha, 3/3/23
9. 35 vs. Texas-Pan American, 3/12/15
- 35 vs. Southern Utah, 3/3/02
- 35 vs. Valparaiso, 3/4/02

#### Assists

1. 17 vs. Idaho, 3/13/14
- 17 vs. IUPUI, 3/8/08
- 17 vs. Oral Roberts, 3/9/03
4. 16 vs. North Dakota State, 3/10/13
- 16 vs. Oakland, 3/5/05
- 16 vs. North Dakota State, 3/7/21
7. 15 vs. Chicago State, 3/5/00
8. 14 vs. Central Connecticut State, 3/3/96
9. 13 vs. Valparaiso, 3/8/04
- 13 vs. Oral Roberts, 3/7/04
- 13 vs. Southern Utah, 3/6/00

#### Fewest Turnovers

1. 5 vs. South Dakota, 3/6/22
- 5 vs. Seattle U, 3/13/15
2. 6 vs. North Dakota State, 3/7/21
3. 7 vs. North Dakota State, 3/10/13
- 7 vs. Oakland, 3/6/10
- 7 vs. IUPUI, 3/8/08
6. 8 vs. Utah Valley, 3/14/19
- 8 vs. Utah Valley, 3/10/16
- 8 vs. Valparaiso, 3/4/02
9. 9 vs. Valparaiso, 3/8/04
- 9 vs. Oral Roberts, 3/7/04

#### Blocked Shots

1. 6 vs. Oral Roberts, 3/9/03
2. 5 vs. UT Rio Grande Valley, 3/9/17 (OT)
- 5 vs. Utah Valley, 3/10/16
- 5 vs. Seattle U, 3/13/15
- 5 vs. IUPUI, 3/8/08
6. 4 vs. Utah Valley, 3/14/19
- 4 vs. Oakland, 3/5/05
- 4 vs. Oral Roberts, 3/7/04
9. 3 vs. New Mexico State, 3/11/16
- 3 vs. Idaho, 3/13/14
- 3 vs. IUPUI, 3/4/01

#### Steals

1. 11 vs. Chicago State, 3/5/00
2. 10 vs. Southern Utah, 3/3/02
3. 9 vs. Valparaiso, 3/10/03
4. 8 vs. Seattle U, 3/13/15
5. 7 vs. North Dakota State, 3/10/13
- 7 vs. IUPUI, 3/6/11
- 7 vs. Oral Roberts, 3/9/03
- 7 vs. Central Connecticut State, 3/3/96
9. 6 vs. UT Rio Grande Valley, 3/9/17 (OT)
- 6 vs. IUPUI, 3/8/08
- 6 vs. Valparaiso, 3/8/04
- 6 vs. Southern Utah, 3/6/00

#### Overtime Games:

March 9, 2017: 82-78 OT win vs. UT Rio Grande Valley



# KANSAS CITY MEN'S BASKETBALL

## RECORD BOOK

### Conference Tournament Individual Single-Game Records (1995-2023)

#### Points

- 34, Michael Watson vs. Oral Roberts, 3/9/03
- 31, Dee Ayuba vs. Valparaiso, 3/4/07
- 30, Michael Watson vs. Oral Roberts, 3/7/04
- 29, Michael Watson vs. Southern Utah, 3/3/02
- 28, Michael Watson vs. Valparaiso, 3/8/04
- 27, Michael Watson vs. Valparaiso, 3/4/02
- 24, Martez Harrison vs. Utah Valley, 3/10/16  
24, Dee Ayuba vs. Chicago State, 3/5/06
- 23, LaVell Boyd vs. New Mexico State, 3/11/16  
23, Josiah Allick vs. North Dakota State, 3/7/21

#### Field Goals

- 12, Dee Ayuba vs. Valparaiso, 3/4/07  
12, Michael Watson vs. Oral Roberts, 3/9/03
- 10, Martez Harrison vs. Utah Valley, 3/10/16  
10, Michael Watson vs. Oral Roberts, 3/7/04
- 9, Josiah Allick vs. North Dakota State, 3/7/21
- 8, Tyler Andrews vs. Omaha, 3/3/23  
8, Marvin Nesbitt Jr. vs. South Dakota, 3/6/22  
8, Michael Watson vs. Valparaiso, 3/8/04  
8, Michael Watson vs. Valparaiso, 3/10/03  
8, Michael Watson vs. Valparaiso, 3/4/02  
8, Michael Watson vs. Southern Utah, 3/3/02  
8, Michael Jackson vs. Chicago State, 3/5/00

#### Field Goal Attempts

- 28, Michael Watson vs. Oral Roberts, 3/9/03
- 26, Michael Watson vs. Valparaiso, 3/4/02
- 23, Michael Watson vs. Oral Roberts, 3/7/04  
23, Michael Watson vs. Valparaiso, 3/10/03
- 21, Michael Watson vs. Southern Utah, 3/3/02
- 20, LaVell Boyd vs. UT Rio Grande Valley, 3/9/17 (OT)  
20, Martez Harrison vs. Utah Valley, 3/10/16  
20, Michael Watson vs. Valparaiso, 3/8/04
- 17, Marvin Nesbitt Jr. vs. South Dakota, 3/6/22  
17, Dee Ayuba vs. Oakland, 3/5/07  
17, Dee Ayuba vs. Valparaiso, 3/4/07  
17, Michael Jackson vs. Chicago State, 3/5/00

#### Field Goal Percentage (min 10 att.)

- 70.6 (12/17), Dee Ayuba vs. Valparaiso, 3/4/07
- 60.0 (6/10), Carlton Aaron vs. Oral Roberts, 3/9/03  
60.0 (6/10), Geoff Markos vs. Northeastern Illinois, 3/2/97  
60.0 (9/15), Josiah Allick vs. North Dakota State, 3/7/21
- 58.3 (7/12), Bakari Lewis vs. IUPUI, 3/6/11  
58.3 (7/12), Dane Brumagin vs. IUPUI, 3/8/08
- 53.8 (7/13), Tim Blackwell vs. IUPUI, 3/8/08  
53.8 (7/13), Dee Ayuba vs. Chicago State, 3/5/06  
53.8 (7/13), Nick Richmond vs. Western Illinois, 2/28/99
- 50.0 (8/16) Tyler Andrews vs. Omaha, 3/3/23  
50.0 (10/20), Martez Harrison vs. Utah Valley, 3/10/16  
50.0 (6/12), LaVell Boyd vs. Utah Valley, 3/10/16  
50.0 (5/10), Tim Blackwell vs. Oakland, 3/5/07  
50.0 (6/12), Quinton Day vs. Valparaiso, 3/4/07  
50.0 (5/10), Dane Brumagin vs. Valparaiso, 3/4/07  
50.0 (7/14), Mike English vs. Oakland, 3/5/05  
50.0 (7/14), Mike English vs. Valparaiso, 3/8/04

#### 3-Point Field Goals

- 5, Michael Watson vs. Oral Roberts, 3/9/03  
5, Michael Watson vs. Southern Utah, 3/3/02  
5, Nick Richmond vs. Western Illinois, 2/28/99
- 4, LaVell Boyd vs. Utah Valley, 3/10/16  
4, Tim Blackwell vs. IUPUI, 3/8/08  
4, Tim Blackwell vs. Oakland, 3/5/07  
4, Dane Brumagin vs. Valparaiso, 3/4/07  
4, Brandon Temple vs. Oral Roberts, 3/7/04  
4, Michael Watson vs. Valparaiso, 3/10/03
- 10, 3, 20 players tied, last player to do so; Tyler Andrews and RayQuawndis Mitchell vs. Omaha, 3/3/23

#### 3-Point FG Attempts

- 14, Michael Watson vs. Valparaiso, 3/10/03
- 12, Michael Watson vs. Valparaiso, 3/4/02
- 11, Michael Watson vs. Southern Utah, 3/3/02
- 10, RayQuawndis Mitchell vs. Omaha, 3/3/23  
10, Rob Whitfield vs. Utah Valley, 3/14/19  
10, Michael Watson vs. Oral Roberts, 3/9/03
- 9, Isaiah Ross vs. Grand Canyon, 3/8/18  
9, Brandon Temple vs. Oakland, 3/5/05  
9, Tim Blackwell vs. Oakland, 3/5/05  
9, Michael Watson vs. Valparaiso, 3/8/04  
9, Nick Richmond vs. Western Illinois, 2/28/99  
9, Anthony Perry vs. Youngstown State, 3/1/98



# KANSAS CITY MEN'S BASKETBALL

## RECORD BOOK

### Conference Tournament Individual Single-Game Records (1995-2023)

#### 3-Point FG Percentage (min 5 att.)

- 80.0 (4/5), LaVell Boyd vs. Utah Valley, 3/10/16
- 60.0 (3/5), LaVell Boyd vs. UT Rio Grande Valley, 3/9/17 (OT)
  - 60.0 (3/5), Frank Williams vs. Seattle U, 3/13/15
  - 60.0 (3/5), Michael Gholston vs. Oakland, 3/6/10
- 57.1 (4/7), Tim Blackwell vs. IUPUI, 3/8/08
- 55.6 (5/9), Nick Richmond vs. Western Illinois, 2/28/99
- 50.0 (3/6), Matt Suther vs. Southern Utah, 3/3/02

#### Free Throws

- 11, Kyle Steward vs. UT Rio Grande Valley, 3/9/17 (OT)
- 9, Martez Harrison vs. Seattle U, 3/13/15
  - 9, Michael Watson vs. Valparaiso, 3/8/04
  - 9, Rick Muller vs. Central Connecticut State, 3/3/96
- 8, Nelson Kirksey vs. Idaho, 3/13/14
  - 8, Dee Ayuba vs. Chicago State, 3/5/06
  - 8, Michael Watson vs. Oral Roberts, 3/7/04
  - 8, Michael Watson vs. Valparaiso, 3/4/02
  - 8, Michael Watson vs. Southern Utah, 3/3/02
- 7, Isaiah Ross vs. Grand Canyon, 3/8/18
  - 7, LaVell Boyd vs. New Mexico State, 3/11/16
  - 7, Dee Ayuba vs. Valparaiso, 3/4/07
  - 7, Mike English vs. Oakland, 3/5/05
  - 7, Mike English vs. Oral Roberts, 3/7/04
  - 7, Brad Moulder vs. Northeastern Illinois, 3/2/97
  - 7, Darecko Rawlins vs. Central Connecticut State, 3/3/96

#### Free Throw Attempts

- 13, Kyle Steward vs. UT Rio Grande Valley, 3/9/17 (OT)
  - 13, Rick Muller vs. Central Connecticut State, 3/3/96
- 12, Dashawn King vs. UT Rio Grande Valley, 3/9/17 (OT)
  - 12, Dee Ayuba vs. Valparaiso, 3/4/07
  - 12, Mike English vs. Oral Roberts, 3/7/04
- 11, Nelson Kirksey vs. Idaho, 3/13/14
  - 11, Dee Ayuba vs. Chicago State, 3/5/06
- 10, Martez Harrison vs. Seattle U, 3/13/15
  - 10, Michael Watson vs. Valparaiso, 3/4/02
  - 10, Michael Watson vs. Southern Utah, 3/3/02
  - 10, Hal Lewis vs. Western Illinois, 2/28/99

#### Free Throw Percentage (min 6 att.)

- 100.0 (9/9), Michael Watson vs. Valparaiso, 3/8/04
  - 100.0 (8/8), Michael Watson vs. Oral Roberts, 3/7/04
  - 100.0 (7/7), Isaiah Ross vs. Grand Canyon, 3/8/18
  - 100.0 (7/7), LaVell Boyd vs. New Mexico State, 3/11/16
  - 100.0 (7/7), Mike English vs. Oakland, 3/5/05
  - 100.0 (6/6), Dashawn King vs. New Mexico State, 3/10/17
  - 100.0 (6/6), Reese Holliday vs. Texas-Pan American, 3/12/15
  - 100.0 (6/6), Matt Suther vs. Southern Utah, 3/3/02
- 90.0 (9/10), Martez Harrison vs. Seattle U, 3/13/15
- 87.5 (7/8), Brad Moulder vs. Northeastern Illinois, 3/2/97

#### Rebounds

- 16, Darius Austin vs. Utah Valley, 3/10/16
- 14, Mike English vs. Oakland, 3/5/05
- 13, Darecko Rawlins vs. Central Connecticut State, 3/3/96
- 12, Kyle Steward vs. UT Rio Grande Valley, 3/9/17 (OT)
- 11, Tyler Andrews vs. Omaha, 3/3/23
  - 11, Corey Starks vs. Oral Roberts, 3/7/04
- 10, Broderick Newbill vs. UT Rio Grande Valley, 3/9/17 (OT)
  - 10, Mike English vs. Valparaiso, 3/8/04
  - 10, Mike English vs. Oral Roberts, 3/7/04
  - 10, Josiah Allick vs. North Dakota State, 3/7/21

#### Assists

- 7, Martez Harrison vs. Idaho, 3/13/14
  - 7, Estan Tyler vs. North Dakota State, 3/10/13
  - 7, Reggie Hamilton vs. IUPUI, 3/8/08
  - 7, Quinton Day vs. Oakland, 3/5/07
- 6, Martez Harrison vs. Texas-Pan American, 3/12/15
  - 6, Quinton Day vs. Chicago State, 3/5/06
  - 6, Mike English vs. Oakland, 3/5/05
  - 6, Michael Watson vs. Valparaiso, 3/8/04
  - 6, Michael Watson vs. Oral Roberts, 3/7/04
  - 6, Marc Stricker vs. Oral Roberts, 3/9/03

#### Blocked Shots

- 6, Brandon Lipsey vs. Oral Roberts, 3/9/03
- 4, Mike English vs. Oakland, 3/5/05
- 3, Kenny Simms vs. IUPUI, 3/8/08
- 2, Jamel Allen vs. Utah Valley, 3/14/19
  - 2, Kyle Steward vs. UT Rio Grande Valley, 3/9/17 (OT)
  - 2, Darnell Tillman vs. UT Rio Grande Valley, 3/9/17 (OT)
  - 2, Thaddeus Smith vs. Utah Valley, 3/10/16
  - 2, Thaddeus Smith vs. Seattle U, 3/13/15
  - 2, Brad Reid vs. North Dakota State, 3/10/13
  - 2, James Humphrey vs. IUPUI, 3/8/08
  - 2, Mike English vs. Oral Roberts, 3/7/04
  - 2, Brandon Lipsey vs. Valparaiso, 3/10/03
  - 2, Michael Jackson vs. IUPUI, 3/4/01



# KANSAS CITY MEN'S BASKETBALL

## RECORD BOOK

### Steals

1. 4, Michael Watson vs. Oral Roberts, 3/9/03
- 4, Michael Jackson vs. Chicago State, 3/5/00
3. 3, LaVell Boyd vs. UT Rio Grande Valley, 3/9/17 (OT)
- 3, Jay Cousnard vs. IUPUI, 3/6/11
- 3, Bakari Lewis vs. IUPUI, 3/6/11
- 3, Marc Striker vs. Valparaiso, 3/10/03
- 3, Michael Watson vs. Valparaiso, 3/10/03
- 3, Marcus Golson vs. Southern Utah, 3/3/02
- 3, Michael Watson vs. Southern Utah, 3/3/02

### All-Time Tournament Double-Doubles:

- 20 pts, 11 rebs, Tyler Andrews vs. Omaha, 3/3/23
- 23 pts, 10 rebs, Josiah Allick vs. North Dakota State, 3/7/21
- 19 pts, 12 rebs, Kyle Steward vs. UT Rio Grande Valley, 3/9/17 (OT)
- 10 pts, 10 rebs, Broderick Newbill vs. UT Rio Grande Valley, 3/9/17 (OT)
- 12 pts, 16 rebs, Darius Austin vs. Utah Valley, 3/10/16
- 21 pts, 14 rebs, Mike English vs. Oakland, 3/5/05
- 20 pts, 10 rebs, Mike English vs. Valparaiso, 3/8/04
- 21 pts, 10 rebs, Mike English vs. Oral Roberts, 3/7/04
- 16 pts, 13 rebs, Darecko Rawlins vs. Central Connecticut State, 3/3/96



# KANSAS CITY MEN'S BASKETBALL

## RECORD BOOK

### Last Time it Happened in a Game by a KC Roos Player or Team (Since 1986)

#### Scoring

**Player Scored 20-29 points:** Tyler Andrews (20) vs. Omaha, 3/3/23

**Player Scored 30-39 points:** Shemarri Allen (34) vs. Denver (3OT), 12/29/22

**Player Scored 40-49 points:** Dane Brumagin (40) at Oakland, 12/6/07

**Player Scored 50 or more points:** Michael Watson (54) vs. Oral Roberts, 2/22/03 (school record)

**Two or more Roos scored 30 points, same game:** not happened

**Two or more Roos scored 20 points, same game:** Shemarri Allen (28) and RayQuawndis Mitchell (23) at North Dakota State, 1/21/23

**Three or more Roos scored 20 points, same game:** Reggie Chamberlain (20), Bakari Lewis (20) and Max Rockmann (20) vs. Oakland, 2/24/11

**No Roo scored in double figures:** at New Mexico State, 2/24/18 (L, 58-82)

**Four players scored in double figures:** Mitchell (20), Martin (15), Ngandu (11), Sullivan (11) vs. North Dakota, 2/18/23

**Five players scored in double figures:** Nesbitt Jr. (26), Lamar (15), Kopp (14), Gilyard II (12) and Allen (11) vs. Western Illinois, 2/5/22

**Six players scored in double figures:** Mitchell (18), Andrews (16), Mukeba Jr. (14), Ngandu (14), Kopp (13), Dimou (13) vs. Calvary, 11/14/22

**KC Scored 80-89 points:** 81 vs. St. Thomas, 1/12/23

**KC Scored 90-99 points:** 91 vs. Western Illinois, 2/5/22

**KC Scored 100 or more points:** 113 vs. Calvary, 11/13/22

**KC Scored 100 or more points vs. DI opponent:** 102 vs. Seattle U, 2/11/17

#### Field Goal Shooting

**Player Shot 70-79.9 percent (min. 10 att.):**

.750 (9-12), Arkel Lamar at North Dakota State (2/19/22)

.727 (8-11), Josiah Allick at North Dakota State (2/19/22)

**Player Shot 80-89.9 percent (min. 10 att.):** .818 (9-11), Brandon McKissic at South Dakota, 12/22/19

**Player Shot 90 percent or better (min. 10 att.):** .909 (10-11), Josiah Allick vs. Kansas Christian (12/19/20)

**KC shot 50-59.9 percent:** .569 at Western Illinois, 2/9/23

**KC shot 60-69.9 percent:** .613 vs. Calvary, 12/4/21

**KC shot 70 percent or better:** .775 (62-80) vs. Greenville, 11/27/20 (school record)

**KC made 30-39 field goals:** 30 at Denver (3OT), 12/29/22

**KC made 40 or more field goals:** 43 vs. Calvary, 11/14/22

**KC attempted 60-69 field goals:** 60 vs. Omaha, 3/3/23

**KC attempted 70-79 field goals:** 79 vs. Calvary, 11/14/22

**KC attempted 80 or more field goals:** 81 vs. Denver (3OT), 12/29/22

#### 3-Point Field Goal Shooting

**Player Made 5 or more 3-point field goals:** RayQuawndis Mitchell (5) at North Dakota State, 1/21/23

**KC shot 40-49.9 percent (min. 8 att.):** .409 (9-22) vs. St. Thomas, 1/12/23

**KC shot 50-59.9 percent (min. 8 att.):** .533 (8-15) at Western Illinois, 2/9/23

**KC shot 60-69.9 percent (min. 8 att.):** .643 (9-14) at Oral Roberts, 1/24/21

**KC shot 70-79.9 percent (min. 8 att.):** .714 (10-14) at North Dakota State, 2/19/22

**KC shot 80-89.9 percent (min. 8 att.):** .889 (8-9) at Valparaiso, 1/13/05

**KC shot 90 percent or better (min. 8 att.):** not happened

**KC made 10-to-14 3-point field goals:** 10 vs. Omaha, 3/3/23

**KC made 15 or more 3-point field goals:** 17 vs. Calvary, 11/14/22

**KC attempted 30-to-39 3-point field goals:** 30 at Denver (3OT), 12/29/22

**KC attempted 40 or more 3-point field goals:** 42 vs. Ottawa, 1/31/17 (school record)

#### Double-Double / Triple-Double

**Had a triple-double:** not happened

**Had a double-double (Pts/Reb):** Tyler Andrews (20 pts, 11 rebs) vs. Omaha, 3/3/23

**Had a double-double (Pts/Ast):** Martez Harrison (18 pts, 11 asts) at Omaha, 11/17/15

**Had a double-double (Ast/Reb):** not happened

**Two with double-double:** Javan White (24 pts, 15 rebs) and Josiah Allick (12 pts, 10 rebs) vs. Bacone, 11/18/19

#### Free Throw Shooting

**Player Perfect at the FT line (8 or 9 att.):** 8-of-8, Shemarri Allen at Green Bay, 12/10/22

**Player Perfect at the FT line (min. 10 att.):** 11-of-11, Shemarri Allen vs. Idaho State, 11/29/22

**KC shot 80-89.9 percent (min. 12 att.):** .846 (11-13) vs. South Dakota State, 1/30/23

**KC shot 90 percent or better (min. 12 att.):** .913 (21-23) vs. Kansas Christian, 11/17/21

**KC shot 100 percent (min. 12 att.):** not happened

**KC made 20-to-29 free throws:** 26 vs. North Dakota, 2/18/23

**KC made 30 or more free throws:** 30 vs. Seattle U, 2/8/18

**KC attempted 20-to-29 free throws:** 24 vs. Oral Roberts, 2/4/23

**KC attempted 30-to-39 free throws:** 33 vs. North Dakota, 2/18/23

**KC attempted 40-to-49 free throws:** 43 vs. UT Rio Grande Valley, 3/9/17 (OT)

**KC attempted 50 or more free throws:** 53 vs. Emporia State, 11/8/13 (school record)



# KANSAS CITY MEN'S BASKETBALL

## RECORD BOOK

### Last Time it Happened in a Game by a KC Roos Player or Team (Since 1986)

#### Rebounds

**Player Had 10-to-14 or more rebounds:** Tyler Andrews (11) vs. Omaha, 3/3/23

**Player Had 15-to-19 rebounds:** Jeff Ngandu (17) vs. Western Illinois, 1/14/23

**Player Had 20 or more rebounds:** Spencer Johnson (21) vs. North Dakota State, 12/28/10

**KC had 40-to-49 rebounds:** 43 vs. North Dakota, 2/18/23

**KC had 50 or more rebounds:** 50 vs. Lindenwood, 12/3/23

#### Assists

**Player Had 5-to-7 assists:** Marvin Nesbitt Jr. (5) vs. South Dakota State, 2/26/22

**Player Had 8 or 9 assists:** Allen David Mukeba (8) vs. Calvary, 11/14/22

**Player Had 10 or more assists:** Sam Martin (11) vs. Kansas Christian, 12/19/20

**KC had 20-to-29 assists:** 26 vs. Calvary, 11/14/22

**KC had 30 or more assists:** 31 vs. Kansas Christian, 12/19/20

#### Blocked Shots

**Player Had 5 or 6 blocked shots:** Jeff Ngandu (5) at Denver, 12/29/22

**Player Had 7 or more blocked shots:** Thaddeus Smith (7) vs. Indiana State, 12/28/14 (tied school record)

**KC had 5-to-9 blocked shots:** 6 vs. North Dakota State, 2/16/23

**KC had 10 or more blocked shots:** 10 at Incarnate Word, 12/16/17

#### Steals

**Player Had 5 or 6 steals:** Shemarri Allen (6) at North Dakota, 1/19/23

**Player Had 7 or more steals:** Quinton Day (7) vs. Central Methodist, 11/19/05 (tied school record)

**KC had 10-to-14 steals:** 11 vs. South Dakota, 12/19/22

**KC had 15 or more steals:** 16 vs. Calvary, 11/14/22

#### Turnovers

**KC had 0-to-5 turnovers:** 5 vs. South Dakota, 3/6/22

**KC had 5-to-10 turnovers:** 10 vs. Omaha, 3/3/23

**Opponent committed 15-to-19 turnovers:** 15 vs. North Dakota State, 2/16/23

**Opponent committed 20-to-24 turnovers:** 21 vs. Calvary, 11/14/22

**Opponent committed 25 or more turnovers:** 26 vs. Spurgeon, 1/24/22

#### Overtime

**Won a game in overtime:** 90-86 (3OT) vs. Seattle U, 1/2/20

**Lost a game in overtime:** 83-85 (3OT) at Denver, 12/29/22

**Played a 2-overtime game:** W, 73-70 at Indiana State, 12/28/14

**Played a 3-overtime game:** L, 83-85 at Denver, 12/29/22

#### Miscellaneous

**Defeated a Top 25 Opponent:** not happened

**Hit a buzzer beater in a victory:** Jahshire Hardnett (2 sec remaining; 25-foot 3-pointer) at South Dakota, 12/22/19 (W, 78-75)

**Lost on a buzzer beater:** Max Abmas (Half-court shot as time expired) at Oral Roberts, 1/7/23 (L, 71-74)

**Won after trailing by 10-to-14 pts in the first half:** 14 vs. North Dakota State, 1/20/22 (down 27-41, 0:54 remaining in the first half - won 80-77)

**Won after trailing by at least 15 pts in the first half:** 15 vs. George Washington, 11/22/19 (down 10-25, 4:41 remaining in first half - won 74-68)

**Won after trailing by 10-to-14 pts in second half:** 14 vs. North Dakota State, 1/20/22 (down 43-57, 12:37 remaining in second half - won 80-77)

**Won after trailing by at least 15 pts in second half:** not happened going back to start of 2013-14 season

**Wire-to-Wire Win:** 61-47 vs. Lindenwood, 12/3/22



# KANSAS CITY MEN'S BASKETBALL

## RECORD BOOK

### Series History (NCAA era)

Air Force (Colo.) (1-1)  
 Jan. 6, 1990 (A) L 65-71  
 Dec. 10, 1990 (H) W 74-53

Alaska Anchorage (0-1)  
 Nov. 24, 2006 (A) L 70-77

Albany (N.Y.) (0-1)  
 Nov. 17, 2012 (N) L 59-62

Alcorn State (Miss.) (3-1)  
 Jan. 4, 1988 (H) L 59-62  
 Mar. 1, 1989 (H) W 92-68  
 Feb. 21, 1990 (A) W 72-69  
 Mar. 5, 1990 (H) W 96-87

American University (D.C.) (0-2)  
 Feb. 25, 1989 (A) L 75-80  
 Dec. 21, 1989 (H) L 71-76

American International (Mass.) (5-1)  
 Dec. 31, 1987 (A) W 70-68  
 Feb. 13, 1988 (H) W 87-68  
 Feb. 13, 1989 (A) L 96-102 (OT)  
 Feb. 17, 1990 (H) W 109-91  
 Feb. 18, 1991 (H) W 95-85  
 Mar. 4, 1991 (A) W 128-119

Appalachian State (N.C.) (0-1)  
 Dec. 16, 2012 (H) L 71-81

Arizona (0-1)  
 Nov. 19, 2007 (A) L 62-81

Arkansas (0-1)  
 Dec. 2, 2006 (A) L 61-71

Arkansas-Little Rock (1-2)  
 Dec. 4, 1999 (H) W 86-60  
 Dec. 30, 2000 (A) L 53-59  
 Nov. 22, 2014 (A) L 68-73

Arkansas Monticello (1-0)  
 Nov. 25, 2016 (H) W 97-82

Arkansas State (0-7)  
 Jan. 7, 1988 (H) L 58-75  
 Feb. 29, 1988 (A) L 68-82  
 Jan. 11, 1989 (H) L 58-80  
 Jan. 30, 1989 (A) L 50-69  
 Dec. 28, 2001 (N) L 58-60  
 Dec. 28, 2002 (N) L 56-71  
 Nov. 28, 2021 (A) L 55-66

Arkansas Tech (1-0)  
 Nov. 24, 2007 (H) W 90-82

Avila (Mo.) (3-0)  
 Dec. 28, 2017 (H) W 89-58  
 Nov. 24, 2018 (H) W 94-58  
 Nov. 5, 2019 (H) W 102-49

Bacone (Okla.) (1-0)  
 Nov. 18, 2019 (H) W 111-38

Baker (Kan.) (1-0)  
 Nov. 15, 2006 (H) W 97-58

Ball State (Ohio) (0-2)  
 Jan. 30, 1988 (H) L 56-62  
 Feb. 27, 1988 (A) L 71-76

Baptist Bible (1-0)  
 Jan. 11, 2021 (H) W 98-57

Baylor (Texas) (4-3)  
 Feb. 1, 1992 (H) W 75-61  
 Dec. 30, 1992 (A) L 87-98  
 Dec. 28, 1993 (H) W 74-71  
 Feb. 1, 1995 (A) L 89-92  
 Nov. 28, 1995 (H) W 70-55  
 Dec. 3, 1996 (A) L 71-79 (OT)  
 Nov. 29, 1998 (N) W 49-46

Bellevue (Neb.) (1-0)  
 Dec. 16, 1999 (H) W 101-58

Biola (Calif.) (1-0)  
 Nov. 25, 1991 (H) W 68-65

Bowling Green (Ky.) (1-0)  
 Nov. 19, 2016 (A) W 71-69

Bradley (Ill.) (1-1)  
 Nov. 24, 2008 (N) W 73-61  
 Nov. 13, 2011 (A) L 58-68

Buffalo (N.Y.) (4-4)  
 Nov. 29, 1994 (H) L 67-68  
 Jan. 21, 1995 (A) L 68-77  
 Jan. 6, 1996 (H) L 43-48  
 Feb. 5, 1996 (A) W 72-63  
 Jan. 11, 1997 (A) L 62-80  
 Feb. 8, 1997 (H) W 85-74 (2OT)  
 Jan. 21, 1998 (A) W 81-67  
 Feb. 21, 1998 (H) W 78-68

CSU Bakersfield (5-9)  
 Jan. 25, 2014 (A) W 70-69  
 Feb. 20, 2014 (H) L 69-74  
 Jan. 22, 2015 (H) W 66-63  
 Feb. 21, 2015 (A) L 62-64  
 Jan. 9, 2016 (H) L 72-83  
 Feb. 4, 2016 (A) L 66-77  
 Jan. 28, 2017 (H) L 63-74  
 Feb. 23, 2017 (A) L 62-71  
 Jan. 18, 2018 (H) W 62-59  
 Feb. 3, 2018 (A) L 58-81  
 Jan. 17, 2019 (A) L 73-74  
 Feb. 16, 2019 (H) W 75-67  
 Jan. 16, 2020 (H) L 64-74 (OT)  
 Feb. 15, 2020 (A) W 59-53

California Baptist (3-1)  
 Jan. 10, 2019 (H) W 84-68  
 Feb. 9, 2019 (A) L 60-70  
 Jan. 25, 2020 (A) W 67-57  
 Feb. 19, 2020 (H) W 69-63

California Irvine (1-0)  
 Dec. 11, 1992 (N) W 86-85

Cal Poly (1-1)  
 Dec. 29, 1997 (A) L 78-79  
 Dec. 22, 1998 (H) W 103-97

Calvary Bible (2-0)  
 Dec. 4, 2021 (H) W 94-32  
 Nov. 14, 2022 (H) W 113-54

Canisius (N.Y.) (1-1)  
 Dec. 16, 2011 (H) W 72-67  
 Dec. 30, 2014 (A) L 55-67

Carleton (Minn.) (1-0)  
 Nov. 24, 1990 (N) W 76-64

Centenary (La.) (12-4)  
 Jan. 28, 1988 (H) L 75-88  
 Jan. 10, 2004 (H) W 62-57  
 Feb. 19, 2004 (A) L 55-63  
 Jan. 8, 2005 (A) W 70-66  
 Jan. 24, 2005 (H) W 82-70  
 Jan. 7, 2006 (H) W 69-63  
 Jan. 28, 2006 (A) W 70-67  
 Jan. 11, 2007 (H) W 80-75  
 Feb. 10, 2007 (A) L 68-69  
 Jan. 26, 2008 (H) W 76-73  
 Feb. 23, 2008 (A) W 75-65 (OT)  
 Jan. 24, 2009 (A) L 75-83  
 Feb. 19, 2009 (H) W 61-59  
 Dec. 5, 2009 (A) W 84-83  
 Feb. 25, 2010 (H) W 83-69  
 Jan. 13, 2011 (A) W 71-67  
 Feb. 12, 2011 (H) W 91-58  
Underlined contest vacated due to League sanctions.

Central Arkansas (3-1)  
 Dec. 16, 2006 (H) W 80-68  
 Dec. 29, 2007 (A) L 57-64  
 Dec. 19, 2009 (H) W 78-67  
 Nov. 16, 2010 (A) W 73-71

Central Connecticut State (4-3)  
 Jan. 28, 1995 (H) W 77-69  
 Mar. 1, 1995 (A) W 74-68  
 Jan. 2, 1996 (A) W 66-59  
 Feb. 29, 1996 (H) W 79-69  
 Mar. 3, 1996 (N) L 83-89  
 Jan. 27, 1997 (A) L 46-60  
 Feb. 15, 1997 (H) L 67-72

Central Florida (0-2)  
 Dec. 4, 2004 (A) L 56-62  
 Dec. 18, 2004 (H) L 56-57

Central Methodist (Mo.) (1-0)  
 Nov. 19, 2005 (H) W 74-61

Central Michigan (1-3)  
 Nov. 26, 2005 (H) W 75-65  
 Nov. 19, 2006 (A) L 68-85  
 Dec. 19, 2017 (H) L 86-92 (OT)  
 Dec. 19, 2018 (A) L 72-81

Chicago State (Ill.) (37-12)  
 Feb. 4, 1989 (H) L 63-71  
 Mar. 7, 1990 (A) L 84-88  
 Feb. 17, 1992 (A) W 88-74  
 Feb. 24, 1992 (H) W 107-57  
 Jan. 16, 1993 (H) W 106-76  
 Feb. 13, 1993 (A) W 83-69  
 Jan. 22, 1994 (A) W 84-81  
 Feb. 7, 1994 (H) W 95-85  
 Jan. 14, 1995 (A) W 89-73  
 Feb. 20, 1995 (H) W 91-64  
 Jan. 20, 1996 (A) L 66-77  
 Feb. 19, 1996 (H) W 99-73  
 Jan. 18, 1997 (A) W 64-63  
 Feb. 12, 1997 (H) L 82-97  
 Jan. 10, 1998 (A) L 69-79  
 Feb. 5, 1998 (H) W 89-65  
 Jan. 2, 1999 (H) W 64-49  
 Jan. 30, 1999 (A) W 73-67  
 Jan. 6, 2000 (A) W 65-60  
 Feb. 5, 2000 (H) W 92-53  
 Mar. 5, 2000 (N) W 62-61  
 Jan. 13, 2001 (A) W 60-57  
 Feb. 15, 2001 (H) W 62-37  
 Jan. 24, 2002 (H) W 67-53  
 Feb. 24, 2002 (A) W 61-48  
 Jan. 9, 2003 (A) W 80-70  
 Feb. 8, 2003 (H) W 59-56  
 Jan. 5, 2004 (A) W 60-59  
 Feb. 21, 2004 (H) L 65-66  
 Feb. 5, 2005 (H) L 69-72  
 Feb. 24, 2005 (A) L 72-74  
 Jan. 4, 2006 (A) W 80-75  
 Feb. 6, 2006 (H) W 82-81 (2OT)  
 Mar. 5, 2006 (N) L 66-75  
 Jan. 4, 2007 (H) W 86-78  
 Jan. 11, 2014 (H) L 66-68  
 Feb. 8, 2014 (A) L 74-81  
 Jan. 17, 2015 (H) W 64-62  
 Feb. 14, 2015 (A) W 61-50  
 Jan. 30, 2016 (H) W 78-64  
 Mar. 5, 2016 (A) W 82-53  
 Feb. 18, 2017 (H) W 84-65  
 Mar. 4, 2017 (A) W 87-82  
 Feb. 15, 2018 (H) W 76-67  
 Mar. 3, 2018 (A) L 82-96  
 Jan. 5, 2019 (H) W 80-72  
 Mar. 9, 2019 (A) W 76-61  
 Feb. 1, 2020 (A) W 69-51  
 Feb. 29, 2020 (H) W 80-58

Cincinnati (Ohio) (1-1)  
 Dec. 28, 1988 (A) W 63-58  
 Dec. 16, 1991 (H) L 61-65



# KANSAS CITY MEN'S BASKETBALL

## RECORD BOOK

### Series History (NCAA era)

#### Cleveland State (Ohio) (1-3)

Jan. 7, 1989 (H)	L	61-87
Mar. 6, 1989 (A)	L	61-99
Nov. 30, 1991 (N)	W	73-67
Nov. 25, 2000 (H)	L	55-57

#### Colorado (1-8)

Jan. 2, 1993 (H)	W	63-59
Jan. 20, 1993 (A)	L	66-88
Jan. 12, 1994 (A)	L	76-84
Jan. 11, 1995 (H)	L	92-100
Feb. 10, 1996 (A)	L	55-84
Dec. 28, 1996 (H)	L	61-82
Dec. 13, 2000 (A)	L	64-80
Dec. 7, 2002 (H)	L	59-62
Dec. 21, 2004 (A)	L	68-79

#### Colorado-Colorado Springs (1-0)

Feb. 5, 1992 (H)	W	97-47
------------------	---	-------

#### Connecticut (0-1)

Nov. 11, 2018 (A)	L	66-94
-------------------	---	-------

#### Creighton (Neb.) (3-10)

Feb. 1, 1988 (A)	L	45-60
Dec. 18, 1989 (H)	L	86-106
Feb. 10, 1992 (H)	W	79-68
Feb. 8, 1993 (A)	L	79-88
Nov. 29, 1993 (H)	W	82-57
Dec. 17, 1994 (A)	L	61-75
Dec. 28, 1995 (H)	W	72-20 (OT)
Nov. 25, 1996 (A)	L	68-70
Nov. 14, 1997 (A)	L	59-81
Nov. 18, 1998 (H)	L	58-79
Nov. 11, 2013 (A)	L	70-96
Nov. 11, 2016 (A)	L	82-89
Dec. 27, 2018 (A)	L	53-89

#### Crowley's Ridge (Ark.) (1-0)

Jan. 27, 2020 (H)	W	99-41
-------------------	---	-------

#### Culver-Stockton (1-0)

Nov. 25, 2020 (H)	W	105-35
-------------------	---	--------

#### Delaware State (2-0)

Dec. 8, 1999 (A)	W	53-50
Nov. 29, 2000 (H)	W	73-49

#### Denver (Colo.) (8-4)

Nov. 26, 1988 (H)	W	75-58
Dec. 17, 1990 (H)	W	101-73
Dec. 10, 1997 (H)	W	66-54
Feb. 10, 1999 (A)	L	77-96
Dec. 3, 2002 (A)	L	66-83
Dec. 10, 2003 (H)	W	72-68
Feb. 19, 2021 (H)	W	68-57
Feb. 20, 2021 (H)	W	80-69
Jan. 17, 2022 (H)	L	55-63
Jan. 27, 2022 (A)	W	72-61
Dec. 29, 2022 (A)	L	83-85 (30T)
Jan. 28, 2023 (H)	W	70-60

#### Doane (Neb.) (1-0)

Nov. 26, 1997 (H)	W	74-62
-------------------	---	-------

#### Drake (Iowa) (2-2)

Nov. 21, 2015 (A)	W	79-73
Nov. 15, 2016 (H)	W	68-62
Nov. 21, 2018 (H)	L	63-66
Nov. 13, 2019 (A)	L	58-76

#### East Carolina (N.C.) (1-0)

Nov. 23, 2019 (N)	W	74-68
-------------------	---	-------

#### Eastern Illinois (1-5)

Jan. 3, 1995 (H)	L	57-65
Feb. 6, 1995 (A)	L	63-76
Jan. 29, 1996 (H)	L	54-56
Feb. 22, 1996 (A)	W	82-73
Dec. 1, 2004 (A)	L	69-77
Dec. 30, 2005 (H)	L	67-72

#### Eastern Kentucky (1-1)

Jan. 23, 1991 (H)	W	83-73
Feb. 16, 1991 (A)	L	76-83

#### Eastern Washington (1-2)

Dec. 3, 2007 (H)	L	54-65
Dec. 18, 2008 (A)	W	68-61
Nov. 17, 2018 (A)	L	80-87 (OT)

#### Elon (N.C.) (1-0)

Dec. 22, 2018 (H)	W	95-59
-------------------	---	-------

#### Emporia State (Kan.) (0-1)

Nov. 8, 2013 (H)	L	76-81
------------------	---	-------

#### Florida (0-1)

Nov. 30, 2008 (N)	L (#17)	65-86
-------------------	---------	-------

#### Florida Atlantic (2-2)

Nov. 13, 2006 (H)	W	85-70
Dec. 23, 2006 (A)	L	61-70
Nov. 26, 2007 (H)	W	77-66
Nov. 22, 2008 (A)	L	59-77

#### Florida Gulf Coast (1-1)

Nov. 26, 2008 (A)	W	73-69
Nov. 23, 2022 (N)	L	59-73

#### Florida International (4-0)

Feb. 6, 1988 (H)	W	84-74
Mar. 5, 1988 (A)	W	79-76
Jan. 26, 1991 (A)	W	79-72
Feb. 23, 1991 (H)	W	104-54

#### Florida Tech (1-0)

Dec. 21, 1992 (H)	W	68-55
-------------------	---	-------

#### George Washington (D.C.) (1-0)

Nov. 22, 2019 (N)	W	74-68
-------------------	---	-------

#### Georgia Southern (0-1)

Nov. 21, 2017 (N)	L	75-78
-------------------	---	-------

#### Grambling State (La.) (1-1)

Jan. 4, 1988 (H)	W	80-65
Feb. 8, 1989 (A)	L	71-79

#### Grand Canyon (Ariz.) (4-11)

Feb. 1 2014 (H)	L	53-72
Feb. 27, 2014 (A)	W	85-80
Jan. 29, 2015 (A)	L	57-78
Feb. 28, 2015 (H)	W	70-65
Jan. 23, 2016 (H)	L	78-85
Feb. 18, 2016 (A)	L	66-78
Jan. 26, 2017 (H)	W	83-77
Feb. 25, 2017 (A)	L	77-84
Jan. 20, 2018 (H)	L	69-86
Feb. 1, 2018 (A)	L	62-79
Mar. 8, 2018 (N)	L	74-77
Jan. 19, 2019 (A)	L	50-78
Feb. 14, 2019 (H)	W	87-75 (OT)
Jan. 19, 2020 (H)	L	66-69
Feb. 13, 2020 (A)	L	66-71 (OT)
Mar. 12, 2020 (N)	canceled^	
^ due to COVID-19 coronavirus		

#### Grand View (Iowa) (1-0)

Feb. 15, 1993 (H)	W	99-78
-------------------	---	-------

#### Green Bay (Wis.) (4-4)

Dec. 9, 1989 (H)	L	59-64
Feb. 26, 1990 (A)	L	66-83
Nov. 17, 2001 (A)	W	48-47
Dec. 15, 2001 (H)	W	67-54
Nov. 21, 2016 (N)	L	77-95
Mar. 15, 2017 (H) (CBI)	W	92-82
Dec. 10, 2021 (H)	W	64-55
Dec. 10, 2022 (A)	L	64-70

#### Greenville (1-0)

Nov. 27, 2020 (N)	W	138-97
-------------------	---	--------

#### Haskell (Kan.) (1-0)

Nov. 12, 2017 (H)	W	110-59
-------------------	---	--------

#### Hawaii (0-1)

Dec. 10, 1993 (A)	L	54-72
-------------------	---	-------

#### Hofstra (N.Y.) (1-0)

Nov. 28, 1998 (N)	W	52-51
-------------------	---	-------

#### Houston Baptist (Texas) (2-2)

Dec. 12, 2009 (A)	W	102-87
Dec. 21, 2010 (H)	W	73-51
Jan. 22, 2013 (H)	L	61-63
Feb. 6, 2013 (A)	L	45-66

#### Idaho (1-2)

Jan. 2, 2014 (A)	W	80-74
Mar. 8, 2014 (H)	L	80-87
Mar. 13, 2014 (N)	L	70-73

#### Idaho State (1-4)

Dec. 27, 2002 (N)	L	61-75
Nov. 28, 2009 (H)	L	65-68
Dec. 11, 2010 (A)	L	57-78
Nov. 22, 2021 (A)	W	74-58
Nov. 29, 2022 (H)	L	65-75

#### Illinois (0-1)

Nov. 11, 2022 (A)	L (#23)	48-86
-------------------	---------	-------

#### Illinois State (0-1)

Nov. 27, 1998 (N)	L	48-50
Incarnate Word (Texas) (0-2)		
Dec. 20, 2014 (H)	L	104-110 (30T)
Dec. 16, 2017 (A)	L	73-77

#### Indiana State (2-1)

Dec. 14, 2013 (H)	L	63-74
Dec. 28, 2014 (A)	W	73-70 (20T)
Nov. 22, 2022 (N)	W	63-61

#### Iowa (0-3)

Dec. 5, 2015 (A)	L	75-95
Nov. 8, 2018 (A)	L	63-77
Nov. 12, 2021 (A)	L	57-89

#### Iowa State (0-4)

Dec. 19, 2012 (H)	L	61-76
Nov. 25, 2013 (A)	L (#17)	51-110
Dec. 9, 2014 (A)	L (#14)	56-73
Dec. 4, 2019 (A)	L	61-79

#### IPFW (Ind. Fort Wayne) (6-7)

Feb. 26, 2002 (H)	W	81-66
Dec. 8, 2007 (A)	L	70-79
<u>Feb. 28, 2008 (H)</u>	<u>W</u>	<u>75-57</u>
Dec. 6, 2008 (H)	W	70-62
Feb. 26, 2009 (A)	L	71-76
Jan. 16, 2010 (A)	L	69-78
Feb. 11, 2010 (H)	W	65-56
Dec. 2, 2010 (A)	L	72-76 (OT)
Feb. 26, 2011 (H)	L	57-82
Dec. 1, 2011 (A)	W	81-66
Feb. 25, 2012 (H)	L	73-76
Jan. 19, 2013 (A)	W	63-59
Feb. 14, 2013 (H)	L	60-65
Dec. 1, 2018 (A)	W	90-73
<u>Underlined contest later vacated</u>		



# KANSAS CITY MEN'S BASKETBALL

## RECORD BOOK

### Series History (NCAA era)

IUPUI (Ind. Purdue Univ) (13-20)	
Dec. 7, 1998 (A) L	76-80
Feb. 6, 1999 (H) L	81-83 (OT)
Feb. 12, 2000 (A) W	70-68 (OT)
Feb. 29, 2000 (H) W	84-73
Feb. 1, 2001 (A) W	58-56
Feb. 27, 2001 (H) W	59-52
Mar. 3, 2001 (N) L	52-54
Jan. 12, 2002 (H) L	63-64 (OT)
Feb. 7, 2002 (A) W	55-54
Jan. 18, 2003 (H) L	65-74
Feb. 13, 2003 (A) L	61-73
Jan. 22, 2004 (H) L	83-91
Feb. 28, 2004 (A) W	73-68 (OT)
Jan. 3, 2005 (A) W	77-61
Jan. 20, 2005 (H) W	81-76
Jan. 12, 2006 (H) L	62-68
Jan. 21, 2006 (A) L	59-95
Jan. 18, 2007 (A) L	72-77
Feb. 17, 2007 (H) W	85-72
Jan. 3, 2008 (H) L	72-77
Feb. 2, 2008 (A) L	70-90
Mar. 8, 2008 (N) L	65-69
Dec. 31, 2008 (A) L	69-72
Jan. 31, 2009 (H) L	56-60
Jan. 23, 2010 (H) L	64-65
Feb. 18, 2010 (A) L	65-103
Jan. 20, 2011 (H) W	85-77 (2OT)
Feb. 19, 2011 (A) L	69-84
Mar. 6, 2011 (N) L	55-79
Jan. 3, 2012 (A) L	74-83 (OT)
Jan. 21, 2012 (H) W	64-62
Nov. 29, 2012 (H) W	79-65
Mar. 2, 2013 (A) W	48-44
Jackson State (Miss.) (2-3)	
Jan. 3, 1988 (N) L	55-59
Dec. 3, 1990 (A) L	62-71
Feb. 6, 1991 (H) W	76-73
Dec. 18, 1991 (H) W	86-74
Jan. 16, 1991 (A) L	66-76
Kansas (0-8)	
Dec. 12, 1992 (N) L (#2)	62-108
Dec. 8, 2001 (A) L (#4)	68-79
Jan. 4, 2003 (N) L (#18)	46-100
Nov. 11, 2007 (A) L (#4)	62-85
Nov. 16, 2008 (A) L (#23)	56-71
Jan. 5, 2011 (A) L (#3)	52-99
Dec. 6, 2016 (A) L (#3)	105-62
Dec. 14, 2019 (A) L (#2)	57-98
Kansas Christian (3-0)	
Dec. 19, 2020 (H) W	98-42
Dec. 19, 2020 (H) W	95-36
Nov. 17, 2021 (H) W	99-36

Kansas State (1-20)	
Dec. 2, 1987 (A) L	54-81
Dec. 17, 1988 (H) L	57-83
Dec. 6, 1989 (A) L	57-78
Jan. 15, 1991 (H) L	62-76
Jan. 21, 1991 (A) L	62-86
Jan. 29, 1992 (A) L	53-72
Dec. 18, 1992 (H) L	64-66
Dec. 22, 1993 (H) L	66-70
Feb. 22, 1994 (A) L	58-71
Dec. 2, 1994 (A) L	48-80
Dec. 22, 1995 (H) L	54-69
Nov. 22, 1996 (A) L	53-73
Dec. 3, 1997 (H) L	50-71
Dec. 19, 1998 (A) L	39-67
Dec. 30, 2003 (H) W	93-52
Dec. 23, 2010 (A) L (#11)	64-80
Dec. 29, 2012 (A) L (#25)	44-52
Nov. 17, 2014 (A) L	73-83
Nov. 14, 2017 (A) L	51-72
Nov. 30, 2020 (A) L	58-62
Nov. 17, 2022 (A) L	53-69
Liberty (Va.) (0-1)	
Nov. 24, 2019 (N) L	49-62
Lincoln (Mo.) (3-1)	
Nov. 17, 2009 (H) W	78-52
Nov. 13, 2012 (H) W	99-64
Nov. 25, 2015 (H) W	73-72
Nov. 7, 2022 (H) L	56-59
Lindenwood (1-0)	
Dec. 4, 2022 (H) W	61-47
Longwood (Va.) (3-0)	
Feb. 14, 2005 (A) W	74-51
Dec. 3, 2005 (H) W	79-69
Nov. 26, 2011 (N) W	93-53
Louisiana Tech (0-2)	
Dec. 19, 1987 (H) L	58-70
Feb. 22, 1988 (A) L	71-83
Louisville (Ky.) (0-3)	
Dec. 8, 2012 (A) L (#5)	47-99
Dec. 4, 2013 (A) L (#7)	62-90
Dec. 22, 2015 (A) L (#16)	47-75
Loyola-Chicago (Ill.) (1-5)	
Dec. 10, 2002 (A) L	75-86
Dec. 2, 2003 (H) L	75-83 (OT)
Dec. 22, 2007 (H) W	77-66
Dec. 13, 2008 (A) L	47-52
Nov. 16, 2017 (H) L	56-66
Nov. 6, 2018 (A) L	45-76
LSU (0-1)	
Nov. 9, 2023 (A) L	63-74
MacMurray (Ill.) (1-0)	
Nov. 30, 1989 (H) W	89-55
Manhattan (N.Y.) (1-0)	
Nov. 20, 2017 (N) W	74-63

Marshall (W.Va.) (1-0)	
Nov. 25, 2006 (N) W	79-75
Maryland (0-1)	
Dec. 13, 2006 (A) L	50-101
Maryland-Eastern Shore (1-1)	
Dec. 11, 1999 (A) L	74-76
Nov. 24, 2001 (H) W	58-55
McNeese (La.) (1-1)	
Dec. 15, 2018 (H) W	80-67
Dec. 10, 2019 (A) L	73-82
Miami (Ohio) (1-1)	
Dec. 18, 2013 (H) W	69-55
Jan. 3, 2015 (A) L	61-66
Michigan State (0-1)	
Dec. 19, 2011 (A) L (#20)	54-89
Middle Tennessee State (1-1)	
Jan. 4, 1993 (H) W	73-65
Dec. 18, 1993 (A) L	67-82
Milwaukee (Wis.) (5-8)	
Feb. 6, 1989 (H) L	67-72
Jan. 18, 1990 (H) W	93-80
Dec. 29, 1990 (A) L	88-95
Jan. 4, 1992 (H) W	82-74
Jan. 25, 1992 (A) W	81-58
Jan. 27, 1993 (A) L	57-73
Feb. 1, 1993 (H) W	99-77
Dec. 12, 1998 (A) W	88-68
Nov. 27, 1999 (H) L	68-70
Nov. 30, 2013 (H) L	79-84
Dec. 3, 2014 (A) L	56-65
Dec. 13, 2018 (H) L	66-69
Nov. 15, 2019 (A) L	52-61
Minnesota (0-4)	
Nov. 17, 2003 (A) L	67-78
Nov. 13, 2015 (A) L	58-76
Dec. 10, 2020 (A) L	61-90
Nov. 9, 2021 (A) L	56-71
Mississippi State (2-3)	
Feb. 23, 1993 (H) W	89-87 (OT)
Feb. 2, 1994 (A) L	61-83
Nov. 23, 2004 (A) L (#12)	64-82
Dec. 12, 2015 (H) W	72-67
Dec. 29, 2016 (A) L	54-77
Mississippi Valley State (3-1)	
Feb. 2, 1988 (H) W	73-58
Jan. 3, 1990 (H) W	81-62
Dec. 14, 1991 (H) W	84-68
Jan. 6, 1993 (A) L	69-85
Missouri (2-3)	
Nov. 29, 2005 (A) L	42-60
Jan. 8, 2008 (A) L	76-96
Dec. 30, 2009 (A) L	57-91
Nov. 14, 2014 (A) W	69-61
Nov. 15, 2021 (A) W	80-66

Missouri State (formerly Southwest Missouri State) (2-10)	
Jan. 31, 1990 (A) L	69-86
Dec. 12, 1990 (H) L	51-65
Dec. 11, 1991 (A) L	64-77
Dec. 1, 1992 (H) L	44-47
Nov. 27, 1993 (A) L	62-75
Nov. 26, 1994 (H) L	57-70
Nov. 23, 1998 (A) L	68-74
Dec. 22, 1999 (H) W	70-65
Dec. 20, 2000 (A) L	58-70
Nov. 27, 2001 (H) W	69-63 (OT)
Jan. 22, 2003 (A) L	65-78
Dec. 17, 2003 (H) L	77-80 (2OT)
Missouri S&T (1-0)	
Nov. 19, 2014 (H) W	90-77
Monmouth (Ill.) (1-0)	
Dec. 14, 1996 (H) W	84-63
Monmouth (N.J.) (0-2)	
Dec. 31, 2002 (H) L	61-64
Dec. 13, 2003 (A) L	67-82
Montana (0-3)	
Dec. 4, 1993 (A) L	72-97
Jan. 6, 1994 (H) L	54-56
Nov. 24, 1995 (A) L	60-70
Morehead State (Ky.) (4-2)	
Feb. 8, 1988 (H) W	81-77
Dec. 21, 1988 (H) W	67-65
Dec. 23, 1992 (H) W	115-79
Jan. 30, 1993 (A) W	83-75
Nov. 16, 2018 (N) L	89-99
Nov. 27, 2021 (N) L	62-70
Morris Brown (Ga.) (1-1)	
Nov. 17, 2000 (A) L	62-70
Feb. 12, 2001 (H) W	85-56
Murray State (Tenn.) (1-0)	
Nov. 20, 2016 (N) W	85-74
Nebraska (1-10)	
Nov. 25, 1989 (A) L	76-91
Jan. 9, 1991 (H) L (#18)	78-97
Jan. 20, 1992 (A) L	71-74
Jan. 9, 1993 (H) L	65-66
Jan. 15, 1994 (A) L	71-92
Jan. 18, 1995 (H) L	60-63
Jan. 17, 1996 (A) L	69-87
Dec. 11, 1996 (H) L	64-76
Dec. 30, 1998 (H) L	65-81
Dec. 8, 2000 (A) W	82-71
Nov. 24, 2009 (A) L	48-70
New Mexico (0-1)	
Dec. 22, 2011 (A) L	62-87



# KANSAS CITY MEN'S BASKETBALL

## RECORD BOOK

### Series History (NCAA era)

#### New Mexico State (1-15)

Jan. 18, 2014 (H) W	68-66
Feb. 13, 2014 (A) L	48-71
Jan. 10, 2015 (A) L	45-63
Feb. 7, 2015 (H) L	63-77
Jan. 14, 2016 (A) L	64-65
Feb. 27, 2016 (A) L	61-62
Mar. 11, 2016 (N) L	64-78
Jan. 5, 2017 (H) L	64-77
Jan. 21, 2017 (A) L	71-94
Mar. 10, 2017 (N) L	60-78
Jan. 27, 2018 (H) L	48-73
Feb. 24, 2018 (A) L	58-82
Jan. 31, 2019 (A) L	54-70
Feb. 28, 2019 (H) L	55-75
Jan. 11, 2020 (A) L	71-74
Feb. 8, 2020 (H) L	61-67

#### Nicholls State (La.) (1-0)

Nov. 29, 1991 (N) W	88-58
---------------------	-------

#### Norfolk State (Va.) (2-1)

Nov. 26, 2002 (A) L	60-61
Nov. 29, 2003 (H) W	80-56
Nov. 18, 2012 (N) W	63-57

#### North Carolina-Wilmington (0-1)

Dec. 23, 2015 (N) L	56-76
---------------------	-------

#### North Carolina State (0-1)

Dec. 9, 2017 (A) L	69-88
--------------------	-------

#### North Dakota (7-4)

Nov. 14, 2008 (H) L	56-61
Nov. 21, 2009 (A) W	70-63
Dec. 18, 2010 (H) W	69-61
Dec. 7, 2011 (H) W	78-75
Dec. 5, 2012 (A) W	73-70
Jan. 2, 2021 (A) L	45-52
Jan. 3, 2021 (A) W	77-53
Jan. 22, 2022 (H) W	79-74
Feb. 17, 2022 (A) W	80-65
Jan. 19, 2023 (A) L	60-77
Feb. 18, 2023 (H) L	73-81

#### North Dakota State (7-13)

Jan. 10, 2005 (H) L	80-67
Jan. 17, 2006 (A) L	63-87
Jan. 19, 2008 (A) L	82-90
Feb. 14, 2008 (H) L	44-73
Jan. 17, 2009 (H) L	60-65 (OT)
Feb. 12, 2009 (A) L	49-87
Jan. 26, 2010 (H) L	69-73
Feb. 4, 2010 (A) W	58-56
Dec. 28, 2010 (H) W	75-73
Jan. 29, 2011 (A) L	88-89 (20T)
Jan. 12, 2012 (A) L	54-55
Feb. 9, 2012 (H) W	72-61
Jan. 5, 2013 (H) L	44-63
Jan. 31, 2013 (A) L	34-71
Mar. 10, 2013 (N) L	58-69
Jan. 29, 2021 (H) L	67-71
Jan. 30, 2021 (H) W	49-47
Mar. 7, 2021 (N) L	65-69
Jan. 20, 2022 (H) W	80-77
Feb. 19, 2022 (A) W	85-71

#### Northeastern Illinois (16-1)

Dec. 15, 1990 (H) W	93-81
Jan. 12, 1991 (A) W	77-69
Mar. 1, 1992 (H) W	82-68
Mar. 4, 1992 (A) W	77-66
Feb. 18, 1993 (A) W	94-64
Feb. 27, 1993 (H) W	96-80
Feb. 5, 1994 (A) W	86-85
Feb. 16, 1994 (H) W	90-79
Jan. 16, 1995 (A) W	68-60
Feb. 18, 1995 (H) W	78-77
Jan. 22, 1996 (A) W	83-79
Feb. 17, 1996 (H) W	57-55
Jan. 20, 1997 (A) W	87-84
Feb. 10, 1997 (H) W	83-70
Mar. 2, 1997 (N) L	48-75
Jan. 8, 1998 (A) W	88-62
Feb. 7, 1998 (H) W	83-67

#### Northeastern Louisiana (1-0)

Dec. 3, 1993 (N) W	94-83
--------------------	-------

#### Northern Arizona (0-1)

Nov. 17 (A) L	62-77
---------------	-------

#### Northern Illinois (1-1)

Jan. 28, 1989 (A) L	78-90
Jan. 13, 1990 (H) W	69-51

#### Northern Iowa (1-7)

Dec. 30, 1996 (H) L	59-84
Dec. 1, 1997 (A) L	61-79
Nov. 23, 1999 (A) L	65-70
Dec. 1, 2001 (H) W	79-64
Dec. 11, 2004 (H) L	58-81
Dec. 10, 2005 (A) L	64-87
Dec. 9, 2006 (A) L	53-85
Dec. 19, 2007 (H) L	60-64 (OT)

#### Northwestern (Ill.) (0-1)

Dec. 15, 2008 (A) L	62-77
---------------------	-------

#### Northwest Missouri State (0-1)

Nov. 11, 2011 (H) L	62-66
---------------------	-------

#### Oakland (Mich.) (6-27)

Jan. 16, 1999 (A) L	81-88
Feb. 18, 1999 (H) L	78-90
Jan. 22, 2000 (H) L	62-64
Feb. 24, 2000 (A) L	108-111 (20T)
Jan. 6, 2001 (H) L	57-70
Feb. 24, 2001 (A) L	59-69
Jan. 10, 2002 (H) W	72-63
Feb. 9, 2002 (A) L	59-72
Jan. 16, 2003 (H) L	65-86
Feb. 15, 2003 (A) L	79-100
Jan. 24, 2004 (A) L	67-82
Feb. 7, 2004 (H) W	88-58
Feb. 3, 2005 (A) W	83-76
Feb. 12, 2005 (H) L	50-60
Mar. 5, 2005 (N) L	63-67
Jan. 14, 2006 (H) W	93-91
Feb. 11, 2006 (A) W	84-81
Jan. 20, 2007 (A) L	60-78
Feb. 15, 2007 (H) W	80-76 (OT)
Mar. 5, 2007 (N) L	79-83
Dec. 6, 2007 (A) L	105-114 (OT)
Mar. 1, 2008 (H) L	75-85
Dec. 4, 2008 (H) L	78-84
Feb. 28, 2009 (A) L	88-100
Jan. 14, 2010 (A) L	73-87
Feb. 13, 2010 (H) L	71-83
Mar. 6, 2010 (N) L	70-85
Dec. 4, 2010 (A) L	62-99
Feb. 24, 2011 (H) L	90-103
Dec. 3, 2011 (A) L	73-86
Feb. 23, 2012 (H) L	56-89
Jan. 17, 2013 (A) L	68-81
Feb. 16, 2013 (H) L	74-86

#### Ohio State (0-1)

Nov. 23, 2012 (A) L (#3)	45-91
--------------------------	-------

#### Oklahoma (0-1)

Dec. 6, 2022 (A) L	53-75
--------------------	-------

#### Oklahoma State (0-9)

Jan. 25, 1988 (H) L	67-72
Dec. 19, 1988 (A) L	78-109
Jan. 2, 1991 (H) L	67-84
Jan. 11, 1992 (A) L	58-86
Nov. 21, 2000 (N) L	46-69
Dec. 19, 2001 (H) L	50-62
Dec. 18, 2002 (A) L	61-85
Dec. 29, 2015 (A) L	43-61
Nov. 9, 2019 (A) L	51-69

#### Omaha (Neb.) (7-7)

Nov. 16, 2011 (H) W	77-74
Dec. 31, 2012 (A) L	65-77
Jan. 26, 2013 (H) L	59-67
Nov. 13, 2013 (A) L	71-101
Dec. 13, 2014 (H) W	79-72
Nov. 17, 2015 (A) L	89-95 (OT)
Dec. 15, 2016 (H) L	75-80
Feb. 12, 2021 (H) W	62-52
Feb. 13, 2021 (H) W	55-47
Jan. 10, 2022 (H) W	64-61
Jan. 29, 2022 (A) L	68-69
Dec. 31, 2022 (A) W	75-59
Jan. 26, 2023 (H) W	64-61
Mar. 3, 2023 (N) L	61-73

#### Oral Roberts (Okla.) (11-27)

Feb. 12, 1994 (H) W	73-69
Feb. 14, 1996 (A) L	59-70
Jan. 15, 1998 (H) L	63-65
Feb. 14, 1998 (A) L	75-89
Jan. 7, 1999 (H) L	72-80
Feb. 13, 1999 (A) L	90-98
Jan. 13, 2000 (A) L	76-87
Feb. 19, 2000 (H) W	88-84 (OT)
Jan. 27, 2001 (A) W	71-48
Feb. 22, 2001 (H) W	70-52
Jan. 5, 2002 (H) L	55-67
Feb. 2, 2002 (A) L	75-85
Jan. 25, 2003 (H) L	62-76
Feb. 22, 2003 (A) W	91-86 (20T)
Mar. 9, 2003 (H) W	76-73
Jan. 3, 2004 (H) L	71-91
Jan. 31, 2004 (A) W	77-71
Mar. 7, 2004 (H) W	86-73
Jan. 29, 2005 (A) W	88-74
Feb. 22, 2005 (H) W	77-70
Jan. 30, 2006 (H) L	56-74
Feb. 16, 2006 (A) L	79-86
Jan. 13, 2007 (H) L	68-75
Feb. 8, 2007 (A) L	68-74
Jan. 24, 2008 (H) L	47-75
Feb. 21, 2008 (A) L	64-72
Jan. 22, 2009 (A) L	54-89
Feb. 21, 2009 (H) L	62-93
Dec. 3, 2009 (A) L	57-68
Dec. 27, 2010 (H) L	72-89
Jan. 15, 2011 (A) L	63-69 (OT)
Feb. 10, 2011 (H) L	81-102
Dec. 28, 2011 (H) L	65-72
Jan. 28, 2012 (A) L	67-77
Jan. 23, 2021 (A) L	58-60
Jan. 24, 2021 (A) W	81-76
Jan. 15, 2022 (H) L	72-84
Feb. 12, 2022 (A) L	86-91
Jan. 7, 2023 (A) L	71-74
Feb. 4, 2023 (H) L (RV)	57-85

#### Pacific (Calif.) (0-2)

Dec. 9, 2000 (N) L	56-59
Nov. 23, 2006 (N) L	70-71

#### Pennsylvania (0-1)

Nov. 22, 2017 (N) L	65-68
---------------------	-------



# KANSAS CITY MEN'S BASKETBALL

## RECORD BOOK

### Series History (NCAA era)

Penn State (0-1)  
Dec. 7, 2005 (A) L 71-75

Prairie View A&M (Texas) (1-0)  
Dec. 12, 1987 (H) W 77-62

Providence (R.I.) (0-1)  
Nov. 24, 2000 (H) L 53-60

Rice (Texas) (0-2)  
Nov. 30, 1987 (H) L 60-62  
Feb. 3, 1990 (A) L 80-87

Richmond (Va.) (0-1)  
Nov. 25, 2008 (N) L 74-85

Robert Morris (Pa.) (2-1)  
Nov. 26, 2000 (N) W 78-51  
Dec. 5, 2001 (A) W 70-63  
Nov. 22, 2002 (H) L 77-83

Rockhurst (Mo.) (1-0)  
Dec. 19, 2015 (H) W 71-60

Saint Louis (Mo.) (1-9)  
Dec. 3, 1988 (A) L 51-67  
Feb. 6, 1993 (A) L 70-78  
Jan. 29, 1994 (H) L 71-83  
Dec. 7, 1994 (A) L 68-95  
Dec. 9, 1995 (H) L 74-82 (2OT)  
Dec. 7, 1996 (A) W 74-53  
Dec. 13, 1997 (A) L 59-68  
Dec. 19, 1999 (A) L 64-66  
Dec. 22, 2009 (A) L 64-61  
Dec. 23, 2020 (A) L 46-62

Samford (Ala.) (2-1)  
Jan. 23, 1989 (H) W 77-51  
Feb. 12, 1990 (A) W 109-77  
Nov. 23, 2014 (N) L 55-64

San Diego (Calif.) (0-1)  
Dec. 30, 1987 (A) L 60-69

San Francisco State (Calif.) (1-0)  
Dec. 1, 1989 (H) W 94-72

Seattle U (Wash.) (9-5)  
Jan. 4, 2014 (A) W 95-84  
Mar. 6, 2014 (H) W 82-73  
Jan. 24, 2015 (H) W 75-55  
Feb. 18, 2015 (A) L 56-74  
Mar. 13, 2015 (N) L 63-69  
Jan. 7, 2016 (H) W 84-69  
Feb. 6, 2016 (A) L 55-65  
Jan. 12, 2017 (A) W 84-68  
Feb. 11, 2017 (H) W 102-72  
Jan. 13, 2018 (A) L 75-77  
Feb. 8, 2018 (H) W 74-67  
Jan. 26, 2019 (H) W 63-54  
Feb. 21, 2019 (A) L 64-69  
Jan. 2, 2020 (H) W 90-86 (3OT)  
March 7, 2020 (A) cancelled\$  
\$ due to COVID-19 coronavirus

Seton Hall (N.J.) (0-1)  
Nov. 9, 2012 (A) L 36-75

South Alabama (1-3)  
Mar. 2, 1988 (H) W 85-83  
Feb. 18, 1989 (A) L 72-91  
Dec. 16, 1997 (H) L 52-79  
Nov. 14, 1998 (A) L 62-74

South Carolina-Upstate (1-3)  
Jan. 6, 2015 (H) L 49-61  
Jan. 2, 2016 (A) L 68-70  
Jan. 2, 2017 (H) L 75-84  
Jan. 2, 2018 (A) W 79-77

South Dakota (8-8)  
Jan. 7, 2012 (H) L 57-76  
Feb. 4, 2012 (A) L 63-79  
Jan. 12, 2013 (A) W 90-86  
Feb. 9, 2013 (H) W 80-65  
Dec. 8, 2015 (A) L 70-79  
Nov. 30, 2016 (H) W 84-82  
Nov. 30, 2017 (H) L 63-82  
Dec. 8, 2018 (A) W 65-63  
Dec. 22, 2019 (A) W 78-75  
Jan. 8, 2021 (H) L 64-66  
Jan. 9, 2021 (H) L 62-68  
Dec. 22, 2021 (A) W 68-57  
Feb. 24, 2022 (H) W 72-63  
Mar. 6, 2022 (N) L 61-74  
Dec. 19, 2022 (H) W 62-45  
Feb. 25, 2023 (A) L 48-82

South Dakota State (4-21)  
Jan. 17, 2005 (H) W 95-85  
Dec. 12, 2005 (A) L 65-72  
Dec. 19, 2006 (H) L 71-79 (OT)  
Jan. 17, 2008 (A) W 64-58  
Feb. 16, 2008 (H) W 78-73  
Jan. 15, 2009 (H) W 69-67  
Feb. 14, 2009 (A) L 66-76  
Jan. 7, 2010 (H) L 69-74  
Feb. 6, 2010 (A) L 57-78  
Dec. 30, 2010 (H) L 71-91  
Jan. 27, 2011 (A) W 63-58  
Jan. 14, 2012 (A) L 58-85  
Feb. 11, 2012 (H) L 62-75  
Jan. 3, 2013 (H) L 61-77  
Feb. 2, 2013 (A) L 57-88  
Dec. 28, 2013 (H) L 60-65  
Dec. 6, 2014 (A) L 61-81  
Nov. 28, 2015 (H) W 64-57  
Dec. 3, 2016 (A) L 68-77  
Dec. 22, 2017 (H) L 60-85  
Nov. 28, 2018 (A) L 47-75  
Feb. 26, 2021 (A) L 49-67  
Feb. 27, 2021 (A) L 77-89  
Dec. 20, 2021 (A) L 57-89  
Feb. 26, 2022 (H) L 61-74  
Jan. 30, 2023 (H) L 66-67  
Feb. 23, 2023 (A) L 50-73

Underlined contests later vacated

Southeast Missouri State (3-6)  
Dec. 14, 2002 (H) L 58-66  
Dec. 6, 2003 (A) L 63-80  
Nov. 20, 2010 (H) W 70-62  
Dec. 10, 2011 (A) W 74-69  
Dec. 22, 2012 (H) L 65-66  
Jan. 29, 2014 (A) L 81-91  
Nov. 28, 2016 (H) W 86-75  
Dec. 6, 2017 (A) L 87-91  
Nov. 28, 2020 (N) L 66-71

Southern California (USC) (0-2)  
Dec. 31, 1993 (H) L 66-67  
Dec. 20, 1994 (A) L 74-82

SIUE (2-3)  
Dec. 28, 2008 (H) L 71-77  
Dec. 28, 2009 (A) W 63-54  
Nov. 24, 2010 (H) W 82-64  
Dec. 12, 2021 (A) L 56-60  
Nov. 26, 2022 (H) L 54-64

Southern Utah (15-19)  
Feb. 19, 1994 (H) W 77-68  
Mar. 5, 1994 (A) L 79-82  
Jan. 17, 1998 (H) W 80-51  
Feb. 12, 1998 (A) L 62-71  
Jan. 9, 1999 (A) L 80-90  
Jan. 21, 1999 (H) L 86-87 (OT)  
Jan. 11, 2000 (H) W 79-70  
Jan. 27, 2000 (A) L 77-96  
Mar. 6, 2000 (N) L 54-72  
Dec. 2, 2000 (H) W 67-47  
Jan. 25, 2001 (A) L 50-61  
Jan. 26, 2002 (H) L 49-54  
Feb. 21, 2002 (A) W 72-71 (OT)  
Mar. 3, 2002 (H) W 70-57  
Jan. 11, 2003 (A) L 78-82  
Feb. 6, 2003 (H) W 91-68  
Jan. 29, 2004 (A) L 63-73  
Feb. 26, 2004 (H) W 74-62  
Jan. 6, 2005 (H) W 88-78  
Feb. 26, 2005 (A) L 75-80  
Dec. 2, 2006 (A) L 63-97  
Feb. 18, 2006 (H) W 98-83  
Jan. 6, 2007 (H) W 66-62  
Feb. 3, 2007 (A) L 59-66  
Jan. 12, 2008 (H) W 63-60  
Feb. 9, 2008 (A) L 73-78  
Jan. 10, 2009 (H) L 50-66  
Feb. 7, 2009 (A) L 69-81  
Jan. 2, 2010 (H) W 53-50  
Jan. 30, 2010 (A) L 56-69  
Jan. 8, 2011 (H) W 82-76  
Feb. 5, 2011 (A) W 71-68  
Dec. 30, 2011 (H) L 77-91  
Jan. 26, 2012 (A) L 47-57

Southwest State (Minn.) (1-0)  
Nov. 27, 1996 (H) W 87-64

Southwest Texas State (0-2)  
Dec. 6, 1993 (H) L 54-55  
Feb. 14, 1994 (A) L 58-78

Spurgeon (1-0)  
Jan. 24, 2022 (H) W 111-44

St. Thomas (Minn.) (3-1)  
Feb. 3, 2022 (H) W 81-72  
Feb. 8, 2022 (A) W 76-67  
Jan. 12, 2023 (H) W 81-60  
Feb. 11, 2023 (A) L 43-73

Stanford (Calif.) (0-1)  
Dec. 29, 1989 (H) L 50-70

Tennessee-Chattanooga (0-1)  
Jan. 2, 1988 (N) L 55-64

Tennessee-Martin (3-1)  
Nov. 20, 2013 (A) W 79-67  
Dec. 1, 2015 (H) W 74-70  
Dec. 20, 2016 (H) L 66-77  
Nov. 26, 2017 (A) W 65-55

Tennessee State (4-3)  
Jan. 18, 1988 (H) L 68-74  
Jan. 16, 1989 (A) W 69-59  
Jan. 8, 1990 (H) W 100-85  
Feb. 2, 1991 (A) W 83-79  
Feb. 3, 1992 (H) W 74-56  
Jan. 23, 1993 (A) L 71-84  
Dec. 11, 1993 (N) L 67-82

Tennessee Tech (1-5)  
Jan. 16, 1988 (A) L 54-56  
Dec. 5, 1988 (H) L 55-58  
Dec. 8, 1990 (H) W 87-78  
Feb. 9, 1991 (A) L 74-84  
Feb. 23, 2013 (A) L 62-68  
Dec. 22, 2014 (H) L 60-81

Texas A&M (2-2)  
Dec. 30, 1991 (A) W 85-79  
Feb. 22, 1992 (H) W 63-42  
Dec. 20, 1996 (H) L 73-74 (OT)  
Nov. 24, 1997 (A) L 61-102

Texas A&M-Corpus Christi (1-0)  
Jan. 14, 2002 (H) W 67-61

Texas-Arlington (1-1)  
Nov. 30, 1999 (A) L 60-64  
Dec. 16, 2000 (H) W 70-65



# KANSAS CITY MEN'S BASKETBALL

## RECORD BOOK

### Series History (NCAA era)

#### UT Rio Grande Valley (Texas) (14-15) (formerly Texas-Pan American / UTPA)

Jan. 9, 1988 (H)	L	58-59
Feb. 15, 1988 (A)	W	83-80
Jan. 9, 1989 (H)	L	54-56
Feb. 22, 1989 (A)	L	59-62
Dec. 30, 1989 (H)	L	53-60
Jan. 10, 1990 (H)	W	77-75
Feb. 5, 1990 (A)	L	78-79
Dec. 1, 1990 (H)	W	88-82
Feb. 25, 1991 (A)	L	75-87
Dec. 4, 1991 (H)	W	92-80
Dec. 21, 1991 (A)	W*	56-55
Dec. 4, 2003 (H)	W	104-80
Jan. 19, 2004 (A)	W	77-69
Jan. 16, 2014 (H)	L	66-78
Feb. 15, 2014 (A)	L	59-68
Feb. 5, 2015 (H)	W	70-45
Mar. 7, 2015 (A)	L	51-53
Mar. 12, 2015 (N)	W	70-61
Jan. 16, 2016 (A)	L	66-71
Feb. 13, 2016 (H)	W	75-58
Jan. 7, 2017 (H)	W	83-79
Feb. 4, 2017 (A)	W	73-60
Mar. 9, 2017 (N)	W	82-78 (OT)
Jan. 6, 2018 (H)	L	61-73
Feb. 22, 2018 (A)	W	83-59
Feb. 2, 2019 (A)	L	63-72
Mar. 2, 2019 (H)	L	70-75
Jan. 9, 2020 (A)	L	64-76
Feb. 6, 2020 (H)	L	60-73

\* originally 56-55 win for UTPA,  
but later deemed a forfeit and KC  
awarded with victory

#### Texas-San Antonio (UTSA) (0-4)

Nov. 22, 1997 (A)	L	81-82
Dec. 16, 1998 (H)	L	83-85
Nov. 29, 2007 (A)	L	61-73
Dec. 22, 2008 (H)	L	72-76

#### Texas Southern (1-0)

Dec. 30, 1988 (H)	W	77-76
-------------------	---	-------

#### Texas Tech (1-1)

Jan. 8, 1994 (H)	W	78-70
Jan. 25, 1994 (A)	L	69-96

#### Texas Wesleyan (1-0)

Dec. 8, 1992 (H)	W	97-61
------------------	---	-------

#### Toledo (Ohio) (2-1)

Dec. 17, 2019 (H)	W	72-57
Dec. 12, 2020 (A)	L	57-64
Nov. 21, 2022 (N)	W	83-71

#### Troy State (Ala.) (2-4)

Jan. 30, 1995 (H)	L	93-94
Feb. 27, 1995 (A)	L	58-77
Jan. 4, 1996 (A)	L	89-90
Feb. 27, 1996 (H)	W	120-95
Jan. 6, 1997 (A)	W	103-86
Feb. 1, 1997 (H)	L	81-87

#### Truman State (Mo.) (2-0)

Nov. 14, 2009 (H)	W	80-33
Nov. 12, 2010 (H)	W	71-59

#### Tulsa (Okla.) (0-3)

Dec. 10, 1988 (A)	L	49-61
Dec. 11, 1989 (H)	L	75-85
Dec. 28, 1999 (A)	L (#25)	60-81

#### USC Upstate (S.C.) (1-1)

Jan. 2, 2017 (H)	L	75-84
Jan. 2, 2018 (A)	W	79-77

#### Utah Valley (10-13)

Feb. 7, 2005 (H)	W	84-77
Feb. 2, 2006 (A)	L	61-63
Dec. 5, 2006 (H)	L	79-91
Jan. 2, 2007 (A)	L	59-74
Dec. 8, 2010 (H)	W	70-63
Nov. 19, 2011 (A)	L	54-58
Jan. 9, 2013 (H)	L	66-78
Jan. 23, 2014 (A)	L	48-66
Feb. 22, 2014 (H)	W	74-56
Jan. 31, 2015 (A)	W	66-59
Feb. 26, 2015 (H)	W	69-50
Jan. 21, 2016 (H)	L	79-90
Feb. 20, 2016 (A)	L	70-79
Mar. 10, 2016 (N)	W	80-78
Jan. 14, 2017 (A)	L	76-86
Feb. 9, 2017 (H)	W	84-76
Jan. 11, 2018 (A)	L	59-95
Feb. 10, 2018 (H)	W	77-70
Jan. 24, 2019 (H)	L	67-75
Feb. 23, 2019 (A)	L	67-79
Mar. 14, 2019 (N)	L	64-71
Jan. 4, 2020 (H)	W	68-63
Mar. 5, 2020 (A)	W	61-51

#### Valparaiso (Ind.) (9-21)

Jan. 5, 1995 (H)	W	72-60
Feb. 4, 1995 (A)	L	57-78
Jan. 27, 1996 (H)	L	57-65
Feb. 24, 1996 (A)	L	57-69
Jan. 4, 1997 (H)	L	66-81
Feb. 22, 1997 (A)	L	63-90
Dec. 20, 1997 (H)	L	68-80
Feb. 23, 1998 (A)	L	59-75
Dec. 5, 1998 (A)	L	63-66
Feb. 4, 1999 (H)	L	73-84
Jan. 3, 2000 (H)	W	63-49
Feb. 10, 2000 (A)	L	76-92
Jan. 20, 2001 (H)	L	61-74
Feb. 3, 2001 (A)	L	61-72
Jan. 19, 2002 (A)	L	60-78
Feb. 14, 2002 (H)	L	63-76
Mar. 4, 2002 (N)	L	58-71
Feb. 1, 2003 (A)	W	71-68 (OT)
Feb. 27, 2003 (H)	L	63-75
Mar. 10, 2003 (H)	L	50-71
Jan. 8, 2004 (H)	W	60-59
Feb. 14, 2004 (A)	L	60-70
Mar. 8, 2004 (H)	L	78-90
Jan. 13, 2005 (A)	W	84-78
Feb. 28, 2005 (H)	W	80-79
Dec. 27, 2005 (A)	W	75-62
Feb. 23, 2006 (H)	W	73-70
Jan. 25, 2007 (H)	L	52-56 (OT)
Feb. 24, 2007 (A)	L	61-77
Mar. 4, 2007 (N)	W	84-76

#### Vanguard (Calif.) (formerly

Southern California College) (2-0)		
Nov. 29, 1990 (H)	W	88-69
Jan. 9, 1992 (H)	W	116-78

#### Washburn (Kan.) (1-0)

Nov. 13, 2007 (H)	W	79-75
-------------------	---	-------

#### Washington (Mo.) (2-0)

Jan. 11, 1993 (H)	W	101-62
Feb. 9, 1994 (H)	W	81-75

#### Wayland Baptist (Texas) (1-0)

Dec. 29, 2001 (N)	W	63-53
-------------------	---	-------

#### West Virginia (0-1)

Dec. 17, 2016 (A)	L (#12)	67-112
-------------------	---------	--------

#### Western Illinois (30-18)

Dec. 16, 1989 (H)	W	84-73
Jan. 27, 1990 (A)	L	60-74
Jan. 6, 1992 (H)	W	77-46
Feb. 13, 1992 (A)	L	70-91
Jan. 7, 1995 (A)	L	74-79
Feb. 11, 1995 (H)	L	69-71
Jan. 13, 1996 (H)	W	80-60
Feb. 12, 1996 (A)	L	67-72
Jan. 2, 1997 (H)	W	80-73
Feb. 24, 1997 (A)	L	62-90
Jan. 3, 1998 (A)	L	63-85
Jan. 31, 1998 (H)	W	71-64 (OT)
Jan. 4, 1999 (H)	W	87-81
Jan. 28, 1999 (A)	L	56-80
Feb. 28, 1999 (N)	L	71-77
Jan. 8, 2000 (A)	W	66-58
Feb. 3, 2000 (H)	W	75-71
Jan. 11, 2001 (A)	W	64-41
Feb. 8, 2001 (H)	W	71-59
Jan. 17, 2002 (A)	W	63-51
Feb. 16, 2002 (H)	W	64-52
Jan. 30, 2003 (A)	W	78-71
Mar. 1, 2003 (H)	W	83-79
Jan. 15, 2004 (H)	W	85-50
Feb. 12, 2004 (A)	W	74-52
Jan. 15, 2005 (A)	W	82-80
Feb. 17, 2005 (H)	W	67-63
Jan. 9, 2006 (H)	W	72-62
Feb. 25, 2006 (A)	W	77-73
Jan. 27, 2007 (H)	W	95-89 (20T)
Feb. 22, 2007 (A)	W	89-54
Jan. 5, 2008 (H)	L	62-69
Jan. 31, 2008 (A)	L	62-77
Jan. 2, 2009 (A)	L	68-71
Jan. 29, 2009 (H)	L	51-56
Jan. 21, 2010 (H)	W	61-57
Feb. 20, 2010 (A)	L	59-64
Jan. 22, 2011 (H)	W	55-46
Feb. 17, 2011 (A)	W	66-61
Jan. 19, 2012 (H)	W	72-50
Feb. 15, 2012 (A)	L	42-47
Dec. 1, 2012 (H)	L	63-68
Feb. 28, 2013 (A)	L	50-53
Nov. 30, 2019 (H)	W	68-67
Jan. 31, 2022 (A)	W	83-75
Feb. 5, 2022 (H)	W	91-82
Jan. 14, 2023 (H)	L	52-60
Feb. 9, 2023 (A)	W	76-64

#### Western Kentucky (0-1)

Jan. 7, 1991 (A)	L	75-91
------------------	---	-------

#### Wichita State (Kan.) (3-7)

Dec. 5, 1992 (A)	L	56-63
Jan. 4, 1994 (H)	W	68-48
Dec. 28, 2004 (A)	L	68-81
Dec. 17, 2005 (H)	L	55-77
Nov. 29, 2006 (A)	L (#17)	55-85
Dec. 15, 2007 (H)	W	59-56
Nov. 19, 2008 (A)	W	66-63
Dec. 9, 2009 (H)	L	52-73
Nov. 29, 2010 (A)	L	52-71
Nov. 10, 2017 (A)	L (#7)	57-109



# KANSAS CITY MEN'S BASKETBALL

## RECORD BOOK

### William Jewell (Mo.) (3-1)

Nov. 29, 2014 (H)	W	84-44
Nov. 15, 2015 (H)	W	73-59
Dec. 10, 2016 (H)	W	93-71
Jan. 23, 2018 (H)	L	74-86

### William Penn (Iowa) (2-0)

Nov. 21, 1998 (H)	W	86-48
Nov. 21, 1999 (H)	W	84-29

### Wisconsin (0-1)

Nov. 22, 2011 (A)	L (#11)	31-77
-------------------	---------	-------

### Wisconsin - Eau Claire (0-1)

Nov. 23, 1990 (N)	L	62-81
-------------------	---	-------

### Wofford (S.C.) (1-0)

Nov. 25, 2011 (N)	W	64-58 (OT)
-------------------	---	------------

### Wright State (Ohio) (0-4)

Jan. 5, 1991 (H)	L	90-98
Jan. 19, 1991 (A)	L	90-101
Feb. 18, 2012 (H)	L	62-76
Dec. 21, 2013 (A)	L	49-61

### Wyoming (0-1)

Mar. 20, 2016 (A) (CBI)	L	61-72
-------------------------	---	-------

### Youngstown State (Ohio) (8-14)

Mar. 4, 1989 (A)	W	77-74
Jan. 22, 1990 (H)	W	81-72
Jan. 23, 1995 (A)	L	52-67
Feb. 23, 1995 (H)	L	63-69
Jan. 8, 1996 (H)	L	55-66
Feb. 3, 1996 (A)	W	69-59
Jan. 13, 1997 (A)	W	73-71 (OT)
Feb. 6, 1997 (H)	L	59-68
Dec. 6, 1997 (H)	L	60-75
Feb. 16, 1998 (A)	L	47-69
Mar. 1, 1998 (N)	L	59-75
Jan. 18, 1999 (A)	L	58-61
Feb. 20, 1999 (H)	L	62-85
Jan. 20, 2000 (H)	L	61-66 (OT)
Feb. 26, 2000 (A)	W	83-81
Jan. 4, 2001 (A)	L	63-75
Feb. 17, 2001 (H)	L	69-75
Dec. 22, 2001 (H)	W	68-53
Dec. 21, 2002 (H)	W	71-59
Dec. 22, 2003 (A)	L	65-73
Dec. 7, 2013 (H)	W	88-80
Nov. 26, 2014 (A)	L	63-66

(#Ranking) in paranthesis is the AP ranking of opponnet at time of game



# KANSAS CITY MEN'S BASKETBALL

## RECORD BOOK

### Series History (NCAA era)

<b>NCAA era (1986-pres.)</b>	Connecticut.....0-1	Kansas State..... 1-20	Northern Illinois.....1-1	Texas A&M-CC.....1-0
Air Force.....1-1	Creighton..... 3-10	Liberty .....0-1	Northern Iowa .....1-7	Texas-Arlington .....1-1
Alaska Anchorage.....0-1	Crowley's Ridge .....1-0	Lincoln (Mo.) .....3-1	Northwestern (Ill.)....0-1	Texas-San Antonio ...0-4
Albany .....0-1	Culver-Stockton.....1-0	Lindenwood .....1-0	Northwest Mo. State.0-1	UTRGV..... 14-15
Alcorn State .....3-1	Delaware State .....2-0	Longwood.....3-0	Oakland ..... 6-27	Texas-San Antonio ...0-4
American (D.C.).....0-2	Denver.....8-4	Louisiana Tech.....0-2	Ohio State .....0-1	Texas Southern.....1-0
American Intl. (Mass.) 5-1	Doane .....1-0	Louisville .....0-3	Oklahoma.....0-1	Texas Tech.....1-1
Appalachian State ...0-1	Drake.....2-2	Loyola Chicago.....1-5	Oklahoma State .....0-9	Texas Wesleyan.....1-0
Arizona .....0-1	East Carolina.....1-0	LSU .....0-1	Omaha.....7-7	Toledo .....2-1
Arkansas .....0-1	Eastern Illinois.....1-5	MacMurray .....1-0	Oral Roberts..... 11-29	Troy State.....2-4
Arkansas-Little Rock...1-2	Eastern Kentucky.....1-1	Manhattan .....1-0	Pacific.....0-2	Truman State .....2-0
Arkansas Monticello...1-0	Eastern Washington ..1-2	Marshall .....1-0	Pennsylvania.....0-1	Tulsa.....0-3
Arkansas State.....0-7	Elon .....1-0	Maryland.....0-1	Penn State .....0-1	USC Upstate.....1-1
Arkansas Tech .....1-0	Emporia State .....0-1	Mary.-Eastern Shore.1-1	Prairie View A&M.....1-0	Utah Valley ..... 10-13
Avila.....3-0	Florida .....0-1	McNeese .....1-1	Providence .....0-1	Valparaiso ..... 9-21
Bacone .....1-0	Florida Atlantic .....2-2	Miami (Ohio) .....1-1	Rice .....0-2	Vanguard.....2-0
Baker.....1-0	Florida Gulf Coast....1-1	Michigan State .....0-1	Richmond .....0-1	Washburn.....1-0
Ball State.....0-2	Florida International...4-0	Middle Tenn. State ...1-1	Robert Morris (Pa.) ...2-1	Washington (Mo.)....2-0
Baptist Bible .....1-0	Florida Tech .....1-0	Midwaukee .....5-8	Rockhurst.....1-0	Wayland Baptist.....1-0
Baylor .....4-3	George Washington ..1-0	Minnesota .....0-4	Saint Louis.....1-9	West Virginia .....0-1
Bellevue .....1-0	Georgia Southern.....0-1	Mississippi State.....2-3	Samford.....2-1	Western Illinois... 30-18
Biola .....1-0	Grambling State.....1-1	Miss. Valley State ....3-1	San Diego .....0-1	Western Kentucky ...0-1
Bowling Green .....1-0	Grand Canyon ..... 4-11	Missouri.....2-3	San Francisco State..1-0	Wichita State.....3-7
Bradley.....1-1	Grand View.....1-0	Missouri State ..... 2-10	Seattle U .....9-5	William Jewell.....3-1
Buffalo.....4-4	Green Bay .....4-4	Missouri S&T.....1-0	Seton Hall .....0-1	William Penn .....2-0
CSU Bakersfield .....5-9	Greenville.....1-0	Monmouth (Ill.).....1-0	South Alabama .....1-3	Wisconsin.....0-1
California Baptist .....3-1	Haskell .....1-0	Monmouth (N.J.).....0-2	SC-Upstate.....1-3	Wisconsin-Eau Claire ..0-1
California Irvine .....1-0	Hawaii .....0-1	Montana .....0-3	South Dakota .....8-8	Wofford .....1-0
Cal Poly .....1-1	Hofstra .....1-0	Morehead State .....4-2	South Dakota State... 6-21	Wright State .....0-4
Calvary Bible.....2-0	Houston Baptist .....2-2	Morris Brown .....1-1	Southeast Mo. St. ....3-6	Wyoming .....0-1
Canisius.....1-1	Idaho.....1-2	Murray State .....1-0	USC.....0-2	Youngstown State .... 8-14
Carleton.....1-0	Idaho State .....1-4	Nebraska..... 1-10	SIU Edwardsville .....2-3	
Centenary..... 13-4	Illinois .....0-1	New Mexico .....0-1	Southern Utah..... 15-19	
Central Arkansas .....3-1	Illinois State.....0-1	New Mexico State.. 1-15	SW Minn. State .....1-0	
Central Conn. State ..4-3	Incarinate Word.....0-2	Nicholls State.....1-0	Southwest Texas State ..0-2	
Central Florida .....0-2	Indiana State .....2-1	Norfolk State.....2-1	Spurgeon.....1-0	
Central Methodist ....1-0	Iowa .....0-3	North Carolina State....0-1	St. Thomas (Minn.) ...3-1	
Central Michigan.....1-3	Iowa State.....0-4	NC-Wilmington .....0-1	Stanford .....0-1	
Chicago State..... 37-12	IPFW (Fort Wayne) ...6-7	North Dakota.....7-4	Tenn.-Chattanooga...0-1	
Cincinnati .....1-1	IUPUI ..... 13-20	North Dakota State.... 8-14	Tennessee-Martin.....3-1	
Cleveland State.....1-3	Jackson State .....2-3	Northeastern Illinois... 16-1	Tennessee State.....4-3	
Colorado.....1-8	Kansas.....0-8	NE Louisiana .....1-0	Tennessee Tech.....1-5	
Colorado-Co. Springs1-0	Kansas Christian .....3-0	Northern Arizona .....0-1	Texas A&M .....2-2	



# KANSAS CITY MEN'S BASKETBALL

## RECORD BOOK

### All-Time Overtime Games

#### NAIA era

Date	Opponent	OT	W/L	Score
1/2/70	Tarkio (Mo.)	3	L	83-88
1/6/73	Benedictine (Kan.)	1	W	68-65
2/6/73	at William Jewell (Mo.)	1	W	79-78
12/1/73	vs. Rockhurst (Mo.)	1	L	74-84
12/8/73	at Southwest Minnesota State	1	W	81-78
12/10/73	at Culver-Stockton (Mo.)	1	W	83-75
2/1/75	Drury (Mo.)	1	W	74-73
1/27/76	at Emporia State (Kan.)	2	W	75-74
2/24/76	Missouri Western	1	W	88-86
2/19/77	Chicago State (Ill.)	1	L	101-103
11/28/78	at Northwest Missouri State	2	L	80-82
2/17/79	at Drury (Mo.)	1	L	94-98
2/20/79	Missouri Western	1	L	74-76
2/9/80	at IUPUI	1	W	95-90
11/20/81	vs. Pittsburg State (Kan.)	1	W	63-61
11/24/81	William Jewell (Mo.)	1	W	60-50
1/28/82	at Avila (Mo.)	3	L	59-60
2/6/82	SIU-Edwardsville	1	W	73-62
2/5/83	at Northwest Missouri State	1	L	75-77
2/26/83	Drury (Mo.)	1	L	52-56
11/17/83	Harris-Stowe (Ill.)	1	W	50-49
11/22/83	at Central Methodist (Mo.)	2	W	50-45
1/7/84	vs. Emporia State (Kan.)	1	L	79-81
12/8/84	at Avila (Mo.)	1	W	50-49
1/26/85	Drury (Mo.)	1	W	65-64
11/27/85	Avila (Mo.)	1	W	91-88
<b>3-overtime record:</b>		<b>0-2 (.000)</b>		
<b>2-overtime record:</b>		<b>2-1 (.667)</b>		
<b>1-overtime record:</b>		<b>14-7 (.667)</b>		
<b>All-Time NAIA OT record:</b>		<b>16-10 (.615)</b>		

#### NCAA era

Date	Opponent	OT	W/L	Score
2/13/89	at American International (Mass.)	1	L	96-102
12/30/91	at Texas A&M	1	W	85-79
2/23/93	Mississippi State	1	W	89-87
12/9/95	Saint Louis	2	L	74-82
12/28/95	Creighton	1	W	72-70
12/3/96	at Baylor	1	L	71-79
12/20/96	Texas A&M	1	L	73-74
1/13/97	at Youngstown State	1	W	73-71
2/8/97	Buffalo	2	W	85-74
1/31/98	Western Illinois	1	W	71-64
1/21/99	Southern Utah	1	L	86-87
2/6/99	IUPUI	1	L	81-83
1/20/00	Youngstown State	1	L	61-66
2/12/00	at IUPUI	1	W	70-68
2/19/00	Oral Roberts	1	W	88-84
2/24/00	at Oakland	2	L	108-111
11/27/01	SW Missouri State	1	W	69-63
1/12/02	IUPUI	1	L	63-64
2/21/02	at Southern Utah	1	W	72-71
2/1/03	at Valparaiso	1	W	71-68
2/22/03	at Oral Roberts	2	W	91-86
12/2/03	Loyola-Chicago	1	L	75-83
12/17/03	SW Missouri State	2	L	77-80
2/28/04	at IUPUI	1	W	73-68
2/6/06	Chicago State	2	W	82-81
12/19/06	South Dakota State	1	L	71-79
1/25/07	Valparaiso	1	L	52-56
1/27/07	Western Illinois	2	W	95-89
2/15/07	Oakland	1	W	80-76

12/6/07	at Oakland	1	L	105-114
12/19/07	Northern Iowa	1	L	60-64
2/23/08	at Centenary	1	W	75-65
1/17/09	North Dakota State	1	L	60-65
12/2/10	at IPFW	1	L	72-76
1/15/11	at Oral Roberts	1	L	63-69
1/20/11	IUPUI	2	W	85-77
1/29/11	at North Dakota State	2	L	88-89
11/25/11	vs. Wofford	1	W	64-58
1/3/12	at IUPUI	1	L	74-83
12/20/14	Incarnate Word	3	L	104-110
12/28/14	at Indiana State	2	W	73-70
11/17/15	at Omaha	1	L	89-95
3/9/17	vs. UT Rio Grande Valley	1	W	82-78
12/19/17	Central Michigan	1	L	86-92
11/17/18	at Eastern Washington	1	L	80-87
2/14/19	Grand Canyon	1	W	87-75
1/2/20	Seattle U	3	W	90-86
1/16/20	CSU Bakersfield	1	L	64-74
2/13/20	at Grand Canyon	1	L	66-71
12/29/22	at Denver	3	L	83-85
<b>3-overtime record:</b>		<b>1-2 (.333)</b>		
<b>2-overtime record:</b>		<b>6-4 (.600)</b>		
<b>1-overtime record:</b>		<b>16-21 (.432)</b>		
<b>All-Time NCAA OT record:</b>		<b>23-27 (.460)</b>		

#### NCAA era

##### Most Overtime Wins vs. Opponent

1. IUPUI	3
2. Oral Roberts	2
Western Illinois	2

##### Most Overtime Games Played vs. Opponent

1. IUPUI	5
2. Oakland	3
Oral Roberts	3
4. Grand Canyon	2
Missouri State	2
North Dakota State	2
Valparaiso	2
Western Illinois	2

##### Most Overtime Losses vs. Opponent

1. IUPUI	2
North Dakota State	2
Oakland	2



# KANSAS CITY MEN'S BASKETBALL

## RECORD BOOK

### 100-Point Games | Largest Scoring Margins | vs. Ranked Opponents

#### 100-Point Games

**Total Games (28)**

**Record: 25-3 (.893)**

11/27/20	KC Roos 138, Greenville 97
3/4/91	KC Roos 128, American International 119
2/27/96	KC Roos 120, Troy State 95
1/9/92	KC Roos 116, Southern Calif. College 78
12/23/92	KC Roos 115, Morehead State 79
11/14/23	KC Roos 113, Calvary Bible 54
11/18/19	KC Roos 111, Bacone 38
1/24/22	KC Roos 111, Spurgeon 44
11/12/17	KC Roos 110, Haskell 59
2/17/90	KC Roos 109, American International 91
2/12/90	KC Roos 109, Samford 77
2/24/00	KC Roos 108, Oakland 111 (2OT)
2/24/92	KC Roos 107, Chicago State 57
1/16/93	KC Roos 106, Chicago State 76
12/6/07	KC Roos 105, Oakland 114 (OT)
11/25/20	KC Roos 105, Culver-Stockton 35
12/20/14	KC Roos 104, Incarnate Word 110 (3OT)
12/04/03	KC Roos 104, Texas-Pan American 80
02/23/91	KC Roos 104, Florida International 54
1/6/97	KC Roos 103, Troy State 86
12/22/98	KC Roos 103, Cal Poly 97
2/11/17	KC Roos 102, Seattle U 72
11/5/19	KC Roos 102, Avila 49
12/12/09	KC Roos 102, Houston Baptist 87
12/17/90	KC Roos 101, Denver 73
1/11/93	KC Roos 101, Washington (Mo.) 62
12/16/99	KC Roos 101, Bellevue 58
1/8/90	KC Roos 100, Tennessee State 85

#### Opponent 100-point Games vs. Kansas City

**Total Games (23)**

**Record: 1-22 (.043)**

3/4/91	American International 119, KC Roos 128
12/6/07	Oakland 114, KC Roos 105 (OT)
12/17/16	West Virginia 112, KC Roos 67
2/24/00	Oakland 111, KC Roos 108 (2OT)
12/20/14	Incarnate Word 110, KC Roos 104 (3OT)
11/25/13	Iowa State 110, KC Roos 51
12/19/88	Oklahoma State 109, KC Roos 78
11/10/17	Wichita State 109, KC Roos 57
12/12/92	Kansas 108, KC Roos 62
12/18/89	Creighton 106, KC Roos 86
12/6/16	Kansas 105, KC Roos 62
2/18/10	IUPUI 103, KC Roos 65
2/24/11	Oakland 103, KC Roos 90
2/13/89	American International 102, KC Roos 96 (OT)
11/24/97	Texas A&M 102, KC Roos 61
2/10/11	Oral Roberts 102, KC Roos 81
1/19/91	Wright State 101, KC Roos 90
12/13/06	Maryland 101, KC Roos 50
11/13/13	Omaha 101, KC Roos 71
1/11/95	Colorado 100, KC Roos 92
2/15/03	Oakland 100, KC Roos 79
1/4/03	Kansas 100, KC Roos 46
2/28/09	Oakland 100, KC Roos 88

#### Largest Scoring Margins

**Victory**

	M	Score	Opponent	Date
1.	+73	111-38	Bacone	11/18/19
2.	+70	105-35	Culver-Stockton	11/25/20
3.	+67	111-44	Spurgeon	1/24/22
4.	+63	99-36	Kansas Christian	1/17/21
5.	+62	94-32	Calvary Bible	12/4/21
6.	+59	113-54	Calvary Bible	11/14/22
	+59	95-36	Culver-Stockton	12/19/20
8.	+58	99-41	Crowley's Ridge	1/27/20
9.	+56	98-42	Kansas Christian	12/19/20
10.	+55	84-29	William Penn	11/21/99

**Defeat**

	M	Score	Opponent	Date
1.	-59	51-110	at Iowa State	11/25/13
2.	-54	46-100	Kansas	1/4/03
3.	-52	47-99	at Louisville	12/8/12
	-52	57-109	at Wichita State	11/10/17
5.	-51	50-101	at Maryland	12/13/06
6.	-47	52-99	at Kansas	1/5/11
7.	-46	62-108	vs. Kansas	12/12/92
	-46	31-77	at Wisconsin	11/22/11
	-46	45-91	at Ohio State	11/23/12
10.	-45	67-112	at West Virginia	12/17/16

#### KANSAS CITY VS. RANKED OPPONENTS

**Overall Record: 0-25**

Date	Ranking	Opponent	Result
1/9/91	18	Nebraska	L, 78-97
12/12/92	2	vs. Kansas	L, 62-108
12/28/99	25	at Tulsa	L, 60-81
12/8/01	4	at Kansas	L, 68-79
1/4/03	18	Kansas	L, 46-100
11/23/04	12	at Mississippi State	L, 64-82
11/29/06	17	at Wichita State	L, 55-85
11/11/07	4	at Kansas	L, 62-85
11/16/08	23	at Kansas	L, 56-71
11/30/08	17	at Florida	L, 65-86
12/23/10	11	at Kansas State	L, 64-80
1/5/11	3	at Kansas	L, 52-99
11/22/11	11	at Wisconsin	L, 31-77
12/19/11	20	at Michigan State	L, 54-89
11/23/12	3	at Ohio State	L, 45-91
12/8/12	5	at Louisville	L, 47-99
12/29/12	25	at Kansas State	L, 44-52
11/25/13	17	at Iowa State	L, 51-110
12/4/13	7	at Louisville	L, 62-90
12/9/14	14	at Iowa State	L, 56-73
12/22/15	16	Louisville	L, 47-75
12/6/16	3	at Kansas	L, 62-105
12/17/16	12	at West Virginia	L, 67-112
11/10/17	7	at Wichita State	L, 57-109
12/14/19	2	at Kansas	L, 57-98
11/11/22	23	at Illinois	L, 48-86

\* Rankings are based on Associated Press Poll on date of game

M = Margin of Victory

Note: Listings based on NCAA-era only (since 1986)





# KANSAS CITY MEN'S BASKETBALL

## RECORD BOOK

### All-Time Roster

-- M --		-- Q --		-- T --	
Mandl, Mike	1969-71	Qualls, Eddie (#44)	1974-76	Tanner, Alton (#10)	2012-13
Mann, Brad (#4)	1996-99			Taylor, Deshon (#2)	2014-15
Markos, Geoff (#42)	1996-98	-- R --		Taylor, Paul (#32)	1997-98
Martin, Sam (#21)	2019-23	Rawlins, Darecko (#25)	1992-96	Taylor, Paul (#3)	1996-97
Martin, Stan (#25)	1978-79	Ray, Kenneth	1974-76	Temple, Brandon (#3)	2003-05
Mason, Trevor (#20)	2011-12	Reid, Brad (#33)	2011-13	Terrell, Kenton (#11)	1983-84
Matava, Matt (#51)	1982-83	Richmond, Nick (#12, #13)	1995-99	Thompson, Ray (#10)	1980-81
Mathis, Roger (#44)	1973-74	Rivas, Juan Ramon (#35)	2014-15	Darnell Tillman (#54)	2015-17
Mayo, Paul (#20)	1979-80	Rivers, Kim (#14, #15)	1985-86	Tindall, Javin (#12)	2000-01
McCoy, Cliff (#33)	1979-80	Roach, John (#31)	1969-71	Trigg, Mike (#44)	1976-80
McDonald, Charlie (#3)	2002-03	Robinson, Broderick (#10)	2016-18	Tyler, Estan (#11)	2011-13
McGautha, Brad (#20, #23)	1981-82	Robinson, David (#45)	1987-92		
McKinney-Jones, Trey (#22)	2008-10	Robinson, Ronnie (#21, #22)	1981-83	-- V --	
McKissic, Brandon (#3)	2017-21	Rockmann, Max (#34)	2009-11	Vaught, Richard (#20, #21)	1985-86
McLaughlin, Baron (#55)	1988-90	Rocker, Darrell (#34)	1984-85	Voorhes, Wyatt (#10)	2015-16
McWilliams, Raynard (#43)	1983-84	Roessink, Hidde (#10)	2020-22		
Michel, Ernesto (#32)	1991-92	Rogers, Nate (#0)	2011-13	-- W --	
Miller, Dave	1972-73	Ross, Isaiah (#2)	2016-18	Wall, Kevin	1971-73
Mitchell, Brayden	2020-21	Ruble, Craig (#22)	1993-95	Wayne, Gary	1981-82
Mitchell, RayQuawndis (#21)	2022-23	Russell, Baxter (#22)	1987-89	Wayne, John (#34)	1978-80
Modin, Dick (#32)	1973-75			Washington, Aaron (#12, #2)	2012-14
Molak, Frank (#25)	1987-90	-- S --		Washington, Erin (#4)	1994-96
Moore, Vincent (#35)	1983-84	Salmon, Travis (#20)	1991-96	Washington, Joe (#33)	1982-83
Moores, Mike	1977-78	Sanders, Bruce (#12)	1974-76	Washington, Keith (#12)	1979-80
Morrow, Curtis (#34, #35)	1985-86	Savage, Jack (#11)	1997-99	Watson, Michael (#22)	2000-04
Mosley, Bill (#25)	1969-71	Schmidt, Bob (#12)	1980-81	Wedel, Mason (#4)	2012-15
Moulder, Brad (#32)	1995-97	Schmitz, Ronnie (#24)	1989-93	Westfall, Rick (#12)	1981-83
Mukeba, Allen D. (#23)	2022-23	Schroer, Mike (#55)	1991-92	White, Javan (#25)	2019-20
Muller, Rick (#42)	1991-96	Seabrooks, Joe (#33)	1989-94	White, Nick	1971-72
Mushatt, LaTreze (#4)	2008-10	Shayok, Shayok (#22)	2014-15	Whitfield, Rob (#2)	2018-20
		Shewmake, Terry (#13)	1983-84	Williams, Chris (#33)	1999-2000
-- N --		Shook, John (#14)	1978-79	Williams, Edward (#42)	1989-91
Ngandu, Jeff (#32)	2022-23	Shuman, Pat (#35)	1980-81	Williams, Frank Jr. (#13)	2013-15
Nickols, Ed (#40)	1976-78	Sims, Ernie (#33)	1973-74	Williams, James (#34)	2002-03
Nelson, Brian (#10, #11)	1984-86	Simms, Kenny (#35)	2007-08	Williams, Ralph (#20)	1997-98
Nesbitt Jr., Marvin (#33)	2017-22	Skurdal, Evan	1972-73	Williams, Zion (#0)	2019-21
Newbill, Billy (#21)	1987-89	Smith, Chaz (#34)	1995-96	Wiseman, Cordell (#42)	1980-81
Newbill, Broderick (#25)	2014-17	Smith, Dave (#43)	1969-73	Wofford, Sherman (#20)	1972-76
Nimmo, Jesse (#54, #55)	1984-86	Smith, Eddie (#33)	1997-99		
		Smith, Marco (#1)	2017-19	-- Y --	
-- O --		Smith, Mel (#31)	1983-84	Young, Skip (#33)	1969-72
Oliver, Mark (#44)	1987-89	Smith, Thaddeus (#21)	2014-15		
O'Neal, Chris (#34)	1989-90	Smith, Vinson (#32, #33)	1993-94, 96-97	- Must have lettered and appeared in a game.	
		Spears, Kyle (#54)	2005-07		
-- P --		Spencer, Edward (#21)	2001-02		
Paige, Robert	1976-77	Spiva, Jeff (#41)	1990-93		
Palmer, Will (#40)	1998-2002	Spradlin, Roy (#53)	1969-70		
Park, George (#15)	1973-74	Starks, Corey (#25)	2003-05		
Park, Larry (#10, #24)	1980-82	Staton, Thomas (#13)	2011-13		
Parks, Charles (#11)	1996-97	Stephens, Brent (#15)	2005-08		
Parks-El, Richard (#25, #30)	1981-83	Steward, Kyle (#3)	2016-18		
Payne, Paxton (#15)	2020-22	Stockard, Chris (#31, #45)	1971-75		
Pennington, D'Anthony (#13)	2020-21	Stricker, Marc (#32, #12)	1998-01, 02-03		
Perry, Anthony (#21)	1996-98	Stricklin, Derek (#21)	1996-97		
Petteway, Napoleon (#42)	1987-89	Stumpff, Tim (#33, #34, #45)	1981-85		
Peuser, Justus (#2)	2021-22	Suggs, Brandon (#22)	2017-19		
Phillips, Demetrius (#20)	1984-85	Sullivan, Jevin (#33)	2022-23		
Pledger, Alex (#14)	2005-08	Suther, Matt (#11)	1999-2002		
Pitts, Demarius (#2)	2019-21				
Pohlman, Chuck (#53)	1982-84				
Poindexter, John (#32)	1970-73				
Principe, Vince (#51)	1969-71				