



**UMD BULLDOG  
FOOTBALL**  
2025 RECORD BOOK



## INSIDE...

### CURRENT SEASON

|   |   |
|---|---|
| The Current Bulldogs.....                         | 2 |
| Quick Facts.....                                  | 2 |
| The Northern Sun Intercollegiate Conference ..... | 3 |
| James S. Malosky Stadium .....                    | 4 |
| The Last Time... ..                               | 5 |
| This is Bulldog Football .....                    | 6 |

### POSTSEASON HONORS

|                                 |       |
|---------------------------------|-------|
| Individual Awards.....          | 9     |
| All-Americans .....             | 11-12 |
| All-Conference Selections ..... | 13-14 |
| Bulldogs and the NFL.....       | 15-16 |
| Team Award Winners.....         | 17-18 |

### PROGRAM HISTORY

|                                   |       |
|-----------------------------------|-------|
| Team Records .....                | 19    |
| Individual Records.....           | 20-21 |
| UMD Bests/Defensive Leaders ..... | 23-25 |
| NCAA II National Champions .....  | 26-27 |
| Year-By-Year Records .....        | 31-37 |
| UMD Against the Competition ..... | 30    |



### THE CURRENT BULLDOGS

Click through for current bios, schedule, and statistics.

[Schedule](#)

[Roster](#)

[Coaching Staff](#)

[Statistics](#)

[News Archive](#)

## QUICK FACTS

### UMD

Name ..... University of Minnesota Duluth  
 Founded ..... 1895  
 Enrollment ..... 9,350  
 Chancellor ..... Charles Nies  
 Athletic Director ..... Forrest Karr  
 Nickname..... Bulldogs  
 School Colors ..... Maroon and Gold  
 National Affiliation.....NCAA Division II  
 Conference..... NSIC  
 NSIC Football Members: Augustana University (S.D.), Bemidji State University, Concordia University-St. Paul, Minnesota State University, Mankato, Minnesota State University-Moorhead, University of Mary, University of Minnesota Crookston, University of Minnesota Duluth, Minot State University, Northern State University, St. Cloud State University, University of Sioux Falls, Southwest Minnesota State University, Wayne State College (Neb.), Winona State University  
 Stadium.....James S. Malosky Stadium  
 Capacity..... 4,500  
 Surface..... Artificial Turf

### CURRENT STAFF

Head Coach..... **Curt Wiese**  
 Alma Mater (Year) Minnesota State Mankato (2000)  
 Record at UMD (Year) ..... 104-27-0 (13th)  
 Career College Coaching Record (Year) ..... 113-38 (14th) (2020 season was cancelled due to Covid)  
 Associate Head Coach/Offensive Coordinator.....  
**Chase Vogler**  
 Defensive Coordinator/Defensive Line & Outside Linebackers Coach.....**Trey Dil**  
 Special Teams/Wide Receivers Coach ...**Luke Olson**  
 Assistant Offensive Line Coach..... **Cory Flesch**  
 Offensive Line Coach.....**Austan Davis**  
 Secondary Coach/Recruiting Coordinator ....**Mekhi Ware**  
 Cornerbacks Coach.....**Jalen Bethany**  
 Tight Ends Coach.....**Dalton Creighton**  
 Running Backs Coach.....**Jacob Lytton**  
 Head Athletic Trainer ..... **Jessa Schlafke**  
 Equipment Manager ..... **Dan Hersey**  
 Head Strength & Conditioning Coach.....  
**Cory Chapp**

### PROGRAM HISTORY

First Year of Football..... 1930  
 (no teams from 1943-45) (no 2020 season)  
 All-Time Record (91st Season) .....562-281-24 (prior to 2024)  
 NCAA II Championships..... 2 (2010, 2008)  
 NCAA II Playoff Appearances..... 11 (2018, 2016, 2014, 2013, 2012, 2011, 2010, 2009, 2008, 2005, 2002)  
 Bowl Appearances..... 3 (Mineral Water Bowl – 2017, 2015, 2001)  
 NSIC Championships (Overall) .....21 (2021, 2018, 2014, 2012, 2011, 2010, 2009, 2008, 2002, 1996, 1995, 1990, 1985, 1980, 1979, 1948, 1946, 1939, 1937, 1934, 1932)  
 NSIC North Division Championships.....12 (2019, 2018, 2017, 2016, 2015, 2014, 2013, 2012, 2011, 2010, 2009, 2008)  
 North Central Conference Championships..... 1 (2005)  
 Minnesota Intercollegiate Athletic Conference Championships.....3 (1973, 1961, 1960)

From its modest origin as a six-team alliance some 89 years ago, the Northern Sun Intercollegiate Conference has matured into a 16-team union of upper Midwest colleges and universities to form arguably the strongest affiliation in NCAA Division II sports.

The NSIC can trace its roots to 1932 when six schools, including Bemidji State University, Minnesota State University-Mankato, Minnesota State University-Moorhead, St. Cloud State University, the University of Minnesota Duluth and Winona State University signed on as charter members. All remain active subscribers of the league today.

Southwestb Minnesota State University was added in 1969, followed by Northern State University in 1978, Wayne State College (Neb.) in 1998, Concordia University-St. Paul and the University of Minnesota-Crookston in 1999, the University of Mary and Upper Iowa University in 2006, and Augustana College in 2008.

Minnesota State-Mankato, St. Cloud State and UMD later left the league to join the North Central Conference (all at different times) but returned to their NSIC roots in 2008. In 2012-13, the NSIC expanded by two with the addition of Minot State University and the University of Sioux Falls

(The University of Minnesota-Morris and Michigan Tech University were once part of the NSIC family as well).

In 1992, the NSIC became a true athletic showcase for both men and women with the merger of the traditional Northern Intercollegiate Conference and the Northern Sun Conference, the home of women's athletics since 1979.



Before all of the NSIC affiliates became certified for championship competition in the NCAA in 1995, its member institutions filled prominent roles in the National Association of Intercollegiate Athletics (NAIA). NIC and NSC clubs annually dispatched scores of student-athletes to national tournaments and captured several NAIA team and individual title.

The NSIC celebrates its 92th season of competition this year and clearly continues to make a major imprint nationally, winning an impressive 27 national team titles since 2006 -- including a pair of football championships by UMD in 2008 and 2010. The Bulldogs accomplished that feat in historic fashion, becoming the first NCAA II team ever to go a perfect 15-0 in a season twice.

In addition, in May, for the first time in a quarter century, the UMD Athletic Department had a NSIC Britton Award winner.

Graduate football offensive lineman Arik Johnson was named the 2024 Dr. William Britton Scholar-Athlete Award recipient, the first Bulldog to earn the honor since Stephen Blackmarr was awarded it in 1998. The Britton Scholar-Athlete Award for Academic Excellence, in its 40th year, recognizes the NSIC's top male student-athlete -- UMD as a department has had four men earn the honor since 1988 and six women win the Kelly Scholar-Athlete Award, in its 39th year, presented to the NSIC's top female student-athlete.

## ALL-TIME NSIC FOOTBALL STANDINGS

| <u>TEAM</u>               | <u>W</u> | <u>L</u> | <u>T</u> | <u>PCT</u> | <u>TITLES</u> | <u>LAST</u> |
|---------------------------|----------|----------|----------|------------|---------------|-------------|
| UMD                       | 308      | 100      | 5        | .752       | 21            | 2021        |
| Sioux Falls               | 95       | 35       | 0        | .722       | 1             | 2016        |
| Minnesota State, Mankato  | 240      | 91       | 8        | .780       | 22            | 2022        |
| Augustana                 | 114      | 56       | 0        | .671       | 2             | 2023        |
| St. Cloud State#          | 214      | 134      | 9        | .612       | 15            | 2011        |
| Michigan Tech#            | 71       | 53       | 1        | .572       | 7             | 1974        |
| Northern State            | 179      | 158      | 3        | .531       | 3             | 1999        |
| Winona State              | 288      | 271      | 8        | .515       | 18            | 2007        |
| Minnesota State-Moorhead  | 273      | 280      | 9        | .494       | 14            | 1995        |
| Wayne State               | 118      | 125      | 0        | .486       | 1             | 2022        |
| Bemidji State             | 267      | 297      | 9        | .474       | 7             | 2022        |
| Minnesota-Morris #        | 99       | 117      | 4        | .459       | 8             | 1987        |
| Concordia-St. Paul        | 96       | 147      | 0        | .395       | 2             | 2005        |
| Southwest Minnesota State | 147      | 273      | 5        | .352       | 1             | 1990        |
| UMary                     | 52       | 117      | 0        | .308       | 0             | ---         |
| Upper Iowa#               | 49       | 118      | 0        | .293       | 0             | ---         |
| Minot State               | 24       | 96       | 0        | .200       | 0             | ---         |
| Minnesota Crookston#      | 23       | 169      | 0        | .120       | 0             | ---         |

# No longer members of the NSIC




Northern Minnesota's premier outdoor athletic venue, James S. Malosky Stadium has been the home of UMD football for over five decades. And, the Bulldogs have certainly taken advantage of their home turf during that time. In 292 lifetime appearances at Malosky Stadium, the Bulldogs have posted a 227-61-4 overall record for .784 winning percentage. Over the past 24 seasons, UMD has posted 10 undefeated homestands, including five since 2012.

And talk about consistency. Only five times has UMD ever failed to produce a .500 or above record at the on-campus facility, which is named after legendary Bulldog football head coach Jim Malosky and opened on Oct. 29, 1966.

In 2008, a \$6.5 million, four-level structure, which includes a concession area, spacious club room and press/broadcast facilities, was added to the grandstand. The following year, a new \$325,000 scoreboard, 48' x 33' in size, debuted in the north end zone and now contains a 12' x 22' LED videoscreen. Three summers ago, new artificial turf was installed at Malosky Stadium and in 2018 the running track surrounding that playing field was completely redone.

In addition to housing the football, women's soccer and track and field Bulldogs, the 4,500-seat Malosky Stadium also hosts a number of high school athletic events throughout the year as well as various UMD intramural activities.



## SINGLE-GAME MALOSKY STADIUM ATTENDANCE HIGHS

| ATTENDANCE | DATE           | RESULT                              |
|------------|----------------|-------------------------------------|
| 1. 6,539   | Sept. 11, 2021 | UMD 30, Minnesota State-Mankato 10  |
| 2. 6,357   | Sept. 10, 2016 | UMD 34, Winona State 31             |
| 3. 6,157   | Oct. 10, 2015  | UMD 37, St. Cloud State 27          |
| 4. 6,044   | Oct. 22, 2011  | UMD 37, Northern State 6            |
| 5. 5,948   | Oct. 20, 2012  | UMD 30, Bemidji State 0             |
| 6. 5,862   | Oct. 31, 1981  | MSU-Moorhead 29, UMD 0              |
| 7. 5,723   | Sept. 20, 2013 | Minnesota State-Mankato 21, UMD 17  |
| 8. 5,487   | Sept. 13, 2025 | UMD 17, Minnesota State-Mankato 14  |
| 9. 5,389   | Sept. 3, 2009  | Central Washington 13, UMD 10       |
| 10. 5,287  | Sept. 6, 2014  | UMD 20, Concordia-St. Paul 13       |
| 11. 5,268  | Oct. 18, 2014  | UMD 43, Northern State 30           |
| 12. 5,252  | Oct. 17, 2009  | UMD 31, St. Cloud State 7           |
| 13. 5,238  | Nov. 16, 2002  | UMD 42, Winona State 25             |
| 14. 5,221  | Sept. 14, 2024 | UMD 29, MSU Moorhead 30             |
| 15. 5,217  | Sept. 7, 2013  | UMD 32, Sioux Falls 7               |
| 16. 5,150  | Sept. 12, 1981 | UMD 23, Minnesota-Morris 7          |
| 17. 5,132  | Sept. 8, 2018  | UMD 60, MSU-Moorhead 7              |
| 18. 5,124  | Aug. 31, 2017  | Sioux Falls 26, UMD 7               |
| 19. 5,055  | Sept. 8, 2012  | UMD 38, Winona State 16             |
| 20. 5,022  | Sept. 7, 2002  | UMD 44, Minnesota State-Mankato 9   |
| 21. 4,893  | Sept. 11, 2004 | Wisconsin-La Crosse 34, UMD 13      |
| 22. 4,854  | Oct. 15, 2016  | UMD 39, Northern State 19           |
| 23. 4,850  | Oct. 3, 1981   | UMD 32, Southwest Minnesota State 3 |

## THE BULLDOGS AT MALOSKY STADIUM

| YEAR | W | L | T | PCT.  | YEAR | W | L | T | PCT.  | YEAR | W | L | T | PCT.  | YEAR          | W          | L         | T        | PCT.        |
|------|---|---|---|-------|------|---|---|---|-------|------|---|---|---|-------|---------------|------------|-----------|----------|-------------|
| 1966 | 2 | 0 | 0 | 1.000 | 1981 | 5 | 1 | 0 | .833  | 1996 | 4 | 1 | 0 | .800  | 2011          | 6          | 1         | 0        | .857        |
| 1967 | 3 | 1 | 0 | .750  | 1982 | 4 | 0 | 0 | 1.000 | 1997 | 3 | 2 | 0 | .600  | 2012          | 6          | 0         | 0        | 1.000       |
| 1968 | 2 | 3 | 0 | .400  | 1983 | 4 | 1 | 0 | .800  | 1998 | 2 | 3 | 0 | .400  | 2013          | 5          | 1         | 0        | .833        |
| 1969 | 2 | 2 | 0 | .500  | 1984 | 3 | 0 | 0 | 1.000 | 1999 | 1 | 4 | 0 | .200  | 2014          | 7          | 0         | 0        | 1.000       |
| 1970 | 4 | 0 | 1 | .900  | 1985 | 3 | 1 | 0 | .750  | 2000 | 5 | 1 | 0 | .833  | 2015          | 5          | 0         | 0        | 1.000       |
| 1971 | 3 | 1 | 0 | .750  | 1986 | 5 | 0 | 0 | 1.000 | 2001 | 5 | 0 | 0 | 1.000 | 2016          | 6          | 0         | 0        | 1.000       |
| 1972 | 4 | 1 | 0 | .800  | 1987 | 5 | 1 | 0 | .833  | 2002 | 6 | 0 | 0 | 1.000 | 2017          | 3          | 2         | 0        | .600        |
| 1973 | 3 | 1 | 0 | .750  | 1988 | 2 | 2 | 0 | .500  | 2003 | 4 | 0 | 0 | 1.000 | 2018          | 6          | 1         | 0        | .857        |
| 1974 | 3 | 0 | 1 | .875  | 1989 | 4 | 1 | 0 | .800  | 2004 | 3 | 3 | 0 | .500  | 2019          | 4          | 1         | 0        | .800        |
| 1975 | 5 | 1 | 0 | .833  | 1990 | 4 | 1 | 0 | .800  | 2005 | 4 | 1 | 0 | .800  | 2020          |            |           |          | No Season   |
| 1976 | 4 | 1 | 0 | .800  | 1991 | 3 | 1 | 0 | .750  | 2006 | 3 | 2 | 0 | .600  | 2021          | 4          | 2         | 0        | .667        |
| 1977 | 2 | 2 | 0 | .500  | 1992 | 3 | 1 | 1 | .700  | 2007 | 2 | 4 | 0 | .333  | 2022          | 5          | 0         | 0        | 1.000       |
| 1978 | 3 | 2 | 0 | .600  | 1993 | 5 | 0 | 0 | 1.000 | 2008 | 6 | 0 | 0 | 1.000 | 2023          | 5          | 1         | 0        | .833        |
| 1979 | 4 | 1 | 0 | .800  | 1994 | 2 | 3 | 0 | .400  | 2009 | 6 | 2 | 0 | .750  | 2024          | 3          | 2         | 0        | .600        |
| 1980 | 4 | 0 | 0 | 1.000 | 1995 | 3 | 0 | 1 | .875  | 2010 | 8 | 0 | 0 | 1.000 | <b>TOTALS</b> | <b>230</b> | <b>63</b> | <b>4</b> | <b>.781</b> |

## THE LAST TIME...

### KICK RETURN FOR TD

UMD Jonathan Shrum.....Concordia St. Paul 90 yards (Sept. 6, 2025)  
 Opponent Knylen Miller-Levi.....Minot State 100 yards (Oct. 21, 2023)

### PUNT RETURN FOR TD

UMD Nate Ricci.....Winona State 62 yards (Sept. 10, 2016)  
 Javien Versey.....Bemidji State 41 yards, off blocked punt(Sept. 28, 2019)  
 Opponent Dominique Ramsey.....Texas A&M-Commerce 79 yards (Nov. 17, 2018)  
 Dayne Douglas.....Texas A&M-Commerce 20 yards (Nov. 17, 2018)

### INTERCEPTION RETURN FOR TD

UMD Brock Unger.....Minnesota State Moorhead 82 yards (Sept. 27, 2025)  
 Opponent C.J. Scott.....Upper Iowa 45 yards (Oct. 26, 2019)

### FUMBLE RECOVERY FOR TD

UMD Brian Konz...Minot State 45 yards (Oct.21, 2023)  
 Opponent Trevor Long.....Minn. Crookston 69 yards (Nov. 4, 2017)

### EXTRA POINT ATTEMPT RETURN FOR 2 PTS

UMD Jim Johnson..... Central Washington(Sept. 23, 2006)  
 Opponent Channing Barber.....Northern State(Oct. 15, 2016)

### SHUTOUTS

UMD - University of Mary.....W 62-0 (Sept. 28, 2024)  
 Opponent - Wayne State (Neb.).....L 7-0 (Sept. 17, 2011)

### OVERTIME GAME

UMD - Bemidji State.....W 26-19 - 2OT (Sept. 22, 2018)

### 100 RUSHING YARDS

UMD Kyle Walljasper.....Northern State 114 yards (Oct. 11, 2025)

### 200 RUSHING YARDS

UMD Kyle Walljasper.....Winona State 236 yards (Nov. 2, 2024)

### 300 YARDS PASSING

UMD Kyle Walljasper.....Minnesota State Moorhead 333 yards (Set. 14, 2024)

### 400 TOTAL OFFENSE YARDS

UMD Kyle Walljasper.....Winona State 420 yards (Nov. 2, 2024)

### 100 YARDS RECEIVING

UMD Luke Dehnicke.....UMary 230 yards (Oct. 25, 2025)

### 150 YARDS RECEIVING

UMD Luke Dehnicke.....UMary 230 yards (Oct. 25, 2025)

### 200 YARDS RECEIVING

UMD Luke Dehnicke.....UMary 230 yards (Oct. 25, 2025)

### TWO BULLDOGS RECEIVED FOR 100 OR MORE YARDS

UMD DaShaun Ames and Chuck Gilbert III .....Northern Michigan 126 yards (Ames) and 115 (Gilbert) (Aug. 29, 2024)

### TWO BULLDOGS RUSHED FOR 100 YARDS

UMD Kyle Walljasper (113), Jaylen McKnight (109).....Minot State 109 yards (Oct. 21, 2023)

### THREE BULLDOGS RUSHED FOR 100 YARDS

UMD Logan Lauters (154).....Southwest Minnesota State (Sept. 20, 2014)  
 Drew Bauer (111)  
 Austin Sikorski (103)

### UMD RECORDED A SAFETY

Jacob Mogensen.....Concordia St. Paul (Nov. 4, 2023)





So records the 1930-31 yearbook, *The Chronicle*, depicting the origins of Bulldog football when the University of Minnesota Duluth wasn't the University of Minnesota Duluth at all, but rather the Duluth State Teachers College (DSTC). "Coach Kovach," a.k.a. Frank Kovach, an industrial arts specialist organized and coached the first team that would later evolve into one of the most

way tie for first place in the Northern Intercollegiate Conference, their initial taste of championship football, and in 1934 DSTC captured its first outright title. The latter part of the 1930s was one of the more fruitful periods in Bulldog history. From 1934 to 1939, DSTC constructed a 31-7-2 record with championships again in 1937 and 1938.

The pre-World War II days found the Bulldogs' football

wintery weather, the Gusties stopped the Bulldogs' drive to bring home their first MIAC championship. The following season was the most disastrous year UMD has ever experienced as it suffered through an 0-7-1 record.

The mid-1950s were a period for slowly refueling the program with respectability. In 1957 Peterson stepped down after 24 years of skillingshepherding the Bulldogs. His replacement

a MIAC crown.

UMD successfully defended its title in 1961, but the program slumped again in the mid-1960s with three successive sub-.500 seasons. The Bulldogs were nosed out for the crown in 1967, despited cobbling together a nifty 7-1-1 record, but again fell below the .500 mark in 1968 and 1969.

After nearly a 30-year absence, UMD rejoined the Northern (Sun) Intercollegiate Conference in 1976. Over the next 28 years, the Bulldogs would suffer just one losing season in conference play while amassing a 196-95-5 record en route to capturing nine NSIC championships. The first of those crowns came in 1979 when UMD won its final five league matchups of the year (including a convincing 34-8 home win over Minnesota

## THIS IS BULLDOG FOOTBALL.

successful college programs in the land. Appropriately enough, Kovach directed his troops to a winless season as the Bulldogs debuted in 1930 with two ties — a scoreless deadlock against Itasca Junior College, and a 6-6 verdict versus Duluth Junior College — and three losses in their only five outings.

Following Kovach's baptismal year, he yielded the coaching gavel to Lloyd Peterson in 1931, beginning an era that would continue through the 1957 season. Peterson's (and DSTC'S) first victory ever came in the second tilt of the season against Winona State Teacher's College, a 7-0 whitewash.

In 1932, the Bulldogs were jammed in a four-

program struggling and 1941 produced the worst campaign in the school's history to that point with a 1-6 record. When world peace was restored, however, the Bulldogs made a quick comeback as they tied for the NIC crown in 1946 and again in 1948.

The Bulldogs played an independent schedule in 1949 and traded in their green and gold colors in 1950 to become the Maroon & Gold of the University of Minnesota Duluth.

The newly-named UMD then aligned with the Minnesota Intercollegiate Athletic Conference (MIAC) in 1950. The 1951 season boiled down to a showdown between the Bulldogs and Gustavus Adolphus, and, in 17-degree

was a Crosby-Ironton native who had worked wonders at Morris and Morningside (Edina) High Schools — Jim Malosky — and within three years, the Bulldogs had earned

State University-Moorhead) to claim a share of the NSIC title with MSU-Moorhead. The following year, the Bulldogs did what no UMD outftif had ever done before — finished





a season unbeaten and untied — as it posted a perfect 10-0-0 overall record while leading all NCAA II teams in both scoring offense (35.4 points per game) and scoring defense (7.6 ppg). By October 1981, UMD had strung together a 20-game winning streak, which at the time was the longest in all of college football. Then, on Halloween of that year, MSU-Moorhead knocked the Bulldogs from the ranks of the unbeaten, stunning the overflow record-crowd of 5,862 at Griggs Field with a 29-0 victory. UMD went on to finish the season sporting a 9-1-0 mark in all games and placed second to (who else?) MSU-Moorhead in the league standings.

The Bulldogs returned to the top of the NSIC heap in 1985 by reeling off seven straight wins to end the year, and also laid claim to conference crowns in 1990, 1995 and 1996.

The 1997 season marked the end of a truly golden era for Bulldog football. Due to health concerns, the legendary Jim Malosky was forced to retire following a memorable 40-year coaching run at UMD. The winningest coach in NCAA Division II football history at the time, Malosky just seemed

to get better with age as his troops finished below the .500 mark on only two occasions during his final 28 seasons.

Upon Malosky's departure, UMD floundered somewhat until the dawn of a new century. Bob Nielson's arrival as head coach in 1999 signaled a resurgence and, in 2001, Nielson and the Bulldogs posted a 9-3-0 overall mark, the most victories in a season for UMD since 1990. The Bulldogs, who fell just short of an NSIC crown for the second straight season, made the school's first-ever postseason appearance by taking part in the 37th Mineral Water Bowl in Excelsior Springs, Mo., against Central Missouri State University.

One season later, in 2002, the Bulldogs enjoyed one of their most productive seasons in team history to that point, going a perfect 11-0 during the regular season (including a 9-0 mark in NSIC play when it averaged a league-record 47.9 points per outing) and earning their inaugural berth in the NCAA II playoffs. UMD, which set or equaled 59 team and individual records during the course of the year and were NSIC champs for the first time in a half dozen years,

suffered a 45-41 last-second road setback to Northwest Missouri State University in its NCAA playoff debut.

UMD continued its victorious ways in 2003, posting an 8-3 overall mark. A Nov. 15 game against Winona State was to be the Bulldogs' temporary farewell to the NSIC following 42 years of affiliation split by 26 seasons in the MIAC. After five years on the Bulldog sidelines, Nielson traded in his headset on December 1, 2003 to take over as UMD's Director of Athletics. One of Nielson's first major moves was to hire his successor. Looking west, he found his man in Kyle "Bubba" Schweigert, who had paid his dues the previous 15 years as highly-regarded assistant coach at the University of North Dakota. Schweigert piloted the Bulldogs through their inaugural go-around of North Central Conference activity five years ago, but it didn't take long for his troops to settle into their new digs. UMD used a relentless and a record-breaking air attack to tie for the 2005 NCC crown and qualify for NCAA II postseason play for the second time in four years. Schweigert stepped down as head coach after the 2007 season (the final year

of competition for the historic NCC) and his replacement was also his predecessor, Bob Nielson. In his first year back at the controls, Nielson proceeded to marshal the Bulldogs through a season for the ages, claiming the school's first NCAA II title in any sport and going a perfect 15-0. UMD, which amassed a 10-0 record in NSIC play -- a league first -- capped off the 2008 season with a 21-14 triumph over Northwest Missouri State in the NCAA II championship in Florence, Ala. Two weeks earlier, the Bulldogs posted what is arguably the most momentous victory in UMD athletic history by derailing perennial NCAA II powerhouse Grand Valley State University 19-13 in overtime. That win came on the road over a team which had, at the time, gone 51-1 and won two NCAA II championships during the past four years. Although it wasn't able to successfully defend their national title the following fall, UMD still managed to advance to the quarterfinal round of the NCAA II playoffs and walk off with its second straight outright NSIC crown. But it didn't take long for the Bulldogs to regain their national championship touch.

In 2010, just 24 months removed from capturing the school's first NCAA II crown in any sport, UMD cobbled together another remarkable 15-0 run. Despite being without the services of four key members of its opening day starting cast on offense -- including three-time All-American running back Isaac Odim (who suffered a season-ending knee injury six weeks in), UMD still managed to walk out of Florence with another NCAA II title trophy in tow, thanks in part to a defense which allowed just 12.7 points per outing during the year -- a figure unmatched by any club in the nation. What's more, the Bulldogs became the first team in NCAA II history to finish 15-0 in more than one season and just the eighth school to have been crowned champion more than once. Although the Bulldogs were unable to retain the NCAA II title belt in 2011, they did manage to capture a share of their school-record fourth NSIC crown in a row and rolled up 31 consecutive conference victories (four shy of the league record) before succumbing on the road to Wayne State College (Neb.) in week three of the season. UMD also secured its fourth NCAA II playoff berth in as many years and, in the second round, toppled No. 1-ranked and undefeated Colorado State University-Pueblo 24-21 on the road before falling 31-25 to visiting Wayne State University (Mich.) in the quarterfinals the ensuing week. The 2012 season would turn out to be Nielson's final go-around at UMD as he resigned in late December to assume the head coaching position at Western Illinois University. That was a little over a month after his Bulldogs won a fifth successive NSIC North Division title (they were second in the overall league

standings) and participated in NCAA II postseason play for a fifth straight time. Curt Weise, who was Nielson's trusty and talented offensive coordinator for five years, was promoted to the head job in late December 2012 and picked up right where his predecessor left off, directing UMD to an 11-2 record during his debut season. For an encore the next fall, the 2013 Liberty Mutual Division II Coach of the Year and the Bulldogs went 13-1 (which was the third most single-season wins in team history), corralled their school-record 19th NSIC championship and made a seventh straight trip to the NCAA II playoffs. After a one-year absence from NCAA II postseason play in 2015 (but a season-ending Mineral Water Bowl win over Fort Hays State), the Bulldogs returned to the national event in 2016. The following fall, UMD again took part in the Mineral Water Bowl and one year ago posted its sixth unbeaten and untied regular season record (11-0) while capturing a share of the NSIC overall title. In addition, the Bulldogs, who paced the nation in a number of defensive statistical categories, claimed their 11th consecutive NSIC North Division crown while moving on to the NCAA II playoffs for the ninth time in 11 seasons.

UMD has harvested several outstanding players throughout its rich 91-year history including halfbacks Ted McKnight (the 1976 NCAA II rushing leader), Dick Pesonen and Lou Barle, end Tom Adams, offensive tackle Vern Emerson, and defensive tackle Dave Viaene -- all of whom did time in the National Football League. Another Bulldog product, the late Dan Devine, gained national recognition as a respected collegiate and professional coach. Devine, who captained and quarterbacked UMD in 1947, went on to enjoy prosperous head coaching stays at the University of Missouri, the University of Notre Dame (where he won a national championship) and the Green Bay Packers. Most recently, outside linebacker Russ Rabe, UMD's all-time quarterback sack leader, joined the school's legends by signing a free agent contract with the New Orleans Saints in April 2005 before going on suit up for the NFL Europe's Hamburg

Sea Devils the next summer. In addition, quarterback Ted Schlafke distinguished himself following a brilliant four-year collegiate stay in 2008 by becoming the first Bulldog to land a spot on the American Football Coaches Association All-American team as well as the first to be a Harlon Hill Award (most outstanding player in NCAA) quarter finalist. Odim repeated that Harlon Hill feat one year later while landing on five separate All-American teams. The school's only three-year football All-American (2008-10), Odim exited UMD owning no less than 17 team single-game, single-season and lifetime records and, in the summer of 2011, strutted his stuff with the San Diego Chargers of the NFL during the preseason as a free agent. Offensive guard Garth Heikkinen, who started in a school-record 54 consecutive games, was bestowed with the Gene Upshaw Division II National Lineman of the Year Award (a UMD first) and in 2014, Heikkinen's one-time linemate, left guard Andrew Muer, became the first Bulldog to be named to seven different All-American teams (one more than Heikkinen). Last May, for the first time in a quarter century, the UMD Athletic Department has a NSIC Britton Award winner.

Graduate football offensive lineman Arik Johnson was named the 2024 Dr. William Britton Scholar-Athlete Award recipient, the first Bulldog to earn the honor since Stephen Blackmarr was awarded it in 1998. The Britton Scholar-Athlete Award for Academic Excellence, in its 40th year, recognizes the NSIC's top male student-athlete -- UMD as a department has had four men earn the honor since 1988 and six women win the Kelly Scholar-Athlete Award, in its 39th year, presented to the NSIC's top female student-athlete.



## HARLON HILL TROPHY FINALISTS

*The Harlon Hill Trophy has been awarded annually since 1986 to the most outstanding player in NCAA Division II football and is voted on by the sports information directors from the nation's 150-plus NCAA II football-playing schools.*

- 2009—Isaac Odum (RB)-Top 9 Finalist  
*(Finished fourth in the final voting)*
- 2008—Ted Schlafke (QB)- Quarterfinalist  
*(Finished fourth in the final voting)*
- 2005—Greg Aker (WR)  
*Top 24 Candidate*
- 2003—Tim Battaglia (WR)  
*Top 24 Candidate*
- 1986—Corey Veech (RB)  
*Top 24 Candidate*



## GENE UPSHAW NCAA II LINEMAN OF THE YEAR AWARD

*The Gene Upshaw Lineman of the Year Award has been presented annually since 2004 to the top NCAA Division II junior or senior offensive or defensive lineman in the nation. Sports information directors from each of the football-playing Division II institutions are the sole voters.*

2012—Garth Heikkinen (Recipient)  
2016—Peter Bateman (Top 8 Finalist)




**GARTH HEIKKINEN**



## NATIONAL FOOTBALL FOUNDATION SCHOLAR-ATHLETE AWARD

*The National Football Foundation Scholar-Athlete Award is presented annually to 16 senior student-athletes nationwide who have excelled in the classroom and on the football field football and have demonstrated strong leadership and citizenship.*

2010—Isaac Odim  
1997—Steve Blackmarr



**STEVE BLACKMARR**



**ISAAC ODIM**

## LIBERTY MUTUAL COACH OF THE YEAR AWARD (NCAA II)

*The Liberty Mutual Coach of the Year Award is the leading college football honor recognizing coaches for their sportsmanship, integrity, responsibility and excellence, on and off field.*

2013—Curt Wiese (Recipient)  
2011—Bob Nielson (Finalist)  
2010—Bob Nielson (Recipient)

## UMD ALL-AMERICANS

|   |                                       |
|---|---------------------------------------|
| 2024—Sam Pitz (*1st)                      | 2010—Isaac Odim-RB (#@2nd)            |
| 2024—Sam Pitz (^HM)                       | 2010—D.J. Winfield-WR (@2nd)          |
| 2024—Aiden Williams (^HM)                 | 2009—Robbie Aurich-LB (@^1st/+3rd)    |
| 2023—Treyvon Cahalan (*2nd Team, ^HM)     | 2009—Tobias Lemke-C (+@1st)           |
| 2023—Sam Pitz (^HM)                       | 2009—Isaac Odim-RB (*+@^1st)          |
| 2022—Zach Ojile (^HM)                     | 2008—Nate Baier-OG (^1st/#+@2nd)      |
| 2022—Brent Laing (*1st, ^HM)              | 2008—Mitch Cady-OT (^1st)             |
| 2021—Brent Laing (*1st)                   | 2008—Jim Johnson-DB (^2nd)            |
| 2019—Dan Monson (^3rd Team)               | 2008—Tobias Lemke-C (^3rd)            |
| 2019—Bill Atkins DB (^HM)                 | 2008—Isaac Odim-RB (^3rd/+HM)         |
| 2019—Isaac Erdmann (^HM)                  | 2008—Ted Schlafke-QB (#^1st/@HM)      |
| 2019—Noah LeBlanc (^HM)                   | 2008—D.J. Winfield-WR (^3rd)          |
| 2018—Matt Juneau OL (*2nd Team, +HM)      | 2008—Tyler Yelk-DB (+1st/#2nd/@^3rd)  |
| 2018—Alex Helmer LB(^1st Team)            | 2008—Ben Loth-LB (^HM)                |
| 2018—Jason Anderson OL (^HM)              | 2005—Marcus Davis-DB (~4th)           |
| 2018—Trapper Ward OT (^HM)                | 2004—Russ Rabe-LB (@3rd)              |
| 2017—Nolan Folkert OT (^HM)               | 2003—Russ Rabe-DE (^1st)              |
| 2016—Beau Bates (^3rd/+HM)                | 2002—Peter Lawton-OG (^2nd)           |
| 2016—Drew Bauer (+HM)                     | 2002—Nate Reimers-OT (^3rd)           |
| 2016—Beau Bofferding (+^HM)               | 2001—Peter Lawton-OG (^HM)            |
| 2015—Peter Bateman OT (∞1st/^HM)          | 2001—Kevin Westbrook-DB (^HM)         |
| 2015—Jonathan Harden DT (∞1st)            | 1989—Brent Griffith-OT (#^2nd)        |
| 2015—David BoegelDB (∞2nd)                | 1988—Chris Westberg-DB (^1st)         |
| 2015—Brent Stiglich-LB (∞2nd)             | 1986—Corey Veech-RB (#2nd)            |
| 2015—Drew Bauer-QB (∞HM)                  | 1986—Scott Claflin-DB (#HM)           |
| 2015—Mark Nahorniak-LB (∞HM)              | 1986—Wayde Preston-LB (#HM)           |
| 2014—Andrew Muer-OG (#*^∞1st/+Δ2nd/@3rd)  | 1986—Mark Turcott-DT (#HM)            |
| 2014—Logan Lauters-RB (∞2nd/#3rd/^ HM)    | 1983—Marty Fadness-LB (#HM)           |
| 2014—Gavin Grady-LB (∞1st/^ HM)           | 1982—Gary Birkholz-OG/OC (#1st/≠ 2nd) |
| 2014—Aaron Roth-WR (∞3rd)                 | 1981—Brad Havron-DE (≠2nd)            |
| 2014—Drew Bauer-QB (∞HM)                  | 1981—Boyd Hanson-RB (#HM)             |
| 2013—Colby Ring-LB (*1st/#2nd/+HM)        | 1980—Amory Bodin-RB (≠HM)             |
| 2013—Tom Olson-OT (@^1st)                 | 1980—Mike Thomas-OT (#3rd)            |
| 2013—Chris Vandervest-DE (^HM)            | 1979—Tom Lawrence-DB (#HM)            |
| 2013—Grant Schnobrich-C (^HM)             | 1978—Cal Barr-LB (#3rd Team)          |
| 2012—Garth Heikkinen-OG (#*+@^1st/Δ2nd)   | 1978—Amory Bodin-RB (#HM)             |
| 2012—Aaron Roth-RS/WR (Δ3rd)              | 1976—Ted McKnight-RB (#1st)           |
| 2012—Buma Foncham-NT (^HM)                | 1975—Terry Egerdahl-RB (#1st)         |
| 2012—Andrew Muer-OG (^HM)                 | 1974—Mark Johnson-DB (#1st)           |
| 2012—Chase Vogler-QB (^HM)                | 1961—Ron Kostiliz-OT (≠2nd)           |
| 2011—Garth Heikkinen-OG (*+@1st/#2nd/ΔHM) | 1961—John Nachtsheim-RB (≠2nd)        |
| 2011—David Nadeau-PK (+2nd)               | 1959—Dick Pesonen-RB (#HM)            |
| 2011—Cody Eich-DB (^HM)                   |                                       |
| 2011—Cory Flesch-OT (+HM)                 |                                       |
| 2011—Rob Huberty-LB (+HM)                 |                                       |
| 2011—Derrick Zappa-DB (^HM)               |                                       |
| 2010—Cody Eich-DB (^1st)                  |                                       |
| 2010—Kiel Fechtelkotter-LB (#+@1st)       |                                       |
| 2010—Jim Kunz-DT (^1st)                   |                                       |

Total: 74




ROBBIE AURICH



NATE BAIER



PETER BATEMAN




GARY BIRKHOLZ



MITCH CADY



TERRY EGERDAHL



CODY EICH



KIEL FECHTELKOTTER




GAVIN GRADY




JONATHAN HARDEN



GARTH HEIKKINEN




MARK JOHNSON



JIM KUNZ



TOBIAS LEMKE



TED MCKNIGHT



ANDREW MUER



ISAAC ODIM



TOM OLSON



RUSS RABE



COLBY RING

# Associated Press Little All-American  
+ d2football.com

\* American Football Coaches Association  
@ Daktronics

^Don Hansen Football Gazette

∞ USA College Football

ΔBeyond Sports Network

~ CollegeSports.com


≠NAIA



TED SCHLAFKE



CHRIS WESTBERG



TYLER YELK

## NSIC (1932-48; 1976-2003; 2008-)

2023—Sam Pitz, TE; Treyvon Cahalan, OL; Arik Johnson, OL; Andrew Klopp, LB; Drew Hennessey, DL; Ethan Beffert, D; Marcus Glodowski, DB; Curtis Cox, K; Logan Kobus, P. (Aiden Williams, OL, Kyle Walljasper, QB, Tim Pokornowski, DB).

2022—Treyvon Cahalan, OL; Arik Johnson, OL; Brent Laing, OL; Zach Ojile, TE; Wade Sullivan, RB; Landon Carter, DL; Brad Dati, LB; Dayvia Gbor, DB; Marcus Glodowski, DB; Drew Hennessey, LB.

2021—Brad Dati, LB; Austin Kurylo, DB; Dan Monson, DL; Cole Refsnider, LB; Nate Pearson, LB; Armani Carmickle, WR; Arik Johnson, OL; Brent Laing, OL; Cazz Martin, RB; Sam Pitz, TE; Jake Zeiler, OL.

2019—Bill Atkins, DB; Isaac Erdmann, LB; Tom Johnson, DL; Austin Kurylo, DB; Brent Laing, OL; John Larson, QB; Noah LeBlanc, OL; Dan Monson, DE; Nate Pearson, LB; Cole Refsnider, LB; Wade Sillivan.

2018—Tareq Abulebbeh, CB; Jason Anderson C; Dre Greer, DT; Alex Helmer LB; Matt Juneau O L ; John Larson, QB; Sam Lynch, SS; Nate Pearson, LB; Trapper Ward, OT

2017—Jason Anderson, C; Jason Balts, WR; Zach Bassuener, LB; Nolan Folkert, OT; Karl Finkel, DE; A.J. Naatz, LB; Keynon Phillips, TE; Nick Thorpe, DE.

2016—Zach Bassuener, LB; Peter Bateman, OT; Beau Bates\*, LB; Drew Bauer, QB; Beau Bofferding, RS; Nolan Folkert, OG; Dre Greer, DT; Nate Ricci, WR

2015—Peter Bateman, OT; Beau Bates,

### KEY (2nd Team)

#NSIC Most Valuable Offensive Player

\*NSIC Most Valuable Defensive Player

+NSIC/MIAC Player of the Year

~NSIC Newcomer of the Year

@NSIC Glen Galligan Award winner

LB; Beau Bofferding, WR; Andrew Brees, PK; Karl Finkel, DE; Darion Fletcher, CB; Jonathan Harden, DT

2014—Peter Bateman, OT; David Boegel, FS; Andrew Brees, PK; Gavin Grady, LB; Jonathan Harden, DT; Logan Lauters, RB; Andrew Muer, OG; Phillip Rutz, OL.

2013—Kenny Chowa, CB; Buma Foncham, DT; Andrew Muer, OL; Tom Olson, OT; Colby Ring, LB; Grant Schnobrich, C; Austin Sikorski, RB; Chris Vandervest, DL.

2012—Andrew Brees, PK; Jake Bscherer, OT; Kenny Chowa, DB; Buma Foncham, DL; Cameron Harper, DB; Garth Heikkinen, OG; Andrew Muer, OG; Colby Ring, LB; Aaron Roth, RS.

2011—Cody Eich, DB; Cory Flesch, OT; Garth Heikkinen, OG; Rob Huberty, LB; David Nadeau, PK; Chris Vandervest, DE; Derrick Zappa, LB.

2010—Robbie Aurich, LB; Cody Eich, DB; Kiel Fechtelkotter, LB\*; Cory Flesch, OT; Cameron Harper, DB; Garth Heikkinen, OG; Francis Herzog, OL; Rob Huberty, LB; Eli Kelley, C; Jim Kunz, DT; David Nadeau, PK; Isaac Odim, RB#; Chase Vogler, QB; D.J. Winfield, WR/KR/PR.

2009—Robbie Aurich, LB\*; Jake Coauette, TE; Kiel Fechtelkotter, LB; Korey Horn, LB; Tobias Lemke, C; David Nadeau, PK; Isaac Odim, RB#; Kevin Pexa, DE; Cole Strilzuk, DB; Sam Whitney, OT; D.J. Winfield, WR/RS; Brandon Wood, DB.

2008—Nate Baier, OG; Mitch Cady, OT; Jake Comnick, LB; Drew Fautsch, DE; Jim Johnson, DB; Tobias Lemke, OC; Ben Loth, LB; Isaac Odim, RB; Ted Schlafke, QB#; D.J. Winfield, WR~; Tyler Yelk, DB.

2003—Adam Fehhelm, C; Chris Gaines, CB; Dave Otto, LB; Russ Rabe, DE; Dan Soldner, OG.

2002—Tim Battaglia, WR@; Nate Davis, DE; Ricky Fritz, QB#; Chad Gerlach, PK; Cash Langeness, DB; Peter Lawton, OG; Nate Reimers, OT;

Ben Tahja, DT; Mike Walters, DT.

2001—Steve Battaglia, WR; Peter Lawton, OT; Patrick Paulsen, OT; Kevin Westbrook, DB\*.

2000—Steve Battaglia, WR; Peter Lawton, OT; Jimmy Malo, LB; Kevin Westbrook, DB.

1999—None

1998—Jeff Holubar, DE; Nate Miller, DT; Tim Rohweder, OG; Trevor Theelke, QB.

1997—Wes Bonine, SE; Brian DeDominces, DB; Sam Hardwig, HB; Nate Miller, DT; Tim Rohweder, OG.

1996—Sam Hardwig, HB; Mike Haedt, LB; Kurt King, OG; Brian Oman, OT; Shawn Racine, DB; Andy Wolf, DB.

1995—David Floysand, QB; Scott Graunke, DE \*; Kurt King, OG; Brian Oman, OT; Brian Potocnik, LB; Chad Stoskopf, DE.


1994—Marc Achterkirch, LB; Kurt King, OG; Tony Poncelet, TE; Noble Rainville, PK.

1993—Marc Achterkirch, LB; Dave Emerson, OG; Paul Lombard, OC; Greg Valaskey, QB.

1992—Mark Adler, DE; Ted Greely, OC; Bob Schwartz, OT; Jason Wolf, DB; Jeff Walker, TE.

1991—Sean Callahan, LB; Paul Paczynski, OT; Eric Rajala, HB; Bob Schwartz, OT.

1990—Korey Jazdzewski, DT; Paul



TOM STOLL

Paczynski, OT; Eric Rajala, HB; Dale Roehl, DB; Ron Viaene, DT; Chris Westberg, DB.

1989—Mark Callaway, DB; Scott Concannon, DE; Dale Gessell, QB; Brent Griffith, OT.

1988—Jeff Dunnell, C; Bill Mestelle, DB; Steve Siroin, DE; Chris Westberg, DB.

1987—Jeff Dunnell, C; Jim Malosky, Jr., QB; Bill Mestelle, DB; Greg Ogren, LB; Mike Petrich, DB; Ron Terres, DB; Dave Viaene, DT.

1986—Scott Claflin, DB; Jim Malosky, Jr., QB; Phil Peichel, LB; Wayde Preston, LB; Mark Turcott, DT; Corey Veech, HB.

1985—Leon Banks, C; Jon DeRungs, DE; Kevin Nevala, DB; Steve Peterson, DB+; Craig Potocnik, LB; Mark Turcott, DT; Corey Veech, HB.

1984—Paul Eid, C; Scott Marshall, FB; Steve McGuire, OT; Jeff Sajdak, DB.

1983—Bill Dunsmoor, OG; Marty Fadness, LB; Judd Frahm, DT; Steve Graham, TE; Bruce Grant, QB.

1982—Gary Birkholz, C; Boyd Hanson, HB; Brad Havron, DE; Steve Graham, TE; Craig Nasvik, DT.

1981—Gary Birkholz, C; Jim Crawford, DB; Boyd Hanson, HB; Tom Lawrence, DB; Tom Stoll, HB.

1980—Amory Bodin, RB+; Tom Lawrence, DB; Craig Nasvik, DT; Tom Stoll, HB;

Tom Swanson, C; Mike Thomas, OT.

1979—Dave Kent, OT; Tom Lawrence, DB; Brad Mundy, TE; Tom Stoll, HB; Mark Tuska, DE.

1978—Amory Bodin, HB; Cal Barr, LB; Vince Ekroot, DT.

1977—Dave Nelson, OG; Cal Barr, LB; Dan Hofman, DE.

1976—Dave Nelson, OG; Ted McKnight, HB; Pat Kubat, DT.

1948—John Kutschied, T; Fred Murphy, HB.

1947—Bob Galinski, HB; Wes Olson, T.

1946—Bob Galinski, HB; Gus Novotney, E; Wes Olson, T.

1942—None

1941—None

1940—Ozzie Simonich, T.

1939—Al Wendfelt, LT; Ozzie Simonich, T.

1938—Francis Gorham, LE; Al Wendfelt, RG.

1936—Louis Barle, T; Maurice Gorham, QB.

1935—Irving Apmann, G; Louis Barle, T.

1934—Jack O’Hehir, RT; Norm Johnson, LG.

1933—None

1932—Frank Visavotti, T.

### **NCC (2004-07)**

2007—Tyler Yelk, DB

2006—Greg Aker, WR; Mark Knudsen, OG

2005—None

2004—Geoff Fischer, DE; Russ Rabe, LB.

### **MIAC (1951-75)**

1975—Barry Becklin, LB; Terry Egerdahl, HB; Pat Kubat, DT; Dave Nelson, OG.

1974—Barry Becklin, LB; Terry Egerdahl, HB; Mark Johnson, DB; Pat Kubat, DT.

1973—John Casey, C; Terry Egerdahl, HB; Mark Johnson, DB; Eric Kaiser, FB; Mike Staum, DE.

1972—Scott Hanna, C; Steve Skildum, LB.

1971—Daryl Niemi, DT; Steve Skildum, LB.

1970—Tom Cady, C.

1969—Al Decker, G.

1968—Neil Ladsten, T; Dick Voltzke, FB.

1967—Vern Emerson, DT, OT; Eric Eversley, HB; Dave Halverson, G; Neil Ladsten, DE;

Bob Wilkowski, E.

1966—Vern Emerson, DT; Eric Eversley, HB; Don Larson, DE.

1965—Pat Delaney, LB; Gary Egerdahl, DB; Dean Hoglund, DE.

1964—Dick Fisher, LB; Dean Hoglund, DE; Dick LeBeau, HB.

1963—Dick Carlson T; Dick LeBeau, HB; Ken Schloer, LB.

1962—Ed Galarneault, T; Jack McDowell, G; John Nachtsheim, HB; Bob Naslund, QB;

Ken Schloer, FB; Jerry Wherley, C.

1961—Tom Adams, E; Pat Delaney, G; Bruce Johnson, HB; Ron Kosteliz, T; Ed Lundstrom, QB; John Nachtsheim, HB+; Jerry Wherley, C.

1960—Pat Delaney, G; Skip Fontaine, QB; Ron Kosteliz, T; Dave Lindstrom, E; John Nachtsheim, HB; Jerry Richardson, HB; Jerry Wherley, C.

1959—George Melin, T; Dick Pesonen, HB; Lino Rauzi, G.

1958—Dick Pesonen, HB.

1957—Dick Forbort, E; Marv Heikkinen, HB; Dennis Peterson, C.

1956—Darrel Warner, HB.



1955—None

1954—Dave Erholtz, E; Darrel Warner, HB.

1953—None

1952—Bobby Daniels, DB

1951—Ken Johnson, FB; Phil LeTourneau, C; Bob Murray, E.




## BULLDOGS

## SIGNED BY NATIONAL FOOTBALL TEAMS

TOM ADAMS  
 Minnesota (1962)  
 BRANDAN ANSON  
 Cincinnati Bengals (2008)  
 LOU BARLE  
 Detroit (1938)  
 Cleveland Rams (1939)  
 CAL BARR  
 Atlanta Falcons (1979)  
 JAKE BSCHERER  
 Minnesota Vikings (2013), Seattle Seahawks (2013)  
 TREYVON CAHALAN  
 New Orleans Saints (2024)  
 VERN EMERSON  
 St. Louis (1968)  
 BRENT GRIFFITH  
 Buffalo (1990)  
 GARTH HEIKKIENN  
 Minnesota Vikings (2013)  
 BRUCE JOHNSON  
 Minnesota Vikings (1963)  
 RON KOSTELIZ  
 Minnesota Vikings (1963)  
 TOM LAWRENCE  
 Minnesota Vikings (1982)  
 BRENT LAING  
 New York Jets (2023),  
 Los Angeles Chargers (2024)  
 JOHN NACHTSHEIM  
 Minnesota Vikings\* (1963)  
 DAVID NADEAU  
 Green Bay Packers (2012)  
 JIM MALOSKY  
 Dallas Cowboys (1988)  
 TED McKNIGHT  
 Oakland (1977)  
 ISAAC ODIM  
 San Diego Chargers (2011)  
 MARK OGREN  
 New York Jets (1984 and 1985)  
 ZACH OJILE  
 Minnesota Vikings (2023)  
 DICK PESONEN  
 Green Bay (1960), Minnesota (1961),  
 New York Giants (1962)  
 SAM PITZ  
 Baltimore Ravens (2025)  
 RUSS RABE  
 New Orleans Saints (2005),  
 San Francisco 49ers (2005-06)  
 JEREMY REIERSON  
 Minnesota Vikings (2014)  
 TIM SITARZ  
 Philadelphia Eagles (1991)  
 MARK TUSKA  
 Minnesota Vikings (1980-81), Baltimore Colts (1980),  
 Green Bay Packers (1980)  
 RON VIAENE  
 Houston Oilers (1991)  
 AIDEN WILLIAMS  
 Pittsburgh Steelers (2025)


*\*Signed but did not attend camp*




TOM ADAMS



BRANDAN ANSON




DAVE VIAENE




LOU BARLE




BRETT LAING



JAKE BSCHERER



VERN EMERSON



TED McKNIGHT



DICK VOLTZKE



ISAAC ODIM



TREYVON CALAHAN

## NATIONAL FOOTBALL LEAGUE DRAFT PICKS FROM UMD

| PLAYER         | POS | YEAR | ROUND (NO.) | TEAM      |
|----------------|-----|------|-------------|-----------|
| Brent Griffith | OT  | 1990 | 7th (166)   | Buffalo   |
| Dave Viaene    | DT  | 1988 | 8th (214)   | Houston   |
| Ted McKnight   | RB  | 1977 | 2nd (51)    | Oakland   |
| Terry Egerdahl | RB  | 1976 | 6th (180)   | Minnesota |
| Dick Voltzke   | FB  | 1969 | 14th (350)  | Green Bay |
| Vern Emerson   | OT  | 1968 | 12th (313)  | St. Louis |



## BULLDOGS IN THE NATIONAL FOOTBALL LEAGUE

| PLAYER       | POS | TEAM(S)                               | YEAR(S)       |
|--------------|-----|---------------------------------------|---------------|
| Dave Viaene  | OT  | New England, Green Bay                | 1989-90, 1992 |
| Ted McKnight | RB  | Kansas City, Buffalo                  | 1977-82       |
| Vern Emerson | OT  | St. Louis                             | 1968-71       |
| Tom Adams    | TE  | Minnesota                             | 1962          |
| Dick Pesonen | DB  | Green Bay, Minnesota, New York Giants | 1960-64       |
| Lou Barle    | FB  | Detroit, Cleveland Rams               | 1938-39       |



TERRY EGERDAHL

## BULLDOGS IN NFL EUROPE


| PLAYER    | POS | TEAM(S)            | YEAR(S) |
|-----------|-----|--------------------|---------|
| Russ Rabe | LB  | Hamburg Sea Devils | 2006    |

## BULLDOGS AT THE NFL COMBINE

| PLAYER      | POS | YEAR(S) |
|-------------|-----|---------|
| Brent Laing | OL  | 2023    |

## UMD POSTSEASON BOWL/ALL-STAR GAME PLAYERS

| PLAYER          | POS | BOWL/ALL-STAR GAME                  | YEAR |
|-----------------|-----|-------------------------------------|------|
| Brent Laing     | OL  | East-West Shrine Bowl               | 2023 |
| Alex Helmer     | LB  | FAF D2 Senior Bowl                  | 2018 |
| Gus Wedig       | LB  | FAF D2 Senior Bowl                  | 2018 |
| Garth Heikkinen | OG  | East-West Shrine Game               | 2012 |
| Ted Schlafke    | QB  | Cactus Bowl (NCAA II All-Star Game) | 2008 |
| Tyler Yelk      | DB  | Cactus Bowl (NCAA II All-Star Game) | 2008 |
| Greg Aker       | WR  | World Champ. of Amer. Football      | 2007 |
| Russ Rabe       | LB  | Hula Bowl                           | 2005 |
| Russ Rabe       | LB  | Cactus Bowl (NCAA II All-Star Game) | 2005 |
| Tim Rohweder    | OG  | Snow Bowl (NCAA II All-Star Game)   | 1999 |
| Dave Emerson    | OG  | Snow Bowl (NCAA II All-Star Game)   | 1994 |
| Dave Viaene     | OTL | East-West Shrine Game               | 1988 |
| Eric Eversley   | DB  | Upper Midwest College All-Star Game | 1968 |




RUSS RABE




GARTH HEIKKINEN

## JIM OVERLIE MOST VALUABLE PLAYER AWARD WINNER

|   |  |                                  |
|---|--|----------------------------------|
| 2018..... Nate Ricci (o)<br>..... Sam Lynch (d)                 | 2005..... Ted Schlafke (o),<br>..... Marcus Davis (d)      | 1986..... Corey Veech            |
| 2017..... Jason Balts (o)<br>..... Zach Bassuener (d)           | 2004..... Dave Ruffedt (o)<br>..... Russ Rabe (d)          | 1985..... Steve Peterson         |
| 2016..... Drew Bauer (o)<br>..... Beau Bates (d)                | 2003..... Cash Langeness (o)<br>..... Russ Rabe (d)        | 1984..... Scott Marshall         |
| 2015..... Peter Bateman (o)<br>..... Darion Fletcher (d)        | 2002..... Ricky Fritz (o)<br>..... Nate Davis (d)          | 1983..... Steve Graham           |
| 2014..... Aaron Roth (o)<br>..... Jonathan Harden (d)           | 2001..... Ricky Fritz (o),<br>..... Kevin Westbrook (d)    | 1982..... Boyd Hanson            |
| 2013..... Tom Olson (o),<br>..... Chris Vandervest (d)          | 2000..... Steve Battaglia (o)<br>..... Kevin Westbrook (d) | 1981..... Tom Stoll              |
| 2012..... Chase Vogler (o)<br>..... Colby Ring (d)              | 1999..... Ricky Fritz (o)<br>..... Justin Wood (d)         | 1980..... Amory Bodin            |
| 2011..... Chase Vogler (o)<br>..... Cameron Harper (d)          | 1998..... Trevor Theelke                                   | 1979..... Tom Stoll              |
| 2010..... Chase Vogler (o)<br>..... Kiel Fechtelkotter (d)      | 1997..... Brian DeDominces                                 | 1978..... Amory Bodin            |
| 2009..... Isaac Odim (o)<br>..... Robbie Aurich (d)             | 1996..... Trevor Theelke                                   | 1977..... Dave Nelson, Doug Lien |
| 2008..... Ted Schlafke (o)<br>..... Tyler Yelk (d)              | 1995..... Scott Graunke                                    | 1976..... Ted McKnight           |
| 2007..... Ted Schlafke (o)<br>..... Jim Johnson, Tyler Yelk (d) | 1994..... Marc Achterkirch                                 | 1975..... Terry Egerdahl         |
| 2006..... Ted Schlafke (o)<br>..... Tyler Yelk (d)              | 1993..... Greg Valaskey                                    | 1974..... Mark Johnson           |
|   | 1992..... Greg Valaskey                                    | 1973..... Terry Egerdahl         |
|   | 1991..... Eric Rajala                                      | 1972..... Steve Skildum          |
|   | 1990..... Eric Rajala                                      | 1971..... Tom Cady               |
|   | 1989..... Dale Gessell                                     | 1970..... Al Decker              |
|   | 1988..... Chris Westberg                                   | 1969..... Dick Voltzke           |
|   | 1987..... Mike Petrich                                     | 1968..... Gary Egerdahl          |
|   |  | 1967..... Gary Egerdahl          |
|   |  | 1966..... Eric Eversley          |
|   |  | 1963-65 ..... NA                 |
|   |  | 1962..... John Nachtsheim        |
|   |  | 1961..... John Nachtsheim        |
|   |  | 1960..... Skip Fontaine          |




RICKY FRITZ




TOM STOLL



TED SCHLAFKE




CHASE VOGLER




AMORY BODIN




TYLER YELK



KEVIN WESTBROCK



TREVOR THEELKE




GREG VALASKEY



JASON BALTS

## DALE RASMUSSEN OUTSTANDING LINEMAN AWARD

|                               |                                      |                           |
|-------------------------------|--------------------------------------|---------------------------|
| 2018..... Trapper Ward (o)    | 2004..... Adam Fehhelm (o)           | 1977..... Dave Nelson     |
| ..... Dre Greer (d)           | ..... Geoff Fischer (d)              | 1976..... Pat Kubat       |
| 2017..... Trapper Ward (o)    | 2003..... Dan Soldner                | 1975..... Pat Kubat       |
| ..... Nick Thorpe (d)         | 2002..... Peter Lawton               | 1974..... Pat Kubat       |
| 2016..... Peter Bateman (o)   | 2001..... Peter Lawton               | 1973..... John Casey      |
| ..... Regis Henke (d)         | 2000..... Peter Lawton               | 1972..... Scott Hanna     |
| 2015..... Peter Bateman (o)   | 1999..... Mike Tuisee                | 1971..... Daryl Niemi     |
| ..... Jonathan Harden (d)     | 1998..... Tim Rohweder               | 1970..... Tom Cady        |
| 2014..... Andrew Muer (o)     | 1997..... Tim Rohweder               | 1969..... Bruce Bloomgren |
| ..... Jonathan Harden (d)     | 1996..... Kurt King                  | 1968..... Glen Kelly      |
| 2013..... Tom Olson (o)       | 1995..... Kurt King                  | 1967..... Vern Emerson    |
| ..... Chris Vandervest (d)    | 1994..... Kurt King                  | 1966..... Jerry Broselle  |
| 2012..... Garth Heikkinen (o) | 1993..... Dave Emerson               | 1965..... Dean Hoglund    |
| ..... Chris Vandervest (d)    | 1992..... Bob Schwartz               | 1964..... Dean Hoglund    |
| 2011..... Garth Heikkinen (o) | 1991..... Paul Paczynski             | 1963..... Dick Carlson    |
| ..... Chris Vandervest (d)    | 1990..... Paul Paczynski             | 1962..... Jerry Wherley   |
| 2010..... Garth Heikkinen (o) | 1989..... Scott Concannon            | 1961..... Ron Kosteliz    |
| ..... Jim Kunz (d)            | 1988..... Jeff Dunnell               | 1960..... Pat Delaney     |
| 2009..... Tobias Lemke (o),   | 1987..... Jeff Dunnell               | 1959..... George Melin    |
| ..... Tyler Johnson (d)       | 1986..... Mark Turcott               | 1958..... Clyde Smith     |
| 2008..... Nate Baier (o)      | 1985..... Leon Banks                 | 1957..... Dick Forbort    |
| ..... Dustin Timmersman (d)   | 1984..... Steve McGuire              | 1956..... Dick Forbort    |
| 2007..... Russell Foster (o)  | 1983..... Bill Dunsmoor & Judd Frahm | 1955..... Ken Lundgren    |
| ..... Dustin Timmersman (d)   | 1982..... Brad Havron                | 1954..... John Bymark     |
| 2006..... Mark Knudsen (o)    | 1981..... Gary Birkholz              | 1953..... Earl DeRocher   |
| ..... Dustin Timmersman (d)   | 1980..... Mike Thomas                |                           |
| 2005..... Talo Tavale (o)     | 1979..... Vince Ekroot & Mark Tuska  |                           |
| ..... Matt Hofman (d)         | 1978..... Vince Ekroot               |                           |




PAUL PACZYNSKI




DICK FORBORT




DUSTIN TIMMERSMAN




PETER LAWTON




TIM ROHWEDER



DAVE NELSON



VINCE EKROOT



GARTH HEIKKINEN



PETER BATEMAN



TRAPPER WARD

## UMD TEAM RECORDS

### FIRST DOWNS

|        |                                     |
|--------|-------------------------------------|
| Game   | 37 vs. Concordia St. Paul (9/15/12) |
| Season | 335 (2008)                          |

### FIRST DOWNS RUSHING

|        |   |
|--------|---|
| Game   | 27 vs. Bemidji State (10/12/91)             |
|        | 27 vs. Southwest Minnesota State (10/16/76) |
| Season | 208 (2010)                                  |

### FIRST DOWNS PASSING

|        |                                   |
|--------|-----------------------------------|
| Game   | 18 vs. Augustana (S.D.) (10/6/07) |
|        | 18 vs. South Dakota (10/29/05)    |
|        | 18 vs. MSU-Moorhead (9/17/05)     |
| Season | 158 (2016)                        |

### FIRST DOWNS BY PENALTY

|        |                                  |
|--------|----------------------------------|
| Game   | 6 vs. Wisconsin-Stout (11/11/00) |
| Season | 29 (2002)                        |

### RUSHES

|        |  |
|--------|--|
| Game   | 82 vs. Southwest Minnesota State* (10/22/88) |
| Season | 722 (2010)                                   |

### RUSHING YARDAGE

|        |   |
|--------|---|
| Game   | 556* vs. Southwest Minnesota State (10/16/76) |
| Season | 4,137 (2010)                                  |

### RUSHING TOUCHDOWNS

|        |  |
|--------|--|
| Game   | 9 vs. Southwest Minnesota State (10/16/76) |
| Season | 50 (2009)                                  |

### PASS ATTEMPTS

|        |                                |
|--------|--------------------------------|
| Game   | 64 vs. North Dakota (11/12/05) |
| Season | 498 (2005)                     |

### PASS COMPLETIONS

|        |                                   |
|--------|-----------------------------------|
| Game   | 37 vs. St. Cloud State (11/10/07) |
| Season | 310 (2005)                        |

### PASS COMPLETION PERCENTAGE

|        |  |
|--------|--|
| Game   | 1.000/9-9 vs. Wisconsin-Superior-9/5/81) |
| Season | .636/222-346 (2008)                      |

### PASSING YARDAGE

|        |                                 |
|--------|---------------------------------|
| Game   | 458 vs. South Dakota (10/29/05) |
| Season | 3,369 (2005)                    |

### TOUCHDOWNS BY PASSING

|        |                               |
|--------|-------------------------------|
| Game   | 7 vs. South Dakota (10/29/05) |
| Season | 37 (2008 and 2002)            |

### PASSES INTERCEPTED

|        |   |
|--------|---|
| Game   | 8 vs. Southwest Minnesota State (11/7/87) |
| Season | 21 (2004)                                 |

### TOTAL PLAYS

|        |                               |
|--------|-------------------------------|
| Game   | 98 vs. Winona State (11/4/00) |
| Season | 1,014 (2008)                  |

### TOTAL OFFENSE

|        |                                      |
|--------|--------------------------------------|
| Game   | 675 vs. Concordia-St. Paul (9/15/12) |
| Season | 7,966 (2010)                         |

### YARDS PER PLAY

|        |  |
|--------|--|
| Game   | 10.2/59-601 vs. MSU-Moorhead (10/3/09) |
|        | Waldorf College (10/4/03)              |
| Season | 6.62/973-6,449 (2010)                  |

### TOUCHDOWNS

|        |                                      |
|--------|--------------------------------------|
| Game   | 11 vs. U-Mary (11/5/16)              |
|        | 11 vs. Minnesota-Crookston (11/1/14) |
|        | 11 vs. Minnesota-Crookston (9/28/02) |
| Season | 86 (2008)                            |

### POINTS

|         |   |
|---------|---|
| Quarter | 41 (1st) vs. MSU-Moorhead (10/3/09)         |
| Half    | 56 (1st) vs. Minnesota Crookston (10/27/18) |
| Game    | 77 vs. Minnesota-Crookston (11/1/14)        |
| Season  | 595 (2010)                                  |

### POINTS ALLOWED

|        |                                |
|--------|--------------------------------|
| Game   | 63 vs. Winona State (10/18/97) |
| Season | 397 (2016)                     |

### INTERCEPTIONS

|        |                                     |
|--------|-------------------------------------|
| Game:  | 7 vs. Winona State (10/14/88)       |
|        | Southwest Minnesota State (10/3/81) |
| Season | 35 (1981)                           |

### PASS BREAKUPS

|        |                                   |
|--------|-----------------------------------|
| Game:  | 11 vs. St. Cloud State (10/10/15) |
| Season | 66 (2015)                         |

### QUARTERBACK SACKS

|        |                               |
|--------|-------------------------------|
| Game   | 10 vs. Bemidji State (9/1/07) |
| Season | 52 (2016)                     |

### WINNING STREAKS

|            |                              |
|------------|------------------------------|
| Overall    | 20 (11/3/79 to 10/24/81)     |
| Home       | 22 (10/5/13 to 11/5/16)      |
| Away       | 24 (11/10/07 to 9/15/12)     |
| Conference | 34 (9/30/08 to 9/22/12-NSIC) |

### LOSING STREAKS

|            |                          |
|------------|--------------------------|
| Overall    | 10 (9/27/52 to 10/3/53)  |
| Home       | 7 (10/30/54 to 10/6/56)  |
| Away       | 7 (11/3/51 to 10/3/53)   |
| Conference | 9 (11/3/51-10/3/53-MIAC) |

### VICTORIES IN ONE SEASON

|            |                         |
|------------|-------------------------|
| Overall    | 15 (2010 & 2008)        |
| Home       | 8 (2010)                |
| Away       | 9 (2008)                |
| Conference | 11 (2014 and 2018-NSIC) |

### MARGINS OF VICTORY

|  |           |
|--|-----------|
| UMD  | 71 points |
| UMD 71, Minnesota-Morris 0 (9/17/01 in Duluth) |           |
| Opponent                                       | 54 points |
| St. John's 60, UMD 6 (9/28/63 in Duluth)       |           |

\*NSIC record

## LONGEST PLAYS BY A BULLDOG

|                      |   |
|----------------------|---|
| Rush:                | 98 yards by Dick LeBeau vs. Hamline (10/27/62)                            |
| Pass:                | 94 yards from Joe Beaupre to Mike Petrich vs. Wisconsin-Superior (9/3/88) |
| Punt:                | 81 yards by Greg Valaskey vs. Northern Arizona (11/14/92)                 |
| Field Goal:          | 57 yards by Andrew Brees vs. Mary (10/17/15)                              |
| Punt Return:         | 100 yards by Bob Naslund vs. St. Thomas (10/29/60)                        |
| Kickoff Return:      | 96 yards by Beau Bofferding vs. Ouachita Baptist (11/29/14)               |
| Interception Return: | 99 yards by Chris Westberg vs. Minnesota-Morris (10/1/88)                 |
|                      | 99 yards by Gene Giles vs. Wisconsin-Superior (9/5/81)                    |
| Fumble Return:       | 99 yards by Jim Johnson vs. St. Cloud State (10/18/08)                    |



ANDREW BREES

## RUSHES

|        |   |
|--------|---|
| Game   | 41 by Sam Hardwig vs. Minnesota-Morris (10/23/95) |
| Season | 269 by Corey Veech (1986)                         |
| Career | 606 by Corey Veech (1983-86)                      |

## RUSHING YARDAGE

|        |   |
|--------|---|
| Game   | 236 by Erik Conner vs. Bemidji State (10/21/00) |
| Season | 1,808 by Isaac Odim (2009)                      |
| Career | 4,242, Isaac Odim (2008-10)                     |

## RUSHING YARD AVERAGE

|        |  |
|--------|--|
| Game   | 15.4 (11/169) by Isaac Odim vs. MSU-Moorhead (10/2/10) |
| Season | 7.3 (224/1,638) by Isaac Odim (2008)                   |
| Career | 7.2 (589/4,242) by Isaac Odim (2008-10)                |

## TOUCHDOWNS BY RUSHING

|        |   |
|--------|---|
| Game   | 6 by Ted McKnight vs. Southwest Minnesota (10/16/76)* |
| Season | 29 by Isaac Odim (2009)                               |
| Career | 72 by Isaac Odim (2008-10)                            |

## 100+ YARDS RUSHING GAMES

|             |                            |
|-------------|----------------------------|
| Season      | 12 by Isaac Odim (2008)    |
| Career      | 25 by Isaac Odim (2008-10) |
| Consecutive | 12 by Isaac Odim (2009)    |

## PASS ATTEMPTS

|                         |  |
|-------------------------|--|
| Game                    | 64 by Ted Schlafke vs. North Dakota-11/12/05 |
| Without an Interception | 133 by Trevor Theelke (1996)                 |
| Season                  | 490 by Ted Schlafke (2005)                   |
| Career                  | 1,692 by Ted Schlafke (2005-08)              |

## PASS COMPLETIONS

|             |   |
|-------------|---|
| Consecutive | 15 by Ricky Fritz vs. Winona State (11/6/99)      |
| Game        | 37 by Ted Schlafke vs. St. Cloud State (11/10/07) |
| Season      | 305 by Ted Schlafke (2005)                        |
| Career      | 1,055, by Ted Schlafke (2005-08)                  |

## PASS COMPLETION PERCENTAGE

|        |   |
|--------|---|
| Game   | 1.000 (8/8) by Erik Anderson vs. Minnesota-Morris (9/17/01) |
| Season | .657 (46/70) by Cash Langeness (2003)                       |
| Career | .624 (1,055/1,692) by Ted Schlafke (2005-08)                |

## PASSING YARDAGE

|        |   |
|--------|---|
| Game   | 457 by Ted Schlafke vs. South Dakota (10/29/05) |
| Season | 3,421 by Drew Bauer (2016)                      |
| Career | 11,587 by Ted Schlafke (2005-08)                |

## TOUCHDOWN PASSES

|                                    |   |
|------------------------------------|---|
| Game                               | 6 by Ted Schlafke vs. South Dakota (10/29/05) |
|                                    | 6 by Ricky Fritz vs. MSU-Moorhead (10/12/02)  |
|                                    | 6 by Ricky Fritz vs. Bemidji State (10/27/00) |
|                                    | 6 by Kyle Walljasper vs. UMary (10/25/25)     |
| Season                             | 35 by Ted Schlafke (2008)                     |
| Career                             | 106 by Ted Schlafke (2005-08)                 |
| Consecutive Games w/touchdown pass | 18 by Ted Schlafke (9/27/05-10/7/06)          |

## PASS RECEPTIONS

|  |  |
|--|--|
| Game                                     | 12 by Tim Battaglia vs. Bemidji State-10/27/01 |
| Season                                   | 77 by Vinny Flury (2005)                       |
| Career                                   | 189 by Tim Battaglia (2000-2003)               |
| Consecutive Games With a Pass Reception: | 40 by D.J. Winfield (9/28/08-11/27/10)         |

## PASS RECEPTION YARDAGE

|        |  |
|--------|--|
| Game:  | 249 by Tim Battaglia vs. Concordia-St. Paul (10/25/03) |
| Season | 1,201 by D.J. Winfield (2008)                          |
| Career | 3,585 by Tim Battaglia (2000-2003)                     |

## PASS RECEPTION YARD AVERAGE

|        |   |
|--------|---|
| Game   | 35.1 (7/246) by Steve Battaglia vs. Concordia-St.Paul (10/7/00) |
| Season | 27.7(14/388) by Gene Giles (1982)                               |
| Career | 22.9 (42/916) by Mike Petrich (1985-87, 89)                     |

## PASS RECEPTION TOUCHDOWNS

|  |   |
|--|---|
| Game   | 5 by Tim Battaglia vs. MSU-Moorhead (10/12/02)* |
| Season                                       | 19 by Tim Battaglia (2002)                      |
| Career                                       | 38 by Tim Battaglia (2000-2003)                 |
| Consecutive Games With a Touchdown Reception | 8 by Greg Aker (9/17/05-11/5/05)                |

## ALL-PURPOSE YARDS

|        |  |
|--------|--|
| Game   | 354 by Isaac Odim vs. Concordia-St. Paul (8/29/09) |
| Season | 2,496 by Isaac Odim (2009)                         |
| Career | 5,593 by Isaac Odim (2008-10)                      |

## INTERCEPTIONS THROWN

Game 7 by Jim Malosky, Jr. vs. Southwest Minnesota State (11/7/87)  
 Season 17 by Ted Schlafke (2005)  
 Career 53 by Ted Schlafke (2005-08)  
 53 by Ricky Fritz (1998-2002)

## TOTAL PLAYS

Game 84 by Ted Schlafke vs. St. Cloud State (11/10/07)  
 Season 631 by Ted Schlafke (2007)  
 Career 2,237 by Ted Schlafke (2005-08)

## TOTAL YARDAGE

Game 508 by Ted Schlafke vs. St. Cloud State (11/5/05)  
 Season 4,174 by Drew Bauer (2016)  
 Career 13,021 by Ted Schlafke (2008)

## INTERCEPTIONS

Game 3 by 8 Bulldogs (including Mike Petrich three times)  
 Season 9 by Chris Westberg (1988)  
 9 by Mike Petrich (1987)  
 Career 19 by Mike Petrich (1985-87, 89)  
 19 by Scott Claflin (1983-86)

## INTERCEPTION RETURN YARDAGE

Game 144 by Chris Westberg vs. Minnesota-Morris (10/1/88)  
 Season 278 by Chris Westberg (1988)  
 Career 363 by Mike Petrich (1985-87, 89)

## PASS BREAKUPS

Game 4 by Brandon Wood vs. Northern State (10/10/09)  
 Season 17 by Darion Fletcher (2015)  
 Career 31 by Darion Fletcher (2012-15)

## PUNTS

Game 12 by Steve Kragseth vs. Northern Michigan (9/10/83)  
 Season 69 by John Olson (1970)  
 Career 215 by Luke Radke (2004-07)

## PUNTING YARDAGE

Game 481 by Steve Kragseth vs. Northern Michigan (9/10/83)  
 Season 2,809 by John Olson (1970)  
 Career 7,907 by Luke Radke (2004-07)

## PUNTING AVERAGE

Game 51.0 (4/204) by Luke Radke vs. South Dakota (9/15/07)  
 51.0 (4/204) by Cameron Hausman vs. Bemidji State (10/22/16)  
 Season 43.0 (35/1,505) by Amory Bodin (1977)  
 Career 39.6 by Amory Bodin (1976-78, 1980)

## PUNT RETURNS

Game 8 by Corey Veech vs. Bemidji State (11/2/85)  
 Season 39 by Cash Langeness (2002)  
 Career 91 by Cash Langeness (2000-03)

## PUNT RETURN YARDAGE

Game 106 by Cash Langeness vs. Southwest Minnesota State (9/20/03)  
 Season 360 by Terry Egerdahl (1975)  
 Career 843 by Cash Langeness (2000-03)

## PUNT RETURN AVERAGE

Game 52.0 by Ted McKnight vs. MSU-Moorhead(11/6/76)  
 Season 27.7 (13/360) by Terry Egerdahl (1975)  
 Career 11.3 by Terry Egerdahl (1972-75)

## KICKOFF RETURNS

Game 8 by Erik Hanson vs. St. Cloud State (9/11/99)  
 Season 29 by Erik Hanson (1999)  
 Career 77 by Cash Langeness (2000-03)

## KICKOFF RETURN YARDAGE

Game 182 by Beau Bofferding vs. Concordia-St. Paul (9/17/16)  
 Season 890 by Beau Bofferding (2016)  
 Career 2,123 by Cash Langeness (2000-03)

## KICKOFF RETURN AVERAGE

Game: 44.8 (4/179) by Erik Hanson vs. MSU-Mankato (9/4/99)  
 Season 35.9 (13/467) by Isaac Odum (2009)  
 Career 27.6 (23/724) by Isaac Odum (2008-10)

## TOTAL TOUCHDOWNS

Game 6\* by Ted McKnight vs. Southwest Minnesota State (10/16/76)  
 Season 33 by Isaac Odum (2009)  
 Career 82 by Isaac Odum (2008-10)

## POINTS

Game 36\* by Ted McKnight vs. Southwest Minn. State (10/16/76)  
 Season 198 by Isaac Odum (2009)  
 Career 492 by Isaac Odum (2008-10)

## EXTRA POINTS (1) MADE

Game 11 by Andrew Brees vs. Minn. Crookston (11/1/14)  
 Season 74 by David Nadeau (2010)  
 Career 258 by David Nadeau (2008-11)  
 Consecutive 75 by David Nadeau (10/30/10-12/3/11)

## EXTRA POINTS (1) ATTEMPTED

Game 11 by Andrew Brees vs. Minn. Crookston (11/1/14)  
 11 by Chad Gerlach vs. Minn. Crookston (9/28/02)  
 Season 78 by David Nadeau (2010)  
 Career 271 by David Nadeau (2008-11)

## FIELD GOALS MADE

Game 4 by Curtis Cox at Southwest Minnesota State (9/23/23)  
 4 by David Nadeau vs. Bemidji State (9/24/11)  
 4 by Mark Holsten vs. Southwest Minnesota State (9/29/84)  
 Season 15 by David Nadeau (2010)  
 Career 44 by David Nadeau (2008-11)  
 Consecutive 12 by David Nadeau (10/30/10-12/18/10)

## FIELD GOALS ATTEMPTED

|        |   |
|--------|---|
| Game   | 5 by Britt Bauman vs. Upper Iowa (10/25/04) |
| Season | 18 by David Nadeau (2010)                   |
| Career | 60 by David Nadeau (2008-11)                |

## POINTS BY A PLACEKICKER

|        |   |
|--------|---|
| Game   | 14 by David Nadeau vs. Mary (9/27/08)<br>14 by Chad Gerlach vs. Bemidji State (11/2/02) |
| Season | 119 by David Nadeau (2010)  |
| Career | 390 by David Nadeau (2008-11)   |

## TOTAL TACKLES

|        |   |
|--------|---|
| Game   | 18 by Brian Potocnik vs. Northern State (9/26/92) |
| Season | 108 by Marc Achterkirch (1994)                    |
| Career | 323 by Tyler Yelk (2005-08)                       |

## QUARTERBACK SACKS

|        |   |
|--------|---|
| Game   | 4.5 by Sean Callahan vs. Southwest Minn. State (10/27/90) |
| Season | 15.0 by Russ Rabe (2003)                                  |
| Career | 29 by Russ Rabe (2001-04)                                 |

## TACKLES FOR LOSS

|        |   |
|--------|---|
| Game   | 5.0 by Sean Callahan vs. Southwest Minn. State (10/27/90) |
| Season | 19.5 by Russ Rabe (2003)                                  |
| Career | 45.5 by Russ Rabe (2001-04)                               |

## GAMES PLAYED

|             |  |
|-------------|--|
| Season      | 15 by Many (2010 and 2008)                               |
| Career      | 57 by Cody Eich (2008-11)<br>57 by Rob Huberty (2008-11) |
| Consecutive | 57 by Cody Eich & Rob Huberty (2008-11)                  |

## GAMES STARTED

|             |  |
|-------------|--|
| Season      | 15 by Many (2010 and 2008)                                   |
| Career      | 54 by Tom Olson (2010-13)<br>54 by Garth Heikkinen (2009-12) |
| Consecutive | 54 by Tom Olson (2010-13)<br>54 by Garth Heikkinen (2009-12) |

#NCAA II freshman record \*NSIC record

## NCAA II STATISTICAL CHAMPIONS

| INDIVIDUAL     | CATEGORY                      | YEAR          | AVG./TOTAL |
|----------------|-------------------------------|---------------|------------|
| Mike Petrich   | Interceptions                 | 1987          | 0.82 ipg   |
| Amory Bodin    | Scoring                       | 1980          | 11.6 ppg   |
| Ted McKnight   | Rushing Yardage               | 1976          | 148.2 ypg  |
| Terry Egerdahl | Punt Return Yardage           | 1975          | 27.7 ypr   |
| SEASON         | CATEGORY                      | AVG./TOTAL    |            |
| 2022           | Time of Possession            | 35:00         |            |
| 2019           | Total Defense                 | 250.3 ypg     |            |
| 2018           | Total Defense                 | 205.7 ypg     |            |
| 2018           | Rushing Defense               | 59.2 ypg      |            |
| 2018           | Third Down Conversion Defense | 0.225         |            |
| 2016           | Time of Possession            | 36:14         |            |
| 2016           | Fumbles Recovered             | 17            |            |
| 2012           | Third Down Percentage         | 54.84 percent |            |
| 2010           | Scoring Defense               | 12.7 ppg      |            |
| 2005           | Kickoff Return Yardage        | 26.8 ypr      |            |
| 1980           | Scoring Offense               | 35.4 ppg      |            |
| 1980           | Scoring Defense               | 7.6 ppg       |            |
| 1980           | Rushing Offense               | 307.3 ypg     |            |
| 1977           | Scoring Defense               | 7.8 ppg       |            |
| 1974           | Scoring Defense               | 5.6 ppg       |            |



AMORY BODIN

## NCAA II SINGLE GAME RECORDS

| FIELD GOALS BLOCKED | OPPONENT     | NO. |
|---------------------|--------------|-----|
| Nov. 4, 2000        | Winona State | 4   |

## BULLDOG BESTS (Game) # NCAA Freshman Record

### RUSHING YARDS

|  |    |     |   |
|--|----|-----|---|
| 1. Erik Conner vs. Bemidji State (10/21/00)          | 23 | 236 | 2 |
| 1. Kyle Walljasper vs. Winona State (11/02/24)       | 26 | 236 | 5 |
| 2. Ted McKnight vs. Southwest Minn. (10/16/76)       | 17 | 235 | 6 |
| 3. Ted McKnight vs. Wisconsin-Superior (9/11/76)     | 16 | 232 | 4 |
| 4. Ted McKnight vs. Bemidji State (10/23/76)         | 17 | 229 | 4 |
| 5. Isaac Odim vs. Northern State (10/10/09)          | 28 | 228 | 3 |
| 6. Chase Vogler vs. Northern State (11/10/12)        | 22 | 224 | 5 |
| 7. Dave Ruffedt vs. Concordia-St. Paul (10/25/03)    | 24 | 219 | 5 |
| 8. Eric Rajala vs. MSU-Moorhead (11/3/90)            | 24 | 216 | 1 |
| 9. Erik Conner vs. Minnesota-Morris (10/25/97)       | 23 | 213 | 3 |
| 10. Austin Sikorski vs. MSU-Moorhead (10/12/13)      | 21 | 212 | 3 |
| 11. Ted McKnight vs. Michigan Tech (11/6/76)         | 30 | 210 | 3 |
| 12. Joe Russell vs. MSU-Moorhead (9/18/04)           | 31 | 210 | 2 |
| 13. Sam Hardwig vs. Minnesota-Morris (10/28/95)      | 41 | 208 | 3 |
| 14. Jack Martinsen vs. MSU-Mankato (10/26/77)        | 36 | 207 | 3 |
| 15. Tom Murray vs. Michigan Tech (9/18/87)           | 29 | 203 | 1 |
| 16. Bill Shaughnessy vs. Minnesota-Morris (10/17/98) | 20 | 202 | 2 |
| 17. Logan Lauters vs. Northern State (10/18/14)      | 15 | 200 | 1 |

### PASSING YARDS

|   | ATT | COMP | INT | YDS | TD |
|---|-----|------|-----|-----|----|
| 1. Ted Schlafke vs. South Dakota (10/29/05)     | 46  | 31   | 1   | 457 | 6  |
| 2. John Larson vs Upper Iowa (10/2/21)          | 33  | 22   | 0   | 447 | 6  |
| 2. Ted Schlafke vs. St. Cloud State (11/5/05)   | 52  | 34   | 4   | 430 | 5  |
| 3. Ben Everhart vs. Wayne State (9/23/17)       | 44  | 27   | 2   | 422 | 1  |
| 4. Ricky Fritz vs. Concordia-St. Paul (10/7/00) | 49  | 24   | 3   | 413 | 3  |
| 5. Drew Bauer vs. St. Cloud State (11/12/16)    | 40  | 27   | 1   | 388 | 3  |
| 6. Ricky Fritz vs. MSU-Moorhead (10/12/02)      | 27  | 19   | 1   | 379 | 6  |
| 7. John Larson vs. Central Missouri (12/12/02)  | 47  | 23   | 1   | 371 | 3  |
| 8. Ted Schlafke vs. St. Cloud State (11/10/07)  | 57  | 37   | 1   | 350 | 0  |
| 9. Ted Schlafke vs. MSU-Moorhead (9/17/05)      | 34  | 28   | 1   | 347 | 4  |
| 10. Ted Schlafke vs. MSU-Mankato (10/13/07)     | 57  | 32   | 2   | 340 | 1  |

### TOTAL OFFENSE

|   | TP | YDS | TD |
|---|----|-----|----|
| 1. Ted Schlafke vs. St. Cloud State (11/5/05)   | 73 | 508 | 5  |
| 2. Ted Schlafke vs. South Dakota (10/29/05)     | 58 | 504 | 6  |
| 3. Ted Schlafke vs. St. Cloud State (11/10/07)  | 84 | 495 | 1  |
| 4. Drew Bauer vs. St. Cloud State (11/12/16)    | 60 | 488 | 5  |
| 5. Drew Bauer vs. Augustana (9/24/16)           | 55 | 470 | 2  |
| 6. Ben Everhart vs. Wayne State (9/23/17)       | 57 | 428 | 2  |
| 7. John Larson vs. Central Missouri (12/2/17)   | 66 | 421 | 3  |
| 8. Ricky Fritz vs. Concordia-St. Paul (10/7/00) | 54 | 410 | 3  |
| 9. Drew Bauer vs. St. Cloud State (10/11/14)    | 44 | 408 | 3  |
| 10. Kyle Walljasper vs. Sioux Falls (9/16/23)   |    | 406 | 4  |

### PASS RECEPTIONS

|  | NO | YDS | TD |
|--|----|-----|----|
| 1. Tim Battaglia vs. Bemidji State (10/27/01)      | 12 | 194 | 4  |
| 1. Greg Aker vs. South Dakota (9/16/06)            | 12 | 105 | 1  |
| 1. Brandan Anson vs. Western Washington (9/29/07)  | 12 | 101 | 2  |
| 1. Brad Foss vs. St. Cloud State (11/10/07)        | 12 | 99  | 0  |
| 5. Brandan Anson vs. MSU-Mankato (10/13/07)        | 11 | 113 | 0  |
| 5. Jeff Wenngatz vs. MSU-Moorhead (11/14/98)       | 11 | 109 | 0  |
| 5. Brandan Anson vs. Nebraska-Omaha (10/20/07)     | 11 | 80  | 0  |
| 8. Tim Battaglia vs. Concordia-St. Paul (10/25/03) | 10 | 249 | 2  |
| 8. Tim Battaglia vs. MSU-Moorhead (10/12/02)       | 10 | 228 | 5  |
| 8. Greg Aker vs. South Dakota (10/29/05)           | 10 | 185 | 4  |
| 8. Greg Aker vs. Nebraska-Omaha (10/8/05)          | 10 | 173 | 3  |
| 8. D.J. Winfield vs. Mary (9/25/08)                | 10 | 172 | 1  |
| 8. Nate Ricci vs. St. Cloud State (11/12/16)       | 10 | 159 | 1  |
| 8. Aaron Roth vs. Ouachita Baptist (11/29/14)      | 10 | 145 | 1  |
| 8. Tim Battaglia vs. South Dakota (9/13/03)        | 10 | 145 | 0  |
| 8. Beau Bofferding vs. Augustana (9/13/14)         | 10 | 105 | 1  |

## DEFENSIVE LEADERS (Season)

### TOTAL TACKLES

|                                  | UT | AT | TT  |
|----------------------------------|----|----|-----|
| 1. Marc Achterkirch (LB; 1994)   | 55 | 53 | 108 |
| 2. Kevin Westbrook (DB; 2000)    | 64 | 43 | 107 |
| 3. Kiel Fechtelkotter (LB; 2010) | 43 | 62 | 105 |
| 4. Craig Potocnik (LB; 1984)     | 39 | 64 | 103 |
| 5. Colby Ring (LB; 2011)         | 51 | 50 | 101 |
| 5. Robbie Aurich (LB; 2008)      | 57 | 44 | 101 |
| 7. Brian DeDominces (DB; 1997)   | 63 | 37 | 100 |
| 8. Cody Eich (DB; 2011)          | 47 | 46 | 93  |
| 8. Robbie Aurich (LB; 2009)      | 53 | 40 | 93  |
| 8. Brian Potocnik (LB; 1992)     | 40 | 53 | 93  |

### SACKS

|                              | NO.  |
|------------------------------|------|
| 1. Russ Rabe (DE; 2003)      | 15.0 |
| 2. Beau Bates (LB; 2016)     | 13.0 |
| 3. Steve Ahlers (DE; 1984)   | 12.0 |
| 4. Zach Bassuener (LB; 2016) | 11.5 |
| 5. Geoff Fischer (DE; 2004)  | 10.5 |
| 6. Alex Helmer (LB; 2018)    | 10.0 |
| 7. Nate Davis (DE; 2002)     | 9.5  |
| 8. Nate Pearson (LB; 2021)   | 9.0  |
| 8. Nate Pearson (LB, 2019)   | 9.0  |
| 8. Nate Miller (DT; 1997)    | 9.0  |
| 8. Sean Callahan (LB; 1991)  | 9.0  |

### INTERCEPTIONS

|                           | NO. | YDS | TD |
|---------------------------|-----|-----|----|
| 1. Chris Westberg (1988)  | 9   | 278 | 2  |
| 1. Mike Petrich (1987)    | 9   | 151 | 1  |
| 3. Scott Claflin (1986)   | 8   | 74  | 0  |
| 3. Kelly Fleissner (1977) | 8   | 71  | 0  |
| 5. Tim Garceau (2004)     | 7   | 98  | 0  |
| 5. Jim Crawford (1981)    | 7   | 64  | 0  |
| 5. Dayvia Gbor (2022)     | 7   | 6   | 0  |
| 7. Cole Strilizuk (2008)  | 6   | 241 | 1  |
| 7. Cash Langeness (2001)  | 6   | 66  | 1  |
| 7. Jason Wolf (1990)      | 6   | 53  | 0  |
| 7. Dale Roehl (1990)      | 6   | 37  | 0  |
| 7. Scott Claflin (1985)   | 6   | 30  | 0  |

Note: Tackle statistics are not available before 1981; interceptions before 1976.



ERIK CONNER

## BULLDOG BESTS (CAREER)

### RUSHING YARDS

|                                | ATT. | YDS   | LOSS | NET   | AVG | TD |
|--------------------------------|------|-------|------|-------|-----|----|
| 1. Isaac Odim (2008-10)        | 589  | 4,313 | 71   | 4,242 | 7.2 | 72 |
| 2. Logan Lauters (2012-15)     | 455  | 3,442 | 91   | 3,351 | 6.3 | 35 |
| 3. Dave Ruffedt (2001-04)      | 648  | 3,479 | 151  | 3,228 | 5.1 | 47 |
| 4. Austin Sikorski (2011-2014) | 554  | 3,347 | 131  | 3,216 | 5.8 | 43 |
| 5. Drew Bauer (2013-16)        | 673  | 3,778 | 579  | 3,199 | 4.8 | 37 |
| 6. Brad Foss (2007-10)         | 531  | 3,101 | 100  | 3,001 | 5.6 | 30 |
| 7. Ted McKnight (1973-76)      | 502  | 3,067 | 110  | 2,957 | 5.9 | 47 |
| 8. Chase Vogler (2009-12)      | 525  | 3,405 | 502  | 2,903 | 5.5 | 39 |
| 9. Kyle Walljasper (2022-25)   | 567  | 3,051 | ---  | ----- | 5.4 | 45 |
| 10. Corey Veech (1982-86)      | 606  | 2,904 | 136  | 2,768 | 4.6 | 30 |

### PASSING YARDS

|                              | ATT   | COMP  | PCT  | INT | YDS    | TD  |
|------------------------------|-------|-------|------|-----|--------|-----|
| 1. Ted Schlafke (2005-08)    | 1,692 | 1,055 | .624 | 53  | 11,591 | 106 |
| 2. Drew Bauer (2013-16)      | 1,162 | 688   | .592 | 29  | 9,061  | 89  |
| 3. Ricky Fritz (1998-2002)   | 1,090 | 547   | .502 | 53  | 8,711  | 90  |
| 4. Chase Vogler (2009-12)    | 938   | 593   | .632 | 26  | 7,583  | 59  |
| 5. Kyle Walljasper (2022-25) | 671   | 439   | .65  | 16  | 6,042  | 73  |
| 6. John Larson (2017-2021)   | 647   | 363   | .56  | 17  | 5,308  | 71  |
| 7. Trevor Theelke (1995-98)  | 563   | 284   | .504 | 16  | 4,175  | 32  |
| 8. Bruce Grant (1980-83)     | 482   | 254   | .527 | 23  | 3,690  | 36  |
| 9. Jim Malosky (1984-87)     | 455   | 212   | .465 | 34  | 2,866  | 41  |
| 10. Ray Norsted (1962-65)    | 447   | 179   | .400 | 28  | 2,321  | 23  |

### TOTAL OFFENSE

|                              | TP    | RUSH  | PASS   | YDS    | TD  |
|------------------------------|-------|-------|--------|--------|-----|
| 1. Ted Schlafke (2005-08)    | 2,237 | 1,434 | 11,587 | 13,021 | 118 |
| 2. Drew Bauer (2013-16)      | 1,835 | 3,199 | 9,061  | 12,260 | 126 |
| 3. Chase Vogler (2009-12)    | 1,463 | 2,903 | 7,583  | 10,486 | 98  |
| 4. Ricky Fritz (1998-2002)   | 1,464 | 1,215 | 8,711  | 9,926  | 104 |
| 5. Kyle Walljasper (2022-24) | 536   | 3,051 | 6,042  | 9,127  | 119 |
| 6. John Larson (2017-21)     |       | 1188  | 5308   | 6,496  | 56  |
| 7. Trevor Theelke (1995-98)  | 843   | 1,021 | 4,175  | 5,196  | 53  |
| 8. Isaac Odim (2008- 10)     | 589   | 4,242 | 0      | 4,242  | 72  |
| 9. Bruce Grant (1980-83)     | 628   | 199   | 3,690  | 3,887  | 43  |
| 10. Jim Malosky (1984-87)    | 781   | 824   | 2,866  | 3,690  | 58  |

### PASS RECEPTIONS

|                                 | NO. | YARDS | AVG. | TD |
|---------------------------------|-----|-------|------|----|
| 1. Tim Battaglia (2000-03)      | 189 | 3,685 | 19.5 | 38 |
| 2. Steve Battaglia (1999-2002)  | 182 | 3,037 | 16.7 | 33 |
| 3. Zach Zweifel (2011- 2014)    | 174 | 2,308 | 13.3 | 17 |
| 4. Greg Aker (2003-06)          | 178 | 2,211 | 12.4 | 25 |
| 5. D.J. Winfield (2007-10)      | 170 | 2,896 | 17.0 | 27 |
| 6. Armani Carmickle (2019-2022) | 120 | 2201  | 18.3 | 20 |
| 7. Tony Doherty (2005-08)       | 148 | 1,861 | 12.6 | 15 |
| 8. Aaron Roth (2011- 2014)      | 151 | 1,689 | 11.2 | 15 |
| 9. Jason Balts (2015-2018)      | 112 | 1,995 | 17.8 | 17 |
| 10. Terry Egerdahl (1972-75)    | 111 | 1,425 | 12.8 | 12 |

## DEFENSIVE LEADERS (Career)

### TOTAL TACKLES

|                                      | NO. |
|--------------------------------------|-----|
| 1. Tyler Yelk (DB; 2005-08)          | 323 |
| 2. Robbie Aurich (LB; 2006-10)       | 310 |
| 3. Colby Ring (LB; 2010-13)          | 283 |
| 4. Cameron Harper (DB; 2009-12)      | 282 |
| 5. Kevin Westbrook (DB; 1998-01)     | 277 |
| 6. Jim Johnson (DB; 2005-08)         | 276 |
| 7. Beau Bates (LB; 2013-16)          | 264 |
| 8. Marc Achterkirch (LB; 1991-94)    | 261 |
| 9. Jeff Sajdak (DB; 1982-85)         | 257 |
| 10. Kiel Fechtelkotter (LB; 2007-10) | 255 |

### SACKS

|                                 | NO.  |
|---------------------------------|------|
| 1. Russ Rabe (LB/DE; 2001-04)   | 29.0 |
| 2. Nate Pearson (LB; 2017-2021) | 27.0 |
| 3. Sean Callahan (LB; 1988-91)  | 22.5 |
| 4. Geoff Fischer (DE; 2001-04)  | 21.5 |
| 5. Zach Bassuener (LB; 2014-17) | 20.5 |
| 6. Drew Hennessey (DE; 2021-24) | 20.0 |
| 7. Beau Bates (LB; 2013-16)     | 19.0 |
| 8. Rob Huberty (LB; 2008-11)    | 18.5 |
| Cody Ahmann (LB;2004-07)        | 18.5 |
| 9. Nate Davis (DT; 1999-02)     | 17.0 |
| Scott Concannon (DE; 1986-89)   | 17.0 |
| Steve Ahlers (DE; 1982-84)      | 17.0 |

### INTERCEPTIONS

|                                | NO. |
|--------------------------------|-----|
| 1. Mike Petrich (1985-87, '89) | 19  |
| Scott Claflin (1983-86)        | 19  |
| 3. Jim Crawford (1979-81)      | 17  |
| 4. Jason Wolf (1989-92)        | 15  |
| Chris Westberg (1986-90)       | 15  |
| 6. Tim Garceau (2003-06)       | 14  |
| Cash Langeness (2000-03)       | 14  |
| Tom Lawrence (1978-81)         | 14  |
| 9. Mark Callaway (1986-89)     | 13  |
| 10. Jim Johnson (2005-08)      | 12  |
| Tim Visina (1979-81)           | 12  |





DREW BAUER

## BULLDOG BESTS (Season)

| TOTAL OFFENSE              | TP   | Rush  | Pass  | Yds    | TD |
|----------------------------|------|-------|-------|--------|----|
| 1. Drew Bauer (2016)       | 550  | 753   | 3,421 | 4,174  | 36 |
| 2. Ted Schlafke (2005)     | 625# | 256   | 3,335 | 3,591# | 35 |
| 3. Ted Schlafke (2008)     | 461  | 495   | 3,198 | 3,513  | 42 |
| 4. Drew Bauer (2014)       | 549  | 983   | 2,403 | 3,386  | 38 |
| 5. Chase Vogler (2012)     | 399  | 893   | 2,307 | 3,200  | 36 |
| 6. Ted Schlafke (2007)     | 631  | 500   | 2,698 | 3,198  | 24 |
| 7. Ricky Fritz (2002)      | 361  | 295   | 2,760 | 3,055  | 39 |
| 8. Chase Vogler (2010)     | 350  | 905   | 1,913 | 2,818  | 24 |
| 9. Ted Schlafke (2006)     | 520  | 183   | 2,536 | 2,719  | 17 |
| 10. Kyle Walljasper (2023) | 368  | 1,071 | 1,580 | 2,685  | 39 |
| 11. Ricky Fritz (2000)     | 414  | 317   | 2,315 | 2,632  | 24 |


| PASS RECEPTIONS            | NO | YDS   | AVG  | TD |
|----------------------------|----|-------|------|----|
| 1. Vinny Flury (2005)      | 77 | 867   | 11.3 | 5  |
| 2. D.J. Winfield (2008)    | 71 | 1,201 | 16.9 | 14 |
| 3. Brandan Anson (2007)    | 69 | 586   | 8.5  | 3  |
| 4. Greg Aker (2006)        | 68 | 675   | 9.9  | 4  |
| 5. Armani Carmickle (2021) | 67 | 1,315 | 19.6 | 11 |
| Greg Aker (2005)           | 67 | 1,005 | 15.0 | 15 |
| 7. Nate Ricci (2016)       | 61 | 1,047 | 17.2 | 5  |
| 8. Tim Battaglia (2003)    | 60 | 1,119 | 18.6 | 8  |
| 9. Steve Battaglia (2002)  | 60 | 988   | 16.5 | 9  |
| 10. Jason Balts (2017)     | 57 | 1,003 | 17.6 | 8  |


| RUSHING YARDS             | ATT | YDS   | LOSS | NET   | AVG | TD |
|---------------------------|-----|-------|------|-------|-----|----|
| 1. Issac Odum (2009)      | 259 | 1,845 | 37   | 1,808 | 7.0 | 29 |
| 2. Issac Odum (2008)      | 224 | 1,655 | 17   | 1,638 | 7.3 | 26 |
| 3. Logan Lauters (2014)   | 225 | 1,552 | 26   | 1,526 | 6.8 | 14 |
| 4. Ted McKnight (1976)    | 220 | 1,524 | 42   | 1,482 | 6.7 | 22 |
| 5. Corey Veech (1986)     | 269 | 1,419 | 42   | 1,377 | 5.1 | 19 |
| 6. Austin Sikorski (2013) | 197 | 1,290 | 30   | 1,260 | 6.4 | 16 |
| 7. Dave Ruffedt (2003)    | 176 | 1,256 | 38   | 1,218 | 6.9 | 21 |
| 8. Brad Foss (2010)       | 202 | 1,188 | 37   | 1,151 | 5.7 | 12 |
| 9. Amory Bodin (1980)     | 175 | 1,102 | 45   | 1,057 | 6.0 | 18 |
| 10. Drew Bauer (2014)     | 202 | 1,184 | 201  | 983   | 4.9 | 14 |

| PASSING YARDS          | ATT | COMP | INT | PCT  | YDS    | TD |
|------------------------|-----|------|-----|------|--------|----|
| 1. Drew Bauer (2016)   | 375 | 234  | 7   | .624 | 3,421  | 30 |
| 2. Ted Schlafke (2005) | 490 | 305  | 17  | .622 | 3,335# | 33 |
| 3. Ted Schlafke (2008) | 328 | 213  | 10  | .649 | 3,018  | 35 |
| 4. Ricky Fritz (2002)  | 287 | 160  | 12  | .557 | 2,760  | 34 |
| 5. Ted Schlafke (2007) | 455 | 285  | 11  | .626 | 2,698  | 22 |
| 6. Ted Schlafke (2006) | 419 | 256  | 15  | .601 | 2,536  | 16 |
| 7. Drew Bauer (2014)   | 347 | 202  | 6   | .582 | 2,403  | 25 |
| 8. Ricky Fritz (2000)  | 319 | 145  | 13  | .455 | 2,315  | 22 |

#NCAA Freshman Record

| SCORING                   | TD | XPT | 2PT | FG | Pts |
|---------------------------|----|-----|-----|----|-----|
| 1. Isaac Odum (2009)      | 33 | 0   | 0   | 0  | 198 |
| 2. Isaac Odum (2008)      | 30 | 0   | 0   | 0  | 180 |
| 3. Ted McKnight (1976)    | 24 | 0   | 0   | 0  | 144 |
| 4. Dave Ruffedt (2003)    | 22 | 0   | 0   | 0  | 132 |
| 5. Corey Veech (1986)     | 20 | 0   | 1   | 0  | 122 |
| 6. David Nadeau (2011)    | 0  | 74  | 0   | 15 | 119 |
| 7. Tim Battaglia (2002)   | 19 | 0   | 1   | 0  | 116 |
| 7. Amory Bodin (1980)     | 19 | 0   | 1   | 0  | 116 |
| 9. Isaac Odum (2010)      | 19 | 0   | 0   | 0  | 114 |
| 9. Beau Bofferding (2016) | 19 | 0   | 0   | 0  | 114 |





UMD 20, CHADRON STATE 10 - DULUTH, MINNESOTA, NOV. 22, 2018  
 UMD 19, GRAND VALLEY STATE 13 - ALLENDALE, MICHIGAN, NOV. 29, 2018  
 UMD 45, CALIFORNIA (PA.) 7 - CALIFORNIA, PENNSYLVANIA, DEC. 6, 2018



UMD 21, NORTHWEST MISSOURI STATE 14  
 Florence, Alabama, Dec. 13, 2008

Yes, defense still wins championships and for the University of Minnesota Duluth that meant claiming the most consequential title NCAA Division II football has to offer.

The Bulldogs, buoyed by a defensive unit which has been nothing short of stifling all year long, put a huge exclamation mark on a season for the ages by holding off No. 3 Northwest Missouri State University 21-14 in the NCAA II championship. UMD finished the year a perfect 15-0 -- one of only three NCAA II schools to ever reach that mark.

"All I can say is 'wow,'" said UMD head coach Bob Nielson. "The kind of win we had today really speaks to the character of our football team. They never give up and are always supportive of one another, no matter what the circumstances. Today's game is simply a great ending to a great, great year."

For the 14th time in 15 games this season, No. 6 UMD got on the scoreboard first when senior wide receiver Tony Doherty hauled in a 38-yard touchdown catch from senior All-American quarterback Ted Schlafke with 14 seconds remaining in the opening half. The Bulldogs extended their lead to 14-0 midway through the third quarter on a Schlafke-to-Isaac Odum scoring strike from five yards out before Odum made it

21-0 a little more than a minute into the fourth quarter by plowing ahead for his school-record 30th overall touchdown this fall.

Northwest Missouri added a pair of scores in the last eight minutes of regulation -- a 44-yard interception return by Aldwin Foster-Rettig and a one-yard touchdown reception by Ralphael Robinson to pull to within seven. But, on the ensuing kickoff following Robinson's touchdown, Northwest Missouri State attempted an on-side kick which was smothered by Bulldog senior Luke Schalekamp sealing UMD's first NCAA II championship in any sport.

"That touchdown just before halftime was a big momentum builder for us," said Schlafke. "We managed the clock pretty well (by driving 75 yards on six plays in just 1:03) and the TD was on a route we actually haven't thrown all year."

Northwest Missouri State (12-2), competing in its fourth consecutive NCAA II title game, managed just 106 yards on the ground (on 32 carries) and coughed the ball up on four occasions -- two fumbles and two interceptions. The quarterbacking tandem of Joel Osborn and Blake Bolles combined for 189 yards while completing 18 of 30 passes, but were also sacked six times -- twice by seniors Ben Loth and Drew Fautsch. Loth, Fautsch and the rest of the Bulldog defensive unit wound up allowing only four touchdowns during their four-game postseason run against a quartet of Top 12 clubs.

"We did some really effective things with our pass rush today," said sophomore inside linebacker Robbie Aurich, who was credited with a game-high 13 total tackles. "I thought our defensive coordinator John Steger developed a terrific game plan and we just went out and executed it."

## BOX SCORE

| TEAMS             | 1 | 2 | 3 | 4  | FINAL |
|-------------------|---|---|---|----|-------|
| UMD               | 0 | 7 | 7 | 7  | 21    |
| NW Missouri State | 0 | 0 | 0 | 14 | 14    |

## SCORING SUMMARY

|   |
|---|
| UMD - (2nd) Doherty 38-yd pass from Schlafke (Nadeau kick)          |
| UMD - (3rd) Odum 5-yd pass from Schlafke (Nadeau kick)              |
| UMD - (4th) Odum 4-yd run (Nadeau kick)                             |
| NMSU - (4th) Foster-Rettig 44-yd interception return (Frevort kick) |
| NMSU - (4th) Robinson 1-yd pass from Osborn (Frevort kick)          |

Braly Stadium  
 Attendance: 6,219

| TEAM STATS      | UMD     | NMSU    |
|-----------------|---------|---------|
| First Downs     | 17      | 19      |
| Rushes/yds      | 43/145  | 32/106  |
| Passing yds     | 128     | 189     |
| Total Plays/yds | 66/273  | 62/295  |
| Att-Comp-Int    | 14-23-2 | 18-30-2 |
| Fumbles-lost    | 0-0     | 6-2     |
| Penalties/yds   | 1/12    | 3/30    |
| 3rd Down Conv.  | 6/15    | 6/12    |
| Poss. Time      | 34:18   | 25:42   |



UMD 20, ST. CLOUD STATE 17 - NOV. 27 (DULUTH, MINN.)  
 UMD 24, AUGUSTANA 13 - DEC. 4 (DULUTH, MINN.)  
 UMD 17, NORTHWEST MISSOURI STATE 13 - DEC. 11 (DULUTH, MINN.)

**UMD 20, DELTA STATE 17**  
 Florence, Alabama, Dec. 13, 2010

David Nadeau, by his own admission, has had better kicks during his three years at the University of Minnesota-Duluth, but none have been more important than the one he booted early Saturday afternoon in Florence, Ala. The junior placekicker put an exclamation point on a perfect season for the Bulldogs by nailing a 32-yard field goal as time expired, sending UMD to a 20-17 victory over Delta State University in the NCAA Division II championship game.

“When it came off of my foot, I knew it would be close,” said Nadeau. “It wasn’t the best kick I ever hit before by any means, but when I saw it going up, I knew then it was going in so I just turned around and ran.”

With the win, No. 1 UMD not only took home a second national championship but became the first NCAA II club ever to go 15-0 in a season more than once, duplicating the mark turned in by the 2008 Bulldogs on their way to the school’s first NCAA II crown of any kind.

“What a great game,” said UMD head coach Bob Nielson. “It was one of those days when both teams had an opportunity to win. We just kept plugging away and believing and when you do that, good things usually happen.”

UMD, which was meeting Delta State for the first time ever, struck first by getting a 32-yard field goal from Nadeau four minutes in, eight plays after junior Zach Hulce brought back the opening kickoff 47 yards

on his first return as a Bulldog. Freshman Joe Reichert recovered a fumble on the ensuing kickoff at the Delta State 34-yard line, but UMD was unable to capitalize -- instead giving the ball back to the Statesmen deep in Bulldog territory after Alex Miller’s punt was blocked (for the first time this season) following a muffed snap and returned to the UMD 11. Three snaps later, Micah Davis and Maurice Moore hooked up on an eight-yard scoring strike to give the Statesmen a 7-3 lead. The Bulldogs answered on their next series as junior quarterback Chase Vogler found a wide open Ben Helmer in the end zone from 14 yards. One possession after the Statesmen were snuffed by the Bulldogs on a fourth-and-goal situation at the UMD two, Davis hit Chance Davis with a 16-yard touchdown pass and Delta State went into the half up 14-10.

The Bulldogs regained the lead with 8:20 to go in regulation when senior running back Brad Foss rumbled 12 yards for his 12th

touchdown of the season. Delta State knotted the game at the 2:22 mark of the fourth quarter on Matt Snyder’s 27-yard field goal after they were unable to punch the ball in on three tries from within the Bulldog two-yard line. It was another example of the bend-but-don’t break defense which has been a trademark of UMD all season long. “I thought we executed extremely well in the red zone today, particularly in third and fourth down situations,” said Nielson, “We got some penetration at critical times when we needed to

Sophomore free safety Cameron Harper spearheaded a Bulldog defensive unit which forced four turnovers (three fumbles and an interception by junior strong safety Cody Eich which eventually led to Nadeau’s last-second field goal), finishing the afternoon with 17 total tackles -- one shy of the school mark.

**BOX SCORE**

| TEAMS       | 1  | 2 | 3 | 4  | FINAL |
|-------------|----|---|---|----|-------|
| Delta State | 7  | 7 | 0 | 3  | 17    |
| UMD         | 10 | 0 | 0 | 10 | 20    |

**SCORING SUMMARY**

- UMD- (1st) Nadeau 32-yd FG
- DSU- (1st) Moore 8-yd pass from Davis (Snyder kick)
- UMD (1st) Helmer 14-yd pass from Vogler (Nadeau kick)
- DSU- (2nd) Castile 28-yd pass from Davis (Snyder kick)
- UMD- (4th) Foss 12-yd run (Nadeau kick)
- DSU (4th) Snyder 27-yd FG
- UMD (4th) Nadeau 32-yd FG

Braly Stadium  
 Attendance: 4,027

**TEAM STATS**

|                 | UMD      | NMSU    |
|-----------------|----------|---------|
| First Downs     | 20       | 19      |
| Rushes/yds      | 31/106   | 52/240  |
| Passing yds     | 240      | 118     |
| Total Plays/yds | 66/346   | 71/358  |
| Att-Comp-Int    | 35-24-11 | 19-11-0 |
| Fumbles-lost    | 3-3      | 1-1     |
| Penalties/yds   | 7/40     | 3/34    |
| 3rd Down Conv.  | 4/12     | 2/13    |
| Poss. Time      | 26:50    | 33:10   |

## YEAR-BY-YEAR RECORDS

| YEAR               | COACH          | OVERALL |   |   |       |     |     | CONFERENCE |   |   |       |     |     |        |
|--------------------|----------------|---------|---|---|-------|-----|-----|------------|---|---|-------|-----|-----|--------|
|                    |                | W       | L | T | PCT   | PF  | PA  | W          | L | T | PCT   | PF  | PA  | FINISH |
| 1930               | Frank Kovach   | 0       | 3 | 2 | .200  | 6   | 100 | -          | - | - | -     | -   | -   | -      |
| 1931               | Lloyd Peterson | 1       | 5 | 0 | .167  | 13  | 76  | -          | - | - | -     | -   | -   | -      |
| 1932               | Lloyd Peterson | 3       | 3 | 0 | .500  | 32  | 79  | 2          | 1 | 0 | .667  | 20  | 29  | T-1st  |
| 1933               | Lloyd Peterson | 3       | 3 | 1 | .500  | 85  | 28  | 2          | 1 | 1 | .625  | 41  | 14  | 3rd    |
| 1934               | Lloyd Peterson | 6       | 1 | 0 | .857  | 105 | 15  | 3          | 1 | 0 | .750  | 44  | 3   | 1st    |
| 1935               | Lloyd Peterson | 4       | 2 | 0 | .667  | 82  | 70  | 2          | 2 | 0 | .500  | 38  | 58  | 3rd    |
| 1936               | Lloyd Peterson | 4       | 1 | 0 | .800  | 57  | 13  | 2          | 1 | 0 | .667  | 51  | 13  | T2nd   |
| 1937               | Lloyd Peterson | 5       | 2 | 0 | .714  | 114 | 51  | 3          | 0 | 0 | 1.000 | 70  | 13  | 1st    |
| 1938               | Lloyd Peterson | 7       | 0 | 1 | .938  | 98  | 28  | 3          | 0 | 0 | 1.000 | 26  | 0   | 1st    |
| 1939               | Lloyd Peterson | 5       | 1 | 1 | .786  | 82  | 39  | 3          | 1 | 0 | .750  | 35  | 19  | T2nd   |
| 1940               | Lloyd Peterson | 2       | 5 | 0 | .286  | 40  | 91  | 2          | 3 | 0 | .400  | 33  | 66  | 4th    |
| 1941               | Lloyd Peterson | 1       | 6 | 0 | .143  | 41  | 146 | 1          | 4 | 0 | .200  | 35  | 106 | 5th    |
| 1942               | Lloyd Peterson | 2       | 3 | 1 | .417  | 32  | 80  | 2          | 3 | 0 | .400  | 32  | 80  | 4th    |
| 1943-45 (no teams) |                |         |   |   |       |     |     |            |   |   |       |     |     |        |
| 1946               | Lloyd Peterson | 4       | 1 | 2 | .714  | 66  | 34  | 2          | 0 | 2 | .750  | 41  | 14  | T1st   |
| 1947               | Lloyd Peterson | 3       | 4 | 0 | .429  | 63  | 67  | 1          | 3 | 0 | .333  | 20  | 48  | T5th   |
| 1948               | Lloyd Peterson | 4       | 3 | 0 | .571  | 97  | 90  | 4          | 1 | 0 | .800  | 84  | 45  | T1st   |
| 1949               | Lloyd Peterson | 4       | 3 | 0 | .571  | 121 | 103 |            |   |   |       |     |     |        |
| 1950               | Lloyd Peterson | 4       | 3 | 0 | .571  | 140 | 132 | 3          | 3 | 0 | .500  | 114 | 132 | T5th   |
| 1951               | Lloyd Peterson | 5       | 2 | 1 | .688  | 136 | 92  | 5          | 1 | 0 | .833  | 111 | 59  | T2nd   |
| 1952               | Lloyd Peterson | 0       | 7 | 1 | .062  | 47  | 217 | 0          | 6 | 0 | .000  | 34  | 176 | 9th    |
| 1953               | Lloyd Peterson | 3       | 4 | 0 | .429  | 129 | 88  | 3          | 3 | 0 | .500  | 116 | 74  | T5th   |
| 1954               | Lloyd Peterson | 5       | 3 | 0 | .625  | 77  | 83  | 4          | 2 | 0 | .667  | 50  | 63  | T3rd   |
| 1955               | Lloyd Peterson | 3       | 5 | 0 | .375  | 62  | 134 | 1          | 5 | 0 | .167  | 42  | 127 | 7th    |
| 1956               | Lloyd Peterson | 4       | 4 | 0 | .500  | 111 | 139 | 3          | 4 | 0 | .429  | 66  | 12  | 5th    |
| 1957               | Lloyd Peterson | 2       | 5 | 1 | .688  | 62  | 137 | 2          | 5 | 0 | .286  | 62  | 137 | 6th    |
| 1958               | Jim Malosky    | 4       | 4 | 0 | .500  | 165 | 167 | 4          | 3 | 0 | .571  | 159 | 153 | 4th    |
| 1959               | Jim Malosky    | 5       | 2 | 1 | .688  | 141 | 101 | 4          | 2 | 1 | .643  | 113 | 101 | 3rd    |
| 1960               | Jim Malosky    | 6       | 1 | 1 | .813  | 221 | 78  | 6          | 1 | 0 | .857  | 215 | 72  | 1st    |
| 1961               | Jim Malosky    | 8       | 1 | 0 | .889  | 354 | 101 | 7          | 0 | 0 | 1.000 | 305 | 60  | 1st    |
| 1962               | Jim Malosky    | 6       | 2 | 1 | .722  | 151 | 46  | 5          | 1 | 1 | .786  | 131 | 39  | 2nd    |
| 1963               | Jim Malosky    | 3       | 6 | 0 | .333  | 112 | 187 | 2          | 5 | 0 | .400  | 84  | 147 | 6th    |
| 1964               | Jim Malosky    | 4       | 5 | 0 | .444  | 215 | 114 | 2          | 5 | 0 | .400  | 140 | 102 | 5th    |
| 1965               | Jim Malosky    | 4       | 5 | 0 | .444  | 148 | 197 | 3          | 4 | 0 | .429  | 104 | 124 | 5th    |
| 1966               | Jim Malosky    | 5       | 3 | 1 | .611  | 166 | 105 | 4          | 2 | 1 | .643  | 126 | 78  | 3rd    |
| 1967               | Jim Malosky    | 7       | 1 | 1 | .833  | 247 | 111 | 5          | 1 | 1 | .786  | 167 | 90  | T2nd   |
| 1968               | Jim Malosky    | 4       | 6 | 0 | .400  | 205 | 170 | 2          | 5 | 0 | .286  | 113 | 110 | 7th    |
| 1969               | Jim Malosky    | 4       | 6 | 0 | .400  | 212 | 202 | 2          | 5 | 0 | .286  | 144 | 148 | 6th    |
| 1970               | Jim Malosky    | 7       | 2 | 1 | .750  | 153 | 117 | 4          | 2 | 1 | .643  | 94  | 100 | 3rd    |
| 1971               | Jim Malosky    | 6       | 3 | 1 | .650  | 146 | 83  | 5          | 2 | 0 | .714  | 122 | 56  | 3rd    |
| 1972               | Jim Malosky    | 5       | 4 | 0 | .556  | 193 | 134 | 4          | 3 | 0 | .571  | 175 | 120 | T3rd   |
| 1973               | Jim Malosky    | 8       | 1 | 0 | .889  | 174 | 78  | 6          | 1 | 0 | .857  | 138 | 78  | T1st   |
| 1974               | Jim Malosky    | 7       | 2 | 1 | .750  | 123 | 52  | 4          | 2 | 1 | .643  | 63  | 27  | T3rd   |
| 1975               | Jim Malosky    | 8       | 2 | 0 | .800  | 201 | 94  | 6          | 1 | 0 | .857  | 129 | 41  | 2nd    |
| 1976               | Jim Malosky    | 6       | 4 | 0 | .600  | 251 | 137 | 5          | 2 | 0 | .714  | 216 | 86  | T2nd   |
| 1977               | Jim Malosky    | 7       | 3 | 0 | .700  | 246 | 78  | 4          | 3 | 0 | .517  | 172 | 72  | T4th   |
| 1978               | Jim Malosky    | 7       | 3 | 0 | .700  | 248 | 109 | 6          | 2 | 0 | .750  | 225 | 74  | T2nd   |
| 1979               | Jim Malosky    | 8       | 2 | 0 | .800  | 268 | 79  | 7          | 1 | 0 | .875  | 219 | 66  | T1st   |
| 1980               | Jim Malosky    | 10      | 0 | 0 | 1.000 | 354 | 76  | 8          | 0 | 0 | 1.000 | 281 | 69  | 1st    |
| 1981               | Jim Malosky    | 9       | 1 | 0 | .900  | 295 | 106 | 5          | 1 | 0 | .833  | 169 | 61  | 2nd    |
| 1982               | Jim Malosky    | 7       | 2 | 0 | .778  | 298 | 143 | 5          | 1 | 0 | .833  | 196 | 75  | 2nd    |

| YEAR   | COACH                            | OVERALL                   |     |   |       |        |        | CONFERENCE |     |   |       |        |       |        |
|--------|----------------------------------|---------------------------|-----|---|-------|--------|--------|------------|-----|---|-------|--------|-------|--------|
|        |                                  | W                         | L   | T | PCT   | PF     | PA     | W          | L   | T | PCT   | PF     | PA    | FINISH |
| 1983   | Jim Malosky                      | 6                         | 4   | 0 | .600  | 206    | 141    | 4          | 2   | 0 | .667  | 138    | 84    | T2nd   |
| 1984   | Jim Malosky                      | 6                         | 4   | 0 | .600  | 169    | 129    | 4          | 2   | 0 | .667  | 113    | 68    | T3rd   |
| 1985   | Jim Malosky                      | 8                         | 2   | 0 | .800  | 226    | 132    | 6          | 0   | 0 | 1.000 | 154    | 47    | 1st    |
| 1986   | Jim Malosky                      | *8                        | 1   | 2 | .818  | 361    | 84     | 4          | 0   | 2 | .833  | 178    | 21    | T1st   |
| 1987   | Jim Malosky                      | *8                        | 3   | 0 | .727  | 309    | 147    | 5          | 1   | 0 | .833  | 188    | 62    | 1st    |
| 1988   | Jim Malosky                      | 7                         | 4   | 0 | .636  | 301    | 123    | 4          | 2   | 0 | .667  | 163    | 64    | 3rd    |
| 1989   | Jim Malosky                      | 5                         | 5   | 0 | .500  | 205    | 97     | 3          | 3   | 0 | .500  | 108    | 51    | T4th   |
| 1990   | Jim Malosky                      | 9                         | 1   | 1 | .864  | 266    | 136    | 5          | 1   | 0 | .833  | 153    | 86    | T1st   |
| 1991   | Jim Malosky                      | 6                         | 4   | 0 | .600  | 258    | 192    | 4          | 1   | 0 | .800  | 148    | 82    | 3rd    |
| 1992   | Jim Malosky                      | 5                         | 5   | 1 | .500  | 193    | 226    | 4          | 1   | 1 | .750  | 117    | 74    | T2nd   |
| 1993   | Jim Malosky                      | 8                         | 3   | 0 | .727  | 245    | 188    | 4          | 2   | 0 | .667  | 146    | 84    | T2nd   |
| 1994   | Jim Malosky                      | 4                         | 7   | 0 | .363  | 229    | 249    | 3          | 3   | 0 | .500  | 153    | 99    | T4th   |
| 1995   | Jim Malosky                      | 8                         | 2   | 1 | .777  | 254    | 195    | 5          | 0   | 1 | .917  | 169    | 71    | T1st   |
| 1996   | Jim Malosky                      | 8                         | 3   | 0 | .727  | 372    | 228    | 6          | 0   | 0 | 1.000 | 271    | 99    | 1st    |
| 1997   | Jim Malosky                      | 4                         | 6   | 0 | .400  | 250    | 231    | 4          | 2   | 0 | .667  | 204    | 111   | 2nd    |
| 1998   | Vince Repesh &<br>Jim Malosky Jr | 4                         | 7   | 0 | .363  | 238    | 289    | 3          | 3   | 0 | .500  | 135    | 156   | 4th    |
| 1999   | Bob Nielson                      | 3                         | 8   | 0 | .272  | 198    | 288    | 3          | 5   | 0 | .375  | 162    | 180   | T6th   |
| 2000   | Bob Nielson                      | 7                         | 4   | 0 | .636  | 315    | 256    | 5          | 3   | 0 | .625  | 241    | 192   | T3rd   |
| 2001   | Bob Nielson                      | 9                         | 3   | 0 | .750  | 408    | 218    | 7          | 2   | 0 | .778  | 346    | 132   | 2nd    |
| 2002   | Bob Nielson                      | 11                        | 1   | 0 | .917  | 539    | 216    | 9          | 0   | 0 | 1.000 | 431    | 141   | 1st    |
| 2003   | Bob Nielson                      | 8                         | 3   | 0 | .727  | 401    | 198    | 6          | 2   | 0 | .667  | 281    | 162   | 3rd    |
| 2004   | Kyle Schweigert                  | 4                         | 7   | 0 | .363  | 203    | 300    | 1          | 5   | 0 | .167  | 105    | 190   | 6th    |
| 2005   | Kyle Schweigert                  | 8                         | 4   | 0 | .667  | 358    | 301    | 4          | 2   | 0 | .667  | 200    | 188   | T1st   |
| 2006   | Kyle Schweigert                  | 6                         | 4   | 0 | .600  | 210    | 231    | 4          | 4   | 0 | .500  | 145    | 210   | 4th    |
| 2007   | Kyle Schweigert                  | 4                         | 6   | 0 | .400  | 225    | 280    | 3          | 5   | 0 | .375  | 167    | 221   | T5th   |
| 2008   | Bob Nielson                      | 15                        | 0   | 0 | 1.000 | 613    | 173    | 10         | 0   | 0 | 1.000 | 461    | 111   | 1st    |
| 2009   | Bob Nielson                      | 11                        | 2   | 0 | .846  | 498    | 163    | 10         | 0   | 0 | 1.000 | 436    | 119   | 1st    |
| 2010   | Bob Nielson                      | 15                        | 0   | 0 | 1.000 | 595    | 190    | 10         | 0   | 0 | 1.000 | 479    | 120   | 1st    |
| 2011   | Bob Nielson                      | 11                        | 3   | 0 | .786  | 412    | 265    | 8          | 2   | 0 | .800  | 313    | 174   | T1st   |
| 2012   | Bob Nielson                      | 10                        | 2   | 0 | .833  | 558    | 281    | 10         | 1   | 0 | .909  | 503    | 224   | 1st    |
| 2013   | Curt Wiese                       | 11                        | 2   | 0 | .846  | 540    | 223    | 10         | 1   | 0 | .909  | 464    | 165   | T2nd   |
| 2014   | Curt Wiese                       | 13                        | 1   | 0 | .929  | 573    | 300    | 11         | 0   | 0 | 1.000 | 483    | 190   | T1st   |
| 2015   | Curt Wiese                       | 9                         | 3   | 0 | .750  | 411    | 198    | 8          | 3   | 0 | .727  | 381    | 176   | T4th   |
| 2016   | Curt Wiese                       | 10                        | 2   | 0 | .833  | 541    | 397    | 10         | 1   | 0 | .909  | 515    | 338   | 2nd    |
| 2017   | Curt Wiese                       | 9                         | 3   | 0 | .750  | 393    | 222    | 9          | 2   | 0 | .818  | 365    | 184   | T3rd   |
| 2018   | Curt Wiese                       | 11                        | 1   | 0 | .917  | 490    | 149    | 11         | 0   | 0 | 1.000 | 473    | 116   | T1st   |
| 2019   | Curt Wiese                       | 8                         | 3   | 0 | .727  | 376    | 181    | 8          | 3   | 0 | .727  | 376    | 181   | T2nd   |
| 2020   | Curt Wiese                       | No Season Due to COVID-19 |     |   |       |        |        |            |     |   |       |        |       |        |
| 2021   | Curt Wiese                       | 9                         | 3   | 0 | .750  | 391    | 300    | 9          | 2   | 0 | .818  | 377    | 252   | T2nd   |
| 2022   | Curt Wiese                       | 8                         | 3   | 0 | .727  | 367    | 206    | 8          | 3   | 0 | .727  | 367    | 206   | T2nd   |
| 2023   | Curt Wiese                       | 9                         | 2   | 0 | .818  | 415    | 205    | 8          | 2   | 0 | .800  | 368    | 195   | T2nd   |
| 2024   | Curt Wiese                       | 7                         | 4   | 0 | .636  | 377    | 202    | 6          | 4   | 0 | .600  | 342    | 195   | T5th   |
| TOTALS |                                  | 574                       | 286 | 4 | .667  | 21,657 | 13,721 | 424        | 180 | 4 | .702  | 16,367 | 9,617 |        |

| NSIC                  | W        | L        | T        | FIRST        | LAST MEETING        | OPPONENT                 | W          | L          | T         | FIRST | LAST MEETING   |  |
|-----------------------|----------|----------|----------|--------------|---------------------|--------------------------|------------|------------|-----------|-------|----------------|--|
| Augustana (S.D.)      | 12       | 2        | 0        | 2004         | L 24-28 (2024)      | Minnesota-Morris         | 22         | 5          | 1         | 1974  | W 44-6 (2002)  |  |
| Bemidji State         | 48       | 13       | 1        | 1931         | L 31-38 (2023)      | Missouri Western State   | 1          | 1          | 0         | 2007  | W 47-18 (2008) |  |
| Concordia-St. Paul    | 14       | 3        | 0        | 1999         | W 35-7 (2024)       | Montana                  | 0          | 1          | 0         | 1995  | L 54-6 (1995)  |  |
| UMary                 | 17       | 0        | 0        | 2006         | W 43-7 (2024)       | Montana State            | 0          | 3          | 0         | 1991  | L 37-0 (1996)  |  |
| Minnesota State       | 23       | 19       | 1        | 1932         | W, 30-16 (2024)     | Nebraska-Kearney         | 1          | 0          | 0         | 2009  | W 42-7 (2009)  |  |
| MSU Moorhead          | 42       | 18       | 4        | 1932         | L 29-30 (2024)      | Nebraska-Omaha           | 1          | 3          | 0         | 2004  | L 42-17 (2007) |  |
| Minot State           | 12       | 0        | 0        | 2012         | W 35-21 (2024)      | North Dakota             | 0          | 8          | 0         | 1963  | L 31-14 (2007) |  |
| Northern State        | 29       | 12       | 0        | 1980         | W 21-24 (2024)      | North Dakota State       | 0          | 1          | 0         | 1965  | L 55-8 (1965)  |  |
| Sioux Falls           | 2        | 4        | 0        | 2013         | L, 21-24 (2024)     | Northwest Missouri State | 3          | 2          | 0         | 2000  | W 25-21 (2021) |  |
| Southwest Minn. State | 31       | 6        | 1        | 1976         | W 62-0 (2024)       | Northern Arizona         | 0          | 2          | 0         | 1992  | L 40-6 (1997)  |  |
| Upper Iowa            | 9        | 1        | 0        | 2004         | W 28-6 (2022)       | Northern Iowa            | 0          | 1          | 1         | 2005  | L 49-14 (2005) |  |
| Wayne State (Neb.)    | 14       | 3        | 0        | 1993         | L 18-28 (2023)      | Northern Michigan        | 3          | 11         | 0         | 1961  | W, 35-7 (2024) |  |
| Winona State          | 38       | 10       | 0        | 1931         | W 42-38 (2024)      | Northland                | 3          | 2          | 0         | 1930  | W 31-0 (1947)  |  |
| <b>NON-CONFERENCE</b> | <b>W</b> | <b>L</b> | <b>T</b> | <b>FIRST</b> | <b>LAST MEETING</b> | Northwestern (Iowa)      | 3          | 0          | 0         | 1980  | W 69-0 (1986)  |  |
| Angelo State          | 0        | 1        | 0        | 2021         | L 14-48 (2021)      | Ouachita Baptist         | 1          | 0          | 0         | 2014  | W 48-45 (2014) |  |
| Augsburg              | 15       | 10       | 0        | 1951         | W 16-3 (1975)       | Portland State           | 0          | 1          | 0         | 1994  | L 35-21 (1994) |  |
| California U. (Pa.)   | 1        | 0        | 0        | 2008         | W 45-7 (2008)       | Saginaw Valley State     | 1          | 0          | 0         | 2011  | W 30-27 (2011) |  |
| Central Missouri      | 0        | 2        | 0        | 2001         | L 38-28 (2017)      | St. Cloud State          | 28         | 24         | 0         | 1933  | W 20-14 (2019) |  |
| Central Washington    | 2        | 2        | 0        | 2006         | W 35-10 (2010)      | St. Francis (Ill.)       | 0          | 2          | 0         | 1991  | L 42-17 (1992) |  |
| Chadron State         | 3        | 0        | 0        | 2004         | W 20-10 (2008)      | St. John's (Minn.)       | 11         | 19         | 0         | 1936  | W 30-7 (1983)  |  |
| CSU-Pueblo            | 1        | 0        | 0        | 2011         | W 24-21 (2011)      | Saint Mary's (Minn.)     | 4          | 0          | 0         | 1950  | W 27-6 (1954)  |  |
| Concordia-M'head      | 10       | 13       | 2        | 1950         | W 10-6 (1975)       | St. Olaf College         | 2          | 1          | 0         | 1950  | W 14-6 (1975)  |  |
| Delta State           | 1        | 0        | 0        | 2010         | W 20-17 (2010)      | St. Thomas (Minn.)       | 15         | 8          | 1         | 1950  | W 20-0 (1977)  |  |
| Duluth J.C.           | 3        | 1        | 1        | 1930         | W 13-7 (1946)       | South Dakota             | 3          | 4          | 0         | 2001  | L 36-22 (2007) |  |
| Emporia State         | 3        | 1        | 0        | 1954         | L 59-26 (2016)      | South Dakota State       | 1          | 1          | 0         | 1966  | W 12-7 (1967)  |  |
| Eveleth J.C.          | 2        | 2        | 0        | 1930         | W 21-6 (1939)       | Texas A&M-Commerce       | 0          | 1          | 0         | 2018  | L 33-17 (2018) |  |
| Grand Valley State    | 1        | 1        | 0        | 2008         | L 24-10 (2009)      | Truman State             | 0          | 1          | 0         | 1983  | L 20-19 (1983) |  |
| Gustavus Adolphus     | 8        | 15       | 1        | 1951         | W 28-0 (1975)       | Virginia J.C.            | 2          | 3          | 0         | 1930  | W 18-0 (1934)  |  |
| Hamline               | 17       | 6        | 1        | 1951         | W 38-6 (1975)       | Waldorf                  | 1          | 0          | 0         | 2003  | W 73-6 (2003)  |  |
| Hibbing J.C.          | 3        | 0        | 0        | 1935         | W 19-7 (1939)       | Wayne State (Mich.)      | 0          | 1          | 0         | 2011  | L 31-25 (2011) |  |
| Humboldt State        | 0        | 0        | 1        | 1990         | T 7-7 (1990)        | Western Washington       | 2          | 0          | 0         | 2006  | W 22-14 (2007) |  |
| Idaho State           | 1        | 0        | 0        | 1994         | L 29-24 (1994)      | Wisconsin-Eau Claire     | 6          | 2          | 0         | 1937  | L 28-14 (1998) |  |
| Itasca J.C.           | 0        | 0        | 1        | 1930         | T 0-0 (1930)        | Wisconsin-La Crosse      | 1          | 2          | 0         | 1996  | L 34-13 (2004) |  |
| Luther College (Iowa) | 1        | 0        | 0        | 1988         | W 24-0 (1988)       | Wisconsin-Milwaukee      | 0          | 1          | 0         | 1971  | L 13-0 (1971)  |  |
| Macalester            | 18       | 5        | 1        | 1950         | W 13-7 (1975)       | Wisconsin-Platteville    | 1          | 0          | 0         | 1984  | W 10-0 (1984)  |  |
| Michigan Tech         | 13       | 3        | 0        | 1947         | W 32-3 (1993)       | Wisconsin-River Falls    | 1          | 0          | 0         | 1994  | W 17-14 (1994) |  |
| Minnesota (J. V.)     | 0        | 2        | 0        | 1948         | L 26-13 (1949)      | Wisconsin-Stout          | 2          | 3          | 1         | 1938  | L 17-15 (2000) |  |
| Minnesota-Crookston   | 16       | 1        | 0        | 1999         | W 63-0 (2019)       | Wisconsin-Superior       | 37         | 12         | 6         | 1931  | W 42-6 (1989)  |  |
| <b>TOTALS:</b>        |          |          |          |              |                     |                          | <b>535</b> | <b>274</b> | <b>24</b> |       |                |  |



1930 (0-3-2)

Coach: Frank Kovach

Captain: Harvey Walsh

|                   |   |      |
|-------------------|---|------|
| Northland College | L | 0-10 |
| Itasca JC         | T | 0-0  |
| Virginia JC       | L | 0-35 |
| Eveleth JC        | L | 0-49 |
| Duluth JC         | T | 6-6  |

1931 (1-5-0)

Coach: Lloyd Peterson

Captain: Manley Burns

|                    |   |      |
|--------------------|---|------|
| Northland College  | L | 0-9  |
| Winona State       | W | 7-0  |
| Virginia JC        | L | 0-9  |
| Duluth JC          | L | 6-18 |
| Bemidji State      | L | 0-14 |
| Wisconsin-Superior | L | 0-26 |

1930 (3-3-0/NIC: 2-1; T-1st)

Coach: Lloyd Peterson

Captain: Stan Micolojak

|                    |   |      |
|--------------------|---|------|
| MSU-Mankato        | L | 0-14 |
| MSU-Moorhead       | W | 7-6  |
| Virginia JC        | W | 12-6 |
| Eveleth JC         | L | 0-18 |
| Bemidji State      | W | 13-9 |
| Wisconsin-Superior | L | 0-26 |

1933 (3-3-1/NIC: 2-1-1; 3rd)

Coach: Lloyd Peterson

Captain: Neil Scott

|                    |   |      |
|--------------------|---|------|
| Virginia JC        | L | 2-6  |
| MSU-Moorhead       | T | 7-7  |
| MSU-Mankato        | W | 3-0  |
| St. Cloud State    | L | 0-7  |
| Duluth JC          | W | 35-0 |
| Wisconsin-Superior | L | 7-8  |
| Bemidji State      | W | 31-0 |

1934 (6-1-0/NIC: 3-1; 1st)

Coach: Lloyd Peterson

Captain: Jack O'Hehir

|                    |   |      |
|--------------------|---|------|
| Virginia JC        | W | 18-0 |
| St. Cloud State    | W | 14-0 |
| MSU-Moorhead       | W | 17-0 |
| Mankato State      | W | 13-0 |
| Duluth JC          | W | 26-6 |
| Wisconsin-Superior | W | 17-6 |
| Bemidji State      | L | 0-3  |

1935 (4-2-0/NIC: 2-2; 3rd)

Coach: Lloyd Peterson

Captain: Norm Johnson

|                    |   |       |
|--------------------|---|-------|
| MSU-Moorhead       | L | 0-32  |
| Bemidji State      | W | 13-12 |
| Hibbing JC         | W | 26-6  |
| St. Cloud State    | W | 13-0  |
| MSU-Mankato        | L | 12-14 |
| Wisconsin-Superior | W | 18-6  |

1936 (4-1-0/NIC: 2-1; T-2nd)

Coach: Lloyd Peterson

|                    |   |      |
|--------------------|---|------|
| Winona State       | W | 25-0 |
| St. Cloud State    | L | 0-7  |
| Bemidji State      | W | 26-6 |
| Wisconsin-Superior | W | 3-0  |
| St. John's         | W | 3-0  |

1937 (5-2-0/NIC: 3-0; 1st)

Coach: Lloyd Peterson

Captain: Babe Nagolski

|                      |   |       |
|----------------------|---|-------|
| St. John's           | L | 6-16  |
| Wisconsin-Superior   | L | 0-13  |
| St. Cloud State      | W | 20-13 |
| Wisconsin-Eau Claire | W | 12-7  |
| Northland College    | W | 26-0  |
| Bemidji State        | W | 31-2  |
| Winona State         | W | 19-0  |

1938 (7-0-1/NIC: 3-0; T-1st)

Coach: Lloyd Peterson

Captain: Francis Gorham

|                      |   |       |
|----------------------|---|-------|
| Eveleth JC           | W | 21-13 |
| Wisconsin-Eau Claire | W | 12-0  |
| St. Cloud State      | W | 6-0   |
| Hibbing JC           | W | 20-6  |
| Wisconsin-Superior   | W | 19-7  |
| Bemidji State        | W | 6-0   |
| Wisconsin-Stout      | T | 0-0   |
| MSU-Moorhead         | W | 14-2  |

1939 (5-1-1/NIC: 3-1; T-2nd)

Coach: Lloyd Peterson

Captain: Charles Peglow

|                    |   |      |
|--------------------|---|------|
| Eveleth JC         | W | 21-6 |
| MSU-Mankato        | W | 13-0 |
| St. Cloud State    | W | 7-6  |
| Hibbing JC         | W | 19-7 |
| Bemidji State      | W | 9-6  |
| Moorhead State     | L | 6-7  |
| Wisconsin-Superior | T | 7-7  |

1940 (2-5-0/NIC: 2-3; 4th)

Coach: Lloyd Peterson

Captain: Eugene Dixon

|                    |   |       |
|--------------------|---|-------|
| Wisconsin-Superior | L | 0-12  |
| St. John's         | L | 7-13  |
| St. Cloud State    | L | 6-19  |
| Winona State       | W | 13-7  |
| MSU-Mankato        | W | 14-12 |
| MSU-Moorhead       | L | 0-18  |
| Bemidji State      | L | 0-10  |

1941 (1-6-0/NIC: 1-4; 5th)

Coach: Lloyd Peterson

Captain: Verner Johnson

|                    |   |       |
|--------------------|---|-------|
| MSU-Moorhead       | W | 13-7  |
| St. John's         | L | 6-13  |
| Bemidji State      | L | 0-34  |
| MSU-Mankato        | L | 9-21  |
| Wisconsin-Superior | L | 0-27  |
| St. Cloud State    | L | 0-13  |
| Winona State       | L | 13-31 |

1942 (2-3-1/NIC: 2-3; 4th)

Coach: Lloyd Peterson

Captain: Gus Novotney

|                    |   |      |
|--------------------|---|------|
| MSU-Moorhead       | W | 6-0  |
| St. Cloud State    | L | 7-25 |
| Winona State       | W | 19-2 |
| MSU-Mankato        | L | 0-19 |
| Bemidji State      | L | 0-34 |
| Wisconsin-Superior | T | 0-0  |

No Teams (1943-1945)

1946 (4-1-2/NIC: 2-0-2; T-1st)

Coach: Lloyd Peterson

Captain: Gus Novotney

|                    |   |      |
|--------------------|---|------|
| Winona State       | W | 22-7 |
| Northland College  | W | 6-0  |
| MSU-Moorhead       | T | 7-7  |
| Bemidji State      | W | 12-0 |
| Wisconsin-Superior | L | 6-13 |
| Duluth JC          | W | 13-7 |
| MSU-Mankato        | T | 0-0  |

1947 (3-4-0/NIC: 1-3; T-5th)

Coach: Lloyd Peterson

|                    |   |      |
|--------------------|---|------|
| Northland College  | W | 31-0 |
| Wisconsin-Superior | L | 0-19 |
| St. Cloud State    | L | 7-26 |
| Winona State       | L | 0-7  |
| MSU-Moorhead       | W | 6-3  |
| Bemidji State      | L | 7-12 |
| Michigan Tech      | W | 12-0 |

1948 (4-3-0/NIC: 4-1; T-1st)

Coach: Lloyd Peterson

Captain: Dan Devine

|                 |   |       |
|-----------------|---|-------|
| Winona State    | W | 19-6  |
| Michigan Tech   | L | 13-19 |
| Bemidji State   | W | 32-6  |
| Minnesota JV    | L | 0-26  |
| St. Cloud State | L | 14-26 |
| MSU-Moorhead    | W | 6-0   |
| MSU-Mankato     | W | 13-7  |

1949 (4-3-0)

Coach: Lloyd Peterson

Captain: Olav Lee

|                    |   |       |
|--------------------|---|-------|
| MSU-Moorhead       | L | 6-13  |
| Bemidji State      | W | 13-12 |
| MSU-Mankato        | W | 18-12 |
| St. Cloud State    | L | 6-7   |
| Winona State       | W | 32-6  |
| Minnesota JV       | L | 13-26 |
| Wisconsin-Superior | W | 33-27 |

1950 (4-3-0/MIAC: 3-3; T-5th)

Coach: Lloyd Peterson

Captain: Fred Murphy

|                    |   |       |
|--------------------|---|-------|
| St. Olaf           | W | 19-6  |
| St. Mary's         | W | 20-6  |
| St. Thomas         | L | 12-41 |
| Macalester         | L | 6-27  |
| St. John's         | L | 18-33 |
| Concordia-Moorhead | W | 39-19 |
| Wisconsin-Superior | W | 26-0  |

1951 (5-2-1/MIAC:5-1; T-2nd)

Coach: Lloyd Peterson

Captain: Bob Murray

|                    |   |       |
|--------------------|---|-------|
| Wisconsin-Superior | T | 7-7   |
| Bemidji State      | L | 18-26 |
| Augsburg           | W | 6-0   |
| St. John's         | W | 18-6  |
| Hamline            | W | 21-6  |
| St. Thomas         | W | 20-14 |
| St. Mary's         | W | 34-6  |
| Gustavus Adolphus  | L | 12-27 |

1952 (0-7-1/MIAC: 0-6; 9th)

Coach: Lloyd Peterson

Captain: Ken Johnson, Holly Tucker

|                    |   |       |
|--------------------|---|-------|
| Wisconsin-Superior | T | 6-6   |
| St. John's         | L | 7-13  |
| Macalester         | L | 0-6   |
| Michigan Tech      | L | 7-35  |
| Hamline            | L | 6-28  |
| Gustavus Adolphus  | L | 14-55 |
| Augsburg           | L | 0-32  |
| Concordia-Moorhead | L | 7-48  |

1953 (3-4-0/MIAC: 3-3; T-5th)

Coach: Lloyd Peterson

Captain: Roland Cloutier

|                    |   |       |
|--------------------|---|-------|
| Wisconsin-Superior | L | 13-14 |
| Macalester         | L | 9-12  |
| Concordia-Moorhead | L | 25-27 |
| St. John's         | W | 33-6  |
| St. Thomas         | L | 14-16 |
| Augsburg           | W | 14-6  |
| St. Mary's         | W | 21-7  |

1954 (5-3-0/MIAC: 4-2; T-3rd)

Coach: Lloyd Peterson

Captain: Dave Erholtz

|                    |   |      |
|--------------------|---|------|
| Augsburg           | W | 7-6  |
| Emporia State      | W | 20-7 |
| Macalester         | W | 13-6 |
| Hamline            | W | 3-0  |
| St. Mary's         | W | 27-6 |
| Concordia-Moorhead | L | 0-6  |
| Gustavus Adolphus  | L | 0-39 |
| Wisconsin-Superior | L | 7-13 |

1955 (3-5-0/MIAC: 1-5; 7th)

Coach: Lloyd Peterson

Captain: Wally Aunan

|                    |   |       |
|--------------------|---|-------|
| Wisconsin-Superior | W | 7-0   |
| St. John's         | L | 6-13  |
| Augsburg           | L | 0-6   |
| St. Thomas         | L | 0-26  |
| Hamline            | W | 30-27 |
| Concordia-Moorhead | L | 6-35  |
| Gustavus Adolphus  | L | 0-20  |
| Emporia State      | W | 13-7  |

1956 (4-4-0/MIAC: 3-4; 5th)

Coach: Lloyd Peterson

Captain: Darrell Warner

|                    |   |       |
|--------------------|---|-------|
| Concordia-Moorhead | L | 0-21  |
| St. John's         | L | 0-44  |
| St. Thomas         | L | 14-34 |
| Macalester         | W | 18-6  |
| Augsburg           | L | 6-21  |
| Gustavus Adolphus  | W | 7-0   |
| Hamline            | W | 21-0  |
| Wisconsin-Superior | W | 45-13 |

1957 (2-5-1/MIAC: 2-5; 6th)

Coach: Lloyd Peterson

Captains: Dick Forbort, Marv Heikkinen

|                    |   |       |
|--------------------|---|-------|
| Wisconsin-Superior | T | 0-0   |
| Hamline            | W | 18-7  |
| Concordia-Moorhead | L | 6-34  |
| St. John's         | L | 7-17  |
| St. Thomas         | W | 12-3  |
| Macalester         | L | 19-40 |
| Augsburg           | L | 0-10  |
| Gustavus Adolphus  | L | 0-26  |

1958 (4-4-0/MIAC: 4-3; 4th)

Coach: Jim Malosky

Captain: Dick Ferrera, Clyde Smith

|                    |   |       |
|--------------------|---|-------|
| Wisconsin-Superior | L | 6-14  |
| Gustavus Adolphus  | L | 20-34 |
| Hamline            | W | 22-6  |
| Concordia-Moorhead | L | 30-38 |
| St. John's         | L | 29-42 |
| St. Thomas         | W | 7-6   |
| Macalester         | W | 24-14 |
| Augsburg           | W | 27-13 |

1959 (5-2-1/MIAC: 4-2-1; 3rd)

Coach: Jim Malosky

Captains: Lino Rauzi, John Drazenovich

|                    |   |       |
|--------------------|---|-------|
| Wisconsin-Superior | W | 28-0  |
| Augsburg           | W | 38-25 |
| Gustavus Adolphus  | L | 7-22  |
| Hamline            | W | 14-0  |
| St. Thomas         | T | 12-12 |
| Macalester         | W | 28-14 |
| St. John's         | W | 14-6  |
| Concordia-Moorhead | L | 0-22  |

1960 (6-1-1/MIAC: 6-1; 1st)

Coach: Jim Malosky

Captain: Wallace Fontaine

|                    |   |       |
|--------------------|---|-------|
| Wisconsin-Superior | T | 6-6   |
| Concordia-Moorhead | W | 40-22 |
| St. John's         | L | 7-8   |
| St. Thomas         | W | 61-6  |
| Macalester         | W | 39-0  |
| Augsburg           | W | 26-14 |
| Gustavus Adolphus  | W | 20-14 |
| Hamline            | W | 22-8  |

1961 (8-1-0/MIAC: 7-0; 1st)

Coach: Jim Malosky

Captain: Dave Lindstrom

|                    |   |       |
|--------------------|---|-------|
| Wisconsin-Superior | W | 43-6  |
| Northern Michigan  | L | 6-35  |
| Macalester         | W | 47-13 |
| Augsburg           | W | 45-14 |
| Gustavus Adolphus  | W | 70-0  |
| Hamline            | W | 61-0  |
| Concordia-Moorhead | W | 34-14 |
| St. John's         | W | 12-6  |
| St. Thomas         | W | 36-13 |

1962 (6-2-1/MIAC: 5-1-1; 2nd)

Coach: Jim Malosky

Captains: Bruce Johnson, Jerry Wherley

|                    |   |       |
|--------------------|---|-------|
| Wisconsin-Superior | L | 6-7   |
| Northern Michigan  | W | 14-0  |
| St. John's         | L | 0-6   |
| St. Thomas         | W | 22-0  |
| Macalester         | W | 14-10 |
| Augsburg           | W | 31-8  |
| Gustavus Adolphus  | W | 22-6  |
| Hamline            | W | 34-7  |
| Concordia-Moorhead | T | 8-8   |

1963 (3-6-0/MIAC: 2-5; 6th)

Coach: Jim Malosky

Captain: Ken Schloer

|                    |   |       |
|--------------------|---|-------|
| Wisconsin-Superior | W | 28-7  |
| North Dakota       | L | 0-33  |
| Concordia-Moorhead | L | 16-36 |
| St. John's         | L | 6-60  |
| St. Thomas         | L | 0-14  |
| Macalester         | W | 12-0  |
| Augsburg           | L | 12-14 |
| Gustavus Adolphus  | W | 26-7  |
| Hamline            | L | 12-16 |

1964 (4-5-0/MIAC: 2-5; 5th)

Coach: Jim Malosky

Captain: Dick Fisher

|                      |   |       |
|----------------------|---|-------|
| Wisconsin-Eau Claire | W | 29-6  |
| Wisconsin-Superior   | W | 46-6  |
| Hamline              | W | 34-0  |
| Concordia-Moorhead   | L | 6-24  |
| St. John's           | L | 12-21 |
| St. Thomas           | L | 20-22 |
| Macalester           | W | 42-0  |
| Augsburg             | L | 6-14  |
| Gustavus Adolphus    | L | 20-21 |

1965 (4-5-0/MIAC: 3-4; 5th)

Coach: Jim Malosky

Captain: Ray Norsted

|                    |   |       |
|--------------------|---|-------|
| Wisconsin-Superior | W | 38-6  |
| North Dakota State | L | 8-55  |
| Gustavus Adolphus  | L | 6-17  |
| Hamline            | W | 22-16 |
| Concordia-Moorhead | L | 12-48 |
| St. John's         | L | 8-17  |
| St. Thomas         | L | 6-20  |
| Macalester         | W | 34-6  |
| Augsburg           | W | 16-0  |

1966 (5-3-1/MIAC: 4-2-1; 3rd)

Coach: Jim Malosky

Captain: Steve Sands

|                    |   |       |
|--------------------|---|-------|
| South Dakota State | L | 0-27  |
| Augsburg           | L | 0-13  |
| Gustavus Adolphus  | T | 14-14 |
| Hamline            | L | 6-18  |
| Concordia-Moorhead | W | 18-6  |
| St. John's         | W | 22-7  |
| St. Thomas         | W | 20-14 |
| Macalester         | W | 47-6  |
| Wisconsin-Superior | W | 40-0  |

1967 (7-1-1/MIAC: 5-1-1; T-2nd)

Coach: Jim Malosky

Captain: Eric Eversley

|                    |   |       |
|--------------------|---|-------|
| Wisconsin-Superior | W | 68-14 |
| South Dakota State | W | 12-7  |
| St. Thomas         | W | 42-26 |
| Macalester         | W | 38-10 |
| Augsburg           | W | 29-0  |
| Gustavus Adolphus  | L | 16-26 |
| Hamline            | W | 22-13 |
| Concordia-Moorhead | T | 8-8   |
| St. John's         | W | 12-7  |

1968 (4-6-0/MIAC: 2-5; 7th)

Coach: Jim Malosky

Captain: Neil Ladsten

|                    |   |       |
|--------------------|---|-------|
| Wisconsin-Superior | W | 33-6  |
| MSU-Moorhead       | W | 36-26 |
| St. John's         | L | 6-21  |
| St. Thomas         | L | 16-18 |
| Macalester         | W | 26-6  |
| Augsburg           | W | 23-0  |
| Gustavus Adolphus  | L | 6-10  |
| Hamline            | L | 22-32 |
| Concordia-Moorhead | L | 14-23 |
| MSU-Mankato        | L | 23-28 |

1969 (4-6-0/MIAC: 2-5; 6th)

Coach: Jim Malosky

Captain: Al Decker

|                    |   |       |
|--------------------|---|-------|
| Wisconsin-Superior | W | 36-0  |
| MSU-Moorhead       | W | 26-12 |
| St. John's         | L | 12-16 |
| St. Thomas         | W | 27-8  |
| Macalester         | L | 35-38 |
| Augsburg           | W | 37-6  |
| Gustavus Adolphus  | L | 14-20 |
| Hamline            | L | 12-32 |
| Concordia-Moorhead | L | 7-28  |
| MSU-Mankato        | L | 6-42  |

1970 (7-2-1/MIAC: 4-2-1; 3rd)

Coach: Jim Malosky

Captains: Tom Cady, Slats Fairbanks

|                    |   |       |
|--------------------|---|-------|
| Wisconsin-Superior | W | 20-0  |
| MSU-Moorhead       | W | 23-7  |
| Concordia-Moorhead | W | 14-8  |
| St. John's         | L | 18-22 |
| St. Thomas         | W | 3-0   |
| Macalester         | T | 14-14 |
| Augsburg           | W | 16-15 |
| Gustavus Adolphus  | L | 15-41 |
| Hamline            | W | 14-0  |
| St. Cloud State    | W | 16-10 |

1971 (6-3-1/MIAC: 5-2; 3rd)

Coach: Jim Malosky

Captains: John Zupetz, Pete Furo

|                     |   |       |
|---------------------|---|-------|
| Wisconsin-Superior  | W | 10-0  |
| MSU-Moorhead        | T | 14-14 |
| Hamline             | L | 7-10  |
| Concordia-Moorhead  | W | 13-0  |
| St. John's          | W | 22-21 |
| St. Thomas          | W | 14-0  |
| Macalester          | W | 16-7  |
| Augsburg            | W | 38-0  |
| Gustavus Adolphus   | L | 12-18 |
| Wisconsin-Milwaukee | L | 0-13  |

1972 (5-4-0/MIAC: 4-3; T-3rd)

Coach: Jim Malosky

Captain: Steve Skildum

|                    |   |       |
|--------------------|---|-------|
| Wisconsin-Superior | W | 12-0  |
| MSU-Moorhead       | L | 6-14  |
| Gustavus Adolphus  | L | 12-17 |
| Hamline            | W | 49-13 |
| Concordia-Moorhead | W | 10-9  |
| St. John's         | L | 0-34  |
| St. Thomas         | W | 21-19 |
| Macalester         | W | 56-0  |
| Augsburg           | L | 27-28 |

1973 (8-1-0/MIAC: 6-1; T-1st)

Coach: Jim Malosky

Captains: Darrell McKibbon, Scott Lyons, Eric Kaiser

|                    |   |       |
|--------------------|---|-------|
| Wisconsin-Superior | W | 29-0  |
| Michigan Tech      | W | 7-0   |
| Augsburg           | L | 12-14 |
| Gustavus Adolphus  | W | 14-13 |
| Hamline            | W | 17-13 |
| Concordia-Moorhead | W | 16-13 |
| St. John's         | W | 28-12 |
| St. Thomas         | W | 30-13 |
| Macalester         | W | 21-0  |

1974 (7-2-1/MIAC: 4-2-1; T-3rd)

Coach: Jim Malosky

Captain: Mark Johnson, Barry Becklin

|                    |   |       |
|--------------------|---|-------|
| Wisconsin-Superior | W | 20-14 |
| Minnesota-Morris   | W | 20-0  |
| Gustavus Adolphus  | W | 22-0  |
| St. Cloud State    | W | 20-14 |
| Macalester         | W | 6-0   |
| St. John's         | W | 15-0  |
| Concordia-Moorhead | W | 14-10 |
| Augsburg           | L | 6-7   |
| Hamline            | T | 0-0   |
| St. Olaf           | L | 0-7   |

1975 (8-2-0/MIAC: 6-1; 2nd)

Coach: Jim Malosky

Captain: Terry Egerdahl

|                    |   |       |
|--------------------|---|-------|
| Wisconsin-Superior | W | 34-6  |
| Minnesota-Morris   | W | 22-13 |
| Gustavus Adolphus  | W | 28-0  |
| St. Cloud State    | L | 16-34 |
| Macalester         | W | 13-7  |
| St. John's         | L | 10-13 |
| Concordia-Moorhead | W | 10-6  |
| Augsburg           | W | 16-3  |
| Hamline            | W | 38-6  |
| St. Olaf           | W | 14-6  |

1976 (6-4-0/NIC: 5-2; T-2nd)

Coach: Jim Malosky

Captain: Pat Kubat

|                    |   |       |
|--------------------|---|-------|
| Winona State       | W | 40-0  |
| Wisconsin-Superior | W | 35-7  |
| St. Cloud State    | L | 0-10  |
| Northern Michigan  | L | 0-44  |
| Minnesota-Morris   | L | 6-35  |
| SMSU               | W | 70-0  |
| Bemidji State      | W | 42-13 |
| St. Thomas         | W | 24-0  |
| MSU-Moorhead       | L | 13-14 |
| Michigan Tech      | W | 21-14 |

1977 (7-3-0/NIC: 4-3; T-4th)

Coach: Jim Malosky

Captain: Dave Nelson

|                    |   |       |
|--------------------|---|-------|
| Michigan Tech      | W | 28-6  |
| Wisconsin-Superior | W | 33-0  |
| Bemidji State      | L | 18-21 |
| St. Cloud State    | W | 12-0  |
| Minnesota-Morris   | L | 14-17 |
| SMSU               | W | 49-7  |
| MSU-Mankato        | W | 21-6  |
| St. Thomas         | W | 20-0  |
| MSU-Moorhead       | L | 8-21  |
| Winona State       | W | 43-0  |

1978 (7-3-0/NIC:6-2; T-2nd)

Coach: Jim Malosky

Captain: Kelly Fleissner

|                    |   |       |
|--------------------|---|-------|
| Wisconsin-Superior | W | 21-14 |
| Bemidji State      | W | 42-0  |
| Michigan Tech      | W | 24-19 |
| Minnesota-Morris   | L | 7-12  |
| MSU-Mankato        | W | 26-7  |
| SMSU               | W | 57-0  |
| St. Cloud State    | L | 23-30 |
| Wisconsin-Stout    | L | 2-21  |
| Winona State       | W | 14-0  |
| MSU-Moorhead       | W | 32-6  |

1979 (8-2-0/NIC: 7-1; T-1st)

Coach: Jim Malosky

Captain: Roger Ollila

|                    |   |       |
|--------------------|---|-------|
| Wisconsin-Superior | W | 49-0  |
| Bemidji State      | W | 40-3  |
| Michigan Tech      | W | 17-7  |
| Minnesota-Morris   | L | 17-19 |
| MSU-Mankato        | W | 21-7  |
| SMSU               | W | 37-0  |
| St. Cloud State    | W | 14-6  |
| Wisconsin-Stout    | L | 0-13  |
| Winona State       | W | 39-17 |
| MSU-Moorhead       | W | 34-8  |

1980 (10-0-0/NIC: 8-0; 1st)

Coach: Jim Malosky

Captain: Amory Bodin

|                      |   |       |
|----------------------|---|-------|
| Wisconsin-Superior   | W | 49-0  |
| Minnesota-Morris     | W | 24-21 |
| MSU-Mankato          | W | 38-6  |
| Northwestern College | W | 24-7  |
| SMSU                 | W | 28-7  |
| St. Cloud State      | W | 35-12 |
| Bemidji State        | W | 55-7  |
| Winona State         | W | 38-0  |
| MSU-Moorhead         | W | 32-9  |
| Northern State       | W | 31-7  |

1981 (9-1-0/NIC: 5-1; 2nd)

Coach: Jim Malosky

Captain: Tom Lawrence

|                      |   |       |
|----------------------|---|-------|
| Wisconsin-Superior   | W | 68-23 |
| Minnesota-Morris     | W | 23-7  |
| MSU-Mankato          | W | 21-9  |
| Northwestern College | W | 27-6  |
| SMSU                 | W | 32-3  |
| St. Cloud State      | W | 10-7  |
| Bemidji State        | W | 21-3  |
| Winona State         | W | 49-10 |
| MSU-Moorhead         | L | 0-29  |
| Northern State       | W | 44-10 |

1982 (7-2-0/NIC: 5-1; 2nd)

Coach: Jim Malosky

Captain: Boyd Hanson

|                    |   |       |
|--------------------|---|-------|
| Wisconsin-Superior | W | 39-3  |
| Northern Michigan  | L | 21-48 |
| MSU-Mankato        | W | 42-17 |
| SMSU               | W | 51-13 |
| MSU-Moorhead       | L | 20-30 |
| Winona State       | W | 32-8  |
| Minnesota-Morris   | W | 35-17 |
| Northern State     | W | 30-7  |
| Bemidji State      | W | 28-0  |

1983 (6-4-0/NIC: 4-2; T-2nd)

Coach: Jim Malosky

Captain: Mark Ogren

|                    |   |       |
|--------------------|---|-------|
| Wisconsin-Superior | W | 12-7  |
| Northern Michigan  | L | 7-23  |
| (Truman)State      | L | 19-20 |
| SMSU               | W | 30-17 |
| MSU-Moorhead       | W | 20-14 |
| Winona State       | L | 14-28 |
| Minnesota-Morris   | W | 42-0  |
| Northern State     | L | 8-10  |
| Bemidji State      | W | 24-15 |
| St. John's#        | W | 30-7  |

1984 (6-4-0/NIC: 4-2; T-3rd)

Coach: Jim Malosky

Captain: Andy Verhel

|                        |   |       |
|------------------------|---|-------|
| Wisconsin-Superior     | W | 32-0  |
| MSU-Mankato            | L | 0-34  |
| Northern Michigan      | L | 14-24 |
| SMSU                   | W | 25-6  |
| MSU-Moorhead           | L | 7-14  |
| Winona State           | W | 16-14 |
| Minnesota-Morris       | L | 14-31 |
| Northern State         | W | 32-3  |
| Bemidji State          | W | 19-0  |
| Wisconsin-Platteville# | W | 10-0  |

1985 (8-2-0/NIC: 6-0; 1st)

Coach: Jim Malosky

Captain: Steve Peterson

|                    |   |       |
|--------------------|---|-------|
| Wisconsin-Superior | W | 28-0  |
| St. Cloud State    | L | 10-24 |
| Northern Michigan  | L | 14-51 |
| SMSU               | W | 17-13 |
| MSU-Moorhead       | W | 38-10 |
| Winona State       | W | 50-0  |
| Minnesota-Morris   | W | 19-17 |
| Northern State     | W | 20-0  |
| Bemidji State      | W | 10-7  |
| #Minnesota-Morris  | W | 20-10 |

1986 (8-1-2^/NIC: 4-0-2; T-1st)

Coach: Jim Malosky

Captain: Mark Turcott

|                    |   |       |
|--------------------|---|-------|
| Wisconsin-Superior | W | 27-6  |
| St. Cloud State    | W | 27-7  |
| Michigan Tech      | W | 31-15 |
| MSU-Moorhead       | W | 28-3  |
| Winona State       | W | 49-0  |
| Minnesota-Morris   | T | 7-7   |
| Northern State     | W | 56-0  |
| Bemidji State      | T | 3-3   |
| Northern Michigan  | L | 29-35 |
| SMSU               | W | 35-8  |
| Northwestern (IA)# | W | 69-0  |

1987 (8-3-0^/NIC: 5-1; 1st)

Coach: Jim Malosky

Captains: Mike Louhi, Jim Malosky Jr., Phil

Peichel

|                    |   |       |
|--------------------|---|-------|
| Wisconsin-Superior | W | 16-13 |
| St. Cloud State    | L | 15-22 |
| Michigan Tech      | W | 41-10 |
| MSU-Moorhead       | W | 31-14 |
| Winona State       | W | 28-10 |
| Minnesota-Morris   | W | 56-3  |
| Northern State     | W | 30-8  |
| Bemidji State      | W | 40-0  |
| Northern Michigan  | L | 10-23 |
| SMSU               | L | 14-27 |
| MSU-Moorhead#      | W | 24-17 |

1988 (7-4-0/NIC: 4-2; 3rd)

Coach: Jim Malosky

Captain: Jeff Dunnell

|                    |   |       |
|--------------------|---|-------|
| Wisconsin-Superior | W | 52-7  |
| North Dakota       | L | 14-28 |
| Northern Michigan  | L | 7-24  |
| Winona State       | W | 33-7  |
| Minnesota-Morris   | W | 22-10 |
| Northern State     | L | 7-17  |
| Bemidji State      | W | 43-3  |
| Michigan Tech      | W | 41-0  |
| SMSU               | W | 55-14 |
| MSU-Moorhead       | L | 3-13  |
| Luther College#    | W | 24-0  |

1989 (5-5-0/NIC: 3-3; T-4th)

Coach: Jim Malosky

Captain: Dale Gessell

|                      |   |          |
|----------------------|---|----------|
| Wisconsin-Superior   | W | 42-6     |
| North Dakota         | L | 14-17    |
| Wisconsin-Eau Claire | L | 10-16    |
| Winona State         | W | 54-6     |
| Minnesota-Morris     | W | 13-10 OT |
| Northern State       | L | 3-6      |
| Bemidji State        | W | 26-6     |
| Michigan Tech        | W | 31-7     |
| SMSU                 | L | 0-7      |
| MSU-Moorhead         | L | 12-16    |

1990 (9-1-1/NIC: 5-1; T-1st)

Coach: Jim Malosky

Captain: Ron Viaene

|                      |   |       |
|----------------------|---|-------|
| St. Cloud State      | W | 17-14 |
| Wisconsin-Eau Claire | W | 35-14 |
| Humboldt State       | T | 7-7   |
| Minnesota-Morris     | W | 14-7  |
| Northern State       | L | 17-20 |
| Bemidji State        | W | 28-17 |
| Michigan Tech        | W | 33-15 |
| SMSU                 | W | 19-7  |
| MSU-Moorhead         | W | 34-23 |
| Winona State         | W | 41-12 |
| Northern State#      | W | 21-0  |

1991 (6-4-0/NIC: 4-1; 3rd)

Coach: Jim Malosky

Captain: Dale Roehl

|                      |                  |       |
|----------------------|------------------|-------|
| Montana State        | L                | 14-30 |
| Wisconsin-Eau Claire | W                | 21-7  |
| St. Cloud State      | L                | 14-17 |
| St. Francis          | L                | 33-35 |
| Minnesota-Morris     | W                | 34-0  |
| Northern State       | W                | 21-14 |
| Bemidji State        | W                | 48-19 |
| Michigan Tech        | W                | 28-21 |
| SMSU                 | L                | 7-43  |
| MSU-Moorhead         | Cancelled (snow) |       |
| Winona State         | W                | 38-6  |

1992 (5-5-1/NSIC: 4-1-1; T-2nd)

Coach: Jim Malosky

Captains: Mark Adler, Bob Schwartz

|                      |   |       |
|----------------------|---|-------|
| Wisconsin-Eau Claire | W | 17-6  |
| St. Cloud State      | L | 0-33  |
| St. Francis          | L | 17-42 |
| Northern State       | W | 9-0   |
| Bemidji State        | W | 22-13 |
| Michigan Tech        | L | 20-40 |
| SMSU                 | T | 18-18 |
| MSU-Moorhead         | L | 6-21  |
| Winona State         | W | 21-0  |
| Minnesota-Morris     | W | 41-22 |
| Northern Arizona     | L | 22-31 |

1993 (8-3-0/NSIC: 4-2; T-2nd)

Coach: Jim Malosky

Captain: Greg Valaskey

|                      |   |       |
|----------------------|---|-------|
| Wisconsin-Eau Claire | W | 24-15 |
| St. Cloud State      | L | 0-47  |
| Wisconsin-Stout      | W | 14-11 |
| Northern State       | L | 22-26 |
| Bemidji State        | W | 20-0  |
| Michigan Tech        | W | 32-3  |
| SMSU                 | W | 31-28 |
| MSU-Moorhead         | W | 23-0  |
| Winona State         | L | 15-17 |
| Minnesota-Morris     | W | 35-13 |
| Wayne State (Neb.)#  | W | 29-28 |

1994 (4-7-0/NSIC: 3-3; T-4th)

Coach: Jim Malosky

Captain: Marc Achterkirch

|                       |   |       |
|-----------------------|---|-------|
| Montana State         | L | 7-37  |
| St. Cloud State       | L | 7-35  |
| Portland State        | L | 21-35 |
| Bemidji State         | W | 48-13 |
| Wisconsin River Falls | W | 17-14 |
| SMSU                  | W | 21-9  |
| MSU-Moorhead          | L | 7-17  |
| Winona State          | L | 20-40 |
| Minnesota-Morris      | W | 42-0  |
| Northern State        | L | 15-20 |
| Idaho State           | L | 24-29 |

1995 (8-2-1/NSIC: 5-0-1; T-1st)

Coach: Jim Malosky

Captain: Brian Potocnik

|                    |   |       |
|--------------------|---|-------|
| Wisconsin-Stout    | W | 21-20 |
| St. Cloud State    | L | 23-29 |
| Montana            | L | 6-54  |
| Bemidji State      | W | 40-9  |
| Wayne State (Neb.) | W | 22-15 |
| SMSU               | W | 28-21 |
| MSU-Moorhead       | T | 14-14 |
| Winona State       | W | 24-20 |
| Minnesota-Morris   | W | 35-0  |
| Northern State     | W | 28-7  |
| SMSU               | W | 13-6  |

1996 (8-3/NSIC: 6-0; 1st)

Coach: Jim Malosky

Captain: Kurt King

|                      |   |       |
|----------------------|---|-------|
| MSU-Mankato          | L | 18-34 |
| St. Cloud State      | L | 16-34 |
| Montana State        | L | 0-37  |
| Wayne State (Neb.)   | W | 50-21 |
| SMSU                 | W | 28-27 |
| MSU-Moorhead         | W | 39-22 |
| Winona State         | W | 55-30 |
| Minnesota-Morris     | W | 52-0  |
| Northern State       | W | 48-20 |
| Bemidji State        | W | 49-0  |
| Wisconsin-La Crosse# | W | 13-6  |

1997 (4-6/NSIC: 4-2; 2nd)

Coach: Jim Malosky

Captain: Josh Sandell

|                   |   |       |
|-------------------|---|-------|
| Northern Michigan | L | 7-24  |
| MSU-Mankato       | L | 20-31 |
| St. Cloud State   | L | 13-25 |
| Northern Arizona  | L | 6-40  |
| SMSU              | L | 14-20 |
| MSU-Moorhead      | W | 31-14 |
| Winona State      | L | 35-63 |
| Minnesota-Morris  | W | 48-7  |
| Northern State    | W | 35-7  |
| Bemidji State     | W | 41-0  |

1998 (4-7/NSIC: 3-3; 4th)

Interim Co-Coaches: Vince Repesh, Jim Malosky Jr

Captain: Trevor Theelke

|                           |   |       |
|---------------------------|---|-------|
| MSU-Mankato               | L | 7-31  |
| Northern Michigan         | L | 14-24 |
| Wisconsin-Eau Claire      | L | 14-28 |
| Southwest Minnesota State | W | 13-7  |
| MSU-Moorhead              | W | 37-34 |
| Winona State              | L | 19-27 |
| Minnesota-Morris          | W | 41-6  |
| Northern State            | L | 7-34  |
| Bemidji State             | L | 18-48 |
| Wayne State (Neb.)        | W | 41-13 |
| MSU-Moorhead#             | L | 27-37 |

1999 (3-8/NSIC: 3-5; T-6th)

Coach: Bob Nielson

Captain: Jeff Wenngatz

|                      |   |       |
|----------------------|---|-------|
| MSU-Mankato          | L | 15-37 |
| St. Cloud State      | L | 0-49  |
| Minnesota-Crookston  | W | 27-24 |
| SMSU                 | L | 9-14  |
| MSU-Moorhead         | L | 14-20 |
| Concordia-St. Paul   | L | 27-35 |
| Northern State       | L | 7-16  |
| Bemidji State        | L | 26-35 |
| Wayne State (Neb.)   | W | 31-19 |
| Winona State         | W | 21-17 |
| Wisconsin-La Crosse# | L | 21-22 |

2000 (7-4/NSIC: 5-3; T-3rd)

Coach: Bob Nielson

Captains: Erik Conner, Chris Markas

|                     |         |       |
|---------------------|---------|-------|
| MSU-Mankato         | W       | 23-18 |
| St. Cloud State     | W       | 36-29 |
| Minnesota-Crookston | W       | 13-9  |
| SMSU                | W       | 35-24 |
| MSU-Moorhead        | W       | 26-7  |
| Concordia-St. Paul  | L       | 27-37 |
| Northern State      | L       | 26-49 |
| Bemidji State       | W       | 38-19 |
| Wayne State (Neb.)  | W       | 45-13 |
| Winona State        | L (2OT) | 31-34 |
| Wisconsin-Stout#    | L       | 15-17 |

2001 (9-3/NSIC: 7-2; 2nd)

Coach: Bob Nielson

Captains: Rob Tadych, Kevin Westbrook

|                         |   |       |
|-------------------------|---|-------|
| MSU-Mankato             | W | 31-28 |
| South Dakota            | W | 14-10 |
| Minnesota-Morris        | W | 71-0  |
| Minnesota-Crookston     | L | 13-17 |
| SMSU                    | W | 51-7  |
| MSU-Moorhead            | W | 35-14 |
| Concordia-St. Paul      | W | 19-16 |
| Northern State          | W | 48-0  |
| Bemidji State           | W | 42-38 |
| Wayne State (Neb.)      | W | 37-17 |
| Winona State#           | L | 30-33 |
| Central Missouri State~ | L | 17-48 |

2002 (11-1/NSIC: 9-0; 1st)

Coach: Bob Nielson

Captains: Nate Davis, Ricky Fritz, Peter

Lawton

|                     |   |       |
|---------------------|---|-------|
| MSU-Mankato         | W | 44-9  |
| South Dakota        | W | 23-21 |
| Minnesota-Morris    | W | 44-6  |
| Minnesota-Crookston | W | 76-14 |
| SMSU                | W | 38-7  |
| MSU-Moorhead        | W | 53-27 |
| Concordia-St. Paul  | W | 36-12 |
| Northern State      | W | 48-22 |
| Bemidji State       | W | 52-25 |
| Wayne State (Neb.)  | W | 42-3  |
| Winona State        | W | 42-25 |
| NMSU                | L | 41-45 |

2003 (8-3/NSIC: 6-2; 3rd)

Coach: Bob Nielson

Captains: Tim Battaglia, Cash Langeness,  
Dave Otto, Adam Skinner, Dan Soldner

|                     |   |       |
|---------------------|---|-------|
| MSU-Mankato         | W | 40-20 |
| South Dakota        | L | 7-10  |
| SMSU                | W | 39-0  |
| Northern State      | L | 7-46  |
| Waldorf College     | W | 73-6  |
| Wayne State (Neb.)  | W | 49-18 |
| Minnesota-Crookston | W | 28-0  |
| Concordia-St. Paul  | W | 56-33 |
| Bemidji State       | W | 34-21 |
| MSU-Moorhead        | W | 51-20 |
| Winona State        | L | 17-24 |

2004 (4-7/NCC: 1-5; 6th)

Coach: Kyle Schweigert

Captains: Adam Fehhelm, Geoff Fischer,  
Luke Jipson, Pat Kelly, Russ Rabe, Dave

Ruffedt

|                     |   |       |
|---------------------|---|-------|
| Chadron State       | W | 35-21 |
| Concordia-St. Paul  | L | 6-38  |
| Wisconsin-La Crosse | L | 13-34 |
| MSU-Moorhead        | W | 14-10 |
| Upper Iowa          | W | 30-7  |
| MSU-Mankato         | L | 13-34 |
| Nebraska-Omaha      | L | 24-38 |
| North Dakota        | L | 0-26  |
| Augustana College   | W | 47-16 |
| South Dakota        | L | 21-48 |
| St. Cloud State     | L | 0-28  |

2005 (8-4/NCC: 4-2; T-1st)

Coach: Kyle Schweigert

Captains: Ben Bowditch, Brandon Cooley,  
Kevin Krenz, Chris Lapakko

|                    |   |       |
|--------------------|---|-------|
| Chadron State      | W | 28-17 |
| Concordia-St. Paul | W | 31-10 |
| Northern Iowa      | L | 14-49 |
| MSU-Moorhead       | W | 55-7  |
| Upper Iowa         | W | 18-7  |
| MSU-Mankato        | W | 28-23 |
| Nebraska-Omaha     | W | 38-35 |
| North Dakota       | L | 10-33 |
| Augustana College  | L | 23-26 |
| South Dakota       | W | 56-43 |
| St. Cloud State    | W | 45-28 |
| North Dakota@      | L | 12-23 |

2006 (6-4/NCC: 4-4; 4th)

Coach: Kyle Schweigert

Captains: Mark Knudsen, Kevin Krenz, Trent  
Scheidecker, Ted Schlafke

|                     |        |       |
|---------------------|--------|-------|
| Bemidji State       | W      | 23-7  |
| U. of Mary          | W      | 42-14 |
| South Dakota        | L      | 14-27 |
| Central Washington  | W      | 31-25 |
| Western Washington. | W      | 20-10 |
| Augustana College   | L      | 7-35  |
| MSU-Mankato         | W (OT) | 16-13 |
| Nebraska Omaha      | L      | 14-38 |
| North Dakota        | L      | 14-38 |
| St. Cloud State     | W      | 29-24 |

2007 (4-6/NCC: 3-5; T-5th)

Coach: Kyle Schweiert

Captains: Nate Fears, Jon Ruffedt, Ted  
Schlafke

|                        |   |       |
|------------------------|---|-------|
| Bemidji State          | W | 31-14 |
| Missouri Western State | L | 27-45 |
| South Dakota           | L | 22-36 |
| Central Washington     | L | 21-43 |
| Western Washington.    | W | 22-14 |
| Augustana College      | W | 34-7  |
| MSU-Mankato            | L | 14-35 |
| Nebraska Omaha         | L | 17-42 |
| North Dakota           | L | 14-31 |
| St. Cloud State        | W | 23-13 |

2008 (15-0/NSIC: 10-0; 1st)

Coach: Bob Nielson

Captains: Nate Baier, Jim Johnson, Ted  
Schlafke, Tyler Yelk

|                           |        |       |
|---------------------------|--------|-------|
| Concordia-St. Paul        | W      | 40-0  |
| Missouri Western State    | W      | 47-18 |
| SMSU                      | W      | 43-21 |
| Augustana College         | W      | 40-10 |
| U. of Mary.               | W      | 44-7  |
| MSU-Moorhead              | W      | 52-10 |
| Northern State            | W      | 55-7  |
| St. Cloud State           | W      | 38-21 |
| Bemidji State             | W      | 48-21 |
| Minnesota-Crookston       | W      | 63-7  |
| Winona State              | W      | 38-7  |
| Chadron State@            | W      | 20-10 |
| Grand Valley State@       | W (OT) | 19-13 |
| California U. (Pa.)@      | W      | 45-7  |
| Northwest Missouri State+ | W      | 21-14 |

2009 (11-2/NSIC: 10-0; 1st)

Coach: Bob Nielson

Captains: Tobias Lemke, Cole Strilzuk,  
Brandon Wood

|                      |   |       |
|----------------------|---|-------|
| Concordia-St. Paul.  | W | 56-0  |
| Central Washington.  | L | 10-13 |
| SMSU                 | W | 34-27 |
| Augustana College.   | W | 42-21 |
| U. of Mary           | W | 35-7  |
| MSU-Moorhead.        | W | 76-7  |
| Northern State       | W | 42-0  |
| St. Cloud State.     | W | 31-7  |
| Bemidji State        | W | 35-34 |
| Minnesota-Crookston. | W | 44-0  |
| Winona State         | W | 41-16 |
| Nebraska-Kearney@    | W | 42-7  |
| Grand Valley State@  | L | 10-24 |

2010 (15-0/NSIC: 10-0; 1st)

Coach: Bob Nielson

Captains: Isaac Odum, Kiel Fechtelkotter

|                     |       |       |
|---------------------|-------|-------|
| Central Washington. | W     | 35-10 |
| Upper Iowa          | W     | 62-13 |
| Wayne State (Neb.)  | W     | 42-10 |
| Bemidji State       | W     | 44-21 |
| MSU-Moorhead.       | W     | 56-7  |
| Winona State        | W     | 59-17 |
| U. of Mary.         | W     | 49-0  |
| Northern State      | W     | 27-7  |
| St. Cloud State.    | W     | 40-17 |
| Minnesota Crookston | W     | 55-7  |
| MSU-Mankato*        | W     | 45-21 |
| St. Cloud State@    | W(OT) | 20-17 |
| Augustana College@  | W     | 24-13 |
| NMSU                | W     | 17-13 |
| Delta State+        | W     | 20-17 |

2011 (11-3/NSIC: 8-2; T-1st)

Coach: Bob Nielson

Captains: Cory Flesch, Rob Huberty

|                       |        |       |
|-----------------------|--------|-------|
| Augustana .           | W      | 20-12 |
| Upper Iowa            | W      | 49-22 |
| Wayne State (Neb.)    | L      | 0-7   |
| Bemidji State         | W      | 26-23 |
| MSU-Moorhead.         | W      | 49-21 |
| Winona State          | W      | 24-6  |
| U. of Mary.           | W      | 41-28 |
| Northern State        | W      | 37-6  |
| St. Cloud State.      | L      | 7-35  |
| Minnesota Crookston   | W      | 49-7  |
| MSU-Mankato           | W      | 31-19 |
| Saginaw Valley State@ | W (OT) | 30-27 |
| CSU-Pueblo@           | W      | 24-21 |
| Wayne State (Mich.) @ | L      | 25-31 |

2012 (10-2/NSIC: 10-1; 1st)

Coach: Bob Nielson

Captains: Joe Akey, Cameron Harper, Garth Heikkinen, Ben Helmer, Chase Vogler

|                                |   |       |
|--------------------------------|---|-------|
| SMSU                           | W | 45-20 |
| Winona State                   | W | 38-16 |
| Concordia-St. Paul             | W | 70-24 |
| Augustana College              | W | 42-34 |
| St. Cloud State.               | L | 49-51 |
| MSU-Moorhead                   | W | 45-14 |
| Minot State.                   | W | 44-6  |
| Bemidji State                  | W | 30-0  |
| Minnesota-Crookston.           | W | 38-14 |
| U. of Mary                     | W | 53-14 |
| Northern State                 | W | 49-31 |
| Missouri Western State@L (3OT) |   | 55-57 |

2013 (11-2/NSIC: 10-1; T-2nd)

Coach: Curt Wiese

Captains: Travis Nordhus, Tom Olson, Colby Ring, Aaron Roth, Nate Zuk

|                     |   |       |
|---------------------|---|-------|
| Sioux Falls         | W | 32-7  |
| Upper Iowa          | W | 37-19 |
| MSU-Mankato         | L | 17-21 |
| Wayne State.        | W | 64-21 |
| St. Cloud State     | W | 34-7  |
| MSU-Moorhead.       | W | 69-45 |
| Minot State         | W | 52-0  |
| Bemidji State.      | W | 31-21 |
| Minnesota Crookston | W | 57-3  |
| U. of Mary          | W | 32-14 |
| Northern State      | W | 39-7  |
| Emporia State@      | W | 55-13 |
| NMSU                | L | 21-45 |

2014 (13-1/NSIC: 11-0; T-1st)

Coach: Curt Wiese

Captains: Jacob Brusehaver, Yusef Hassan, Aaron Roth

|                     |        |       |
|---------------------|--------|-------|
| Concordia-St. Paul  | W      | 20-13 |
| Augustana           | W (OT) | 23-22 |
| SMSU                | W      | 38-7  |
| Winona State.       | W      | 28-21 |
| MSU-Moorhead        | W      | 63-28 |
| St. Cloud State.    | W      | 44-21 |
| Northern State      | W      | 43-30 |
| Bemidji State.      | W      | 38-10 |
| Minnesota Crookston | W      | 77-3  |
| U. of Mary          | W      | 53-35 |
| Minot State         | W      | 56-0  |
| NMSU                | W      | 25-21 |
| Ouachita Baptist@   | W (OT) | 48-45 |
| MSU-Mankato@        | L      | 17-44 |

2015 (9-3/NSIC: 8-3; T-4th)

Coach: Curt Wiese

Captains: Beau Bates, Drew Bauer, Jonathan Harden, Logan Lauters, Brent Stiglich

|                      |   |       |
|----------------------|---|-------|
| Minnesota State      | L | 17-20 |
| Wayne State          | W | 48-7  |
| Sioux Falls          | L | 31-35 |
| Upper Iowa.          | W | 28-24 |
| MSU-Moorhead         | W | 47-14 |
| St. Cloud State.     | W | 34-27 |
| U-Mary               | W | 45-0  |
| Minnesota Crookston. | W | 66-17 |
| Northern State       | L | 15-23 |
| Bemidji State        | W | 14-9  |
| Minot State          | W | 36-10 |
| Fort Hays State~     | W | 30-22 |

2016 (10-2, 10-1 NSIC)

Coach: Curt Wiese

Captains: Peter Bateman, Beau Bates, Drew Bauer, Beau Bofferding.

|                       |   |       |
|-----------------------|---|-------|
| Southwest Minn. State | L | 42-38 |
| Winona State          | W | 34-31 |
| Concordia-St. Paul    | W | 52-49 |
| Augustana (S.D.)      | W | 41-38 |
| MSU Moorhead          | W | 42-34 |
| Minot State           | W | 38-7  |
| Northern State        | W | 39-19 |
| Bemidji State         | W | 54-47 |
| Minn. Crookston       | W | 54-23 |
| UMary                 | W | 75-14 |
| St. Cloud State       | W | 48-34 |
| Emporia State @       | L | 59-26 |

2017 (9-3, 9-2 NSIC)

Coach: Curt Wiese

Captains: Jason Balts, Zach Bassuener, Nolan Folkert, Nate Ricci, Ty Sullivan.

|                    |         |       |
|--------------------|---------|-------|
| Sioux Falls        | L       | 26-7  |
| Upper Iowa         | W       | 33-21 |
| Minnesota State    | L       | 38-23 |
| Wayne State        | W (2OT) | 34-31 |
| St. Cloud State    | W       | 34-21 |
| MSU Moorhead       | W       | 23-14 |
| Northern State     | W       | 41-0  |
| Minot State        | W       | 37-0  |
| Bemidji State      | W       | 17-0  |
| Minn. Crookston    | W       | 54-6  |
| UMary              | W       | 62-27 |
| Central Missouri @ | L       | 38-28 |

2018 (11-1, 11-0 NSIC)

Coach: Curt Wiese

Captains: Jason Anderson, Jason Balts, Mitchell Johnson-Martin, A.J. Naatz, Nate Ricci.

|                       |         |       |
|-----------------------|---------|-------|
| Minot State           | W       | 49-3  |
| MSU Moorhead          | W       | 60-7  |
| St. Cloud State       | W       | 41-17 |
| Bemidji State         | W (2OT) | 26-19 |
| Concordia-St. Paul    | W       | 32-3  |
| Augustana (S.D.)      | W       | 28-17 |
| Southwest Minn. State | W       | 42-13 |
| Winona State          | W       | 37-17 |
| Minn. Crookston       | W       | 63-7  |
| UMary                 | W       | 55-0  |
| Northern State        | W       | 40-13 |
| Texas A&M Commerce @  | L       | 33-17 |

2019 (8-3, 8-3 NSIC)

Coach: Curt Wiese

Captains: Bill Atkins, Isaac Erdmann, Tom Johnson, John Larson, Johnny McCormick.

|                 |   |       |
|-----------------|---|-------|
| Minot State     | W | 52-7  |
| MSU Moorhead    | W | 48-20 |
| St. Cloud State | W | 20-14 |
| Bemidji State   | W | 42-7  |
| MSU-Mankato     | L | 52-7  |
| Wayne State     | W | 21-7  |
| Sioux Falls     | L | 34-4  |
| Upper Iowa      | L | 23-13 |
| Minn. Crookston | W | 63-0  |
| UMary           | W | 59-7  |
| Northern State  | W | 48-10 |

2020

Coach: Curt Wiese

Captains:

No Season: COVID-19

Home Games Are Listed in Boldface

@NCAA II Playoffs

+ NCAA II Championship (Florence, Ala.)

# NSIC Metrodome Classic (Minneapolis, Minn.)

~ Mineral Water Bowl (Excelsior Springs,

2021 (9-3, 9-2 NSIC)

Coach: Curt Wiese

Captains: John Larson, Johnny McCormick,  
Dan Monson, Zach Ojile, Nate Pearson.

|                    |   |       |
|--------------------|---|-------|
| Upper Iowa         | W | 41-14 |
| MSU-Mankato        | W | 30-10 |
| Winonna State      | W | 29-23 |
| Wayne State        | L | 28-31 |
| MSU Moorhead       | W | 26-21 |
| UMary              | W | 26-21 |
| Concordia-St. Paul | W | 33-13 |
| Bemidji State      | L | 35-42 |
| Minot State        | W | 34-21 |
| Augustana          | W | 41-15 |
| Northern State     | W | 49-35 |
| Angelo State@      | L | 14-48 |

2022 (8-3, 8-3 NSIC)

Coach: Curt Wiese

Captains: Brent Laing, Zach Ojile, Cole  
Refsnider, Armani Carmickle, Brad Dati, Wade  
Sullivan

|                    |   |       |
|--------------------|---|-------|
| SMSU               | W | 31-21 |
| MSU-Mankato        | L | 17-10 |
| Upper Iowa         | W | 28-6  |
| Sioux Falls        | L | 31-34 |
| MSU Moorhead       | W | 36-28 |
| UMary              | W | 49-14 |
| Concordia-St. Paul | W | 53-7  |
| Bemidji State      | L | 16-41 |
| Minot State        | W | 51-7  |
| Augustana          | W | 34-24 |
| Northern State     | W | 28-7  |

2023 (9-2, 8-2 NSIC T-2nd)

Coach: Curt Wiese

Captains: Nate Bursch, Treyvon Cahalan,  
Brad Dati, Marcus Glodowski, Kyle Walljasper

|                       |       |
|-----------------------|-------|
| Northern Michigan(H)  | 47-10 |
| Northern State        | 41-21 |
| Sioux Falls(H)        | 42-34 |
| SMSU                  | 33-0  |
| Winona State(H)       | 38-14 |
| Wayne State           | 18-28 |
| Mary(H)               | 46-0  |
| Minot State           | 42-0  |
| Bemidji State(H)      | 38-31 |
| Concordia St. Paul(H) | 44-32 |
| Minnesota State       | 33-21 |

2024 (7-4, 6-4 NSIC)

Coach: Curt Wiese

Captains: Drew Hennessey, Andrew Klopp,  
Jacob Mogensen, Sam Pitz, Kyle Walljasper,  
Aiden Williams.

|                        |   |       |
|------------------------|---|-------|
| Northern Michigan      | W | 35-7  |
| MSU-Moorhead(H)        | L | 29-30 |
| UMary                  | W | 43-7  |
| Southwest Minnesota(H) | W | 62-0  |
| Augustana              | L | 24-28 |
| Northern State(H)      | L | 21-24 |
| Sioux Falls            | L | 21-24 |
| Minot State(H)         | W | 35-21 |
| Winona State           | W | 42-38 |
| Concordia St. Paul     | W | 35-7  |
| Minnesota State(H)     | W | 30-16 |



Home Games Are Listed in Boldface

@NCAA II Playoffs

+ NCAA II Championship (Florence, Ala.)

# NSIC Metrodome Classic (Minneapolis,  
Minn.)

~ Mineral Water Bowl (Excelsior Springs,  
Mo.)

^ Later forfeited entire season

\* In Marshall, Minn.