




**UMD BULLDOG
FOOTBALL**
2025 RECORD BOOK



INSIDE...

CURRENT SEASON

The Current Bulldogs.....	2
Quick Facts.....	2
The Northern Sun Intercollegiate Conference	3
James S. Malosky Stadium	4
The Last Time... ..	5
This is Bulldog Football	6

POSTSEASON HONORS

Individual Awards.....	9
All-Americans	11-12
All-Conference Selections	13-14
Bulldogs and the NFL.....	15-16
Team Award Winners.....	17-18

PROGRAM HISTORY

Team Records	19
Individual Records.....	20-21
UMD Bests/Defensive Leaders	23-25
NCAA II National Champions	26-27
Year-By-Year Records	31-37
UMD Against the Competition	30



THE CURRENT BULLDOGS

Click through for current bios, schedule, and statistics.

[Schedule](#)

[Roster](#)

[Coaching Staff](#)

[Statistics](#)

[News Archive](#)

QUICK FACTS

UMD

Name University of Minnesota Duluth
 Founded 1895
 Enrollment 9,350
 Chancellor Charles Nies
 Athletic Director Forrest Karr
 Nickname..... Bulldogs
 School Colors Maroon and Gold
 National Affiliation.....NCAA Division II
 Conference..... NSIC
 NSIC Football Members: Augustana University (S.D.), Bemidji State University, Concordia University-St. Paul, Minnesota State University, Mankato, Minnesota State University-Moorhead, University of Mary, University of Minnesota Crookston, University of Minnesota Duluth, Minot State University, Northern State University, St. Cloud State University, University of Sioux Falls, Southwest Minnesota State University, Wayne State College (Neb.), Winona State University
 Stadium.....James S. Malosky Stadium
 Capacity..... 4,500
 Surface..... Artificial Turf

CURRENT STAFF

Head Coach..... **Curt Wiese**
 Alma Mater (Year) Minnesota State Mankato (2000)
 Record at UMD (Year) 104-27-0 (13th)
 Career College Coaching Record (Year) 113-38 (14th) (2020 season was cancelled due to Covid)
 Associate Head Coach/Offensive Coordinator.....
Chase Vogler
 Defensive Coordinator/Defensive Line & Outside Linebackers Coach.....**Trey Dil**
 Special Teams/Wide Receivers Coach ...**Luke Olson**
 Assistant Offensive Line Coach..... **Cory Flesch**
 Offensive Line Coach.....**Austan Davis**
 Secondary Coach/Recruiting Coordinator**Mekhi Ware**
 Cornerbacks Coach.....**Jalen Bethany**
 Tight Ends Coach.....**Dalton Creighton**
 Running Backs Coach.....**Jacob Lytton**
 Head Athletic Trainer **Jessa Schlafke**
 Equipment Manager **Dan Hersey**
 Head Strength & Conditioning Coach.....
Cory Chapp

PROGRAM HISTORY

First Year of Football..... 1930
 (no teams from 1943-45) (no 2020 season)
 All-Time Record (91st Season)562-281-24 (prior to 2024)
 NCAA II Championships..... 2 (2010, 2008)
 NCAA II Playoff Appearances..... 11 (2018, 2016, 2014, 2013, 2012, 2011, 2010, 2009, 2008, 2005, 2002)
 Bowl Appearances..... 3 (Mineral Water Bowl – 2017, 2015, 2001)
 NSIC Championships (Overall)21 (2021, 2018, 2014, 2012, 2011, 2010, 2009, 2008, 2002, 1996, 1995, 1990, 1985, 1980, 1979, 1948, 1946, 1939, 1937, 1934, 1932)
 NSIC North Division Championships.....12 (2019, 2018, 2017, 2016, 2015, 2014, 2013, 2012, 2011, 2010, 2009, 2008)
 North Central Conference Championships..... 1 (2005)
 Minnesota Intercollegiate Athletic Conference Championships.....3 (1973, 1961, 1960)

From its modest origin as a six-team alliance some 89 years ago, the Northern Sun Intercollegiate Conference has matured into a 16-team union of upper Midwest colleges and universities to form arguably the strongest affiliation in NCAA Division II sports.

The NSIC can trace its roots to 1932 when six schools, including Bemidji State University, Minnesota State University-Mankato, Minnesota State University-Moorhead, St. Cloud State University, the University of Minnesota Duluth and Winona State University signed on as charter members. All remain active subscribers of the league today.

Southwestb Minnesota State University was added in 1969, followed by Northern State University in 1978, Wayne State College (Neb.) in 1998, Concordia University-St. Paul and the University of Minnesota-Crookston in 1999, the University of Mary and Upper Iowa University in 2006, and Augustana College in 2008.

Minnesota State-Mankato, St. Cloud State and UMD later left the league to join the North Central Conference (all at different times) but returned to their NSIC roots in 2008. In 2012-13, the NSIC expanded by two with the addition of Minot State University and the University of Sioux Falls

(The University of Minnesota-Morris and Michigan Tech University were once part of the NSIC family as well).

In 1992, the NSIC became a true athletic showcase for both men and women with the merger of the traditional Northern Intercollegiate Conference and the Northern Sun Conference, the home of women's athletics since 1979.



Before all of the NSIC affiliates became certified for championship competition in the NCAA in 1995, its member institutions filled prominent roles in the National Association of Intercollegiate Athletics (NAIA). NIC and NSC clubs annually dispatched scores of student-athletes to national tournaments and captured several NAIA team and individual title.

The NSIC celebrates its 92th season of competition this year and clearly continues to make a major imprint nationally, winning an impressive 27 national team titles since 2006 -- including a pair of football championships by UMD in 2008 and 2010. The Bulldogs accomplished that feat in historic fashion, becoming the first NCAA II team ever to go a perfect 15-0 in a season twice.

In addition, in May, for the first time in a quarter century, the UMD Athletic Department had a NSIC Britton Award winner.

Graduate football offensive lineman Arik Johnson was named the 2024 Dr. William Britton Scholar-Athlete Award recipient, the first Bulldog to earn the honor since Stephen Blackmarr was awarded it in 1998. The Britton Scholar-Athlete Award for Academic Excellence, in its 40th year, recognizes the NSIC's top male student-athlete -- UMD as a department has had four men earn the honor since 1988 and six women win the Kelly Scholar-Athlete Award, in its 39th year, presented to the NSIC's top female student-athlete.

ALL-TIME NSIC FOOTBALL STANDINGS

<u>TEAM</u>	<u>W</u>	<u>L</u>	<u>T</u>	<u>PCT</u>	<u>TITLES</u>	<u>LAST</u>
UMD	308	100	5	.752	21	2021
Sioux Falls	95	35	0	.722	1	2016
Minnesota State, Mankato	240	91	8	.780	22	2022
Augustana	114	56	0	.671	2	2023
St. Cloud State#	214	134	9	.612	15	2011
Michigan Tech#	71	53	1	.572	7	1974
Northern State	179	158	3	.531	3	1999
Winona State	288	271	8	.515	18	2007
Minnesota State-Moorhead	273	280	9	.494	14	1995
Wayne State	118	125	0	.486	1	2022
Bemidji State	267	297	9	.474	7	2022
Minnesota-Morris #	99	117	4	.459	8	1987
Concordia-St. Paul	96	147	0	.395	2	2005
Southwest Minnesota State	147	273	5	.352	1	1990
UMary	52	117	0	.308	0	---
Upper Iowa#	49	118	0	.293	0	---
Minot State	24	96	0	.200	0	---
Minnesota Crookston#	23	169	0	.120	0	---

No longer members of the NSIC




Northern Minnesota's premier outdoor athletic venue, James S. Malosky Stadium has been the home of UMD football for over five decades. And, the Bulldogs have certainly taken advantage of their home turf during that time. In 292 lifetime appearances at Malosky Stadium, the Bulldogs have posted a 227-61-4 overall record for .784 winning percentage. Over the past 24 seasons, UMD has posted 10 undefeated homestands, including five since 2012.

And talk about consistency. Only five times has UMD ever failed to produce a .500 or above record at the on-campus facility, which is named after legendary Bulldog football head coach Jim Malosky and opened on Oct. 29, 1966.

In 2008, a \$6.5 million, four-level structure, which includes a concession area, spacious club room and press/broadcast facilities, was added to the grandstand. The following year, a new \$325,000 scoreboard, 48' x 33' in size, debuted in the north end zone and now contains a 12' x 22' LED videoscreen. Three summers ago, new artificial turf was installed at Malosky Stadium and in 2018 the running track surrounding that playing field was completely redone.

In addition to housing the football, women's soccer and track and field Bulldogs, the 4,500-seat Malosky Stadium also hosts a number of high school athletic events throughout the year as well as various UMD intramural activities.



SINGLE-GAME MALOSKY STADIUM ATTENDANCE HIGHS

ATTENDANCE	DATE	RESULT
1. 6,539	Sept. 11, 2021	UMD 30, Minnesota State-Mankato 10
2. 6,357	Sept. 10, 2016	UMD 34, Winona State 31
3. 6,157	Oct. 10, 2015	UMD 37, St. Cloud State 27
4. 6,044	Oct. 22, 2011	UMD 37, Northern State 6
5. 5,948	Oct. 20, 2012	UMD 30, Bemidji State 0
6. 5,862	Oct. 31, 1981	MSU-Moorhead 29, UMD 0
7. 5,723	Sept. 20, 2013	Minnesota State-Mankato 21, UMD 17
8. 5,487	Sept. 13, 2025	UMD 17, Minnesota State-Mankato 14
9. 5,389	Sept. 3, 2009	Central Washington 13, UMD 10
10. 5,287	Sept. 6, 2014	UMD 20, Concordia-St. Paul 13
11. 5,268	Oct. 18, 2014	UMD 43, Northern State 30
12. 5,252	Oct. 17, 2009	UMD 31, St. Cloud State 7
13. 5,238	Nov. 16, 2002	UMD 42, Winona State 25
14. 5,221	Sept. 14, 2024	UMD 29, MSU Moorhead 30
15. 5,217	Sept. 7, 2013	UMD 32, Sioux Falls 7
16. 5,150	Sept. 12, 1981	UMD 23, Minnesota-Morris 7
17. 5,132	Sept. 8, 2018	UMD 60, MSU-Moorhead 7
18. 5,124	Aug. 31, 2017	Sioux Falls 26, UMD 7
19. 5,055	Sept. 8, 2012	UMD 38, Winona State 16
20. 5,022	Sept. 7, 2002	UMD 44, Minnesota State-Mankato 9
21. 4,893	Sept. 11, 2004	Wisconsin-La Crosse 34, UMD 13
22. 4,854	Oct. 15, 2016	UMD 39, Northern State 19
23. 4,850	Oct. 3, 1981	UMD 32, Southwest Minnesota State 3

THE BULLDOGS AT MALOSKY STADIUM

YEAR	W	L	T	PCT.	YEAR	W	L	T	PCT.	YEAR	W	L	T	PCT.	YEAR	W	L	T	PCT.
1966	2	0	0	1.000	1981	5	1	0	.833	1996	4	1	0	.800	2011	6	1	0	.857
1967	3	1	0	.750	1982	4	0	0	1.000	1997	3	2	0	.600	2012	6	0	0	1.000
1968	2	3	0	.400	1983	4	1	0	.800	1998	2	3	0	.400	2013	5	1	0	.833
1969	2	2	0	.500	1984	3	0	0	1.000	1999	1	4	0	.200	2014	7	0	0	1.000
1970	4	0	1	.900	1985	3	1	0	.750	2000	5	1	0	.833	2015	5	0	0	1.000
1971	3	1	0	.750	1986	5	0	0	1.000	2001	5	0	0	1.000	2016	6	0	0	1.000
1972	4	1	0	.800	1987	5	1	0	.833	2002	6	0	0	1.000	2017	3	2	0	.600
1973	3	1	0	.750	1988	2	2	0	.500	2003	4	0	0	1.000	2018	6	1	0	.857
1974	3	0	1	.875	1989	4	1	0	.800	2004	3	3	0	.500	2019	4	1	0	.800
1975	5	1	0	.833	1990	4	1	0	.800	2005	4	1	0	.800	2020				No Season
1976	4	1	0	.800	1991	3	1	0	.750	2006	3	2	0	.600	2021	4	2	0	.667
1977	2	2	0	.500	1992	3	1	1	.700	2007	2	4	0	.333	2022	5	0	0	1.000
1978	3	2	0	.600	1993	5	0	0	1.000	2008	6	0	0	1.000	2023	5	1	0	.833
1979	4	1	0	.800	1994	2	3	0	.400	2009	6	2	0	.750	2024	3	2	0	.600
1980	4	0	0	1.000	1995	3	0	1	.875	2010	8	0	0	1.000	TOTALS	230	63	4	.781

THE LAST TIME...

KICK RETURN FOR TD

UMD Jonathan Shrum.....Concordia St. Paul 90 yards (Sept. 6, 2025)
 Opponent Knylen Miller-Levi.....Minot State 100 yards (Oct. 21, 2023)

PUNT RETURN FOR TD

UMD Nate Ricci.....Winona State 62 yards (Sept. 10, 2016)
 Opponent Javien Versey.....Bemidji State 41 yards, off blocked punt(Sept. 28, 2019)
 Dominique Ramsey.....Texas A&M-Commerce 79 yards (Nov. 17, 2018)
 Dayne Douglas.....Texas A&M-Commerce 20 yards (Nov. 17, 2018)

INTERCEPTION RETURN FOR TD

UMD Brock Unger.....Minnesota State Moorhead 82 yards (Sept. 27, 2025)
 Opponent C.J. Scott.....Upper Iowa 45 yards (Oct. 26, 2019)

FUMBLE RECOVERY FOR TD

UMD Brian Konz...Minot State 45 yards (Oct.21, 2023)
 Opponent Trevor Long.....Minn. Crookston 69 yards (Nov. 4, 2017)

EXTRA POINT ATTEMPT RETURN FOR 2 PTS

UMD Jim Johnson..... Central Washington(Sept. 23, 2006)
 Opponent Channing Barber.....Northern State(Oct. 15, 2016)

SHUTOUTS

UMD - University of Mary.....W 62-0 (Sept. 28, 2024)
 Opponent - Wayne State (Neb.).....L 7-0 (Sept. 17, 2011)

OVERTIME GAME

UMD - Bemidji State.....W 26-19 - 2OT (Sept. 22, 2018)

100 RUSHING YARDS

UMD Kyle Walljasper.....Northern State 114 yards (Oct. 11, 2025)

200 RUSHING YARDS

UMD Kyle Walljasper.....Winona State 236 yards (Nov. 2, 2024)

300 YARDS PASSING

UMD Kyle Walljasper.....Minnesota State Moorhead 333 yards (Set. 14, 2024)

400 TOTAL OFFENSE YARDS

UMD Kyle Walljasper.....Winona State 420 yards (Nov. 2, 2024)

100 YARDS RECEIVING

UMD Luke Dehnicke.....Winona State 152 (Nov. 28, 2025)

150 YARDS RECEIVING

UMD Luke Dehnicke.....Winona State 152 yards (Nov. 28, 2025)

TWO BULLDOGS RECEIVED FOR 100 OR MORE YARDS

UMD DaShaun Ames and Chuck Gilbert IIINorthern Michigan 126 yards (Ames) and 115 (Gilbert) (Aug. 29, 2024)

TWO BULLDOGS RUSHED FOR 100 YARDS

UMD Kyle Walljasper (113), Jaylen McKnight (109).....Minot State 109 yards (Oct. 21, 2023)

THREE BULLDOGS RUSHED FOR 100 YARDS

UMD Logan Lauters (154).....Southwest Minnesota State (Sept. 20, 2014)
 Drew Bauer (111)
 Austin Sikorski (103)

UMD RECORDED A SAFETY

Jacob Mogensen.....Concordia St. Paul (Nov. 4, 2023)





So records the 1930-31 yearbook, *The Chronicle*, depicting the origins of Bulldog football when the University of Minnesota Duluth wasn't the University of Minnesota Duluth at all, but rather the Duluth State Teachers College (DSTC). "Coach Kovach," a.k.a. Frank Kovach, an industrial arts specialist organized and coached the first team that would later evolve into one of the most

way tie for first place in the Northern Intercollegiate Conference, their initial taste of championship football, and in 1934 DSTC captured its first outright title. The latter part of the 1930s was one of the more fruitful periods in Bulldog history. From 1934 to 1939, DSTC constructed a 31-7-2 record with championships again in 1937 and 1938.

The pre-World War II days found the Bulldogs' football

wintery weather, the Gusties stopped the Bulldogs' drive to bring home their first MIAC championship. The following season was the most disastrous year UMD has ever experienced as it suffered through an 0-7-1 record.

The mid-1950s were a period for slowly refueling the program with respectability. In 1957 Peterson stepped down after 24 years of skillingshepherding the Bulldogs. His replacement

a MIAC crown.

UMD successfully defended its title in 1961, but the program slumped again in the mid-1960s with three successive sub-.500 seasons. The Bulldogs were nosed out for the crown in 1967, despited cobbling together a nifty 7-1-1 record, but again fell below the .500 mark in 1968 and 1969.

After nearly a 30-year absence, UMD rejoined the Northern (Sun) Intercollegiate Conference in 1976. Over the next 28 years, the Bulldogs would suffer just one losing season in conference play while amassing a 196-95-5 record en route to capturing nine NSIC championships. The first of those crowns came in 1979 when UMD won its final five league matchups of the year (including a convincing 34-8 home win over Minnesota

THIS IS BULLDOG FOOTBALL.

successful college programs in the land. Appropriately enough, Kovach directed his troops to a winless season as the Bulldogs debuted in 1930 with two ties — a scoreless deadlock against Itasca Junior College, and a 6-6 verdict versus Duluth Junior College — and three losses in their only five outings.

Following Kovach's baptismal year, he yielded the coaching gavel to Lloyd Peterson in 1931, beginning an era that would continue through the 1957 season. Peterson's (and DSTC'S) first victory ever came in the second tilt of the season against Winona State Teacher's College, a 7-0 whitewash.

In 1932, the Bulldogs were jammed in a four-

program struggling and 1941 produced the worst campaign in the school's history to that point with a 1-6 record. When world peace was restored, however, the Bulldogs made a quick comeback as they tied for the NIC crown in 1946 and again in 1948.

The Bulldogs played an independent schedule in 1949 and traded in their green and gold colors in 1950 to become the Maroon & Gold of the University of Minnesota Duluth.

The newly-named UMD then aligned with the Minnesota Intercollegiate Athletic Conference (MIAC) in 1950. The 1951 season boiled down to a showdown between the Bulldogs and Gustavus Adolphus, and, in 17-degree

was a Crosby-Ironton native who had worked wonders at Morris and Morningside (Edina) High Schools — Jim Malosky — and within three years, the Bulldogs had earned

State University-Moorhead) to claim a share of the NSIC title with MSU-Moorhead. The following year, the Bulldogs did what no UMD outftif had ever done before — finished





a season unbeaten and untied — as it posted a perfect 10-0-0 overall record while leading all NCAA II teams in both scoring offense (35.4 points per game) and scoring defense (7.6 ppg). By October 1981, UMD had strung together a 20-game winning streak, which at the time was the longest in all of college football. Then, on Halloween of that year, MSU-Moorhead knocked the Bulldogs from the ranks of the unbeaten, stunning the overflow record-crowd of 5,862 at Griggs Field with a 29-0 victory. UMD went on to finish the season sporting a 9-1-0 mark in all games and placed second to (who else?) MSU-Moorhead in the league standings.

The Bulldogs returned to the top of the NSIC heap in 1985 by reeling off seven straight wins to end the year, and also laid claim to conference crowns in 1990, 1995 and 1996.

The 1997 season marked the end of a truly golden era for Bulldog football. Due to health concerns, the legendary Jim Malosky was forced to retire following a memorable 40-year coaching run at UMD. The winningest coach in NCAA Division II football history at the time, Malosky just seemed

to get better with age as his troops finished below the .500 mark on only two occasions during his final 28 seasons.

Upon Malosky's departure, UMD floundered somewhat until the dawn of a new century. Bob Nielson's arrival as head coach in 1999 signaled a resurgence and, in 2001, Nielson and the Bulldogs posted a 9-3-0 overall mark, the most victories in a season for UMD since 1990. The Bulldogs, who fell just short of an NSIC crown for the second straight season, made the school's first-ever postseason appearance by taking part in the 37th Mineral Water Bowl in Excelsior Springs, Mo., against Central Missouri State University.

One season later, in 2002, the Bulldogs enjoyed one of their most productive seasons in team history to that point, going a perfect 11-0 during the regular season (including a 9-0 mark in NSIC play when it averaged a league-record 47.9 points per outing) and earning their inaugural berth in the NCAA II playoffs. UMD, which set or equaled 59 team and individual records during the course of the year and were NSIC champs for the first time in a half dozen years,

suffered a 45-41 last-second road setback to Northwest Missouri State University in its NCAA playoff debut.

UMD continued its victorious ways in 2003, posting an 8-3 overall mark. A Nov. 15 game against Winona State was to be the Bulldogs' temporary farewell to the NSIC following 42 years of affiliation split by 26 seasons in the MIAC. After five years on the Bulldog sidelines, Nielson traded in his headset on December 1, 2003 to take over as UMD's Director of Athletics. One of Nielson's first major moves was to hire his successor. Looking west, he found his man in Kyle "Bubba" Schweigert, who had paid his dues the previous 15 years as highly-regarded assistant coach at the University of North Dakota. Schweigert piloted the Bulldogs through their inaugural go-around of North Central Conference activity five years ago, but it didn't take long for his troops to settle into their new digs. UMD used a relentless and a record-breaking air attack to tie for the 2005 NCC crown and qualify for NCAA II postseason play for the second time in four years. Schweigert stepped down as head coach after the 2007 season (the final year

of competition for the historic NCC) and his replacement was also his predecessor, Bob Nielson. In his first year back at the controls, Nielson proceeded to marshal the Bulldogs through a season for the ages, claiming the school's first NCAA II title in any sport and going a perfect 15-0. UMD, which amassed a 10-0 record in NSIC play -- a league first -- capped off the 2008 season with a 21-14 triumph over Northwest Missouri State in the NCAA II championship in Florence, Ala. Two weeks earlier, the Bulldogs posted what is arguably the most momentous victory in UMD athletic history by derailing perennial NCAA II powerhouse Grand Valley State University 19-13 in overtime. That win came on the road over a team which had, at the time, gone 51-1 and won two NCAA II championships during the past four years. Although it wasn't able to successfully defend their national title the following fall, UMD still managed to advance to the quarterfinal round of the NCAA II playoffs and walk off with its second straight outright NSIC crown. But it didn't take long for the Bulldogs to regain their national championship touch.

In 2010, just 24 months removed from capturing the school's first NCAA II crown in any sport, UMD cobbled together another remarkable 15-0 run. Despite being without the services of four key members of its opening day starting cast on offense -- including three-time All-American running back Isaac Odim (who suffered a season-ending knee injury six weeks in), UMD still managed to walk out of Florence with another NCAA II title trophy in tow, thanks in part to a defense which allowed just 12.7 points per outing during the year -- a figure unmatched by any club in the nation. What's more, the Bulldogs became the first team in NCAA II history to finish 15-0 in more than one season and just the eighth school to have been crowned champion more than once. Although the Bulldogs were unable to retain the NCAA II title belt in 2011, they did manage to capture a share of their school-record fourth NSIC crown in a row and rolled up 31 consecutive conference victories (four shy of the league record) before succumbing on the road to Wayne State College (Neb.) in week three of the season. UMD also secured its fourth NCAA II playoff berth in as many years and, in the second round, toppled No. 1-ranked and undefeated Colorado State University-Pueblo 24-21 on the road before falling 31-25 to visiting Wayne State University (Mich.) in the quarterfinals the ensuing week. The 2012 season would turn out to be Nielson's final go-around at UMD as he resigned in late December to assume the head coaching position at Western Illinois University. That was a little over a month after his Bulldogs won a fifth successive NSIC North Division title (they were second in the overall league

standings) and participated in NCAA II postseason play for a fifth straight time. Curt Weise, who was Nielson's trusty and talented offensive coordinator for five years, was promoted to the head job in late December 2012 and picked up right where his predecessor left off, directing UMD to an 11-2 record during his debut season. For an encore the next fall, the 2013 Liberty Mutual Division II Coach of the Year and the Bulldogs went 13-1 (which was the third most single-season wins in team history), corralled their school-record 19th NSIC championship and made a seventh straight trip to the NCAA II playoffs. After a one-year absence from NCAA II postseason play in 2015 (but a season-ending Mineral Water Bowl win over Fort Hays State), the Bulldogs returned to the national event in 2016. The following fall, UMD again took part in the Mineral Water Bowl and one year ago posted its sixth unbeaten and untied regular season record (11-0) while capturing a share of the NSIC overall title. In addition, the Bulldogs, who paced the nation in a number of defensive statistical categories, claimed their 11th consecutive NSIC North Division crown while moving on to the NCAA II playoffs for the ninth time in 11 seasons.

UMD has harvested several outstanding players throughout its rich 91-year history including halfbacks Ted McKnight (the 1976 NCAA II rushing leader), Dick Pesonen and Lou Barle, end Tom Adams, offensive tackle Vern Emerson, and defensive tackle Dave Viaene -- all of whom did time in the National Football League. Another Bulldog product, the late Dan Devine, gained national recognition as a respected collegiate and professional coach. Devine, who captained and quarterbacked UMD in 1947, went on to enjoy prosperous head coaching stays at the University of Missouri, the University of Notre Dame (where he won a national championship) and the Green Bay Packers. Most recently, outside linebacker Russ Rabe, UMD's all-time quarterback sack leader, joined the school's legends by signing a free agent contract with the New Orleans Saints in April 2005 before going on suit up for the NFL Europe's Hamburg

Sea Devils the next summer. In addition, quarterback Ted Schlafke distinguished himself following a brilliant four-year collegiate stay in 2008 by becoming the first Bulldog to land a spot on the American Football Coaches Association All-American team as well as the first to be a Harlon Hill Award (most outstanding player in NCAA) quarter finalist. Odim repeated that Harlon Hill feat one year later while landing on five separate All-American teams. The school's only three-year football All-American (2008-10), Odim exited UMD owning no less than 17 team single-game, single-season and lifetime records and, in the summer of 2011, strutted his stuff with the San Diego Chargers of the NFL during the preseason as a free agent. Offensive guard Garth Heikkinen, who started in a school-record 54 consecutive games, was bestowed with the Gene Upshaw Division II National Lineman of the Year Award (a UMD first) and in 2014, Heikkinen's one-time linemate, left guard Andrew Muer, became the first Bulldog to be named to seven different All-American teams (one more than Heikkinen). Last May, for the first time in a quarter century, the UMD Athletic Department has a NSIC Britton Award winner.

Graduate football offensive lineman Arik Johnson was named the 2024 Dr. William Britton Scholar-Athlete Award recipient, the first Bulldog to earn the honor since Stephen Blackmarr was awarded it in 1998. The Britton Scholar-Athlete Award for Academic Excellence, in its 40th year, recognizes the NSIC's top male student-athlete -- UMD as a department has had four men earn the honor since 1988 and six women win the Kelly Scholar-Athlete Award, in its 39th year, presented to the NSIC's top female student-athlete.



HARLON HILL TROPHY FINALISTS

The Harlon Hill Trophy has been awarded annually since 1986 to the most outstanding player in NCAA Division II football and is voted on by the sports information directors from the nation's 150-plus NCAA II football-playing schools.

- 2009—Isaac Odum (RB)-Top 9 Finalist
(Finished fourth in the final voting)
- 2008—Ted Schlafke (QB)- Quarterfinalist
(Finished fourth in the final voting)
- 2005—Greg Aker (WR)
Top 24 Candidate
- 2003—Tim Battaglia (WR)
Top 24 Candidate
- 1986—Corey Veech (RB)
Top 24 Candidate



GENE UPSHAW NCAA II LINEMAN OF THE YEAR AWARD

The Gene Upshaw Lineman of the Year Award has been presented annually since 2004 to the top NCAA Division II junior or senior offensive or defensive lineman in the nation. Sports information directors from each of the football-playing Division II institutions are the sole voters.

2012—Garth Heikkinen (Recipient)
2016—Peter Bateman (Top 8 Finalist)




GARTH HEIKKINEN

NATIONAL FOOTBALL FOUNDATION SCHOLAR-ATHLETE AWARD

The National Football Foundation Scholar-Athlete Award is presented annually to 16 senior student-athletes nationwide who have excelled in the classroom and on the football field football and have demonstrated strong leadership and citizenship.

2010—Isaac Odim
1997—Steve Blackmarr



STEVE BLACKMARR



ISAAC ODIM



LIBERTY MUTUAL COACH OF THE YEAR AWARD (NCAA II)

The Liberty Mutual Coach of the Year Award is the leading college football honor recognizing coaches for their sportsmanship, integrity, responsibility and excellence, on and off field.

2013—Curt Wiese (Recipient)
2011—Bob Nielson (Finalist)
2010—Bob Nielson (Recipient)

UMD ALL-AMERICANS

2024—Sam Pitz (*1st)	2010—Isaac Odim-RB (#@2nd)
2024—Sam Pitz (^HM)	2010—D.J. Winfield-WR (@2nd)
2024—Aiden Williams (^HM)	2009—Robbie Aurich-LB (@^1st/+3rd)
2023—Treyvon Cahalan (*2nd Team, ^HM)	2009—Tobias Lemke-C (+@1st)
2023—Sam Pitz (^HM)	2009—Isaac Odim-RB (*+@^1st)
2022—Zach Ojile (^HM)	2008—Nate Baier-OG (^1st/#+@2nd)
2022—Brent Laing (*1st,^HM)	2008—Mitch Cady-OT (^1st)
2021—Brent Laing (*1st)	2008—Jim Johnson-DB (^2nd)
2019—Dan Monson (^3rd Team)	2008—Tobias Lemke-C (^3rd)
2019—Bill Atkins DB (^HM)	2008—Isaac Odim-RB (^3rd/+HM)
2019—Isaac Erdmann (^HM)	2008—Ted Schlafke-QB (#^1st/@HM)
2019—Noah LeBlanc (^HM)	2008—D.J. Winfield-WR (^3rd)
2018—Matt Juneau OL (*2nd Team, +HM)	2008—Tyler Yelk-DB (+1st/#2nd/@^3rd)
2018—Alex Helmer LB(^1st Team)	2008—Ben Loth-LB (^HM)
2018—Jason Anderson OL (^HM)	2005—Marcus Davis-DB (~4th)
2018—Trapper Ward OT (^HM)	2004—Russ Rabe-LB (@3rd)
2017—Nolan Folkert OT (^HM)	2003—Russ Rabe-DE (^1st)
2016—Beau Bates (^3rd/+HM)	2002—Peter Lawton-OG (^2nd)
2016—Drew Bauer (+HM)	2002—Nate Reimers-OT (^3rd)
2016—Beau Bofferding (+^HM)	2001—Peter Lawton-OG (^HM)
2015—Peter Bateman OT (∞1st/^HM)	2001—Kevin Westbrook-DB (^HM)
2015—Jonathan Harden DT (∞1st)	1989—Brent Griffith-OT (#^2nd)
2015—David BoegelDB (∞2nd)	1988—Chris Westberg-DB (^1st)
2015—Brent Stiglich-LB (∞2nd)	1986—Corey Veech-RB (#2nd)
2015—Drew Bauer-QB (∞HM)	1986—Scott Claflin-DB (#HM)
2015—Mark Nahorniak-LB (∞HM)	1986—Wayde Preston-LB (#HM)
2014—Andrew Muer-OG (#*^∞1st/+Δ2nd/@3rd)	1986—Mark Turcott-DT (#HM)
2014—Logan Lauters-RB (∞2nd/#3rd/^ HM)	1983—Marty Fadness-LB (#HM)
2014—Gavin Grady-LB (∞1st/^ HM)	1982—Gary Birkholz-OG/OC (#1st/≠ 2nd)
2014—Aaron Roth-WR (∞3rd)	1981—Brad Havron-DE (≠2nd)
2014—Drew Bauer-QB (∞HM)	1981—Boyd Hanson-RB (#HM)
2013—Colby Ring-LB (*1st/#2nd/+HM)	1980—Amory Bodin-RB (≠HM)
2013—Tom Olson-OT (@^1st)	1980—Mike Thomas-OT (#3rd)
2013—Chris Vandervest-DE (^HM)	1979—Tom Lawrence-DB (#HM)
2013—Grant Schnobrich-C (^HM)	1978—Cal Barr-LB (#3rd Team)
2012—Garth Heikkinen-OG (#*+@^1st/Δ2nd)	1978—Amory Bodin-RB (#HM)
2012—Aaron Roth-RS/WR (Δ3rd)	1976—Ted McKnight-RB (#1st)
2012—Buma Foncham-NT (^HM)	1975—Terry Egerdahl-RB (#1st)
2012—Andrew Muer-OG (^HM)	1974—Mark Johnson-DB (#1st)
2012—Chase Vogler-QB (^HM)	1961—Ron Kostiliz-OT (≠2nd)
2011—Garth Heikkinen-OG (*+@1st/#2nd/ΔHM)	1961—John Nachtsheim-RB (≠2nd)
2011—David Nadeau-PK (+2nd)	1959—Dick Pesonen-RB (#HM)
2011—Cody Eich-DB (^HM)	
2011—Cory Flesch-OT (+HM)	
2011—Rob Huberty-LB (+HM)	
2011—Derrick Zappa-DB (^HM)	
2010—Cody Eich-DB (^1st)	
2010—Kiel Fechtelkotter-LB (#+@1st)	
2010—Jim Kunz-DT (^1st)	

Total: 74




ROBBIE AURICH



NATE BAIER



PETER BATEMAN




GARY BIRKHOLZ



MITCH CADY



TERRY EGERDAHL



CODY EICH



KIEL FECHTELKOTTER




GAVIN GRADY




JONATHAN HARDEN



GARTH HEIKKINEN




MARK JOHNSON



JIM KUNZ



TOBIAS LEMKE



TED MCKNIGHT



ANDREW MUER



ISAAC ODIM



TOM OLSON



RUSS RABE



COLBY RING

Associated Press Little All-American
+ d2football.com

* American Football Coaches Association
@ Daktronics


^Don Hansen Football Gazette

∞ USA College Football

ΔBeyond Sports Network

~ CollegeSports.com


≠NAIA



TED SCHLAFKE



CHRIS WESTBERG



TYLER YELK

NSIC (1932-48; 1976-2003; 2008-)

2023—Sam Pitz, TE; Treyvon Cahalan, OL; Arik Johnson, OL; Andrew Klopp, LB; Drew Hennessey, DL; Ethan Beffert, D; Marcus Glodowski, DB; Curtis Cox, K; Logan Kobus, P. (Aiden Williams, OL, Kyle Walljasper, QB, Tim Pokornowski, DB).

2022—Treyvon Cahalan, OL; Arik Johnson, OL; Brent Laing, OL; Zach Ojile, TE; Wade Sullivan, RB; Landon Carter, DL; Brad Dati, LB; Dayvia Gbor, DB; Marcus Glodowski, DB; Drew Hennessey, LB.

2021—Brad Dati, LB; Austin Kurylo, DB; Dan Monson, DL; Cole Refsnider, LB; Nate Pearson, LB; Armani Carmickle, WR; Arik Johnson, OL; Brent Laing, OL; Cazz Martin, RB; Sam Pitz, TE; Jake Zeiler, OL.

2019—Bill Atkins, DB; Isaac Erdmann, LB; Tom Johnson, DL; Austin Kurylo, DB; Brent Laing, OL; John Larson, QB; Noah LeBlanc, OL; Dan Monson, DE; Nate Pearson, LB; Cole Refsnider, LB; Wade Sillivan.

2018—Tareq Abulebbeh, CB; Jason Anderson C; Dre Greer, DT; Alex Helmer LB; Matt Juneau O L ; John Larson, QB; Sam Lynch, SS; Nate Pearson, LB; Trapper Ward, OT

2017—Jason Anderson, C; Jason Balts, WR; Zach Bassuener, LB; Nolan Folkert, OT; Karl Finkel, DE; A.J. Naatz, LB; Keynon Phillips, TE; Nick Thorpe, DE.

2016—Zach Bassuener, LB; Peter Bateman, OT; Beau Bates*, LB; Drew Bauer, QB; Beau Bofferding, RS; Nolan Folkert, OG; Dre Greer, DT; Nate Ricci, WR

2015—Peter Bateman, OT; Beau Bates,

KEY (2nd Team)

#NSIC Most Valuable Offensive Player

*NSIC Most Valuable Defensive Player

+NSIC/MIAC Player of the Year

~NSIC Newcomer of the Year

@NSIC Glen Galligan Award winner

LB; Beau Bofferding, WR; Andrew Brees, PK; Karl Finkel, DE; Darion Fletcher, CB; Jonathan Harden, DT

2014—Peter Bateman, OT; David Boegel, FS; Andrew Brees, PK; Gavin Grady, LB; Jonathan Harden, DT; Logan Lauters, RB; Andrew Muer, OG; Phillip Rutz, OL.

2013—Kenny Chowa, CB; Buma Foncham, DT; Andrew Muer, OL; Tom Olson, OT; Colby Ring, LB; Grant Schnobrich, C; Austin Sikorski, RB; Chris Vandervest, DL.

2012—Andrew Brees, PK; Jake Bscherer, OT; Kenny Chowa, DB; Buma Foncham, DL; Cameron Harper, DB; Garth Heikkinen, OG; Andrew Muer, OG; Colby Ring, LB; Aaron Roth, RS.

2011—Cody Eich, DB; Cory Flesch, OT; Garth Heikkinen, OG; Rob Huberty, LB; David Nadeau, PK; Chris Vandervest, DE; Derrick Zappa, LB.

2010—Robbie Aurich, LB; Cody Eich, DB; Kiel Fechtelkotter, LB*; Cory Flesch, OT; Cameron Harper, DB; Garth Heikkinen, OG; Francis Herzog, OL; Rob Huberty, LB; Eli Kelley, C; Jim Kunz, DT; David Nadeau, PK; Isaac Odim, RB#; Chase Vogler, QB; D.J. Winfield, WR/KR/PR.

2009—Robbie Aurich, LB*; Jake Coauette, TE; Kiel Fechtelkotter, LB; Korey Horn, LB; Tobias Lemke, C; David Nadeau, PK; Isaac Odim, RB#; Kevin Pexa, DE; Cole Strilzuk, DB; Sam Whitney, OT; D.J. Winfield, WR/RS; Brandon Wood, DB.

2008—Nate Baier, OG; Mitch Cady, OT; Jake Comnick, LB; Drew Fautsch, DE; Jim Johnson, DB; Tobias Lemke, OC; Ben Loth, LB; Isaac Odim, RB; Ted Schlafke, QB#; D.J. Winfield, WR~; Tyler Yelk, DB.

2003—Adam Fehhelm, C; Chris Gaines, CB; Dave Otto, LB; Russ Rabe, DE; Dan Soldner, OG.

2002—Tim Battaglia, WR@; Nate Davis, DE; Ricky Fritz, QB#; Chad Gerlach, PK; Cash Langeness, DB; Peter Lawton, OG; Nate Reimers, OT;

Ben Tahja, DT; Mike Walters, DT.

2001—Steve Battaglia, WR; Peter Lawton, OT; Patrick Paulsen, OT; Kevin Westbrook, DB*.

2000—Steve Battaglia, WR; Peter Lawton, OT; Jimmy Malo, LB; Kevin Westbrook, DB.

1999—None

1998—Jeff Holubar, DE; Nate Miller, DT; Tim Rohweder, OG; Trevor Theelke, QB.

1997—Wes Bonine, SE; Brian DeDominces, DB; Sam Hardwig, HB; Nate Miller, DT; Tim Rohweder, OG.

1996—Sam Hardwig, HB; Mike Haedt, LB; Kurt King, OG; Brian Oman, OT; Shawn Racine, DB; Andy Wolf, DB.

1995—David Floysand, QB; Scott Graunke, DE *; Kurt King, OG; Brian Oman, OT; Brian Potocnik, LB; Chad Stoskopf, DE.


1994—Marc Achterkirch, LB; Kurt King, OG; Tony Poncelet, TE; Noble Rainville, PK.

1993—Marc Achterkirch, LB; Dave Emerson, OG; Paul Lombard, OC; Greg Valaskey, QB.

1992—Mark Adler, DE; Ted Greely, OC; Bob Schwartz, OT; Jason Wolf, DB; Jeff Walker, TE.

1991—Sean Callahan, LB; Paul Paczynski, OT; Eric Rajala, HB; Bob Schwartz, OT.

1990—Korey Jazdzewski, DT; Paul



TOM STOLL

Paczynski, OT; Eric Rajala, HB; Dale Roehl, DB; Ron Viaene, DT; Chris Westberg, DB.

1989—Mark Callaway, DB; Scott Concannon, DE; Dale Gessell, QB; Brent Griffith, OT.

1988—Jeff Dunnell, C; Bill Mestelle, DB; Steve Siroin, DE; Chris Westberg, DB.

1987—Jeff Dunnell, C; Jim Malosky, Jr., QB; Bill Mestelle, DB; Greg Ogren, LB; Mike Petrich, DB; Ron Terres, DB; Dave Viaene, DT.

1986—Scott Claflin, DB; Jim Malosky, Jr., QB; Phil Peichel, LB; Wayde Preston, LB; Mark Turcott, DT; Corey Veech, HB.

1985—Leon Banks, C; Jon DeRungs, DE; Kevin Nevala, DB; Steve Peterson, DB+; Craig Potocnik, LB; Mark Turcott, DT; Corey Veech, HB.

1984—Paul Eid, C; Scott Marshall, FB; Steve McGuire, OT; Jeff Sajdak, DB.

1983—Bill Dunsmoor, OG; Marty Fadness, LB; Judd Frahm, DT; Steve Graham, TE; Bruce Grant, QB.

1982—Gary Birkholz, C; Boyd Hanson, HB; Brad Havron, DE; Steve Graham, TE; Craig Nasvik, DT.

1981—Gary Birkholz, C; Jim Crawford, DB; Boyd Hanson, HB; Tom Lawrence, DB; Tom Stoll, HB.

1980—Amory Bodin, RB+; Tom Lawrence, DB; Craig Nasvik, DT; Tom Stoll, HB;

Tom Swanson, C; Mike Thomas, OT.

1979—Dave Kent, OT; Tom Lawrence, DB; Brad Mundy, TE; Tom Stoll, HB; Mark Tuska, DE.

1978—Amory Bodin, HB; Cal Barr, LB; Vince Ekroot, DT.

1977—Dave Nelson, OG; Cal Barr, LB; Dan Hofman, DE.

1976—Dave Nelson, OG; Ted McKnight, HB; Pat Kubat, DT.

1948—John Kutschied, T; Fred Murphy, HB.

1947—Bob Galinski, HB; Wes Olson, T.

1946—Bob Galinski, HB; Gus Novotney, E; Wes Olson, T.

1942—None

1941—None

1940—Ozzie Simonich, T.

1939—Al Wendfelt, LT; Ozzie Simonich, T.

1938—Francis Gorham, LE; Al Wendfelt, RG.

1936—Louis Barle, T; Maurice Gorham, QB.

1935—Irving Apmann, G; Louis Barle, T.

1934—Jack O’Hehir, RT; Norm Johnson, LG.

1933—None

1932—Frank Visavotti, T.

NCC (2004-07)

2007—Tyler Yelk, DB

2006—Greg Aker, WR; Mark Knudsen, OG

2005—None

2004—Geoff Fischer, DE; Russ Rabe, LB.

MIAC (1951-75)

1975—Barry Becklin, LB; Terry Egerdahl, HB; Pat Kubat, DT; Dave Nelson, OG.

1974—Barry Becklin, LB; Terry Egerdahl, HB; Mark Johnson, DB; Pat Kubat, DT.

1973—John Casey, C; Terry Egerdahl, HB; Mark Johnson, DB; Eric Kaiser, FB; Mike Staum, DE.

1972—Scott Hanna, C; Steve Skildum, LB.

1971—Daryl Niemi, DT; Steve Skildum, LB.

1970—Tom Cady, C.

1969—Al Decker, G.

1968—Neil Ladsten, T; Dick Voltzke, FB.

1967—Vern Emerson, DT, OT; Eric Eversley, HB; Dave Halverson, G; Neil Ladsten, DE;

Bob Wilkowski, E.

1966—Vern Emerson, DT; Eric Eversley, HB; Don Larson, DE.

1965—Pat Delaney, LB; Gary Egerdahl, DB; Dean Hoglund, DE.

1964—Dick Fisher, LB; Dean Hoglund, DE; Dick LeBeau, HB.

1963—Dick Carlson T; Dick LeBeau, HB; Ken Schloer, LB.

1962—Ed Galarneault, T; Jack McDowell, G; John Nachtsheim, HB; Bob Naslund, QB;

Ken Schloer, FB; Jerry Wherley, C.

1961—Tom Adams, E; Pat Delaney, G; Bruce Johnson, HB; Ron Kosteliz, T; Ed Lundstrom, QB; John Nachtsheim, HB+; Jerry Wherley, C.

1960—Pat Delaney, G; Skip Fontaine, QB; Ron Kosteliz, T; Dave Lindstrom, E; John Nachtsheim, HB; Jerry Richardson, HB; Jerry Wherley, C.

1959—George Melin, T; Dick Pesonen, HB; Lino Rauzi, G.

1958—Dick Pesonen, HB.

1957—Dick Forbort, E; Marv Heikkinen, HB; Dennis Peterson, C.

1956—Darrel Warner, HB.



1955—None

1954—Dave Erholtz, E; Darrel Warner, HB.

1953—None

1952—Bobby Daniels, DB

1951—Ken Johnson, FB; Phil LeTourneau, C; Bob Murray, E.




BULLDOGS

SIGNED BY NATIONAL FOOTBALL TEAMS

TOM ADAMS
 Minnesota (1962)
 BRANDAN ANSON
 Cincinnati Bengals (2008)
 LOU BARLE
 Detroit (1938)
 Cleveland Rams (1939)
 CAL BARR
 Atlanta Falcons (1979)
 JAKE BSCHERER
 Minnesota Vikings (2013), Seattle Seahawks (2013)
 TREYVON CAHALAN
 New Orleans Saints (2024)
 VERN EMERSON
 St. Louis (1968)
 BRENT GRIFFITH
 Buffalo (1990)
 GARTH HEIKKIENN
 Minnesota Vikings (2013)
 BRUCE JOHNSON
 Minnesota Vikings (1963)
 RON KOSTELIZ
 Minnesota Vikings (1963)
 TOM LAWRENCE
 Minnesota Vikings (1982)
 BRENT LAING
 New York Jets (2023),
 Los Angeles Chargers (2024)
 JOHN NACHTSHEIM
 Minnesota Vikings* (1963)
 DAVID NADEAU
 Green Bay Packers (2012)
 JIM MALOSKY
 Dallas Cowboys (1988)
 TED McKNIGHT
 Oakland (1977)
 ISAAC ODIM
 San Diego Chargers (2011)
 MARK OGREN
 New York Jets (1984 and 1985)
 ZACH OJILE
 Minnesota Vikings (2023)
 DICK PESONEN
 Green Bay (1960), Minnesota (1961),
 New York Giants (1962)
 SAM PITZ
 Baltimore Ravens (2025)
 RUSS RABE
 New Orleans Saints (2005),
 San Francisco 49ers (2005-06)
 JEREMY REIERSON
 Minnesota Vikings (2014)
 TIM SITARZ
 Philadelphia Eagles (1991)
 MARK TUSKA
 Minnesota Vikings (1980-81), Baltimore Colts (1980),
 Green Bay Packers (1980)
 RON VIAENE
 Houston Oilers (1991)
 AIDEN WILLIAMS
 Pittsburgh Steelers (2025)


**Signed but did not attend camp*




TOM ADAMS



BRANDAN ANSON



DAVE VIAENE




LOU BARLE




BRETT LAING



JAKE BSCHERER



VERN EMERSON



TED McKNIGHT



DICK VOLTZKE



ISAAC ODIM



TREYVON CALAHAN

NATIONAL FOOTBALL LEAGUE DRAFT PICKS FROM UMD

PLAYER	POS	YEAR	ROUND (NO.)	TEAM
Brent Griffith	OT	1990	7th (166)	Buffalo
Dave Viaene	DT	1988	8th (214)	Houston
Ted McKnight	RB	1977	2nd (51)	Oakland
Terry Egerdahl	RB	1976	6th (180)	Minnesota
Dick Voltzke	FB	1969	14th (350)	Green Bay
Vern Emerson	OT	1968	12th (313)	St. Louis



BULLDOGS IN THE NATIONAL FOOTBALL LEAGUE

PLAYER	POS	TEAM(S)	YEAR(S)
Dave Viaene	OT	New England, Green Bay	1989-90, 1992
Ted McKnight	RB	Kansas City, Buffalo	1977-82
Vern Emerson	OT	St. Louis	1968-71
Tom Adams	TE	Minnesota	1962
Dick Pesonen	DB	Green Bay, Minnesota, New York Giants	1960-64
Lou Barle	FB	Detroit, Cleveland Rams	1938-39



TERRY EGERDAHL

BULLDOGS IN NFL EUROPE


PLAYER	POS	TEAM(S)	YEAR(S)
Russ Rabe	LB	Hamburg Sea Devils	2006

BULLDOGS AT THE NFL COMBINE

PLAYER	POS	YEAR(S)
Brent Laing	OL	2023

UMD POSTSEASON BOWL/ALL-STAR GAME PLAYERS

PLAYER	POS	BOWL/ALL-STAR GAME	YEAR
Brent Laing	OL	East-West Shrine Bowl	2023
Alex Helmer	LB	FAF D2 Senior Bowl	2018
Gus Wedig	LB	FAF D2 Senior Bowl	2018
Garth Heikkinen	OG	East-West Shrine Game	2012
Ted Schlafke	QB	Cactus Bowl (NCAA II All-Star Game)	2008
Tyler Yelk	DB	Cactus Bowl (NCAA II All-Star Game)	2008
Greg Aker	WR	World Champ. of Amer. Football	2007
Russ Rabe	LB	Hula Bowl	2005
Russ Rabe	LB	Cactus Bowl (NCAA II All-Star Game)	2005
Tim Rohweder	OG	Snow Bowl (NCAA II All-Star Game)	1999
Dave Emerson	OG	Snow Bowl (NCAA II All-Star Game)	1994
Dave Viaene	OTL	East-West Shrine Game	1988
Eric Eversley	DB	Upper Midwest College All-Star Game	1968




RUSS RABE




GARTH HEIKKINEN

JIM OVERLIE MOST VALUABLE PLAYER AWARD WINNER

2018..... Nate Ricci (o) Sam Lynch (d)	2005..... Ted Schlafke (o), Marcus Davis (d)	1986..... Corey Veech
2017..... Jason Balts (o) Zach Bassuener (d)	2004..... Dave Ruffedt (o) Russ Rabe (d)	1985..... Steve Peterson
2016..... Drew Bauer (o) Beau Bates (d)	2003..... Cash Langeness (o) Russ Rabe (d)	1984..... Scott Marshall
2015..... Peter Bateman (o) Darion Fletcher (d)	2002..... Ricky Fritz (o) Nate Davis (d)	1983..... Steve Graham
2014..... Aaron Roth (o) Jonathan Harden (d)	2001..... Ricky Fritz (o), Kevin Westbrook (d)	1982..... Boyd Hanson
2013..... Tom Olson (o), Chris Vandervest (d)	2000..... Steve Battaglia (o) Kevin Westbrook (d)	1981..... Tom Stoll
2012..... Chase Vogler (o) Colby Ring (d)	1999..... Ricky Fritz (o) Justin Wood (d)	1980..... Amory Bodin
2011..... Chase Vogler (o) Cameron Harper (d)	1998..... Trevor Theelke	1979..... Tom Stoll
2010..... Chase Vogler (o) Kiel Fechtelkotter (d)	1997..... Brian DeDominces	1978..... Amory Bodin
2009..... Isaac Odim (o) Robbie Aurich (d)	1996..... Trevor Theelke	1977..... Dave Nelson, Doug Lien
2008..... Ted Schlafke (o) Tyler Yelk (d)	1995..... Scott Graunke	1976..... Ted McKnight
2007..... Ted Schlafke (o) Jim Johnson, Tyler Yelk (d)	1994..... Marc Achterkirch	1975..... Terry Egerdahl
2006..... Ted Schlafke (o) Tyler Yelk (d)	1993..... Greg Valaskey	1974..... Mark Johnson
	1992..... Greg Valaskey	1973..... Terry Egerdahl
	1991..... Eric Rajala	1972..... Steve Skildum
	1990..... Eric Rajala	1971..... Tom Cady
	1989..... Dale Gessell	1970..... Al Decker
	1988..... Chris Westberg	1969..... Dick Voltzke
	1987..... Mike Petrich	1968..... Gary Egerdahl
		1967..... Gary Egerdahl
		1966..... Eric Eversley
		1963-65 NA
		1962..... John Nachtsheim
		1961..... John Nachtsheim
		1960..... Skip Fontaine




RICKY FRITZ




TOM STOLL



TED SCHLAFKE




CHASE VOGLER




AMORY BODIN




TYLER YELK



KEVIN WESTBROCK



TREVOR THEELKE




GREG VALASKEY



JASON BALTS

DALE RASMUSSEN OUTSTANDING LINEMAN AWARD


2018..... Trapper Ward (o)	2004..... Adam Fehhelm (o)	1977..... Dave Nelson
..... Dre Greer (d) Geoff Fischer (d)	1976..... Pat Kubat
2017..... Trapper Ward (o)	2003..... Dan Soldner	1975..... Pat Kubat
..... Nick Thorpe (d)	2002..... Peter Lawton	1974..... Pat Kubat
2016..... Peter Bateman (o)	2001..... Peter Lawton	1973..... John Casey
..... Regis Henke (d)	2000..... Peter Lawton	1972..... Scott Hanna
2015..... Peter Bateman (o)	1999..... Mike Tuisee	1971..... Daryl Niemi
..... Jonathan Harden (d)	1998..... Tim Rohweder	1970..... Tom Cady
2014..... Andrew Muer (o)	1997..... Tim Rohweder	1969..... Bruce Bloomgren
..... Jonathan Harden (d)	1996..... Kurt King	1968..... Glen Kelly
2013..... Tom Olson (o)	1995..... Kurt King	1967..... Vern Emerson
..... Chris Vandervest (d)	1994..... Kurt King	1966..... Jerry Broselle
2012..... Garth Heikkinen (o)	1993..... Dave Emerson	1965..... Dean Hoglund
..... Chris Vandervest (d)	1992..... Bob Schwartz	1964..... Dean Hoglund
2011..... Garth Heikkinen (o)	1991..... Paul Paczynski	1963..... Dick Carlson
..... Chris Vandervest (d)	1990..... Paul Paczynski	1962..... Jerry Wherley
2010..... Garth Heikkinen (o)	1989..... Scott Concannon	1961..... Ron Kosteliz
..... Jim Kunz (d)	1988..... Jeff Dunnell	1960..... Pat Delaney
2009..... Tobias Lemke (o),	1987..... Jeff Dunnell	1959..... George Melin
..... Tyler Johnson (d)	1986..... Mark Turcott	1958..... Clyde Smith
2008..... Nate Baier (o)	1985..... Leon Banks	1957..... Dick Forbort
..... Dustin Timmersman (d)	1984..... Steve McGuire	1956..... Dick Forbort
2007..... Russell Foster (o)	1983..... Bill Dunsmoor & Judd Frahm	1955..... Ken Lundgren
..... Dustin Timmersman (d)	1982..... Brad Havron	1954..... John Bymark
2006..... Mark Knudsen (o)	1981..... Gary Birkholz	1953..... Earl DeRocher
..... Dustin Timmersman (d)	1980..... Mike Thomas	
2005..... Talo Tavale (o)	1979..... Vince Ekroot & Mark Tuska	
..... Matt Hofman (d)	1978..... Vince Ekroot	




PAUL PACZYNSKI




DICK FORBORT




DUSTIN TIMMERSMAN




PETER LAWTON



TIM ROHWEDER



DAVE NELSON



VINCE EKROOT



GARTH HEIKKINEN



PETER BATEMAN



TRAPPER WARD

UMD TEAM RECORDS

FIRST DOWNS

Game	37 vs. Concordia St. Paul (9/15/12)
Season	335 (2008)

FIRST DOWNS RUSHING

Game	27 vs. Bemidji State (10/12/91)
	27 vs. Southwest Minnesota State (10/16/76)
Season	208 (2010)

FIRST DOWNS PASSING

Game	18 vs. Augustana (S.D.) (10/6/07)
	18 vs. South Dakota (10/29/05)
	18 vs. MSU-Moorhead (9/17/05)
Season	158 (2016)

FIRST DOWNS BY PENALTY

Game	6 vs. Wisconsin-Stout (11/11/00)
Season	29 (2002)

RUSHES

Game	82 vs. Southwest Minnesota State* (10/22/88)
Season	722 (2010)

RUSHING YARDAGE

Game	556* vs. Southwest Minnesota State (10/16/76)
Season	4,137 (2010)

RUSHING TOUCHDOWNS

Game	9 vs. Southwest Minnesota State (10/16/76)
Season	50 (2009)

PASS ATTEMPTS

Game	64 vs. North Dakota (11/12/05)
Season	498 (2005)

PASS COMPLETIONS

Game	37 vs. St. Cloud State (11/10/07)
Season	310 (2005)

PASS COMPLETION PERCENTAGE

Game	1.000/9-9 vs. Wisconsin-Superior-9/5/81)
Season	.636/222-346 (2008)

PASSING YARDAGE

Game	458 vs. South Dakota (10/29/05)
Season	3,369 (2005)

TOUCHDOWNS BY PASSING

Game	7 vs. South Dakota (10/29/05)
Season	37 (2008 and 2002)

PASSES INTERCEPTED

Game	8 vs. Southwest Minnesota State (11/7/87)
Season	21 (2004)

TOTAL PLAYS

Game	98 vs. Winona State (11/4/00)
Season	1,014 (2008)

TOTAL OFFENSE

Game	675 vs. Concordia-St. Paul (9/15/12)
Season	7,966 (2010)

YARDS PER PLAY

Game	10.2/59-601 vs. MSU-Moorhead (10/3/09)
	Waldorf College (10/4/03)
Season	6.62/973-6,449 (2010)

TOUCHDOWNS

Game	11 vs. U-Mary (11/5/16)
	11 vs. Minnesota-Crookston (11/1/14)
	11 vs. Minnesota-Crookston (9/28/02)
Season	86 (2008)

POINTS

Quarter	41 (1st) vs. MSU-Moorhead (10/3/09)
Half	56 (1st) vs. Minnesota Crookston (10/27/18)
Game	77 vs. Minnesota-Crookston (11/1/14)
Season	595 (2010)

POINTS ALLOWED

Game	63 vs. Winona State (10/18/97)
Season	397 (2016)

INTERCEPTIONS

Game:	7 vs. Winona State (10/14/88)
	Southwest Minnesota State (10/3/81)
Season	35 (1981)

PASS BREAKUPS

Game:	11 vs. St. Cloud State (10/10/15)
Season	66 (2015)

QUARTERBACK SACKS

Game	10 vs. Bemidji State (9/1/07)
Season	52 (2016)

WINNING STREAKS

Overall	20 (11/3/79 to 10/24/81)
Home	22 (10/5/13 to 11/5/16)
Away	24 (11/10/07 to 9/15/12)
Conference	34 (9/30/08 to 9/22/12-NSIC)

LOSING STREAKS

Overall	10 (9/27/52 to 10/3/53)
Home	7 (10/30/54 to 10/6/56)
Away	7 (11/3/51 to 10/3/53)
Conference	9 (11/3/51-10/3/53-MIAC)

VICTORIES IN ONE SEASON

Overall	15 (2010 & 2008)
Home	8 (2010)
Away	9 (2008)
Conference	11 (2014 and 2018-NSIC)

MARGINS OF VICTORY

UMD	71 points
UMD 71, Minnesota-Morris 0 (9/17/01 in Duluth)	
Opponent	54 points
St. John's 60, UMD 6 (9/28/63 in Duluth)	

**NSIC record*

LONGEST PLAYS BY A BULLDOG

Rush:	98 yards by Dick LeBeau vs. Hamline (10/27/62)
Pass:	94 yards from Joe Beaupre to Mike Petrich vs. Wisconsin-Superior (9/3/88)
Punt:	81 yards by Greg Valaskey vs. Northern Arizona (11/14/92)
Field Goal:	57 yards by Andrew Brees vs. Mary (10/17/15)
Punt Return:	100 yards by Bob Naslund vs. St. Thomas (10/29/60)
Kickoff Return:	96 yards by Beau Bofferding vs. Ouachita Baptist (11/29/14)
Interception Return:	99 yards by Chris Westberg vs. Minnesota-Morris (10/1/88)
	99 yards by Gene Giles vs. Wisconsin-Superior (9/5/81)
Fumble Return:	99 yards by Jim Johnson vs. St. Cloud State (10/18/08)



ANDREW BREES

RUSHES

Game	41 by Sam Hardwig vs. Minnesota-Morris (10/23/95)
Season	269 by Corey Veech (1986)
Career	606 by Corey Veech (1983-86)

RUSHING YARDAGE

Game	236 by Erik Conner vs. Bemidji State (10/21/00)
Season	1,808 by Isaac Odim (2009)
Career	4,242, Isaac Odim (2008-10)

RUSHING YARD AVERAGE

Game	15.4 (11/169) by Isaac Odim vs. MSU-Moorhead (10/2/10)
Season	7.3 (224/1,638) by Isaac Odim (2008)
Career	7.2 (589/4,242) by Isaac Odim (2008-10)

TOUCHDOWNS BY RUSHING

Game	6 by Ted McKnight vs. Southwest Minnesota (10/16/76)*
Season	29 by Isaac Odim (2009)
Career	72 by Isaac Odim (2008-10)

100+ YARDS RUSHING GAMES

Season	12 by Isaac Odim (2008)
Career	25 by Isaac Odim (2008-10)
Consecutive	12 by Isaac Odim (2009)

PASS ATTEMPTS

Game	64 by Ted Schlafke vs. North Dakota-11/12/05
Without an Interception	133 by Trevor Theelke (1996)
Season	490 by Ted Schlafke (2005)
Career	1,692 by Ted Schlafke (2005-08)

PASS COMPLETIONS

Consecutive	15 by Ricky Fritz vs. Winona State (11/6/99)
Game	37 by Ted Schlafke vs. St. Cloud State (11/10/07)
Season	305 by Ted Schlafke (2005)
Career	1,055, by Ted Schlafke (2005-08)

PASS COMPLETION PERCENTAGE

Game	1.000 (8/8) by Erik Anderson vs. Minnesota-Morris (9/17/01)
Season	.657 (46/70) by Cash Langeness (2003)
Career	.624 (1,055/1,692) by Ted Schlafke (2005-08)

PASSING YARDAGE

Game	457 by Ted Schlafke vs. South Dakota (10/29/05)
Season	3,421 by Drew Bauer (2016)
Career	11,587 by Ted Schlafke (2005-08)

TOUCHDOWN PASSES

Game	6 by Ted Schlafke vs. South Dakota (10/29/05)
	6 by Ricky Fritz vs. MSU-Moorhead (10/12/02)
	6 by Ricky Fritz vs. Bemidji State (10/27/00)
Season	35 by Ted Schlafke (2008)
Career	106 by Ted Schlafke (2005-08)
Consecutive Games w/touchdown pass	18 by Ted Schlafke (9/27/05-10/7/06)

PASS RECEPTIONS

Game	12 by Tim Battaglia vs. Bemidji State-10/27/01
Season	77 by Vinny Flury (2005)
Career	189 by Tim Battaglia (2000-2003)
Consecutive Games With a Pass Reception:	40 by D.J. Winfield (9/28/08-11/27/10)

PASS RECEPTION YARDAGE

Game:	249 by Tim Battaglia vs. Concordia-St. Paul (10/25/03)
Season	1,201 by D.J. Winfield (2008)
Career	3,585 by Tim Battaglia (2000-2003)

PASS RECEPTION YARD AVERAGE

Game	35.1 (7/246) by Steve Battaglia vs. Concordia-St.Paul (10/7/00)
Season	27.7(14/388) by Gene Giles (1982)
Career	22.9 (42/916) by Mike Petrich (1985-87, 89)

PASS RECEPTION TOUCHDOWNS

Game	5 by Tim Battaglia vs. MSU-Moorhead (10/12/02)*
Season	19 by Tim Battaglia (2002)
Career	38 by Tim Battaglia (2000-2003)
Consecutive Games With a Touchdown Reception	8 by Greg Aker (9/17/05-11/5/05)

ALL-PURPOSE YARDS

Game	354 by Isaac Odim vs. Concordia-St. Paul (8/29/09)
Season	2,496 by Isaac Odim (2009)
Career	5,593 by Isaac Odim (2008-10)

INTERCEPTIONS THROWN

Game 7 by Jim Malosky, Jr. vs. Southwest Minnesota State (11/7/87)
 Season 17 by Ted Schlafke (2005)
 Career 53 by Ted Schlafke (2005-08)
 53 by Ricky Fritz (1998-2002)

TOTAL PLAYS

Game 84 by Ted Schlafke vs. St. Cloud State (11/10/07)
 Season 631 by Ted Schlafke (2007)
 Career 2,237 by Ted Schlafke (2005-08)

TOTAL YARDAGE

Game 508 by Ted Schlafke vs. St. Cloud State (11/5/05)
 Season 4,174 by Drew Bauer (2016)
 Career 13,021 by Ted Schlafke (2008)

INTERCEPTIONS

Game 3 by 8 Bulldogs (including Mike Petrich three times)
 Season 9 by Chris Westberg (1988)
 9 by Mike Petrich (1987)
 Career 19 by Mike Petrich (1985-87, 89)
 19 by Scott Claflin (1983-86)

INTERCEPTION RETURN YARDAGE

Game 144 by Chris Westberg vs. Minnesota-Morris (10/1/88)
 Season 278 by Chris Westberg (1988)
 Career 363 by Mike Petrich (1985-87, 89)

PASS BREAKUPS

Game 4 by Brandon Wood vs. Northern State (10/10/09)
 Season 17 by Darion Fletcher (2015)
 Career 31 by Darion Fletcher (2012-15)

PUNTS

Game 12 by Steve Kragseth vs. Northern Michigan (9/10/83)
 Season 69 by John Olson (1970)
 Career 215 by Luke Radke (2004-07)

PUNTING YARDAGE

Game 481 by Steve Kragseth vs. Northern Michigan (9/10/83)
 Season 2,809 by John Olson (1970)
 Career 7,907 by Luke Radke (2004-07)

PUNTING AVERAGE

Game 51.0 (4/204) by Luke Radke vs. South Dakota (9/15/07)
 51.0 (4/204) by Cameron Hausman vs. Bemidji State (10/22/16)
 Season 43.0 (35/1,505) by Amory Bodin (1977)
 Career 39.6 by Amory Bodin (1976-78, 1980)

PUNT RETURNS

Game 8 by Corey Veech vs. Bemidji State (11/2/85)
 Season 39 by Cash Langeness (2002)
 Career 91 by Cash Langeness (2000-03)

PUNT RETURN YARDAGE

Game 106 by Cash Langeness vs. Southwest Minnesota State (9/20/03)
 Season 360 by Terry Egerdahl (1975)
 Career 843 by Cash Langeness (2000-03)

PUNT RETURN AVERAGE

Game 52.0 by Ted McKnight vs. MSU-Moorhead(11/6/76)
 Season 27.7 (13/360) by Terry Egerdahl (1975)
 Career 11.3 by Terry Egerdahl (1972-75)

KICKOFF RETURNS

Game 8 by Erik Hanson vs. St. Cloud State (9/11/99)
 Season 29 by Erik Hanson (1999)
 Career 77 by Cash Langeness (2000-03)

KICKOFF RETURN YARDAGE

Game 182 by Beau Bofferding vs. Concordia-St. Paul (9/17/16)
 Season 890 by Beau Bofferding (2016)
 Career 2,123 by Cash Langeness (2000-03)

KICKOFF RETURN AVERAGE

Game: 44.8 (4/179) by Erik Hanson vs. MSU-Mankato (9/4/99)
 Season 35.9 (13/467) by Isaac Odum (2009)
 Career 27.6 (23/724) by Isaac Odum (2008-10)

TOTAL TOUCHDOWNS

Game 6* by Ted McKnight vs. Southwest Minnesota State (10/16/76)
 Season 33 by Isaac Odum (2009)
 Career 82 by Isaac Odum (2008-10)

POINTS

Game 36* by Ted McKnight vs. Southwest Minn. State (10/16/76)
 Season 198 by Isaac Odum (2009)
 Career 492 by Isaac Odum (2008-10)

EXTRA POINTS (1) MADE

Game 11 by Andrew Brees vs. Minn. Crookston (11/1/14)
 Season 74 by David Nadeau (2010)
 Career 258 by David Nadeau (2008-11)
 Consecutive 75 by David Nadeau (10/30/10-12/3/11)

EXTRA POINTS (1) ATTEMPTED

Game 11 by Andrew Brees vs. Minn. Crookston (11/1/14)
 11 by Chad Gerlach vs. Minn. Crookston (9/28/02)
 Season 78 by David Nadeau (2010)
 Career 271 by David Nadeau (2008-11)

FIELD GOALS MADE

Game 4 by Curtis Cox at Southwest Minnesota State (9/23/23)
 4 by David Nadeau vs. Bemidji State (9/24/11)
 4 by Mark Holsten vs. Southwest Minnesota State (9/29/84)
 Season 15 by David Nadeau (2010)
 Career 44 by David Nadeau (2008-11)
 Consecutive 12 by David Nadeau (10/30/10-12/18/10)

FIELD GOALS ATTEMPTED

Game	5 by Britt Bauman vs. Upper Iowa (10/25/04)
Season	18 by David Nadeau (2010)
Career	60 by David Nadeau (2008-11)

POINTS BY A PLACEKICKER

Game	14 by David Nadeau vs. Mary (9/27/08) 14 by Chad Gerlach vs. Bemidji State (11/2/02)
Season	119 by David Nadeau (2010)
Career	390 by David Nadeau (2008-11)

TOTAL TACKLES

Game	18 by Brian Potocnik vs. Northern State (9/26/92)
Season	108 by Marc Achterkirch (1994)
Career	323 by Tyler Yelk (2005-08)

QUARTERBACK SACKS

Game	4.5 by Sean Callahan vs. Southwest Minn. State (10/27/90)
Season	15.0 by Russ Rabe (2003)
Career	29 by Russ Rabe (2001-04)

TACKLES FOR LOSS

Game	5.0 by Sean Callahan vs. Southwest Minn. State (10/27/90)
Season	19.5 by Russ Rabe (2003)
Career	45.5 by Russ Rabe (2001-04)

GAMES PLAYED

Season	15 by Many (2010 and 2008)
Career	57 by Cody Eich (2008-11) 57 by Rob Huberty (2008-11)
Consecutive	57 by Cody Eich & Rob Huberty (2008-11)

GAMES STARTED

Season	15 by Many (2010 and 2008)
Career	54 by Tom Olson (2010-13) 54 by Garth Heikkinen (2009-12)
Consecutive	54 by Tom Olson (2010-13) 54 by Garth Heikkinen (2009-12)

#NCAA II freshman record *NSIC record

NCAA II STATISTICAL CHAMPIONS

INDIVIDUAL	CATEGORY	YEAR	AVG./TOTAL
Mike Petrich	Interceptions	1987	0.82 ipg
Amory Bodin	Scoring	1980	11.6 ppg
Ted McKnight	Rushing Yardage	1976	148.2 ypg
Terry Egerdahl	Punt Return Yardage	1975	27.7 ypr
SEASON	CATEGORY	AVG./TOTAL	
2022	Time of Possession	35:00	
2019	Total Defense	250.3 ypg	
2018	Total Defense	205.7 ypg	
2018	Rushing Defense	59.2 ypg	
2018	Third Down Conversion Defense	0.225	
2016	Time of Possession	36:14	
2016	Fumbles Recovered	17	
2012	Third Down Percentage	54.84 percent	
2010	Scoring Defense	12.7 ppg	
2005	Kickoff Return Yardage	26.8 ypr	
1980	Scoring Offense	35.4 ppg	
1980	Scoring Defense	7.6 ppg	
1980	Rushing Offense	307.3 ypg	
1977	Scoring Defense	7.8 ppg	
1974	Scoring Defense	5.6 ppg	



AMORY BODIN

NCAA II SINGLE GAME RECORDS

FIELD GOALS BLOCKED	OPPONENT	NO.
Nov. 4, 2000	Winona State	4

BULLDOG BESTS (Game) # NCAA Freshman Record

RUSHING YARDS

1. Erik Conner vs. Bemidji State (10/21/00)	23	236	2
1. Kyle Walljasper vs. Winona State (11/02/24)	26	236	5
2. Ted McKnight vs. Southwest Minn. (10/16/76)	17	235	6
3. Ted McKnight vs. Wisconsin-Superior (9/11/76)	16	232	4
4. Ted McKnight vs. Bemidji State (10/23/76)	17	229	4
5. Isaac Odim vs. Northern State (10/10/09)	28	228	3
6. Chase Vogler vs. Northern State (11/10/12)	22	224	5
7. Dave Ruffedt vs. Concordia-St. Paul (10/25/03)	24	219	5
8. Eric Rajala vs. MSU-Moorhead (11/3/90)	24	216	1
9. Erik Conner vs. Minnesota-Morris (10/25/97)	23	213	3
10. Austin Sikorski vs. MSU-Moorhead (10/12/13)	21	212	3
11. Ted McKnight vs. Michigan Tech (11/6/76)	30	210	3
12. Joe Russell vs. MSU-Moorhead (9/18/04)	31	210	2
13. Sam Hardwig vs. Minnesota-Morris (10/28/95)	41	208	3
14. Jack Martinsen vs. MSU-Mankato (10/26/77)	36	207	3
15. Tom Murray vs. Michigan Tech (9/18/87)	29	203	1
16. Bill Shaughnessy vs. Minnesota-Morris (10/17/98)	20	202	2
17. Logan Lauters vs. Northern State (10/18/14)	15	200	1

PASSING YARDS

1. Ted Schlafke vs. South Dakota (10/29/05)	46	31	1	457	6
2. John Larson vs Upper Iowa (10/2/21)	33	22	0	447	6
2. Ted Schlafke vs. St. Cloud State (11/5/05)	52	34	4	430	5
3. Ben Everhart vs. Wayne State (9/23/17)	44	27	2	422	1
4. Ricky Fritz vs. Concordia-St. Paul (10/7/00)	49	24	3	413	3
5. Drew Bauer vs. St. Cloud State (11/12/16)	40	27	1	388	3
6. Ricky Fritz vs. MSU-Moorhead (10/12/02)	27	19	1	379	6
7. John Larson vs. Central Missouri (12/12/02)	47	23	1	371	3
8. Ted Schlafke vs. St. Cloud State (11/10/07)	57	37	1	350	0
9. Ted Schlafke vs. MSU-Moorhead (9/17/05)	34	28	1	347	4
10. Ted Schlafke vs. MSU-Mankato (10/13/07)	57	32	2	340	1

TOTAL OFFENSE

1. Ted Schlafke vs. St. Cloud State (11/5/05)	73	508	5
2. Ted Schlafke vs. South Dakota (10/29/05)	58	504	6
3. Ted Schlafke vs. St. Cloud State (11/10/07)	84	495	1
4. Drew Bauer vs. St. Cloud State (11/12/16)	60	488	5
5. Drew Bauer vs. Augustana (9/24/16)	55	470	2
6. Ben Everhart vs. Wayne State (9/23/17)	57	428	2
7. John Larson vs. Central Missouri (12/2/17)	66	421	3
8. Ricky Fritz vs. Concordia-St. Paul (10/7/00)	54	410	3
9. Drew Bauer vs. St. Cloud State (10/11/14)	44	408	3
10. Kyle Walljasper vs. Sioux Falls (9/16/23)		406	4

PASS RECEPTIONS

1. Tim Battaglia vs. Bemidji State (10/27/01)	12	194	4
1. Greg Aker vs. South Dakota (9/16/06)	12	105	1
1. Brandan Anson vs. Western Washington (9/29/07)	12	101	2
1. Brad Foss vs. St. Cloud State (11/10/07)	12	99	0
5. Brandan Anson vs. MSU-Mankato (10/13/07)	11	113	0
5. Jeff Wenngatz vs. MSU-Moorhead (11/14/98)	11	109	0
5. Brandan Anson vs. Nebraska-Omaha (10/20/07)	11	80	0
8. Tim Battaglia vs. Concordia-St. Paul (10/25/03)	10	249	2
8. Tim Battaglia vs. MSU-Moorhead (10/12/02)	10	228	5
8. Greg Aker vs. South Dakota (10/29/05)	10	185	4
8. Greg Aker vs. Nebraska-Omaha (10/8/05)	10	173	3
8. D.J. Winfield vs. Mary (9/25/08)	10	172	1
8. Nate Ricci vs. St. Cloud State (11/12/16)	10	159	1
8. Aaron Roth vs. Ouachita Baptist (11/29/14)	10	145	1
8. Tim Battaglia vs. South Dakota (9/13/03)	10	145	0
8. Beau Bofferding vs. Augustana (9/13/14)	10	105	1

ATT YDS TD

ATTCOMP INT YDS TD

TP YDS TD

NO YDS TD

DEFENSIVE LEADERS (Season)

TOTAL TACKLES

1. Marc Achterkirch (LB; 1994)	55	53	108
2. Kevin Westbrook (DB; 2000)	64	43	107
3. Kiel Fechtelkotter (LB; 2010)	43	62	105
4. Craig Potocnik (LB; 1984)	39	64	103
5. Colby Ring (LB; 2011)	51	50	101
5. Robbie Aurich (LB; 2008)	57	44	101
7. Brian DeDominces (DB; 1997)	63	37	100
8. Cody Eich (DB; 2011)	47	46	93
8. Robbie Aurich (LB; 2009)	53	40	93
8. Brian Potocnik (LB; 1992)	40	53	93

SACKS

1. Russ Rabe (DE; 2003)	15.0
2. Beau Bates (LB; 2016)	13.0
3. Steve Ahlers (DE; 1984)	12.0
4. Zach Bassuener (LB; 2016)	11.5
5. Geoff Fischer (DE; 2004)	10.5
6. Alex Helmer (LB; 2018)	10.0
7. Nate Davis (DE; 2002)	9.5
8. Nate Pearson (LB; 2021)	9.0
8. Nate Pearson (LB, 2019)	9.0
8. Nate Miller (DT; 1997)	9.0
8. Sean Callahan (LB; 1991)	9.0

INTERCEPTIONS

1. Chris Westberg (1988)	9	278	2
1. Mike Petrich (1987)	9	151	1
3. Scott Claflin (1986)	8	74	0
3. Kelly Fleissner (1977)	8	71	0
5. Tim Garceau (2004)	7	98	0
5. Jim Crawford (1981)	7	64	0
5. Dayvia Gbor (2022)	7	6	0
7. Cole Strilizuk (2008)	6	241	1
7. Cash Langeness (2001)	6	66	1
7. Jason Wolf (1990)	6	53	0
7. Dale Roehl (1990)	6	37	0
7. Scott Claflin (1985)	6	30	0

Note: Tackle statistics are not available before 1981; interceptions before 1976.



ERIK CONNER

BULLDOG BESTS (CAREER)

RUSHING YARDS

	ATT.	YDS	LOSS	NET	AVG	TD
1. Isaac Odim (2008-10)	589	4,313	71	4,242	7.2	72
2. Logan Lauters (2012-15)	455	3,442	91	3,351	6.3	35
3. Dave Ruffedt (2001-04)	648	3,479	151	3,228	5.1	47
4. Austin Sikorski (2011-2014)	554	3,347	131	3,216	5.8	43
5. Drew Bauer (2013-16)	673	3,778	579	3,199	4.8	37
6. Brad Foss (2007-10)	531	3,101	100	3,001	5.6	30
7. Ted McKnight (1973-76)	502	3,067	110	2,957	5.9	47
8. Chase Vogler (2009-12)	525	3,405	502	2,903	5.5	39
9. Kyle Walljasper (2022-25)	533	2,961	---	-----	5.3	44
10. Corey Veech (1982-86)	606	2,904	136	2,768	4.6	30

PASSING YARDS

	ATT	COMP	PCT	INT	YDS	TD
1. Ted Schlafke (2005-08)	1,692	1,055	.624	53	11,591	106
2. Drew Bauer (2013-16)	1,162	688	.592	29	9,061	89
3. Ricky Fritz (1998-2002)	1,090	547	.502	53	8,711	90
4. Chase Vogler (2009-12)	938	593	.632	26	7,583	59
5. Kyle Walljasper (2022-25)	655	426	.65	16	5,784	67
6. John Larson (2017-2021)	647	363	.56	17	5,308	71
7. Trevor Theelke (1995-98)	563	284	.504	16	4,175	32
8. Bruce Grant (1980-83)	482	254	.527	23	3,690	36
9. Jim Malosky (1984-87)	455	212	.465	34	2,866	41
10. Ray Norsted (1962-65)	447	179	.400	28	2,321	23

TOTAL OFFENSE

	TP	RUSH	PASS	YDS	TD
1. Ted Schlafke (2005-08)	2,237	1,434	11,587	13,021	118
2. Drew Bauer (2013-16)	1,835	3,199	9,061	12,260	126
3. Chase Vogler (2009-12)	1,463	2,903	7,583	10,486	98
4. Ricky Fritz (1998-2002)	1,464	1,215	8,711	9,926	104
5. Kyle Walljasper (2022-24)	536	2,961	5,784	8,745	111
6. John Larson (2017-21)		1188	5308	6,496	56
7. Trevor Theelke (1995-98)	843	1,021	4,175	5,196	53
8. Isaac Odim (2008- 10)	589	4,242	0	4,242	72
9. Bruce Grant (1980-83)	628	199	3,690	3,887	43
10. Jim Malosky (1984-87)	781	824	2,866	3,690	58

PASS RECEPTIONS

	NO.	YARDS	AVG.	TD
1. Tim Battaglia (2000-03)	189	3,685	19.5	38
2. Steve Battaglia (1999-2002)	182	3,037	16.7	33
3. Zach Zweifel (2011- 2014)	174	2,308	13.3	17
4. Greg Aker (2003-06)	178	2,211	12.4	25
5. D.J. Winfield (2007-10)	170	2,896	17.0	27
6. Armani Carmickle (2019-2022)	120	2201	18.3	20
7. Tony Doherty (2005-08)	148	1,861	12.6	15
8. Aaron Roth (2011- 2014)	151	1,689	11.2	15
9. Jason Balts (2015-2018)	112	1,995	17.8	17
10. Terry Egerdahl (1972-75)	111	1,425	12.8	12

DEFENSIVE LEADERS (Career)

TOTAL TACKLES

	NO.
1. Tyler Yelk (DB; 2005-08)	323
2. Robbie Aurich (LB; 2006-10)	310
3. Colby Ring (LB; 2010-13)	283
4. Cameron Harper (DB; 2009-12)	282
5. Kevin Westbrook (DB; 1998-01)	277
6. Jim Johnson (DB; 2005-08)	276
7. Beau Bates (LB; 2013-16)	264
8. Marc Achterkirch (LB; 1991-94)	261
9. Jeff Sajdak (DB; 1982-85)	257
10. Kiel Fechtelkotter (LB; 2007-10)	255

SACKS

	NO.
1. Russ Rabe (LB/DE; 2001-04)	29.0
2. Nate Pearson (LB; 2017-2021)	27.0
3. Sean Callahan (LB; 1988-91)	22.5
4. Geoff Fischer (DE; 2001-04)	21.5
5. Zach Bassuener (LB; 2014-17)	20.5
6. Drew Hennessey (DE; 2021-24)	20.0
7. Beau Bates (LB; 2013-16)	19.0
8. Rob Huberty (LB; 2008-11)	18.5
Cody Ahmann (LB;2004-07)	18.5
9. Nate Davis (DT; 1999-02)	17.0
Scott Concannon (DE; 1986-89)	17.0
Steve Ahlers (DE; 1982-84)	17.0

INTERCEPTIONS

	NO.
1. Mike Petrich (1985-87, '89)	19
Scott Claflin (1983-86)	19
3. Jim Crawford (1979-81)	17
4. Jason Wolf (1989-92)	15
Chris Westberg (1986-90)	15
6. Tim Garceau (2003-06)	14
Cash Langeness (2000-03)	14
Tom Lawrence (1978-81)	14
9. Mark Callaway (1986-89)	13
10. Jim Johnson (2005-08)	12
Tim Visina (1979-81)	12





DREW BAUER

BULLDOG BESTS (Season)

TOTAL OFFENSE	TP	Rush	Pass	Yds	TD
1. Drew Bauer (2016)	550	753	3,421	4,174	36
2. Ted Schlafke (2005)	625#	256	3,335	3,591#	35
3. Ted Schlafke (2008)	461	495	3,198	3,513	42
4. Drew Bauer (2014)	549	983	2,403	3,386	38
5. Chase Vogler (2012)	399	893	2,307	3,200	36
6. Ted Schlafke (2007)	631	500	2,698	3,198	24
7. Ricky Fritz (2002)	361	295	2,760	3,055	39
8. Chase Vogler (2010)	350	905	1,913	2,818	24
9. Ted Schlafke (2006)	520	183	2,536	2,719	17
10. Kyle Walljasper (2023)	368	1,071	1,580	2,685	39
11. Ricky Fritz (2000)	414	317	2,315	2,632	24


PASS RECEPTIONS	NO	YDS	AVG	TD
1. Vinny Flury (2005)	77	867	11.3	5
2. D.J. Winfield (2008)	71	1,201	16.9	14
3. Brandan Anson (2007)	69	586	8.5	3
4. Greg Aker (2006)	68	675	9.9	4
5. Armani Carmickle (2021)	67	1,315	19.6	11
Greg Aker (2005)	67	1,005	15.0	15
7. Nate Ricci (2016)	61	1,047	17.2	5
8. Tim Battaglia (2003)	60	1,119	18.6	8
9. Steve Battaglia (2002)	60	988	16.5	9
10. Jason Balts (2017)	57	1,003	17.6	8


RUSHING YARDS	ATT	YDS	LOSS	NET	AVG	TD
1. Issac Odum (2009)	259	1,845	37	1,808	7.0	29
2. Issac Odum (2008)	224	1,655	17	1,638	7.3	26
3. Logan Lauters (2014)	225	1,552	26	1,526	6.8	14
4. Ted McKnight (1976)	220	1,524	42	1,482	6.7	22
5. Corey Veech (1986)	269	1,419	42	1,377	5.1	19
6. Austin Sikorski (2013)	197	1,290	30	1,260	6.4	16
7. Dave Ruffedt (2003)	176	1,256	38	1,218	6.9	21
8. Brad Foss (2010)	202	1,188	37	1,151	5.7	12
9. Amory Bodin (1980)	175	1,102	45	1,057	6.0	18
10. Drew Bauer (2014)	202	1,184	201	983	4.9	14

PASSING YARDS	ATT	COMP	INT	PCT	YDS	TD
1. Drew Bauer (2016)	375	234	7	.624	3,421	30
2. Ted Schlafke (2005)	490	305	17	.622	3,335#	33
3. Ted Schlafke (2008)	328	213	10	.649	3,018	35
4. Ricky Fritz (2002)	287	160	12	.557	2,760	34
5. Ted Schlafke (2007)	455	285	11	.626	2,698	22
6. Ted Schlafke (2006)	419	256	15	.601	2,536	16
7. Drew Bauer (2014)	347	202	6	.582	2,403	25
8. Ricky Fritz (2000)	319	145	13	.455	2,315	22

#NCAA Freshman Record

SCORING	TD	XPT	2PT	FG	Pts
1. Isaac Odum (2009)	33	0	0	0	198
2. Isaac Odum (2008)	30	0	0	0	180
3. Ted McKnight (1976)	24	0	0	0	144
4. Dave Ruffedt (2003)	22	0	0	0	132
5. Corey Veech (1986)	20	0	1	0	122
6. David Nadeau (2011)	0	74	0	15	119
7. Tim Battaglia (2002)	19	0	1	0	116
7. Amory Bodin (1980)	19	0	1	0	116
9. Isaac Odum (2010)	19	0	0	0	114
9. Beau Bofferding (2016)	19	0	0	0	114





UMD 20, CHADRON STATE 10 - DULUTH, MINNESOTA, NOV. 22, 2018
UMD 19, GRAND VALLEY STATE 13 - ALLENDALE, MICHIGAN, NOV. 29, 2018
UMD 45, CALIFORNIA (PA.) 7 - CALIFORNIA, PENNSYLVANIA, DEC. 6, 2018



UMD 21, NORTHWEST MISSOURI STATE 14
Florence, Alabama, Dec. 13, 2008

Yes, defense still wins championships and for the University of Minnesota Duluth that meant claiming the most consequential title NCAA Division II football has to offer.

The Bulldogs, buoyed by a defensive unit which has been nothing short of stifling all year long, put a huge exclamation mark on a season for the ages by holding off No. 3 Northwest Missouri State University 21-14 in the NCAA II championship. UMD finished the year a perfect 15-0 -- one of only three NCAA II schools to ever reach that mark.

"All I can say is 'wow,'" said UMD head coach Bob Nielson. "The kind of win we had today really speaks to the character of our football team. They never give up and are always supportive of one another, no matter what the circumstances. Today's game is simply a great ending to a great, great year."

For the 14th time in 15 games this season, No. 6 UMD got on the scoreboard first when senior wide receiver Tony Doherty hauled in a 38-yard touchdown catch from senior All-American quarterback Ted Schlafke with 14 seconds remaining in the opening half. The Bulldogs extended their lead to 14-0 midway through the third quarter on a Schlafke-to-Isaac Odum scoring strike from five yards out before Odum made it

21-0 a little more than a minute into the fourth quarter by plowing ahead for his school-record 30th overall touchdown this fall.

Northwest Missouri added a pair of scores in the last eight minutes of regulation -- a 44-yard interception return by Aldwin Foster-Rettig and a one-yard touchdown reception by Ralphael Robinson to pull to within seven. But, on the ensuing kickoff following Robinson's touchdown, Northwest Missouri State attempted an on-side kick which was smothered by Bulldog senior Luke Schalekamp sealing UMD's first NCAA II championship in any sport.

"That touchdown just before halftime was a big momentum builder for us," said Schlafke. "We managed the clock pretty well (by driving 75 yards on six plays in just 1:03) and the TD was on a route we actually haven't thrown all year."

Northwest Missouri State (12-2), competing in its fourth consecutive NCAA II title game, managed just 106 yards on the ground (on 32 carries) and coughed the ball up on four occasions -- two fumbles and two interceptions. The quarterbacking tandem of Joel Osborn and Blake Bolles combined for 189 yards while completing 18 of 30 passes, but were also sacked six times -- twice by seniors Ben Loth and Drew Fautsch. Loth, Fautsch and the rest of the Bulldog defensive unit wound up allowing only four touchdowns during their four-game postseason run against a quartet of Top 12 clubs.

"We did some really effective things with our pass rush today," said sophomore inside linebacker Robbie Aurich, who was credited with a game-high 13 total tackles. "I thought our defensive coordinator John Steger developed a terrific game plan and we just went out and executed it."

BOX SCORE

TEAMS	1	2	3	4	FINAL
UMD	0	7	7	7	21
NW Missouri State	0	0	0	14	14

SCORING SUMMARY

UMD - (2nd) Doherty 38-yd pass from Schlafke (Nadeau kick)
UMD - (3rd) Odum 5-yd pass from Schlafke (Nadeau kick)
UMD - (4th) Odum 4-yd run (Nadeau kick)
NMSU - (4th) Foster-Rettig 44-yd interception return (Frevort kick)
NMSU - (4th) Robinson 1-yd pass from Osborn (Frevort kick)

Braly Stadium
Attendance: 6,219

TEAM STATS	UMD	NMSU
First Downs	17	19
Rushes/yds	43/145	32/106
Passing yds	128	189
Total Plays/yds	66/273	62/295
Att-Comp-Int	14-23-2	18-30-2
Fumbles-lost	0-0	6-2
Penalties/yds	1/12	3/30
3rd Down Conv.	6/15	6/12
Poss. Time	34:18	25:42



UMD 20, ST. CLOUD STATE 17 - NOV. 27 (DULUTH, MINN.)
 UMD 24, AUGUSTANA 13 - DEC. 4 (DULUTH, MINN.)
 UMD 17, NORTHWEST MISSOURI STATE 13 - DEC. 11 (DULUTH, MINN.)

UMD 20, DELTA STATE 17
 Florence, Alabama, Dec. 13, 2010

David Nadeau, by his own admission, has had better kicks during his three years at the University of Minnesota-Duluth, but none have been more important than the one he booted early Saturday afternoon in Florence, Ala. The junior placekicker put an exclamation point on a perfect season for the Bulldogs by nailing a 32-yard field goal as time expired, sending UMD to a 20-17 victory over Delta State University in the NCAA Division II championship game.

“When it came off of my foot, I knew it would be close,” said Nadeau. “It wasn’t the best kick I ever hit before by any means, but when I saw it going up, I knew then it was going in so I just turned around and ran.”

With the win, No. 1 UMD not only took home a second national championship but became the first NCAA II club ever to go 15-0 in a season more than once, duplicating the mark turned in by the 2008 Bulldogs on their way to the school’s first NCAA II crown of any kind.

“What a great game,” said UMD head coach Bob Nielson. “It was one of those days when both teams had an opportunity to win. We just kept plugging away and believing and when you do that, good things usually happen.”

UMD, which was meeting Delta State for the first time ever, struck first by getting a 32-yard field goal from Nadeau four minutes in, eight plays after junior Zach Hulce brought back the opening kickoff 47 yards

on his first return as a Bulldog. Freshman Joe Reichert recovered a fumble on the ensuing kickoff at the Delta State 34-yard line, but UMD was unable to capitalize -- instead giving the ball back to the Statesmen deep in Bulldog territory after Alex Miller’s punt was blocked (for the first time this season) following a muffed snap and returned to the UMD 11. Three snaps later, Micah Davis and Maurice Moore hooked up on an eight-yard scoring strike to give the Statesmen a 7-3 lead. The Bulldogs answered on their next series as junior quarterback Chase Vogler found a wide open Ben Helmer in the end zone from 14 yards. One possession after the Statesmen were snuffed by the Bulldogs on a fourth-and-goal situation at the UMD two, Davis hit Chance Davis with a 16-yard touchdown pass and Delta State went into the half up 14-10.

The Bulldogs regained the lead with 8:20 to go in regulation when senior running back Brad Foss rumbled 12 yards for his 12th

touchdown of the season. Delta State knotted the game at the 2:22 mark of the fourth quarter on Matt Snyder’s 27-yard field goal after they were unable to punch the ball in on three tries from within the Bulldog two-yard line. It was another example of the bend-but-don’t break defense which has been a trademark of UMD all season long. “I thought we executed extremely well in the red zone today, particularly in third and fourth down situations,” said Nielson, “We got some penetration at critical times when we needed to

Sophomore free safety Cameron Harper spearheaded a Bulldog defensive unit which forced four turnovers (three fumbles and an interception by junior strong safety Cody Eich which eventually led to Nadeau’s last-second field goal), finishing the afternoon with 17 total tackles -- one shy of the school mark.

BOX SCORE

TEAMS	1	2	3	4	FINAL
Delta State	7	7	0	3	17
UMD	10	0	0	10	20

SCORING SUMMARY

- UMD- (1st) Nadeau 32-yd FG
- DSU- (1st) Moore 8-yd pass from Davis (Snyder kick)
- UMD (1st) Helmer 14-yd pass from Vogler (Nadeau kick)
- DSU- (2nd) Castile 28-yd pass from Davis (Snyder kick)
- UMD- (4th) Foss 12-yd run (Nadeau kick)
- DSU (4th) Snyder 27-yd FG
- UMD (4th) Nadeau 32-yd FG

Braly Stadium
 Attendance: 4,027

TEAM STATS

	UMD	NMSU
First Downs	20	19
Rushes/yds	31/106	52/240
Passing yds	240	118
Total Plays/yds	66/346	71/358
Att-Comp-Int	35-24-11	19-11-0
Fumbles-lost	3-3	1-1
Penalties/yds	7/40	3/34
3rd Down Conv.	4/12	2/13
Poss. Time	26:50	33:10

YEAR-BY-YEAR RECORDS

YEAR	COACH	OVERALL						CONFERENCE						
		W	L	T	PCT	PF	PA	W	L	T	PCT	PF	PA	FINISH
1930	Frank Kovach	0	3	2	.200	6	100	-	-	-	-	-	-	-
1931	Lloyd Peterson	1	5	0	.167	13	76	-	-	-	-	-	-	-
1932	Lloyd Peterson	3	3	0	.500	32	79	2	1	0	.667	20	29	T-1st
1933	Lloyd Peterson	3	3	1	.500	85	28	2	1	1	.625	41	14	3rd
1934	Lloyd Peterson	6	1	0	.857	105	15	3	1	0	.750	44	3	1st
1935	Lloyd Peterson	4	2	0	.667	82	70	2	2	0	.500	38	58	3rd
1936	Lloyd Peterson	4	1	0	.800	57	13	2	1	0	.667	51	13	T2nd
1937	Lloyd Peterson	5	2	0	.714	114	51	3	0	0	1.000	70	13	1st
1938	Lloyd Peterson	7	0	1	.938	98	28	3	0	0	1.000	26	0	1st
1939	Lloyd Peterson	5	1	1	.786	82	39	3	1	0	.750	35	19	T2nd
1940	Lloyd Peterson	2	5	0	.286	40	91	2	3	0	.400	33	66	4th
1941	Lloyd Peterson	1	6	0	.143	41	146	1	4	0	.200	35	106	5th
1942	Lloyd Peterson	2	3	1	.417	32	80	2	3	0	.400	32	80	4th
1943-45 (no teams)														
1946	Lloyd Peterson	4	1	2	.714	66	34	2	0	2	.750	41	14	T1st
1947	Lloyd Peterson	3	4	0	.429	63	67	1	3	0	.333	20	48	T5th
1948	Lloyd Peterson	4	3	0	.571	97	90	4	1	0	.800	84	45	T1st
1949	Lloyd Peterson	4	3	0	.571	121	103							
1950	Lloyd Peterson	4	3	0	.571	140	132	3	3	0	.500	114	132	T5th
1951	Lloyd Peterson	5	2	1	.688	136	92	5	1	0	.833	111	59	T2nd
1952	Lloyd Peterson	0	7	1	.062	47	217	0	6	0	.000	34	176	9th
1953	Lloyd Peterson	3	4	0	.429	129	88	3	3	0	.500	116	74	T5th
1954	Lloyd Peterson	5	3	0	.625	77	83	4	2	0	.667	50	63	T3rd
1955	Lloyd Peterson	3	5	0	.375	62	134	1	5	0	.167	42	127	7th
1956	Lloyd Peterson	4	4	0	.500	111	139	3	4	0	.429	66	12	5th
1957	Lloyd Peterson	2	5	1	.688	62	137	2	5	0	.286	62	137	6th
1958	Jim Malosky	4	4	0	.500	165	167	4	3	0	.571	159	153	4th
1959	Jim Malosky	5	2	1	.688	141	101	4	2	1	.643	113	101	3rd
1960	Jim Malosky	6	1	1	.813	221	78	6	1	0	.857	215	72	1st
1961	Jim Malosky	8	1	0	.889	354	101	7	0	0	1.000	305	60	1st
1962	Jim Malosky	6	2	1	.722	151	46	5	1	1	.786	131	39	2nd
1963	Jim Malosky	3	6	0	.333	112	187	2	5	0	.400	84	147	6th
1964	Jim Malosky	4	5	0	.444	215	114	2	5	0	.400	140	102	5th
1965	Jim Malosky	4	5	0	.444	148	197	3	4	0	.429	104	124	5th
1966	Jim Malosky	5	3	1	.611	166	105	4	2	1	.643	126	78	3rd
1967	Jim Malosky	7	1	1	.833	247	111	5	1	1	.786	167	90	T2nd
1968	Jim Malosky	4	6	0	.400	205	170	2	5	0	.286	113	110	7th
1969	Jim Malosky	4	6	0	.400	212	202	2	5	0	.286	144	148	6th
1970	Jim Malosky	7	2	1	.750	153	117	4	2	1	.643	94	100	3rd
1971	Jim Malosky	6	3	1	.650	146	83	5	2	0	.714	122	56	3rd
1972	Jim Malosky	5	4	0	.556	193	134	4	3	0	.571	175	120	T3rd
1973	Jim Malosky	8	1	0	.889	174	78	6	1	0	.857	138	78	T1st
1974	Jim Malosky	7	2	1	.750	123	52	4	2	1	.643	63	27	T3rd
1975	Jim Malosky	8	2	0	.800	201	94	6	1	0	.857	129	41	2nd
1976	Jim Malosky	6	4	0	.600	251	137	5	2	0	.714	216	86	T2nd
1977	Jim Malosky	7	3	0	.700	246	78	4	3	0	.517	172	72	T4th
1978	Jim Malosky	7	3	0	.700	248	109	6	2	0	.750	225	74	T2nd
1979	Jim Malosky	8	2	0	.800	268	79	7	1	0	.875	219	66	T1st
1980	Jim Malosky	10	0	0	1.000	354	76	8	0	0	1.000	281	69	1st
1981	Jim Malosky	9	1	0	.900	295	106	5	1	0	.833	169	61	2nd
1982	Jim Malosky	7	2	0	.778	298	143	5	1	0	.833	196	75	2nd

YEAR	COACH	OVERALL						CONFERENCE						
		W	L	T	PCT	PF	PA	W	L	T	PCT	PF	PA	FINISH
1983	Jim Malosky	6	4	0	.600	206	141	4	2	0	.667	138	84	T2nd
1984	Jim Malosky	6	4	0	.600	169	129	4	2	0	.667	113	68	T3rd
1985	Jim Malosky	8	2	0	.800	226	132	6	0	0	1.000	154	47	1st
1986	Jim Malosky	*8	1	2	.818	361	84	4	0	2	.833	178	21	T1st
1987	Jim Malosky	*8	3	0	.727	309	147	5	1	0	.833	188	62	1st
1988	Jim Malosky	7	4	0	.636	301	123	4	2	0	.667	163	64	3rd
1989	Jim Malosky	5	5	0	.500	205	97	3	3	0	.500	108	51	T4th
1990	Jim Malosky	9	1	1	.864	266	136	5	1	0	.833	153	86	T1st
1991	Jim Malosky	6	4	0	.600	258	192	4	1	0	.800	148	82	3rd
1992	Jim Malosky	5	5	1	.500	193	226	4	1	1	.750	117	74	T2nd
1993	Jim Malosky	8	3	0	.727	245	188	4	2	0	.667	146	84	T2nd
1994	Jim Malosky	4	7	0	.363	229	249	3	3	0	.500	153	99	T4th
1995	Jim Malosky	8	2	1	.777	254	195	5	0	1	.917	169	71	T1st
1996	Jim Malosky	8	3	0	.727	372	228	6	0	0	1.000	271	99	1st
1997	Jim Malosky	4	6	0	.400	250	231	4	2	0	.667	204	111	2nd
1998	Vince Repesh & Jim Malosky Jr	4	7	0	.363	238	289	3	3	0	.500	135	156	4th
1999	Bob Nielson	3	8	0	.272	198	288	3	5	0	.375	162	180	T6th
2000	Bob Nielson	7	4	0	.636	315	256	5	3	0	.625	241	192	T3rd
2001	Bob Nielson	9	3	0	.750	408	218	7	2	0	.778	346	132	2nd
2002	Bob Nielson	11	1	0	.917	539	216	9	0	0	1.000	431	141	1st
2003	Bob Nielson	8	3	0	.727	401	198	6	2	0	.667	281	162	3rd
2004	Kyle Schweigert	4	7	0	.363	203	300	1	5	0	.167	105	190	6th
2005	Kyle Schweigert	8	4	0	.667	358	301	4	2	0	.667	200	188	T1st
2006	Kyle Schweigert	6	4	0	.600	210	231	4	4	0	.500	145	210	4th
2007	Kyle Schweigert	4	6	0	.400	225	280	3	5	0	.375	167	221	T5th
2008	Bob Nielson	15	0	0	1.000	613	173	10	0	0	1.000	461	111	1st
2009	Bob Nielson	11	2	0	.846	498	163	10	0	0	1.000	436	119	1st
2010	Bob Nielson	15	0	0	1.000	595	190	10	0	0	1.000	479	120	1st
2011	Bob Nielson	11	3	0	.786	412	265	8	2	0	.800	313	174	T1st
2012	Bob Nielson	10	2	0	.833	558	281	10	1	0	.909	503	224	1st
2013	Curt Wiese	11	2	0	.846	540	223	10	1	0	.909	464	165	T2nd
2014	Curt Wiese	13	1	0	.929	573	300	11	0	0	1.000	483	190	T1st
2015	Curt Wiese	9	3	0	.750	411	198	8	3	0	.727	381	176	T4th
2016	Curt Wiese	10	2	0	.833	541	397	10	1	0	.909	515	338	2nd
2017	Curt Wiese	9	3	0	.750	393	222	9	2	0	.818	365	184	T3rd
2018	Curt Wiese	11	1	0	.917	490	149	11	0	0	1.000	473	116	T1st
2019	Curt Wiese	8	3	0	.727	376	181	8	3	0	.727	376	181	T2nd
2020	Curt Wiese	No Season Due to COVID-19												
2021	Curt Wiese	9	3	0	.750	391	300	9	2	0	.818	377	252	T2nd
2022	Curt Wiese	8	3	0	.727	367	206	8	3	0	.727	367	206	T2nd
2023	Curt Wiese	9	2	0	.818	415	205	8	2	0	.800	368	195	T2nd
2024	Curt Wiese	7	4	0	.636	377	202	6	4	0	.600	342	195	T5th
TOTALS		574	286	4	.667	21,657	13,721	424	180	4	.702	16,367	9,617	

NSIC	W	L	T	FIRST	LAST MEETING	OPPONENT	W	L	T	FIRST	LAST MEETING	
Augustana (S.D.)	12	2	0	2004	L 24-28 (2024)	Minnesota-Morris	22	5	1	1974	W 44-6 (2002)	
Bemidji State	48	13	1	1931	L 31-38 (2023)	Missouri Western State	1	1	0	2007	W 47-18 (2008)	
Concordia-St. Paul	14	3	0	1999	W 35-7 (2024)	Montana	0	1	0	1995	L 54-6 (1995)	
UMary	17	0	0	2006	W 43-7 (2024)	Montana State	0	3	0	1991	L 37-0 (1996)	
Minnesota State	23	19	1	1932	W, 30-16 (2024)	Nebraska-Kearney	1	0	0	2009	W 42-7 (2009)	
MSU Moorhead	42	18	4	1932	L 29-30 (2024)	Nebraska-Omaha	1	3	0	2004	L 42-17 (2007)	
Minot State	12	0	0	2012	W 35-21 (2024)	North Dakota	0	8	0	1963	L 31-14 (2007)	
Northern State	29	12	0	1980	W 21-24 (2024)	North Dakota State	0	1	0	1965	L 55-8 (1965)	
Sioux Falls	2	4	0	2013	L, 21-24 (2024)	Northwest Missouri State	3	2	0	2000	W 25-21 (2021)	
Southwest Minn. State	31	6	1	1976	W 62-0 (2024)	Northern Arizona	0	2	0	1992	L 40-6 (1997)	
Upper Iowa	9	1	0	2004	W 28-6 (2022)	Northern Iowa	0	1	1	2005	L 49-14 (2005)	
Wayne State (Neb.)	14	3	0	1993	L 18-28 (2023)	Northern Michigan	3	11	0	1961	W, 35-7 (2024)	
Winona State	38	10	0	1931	W 42-38 (2024)	Northland	3	2	0	1930	W 31-0 (1947)	
NON-CONFERENCE	W	L	T	FIRST	LAST MEETING	Northwestern (Iowa)	3	0	0	1980	W 69-0 (1986)	
Angelo State	0	1	0	2021	L 14-48 (2021)	Ouachita Baptist	1	0	0	2014	W 48-45 (2014)	
Augsburg	15	10	0	1951	W 16-3 (1975)	Portland State	0	1	0	1994	L 35-21 (1994)	
California U. (Pa.)	1	0	0	2008	W 45-7 (2008)	Saginaw Valley State	1	0	0	2011	W 30-27 (2011)	
Central Missouri	0	2	0	2001	L 38-28 (2017)	St. Cloud State	28	24	0	1933	W 20-14 (2019)	
Central Washington	2	2	0	2006	W 35-10 (2010)	St. Francis (Ill.)	0	2	0	1991	L 42-17 (1992)	
Chadron State	3	0	0	2004	W 20-10 (2008)	St. John's (Minn.)	11	19	0	1936	W 30-7 (1983)	
CSU-Pueblo	1	0	0	2011	W 24-21 (2011)	Saint Mary's (Minn.)	4	0	0	1950	W 27-6 (1954)	
Concordia-M'head	10	13	2	1950	W 10-6 (1975)	St. Olaf College	2	1	0	1950	W 14-6 (1975)	
Delta State	1	0	0	2010	W 20-17 (2010)	St. Thomas (Minn.)	15	8	1	1950	W 20-0 (1977)	
Duluth J.C.	3	1	1	1930	W 13-7 (1946)	South Dakota	3	4	0	2001	L 36-22 (2007)	
Emporia State	3	1	0	1954	L 59-26 (2016)	South Dakota State	1	1	0	1966	W 12-7 (1967)	
Eveleth J.C.	2	2	0	1930	W 21-6 (1939)	Texas A&M-Commerce	0	1	0	2018	L 33-17 (2018)	
Grand Valley State	1	1	0	2008	L 24-10 (2009)	Truman State	0	1	0	1983	L 20-19 (1983)	
Gustavus Adolphus	8	15	1	1951	W 28-0 (1975)	Virginia J.C.	2	3	0	1930	W 18-0 (1934)	
Hamline	17	6	1	1951	W 38-6 (1975)	Waldorf	1	0	0	2003	W 73-6 (2003)	
Hibbing J.C.	3	0	0	1935	W 19-7 (1939)	Wayne State (Mich.)	0	1	0	2011	L 31-25 (2011)	
Humboldt State	0	0	1	1990	T 7-7 (1990)	Western Washington	2	0	0	2006	W 22-14 (2007)	
Idaho State	1	0	0	1994	L 29-24 (1994)	Wisconsin-Eau Claire	6	2	0	1937	L 28-14 (1998)	
Itasca J.C.	0	0	1	1930	T 0-0 (1930)	Wisconsin-La Crosse	1	2	0	1996	L 34-13 (2004)	
Luther College (Iowa)	1	0	0	1988	W 24-0 (1988)	Wisconsin-Milwaukee	0	1	0	1971	L 13-0 (1971)	
Macalester	18	5	1	1950	W 13-7 (1975)	Wisconsin-Platteville	1	0	0	1984	W 10-0 (1984)	
Michigan Tech	13	3	0	1947	W 32-3 (1993)	Wisconsin-River Falls	1	0	0	1994	W 17-14 (1994)	
Minnesota (J. V.)	0	2	0	1948	L 26-13 (1949)	Wisconsin-Stout	2	3	1	1938	L 17-15 (2000)	
Minnesota-Crookston	16	1	0	1999	W 63-0 (2019)	Wisconsin-Superior	37	12	6	1931	W 42-6 (1989)	
TOTALS:							535	274	24			



1930 (0-3-2)

Coach: Frank Kovach

Captain: Harvey Walsh

Northland College	L	0-10
Itasca JC	T	0-0
Virginia JC	L	0-35
Eveleth JC	L	0-49
Duluth JC	T	6-6

1931 (1-5-0)

Coach: Lloyd Peterson

Captain: Manley Burns

Northland College	L	0-9
Winona State	W	7-0
Virginia JC	L	0-9
Duluth JC	L	6-18
Bemidji State	L	0-14
Wisconsin-Superior	L	0-26

1930 (3-3-0/NIC: 2-1; T-1st)

Coach: Lloyd Peterson

Captain: Stan Micolojak

MSU-Mankato	L	0-14
MSU-Moorhead	W	7-6
Virginia JC	W	12-6
Eveleth JC	L	0-18
Bemidji State	W	13-9
Wisconsin-Superior	L	0-26

1933 (3-3-1/NIC: 2-1-1; 3rd)

Coach: Lloyd Peterson

Captain: Neil Scott

Virginia JC	L	2-6
MSU-Moorhead	T	7-7
MSU-Mankato	W	3-0
St. Cloud State	L	0-7
Duluth JC	W	35-0
Wisconsin-Superior	L	7-8
Bemidji State	W	31-0

1934 (6-1-0/NIC: 3-1; 1st)

Coach: Lloyd Peterson

Captain: Jack O'Hehir

Virginia JC	W	18-0
St. Cloud State	W	14-0
MSU-Moorhead	W	17-0
Mankato State	W	13-0
Duluth JC	W	26-6
Wisconsin-Superior	W	17-6
Bemidji State	L	0-3

1935 (4-2-0/NIC: 2-2; 3rd)

Coach: Lloyd Peterson

Captain: Norm Johnson

MSU-Moorhead	L	0-32
Bemidji State	W	13-12
Hibbing JC	W	26-6
St. Cloud State	W	13-0
MSU-Mankato	L	12-14
Wisconsin-Superior	W	18-6

1936 (4-1-0/NIC: 2-1; T-2nd)

Coach: Lloyd Peterson

Winona State	W	25-0
St. Cloud State	L	0-7
Bemidji State	W	26-6
Wisconsin-Superior	W	3-0
St. John's	W	3-0

1937 (5-2-0/NIC: 3-0; 1st)

Coach: Lloyd Peterson

Captain: Babe Nagolski

St. John's	L	6-16
Wisconsin-Superior	L	0-13
St. Cloud State	W	20-13
Wisconsin-Eau Claire	W	12-7
Northland College	W	26-0
Bemidji State	W	31-2
Winona State	W	19-0

1938 (7-0-1/NIC: 3-0; T-1st)

Coach: Lloyd Peterson

Captain: Francis Gorham

Eveleth JC	W	21-13
Wisconsin-Eau Claire	W	12-0
St. Cloud State	W	6-0
Hibbing JC	W	20-6
Wisconsin-Superior	W	19-7
Bemidji State	W	6-0
Wisconsin-Stout	T	0-0
MSU-Moorhead	W	14-2

1939 (5-1-1/NIC: 3-1; T-2nd)

Coach: Lloyd Peterson

Captain: Charles Peglow

Eveleth JC	W	21-6
MSU-Mankato	W	13-0
St. Cloud State	W	7-6
Hibbing JC	W	19-7
Bemidji State	W	9-6
Moorhead State	L	6-7
Wisconsin-Superior	T	7-7

1940 (2-5-0/NIC: 2-3; 4th)

Coach: Lloyd Peterson

Captain: Eugene Dixon

Wisconsin-Superior	L	0-12
St. John's	L	7-13
St. Cloud State	L	6-19
Winona State	W	13-7
MSU-Mankato	W	14-12
MSU-Moorhead	L	0-18
Bemidji State	L	0-10

1941 (1-6-0/NIC: 1-4; 5th)

Coach: Lloyd Peterson

Captain: Verner Johnson

MSU-Moorhead	W	13-7
St. John's	L	6-13
Bemidji State	L	0-34
MSU-Mankato	L	9-21
Wisconsin-Superior	L	0-27
St. Cloud State	L	0-13
Winona State	L	13-31

1942 (2-3-1/NIC: 2-3; 4th)

Coach: Lloyd Peterson

Captain: Gus Novotney

MSU-Moorhead	W	6-0
St. Cloud State	L	7-25
Winona State	W	19-2
MSU-Mankato	L	0-19
Bemidji State	L	0-34
Wisconsin-Superior	T	0-0

No Teams (1943-1945)

1946 (4-1-2/NIC: 2-0-2; T-1st)

Coach: Lloyd Peterson

Captain: Gus Novotney

Winona State	W	22-7
Northland College	W	6-0
MSU-Moorhead	T	7-7
Bemidji State	W	12-0
Wisconsin-Superior	L	6-13
Duluth JC	W	13-7
MSU-Mankato	T	0-0

1947 (3-4-0/NIC: 1-3; T-5th)

Coach: Lloyd Peterson

Northland College	W	31-0
Wisconsin-Superior	L	0-19
St. Cloud State	L	7-26
Winona State	L	0-7
MSU-Moorhead	W	6-3
Bemidji State	L	7-12
Michigan Tech	W	12-0

1948 (4-3-0/NIC: 4-1; T-1st)

Coach: Lloyd Peterson

Captain: Dan Devine

Winona State	W	19-6
Michigan Tech	L	13-19
Bemidji State	W	32-6
Minnesota JV	L	0-26
St. Cloud State	L	14-26
MSU-Moorhead	W	6-0
MSU-Mankato	W	13-7

1949 (4-3-0)

Coach: Lloyd Peterson

Captain: Olav Lee

MSU-Moorhead	L	6-13
Bemidji State	W	13-12
MSU-Mankato	W	18-12
St. Cloud State	L	6-7
Winona State	W	32-6
Minnesota JV	L	13-26
Wisconsin-Superior	W	33-27

1950 (4-3-0/MIAC: 3-3; T-5th)

Coach: Lloyd Peterson

Captain: Fred Murphy

St. Olaf	W	19-6
St. Mary's	W	20-6
St. Thomas	L	12-41
Macalester	L	6-27
St. John's	L	18-33
Concordia-Moorhead	W	39-19
Wisconsin-Superior	W	26-0

1951 (5-2-1/MIAC:5-1; T-2nd)

Coach: Lloyd Peterson

Captain: Bob Murray

Wisconsin-Superior	T	7-7
Bemidji State	L	18-26
Augsburg	W	6-0
St. John's	W	18-6
Hamline	W	21-6
St. Thomas	W	20-14
St. Mary's	W	34-6
Gustavus Adolphus	L	12-27

1952 (0-7-1/MIAC: 0-6; 9th)

Coach: Lloyd Peterson

Captain: Ken Johnson, Holly Tucker

Wisconsin-Superior	T	6-6
St. John's	L	7-13
Macalester	L	0-6
Michigan Tech	L	7-35
Hamline	L	6-28
Gustavus Adolphus	L	14-55
Augsburg	L	0-32
Concordia-Moorhead	L	7-48

1953 (3-4-0/MIAC: 3-3; T-5th)

Coach: Lloyd Peterson

Captain: Roland Cloutier

Wisconsin-Superior	L	13-14
Macalester	L	9-12
Concordia-Moorhead	L	25-27
St. John's	W	33-6
St. Thomas	L	14-16
Augsburg	W	14-6
St. Mary's	W	21-7

1954 (5-3-0/MIAC: 4-2; T-3rd)

Coach: Lloyd Peterson

Captain: Dave Erholtz

Augsburg	W	7-6
Emporia State	W	20-7
Macalester	W	13-6
Hamline	W	3-0
St. Mary's	W	27-6
Concordia-Moorhead	L	0-6
Gustavus Adolphus	L	0-39
Wisconsin-Superior	L	7-13

1955 (3-5-0/MIAC: 1-5; 7th)

Coach: Lloyd Peterson

Captain: Wally Aunan

Wisconsin-Superior	W	7-0
St. John's	L	6-13
Augsburg	L	0-6
St. Thomas	L	0-26
Hamline	W	30-27
Concordia-Moorhead	L	6-35
Gustavus Adolphus	L	0-20
Emporia State	W	13-7

1956 (4-4-0/MIAC: 3-4; 5th)

Coach: Lloyd Peterson

Captain: Darrell Warner

Concordia-Moorhead	L	0-21
St. John's	L	0-44
St. Thomas	L	14-34
Macalester	W	18-6
Augsburg	L	6-21
Gustavus Adolphus	W	7-0
Hamline	W	21-0
Wisconsin-Superior	W	45-13

1957 (2-5-1/MIAC: 2-5; 6th)

Coach: Lloyd Peterson

Captains: Dick Forbort, Marv Heikkinen

Wisconsin-Superior	T	0-0
Hamline	W	18-7
Concordia-Moorhead	L	6-34
St. John's	L	7-17
St. Thomas	W	12-3
Macalester	L	19-40
Augsburg	L	0-10
Gustavus Adolphus	L	0-26

1958 (4-4-0/MIAC: 4-3; 4th)

Coach: Jim Malosky

Captain: Dick Ferrera, Clyde Smith

Wisconsin-Superior	L	6-14
Gustavus Adolphus	L	20-34
Hamline	W	22-6
Concordia-Moorhead	L	30-38
St. John's	L	29-42
St. Thomas	W	7-6
Macalester	W	24-14
Augsburg	W	27-13

1959 (5-2-1/MIAC: 4-2-1; 3rd)

Coach: Jim Malosky

Captains: Lino Rauzi, John Drazenovich

Wisconsin-Superior	W	28-0
Augsburg	W	38-25
Gustavus Adolphus	L	7-22
Hamline	W	14-0
St. Thomas	T	12-12
Macalester	W	28-14
St. John's	W	14-6
Concordia-Moorhead	L	0-22

1960 (6-1-1/MIAC: 6-1; 1st)

Coach: Jim Malosky

Captain: Wallace Fontaine

Wisconsin-Superior	T	6-6
Concordia-Moorhead	W	40-22
St. John's	L	7-8
St. Thomas	W	61-6
Macalester	W	39-0
Augsburg	W	26-14
Gustavus Adolphus	W	20-14
Hamline	W	22-8

1961 (8-1-0/MIAC: 7-0; 1st)

Coach: Jim Malosky

Captain: Dave Lindstrom

Wisconsin-Superior	W	43-6
Northern Michigan	L	6-35
Macalester	W	47-13
Augsburg	W	45-14
Gustavus Adolphus	W	70-0
Hamline	W	61-0
Concordia-Moorhead	W	34-14
St. John's	W	12-6
St. Thomas	W	36-13

1962 (6-2-1/MIAC: 5-1-1; 2nd)

Coach: Jim Malosky

Captains: Bruce Johnson, Jerry Wherley

Wisconsin-Superior	L	6-7
Northern Michigan	W	14-0
St. John's	L	0-6
St. Thomas	W	22-0
Macalester	W	14-10
Augsburg	W	31-8
Gustavus Adolphus	W	22-6
Hamline	W	34-7
Concordia-Moorhead	T	8-8

1963 (3-6-0/MIAC: 2-5; 6th)

Coach: Jim Malosky

Captain: Ken Schloer

Wisconsin-Superior	W	28-7
North Dakota	L	0-33
Concordia-Moorhead	L	16-36
St. John's	L	6-60
St. Thomas	L	0-14
Macalester	W	12-0
Augsburg	L	12-14
Gustavus Adolphus	W	26-7
Hamline	L	12-16

1964 (4-5-0/MIAC: 2-5; 5th)

Coach: Jim Malosky

Captain: Dick Fisher

Wisconsin-Eau Claire	W	29-6
Wisconsin-Superior	W	46-6
Hamline	W	34-0
Concordia-Moorhead	L	6-24
St. John's	L	12-21
St. Thomas	L	20-22
Macalester	W	42-0
Augsburg	L	6-14
Gustavus Adolphus	L	20-21

1965 (4-5-0/MIAC: 3-4; 5th)

Coach: Jim Malosky

Captain: Ray Norsted

Wisconsin-Superior	W	38-6
North Dakota State	L	8-55
Gustavus Adolphus	L	6-17
Hamline	W	22-16
Concordia-Moorhead	L	12-48
St. John's	L	8-17
St. Thomas	L	6-20
Macalester	W	34-6
Augsburg	W	16-0

1966 (5-3-1/MIAC: 4-2-1; 3rd)

Coach: Jim Malosky

Captain: Steve Sands

South Dakota State	L	0-27
Augsburg	L	0-13
Gustavus Adolphus	T	14-14
Hamline	L	6-18
Concordia-Moorhead	W	18-6
St. John's	W	22-7
St. Thomas	W	20-14
Macalester	W	47-6
Wisconsin-Superior	W	40-0

1967 (7-1-1/MIAC: 5-1-1; T-2nd)

Coach: Jim Malosky

Captain: Eric Eversley

Wisconsin-Superior	W	68-14
South Dakota State	W	12-7
St. Thomas	W	42-26
Macalester	W	38-10
Augsburg	W	29-0
Gustavus Adolphus	L	16-26
Hamline	W	22-13
Concordia-Moorhead	T	8-8
St. John's	W	12-7

1968 (4-6-0/MIAC: 2-5; 7th)

Coach: Jim Malosky

Captain: Neil Ladsten

Wisconsin-Superior	W	33-6
MSU-Moorhead	W	36-26
St. John's	L	6-21
St. Thomas	L	16-18
Macalester	W	26-6
Augsburg	W	23-0
Gustavus Adolphus	L	6-10
Hamline	L	22-32
Concordia-Moorhead	L	14-23
MSU-Mankato	L	23-28

1969 (4-6-0/MIAC: 2-5; 6th)

Coach: Jim Malosky

Captain: Al Decker

Wisconsin-Superior	W	36-0
MSU-Moorhead	W	26-12
St. John's	L	12-16
St. Thomas	W	27-8
Macalester	L	35-38
Augsburg	W	37-6
Gustavus Adolphus	L	14-20
Hamline	L	12-32
Concordia-Moorhead	L	7-28
MSU-Mankato	L	6-42

1970 (7-2-1/MIAC: 4-2-1; 3rd)

Coach: Jim Malosky

Captains: Tom Cady, Slats Fairbanks

Wisconsin-Superior	W	20-0
MSU-Moorhead	W	23-7
Concordia-Moorhead	W	14-8
St. John's	L	18-22
St. Thomas	W	3-0
Macalester	T	14-14
Augsburg	W	16-15
Gustavus Adolphus	L	15-41
Hamline	W	14-0
St. Cloud State	W	16-10

1971 (6-3-1/MIAC: 5-2; 3rd)

Coach: Jim Malosky

Captains: John Zupetz, Pete Furo

Wisconsin-Superior	W	10-0
MSU-Moorhead	T	14-14
Hamline	L	7-10
Concordia-Moorhead	W	13-0
St. John's	W	22-21
St. Thomas	W	14-0
Macalester	W	16-7
Augsburg	W	38-0
Gustavus Adolphus	L	12-18
Wisconsin-Milwaukee	L	0-13

1972 (5-4-0/MIAC: 4-3; T-3rd)

Coach: Jim Malosky

Captain: Steve Skildum

Wisconsin-Superior	W	12-0
MSU-Moorhead	L	6-14
Gustavus Adolphus	L	12-17
Hamline	W	49-13
Concordia-Moorhead	W	10-9
St. John's	L	0-34
St. Thomas	W	21-19
Macalester	W	56-0
Augsburg	L	27-28

1973 (8-1-0/MIAC: 6-1; T-1st)

Coach: Jim Malosky

Captains: Darrell McKibbon, Scott Lyons, Eric Kaiser

Wisconsin-Superior	W	29-0
Michigan Tech	W	7-0
Augsburg	L	12-14
Gustavus Adolphus	W	14-13
Hamline	W	17-13
Concordia-Moorhead	W	16-13
St. John's	W	28-12
St. Thomas	W	30-13
Macalester	W	21-0

1974 (7-2-1/MIAC: 4-2-1; T-3rd)

Coach: Jim Malosky

Captain: Mark Johnson, Barry Becklin

Wisconsin-Superior	W	20-14
Minnesota-Morris	W	20-0
Gustavus Adolphus	W	22-0
St. Cloud State	W	20-14
Macalester	W	6-0
St. John's	W	15-0
Concordia-Moorhead	W	14-10
Augsburg	L	6-7
Hamline	T	0-0
St. Olaf	L	0-7

1975 (8-2-0/MIAC: 6-1; 2nd)

Coach: Jim Malosky

Captain: Terry Egerdahl

Wisconsin-Superior	W	34-6
Minnesota-Morris	W	22-13
Gustavus Adolphus	W	28-0
St. Cloud State	L	16-34
Macalester	W	13-7
St. John's	L	10-13
Concordia-Moorhead	W	10-6
Augsburg	W	16-3
Hamline	W	38-6
St. Olaf	W	14-6

1976 (6-4-0/NIC: 5-2; T-2nd)

Coach: Jim Malosky

Captain: Pat Kubat

Winona State	W	40-0
Wisconsin-Superior	W	35-7
St. Cloud State	L	0-10
Northern Michigan	L	0-44
Minnesota-Morris	L	6-35
SMSU	W	70-0
Bemidji State	W	42-13
St. Thomas	W	24-0
MSU-Moorhead	L	13-14
Michigan Tech	W	21-14

1977 (7-3-0/NIC: 4-3; T-4th)

Coach: Jim Malosky

Captain: Dave Nelson

Michigan Tech	W	28-6
Wisconsin-Superior	W	33-0
Bemidji State	L	18-21
St. Cloud State	W	12-0
Minnesota-Morris	L	14-17
SMSU	W	49-7
MSU-Mankato	W	21-6
St. Thomas	W	20-0
MSU-Moorhead	L	8-21
Winona State	W	43-0

1978 (7-3-0/NIC:6-2; T-2nd)

Coach: Jim Malosky

Captain: Kelly Fleissner

Wisconsin-Superior	W	21-14
Bemidji State	W	42-0
Michigan Tech	W	24-19
Minnesota-Morris	L	7-12
MSU-Mankato	W	26-7
SMSU	W	57-0
St. Cloud State	L	23-30
Wisconsin-Stout	L	2-21
Winona State	W	14-0
MSU-Moorhead	W	32-6

1979 (8-2-0/NIC: 7-1; T-1st)

Coach: Jim Malosky

Captain: Roger Ollila

Wisconsin-Superior	W	49-0
Bemidji State	W	40-3
Michigan Tech	W	17-7
Minnesota-Morris	L	17-19
MSU-Mankato	W	21-7
SMSU	W	37-0
St. Cloud State	W	14-6
Wisconsin-Stout	L	0-13
Winona State	W	39-17
MSU-Moorhead	W	34-8

1980 (10-0-0/NIC: 8-0; 1st)

Coach: Jim Malosky

Captain: Amory Bodin

Wisconsin-Superior	W	49-0
Minnesota-Morris	W	24-21
MSU-Mankato	W	38-6
Northwestern College	W	24-7
SMSU	W	28-7
St. Cloud State	W	35-12
Bemidji State	W	55-7
Winona State	W	38-0
MSU-Moorhead	W	32-9
Northern State	W	31-7

1981 (9-1-0/NIC: 5-1; 2nd)

Coach: Jim Malosky

Captain: Tom Lawrence

Wisconsin-Superior	W	68-23
Minnesota-Morris	W	23-7
MSU-Mankato	W	21-9
Northwestern College	W	27-6
SMSU	W	32-3
St. Cloud State	W	10-7
Bemidji State	W	21-3
Winona State	W	49-10
MSU-Moorhead	L	0-29
Northern State	W	44-10

1982 (7-2-0/NIC: 5-1; 2nd)

Coach: Jim Malosky

Captain: Boyd Hanson

Wisconsin-Superior	W	39-3
Northern Michigan	L	21-48
MSU-Mankato	W	42-17
SMSU	W	51-13
MSU-Moorhead	L	20-30
Winona State	W	32-8
Minnesota-Morris	W	35-17
Northern State	W	30-7
Bemidji State	W	28-0

1983 (6-4-0/NIC: 4-2; T-2nd)

Coach: Jim Malosky

Captain: Mark Ogren

Wisconsin-Superior	W	12-7
Northern Michigan	L	7-23
(Truman)State	L	19-20
SMSU	W	30-17
MSU-Moorhead	W	20-14
Winona State	L	14-28
Minnesota-Morris	W	42-0
Northern State	L	8-10
Bemidji State	W	24-15
St. John's#	W	30-7

1984 (6-4-0/NIC: 4-2; T-3rd)

Coach: Jim Malosky

Captain: Andy Verhel

Wisconsin-Superior	W	32-0
MSU-Mankato	L	0-34
Northern Michigan	L	14-24
SMSU	W	25-6
MSU-Moorhead	L	7-14
Winona State	W	16-14
Minnesota-Morris	L	14-31
Northern State	W	32-3
Bemidji State	W	19-0
Wisconsin-Platteville#	W	10-0

1985 (8-2-0/NIC: 6-0; 1st)

Coach: Jim Malosky

Captain: Steve Peterson

Wisconsin-Superior	W	28-0
St. Cloud State	L	10-24
Northern Michigan	L	14-51
SMSU	W	17-13
MSU-Moorhead	W	38-10
Winona State	W	50-0
Minnesota-Morris	W	19-17
Northern State	W	20-0
Bemidji State	W	10-7
#Minnesota-Morris	W	20-10

1986 (8-1-2^/NIC: 4-0-2; T-1st)

Coach: Jim Malosky

Captain: Mark Turcott

Wisconsin-Superior	W	27-6
St. Cloud State	W	27-7
Michigan Tech	W	31-15
MSU-Moorhead	W	28-3
Winona State	W	49-0
Minnesota-Morris	T	7-7
Northern State	W	56-0
Bemidji State	T	3-3
Northern Michigan	L	29-35
SMSU	W	35-8
Northwestern (IA)#	W	69-0

1987 (8-3-0^/NIC: 5-1; 1st)

Coach: Jim Malosky

Captains: Mike Louhi, Jim Malosky Jr., Phil

Peichel

Wisconsin-Superior	W	16-13
St. Cloud State	L	15-22
Michigan Tech	W	41-10
MSU-Moorhead	W	31-14
Winona State	W	28-10
Minnesota-Morris	W	56-3
Northern State	W	30-8
Bemidji State	W	40-0
Northern Michigan	L	10-23
SMSU	L	14-27
MSU-Moorhead#	W	24-17

1988 (7-4-0/NIC: 4-2; 3rd)

Coach: Jim Malosky

Captain: Jeff Dunnell

Wisconsin-Superior	W	52-7
North Dakota	L	14-28
Northern Michigan	L	7-24
Winona State	W	33-7
Minnesota-Morris	W	22-10
Northern State	L	7-17
Bemidji State	W	43-3
Michigan Tech	W	41-0
SMSU	W	55-14
MSU-Moorhead	L	3-13
Luther College#	W	24-0

1989 (5-5-0/NIC: 3-3; T-4th)

Coach: Jim Malosky

Captain: Dale Gessell

Wisconsin-Superior	W	42-6
North Dakota	L	14-17
Wisconsin-Eau Claire	L	10-16
Winona State	W	54-6
Minnesota-Morris	W	13-10 OT
Northern State	L	3-6
Bemidji State	W	26-6
Michigan Tech	W	31-7
SMSU	L	0-7
MSU-Moorhead	L	12-16

1990 (9-1-1/NIC: 5-1; T-1st)

Coach: Jim Malosky

Captain: Ron Viaene

St. Cloud State	W	17-14
Wisconsin-Eau Claire	W	35-14
Humboldt State	T	7-7
Minnesota-Morris	W	14-7
Northern State	L	17-20
Bemidji State	W	28-17
Michigan Tech	W	33-15
SMSU	W	19-7
MSU-Moorhead	W	34-23
Winona State	W	41-12
Northern State#	W	21-0

1991 (6-4-0/NIC: 4-1; 3rd)

Coach: Jim Malosky

Captain: Dale Roehl

Montana State	L	14-30
Wisconsin-Eau Claire	W	21-7
St. Cloud State	L	14-17
St. Francis	L	33-35
Minnesota-Morris	W	34-0
Northern State	W	21-14
Bemidji State	W	48-19
Michigan Tech	W	28-21
SMSU	L	7-43
MSU-Moorhead	Cancelled (snow)	
Winona State	W	38-6

1992 (5-5-1/NSIC: 4-1-1; T-2nd)

Coach: Jim Malosky

Captains: Mark Adler, Bob Schwartz

Wisconsin-Eau Claire	W	17-6
St. Cloud State	L	0-33
St. Francis	L	17-42
Northern State	W	9-0
Bemidji State	W	22-13
Michigan Tech	L	20-40
SMSU	T	18-18
MSU-Moorhead	L	6-21
Winona State	W	21-0
Minnesota-Morris	W	41-22
Northern Arizona	L	22-31

1993 (8-3-0/NSIC: 4-2; T-2nd)

Coach: Jim Malosky

Captain: Greg Valaskey

Wisconsin-Eau Claire	W	24-15
St. Cloud State	L	0-47
Wisconsin-Stout	W	14-11
Northern State	L	22-26
Bemidji State	W	20-0
Michigan Tech	W	32-3
SMSU	W	31-28
MSU-Moorhead	W	23-0
Winona State	L	15-17
Minnesota-Morris	W	35-13
Wayne State (Neb.)#	W	29-28

1994 (4-7-0/NSIC: 3-3; T-4th)

Coach: Jim Malosky

Captain: Marc Achterkirch

Montana State	L	7-37
St. Cloud State	L	7-35
Portland State	L	21-35
Bemidji State	W	48-13
Wisconsin River Falls	W	17-14
SMSU	W	21-9
MSU-Moorhead	L	7-17
Winona State	L	20-40
Minnesota-Morris	W	42-0
Northern State	L	15-20
Idaho State	L	24-29

1995 (8-2-1/NSIC: 5-0-1; T-1st)

Coach: Jim Malosky

Captain: Brian Potocnik

Wisconsin-Stout	W	21-20
St. Cloud State	L	23-29
Montana	L	6-54
Bemidji State	W	40-9
Wayne State (Neb.)	W	22-15
SMSU	W	28-21
MSU-Moorhead	T	14-14
Winona State	W	24-20
Minnesota-Morris	W	35-0
Northern State	W	28-7
SMSU	W	13-6

1996 (8-3/NSIC: 6-0; 1st)

Coach: Jim Malosky

Captain: Kurt King

MSU-Mankato	L	18-34
St. Cloud State	L	16-34
Montana State	L	0-37
Wayne State (Neb.)	W	50-21
SMSU	W	28-27
MSU-Moorhead	W	39-22
Winona State	W	55-30
Minnesota-Morris	W	52-0
Northern State	W	48-20
Bemidji State	W	49-0
Wisconsin-La Crosse#	W	13-6

1997 (4-6/NSIC: 4-2; 2nd)

Coach: Jim Malosky

Captain: Josh Sandell

Northern Michigan	L	7-24
MSU-Mankato	L	20-31
St. Cloud State	L	13-25
Northern Arizona	L	6-40
SMSU	L	14-20
MSU-Moorhead	W	31-14
Winona State	L	35-63
Minnesota-Morris	W	48-7
Northern State	W	35-7
Bemidji State	W	41-0

1998 (4-7/NSIC: 3-3; 4th)

Interim Co-Coaches: Vince Repesh, Jim Malosky Jr

Captain: Trevor Theelke

MSU-Mankato	L	7-31
Northern Michigan	L	14-24
Wisconsin-Eau Claire	L	14-28
Southwest Minnesota State	W	13-7
MSU-Moorhead	W	37-34
Winona State	L	19-27
Minnesota-Morris	W	41-6
Northern State	L	7-34
Bemidji State	L	18-48
Wayne State (Neb.)	W	41-13
MSU-Moorhead#	L	27-37

1999 (3-8/NSIC: 3-5; T-6th)

Coach: Bob Nielson

Captain: Jeff Wenngatz

MSU-Mankato	L	15-37
St. Cloud State	L	0-49
Minnesota-Crookston	W	27-24
SMSU	L	9-14
MSU-Moorhead	L	14-20
Concordia-St. Paul	L	27-35
Northern State	L	7-16
Bemidji State	L	26-35
Wayne State (Neb.)	W	31-19
Winona State	W	21-17
Wisconsin-La Crosse#	L	21-22

2000 (7-4/NSIC: 5-3; T-3rd)

Coach: Bob Nielson

Captains: Erik Conner, Chris Markas

MSU-Mankato	W	23-18
St. Cloud State	W	36-29
Minnesota-Crookston	W	13-9
SMSU	W	35-24
MSU-Moorhead	W	26-7
Concordia-St. Paul	L	27-37
Northern State	L	26-49
Bemidji State	W	38-19
Wayne State (Neb.)	W	45-13
Winona State	L (2OT)	31-34
Wisconsin-Stout#	L	15-17

2001 (9-3/NSIC: 7-2; 2nd)

Coach: Bob Nielson

Captains: Rob Tadych, Kevin Westbrook

MSU-Mankato	W	31-28
South Dakota	W	14-10
Minnesota-Morris	W	71-0
Minnesota-Crookston	L	13-17
SMSU	W	51-7
MSU-Moorhead	W	35-14
Concordia-St. Paul	W	19-16
Northern State	W	48-0
Bemidji State	W	42-38
Wayne State (Neb.)	W	37-17
Winona State#	L	30-33
Central Missouri State~	L	17-48

2002 (11-1/NSIC: 9-0; 1st)

Coach: Bob Nielson

Captains: Nate Davis, Ricky Fritz, Peter Lawton

MSU-Mankato	W	44-9
South Dakota	W	23-21
Minnesota-Morris	W	44-6
Minnesota-Crookston	W	76-14
SMSU	W	38-7
MSU-Moorhead	W	53-27
Concordia-St. Paul	W	36-12
Northern State	W	48-22
Bemidji State	W	52-25
Wayne State (Neb.)	W	42-3
Winona State	W	42-25
NMSU	L	41-45

2003 (8-3/NSIC: 6-2; 3rd)

Coach: Bob Nielson

Captains: Tim Battaglia, Cash Langeness, Dave Otto, Adam Skinner, Dan Soldner

MSU-Mankato	W	40-20
South Dakota	L	7-10
SMSU	W	39-0
Northern State	L	7-46
Waldorf College	W	73-6
Wayne State (Neb.)	W	49-18
Minnesota-Crookston	W	28-0
Concordia-St. Paul	W	56-33
Bemidji State	W	34-21
MSU-Moorhead	W	51-20
Winona State	L	17-24

2004 (4-7/NCC: 1-5; 6th)

Coach: Kyle Schweigert

Captains: Adam Fehhelm, Geoff Fischer, Luke Jipson, Pat Kelly, Russ Rabe, Dave Ruffedt

Chadron State	W	35-21
Concordia-St. Paul	L	6-38
Wisconsin-La Crosse	L	13-34
MSU-Moorhead	W	14-10
Upper Iowa	W	30-7
MSU-Mankato	L	13-34
Nebraska-Omaha	L	24-38
North Dakota	L	0-26
Augustana College	W	47-16
South Dakota	L	21-48
St. Cloud State	L	0-28

2005 (8-4/NCC: 4-2; T-1st)

Coach: Kyle Schweigert

Captains: Ben Bowditch, Brandon Cooley, Kevin Krenz, Chris Lapakko

Chadron State	W	28-17
Concordia-St. Paul	W	31-10
Northern Iowa	L	14-49
MSU-Moorhead	W	55-7
Upper Iowa	W	18-7
MSU-Mankato	W	28-23
Nebraska-Omaha	W	38-35
North Dakota	L	10-33
Augustana College	L	23-26
South Dakota	W	56-43
St. Cloud State	W	45-28
North Dakota@	L	12-23

2006 (6-4/NCC: 4-4; 4th)

Coach: Kyle Schweigert

Captains: Mark Knudsen, Kevin Krenz, Trent Scheidecker, Ted Schlafke

Bemidji State	W	23-7
U. of Mary	W	42-14
South Dakota	L	14-27
Central Washington	W	31-25
Western Washington.	W	20-10
Augustana College	L	7-35
MSU-Mankato	W (OT)	16-13
Nebraska Omaha	L	14-38
North Dakota	L	14-38
St. Cloud State	W	29-24

2007 (4-6/NCC: 3-5; T-5th)

Coach: Kyle Schweiert

Captains: Nate Fears, Jon Ruffedt, Ted Schlafke

Bemidji State	W	31-14
Missouri Western State	L	27-45
South Dakota	L	22-36
Central Washington	L	21-43
Western Washington.	W	22-14
Augustana College	W	34-7
MSU-Mankato	L	14-35
Nebraska Omaha	L	17-42
North Dakota	L	14-31
St. Cloud State	W	23-13

2008 (15-0/NSIC: 10-0; 1st)

Coach: Bob Nielson

Captains: Nate Baier, Jim Johnson, Ted Schlafke, Tyler Yelk

Concordia-St. Paul	W	40-0
Missouri Western State	W	47-18
SMSU	W	43-21
Augustana College	W	40-10
U. of Mary.	W	44-7
MSU-Moorhead	W	52-10
Northern State	W	55-7
St. Cloud State	W	38-21
Bemidji State	W	48-21
Minnesota-Crookston	W	63-7
Winona State	W	38-7
Chadron State@	W	20-10
Grand Valley State@	W (OT)	19-13
California U. (Pa.)@	W	45-7
Northwest Missouri State+	W	21-14

2009 (11-2/NSIC: 10-0; 1st)

Coach: Bob Nielson

Captains: Tobias Lemke, Cole Strilzuk, Brandon Wood

Concordia-St. Paul.	W	56-0
Central Washington.	L	10-13
SMSU	W	34-27
Augustana College.	W	42-21
U. of Mary	W	35-7
MSU-Moorhead.	W	76-7
Northern State	W	42-0
St. Cloud State.	W	31-7
Bemidji State	W	35-34
Minnesota-Crookston.	W	44-0
Winona State	W	41-16
Nebraska-Kearney@	W	42-7
Grand Valley State@	L	10-24

2010 (15-0/NSIC: 10-0; 1st)

Coach: Bob Nielson

Captains: Isaac Odum, Kiel Fechtelkotter

Central Washington.	W	35-10
Upper Iowa	W	62-13
Wayne State (Neb.)	W	42-10
Bemidji State	W	44-21
MSU-Moorhead.	W	56-7
Winona State	W	59-17
U. of Mary.	W	49-0
Northern State	W	27-7
St. Cloud State.	W	40-17
Minnesota Crookston	W	55-7
MSU-Mankato*	W	45-21
St. Cloud State@	W(OT)	20-17
Augustana College@	W	24-13
NMSU	W	17-13
Delta State+	W	20-17

2011 (11-3/NSIC: 8-2; T-1st)

Coach: Bob Nielson

Captains: Cory Flesch, Rob Huberty

Augustana .	W	20-12
Upper Iowa	W	49-22
Wayne State (Neb.)	L	0-7
Bemidji State	W	26-23
MSU-Moorhead.	W	49-21
Winona State	W	24-6
U. of Mary.	W	41-28
Northern State	W	37-6
St. Cloud State.	L	7-35
Minnesota Crookston	W	49-7
MSU-Mankato	W	31-19
Saginaw Valley State@	W (OT)	30-27
CSU-Pueblo@	W	24-21
Wayne State (Mich.) @	L	25-31

2012 (10-2/NSIC: 10-1; 1st)

Coach: Bob Nielson

Captains: Joe Akey, Cameron Harper, Garth Heikkinen, Ben Helmer, Chase Vogler

SMSU	W	45-20
Winona State	W	38-16
Concordia-St. Paul	W	70-24
Augustana College	W	42-34
St. Cloud State.	L	49-51
MSU-Moorhead	W	45-14
Minot State.	W	44-6
Bemidji State	W	30-0
Minnesota-Crookston.	W	38-14
U. of Mary	W	53-14
Northern State	W	49-31
Missouri Western State@L (3OT)		55-57

2013 (11-2/NSIC: 10-1; T-2nd)

Coach: Curt Wiese

Captains: Travis Nordhus, Tom Olson, Colby Ring, Aaron Roth, Nate Zuk

Sioux Falls	W	32-7
Upper Iowa	W	37-19
MSU-Mankato	L	17-21
Wayne State.	W	64-21
St. Cloud State	W	34-7
MSU-Moorhead.	W	69-45
Minot State	W	52-0
Bemidji State.	W	31-21
Minnesota Crookston	W	57-3
U. of Mary	W	32-14
Northern State	W	39-7
Emporia State@	W	55-13
NMSU	L	21-45

2014 (13-1/NSIC: 11-0; T-1st)

Coach: Curt Wiese

Captains: Jacob Brusehaver, Yusef Hassan, Aaron Roth

Concordia-St. Paul	W	20-13
Augustana	W (OT)	23-22
SMSU	W	38-7
Winona State.	W	28-21
MSU-Moorhead	W	63-28
St. Cloud State.	W	44-21
Northern State	W	43-30
Bemidji State.	W	38-10
Minnesota Crookston	W	77-3
U. of Mary	W	53-35
Minot State	W	56-0
NMSU	W	25-21
Ouachita Baptist@	W (OT)	48-45
MSU-Mankato@	L	17-44

2015 (9-3/NSIC: 8-3; T-4th)

Coach: Curt Wiese

Captains: Beau Bates, Drew Bauer, Jonathan Harden, Logan Lauters, Brent Stiglich

Minnesota State	L	17-20
Wayne State	W	48-7
Sioux Falls	L	31-35
Upper Iowa.	W	28-24
MSU-Moorhead	W	47-14
St. Cloud State.	W	34-27
U-Mary	W	45-0
Minnesota Crookston.	W	66-17
Northern State	L	15-23
Bemidji State	W	14-9
Minot State	W	36-10
Fort Hays State~	W	30-22

2016 (10-2, 10-1 NSIC)

Coach: Curt Wiese

Captains: Peter Bateman, Beau Bates, Drew Bauer, Beau Bofferding.

Southwest Minn. State	L	42-38
Winona State	W	34-31
Concordia-St. Paul	W	52-49
Augustana (S.D.)	W	41-38
MSU Moorhead	W	42-34
Minot State	W	38-7
Northern State	W	39-19
Bemidji State	W	54-47
Minn. Crookston	W	54-23
UMary	W	75-14
St. Cloud State	W	48-34
Emporia State @	L	59-26

2017 (9-3, 9-2 NSIC)

Coach: Curt Wiese

Captains: Jason Balts, Zach Bassuener, Nolan Folkert, Nate Ricci, Ty Sullivan.

Sioux Falls	L	26-7
Upper Iowa	W	33-21
Minnesota State	L	38-23
Wayne State	W (2OT)	34-31
St. Cloud State	W	34-21
MSU Moorhead	W	23-14
Northern State	W	41-0
Minot State	W	37-0
Bemidji State	W	17-0
Minn. Crookston	W	54-6
UMary	W	62-27
Central Missouri @	L	38-28

2018 (11-1, 11-0 NSIC)

Coach: Curt Wiese

Captains: Jason Anderson, Jason Balts, Mitchell Johnson-Martin, A.J. Naatz, Nate Ricci.

Minot State	W	49-3
MSU Moorhead	W	60-7
St. Cloud State	W	41-17
Bemidji State	W (2OT)	26-19
Concordia-St. Paul	W	32-3
Augustana (S.D.)	W	28-17
Southwest Minn. State	W	42-13
Winona State	W	37-17
Minn. Crookston	W	63-7
UMary	W	55-0
Northern State	W	40-13
Texas A&M Commerce @	L	33-17

2019 (8-3, 8-3 NSIC)

Coach: Curt Wiese

Captains: Bill Atkins, Isaac Erdmann, Tom Johnson, John Larson, Johnny McCormick.

Minot State	W	52-7
MSU Moorhead	W	48-20
St. Cloud State	W	20-14
Bemidji State	W	42-7
MSU-Mankato	L	52-7
Wayne State	W	21-7
Sioux Falls	L	34-4
Upper Iowa	L	23-13
Minn. Crookston	W	63-0
UMary	W	59-7
Northern State	W	48-10

2020

Coach: Curt Wiese

Captains:

No Season: COVID-19

Home Games Are Listed in Boldface

@NCAA II Playoffs

+ NCAA II Championship (Florence, Ala.)

NSIC Metrodome Classic (Minneapolis, Minn.)

~ Mineral Water Bowl (Excelsior Springs,

2021 (9-3, 9-2 NSIC)

Coach: Curt Wiese

Captains: John Larson, Johnny McCormick,
Dan Monson, Zach Ojile, Nate Pearson.

Upper Iowa	W	41-14
MSU-Mankato	W	30-10
Winonna State	W	29-23
Wayne State	L	28-31
MSU Moorhead	W	26-21
UMary	W	26-21
Concordia-St. Paul	W	33-13
Bemidji State	L	35-42
Minot State	W	34-21
Augustana	W	41-15
Northern State	W	49-35
Angelo State@	L	14-48

2022 (8-3, 8-3 NSIC)

Coach: Curt Wiese

Captains: Brent Laing, Zach Ojile, Cole
Refsnider, Armani Carmickle, Brad Dati, Wade
Sullivan

SMSU	W	31-21
MSU-Mankato	L	17-10
Upper Iowa	W	28-6
Sioux Falls	L	31-34
MSU Moorhead	W	36-28
UMary	W	49-14
Concordia-St. Paul	W	53-7
Bemidji State	L	16-41
Minot State	W	51-7
Augustana	W	34-24
Northern State	W	28-7

2023 (9-2, 8-2 NSIC T-2nd)

Coach: Curt Wiese

Captains: Nate Bursch, Treyvon Cahalan,
Brad Dati, Marcus Glodowski, Kyle Walljasper

Northern Michigan(H)	47-10
Northern State	41-21
Sioux Falls(H)	42-34
SMSU	33-0
Winona State(H)	38-14
Wayne State	18-28
Mary(H)	46-0
Minot State	42-0
Bemidji State(H)	38-31
Concordia St. Paul(H)	44-32
Minnesota State	33-21

2024 (7-4, 6-4 NSIC)

Coach: Curt Wiese

Captains: Drew Hennessey, Andrew Klopp,
Jacob Mogensen, Sam Pitz, Kyle Walljasper,
Aiden Williams.

Northern Michigan	W	35-7
MSU-Moorhead(H)	L	29-30
UMary	W	43-7
Southwest Minnesota(H)	W	62-0
Augustana	L	24-28
Northern State(H)	L	21-24
Sioux Falls	L	21-24
Minot State(H)	W	35-21
Winona State	W	42-38
Concordia St. Paul	W	35-7
Minnesota State(H)	W	30-16



Home Games Are Listed in Boldface

@NCAA II Playoffs

+ NCAA II Championship (Florence, Ala.)

NSIC Metrodome Classic (Minneapolis,
Minn.)

~ Mineral Water Bowl (Excelsior Springs,
Mo.)

^ Later forfeited entire season

* In Marshall, Minn.