

MASSACHUSETTS

FOOTBALL

MINUTEMEN

0-5
OVERALL

0-1
MAC

JOE HARASYMIAK
HEAD COACH

20-20
CAREER

1ST
SEASON
at UMASS

VS



GOLDEN FLASHES

1-4
OVERALL

0-1
MAC

MIKE CARNEY
HEAD COACH

1-4
CAREER

1ST
SEASON
at KENT
STATE



NUMBERS TO KNOW

53

Sophomore Derek Morris made a 53-yard field goal against Bryant, marking the longest field goal in program history.

52

About 52 percent of the Massachusetts roster will be playing in their first season at UMass (50 new players out of 96 total).

32

Joe Harasymiak was formally introduced as the program's 32nd head coach in December 2024.

24

Redshirt offensive lineman Ryan Mossesso was one of only 24 players from non-Power Four programs named to the 2026 Panini Senior Bowl Top 300 List (Aug. 20).

11

Timmy Hinspeter is averaging 11.0 tackles per game to rank third in the MAC and fourth in the nation.

7

Marques White is averaging 0.60 sacks per game to rank seventh in the MAC and 54th nationally.

5

UMass' five turnovers lost in five games this season ranks as the third-best mark in the MAC (39th nationally)

2

Massachusetts ranks second in the MAC in fewest penalty yards with 192 (16th nationally).

1

Wide receiver Jacquon Gibson's 7.2 receptions per game leads the MAC and ranks eighth nationally.

TALE OF THE TAPE

SERIES RECORD

3rd MEETING

Overall

Series Tied, 1-1

Last Meeting

Oct. 17, 2015; L, 15-10



MINUTEMEN

STATS

GOLDEN FLASHES

| | | |
|----------------|--------------------------------|----------------|
| 52 (10.4) | Scoring (Per Game) | 73 (14.6) |
| 70 | First Downs | 64 |
| 306 (61.2) | Rushing Yards (Per Game) | 363 (72.6) |
| 857 (171.4) | Passing Yards (Per Game) | 934 (186.8) |
| 1163 (232.6) | Total Offense (Per Game) | 1297 (259.4) |
| 23-192 (38.4) | Penalties - Yards (Per Game) | 28-194 (38.8) |
| 32-1480 (46.3) | Punts - Yards (Per Punt) | 34-1297 (38.2) |
| 4-38 (9.5) | Punt Returns - Yards (Avg.) | 5-44 (8.8) |
| 2-78 (39.0) | Kick Returns - Yards (Avg.) | 10-215 (21.5) |
| 15-910 (60.7) | Kickoffs - Yards (Per Kickoff) | 16-997 (62.3) |
| 27:43 | Time of Possession Per Game | 30:03 |
| 19-67 (28.4) | Third Down Conversion (Pct.) | 20-75 (26.7) |
| 1-7 (14.3) | Fourth Down Conversion (Pct.) | 6-14 (42.9) |
| 4-6 (0.67) | Field Goals (Pct.) | 1-2 (0.50) |
| 9-15 (0.60) | Red Zone Scoring (Pct.) | 3-4 (0.75) |
| 5-15 (0.33) | Red Zone Touchdowns (Pct.) | 3-4 (0.75) |
| 4-6 (0.67) | PAT Attempts (Pct.) | 10-10 (1.00) |
| 0-0 | On-Side Kicks | 0-0 |

2025 SCHEDULE/RESULTS

OVERALL RECORD:

| | |
|-----------------|-----|
| MAC: | 0-1 |
| NON-CONFERENCE: | 0-4 |
| HOME: | 0-3 |
| AWAY: | 0-2 |
| NEUTRAL: | 0-0 |



TEMPLE

Aug. 30, 2025 | 3:30 p.m. | ESPN+
McGuirk Alumni Stadium | Amherst, Mass.
Result: L, 42-10



BRYANT

Sept. 6, 2025 | 3:30 p.m. | ESPN+
McGuirk Alumni Stadium | Amherst, Mass.
Result: L, 27-26



IOWA

Sept. 13, 2025 | 7:30 p.m. | BTN
Kinnick Stadium | Iowa City, Iowa
Result: L, 47-7



#20/19 MISSOURI

Sept. 27, 2025 | TBD | ESPN+
Memorial Stadium | Columbia, Mo.
Result: L, 42-6



WESTERN MICHIGAN

Oct. 4, 2025 | 2:30 p.m. | ESPN+
McGuirk Alumni Stadium | Amherst, Mass.
Result: L, 21-3



KENT STATE

Oct. 11, 2025 | 2:30 p.m. | ESPN+
Dix Stadium | Kent, Ohio



BUFFALO

Oct. 18, 2025 | 2:30 p.m. | ESPN+
McGuirk Alumni Stadium | Amherst, Mass.



CENTRAL MICHIGAN

Oct. 25, 2025 | 3:30 p.m. | TV
Kelly/Shorts Stadium | Mount Pleasant, Mich.



AKRON

Nov. 4, 2025 | 7 p.m. | TV
InfoCision Stadium | Akron, Ohio



NORTHERN ILLINOIS

Nov. 12, 2025 | 7 p.m. | TV
McGuirk Alumni Stadium | Amherst, Mass.



OHIO

Nov. 18, 2025 | 7 p.m. | TV
Peden Stadium | Athens, Ohio



BOWLING GREEN

Nov. 25, 2025 | TBD | TV
McGuirk Alumni Stadium | Amherst, Mass.

All times Eastern and subject to change.



2025 MASSACHUSETTS FOOTBALL

ATHLETIC COMMUNICATIONS

| | |
|---------------------------------|---|
| Primary Football Contact | Dan Colleran |
| Colleran's Cell Phone | 574-339-9810 |
| Colleran's Email Address | dcolleran@umass.edu |
| Secondary Football Cocontact | Hana Johnson |
| Johnson's Cell Phone | 413-575-4470 |
| Johnson's Email Address | hanajohnson@umass.edu |
| Website | UMassAthletics.com |
| X/Twitter: | @UMassAthletics, @UMassFootball, @coachharasymiak |
| Instagram: | @UMassAthletics, @UMassFootball |
| McGuirk Stadium Press Box Phone | 413-687-3793 |

2025 FOOTBALL GAMEDAY PROMOTIONS

| | | |
|---|--|---|
| BUFFALO SATURDAY, OCT. 18 - TBD Family Weekend | NORTHERN ILLINOIS WEDNESDAY, NOV. 12 - 7 P.M. Salute to Service | BOWLING GREEN TUESDAY, NOV. 25 -TBD Fan Appreciation Night |
|---|--|---|

2025 MASSACHUSETTS FOOTBALL

2025 UMASS FOOTBALL QUICK FACTS

UNIVERSITY OF MASSACHUSETTS INFORMATION

Location..... Amherst, Mass.
Founded..... 1863
Enrollment..... 29,269
Nickname..... Minutemen
Colors..... Maroon (PMS 202C) and White, Black
Conference (Season)..... Mid-American Conference (MAC) (1st)
President..... Martin Meehan
Chancellor..... Javier Reyes
Athletic Director..... Ryan Bamford
Facility (Capacity).... McGuirk Alumni Stadium (17,000; Field Turf)
Press Box Phone..... 413-420-3116 (McGuirk)
Twitter..... @UMassAthletics; @UMassFootball

FOOTBALL TEAM HISTORY

Program Founded..... 1879
All-Time Program Record/Years..... .582-654-51 (.454)/142nd
NCAA Division I-AA National Title..... 1998
NCAA Division I-AA National Finalists..... 1979, 1998, 2006
NCAA Division I-AA Conference Championships..... .22
NCAA Division I-AA Tournament Appearances..... Eight
NCAA Bowl Game Appearances..... Three (1964, '72, '78)

TEAM INFORMATION

Head Coach..... Joe Harasymiak (Springfield College '08)
Overall Record at UMass/Year..... 0-5/1st Season
Career Head Coaching Record/Years..... 20-20/Two at Maine
MAC Record (2012-2015; 2025-pr.)..... .5-12 (.416)
Atlantic 10 Conference Record (1998-2003)..... .35-16 (.686)
Yankee Conference Record (1947-1996)..... .158-92-4 (.630)
Offense // Defense..... Multiple // Multiple
2024 Overall..... .2-10
Letterwinners Returning/Lost..... 40/54
Starters Returning/Lost..... 5/18 (4/8 offense; 1/10 defense)

UMASS SPORTS NETWORK INFORMATION

Television - all home games broadcasted on ESPN+ or ESPN3

ESPN+
Play-By-Play..... Anthony Lima
Analyst..... Doc Holliday

Radio -- vs. Kent State
Play-By-Play..... Jay Burnham
Analyst..... Matt Goldstein
Reporter..... Adam Frenier

WHERE TO LISTEN

On the radio..... WHMP 101.5 FM & 1400 AM
Online..... Varsity Network App

COACHING STAFF

| | |
|--------------------------|----------------------------|
| Head Coach | Joe Harasymiak |
| Alma Mater/Year | Springfield College / 2008 |
| Record at UMassYears | 0-5 / First |
| Career Collegiate Record | 20-20 / Third |
| NCAA Playoff Appearances | One / Maine (FCS) |
| Football Office Phone | 413-545-2026 |

| | |
|-----------------|------------------------------------|
| Mike Bajakian | Offensive Coordinator/Quarterbacks |
| Jared Keyte | Defensive Coordinator |
| Joe Castellitto | Special Teams Coordinator |
| Kurt Anderson | Offensive Line |
| Donald Celiscar | Defensive Backs |
| Garrett Gillick | Linebackers |
| Jordan Hogan | Wide Receivers |
| Jeremy Larkin | Running Backs |
| Matt Layman | Tight Ends |
| Nyeem Wartman | Defensive Line |
| Drew Belcher | Assistant Quarterbacks Coach |
| Kayon Whitaker | Assistant Defensive Ends Coach |
| Brian White | Assistant Offensive Line Coach |
| Travis Ecke | Assistant Wide Receivers Coach |
| Jake Fire | Assistant Nickels Coach |
| Jeff Beckles | Assistant Running Backs Coach |
| Joe Maurer | Defensive Graduate Assistant |
| Joe Rahal | Special Teams Graduate Assistant |
| Tony Valentino | Defensive Graduate Assistant |

SUPPORT STAFF













| | |
|-------------------|---|
| Josh Heinrich | Chief of Staff |
| Jared Osumah | General Manager |
| Kevin Juszynski | Director of Football Operations |
| George Greene | Director of High Performance/Head Football Sports Performance Coach |
| Jeff Stern | Assistant Strength Coach |
| Ibn Foster | Assistant Strength Coach |
| Bill Sisler | Video Coordinator |
| Ken Ildefonso Jr. | Head Football Athletic Trainer |
| Scott Myrick | Football Athletic Trainer |
| Patrick Griffin | Assistant Athletic Trainer |
| Nicole Symczak | Assistant Athletic Trainer |
| Ben Hodgkins | Director of Football Team Services |
| Spencer Wright | Football Equipment Assistant |
| Caleb Holfoth | Director of High School Recruiting |
| Emma Kimble | Director of Football On-Campus Recruiting & Administrative Operations |

WEEKLY SCHEDULE

| SUNDAY | MONDAY | TUESDAY | WEDNESDAY | THURSDAY | FRIDAY | SATURDAY |
|-------------------------|--|-------------------------|-------------------------|-------------------------|-------------------------|--|
| * No media availability | * Weekly media availability in -person beginning at approximately 12:00 PM. The press conference will be streamed on YouTube (UMass Athletics) and live on X (@UMassFootball). | * No media availability | * No media availability | * No media availability | * No media availability | * Game vs. Kent State at 2:30 PM ET, broadcast live on ESPN+. Postgame media availability in-person/ Zoom (On Road) |

2025 MASSACHUSETTS FOOTBALL

SEASON SCHEDULE BREAKDOWN

| | | |
|--|--|--|
|  | TEMPLE Aug. 30, 2025 3:30 p.m. McGuirk Alumni Stadium Amherst, Mass. Result: L, 42-10 | ESPN+ - Despite the final score in the 2025 season opener, redshirt junior receiver Jacquon Gibson totaled career highs in catches (12) and yards (132). Redshirt junior running back Rocko Griffin tallied 94 yards rushing on 10 carries and added a touchdown in his debut as Minuteman. Starting quarterback Brandon Rose was 23-for-38 for 193 yards. Defensively, senior Derrieon Craig had a team-high eight tackles (five solo). |
|  | BRYANT Sept. 6, 2025 3:30 p.m. McGuirk Alumni Stadium Amherst, Mass. Result: L, 27-26 | ESPN+ - In the loss to Bryant, Grant Jordan finished 13-for-22 for 205 yards, while adding 28 yards on the ground on nine attempts with a rushing touchdown. Jacquon Gibson grabbed a career-long 50-yard pass, totaling 89 yards on seven catches total. Tyler Martin came away with a 23-yard interception return for a touchdown, marking his first career interception and touchdown. It was also the first return for a touchdown since 2023. Derek Morris made a 53-yard field goal, marking a new program record. |
|  | IOWA Sept. 13, 2025 7:30 p.m. Kinnick Stadium Iowa City, Iowa Result: L, 47-7 | B1G Network - Earning his first start as a Minuteman, Grant Jordan completed nine passes and rushed for a touchdown in the loss. Jacquon Gibson had five catches for 37 yards, followed by Donnie Gray with 27 receiving yards on two receptions, including a 22-yard grab. Timmy Hinspeter led the defense with eight total tackles (five solo, three assisted) and a sack for a loss of seven yards, marking his first career sack. Kezion Dia-Johnson blocked a punt, marking the first time a Minuteman blocked a punt since the 2020 season. |
|  | #20/19 MISSOURI Sept. 27, 2025 7:30 p.m. Memorial Stadium Columbia, Mo. Result: L, 42-6 | ESPN+ - Quarterback AJ Hairston started for UMass and finished 11-for-31 for 75 yards and a touchdown, which was caught by Max Dowling. Dowling recorded his first touchdown as a Minuteman. On the defensive side, Timmy Hinspeter had a career day, posting 17 tackles (five solo) to go along with his first career interception, a sack and two tackles for loss. Hinspeter's 17 tackles was the first time a Minuteman has had 15-plus total tackles since the 2022 season. |
|  | WESTERN MICHIGAN Oct. 4, 2025 2:30 p.m. McGuirk Alumni Stadium Amherst, Mass. | ESPN+ - In the loss to Western Michigan, a defensive battle unfolded as Timmy Hinspeter once again led the way with 14 tackles, while adding a forced fumble and fumble recovery. Tyler Martin and defensive back Zeraun Daniel each added 10 tackles on the day. Brandon Rose had the start at quarterback and went 9-for-17 for 72 yards before giving way to AJ Hairston who finished 11-for-18 for 131 yards and an interception. |
|  | KENT STATE Oct. 11, 2025 2:30 p.m. Dix Stadium Kent, Ohio | |
|  | BUFFALO Oct. 18, 2025 2:30 p.m. McGuirk Alumni Stadium Amherst, Mass. | |
|  | CENTRAL MICHIGAN Oct. 25, 2025 3:30 p.m. Kelly/Shorts Stadium Mount Pleasant, Mich. | |
|  | AKRON Nov. 4, 2025 7 p.m. InfoCision Stadium Akron, Ohio | |
|  | NORTHERN ILLINOIS Nov. 12, 2025 7 p.m. McGuirk Alumni Stadium Amherst, Mass. | |
|  | OHIO Nov. 18, 2025 7 p.m. Peden Stadium Athens, Ohio | |
|  | BOWLING GREEN Nov. 25, 2025 TBD McGuirk Alumni Stadium Amherst, Mass. | |



SETTING THE SCENE

| | |
|-----------------|---------------------------------|
| Location | Kent, Ohio |
| Kickoff | 2:30 p.m. ET |
| Site | Dix Stadium |
| Capacity | 25,319 |
| Surface | Turf |
| TV | ESPN+ |
| All-Time Series | Series Tied, 1-1 |
| Last Meeting | Oct. 17, 2015 Amherst, Mass. |
| Result | L, 15-10 |

GET SOCIAL

| | |
|-----------------------------------|---|
| Official X | @UMassAthletics |
| Football X | @UMassFootball |
| Instagram Account | @UMassAthletics |
| Instagram Account | @UMassFootball |
| Facebook Account | Facebook.com/UMass-Football |

ESPN+ COVERAGE

| | |
|------------------------------|------------------------------|
| Play-By-Play | Anthony Lima |
| Analyst | Doc Holliday |

RADIO - WHMP 101.5 FM & VARSITY APP

| | |
|------------------------------|--------------------------------|
| Play-By-Play | Jay Burnham |
| Analyst | Matt Goldstein |
| Sideline | Adam Frenier |

2025 MASSACHUSETTS FOOTBALL

MID-AMERICAN CONFERENCE STANDINGS

| SCHOOL | CONF | CPCT. | OVERALL | PCT. | HOME | AWAY | NEUTRAL | STREAK |
|-------------------|------|-------|---------|------|------|------|---------|--------|
| Buffalo | 2-0 | 1.000 | 3-3 | .500 | 2-2 | 1-1 | 0-0 | W1 |
| Western Michigan | 2-0 | 1.000 | 3-3 | .500 | 2-1 | 1-2 | 0-0 | W3 |
| Ball State | 1-0 | 1.000 | 2-3 | .400 | 2-0 | 0-3 | 0-0 | W1 |
| Miami (OH) | 1-0 | 1.000 | 2-3 | .400 | 1-1 | 1-2 | 0-0 | W2 |
| Toledo | 1-1 | .500 | 3-2 | .600 | 3-0 | 0-2 | 0-0 | W1 |
| Central Michigan | 1-1 | .500 | 3-3 | .500 | 2-0 | 1-3 | 0-0 | L1 |
| Ohio | 1-1 | .500 | 3-3 | .500 | 3-0 | 0-3 | 0-0 | L1 |
| Akron | 1-1 | .500 | 2-4 | .333 | 2-1 | 0-3 | 0-0 | W1 |
| Bowling Green | 0-1 | .000 | 2-3 | .400 | 2-0 | 0-3 | 0-0 | L2 |
| Kent State | 0-1 | .000 | 1-4 | .200 | 1-1 | 0-3 | 0-0 | L4 |
| Northern Illinois | 0-1 | .000 | 1-4 | .200 | 1-2 | 0-2 | 0-0 | L4 |
| Eastern Michigan | 0-2 | .000 | 1-5 | .167 | 1-1 | 0-4 | 0-0 | L2 |
| Massachusetts | 0-1 | .000 | 0-5 | .000 | 0-3 | 0-2 | 0-0 | L5 |

WEEKLY HONORS

OFFENSIVE PLAYER(S) OF THE WEEK

| | |
|----------|--------------------------------|
| Sept. 1 | Parker Navarro, Ohio (QB) |
| Sept. 8 | Chip Trayanum, Toledo (RB) |
| Sept. 15 | Ta'Quan Roberson, Buffalo (QB) |
| Sept. 22 | Jordan Gant, Akron (RB) |
| Sept. 29 | Tucker Gleason, Toledo (QB) |
| Oct. 6 | Victor Snow, Buffalo (WR) |
| Oct. 13 | |

DEFENSIVE PLAYER(S) OF THE WEEK

| | |
|----------|--|
| Sept. 1 | Red Murdock, Buffalo (LB) |
| Sept. 8 | Michael Molnar, Ohio (LB) |
| Sept. 15 | Mitchell Gonser, Buffalo (LB) |
| Sept. 22 | Bryce Llewellyn, Eastern Michigan (DB) |
| Sept. 29 | Cameron Hollobaugh, Ohio (LB) |
| Oct. 6 | Nathan Voorhis, Ball State (DE) |
| Oct. 13 | |

SPECIAL TEAMS PLAYER(S) OF THE WEEK

| | |
|----------|---------------------------------------|
| Sept. 1 | Jackson Kleather, Bowling Green (PK) |
| Sept. 8 | Palmer Domshke, WMU (K) |
| Sept. 15 | Jackson Kleather, Bowling Green (PK) |
| Sept. 22 | Rudy Kessinger, Eastern Michigan (PK) |
| Sept. 29 | Palmer Domshke, WMU (K) |
| Oct. 6 | Dylan Drennan, Buffalo (P) |
| Oct. 13 | |

MINUTEMEN 2025 AWARDS

Keegan Andrews

- 2x Ray Guy Award Ray's 8 Honoree (9/1; 9/8)
- Ray Guy Award Punter of the Week: Week One (9/3)

Jovoni Borbon

- Special Teams U Preseason All-American Watchlist

Malcolm Greene

- Athlon Sports Preseason All-MAC Fourth-Team Defense

T.Y. Harding

- 2025 Paul Hornung Award Watchlist
- Athlon Sports Preseason All-MAC Third-Team Offense
- Athlon Sports Preseason All-MAC Third Team Specialists

Timmy Hinspeter

- Athlon Sports Preseason All-MAC Fourth-Team Defense

Tyler Martin

- Jason Witten Collegiate Man of the Year Award Watchlist

Derek Morris

- Athlon Sports Preseason All-MAC Fourth-Team Defense

Ryan Mosesso

- 2026 Panini Senior Bowl Top 300
- 2025 Michael Boland Inspirational Award
- East-West Shrine Bowl 1000

Joshua Nobles

- Athlon Sports Preseason All-MAC Fourth-Team Defense

Luke Panton

- Athlon Sports Preseason All-MAC Fourth-Team Offense

Benjamin Roy Jr.

- Athlon Sports Preseason All-MAC Third-Team Offense
- Sports Info Solutions Preseason All-MAC First Team Offense (G)

Brock Taylor

- 2025 Wuerffel Trophy Watchlist
- All State Good Works Team Nominee

2025 MASSACHUSETTS FOOTBALL

SERIES NOTEBOOK:

- » Massachusetts and Kent State will be meeting for the third time in series history, with the series tied at 1-1.
- » The teams previously met as Mid-American Conference foes in 2014 and 2015, with UMass posting a 40-17 win at Kent State on Oct. 11, 2014, and the Golden Flashes following up with a 15-10 win on Oct. 17, 2015 at McGuirk Alumni Stadium.
- » In 2014, a 17-point third quarter paved the way for the UMass win at Dix Stadium.
- » Lorenzo Woodley rushed for 160 yards and a touchdown for the Minutemen, while Blake Frohnapfel threw for 286 yards and three touchdowns.
- » Jalen Williams, Jean Sifrin and Matt Tuleja all had touchdown receptions, while Alex Kenney led all receivers with five catches for 76 yards.
- » The Golden Flashes are 1-4 on the season, with a win over Merrimack and losses at Texas Tech (ranked #24 at the time), to Buffalo, at Florida State (ranked #7 at the time) and at Oklahoma (ranked #5 at the time).

SERIES HISTORY

- » Third Meeting
- » Overall: Series tied, 1-0
- » Last Three Meetings: N/A
- » Last 10 Meetings: N/A



KENT STATE SCHEDULE & RESULTS

| DATE | OPPONENT | TIME/RESULT |
|----------|-----------------------|-------------|
| Aug. 30 | Merrimack | W. 21-17 |
| Sept. 6 | at #24 Texas Tech | L, 62-14 |
| Sept. 13 | Buffalo* | L, 31-28 |
| Sept. 20 | at #7 Florida State | L, 66-10 |
| Oct. 4 | at #5 Oklahoma | L, 44-0 |
| Oct. 11 | Massachusetts* | 2:30 p.m. |
| Oct. 18 | at Toledo* | TBD |
| Oct. 25 | Bowling Green* | TBD |
| Nov. 5 | at Ball State* | TBD |
| Nov. 11 | at Akron* | 7:30 p.m. |
| Nov. 19 | Central Michigan* | 7 p.m. |
| Nov. 28 | at Northern Illinois* | 12 p.m. |

*MAC
All times are Eastern

HOW THEY COMPARE

| MINUTEMEN | STATS | GOLDEN FLASHES |
|----------------|--------------------------------|----------------|
| 52 (10.4) | Scoring (Per Game) | 73 (14.6) |
| 70 | First Downs | 64 |
| 306 (61.2) | Rushing Yards (Per Game) | 363 (72.6) |
| 857 (171.4) | Passing Yards (Per Game) | 934 (186.8) |
| 1163 (232.6) | Total Offense (Per Game) | 1297 (259.4) |
| 23-192 (38.4) | Penalties - Yards (Per Game) | 28-194 (38.8) |
| 32-1480 (46.3) | Punts - Yards (Per Punt) | 34-1297 (38.2) |
| 4-38 (9.5) | Punt Returns - Yards (Avg.) | 5-44 (8.8) |
| 2-78 (39.0) | Kick Returns - Yards (Avg.) | 10-215 (21.5) |
| 15-910 (60.7) | Kickoffs - Yards (Per Kickoff) | 16-997 (62.3) |
| 27:43 | Time of Possession Per Game | 30:03 |
| 19-67 (28.4) | Third Down Conversion (Pct.) | 20-75 (26.7) |
| 1-7 (14.3) | Fourth Down Conversion (Pct.) | 6-14 (42.9) |
| 4-6 (0.67) | Field Goals (Pct.) | 1-2 (0.50) |
| 9-15 (0.60) | Red Zone Scoring (Pct.) | 3-4 (0.75) |
| 5-15 (0.33) | Red Zone Touchdowns (Pct.) | 3-4 (0.75) |
| 4-6 (0.67) | PAT Attempts (Pct.) | 10-10 (1.00) |
| 0-0 | On-Side Kicks | 0-0 |

BY THE NUMBERS: MASSACHUSETTS VS. KENT STATE

1-1

SERIES RECORD

1-1

SERIES WITH BOTH AS
MAC MEMBERS

0-1

RECORD AT HOME

5-12

RECORD vs. MAC
OPPONENTS



NEWS, NOTES, & STORY LINES

SERIES HISTORY VS. KENT STATE

» Massachusetts and Kent State will be meeting for the third time in series history, with the series tied at 1-1.

» The teams previously met as Mid-American Conference foes in 2014 and 2015, with UMass posting a 40-17 win at Kent State on Oct. 11, 2014, and the Golden Flashes following up with a 15-10 win on Oct. 17, 2015 at McGuirk Alumni Stadium.

» In 2014, a 17-point third quarter paved the way for the UMass win at Dix Stadium.

» Lorenzo Woodley rushed for 160 yards and a touchdown for the Minutemen, while Blake Frohnapfel threw for 286 yards and three touchdowns.

» Jalen Williams, Jean Sifrin and Matt Tuleja all had touchdown receptions, while Alex Kenney led all receivers with five catches for 76 yards.

» The Golden Flashes are 1-4 on the season, with a win over Merrimack and losses at Texas Tech (ranked #24 at the time), to Buffalo, at Florida State (ranked #7 at the time) and at Oklahoma (ranked #5 at the time).

QUICK OUTS

» Timmy Hinpeter is averaging 11.0 tackles per game to rank third in the MAC and fourth in the nation, trailing only Own Long (13.6/Colorado State), Quinton Urwiler (12.8/Northern Illinois) and Red Murdock (11.7/Buffalo).

» Against No. 19/20 Missouri, Hinpeter had 17 tackles (five solo) to go along with his first career interception, a sack and two tackles for loss.

» It marked the highest single-game tackle total for a Minuteman since Jalen Mackie had 19 against Army on Nov. 26, 2022.

» Then against Western Michigan, Hinpeter added 14 tackles, a forced fumble and a fumble recovery for a two-week average of 15.5 tackles per game.

» Marques White now averaging 0.60 sacks per game to rank seventh in the MAC and 54th nationally.

» A McNeese State and Dartmouth transfer, White also has a forced fumble, a pass breakup and a quarterback hurry this season.

» Massachusetts now ranks second in the MAC in fewest penalty yards with 192 (16th nationally) and third in the MAC in fewest penalty yards per game with 38.40 (19th nationally).

» UMass' five turnovers lost in five games this season ranks as the third-best mark in the MAC (39th nationally).

» Wide receiver Jacquon Gibson's 7.2 receptions per game leads the MAC and ranks eighth nationally, while his 71.6 receiving yards per game ranks fourth in the league (52nd nationally).

» Keegan Andrews' 46.30 yards per punt ranks third in the MAC and 14th nationally.

» Tyler Martin (a pick six) and DD Snyder II each had an interception against Bryant, marking the first two interception game by the Minutemen since Oct. 28, 2023, when UMass downed Army 21-14 (Juan Lua and Jeremiah McGill had the interceptions on that day).

» Against Bryant, Derek Morris' 53-yard field goal late in the fourth quarter marked the longest field goal in

program history, surpassing Sandro Vitiello (vs. Boston College, 1978) and Denis Gagnon (vs. New Hampshire, 1971) who both kicked a 52-yard field goals.

» Prior to the Temple game, projected starting defensive end Joshua Nobles and projected primary backup left guard Zachary Franks were ruled out for the season due to injuries, while starting wideout T.Y. Harding was ruled out for the season after the Iowa game.

MARTIN MAKES HIS MARK

» Against Bryant, linebacker Tyler Martin had a 23-yard interception return for a touchdown, marking Martin's first career interception and first career touchdown.

» It was the first UMass interception returned for a touchdown since Dashaun Jenkins versus Miami (OH) on Sept. 9, 2023.

» In that game against Bryant, the Acton, Massachusetts native Martin also set a then career-high mark with nine tackles (five solo), besting his previous career-high of six set at Georgia on Nov. 23, 2024 and last week against Temple on Aug. 30, 2025.

» Martin then made a career-high 10 tackles against Western Michigan (Oct. 4) and he recovered his first career fumble on a force from Hinpeter in the first quarter.

RODGERS MAKES NFL HISTORY

» Former Minuteman cornerback/kick returner Isaiah Rodgers (2016-19) made history for the Minnesota Vikings on Sunday (Sept. 21) when he became the first player in NFL history with a pick six, a fumble returned for a touchdown and two forced fumbles in a single game (and he did it all in the first half)

» Rodgers, finished his 12-game senior season with 42 tackles, including 3.0 TFLs, four interceptions, 10 pass breakups, one forced fumble and a fumble recovery, is in his first season with the Vikings after winning the Super Bowl with the Eagles last season

ANDREWS HONORED

» Senior punter Keegan Andrews was named the Week One Ray Guy Award Punter of the Week, as announced by the Augusta Sports Council and Ray Guy Award organization (Sept. 3).

» Against Temple (Aug. 30), Andrews had four punts for 228 yards, while recording a net average of 57.0 yards.

» Three of the Werribee, Australia native's four punts were downed inside the 20-yard line.

» Andrews had a 66-yard long punt and only one was returned on the day.

FIRSTS

» Against Temple (Aug. 30), Rocko Griffin had his first rushing touchdown with the Minutemen and the 12th of his career.

» Against Bryant (Sept. 6), linebacker Tyler Martin had a pick six for his first career interception and touchdown.

» Against Bryant, running back Brandon Hood's second quarter, 13-yard rushing touchdown was the first of his career and tight end Max Dowling had the first three catches of his UMass career (had 26 catches in two previous seasons with UTM).

» Also against Bryant, DD Snyder recorded his first interception as a Minuteman in the fourth quarter (third of his career).

» On a Grant Jordan scramble, UMass recorded the first rushing touchdown against Iowa this season.

» In the game at Missouri, Max Dowling caught his first touchdown pass as a Minuteman.

» At Missouri, Timmy Hinpeter snagged the first interception of his career.

» Tyler Martin recovered his first career fumble on the force from Hinpeter against the Broncos.

GIBSON'S CAREER DAY

» Redshirt junior wide receiver Jacquon Gibson had a breakout game against Temple (Aug. 30), posting a career-high in receptions (12) and receiving yards (132)

» It marked his first career 100-yard game, while he added a 39-yard grab in the first quarter, tying his career-long mark (at Toledo on Sept. 7, 2024)

» His 12 catches are tied for second in the country in catches per game

» He was also targeted 20 times against the Owls

» The Fayetteville, North Carolina native was also named one of six team captains ahead of the current season.

QUARTERBACK OVERVIEW

» After a camp competition, redshirt junior Brandon Rose was named the starter by Joe Harasymiak on Monday, Aug. 18, beating out graduate student Grant Jordan and redshirt freshman A.J. Hairston

» Rose transferred from Utah, where he spent the last three seasons and played in the first three games of his career in 2024 (under current UMass Offensive Coordinator Mike Bajakian).

» Rose made his first collegiate start last year against BYU, finishing 12-of-21 for 112 yards, two touchdowns and one interception, while also rushing for 55 yards but he sustained a season-ending injury in that game

» A Temecula, California native, Rose attended Murrieta Valley High School and was named Southwestern League MVP and led his team to a league championship as a senior

» Rose started the first two games of the season, but left the Bryant game with an injury

» Jordan took the majority of the snaps after Rose was sidelined, finishing 13-for-22 for 205 yards and an interception while also rushing nine times for 53 yards and a touchdown

» Jordan spent the previous four seasons at Yale and as a senior in 2024, played in nine games for the Bulldogs and was named an All-Ivy League Honorable Mention selection

» Jordan served as a counselor at the 2025 Manning Passing Academy in his home state of Louisiana.

» Second-year player AJ Hairston then started game four at No. 19/20 Missouri, before Rose returned to make the start at home against Western Michigan in game five.

NEWS, NOTES, & STORY LINES (cont.)

» Hairston then took over later in the second half against the Broncos.

HARASYMIAK ERA UNDERWAY

» On December 10, 2024, Joe Harasymiak was formally introduced as the program's 32nd head coach during a press conference at the Martin Jacobson Football Performance Center

» Harasymiak arrived in Amherst with 17 years of coaching experience, including seven seasons as the defensive coordinator at two FBS institutions: Minnesota (2018-21) and Rutgers (2022-24).

» Harasymiak advanced up the coaching ranks at Maine, starting as a defensive assistant/defensive backs coach in 2011 and working his way to serving as head coach from 2016-18

» He led the Black Bears to the 2018 CAA Championship with a 7-1 conference record. Maine then advanced to the first Football Championship Subdivision national semifinal game in program history

» A native of Waldwick, New Jersey, Harasymiak graduated from nearby Springfield College in 2008 after playing defensive back for the Pride from 2004-07

RETURN TO THE MAC

» The University of Massachusetts officially joined the Mid-American Conference (MAC) as a full member, beginning on July 1, 2025

» The 2025-26 season will be UMass football's first year of #MACtion since playing as an affiliate member (football only) from 2012-15

» In addition to football, UMass will now compete in the Mid-American Conference in baseball, men's and women's basketball, men's and women's cross country, field hockey, men's and women's indoor/outdoor track & field, women's lacrosse, rowing, women's soccer, softball, women's swimming and diving and women's tennis.

CAPTAINS NAMED

» Joe Harasymiak named his first set of team captains on Sunday, August 24, featuring a pair of players from each unit.

» Special Teams: Jovoni Borbon (Gr., LS; Sierra Vista, Arizona) and Keegan Andrews (Sr., P; Werribee, Australia).

» Defense: Shymell Davis (R-Sr., DL; Woolwich, N.J.) and Derrieon Craig (Sr., Star; Boynton Beach, Florida).

» Offense: Rocko Griffin (R-Jr., RB; Rincon, Georgia) and Jaquon Gibson (R-Jr., WR; Fayetteville, North Carolina).

MOSESSO ON SENIOR BOWL WATCH

» Redshirt senior offensive lineman Ryan Mosesso was named to the 2026 Panini Senior Bowl Top 300 List (Aug. 20)

» Mosesso was one of only 24 players from non-Power Four programs named to the list
» A Marshfield, Massachusetts native, Mosesso appeared in 11 games last season, and he was also named to the East-West Shrine

Bowl 1000 ahead of the 2025 season.

» He has totaled 15 appearances on the offensive line in his UMass career.

MINUTEMEN IN THE NFL

» After winning the Super Bowl with the Philadelphia Eagles last season, former All-American defensive back/kick returner Isaiah Rodgers (2016-19) begins his first season with the Minnesota Vikings.

» Offensive lineman Elijah Wilkinson (2013-16) enters his second season with the Atlanta Falcons. He has played in 77 career NFL games, including 45 starts.

» Long snapper Evan Deckers (2018-21) begins his second season with the Tampa Bay Buccaneers.

» Josh Wallace (2019-22) begins his second season with the Los Angeles Rams after playing in 17 games as a rookie last year.

» Jakobie Keeney-James (2024) signed with the Detroit Lions as an undrafted free agent in May 2025 and was released following training camp

» Kay'Ron Lynch-Adams (2021-23) signed with the Carolina Panthers as an undrafted free agent in May 2025 but was cut in late August following training camp

» Wide receiver Andy Isabella (2015-18) briefly signed with the San Francisco 49ers during training camp, but is now a free agent. He has played 43 career NFL games with the Cardinals, Bills and Ravens

» Liam Coen (2004-2008) is in his first season as the Jacksonville Jaguars head coach after most recently serving as the offensive coordinator for the Tampa Bay Buccaneers. Coen, who served as UMass's pass game coordinator and quarterbacks coach from 2014-15, earned his first offensive coordinator position at Maine (2016-17) under head coach Joe Harasymiak

» Kansas City defensive line coach Joe Cullen (1986-1989) has won a pair of Super Bowl championships since joining the Chiefs in 2022

OWNING THE CLASSROOM

» UMass football posted a 3.15 GPA following the spring semester, its best team GPA for a semester since 2018.

» Fifty-nine players posted at least a 3.0, 25 players posted at least 3.5 and three players had 4.0 GPAs.

» Fourteen players were then named to the Dean's List including Owen Anderson, Keegan Andrews, Ryan Barnes, Kendall Bourne, Derrieon Craig, Zeraun Daniel, Dallas Elliott, Timmy Hinspeter, Marcus Lye, T.J. Magee, Kyle Ott, Savion Robinson, Brock Taylor and Magnus Von Saldern

CRUISING INTO THE UMass HOF

» Former Minuteman wide receiver Victor Cruz will be inducted into UMass' George "Trigger" Burke Hall of Fame on September 6 as part of the Class of 2025.

» A two-time First Team All-CAA selection (2008, 2009) during his UMass career (2007-09), Cruz was an Honorable Mention All-American in 2008 and a preseason

All-American in 2009.

» He set the UMass record with 262 receiving yards in a game on 13 catches vs. James Madison (2008)

» Finished his career with 131 receptions and 1,958 yards, which ranked eighth all-time at UMass. He also had a 22-game reception streak

» Signed with the Giants as an undrafted free agent in 2010 and played from 2010-16
» Named Second-Team All-Pro (2011) and a Pro Bowl selection (2012)

» NFL totals: 303 receptions, 4,549 yards, 25 touchdowns

DEGREES IN HAND

» Twenty-five UMass players have already earned undergraduate degrees

» The list includes: Reece Adkins, Ryan Barnes, Jovoni Borbon, Kyle Brown, Michael Entwistle, Zachary Farris, Zachary Franks, Jaquon Gibson, Mao Glynn III, Tim Grant-Randall, Donnie Gray, Malcolm Greene, Rocko Griffin, Zukudo Igwenagu, Shambre Jackson, Grant Jordan, Jake McConnachie, Ryan Mosesso, Luke Painton, Juwaun Price, Aquan Robinson, Ben Roy Jr., Dean Shaffer, Magnus von Saldern and Marques White.



JOE HARASYMIAK

HEAD COACH • FIRST SEASON
SPRINGFIELD COLLEGE ('08)

JOE HARASYMIAK - HEAD COACH

| | |
|--------------------|-------------------------|
| » Alma Mater: | Springfield College '08 |
| » Hometown: | Waldwick, N.J. |
| » Record at UMass: | 0-5 (First Season) |
| » Overall Record: | 20-20 (at Maine/FCS) |

Joe Harasymiak was named the 32nd head coach of the University of Massachusetts football program, as announced by Director of Athletics Ryan Bamford on December 4, 2024.

Harasymiak brings 17 years of coaching experience to the Minutemen, including seven seasons as the defensive coordinator at two FBS institutions: Minnesota (2018-21) and Rutgers (2022-24).

Harasymiak (pronounced hare-uh-SIM-ee-ack) has served as the Scarlet Knights' defensive coordinator for each of the past three seasons while also coaching the linebackers in 2024. He was a 2022 and 2023 Broyles Award nominee for the Scarlet Knights, given annually to the nation's top assistant coach.

Harasymiak and Rutgers finished the 2024 regular season with a 7-5 mark and the Scarlet Knights are poised to make second consecutive bowl appearance. In 2023, he helped Rutgers post its first winning season since 2014, including a win over Miami in the Bad Boy Mowers Pinstripe Bowl.

Prior to Rutgers, Harasymiak was at Minnesota, where he served as the defensive backs/safeties coach (2018-19) and as the co-defensive coordinator (2020-21). In 2021, Minnesota ranked third in the nation in total defense, and he helped the Golden Gophers to a 9-4 record, including a victory in the Guaranteed Rate Bowl. In 2019, Harasymiak's defensive unit included safety Antoine Winfield Jr., who was named a unanimous All-American and who went on to be drafted by the Tampa Bay Buccaneers in the second round of the 2020 NFL Draft. Harasymiak originally joined the Minnesota staff ahead of the 2018 Quick Lane Bowl.

Harasymiak advanced up the coaching ranks at Maine, starting as a defensive assistant/defensive backs coach in 2011 and working his way to serving as head coach from 2016-18. He led the Black Bears to the 2018 CAA Championship with a 7-1 conference record. Maine then advanced to the first Football Championship Subdivision national semifinal game in program history and finished the year with a 10-4 overall record. He was then named the 2018 FCS Coach of the Year by the American Football Coaches Association.

A native of Waldwick, New Jersey, Harasymiak graduated from Springfield College in 2008 after playing defensive back for the Pride from 2004-07, setting the program record for career interceptions (17). He transitioned straight into coaching, serving as an assistant coach at Maine Maritime Academy for the 2008 season before returning to Springfield as a graduate assistant coach from 2009-10 (wide receivers/quarterbacks).

COACHING HISTORY

2008:

» Maine Maritime Academy (assistant coach)

2009-10:

» Springfield College (graduate assistant/wide receivers/quarterbacks)

2011:

» Maine (defensive assistant/defensive backs)

2012-13:

» Maine (defensive backs)

2014-15:

» Maine (defensive coordinator/linebackers)

2016-18:

» Maine (head coach)

2018-19:

» Minnesota (defensive backs/safeties)

2020-21:

» Minnesota (co-defensive coordinator)

2022-23:

» Rutgers (defensive coordinator)

2024:

» Rutgers (defensive coordinator/linebackers)

2025 MASSACHUSETTS FOOTBALL

OFFENSE

| POS. | NO. | NAME | YR. | HT. | WT. |
|------|-----|--------------------|-------|------|-----|
| QB | 1 | BRANDON ROSE | R-JR. | 6-2 | 212 |
| -OR- | 8 | AJ HAIRSTON | R-FR. | 6-3 | 215 |
| -OR- | 9 | GRANT JORDAN | GR. | 6-2 | 210 |
| RB | 24 | ROCKO GRIFFIN | R-JR. | 5-9 | 200 |
| | 26 | BRANDON HOOD | R-FR. | 5-10 | 200 |
| | 28 | JUWAUN PRICE | GR. | 5-10 | 201 |
| WR | 2 | JACQUON GIBSON | R-JR. | 5-11 | 195 |
| | 0 | KENYON MASSEY | R-FR. | 5-10 | 180 |
| WR | 12 | DONNIE GRAY | GR. | 6-2 | 210 |
| | 14 | KEZION DIA-JOHNSON | R-FR. | 6-0 | 185 |
| WR | 7 | JAKE MCCONNACHIE | R-SR. | 6-5 | 215 |
| | 5 | TYREE KELLY | JR. | 6-3 | 205 |
| TE | 83 | REECE ADKINS | GR. | 6-6 | 250 |
| | 11 | MAX DOWLING | R-JR. | 6-6 | 240 |
| LT | 72 | LUKE PAINTON | GR. | 6-7 | 320 |
| | 77 | JAXON KING | R-JR. | 6-7 | 310 |
| LG | 56 | SULLIVAN WEIDMAN | R-JR. | 6-5 | 318 |
| | 69 | BROCK TAYLOR | R-FR. | 6-3 | 315 |
| C | 55 | BENJAMIN ROY JR. | R-SR. | 6-2 | 295 |
| | 64 | PEYTON MILLER | R-SO. | 6-3 | 310 |
| RG | 63 | KYLE BROWN | GR. | 6-4 | 295 |
| | 54 | MAO GLYNN | R-SR. | 6-3 | 305 |
| RT | 79 | RYAN MOSESSO | R-SR. | 6-5 | 305 |
| | 77 | JAXON KING | R-JR. | 6-7 | 310 |

-or- listed next to player's number indicates they may start/play in place of the individual listed directly above them

* media depth chart updated: October 6

DEFENSE

| POS. | NO. | NAME | YR. | HT. | WT. |
|------|-----|-----------------------|-------|------|-----|
| DE | 49 | SHAMBRE JACKSON | R-SR. | 6-3 | 285 |
| | 10 | ZUKUDO IGWENAGU | R-SR. | 6-4 | 250 |
| NT | 91 | SHYMELL DAVIS | R-SR. | 6-3 | 295 |
| | 90 | TIM PASSMORE JR. | R-JR. | 6-2 | 295 |
| DT | 11 | TIM GRANT-RANDALL | GR. | 6-0 | 285 |
| | 54 | MALACHI MADISON | R-JR. | 6-3 | 290 |
| DE | 9 | DAVID ONUOHA | R-JR. | 6-1 | 237 |
| | 16 | MARQUES WHITE | GR. | 6-2 | 250 |
| MIKE | 5 | TYLER MARTIN | R-JR. | 6-2 | 235 |
| | 52 | DEAN SHAFFER | GR. | 6-1 | 230 |
| WILL | 44 | TIMMY HINSPETER | R-JR. | 6-1 | 230 |
| | 19 | RASHAD HENRY | R-SO. | 6-2 | 230 |
| STAR | 0 | DERRIEON CRAIG | SR. | 5-10 | 215 |
| | 22 | NICK HAWTHORNE | R-FR. | 6-2 | 217 |
| CB | 1 | MALCOLM GREENE | GR. | 5-11 | 190 |
| | 13 | RAHEIM SEXIL | R-FR. | 6-1 | 195 |
| CB | 24 | KAMREN WATKINS-HUNTER | R-SR. | 6-1 | 190 |
| | 12 | BRENNEN BAILEY | R-SO. | 6-2 | 180 |
| S | 38 | ZERAUN DANIEL | JR. | 6-1 | 205 |
| | 29 | ZACHARY FARRIS | GR. | 6-0 | 190 |
| S | 3 | KENDALL BOURNES | JR. | 6-0 | 195 |
| | 6 | JEREMIAH MCGILL | R-JR. | 5-11 | 195 |

-or- listed next to player's number indicates they may start/play in place of the individual listed directly above them

* media depth chart updated: October 6

SPECIAL TEAMS

SPECIAL TEAMS

| POS. | NO. | NAME | YR. | HT. | WT. |
|------|-----|-------------------|-------|------|-----|
| PK | 99 | DEREK MORRIS | SO. | 6-2 | 200 |
| | 46 | MARCUS LYE | SR. | 6-1 | 210 |
| P | 98 | KEEGAN ANDREWS | SR. | 6-3 | 250 |
| | 43 | EDWARD PHILLIPSON | FR. | 6-3 | 230 |
| LS | 47 | JOVONI BORBON | GR. | 5-10 | 210 |
| | 39 | JAMES HORTON | R-FR. | 6-0 | 215 |
| HO | 98 | KEEGAN ANDREWS | SR. | 6-3 | 250 |
| KOR | 2 | JACQUON GIBSON | R-JR. | 5-11 | 195 |
| PR | 2 | JACQUON GIBSON | R-JR. | 5-11 | 195 |

-or- listed next to player's number indicates they may start/play in place of the individual listed directly above them

* media depth chart updated: October 6

2025 MASSACHUSETTS FOOTBALL

ROSTER • NUMERICAL

| No. | Name | Pos. | Ht. | Wt. | Yr. | Hometown | Previous School | No. | Name | Pos. | Ht. | Wt. | Yr. | Hometown | Previous School | |
|-----|-----------------------|------|------|-----|-------|--------------------------|---|----------------------------|-----------------------|------|------|-----|-------|---------------------|--|-----------------------------|
| 0 | Derrieon Craig | STAR | 5-10 | 215 | Sr. | Boynton Beach, Fla. | St. Thomas Aquinas (HS) | 57 | Garrett Cooper | OL | 6-5 | 290 | Fr. | Delmar, Del. | Delmar | |
| 0 | Kenyon Massey | WR | 5-10 | 180 | R-Fr. | Newark, N.J. | Paramus Catholic | 62 | Bradley Kamga | OL | 6-2 | 300 | R-Fr. | Bowie, Md. | Charles Herbert Flowers/LIU | |
| 1 | Malcolm Greene | STAR | 5-11 | 190 | Gr. | Richmond, Va. | Highland Springs/Virginia/Clemson | 63 | Kyle Brown | OL | 6-4 | 295 | Gr. | Marcellus, N.Y. | Marcellus/Dartmouth | |
| 1 | Brandon Rose | QB | 6-2 | 212 | R-Jr. | Temecula, Calif. | Murrieta Valley/Utah | 64 | Peyton Miller | OL | 6-3 | 310 | R-So. | Westernport, Md. | Mountain Ridge | |
| 2 | Jacquon Gibson | WR | 5-11 | 195 | R-Jr. | Fayetteville, N.C. | Hough/Palmetto Prep | 65 | Samu Suominen | OL | 6-4 | 308 | Fr. | Vaasa, Finland | -- | |
| 2 | Joshua Nobles | DL | 6-4 | 250 | Sr. | Camden, N.J. | Woodrow Wilson/Jackson State/Western Michigan | 69 | Brock Taylor | OL | 6-2 | 315 | R-Fr. | Hanover, Va. | Atlee | |
| 3 | Kendall Bournes | S | 6-0 | 195 | Jr. | Union, N.J. | Union (HS)/Concord University | 70 | Michael Entwistle | OL | 6-3 | 295 | Gr. | Paramus, N.J. | Don Bosco Prep/Harvard | |
| 3 | Elijah Pedro | WR | 6-1 | 180 | Fr. | Upper Marlboro, Md. | Dr. Henry A. Wise Jr. | 72 | Luke Painton | OL | 6-7 | 320 | Gr. | Reading, Pa. | Berks Catholic/Columbia | |
| 4 | Da'Marion Alberic | RB | 5-10 | 180 | R-Fr. | West Palm Beach, Fla. | Atlantic | 73 | Zachary Franks | OL | 6-5 | 310 | Gr. | Baltimore, Md. | The Gilman School/Duke/Northwestern | |
| 4 | DD Snyder | S | 6-0 | 186 | R-Sr. | Tampa, Fla. | Tampa Catholic/Ball State/Illinois | 75 | Tanner Burlingame | OL | 6-5 | 305 | R-Fr. | Endwell, N.Y. | Maine-Endwell | |
| 5 | Tyree Kelly | WR | 6-3 | 205 | Jr. | Cairo, Ga. | Cairo/USF | 76 | Riley Bloch | OL | 6-3 | 295 | R-Fr. | Needham, Mass. | Dexter Southfield | |
| 5 | Tyler Martin | LB | 6-2 | 235 | R-Jr. | Acton, Mass. | Buckingham Browne & Nicholas/Arizona | 77 | Jaxon King | OL | 6-7 | 310 | R-Jr. | Placerville, Calif. | Union Mine/Grambling State | |
| 6 | Jeremiah McGill | S | 5-11 | 195 | R-Jr. | Broward County, Md. | Chaminade-Madonna | 79 | Ryan Mosesso | OL | 6-5 | 305 | R-Sr. | Marshfield, Mass. | Noble and Greenough | |
| 6 | Savion Robinson | WR | 6-0 | 185 | R-Jr. | St. Paul, Minn. | Minnehaha Academy/Southwestern CC | 83 | Reece Adkins | TE | 6-6 | 250 | Gr. | Lake Mary, Fla. | Lake Mary/UCF/Eastern Kentucky | |
| 7 | TJ Magee | CB | 5-10 | 190 | R-Jr. | Denham Springs, La. | Live Oak/Davidson | 84 | Samuel Baddoo | WR | 5-10 | 200 | Gr. | Providence, R.I. | Classical/Brown | |
| 7 | Jake McConnachie | WR | 6-5 | 215 | R-Sr. | Verona, N.J. | Verona/Pittsburgh | 85 | Magnus von Saldern | TE | 6-4 | 285 | R-Jr. | Berlin, Germany | Friedrich Ebert | |
| 8 | AJ Hairston Jr. | QB | 6-3 | 215 | R-Fr. | Pompano Beach, Fla. | Monarch | 86 | Jax Markovich | TE | 6-4 | 245 | Fr. | Scottsdale, Ariz. | Horizon | |
| 8 | Aquan Robinson | DL | 6-4 | 235 | R-Sr. | West Orange, N.J. | West Orange | 87 | Owen Anderson | TE | 6-4 | 255 | R-Jr. | Skillman, N.J. | The Hun School/Illinois | |
| 9 | Grant Jordan | QB | 6-2 | 210 | Gr. | New Orleans, La. | Jesuit/Yale | 88 | John Condakes | TE | 6-3 | 225 | R-Fr. | Dedham, Mass. | Xaverian Brothers | |
| 9 | David Onuoha | DL | 6-1 | 237 | R-Jr. | Aberdeen, N.J. | Matawan Regional/Rutgers | 90 | Tim Passmore Jr. | DL | 6-2 | 295 | R-Jr. | Cocoa, Fla. | Cocoa/UConn | |
| 10 | T.Y. Harding | WR | 5-9 | 180 | R-Jr. | Cambridge, Mass. | BB&N | 91 | Shymell Davis | DL | 6-3 | 295 | R-Sr. | Woolwich, N.J. | Wyoming Seminary (Pa.)/Kingsway/Maine | |
| 10 | Zukudo Igwenagu | DL | 6-4 | 250 | R-Sr. | Worcester, Mass. | Worcester Academy/Rutgers | 92 | Romando Johnson | DL | 6-3 | 245 | Fr. | Lauderhill, Fla. | Monarch | |
| 11 | Max Dowling | TE | 6-6 | 240 | R-Jr. | Buffalo, N.Y. | Palmetto Prep/Canisius HS/UT Martin/Kansas | 93 | Saintelliot Adianawo | DL | 6-3 | 290 | Fr. | Lowell, Mass. | Lowell | |
| 11 | Tim Grant-Randall | DL | 6-0 | 285 | Gr. | Houston, Texas | Oak Ridge/Eastern Michigan | 94 | Bennett Abbe | K | 5-11 | 175 | R-Sr. | Scarsdale, N.Y. | Scarsdale | |
| 12 | Brennen Bailey | CB | 6-2 | 180 | R-So. | Sandy Spring, Md. | Our Lady of Good Counsel/West Liberty | 97 | Jermaine Wiggins Jr. | DI | 6-3 | 255 | R-Jr. | Boston, Mass. | Central Catholic/Arizona | |
| 12 | Donnie Gray | WR | 6-2 | 210 | Gr. | New Haven, Conn. | Deerfield Academy/Northwestern | 98 | Keegan Andrews | P | 6-3 | 250 | Sr. | Werribee, Australia | MacKillop College Secondary School/Texas A&M | |
| 13 | Will Perry | QB | 6-2 | 195 | R-Fr. | Andover, Mass. | St. Thomas More (Conn.) | 99 | Derek Morris | PK | 6-2 | 200 | So. | Dayton, Ohio | Bishop Fenwick/California | |
| 13 | Raheim Sexil | CB | 6-1 | 195 | R-Fr. | Bradenton, Fla. | Manatee/FIU | PRONUNCIATION GUIDE | | | | | | | | |
| 14 | Ryan Barnes | CB | 6-2 | 185 | R-Sr. | Gaithersburg, Md. | Quince Orchard/Notre Dame | 0 | Derrieon Craig | | | | | | | Dare-EE-ON |
| 14 | Kezion Dia-Johnson | WR | 6-0 | 185 | R-Fr. | Phoenix, Ariz. | Desert Edge | 0 | Kenyon Massey | | | | | | | Mass-EE |
| 16 | Marques White | DL | 6-2 | 250 | Gr. | Glendale, Ariz. | Brophy Prep/McNeese State/Dartmouth | 2 | Jacquon Gibson | | | | | | | JAY-Kwan |
| 17 | Dallas Elliott | WR | 6-2 | 180 | R-Jr. | Leeds, Mass. | The Williston-Northampton School | 4 | Da'Marion Alberic | | | | | | | Duh-mar-EE-ON |
| 17 | Jerry Washington | DL | 6-2 | 235 | Fr. | Goodyear, Ariz. | Desert Edge | 7 | TJ Magee | | | | | | | Mah-GEE |
| 18 | Dinos Drossos | LB | 6-2 | 210 | Fr. | Tucson, Ariz. | Salpointe Catholic | 7 | Jake McConnachie | | | | | | | Mah-Con-Ah-Key |
| 18 | Matt Ogunniyi | TE | 6-5 | 236 | R-Fr. | Springdale, Md. | Charles Herbert Flowers/Rutgers | 8 | Aquan Robinson | | | | | | | Ah-kwan |
| 19 | Rashad Henry | LB | 6-2 | 230 | R-So. | Miami, Fla. | St. Thomas Aquinas HS | 9 | David Onuoha | | | | | | | Oh-Nah-HA |
| 19 | Zach Lawrence | QB | 6-1 | 195 | Fr. | Charlotte, N.C. | Butler HS | 10 | T.Y. Harding | | | | | | | Tee-Why |
| 20 | Godson Ofonagoro | RB | 6-0 | 205 | R-Fr. | Canton, Mass. | Milford Academy | 10 | Zukudo Igwenagu | | | | | | | ZAH-coo-Doe IG-gwen-nah-goo |
| 20 | Keith Sarkodieh | S | 6-2 | 190 | R-Fr. | Worcester, Mass. | Worcester Academy | 13 | Raheim Sexil | | | | | | | Ra-HEEM Secs-UHL |
| 22 | Nick Hawthorne | LB | 6-2 | 217 | R-Fr. | Fort Worth, Texas | Boswell/Boise State | 14 | Kezion Dia-Johnson | | | | | | | Kah-ZYE-on Dee-AH Johnson |
| 23 | JC Clark | CB | 5-10 | 160 | Fr. | Dayton, Ohio | Trotwood-Madison | 16 | Marques White | | | | | | | Mark-us |
| 23 | Elijah Faulkner | RB | 5-9 | 185 | Fr. | Pittsburgh, Pa. | Central Catholic (PA) | 18 | Dinos Drossos | | | | | | | Dra-ro-e-sos |
| 24 | Rocko Griffin | RB | 5-9 | 200 | R-Jr. | Rincon, Ga. | South Effingham/UTSA/Vanderbilt | 18 | Matt Ogunniyi | | | | | | | Oh-Goo-Knee |
| 24 | Kamren Watkins-Hunter | CB | 6-1 | 190 | R-Sr. | Hartford, Conn. | Loomis Chaffee/Georgetown | 20 | Godson Ofonagoro | | | | | | | Ah-FAWN-ah-gar-oh |
| 25 | Anochie Azuakolam Jr. | S | 6-2 | 175 | Fr. | Dorchester, Mass. | Buckingham Browne & Nichols | 20 | Keith Sarkodieh | | | | | | | Sar-Koe-Dee-AH |
| 26 | Brandon Hood | RB | 5-10 | 200 | R-Fr. | McDonough, Ga. | Eagles Landing Christian Academy/Colorado | 25 | Anochie Azuakolam Jr. | | | | | | | Uh-NO-chi Ah-ZWA-Koe-lawm |
| 27 | Michael Pangaro | S | 6-1 | 180 | R-Fr. | Cheshire, Conn. | Taft School | 33 | Erik Hehl | | | | | | | HAIL |
| 28 | Juwaun Price | RB | 5-10 | 201 | Gr. | Phoenix, Ariz. | Peoria/North Texas/Syracuse/New Mexico State | 34 | Payton Andrade | | | | | | | Ann-DRAID |
| 29 | Zachary Farris | STAR | 6-0 | 190 | Gr. | Coral Springs, Fla. | Cardinal Gibbons/Dartmouth | 38 | Zeraun Daniel | | | | | | | Za-RON |
| 30 | Donovan Dyson | LB | 6-1 | 230 | R-So. | Bowie, Md. | St. Frances Academy | 45 | Kyle Ott | | | | | | | AUGHT |
| 32 | Jose Tournon | CB | 5-10 | 185 | R-Fr. | Taunton, Mass. | Taunton | 47 | Jovoni Borbon | | | | | | | Bore-bon (rolled "R") |
| 33 | Erik Hehl | DL | 6-0 | 260 | R-Jr. | Huntington Beach, Calif. | Newport Harbor/Fulerton College | 49 | Shambre Jackson | | | | | | | Shom-BRAY |
| 34 | Payton Andrade | LB | 6-1 | 230 | R-So. | Watertown, Mass. | Watertown | 54 | Malachi Madison | | | | | | | Mal-Ah-KYE |
| 36 | David Timson | LB | 5-10 | 220 | Fr. | Beverly, Mass. | Catholic Memorial | 62 | Bradley Kamga | | | | | | | Cam-Ga |
| 38 | Zeraun Daniel | S | 6-1 | 205 | Jr. | Brooklyn, N.Y. | Poly Prep County Day/Georgetown | 65 | Samu Suominen | | | | | | | Saw-Moo Swahm-Uh-Nen |
| 39 | James Horton | LS | 6-0 | 215 | R-Fr. | Westport, Conn. | Staples | 76 | Riley Bloch | | | | | | | Block |
| 43 | Edward Phillipson | P | 6-3 | 230 | Fr. | Melbourne, Australia | Geelong Grammar School | 84 | Samuel Baddoo | | | | | | | Bah-doo |
| 44 | Timmy Hinspeter | LB | 6-1 | 230 | R-Jr. | Montgomery, N.Y. | Don Bosco Prep/Rutgers | 85 | Magnus von Saldern | | | | | | | vaughn SAUL-dern |
| 45 | Kyle Ott | LB | 6-0 | 210 | R-Jr. | Palm Desert, Calif. | Palm Desert | 88 | John Condakes | | | | | | | Con-Day-Kess |
| 46 | Marcus Lye | PK | 6-1 | 210 | Sr. | Parkes, Australia | Brophy College Prep (Ariz.)/Northern Arizona | 91 | Shymell Davis | | | | | | | SHY-Mel |
| 47 | Jovoni Borbon | LS | 5-10 | 210 | Gr. | Sierra Vista, Ariz. | Buena/McNeese/SMU/Maricopa CC | 94 | Bennett Abbe | | | | | | | Ab-Bee |
| 49 | Shambre Jackson | DL | 6-3 | 285 | R-Sr. | Orlando, Fla. | Boone/Florida State | | | | | | | | | |
| 50 | Gavin Wilson | OL | 6-6 | 300 | Fr. | Greenville, S.C. | Greenville | | | | | | | | | |
| 52 | Dean Shaffer | LB | 6-1 | 230 | Gr. | Smithtown, N.Y. | Smithtown East/Yale | | | | | | | | | |
| 54 | Mao Glynn II | OL | 6-3 | 305 | R-Sr. | Cincinnati, Ohio | Walnut Hills/Cincinnati | | | | | | | | | |
| 54 | Malachi Madison | DL | 6-3 | 290 | R-Jr. | Chester, Va. | Thomas Dale/Virginia Tech | | | | | | | | | |
| 55 | Benjamin Roy Jr. | OL | 6-2 | 295 | R-Sr. | Las Vegas, Nev. | Liberty HS/UCLA | | | | | | | | | |
| 55 | Jaden Wiggins | DL | 6-0 | 270 | R-So. | Boston, Mass. | Central Catholic | | | | | | | | | |
| 56 | Sullivan Weidman | OL | 6-5 | 318 | R-Jr. | Franklin, Mass. | Dexteer Southfield/West Virginia | | | | | | | | | |

2025 MASSACHUSETTS FOOTBALL

ROSTER • ALPHABETICAL

| No. | Name | Pos. | Ht. | Wt. | Yr. | Hometown | Previous School | No. | Name | Pos. | Ht. | Wt. | Yr. | Hometown | Previous School |
|-----|-----------------------|------|------|-----|-------|--------------------------|---|----------------------------|-----------------------|-----------------------------|------|-----|-------|----------------------|--|
| 94 | Bennett Abbe | K | 5-11 | 175 | R-Sr. | Scarsdale, N.Y. | Scarsdale | 72 | Luke Painton | OL | 6-7 | 320 | Gr. | Reading, Pa. | Berks Catholic/Columbia |
| 93 | Saintelliot Adianawo | DL | 6-3 | 290 | Fr. | Lowell, Mass. | Lowell | 27 | Michael Pangaro | S | 6-1 | 180 | R-Fr. | Cheshire, Conn. | Taft School |
| 83 | Reece Adkins | TE | 6-6 | 250 | Gr. | Lake Mary, Fla. | Lake Mary/UCF/Eastern Kentucky | 90 | Tim Passmore Jr. | DL | 6-2 | 295 | R-Jr. | Cocoa, Fla. | Cocoa/UConn |
| 4 | Da'Marion Alberic | RB | 5-10 | 180 | R-Fr. | West Palm Beach, Fla. | Atlantic | 3 | Elijah Pedro | WR | 6-1 | 180 | Fr. | Upper Marlboro, Md. | Dr. Henry A. Wise Jr. |
| 87 | Owen Anderson | TE | 6-4 | 255 | R-Jr. | Skillman, N.J. | The Hun School/Illinois | 13 | Will Perry | QB | 6-2 | 195 | R-Fr. | Andover, Mass. | St. Thomas More (Conn.) |
| 34 | Payton Andrade | LB | 6-1 | 230 | R-So. | Watertown, Mass. | Watertown | 43 | Edward Phillipson | P | 6-3 | 230 | Fr. | Melbourne, Australia | Geelong Grammar School |
| 98 | Keegan Andrews | P | 6-3 | 250 | Sr. | Werribee, Australia | MacKillop College Secondary School/Texas A&M | 28 | Juwaun Price | RB | 5-10 | 201 | Gr. | Phoenix, Ariz. | Peoria/North Texas/Syracuse/New Mexico State |
| 25 | Anochie Azuakolam Jr. | S | 6-2 | 175 | Fr. | Dorchester, Mass. | Buckingham Browne & Nichols | 8 | Aquan Robinson | DL | 6-4 | 235 | R-Sr. | West Orange, N.J. | West Orange |
| 84 | Samuel Baddoo | WR | 5-10 | 200 | Gr. | Providence, R.I. | Classical/Brown | 6 | Savion Robinson | WR | 6-0 | 185 | R-Jr. | St. Paul, Minn. | Minnehaha Academy/Southwestern CC |
| 12 | Brennen Bailey | CB | 6-2 | 180 | R-So. | Sandy Spring, Md. | Our Lady of Good Counsel/West Liberty | 1 | Brandon Rose | QB | 6-2 | 212 | R-Jr. | Temecula, Calif. | Murrieta Valley/Utah |
| 14 | Ryan Barnes | CB | 6-2 | 185 | R-Sr. | Gaithersburg, Md. | Quince Orchard/Notre Dame | 55 | Benjamin Roy Jr. | OL | 6-2 | 295 | R-Sr. | Las Vegas, Nev. | Liberty HS/UCLA |
| 76 | Riley Bloch | OL | 6-3 | 295 | R-Fr. | Needham, Mass. | Dexter Southfield | 20 | Keith Sarkodieh | S | 6-2 | 190 | R-Fr. | Worcester, Mass. | Worcester Academy |
| 47 | Jovoni Borbon | LS | 5-10 | 210 | Gr. | Sierra Vista, Ariz. | Buena/McNeese/SMU/Maricopa CC | 13 | Raheim Sexil | CB | 6-1 | 195 | R-Fr. | Bradenton, Fla. | Manatee/FIU |
| 3 | Kendall Bournes | S | 6-0 | 195 | Jr. | Union, N.J. | Union (HS)/Concord University | 52 | Dean Shaffer | LB | 6-1 | 230 | Gr. | Smithtown, N.Y. | Smithtown East/Yale |
| 63 | Kyle Brown | OL | 6-4 | 295 | Gr. | Marcellus, N.Y. | Marcellus/Dartmouth | 4 | DD Snyder | S | 6-0 | 186 | R-Sr. | Tampa, Fla. | Tampa Catholic/Ball State/Illinois |
| 73 | Tanner Burlingame | OL | 6-5 | 305 | R-Fr. | Endwell, N.Y. | Maine-Endwell | 65 | Samu Suominen | OL | 6-4 | 308 | Fr. | Vaasa, Finland | -- |
| 23 | JC Clark | CB | 5-10 | 160 | Fr. | Dayton, Ohio | Trotwood-Madison | 69 | Brock Taylor | OL | 6-2 | 315 | R-Fr. | Hanover, Va. | Atlee |
| 88 | John Condakes | TE | 6-3 | 225 | R-Fr. | Dedham, Mass. | Xaverian Brothers | 36 | David Timson | LB | 5-10 | 220 | Fr. | Beverly, Mass. | Catholic Memorial |
| 57 | Garrett Cooper | OL | 6-5 | 290 | Fr. | Delmar, Del. | Delmar | 32 | Jose Touron | CB | 5-10 | 185 | R-Fr. | Taunton, Mass. | Taunton |
| 0 | Derrieon Craig | STAR | 5-10 | 215 | Sr. | Boynton Beach, Fla. | St. Thomas Aquinas (HS) | 85 | Magnus von Saldern | TE | 6-4 | 285 | R-Jr. | Berlin, Germany | Friedrich Ebert |
| 38 | Zeraun Daniel | S | 6-1 | 205 | Jr. | Brooklyn, N.Y. | Poly Prep County Day/Georgetown | 17 | Jerry Washington | DL | 6-2 | 235 | Fr. | Goodyear, Ariz. | Desert Edge |
| 91 | Shymell Davis | DL | 6-3 | 295 | R-Sr. | Woolwich, N.J. | Wyoming Seminary (Pa.)/Kingsway/Maine | 24 | Kamren Watkins-Hunter | CB | 6-1 | 190 | R-Sr. | Hartford, Conn. | Loomis Chaffee/Georgetown |
| 14 | Kezion Dia-Johnson | WR | 6-0 | 185 | R-Fr. | Phoenix, Ariz. | Desert Edge | 56 | Sullivan Weidman | OL | 6-5 | 318 | R-Jr. | Franklin, Mass. | Dexteer Southfield/West Virginia |
| 11 | Max Dowling | TE | 6-6 | 240 | R-Jr. | Buffalo, N.Y. | Palmetto Prep/Canisius HS/UT Martin/Kansas | 16 | Marques White | DL | 6-2 | 250 | Gr. | Glendale, Ariz. | Brophy Prep/McNeese State/Dartmouth |
| 18 | Dinos Drossos | LB | 6-2 | 210 | Fr. | Tucson, Ariz. | Salpointe Catholic | 55 | Jaden Wiggins | DL | 6-0 | 270 | R-So. | Boston, Mass. | Central Catholic |
| 30 | Donovan Dyson | LB | 6-1 | 230 | R-So. | Bowie, Md. | St. Frances Academy | 97 | Jermaine Wiggins Jr. | DI | 6-3 | 255 | R-Jr. | Boston, Mass. | Central Catholic/Arizona |
| 17 | Dallas Elliott | WR | 6-2 | 180 | R-Jr. | Leeds, Mass. | The Williston-Northampton School | 50 | Gavin Wilson | OL | 6-6 | 300 | Fr. | Greenville, S.C. | Greenville |
| 70 | Michael Entwistle | OL | 6-3 | 295 | Gr. | Paramus, N.J. | Don Bosco Prep/Harvard | PRONUNCIATION GUIDE | | | | | | | |
| 29 | Zachary Farris | STAR | 6-0 | 190 | Gr. | Coral Springs, Fla. | Cardinal Gibbons/Dartmouth | 94 | Bennett Abbe | Ab-Bee | | | | | |
| 23 | Elijah Faulkner | RB | 5-9 | 185 | Fr. | Pittsburgh, Pa. | Central Catholic (PA) | 4 | Da'Marion Alberic | Duh-mar-EE-ON | | | | | |
| 73 | Zachary Franks | OL | 6-5 | 310 | Gr. | Baltimore, Md. | The Gilman School/Duke/Northwestern | 34 | Payton Andrade | Ann-DRAID | | | | | |
| 2 | Jacquon Gibson | WR | 5-11 | 195 | R-Jr. | Fayetteville, N.C. | Hough/Palmetto Prep | 25 | Anochie Azuakolam Jr. | Uh-NO-chi Ah-ZWA-Koe-lawm | | | | | |
| 54 | Mao Glynn II | OL | 6-3 | 305 | R-Fr. | Cincinnati, Ohio | Walnut Hills/Cincinnati | 84 | Samuel Baddoo | Bah-doo | | | | | |
| 11 | Tim Grant-Randall | DL | 6-0 | 285 | Gr. | Houston, Texas | Oak Ridge/Eastern Michigan | 76 | Riley Bloch | Block | | | | | |
| 12 | Donnie Gray | WR | 6-2 | 210 | Gr. | New Haven, Conn. | Deerfield Academy/Northwestern | 47 | Jovoni Borbon | Bore-bon (rolled "R") | | | | | |
| 1 | Malcolm Greene | STAR | 5-11 | 190 | Gr. | Richmond, Va. | Highland Springs/Virginia/Clemson | 88 | John Condakes | Con-Day-Kess | | | | | |
| 24 | Rocko Griffin | RB | 5-9 | 200 | R-Jr. | Rincon, Ga. | South Effingham/UTSA/Vanderbilt | 0 | Derrieon Craig | Dare-EE-ON | | | | | |
| 8 | AJ Hairston Jr. | QB | 6-3 | 215 | R-Fr. | Pompano Beach, Fla. | Monarch | 38 | Zeraun Daniel | Za-RON | | | | | |
| 10 | T.Y. Harding | WR | 5-9 | 180 | R-Jr. | Cambridge, Mass. | BB&N | 91 | Shymell Davis | SHY-Mel | | | | | |
| 22 | Nick Hawthorne | LB | 6-2 | 217 | R-Fr. | Fort Worth, Texas | Boswell/Boise State | 14 | Kezion Dia-Johnson | Kah-ZYE-on Dee-AH Johnson | | | | | |
| 33 | Erik Hehl | DL | 6-0 | 260 | R-Jr. | Huntington Beach, Calif. | Newport Harbor/Fulerton College | 18 | Dinos Drossos | Dra-ro-e-sos | | | | | |
| 19 | Rashad Henry | LB | 6-2 | 230 | R-So. | Miami, Fla. | St. Thomas Aquinas HS | 2 | Jacquon Gibson | JAY-Kwan | | | | | |
| 44 | Timmy Hinspeter | LB | 6-1 | 230 | R-Jr. | Montgomery, N.Y. | Don Bosco Prep/Rutgers | 10 | T.Y. Harding | Tee-Why | | | | | |
| 26 | Brandon Hood | RB | 5-10 | 200 | R-Fr. | McDonough, Ga. | Eagles Landing Christian Academy/Colorado | 33 | Erik Hehl | HAIL | | | | | |
| 39 | James Horton | LS | 6-0 | 215 | R-Fr. | Westport, Conn. | Staples | 10 | Zukudo Igwenagu | ZAH-coo-Doe IG-gwen-nah-goo | | | | | |
| 10 | Zukudo Igwenagu | DL | 6-4 | 250 | R-Sr. | Worcester, Mass. | Worcester Academy/Rutgers | 49 | Shambre Jackson | Shom-BRAY | | | | | |
| 49 | Shambre Jackson | DL | 6-3 | 285 | R-Sr. | Orlando, Fla. | Boone/Florida State | 62 | Bradley Kamga | Cam-Ga | | | | | |
| 92 | Romando Johnson | DL | 6-3 | 245 | Fr. | Lauderhill, Fla. | Monarch | 54 | Malachi Madison | Mal-Ah-KYE | | | | | |
| 9 | Grant Jordan | QB | 6-2 | 210 | Gr. | New Orleans, La. | Jesuit/Yale | 7 | TJ Magee | Mah-GEE | | | | | |
| 62 | Bradley Kamga | OL | 6-2 | 300 | R-Fr. | Bowie, Md. | Charles Herbert Flowers/LIU | 0 | Kenyon Massey | Mass-EE | | | | | |
| 5 | Tyree Kelly | WR | 6-3 | 205 | Jr. | Cairo, Ga. | Cairo/USF | 7 | Jake McConnachie | Mah-Con-Ah-Key | | | | | |
| 77 | Jaxon King | OL | 6-7 | 310 | R-Jr. | Placerville, Calif. | Union Mine/Grambling State | 20 | Godson Ofonagoro | Ah-FAWN-ah-gar-oh | | | | | |
| 19 | Zach Lawrence | QB | 6-1 | 195 | Fr. | Charlotte, N.C. | Butler HS | 18 | Matt Ogunniyi | Oh-Goo-Knee | | | | | |
| 46 | Marcus Lye | PK | 6-1 | 210 | Sr. | Parkes, Australia | Brophy College Prep (Ariz.)/Northern Arizona | 9 | David Onuoha | Oh-Nah-HA | | | | | |
| 54 | Malachi Madison | DL | 6-3 | 290 | R-Jr. | Chester, Va. | Thomas Dale/Virginia Tech | 45 | Kyle Ott | AUGHT | | | | | |
| 7 | TJ Magee | CB | 5-10 | 190 | R-Jr. | Denham Springs, La. | Live Oak/Davidson | 8 | Aquan Robinson | Ah-kwan | | | | | |
| 86 | Jax Markovich | TE | 6-4 | 245 | Fr. | Scottsdale, Ariz. | Horizon | 20 | Keith Sarkodieh | Sar-Koe-Dee-AH | | | | | |
| 5 | Tyler Martin | LB | 6-2 | 235 | R-Jr. | Acton, Mass. | Buckingham Browne & Nicholas/Arizona | 13 | Raheim Sexil | Ra-HEEM Secs-UHL | | | | | |
| 0 | Kenyon Massey | WR | 5-10 | 180 | R-Fr. | Newark, N.J. | Paramus Catholic | 65 | Samu Suominen | Saw-Moo Swahm-UH-Nen | | | | | |
| 7 | Jake McConnachie | WR | 6-5 | 215 | R-Sr. | Verona, N.J. | Verona/Pittsburgh | 85 | Magnus von Saldern | vaughn SAUL-derm | | | | | |
| 6 | Jeremiah McGill | S | 5-11 | 195 | R-Jr. | Broward County, Md. | Chaminade-Madonna | 16 | Marques White | Mark-us | | | | | |
| 64 | Peyton Miller | OL | 6-3 | 310 | R-So. | Westernport, Md. | Mountain Ridge | | | | | | | | |
| 99 | Derek Morris | PK | 6-2 | 200 | So. | Dayton, Ohio | Bishop Fenwick/California | | | | | | | | |
| 79 | Ryan Mosesso | OL | 6-5 | 305 | R-Sr. | Marshfield, Mass. | Noble and Greenough | | | | | | | | |
| 2 | Joshua Nobles | DL | 6-4 | 250 | Sr. | Camden, N.J. | Woodrow Wilson/Jackson State/Western Michigan | | | | | | | | |
| 20 | Godson Ofonagoro | RB | 6-0 | 205 | R-Fr. | Canton, Mass. | Milford Academy | | | | | | | | |
| 18 | Matt Ogunniyi | TE | 6-5 | 236 | R-Fr. | Springdale, Md. | Charles Herbert Flowers/Rutgers | | | | | | | | |
| 9 | David Onuoha | DL | 6-1 | 237 | R-Jr. | Aberdeen, N.J. | Matawan Regional/Rutgers | | | | | | | | |
| 45 | Kyle Ott | LB | 6-0 | 210 | R-Jr. | Palm Desert, Calif. | Palm Desert | | | | | | | | |

2025 MASSACHUSETTS FOOTBALL

ROSTER • GEOGRAPHIC

20 STATES & 3 COUNTRIES

ARIZONA (7)

| | | | | | |
|----|--------------------|----|-------|------|-----|
| 14 | Kezion Dia-Johnson | WR | R-Fr. | 6-0 | 185 |
| 16 | Marques White | DL | Gr. | 6-2 | 250 |
| 17 | Jerry Washington | DL | Fr. | 6-2 | 235 |
| 18 | Dinos Drossos | LB | Fr. | 6-2 | 210 |
| 28 | Juwaun Price | RB | Gr. | 5-10 | 201 |
| 47 | Jovoni Borbon | LS | Gr. | 5-10 | 210 |
| 86 | Jax Markovich | TE | Fr. | 6-4 | 245 |

CALIFORNIA (4)

| | | | | | |
|----|--------------|----|-------|-----|-----|
| 1 | Brandon Rose | QB | R-Jr. | 6-2 | 212 |
| 33 | Erik Hehl | DL | R-Jr. | 6-0 | 260 |
| 45 | Kyle Ott | LB | R-Jr. | 6-0 | 210 |
| 77 | Jaxon King | OL | R-Jr. | 6-7 | 310 |

CONNECTICUT (4)

| | | | | | |
|----|-----------------------|----|-------|-----|-----|
| 12 | Donnie Gray | WR | Gr. | 6-2 | 210 |
| 24 | Kamren Watkins-Hunter | CB | R-Sr. | 6-1 | 190 |
| 27 | Michael Pangaro | S | R-Fr. | 6-1 | 180 |
| 39 | James Horton | LS | R-Fr. | 6-0 | 215 |

DELAWARE (1)

| | | | | | |
|----|----------------|----|-----|-----|-----|
| 57 | Garrett Cooper | OL | Fr. | 6-5 | 290 |
|----|----------------|----|-----|-----|-----|

FLORIDA (12)

| | | | | | |
|----|-------------------|------|-------|------|-----|
| 0 | Derrieon Craig | STAR | Sr. | 5-10 | 215 |
| 4 | Da'Marion Alberic | RB | R-Fr. | 5-10 | 180 |
| 4 | DD Snyder | S | R-Sr. | 6-0 | 186 |
| 6 | Jeremiah McGill | S | R-Jr. | 5-11 | 195 |
| 8 | AJ Hairston | QB | R-Fr. | 6-3 | 215 |
| 13 | Raheim Sexil | CB | R-Fr. | 6-1 | 195 |
| 19 | Rashad Henry | LB | R-So. | 6-2 | 230 |
| 29 | Zachary Franks | STAR | Gr. | 6-0 | 190 |
| 49 | Shambre Jackson | DL | R-Sr. | 6-3 | 285 |
| 83 | Reece Adkins | TE | Gr. | 6-6 | 250 |
| 90 | Tim Passmore Jr. | DL | R-Jr. | 6-2 | 295 |
| 92 | Romando Johnson | DL | Fr. | 6-3 | 245 |

GEORGIA (3)

| | | | | | |
|----|---------------|----|-------|------|-----|
| 5 | Tyree Kelly | WR | Jr. | 6-3 | 205 |
| 24 | Rocko Griffin | RB | R-Jr. | 5-9 | 200 |
| 26 | Brandon Hood | RB | R-Fr. | 5-10 | 200 |

LOUISIANA (2)

| | | | | | |
|---|--------------|----|-------|------|-----|
| 7 | TJ Magee | CB | R-Jr. | 5-10 | 190 |
| 9 | Grant Jordan | QB | Gr. | 6-2 | 210 |

MARYLAND (8)

| | | | | | |
|----|----------------|----|-------|-----|-----|
| 3 | Elijah Pedro | WR | Fr. | 6-1 | 180 |
| 12 | Brennen Bailey | CB | R-So. | 6-2 | 180 |
| 14 | Ryan Barnes | CB | R-Sr. | 6-2 | 185 |
| 18 | Matt Ogunniyi | TE | R-Fr. | 6-5 | 236 |
| 30 | Donovan Dyson | LB | R-So. | 6-1 | 230 |
| 62 | Bradley Kamga | OL | R-Fr. | 6-2 | 300 |
| 64 | Peyton Miller | OL | R-So. | 6-3 | 310 |
| 73 | Zachary Franks | OL | Gr. | 6-5 | 310 |

MASSACHUSETTS (18)

| | | | | | |
|----|-----------------------|----|-------|------|-----|
| 5 | Tyler Martin | LB | R-Jr. | 6-2 | 235 |
| 10 | T.Y. Harding | WR | R-Jr. | 5-9 | 180 |
| 10 | Zukudo Igwenagu | DL | R-Sr. | 6-4 | 250 |
| 13 | Will Perry | QB | R-Fr. | 6-2 | 195 |
| 17 | Dallas Elliott | WR | R-Jr. | 6-2 | 180 |
| 20 | Godson Ofonagoro | RB | R-Fr. | 6-0 | 205 |
| 20 | Keith Sarkodieh | S | R-Fr. | 6-2 | 190 |
| 25 | Anochie Azuakolam Jr. | S | Fr. | 6-2 | 175 |
| 32 | Jose Touron | CB | R-Fr. | 5-10 | 185 |
| 34 | Payton Andrade | LB | R-So. | 6-1 | 230 |
| 36 | David Timson | LB | Fr. | 5-10 | 220 |
| 55 | Jaden Wiggins | DL | R-So. | 6-0 | 270 |
| 56 | Sullivan Weidman | OL | R-Jr. | 6-5 | 318 |
| 76 | Riley Bloch | OL | R-Fr. | 6-3 | 295 |
| 79 | Ryan Mosesso | OL | R-Sr. | 6-5 | 305 |
| 88 | John Condakes | TE | R-Fr. | 6-3 | 225 |
| 93 | Saintelliot Adianawo | DL | Fr. | 6-3 | 290 |
| 97 | Jermaine Wiggins Jr. | DL | R-Jr. | 6-3 | 255 |

MINNESOTA (1)

| | | | | | |
|---|-----------------|----|-------|-----|-----|
| 6 | Savion Robinson | WR | R-Jr. | 6-0 | 185 |
|---|-----------------|----|-------|-----|-----|

NEVADA (1)

| | | | | | |
|----|------------------|----|-------|-----|-----|
| 55 | Benjamin Roy Jr. | OL | R-Sr. | 6-2 | 295 |
|----|------------------|----|-------|-----|-----|

NEW JERSEY (9)

| | | | | | |
|----|-------------------|----|-------|------|-----|
| 0 | Kenyon Massey | WR | R-Fr. | 5-10 | 180 |
| 2 | Joshua Nobles | DL | Sr. | 6-4 | 250 |
| 3 | Kendall Bournes | S | Jr. | 6-0 | 195 |
| 7 | Jake McConnachie | WR | R-Sr. | 6-5 | 215 |
| 9 | David Onuoha | DL | R-Jr. | 6-1 | 237 |
| 8 | Aquan Robinson | DL | R-Sr. | 6-4 | 235 |
| 70 | Michael Entwistle | OL | Gr. | 6-3 | 295 |
| 87 | Owen Anderson | TE | R-Jr. | 6-4 | 255 |
| 91 | Shymell Davis | DL | R-Sr. | 6-3 | 295 |

NEW YORK (7)

| | | | | | |
|----|-------------------|----|-------|------|-----|
| 11 | Max Dowling | TE | R-Jr. | 6-6 | 240 |
| 38 | Zeraun Daniel | S | Jr. | 6-1 | 205 |
| 44 | Timmy Hinspeter | LB | R-Jr. | 6-1 | 230 |
| 52 | Dean Shaffer | LB | Gr. | 6-1 | 230 |
| 63 | Kyle Brown | OL | Gr. | 6-4 | 295 |
| 75 | Tanner Burlingame | OL | R-Fr. | 6-5 | 305 |
| 94 | Bennett Abbe | PK | R-Sr. | 5-11 | 175 |

NORTH CAROLINA (2)

| | | | | | |
|----|----------------|----|-------|------|-----|
| 2 | Jacquon Gibson | WR | R-Jr. | 5-11 | 195 |
| 19 | Zach Lawrence | QB | Fr. | 6-1 | 195 |

OHIO (3)

| | | | | | |
|----|--------------|----|-------|------|-----|
| 23 | JC Clark | CB | Fr. | 5-10 | 160 |
| 54 | Mao Glynn II | OL | R-Sr. | 6-3 | 305 |
| 99 | Derek Morris | PK | So. | 6-2 | 200 |

PENNSYLVANIA (2)

| | | | | | |
|----|-----------------|----|-----|-----|-----|
| 23 | Elijah Faulkner | RB | Fr. | 5-9 | 185 |
| 72 | Luke Painton | OL | Gr. | 6-7 | 320 |

RHODE ISLAND (1)

| | | | | | |
|----|---------------|----|-----|------|-----|
| 84 | Samuel Baddoo | WR | Gr. | 5-10 | 200 |
|----|---------------|----|-----|------|-----|

SOUTH CAROLINA (1)

| | | | | | |
|----|--------------|----|-----|-----|-----|
| 50 | Gavin Wilson | OL | Fr. | 6-6 | 300 |
|----|--------------|----|-----|-----|-----|

TEXAS (2)

| | | | | | |
|----|-------------------|----|-------|-----|-----|
| 11 | Tim Grant-Randall | DL | Gr. | 6-0 | 285 |
| 22 | Nick Hawthorne | LB | R-Fr. | 6-2 | 217 |

VIRGINIA (3)

| | | | | | |
|----|-----------------|------|-------|------|-----|
| 1 | Malcolm Greene | STAR | Gr. | 5-11 | 190 |
| 54 | Malachi Madison | DL | R-Jr. | 6-3 | 290 |
| 69 | Brock Taylor | OL | R-Fr. | 6-3 | 315 |

AUSTRALIA (3)

| | | | | | |
|----|-------------------|----|-----|-----|-----|
| 43 | Edward Phillipson | P | Fr. | 6-3 | 230 |
| 46 | Marcus Lye | PK | Sr. | 6-1 | 210 |
| 98 | Keegan Andrews | P | Sr. | 6-3 | 250 |

FINLAND (1)

| | | | | | |
|----|---------------|----|-----|-----|-----|
| 65 | Samu Suominen | OL | Fr. | 6-4 | 308 |
|----|---------------|----|-----|-----|-----|

GERMANY (1)

| | | | | | |
|----|--------------------|----|-------|-----|-----|
| 85 | Magnus von Saldern | TE | R-Jr. | 6-4 | 285 |
|----|--------------------|----|-------|-----|-----|

2025 MASSACHUSETTS FOOTBALL

ROSTER • POSITION

OFFENSE

QUARTERBACK (5)

| | | | | |
|----|---------------|-------|-----|-----|
| 1 | Brandon Rose | R-Jr. | 6-2 | 212 |
| 8 | AJ Hairston | R-Fr. | 6-3 | 215 |
| 9 | Grant Jordan | Gr. | 6-2 | 210 |
| 13 | Will Perry | R-Fr. | 6-2 | 195 |
| 19 | Zach Lawrence | Fr. | 6-1 | 195 |

RUNNING BACK (6)

| | | | | |
|----|-------------------|-------|------|-----|
| 4 | Da'Marion Alberic | R-Fr. | 5-10 | 180 |
| 20 | Godson Ofonagoro | R-Fr. | 6-0 | 205 |
| 23 | Elijah Faulkner | Fr. | 5-9 | 185 |
| 24 | Rocko Griffin | R-Jr. | 5-9 | 200 |
| 26 | Brandon Hood | R-Fr. | 5-10 | 200 |
| 28 | Juwaun Price | Gr. | 5-10 | 201 |

WIDE RECEIVER (11)

| | | | | |
|----|--------------------|-------|------|-----|
| 0 | Kenyon Massey | R-Fr. | 5-10 | 180 |
| 2 | Jacquon Gibson | R-Jr. | 5-11 | 195 |
| 3 | Elijah Pedro | Fr. | 6-1 | 180 |
| 5 | Tyree Kelly | Jr. | 6-3 | 205 |
| 6 | Savion Robinson | R-Jr. | 6-0 | 185 |
| 7 | Jake McConnachie | R-Sr. | 6-5 | 215 |
| 10 | T.Y. Harding | R-Jr. | 5-9 | 180 |
| 12 | Donnie Gray | Gr. | 6-2 | 210 |
| 14 | Kezion Dia-Johnson | R-Fr. | 6-0 | 185 |
| 17 | Dallas Elliott | R-Jr. | 6-2 | 180 |
| 84 | Samuel Baddoo | Gr. | 5-10 | 200 |

TIGHT END (7)

| | | | | |
|----|--------------------|-------|-----|-----|
| 11 | Max Dowling | R-Jr. | 6-6 | 240 |
| 18 | Matt Ogunniyi | R-Fr. | 6-5 | 236 |
| 83 | Reece Adkins | Gr. | 6-6 | 250 |
| 85 | Magnus von Saldern | R-Jr. | 6-4 | 285 |
| 86 | Jax Markovich | Fr. | 6-4 | 245 |
| 87 | Owen Anderson | R-Jr. | 6-4 | 255 |
| 88 | John Condakes | R-Fr. | 6-3 | 225 |

OFFENSIVE LINE (17)

| | | | | |
|----|-------------------|-------|-----|-----|
| 50 | Gavin Wilson | Fr. | 6-6 | 300 |
| 54 | Mao Glynn II | R-Sr. | 6-3 | 305 |
| 55 | Benjamin Roy Jr. | R-Sr. | 6-2 | 295 |
| 56 | Sullivan Weidman | R-Jr. | 6-5 | 318 |
| 57 | Garrett Cooper | Fr. | 6-5 | 290 |
| 62 | Bradley Kamga | R-Fr. | 6-2 | 300 |
| 63 | Kyle Brown | Gr. | 6-4 | 295 |
| 64 | Peyton Miller | R-So. | 6-3 | 310 |
| 65 | Samu Suominen | Fr. | 6-4 | 308 |
| 69 | Brock Taylor | R-Fr. | 6-3 | 315 |
| 70 | Michael Entwistle | Gr. | 6-3 | 295 |
| 72 | Luke Painton | Gr. | 6-7 | 320 |
| 73 | Zachary Franks | Gr. | 6-5 | 310 |
| 75 | Tanner Burlingame | R-Fr. | 6-5 | 305 |
| 76 | Riley Bloch | R-Fr. | 6-3 | 295 |
| 77 | Jaxon King | R-Jr. | 6-7 | 310 |
| 79 | Ryan Mosesso | R-Sr. | 6-5 | 305 |

DEFENSE

DEFENSIVE LINE (16)

| | | | | |
|----|----------------------|-------|-----|-----|
| 2 | Joshua Nobles | Sr. | 6-4 | 250 |
| 8 | Aquan Robinson | R-Sr. | 6-4 | 235 |
| 9 | David Onuoha | R-Jr. | 6-1 | 237 |
| 10 | Zukudo Igwenagu | R-Sr. | 6-4 | 250 |
| 11 | Tim Grant-Randall | Gr. | 6-0 | 285 |
| 16 | Marques White | Gr. | 6-2 | 250 |
| 17 | Jerry Washington | Fr. | 6-2 | 235 |
| 33 | Erik Hehl | R-Jr. | 6-0 | 260 |
| 49 | Shambre Jackson | R-Sr. | 6-3 | 285 |
| 54 | Malachi Madison | R-Jr. | 6-3 | 290 |
| 55 | Jaden Wiggins | R-So. | 6-0 | 270 |
| 90 | Tim Passmore Jr. | R-Jr. | 6-2 | 295 |
| 91 | Shymell Davis | R-Sr. | 6-3 | 295 |
| 92 | Romando Johnson | Fr. | 6-3 | 245 |
| 93 | Saintelliot Adianawo | Fr. | 6-3 | 290 |
| 97 | Jermaine Wiggins Jr. | R-Jr. | 6-3 | 255 |

LINEBACKER (10)

| | | | | |
|----|-----------------|-------|------|-----|
| 5 | Tyler Martin | R-Jr. | 6-2 | 235 |
| 18 | Dinos Drossos | Fr. | 6-2 | 210 |
| 19 | Rashad Henry | R-So. | 6-2 | 230 |
| 22 | Nick Hawthorne | R-Fr. | 6-2 | 217 |
| 30 | Donovan Dyson | R-So. | 6-1 | 230 |
| 34 | Payton Andrade | R-So. | 6-1 | 230 |
| 36 | David Timson | Fr. | 5-10 | 220 |
| 44 | Timmy Hinspeter | R-Jr. | 6-1 | 230 |
| 45 | Kyle Ott | R-Jr. | 6-0 | 210 |
| 52 | Dean Shaffer | Gr. | 6-1 | 230 |

CORNER BACKS (7)

| | | | | |
|----|-----------------------|-------|------|-----|
| 7 | TJ Magee | R-Jr. | 5-10 | 190 |
| 12 | Brennen Bailey | R-So. | 6-2 | 180 |
| 13 | Raheim Sexil | R-Fr. | 6-1 | 195 |
| 14 | Ryan Barnes | R-Sr. | 6-2 | 185 |
| 23 | JC Clark | Fr. | 5-10 | 160 |
| 24 | Kamren Watkins-Hunter | R-Sr. | 6-1 | 190 |
| 32 | Jose Tournon | R-Fr. | 5-10 | 185 |

SAFETY (7)

| | | | | |
|----|-----------------------|-------|------|-----|
| 3 | Kendall Bournes | Jr. | 6-0 | 195 |
| 4 | DD Snyder | R-Sr. | 6-0 | 186 |
| 6 | Jeremiah McGill | R-Jr. | 5-11 | 195 |
| 20 | Keith Sarkodieh | R-Fr. | 6-2 | 190 |
| 25 | Anochie Azuakolam Jr. | Fr. | 6-2 | 175 |
| 27 | Michael Pangaro | R-Fr. | 6-1 | 180 |
| 38 | Zeraun Daniel | Jr. | 6-1 | 205 |

STAR (3)

| | | | | |
|----|----------------|-----|------|-----|
| 0 | Derrieon Craig | Sr. | 5-10 | 215 |
| 1 | Malcolm Greene | Gr. | 5-11 | 190 |
| 29 | Zachary Farris | Gr. | 6-0 | 190 |

SPECIALISTS (7)

| | | | | | |
|----|-------------------|----|-------|------|-----|
| 39 | James Horton | LS | R-Fr. | 6-0 | 215 |
| 43 | Edward Phillipson | P | Fr. | 6-3 | 230 |
| 46 | Marcus Lye | PK | Sr. | 6-1 | 210 |
| 47 | Jovoni Borbon | LS | Gr. | 5-10 | 210 |
| 94 | Bennett Abbe | PK | R-Sr. | 5-11 | 175 |
| 98 | Keegan Andrews | P | Sr. | 6-3 | 250 |
| 99 | Derek Morris | PK | So. | 6-2 | 200 |

2025 MASSACHUSETTS FOOTBALL

OFFENSIVE STARTING LINEUPS

| Game | QB | RB | WR | WR | WR/TE/RB/FB | TE | LT | LG | C | RG | RT |
|---------------------|----------|---------|-------------|--------|-------------|--------|----------|---------|---------|----------|---------|
| Temple | Rose | Griffin | Harding | Gibson | Dowling | Adkins | Painton | Weidman | Roy Jr. | Glynn II | Mosesso |
| Bryant | Rose | Griffin | McConnachie | Gibson | Dowling | Adkins | Painton | Brown | Roy Jr. | Glynn II | Mosesso |
| at Iowa | Jordan | Griffin | Harding | Gibson | Gray | Adkins | Painton | Weidman | Roy Jr. | Glynn II | Mosesso |
| at Missouri | Hairston | Griffin | Gray | Gibson | Dowling | Adkins | Painton | Weidman | Miller | Brown | Mosesso |
| Western Michigan | Rose | Hood | Gray | Gibson | McConnachie | Adkins | Glynn II | Weidman | Roy Jr. | Brown | Mosesso |
| at Kent State | | | | | | | | | | | |
| Buffalo | | | | | | | | | | | |
| at Central Michigan | | | | | | | | | | | |
| at Akron | | | | | | | | | | | |
| Northern Illinois | | | | | | | | | | | |
| at Ohio | | | | | | | | | | | |
| Bowling Green | | | | | | | | | | | |

DEFENSIVE STARTING LINEUPS

| Game | DE | NT | DT | DT | MIKE | WILL | STAR/CB | STAR/CB | S | S/CB | CB |
|---------------------|--------|-------|---------------|---------|---------|-----------|---------|---------|---------|--------|----------------|
| Temple | Onuoha | Davis | Grant-Randall | Jackson | Shaffer | Hinspeter | Craig | Greene | Daniel | McGill | Magee |
| Bryant | Onuoha | Davis | Grant-Randall | Jackson | Shaffer | Hinspeter | Craig | Bailey | Bournes | McGill | Magee |
| at Iowa | Onuoha | Davis | Grant-Randall | Jackson | Shaffer | Hinspeter | Barnes | Greene | Bournes | McGill | Magee |
| at Missouri | White | Davis | Grant-Randall | Jackson | Martin | Hinspeter | Craig | Greene | Bournes | Farris | Watkins-Hunter |
| Western Michigan | White | Davis | Grant-Randall | Jackson | Martin | Hinspeter | Craig | Greene | Bournes | Daniel | Watkins-Hunter |
| at Kent State | | | | | | | | | | | |
| Buffalo | | | | | | | | | | | |
| at Central Michigan | | | | | | | | | | | |
| at Akron | | | | | | | | | | | |
| Northern Illinois | | | | | | | | | | | |
| at Ohio | | | | | | | | | | | |
| Bowling Green | | | | | | | | | | | |

STARTER SHEET

| OFFENSE | Pos. | 2025 | Consecutive Season Streak | Defense | Pos. | 2025 | Consecutive Season Streak |
|------------------|------|------|---------------------------|-----------------------|------|------|---------------------------|
| Reece Adkins | TE | 5 | 5 | Brennen Bailey | CB | 1 | 1 |
| Kyle Brown | OL | 2 | 2 | Ryan Barnes | CB | 1 | 1 |
| Max Dowling | TE | 3 | 3 | Kendall Bournes | S | 4 | 4 |
| Jacquon Gibson | WR | 5 | 5 | Derrieon Craig | STAR | 4 | 2 |
| Mao Glynn II | OL | 4 | 3 | Zeraun Daniel | S | 2 | 1 |
| Donnie Gray | WR | 3 | 3 | Shymell Davis | DL | 5 | 5 |
| Rocko Griffin | RB | 4 | 4 | Zachary Farris | STAR | 1 | 1 |
| AJ Hairston | QB* | 1 | 1 | Malcolm Greene | STAR | 3 | 2 |
| T.Y. Harding | WR | 2 | 1 | Tim Grant-Randall | DL | 5 | 5 |
| Brandon Hood | RB | 1 | 1 | Timmy Hinspeter | LB | 5 | 5 |
| Grant Jordan | QB | 1 | 1 | Shambre Jackson | DL | 5 | 5 |
| Peyton Miller | OL | 1 | 1 | TJ Magee | CB | 2 | 2 |
| Jake McConnachie | WR | 2 | 1 | Tyler Martin | LB | 2 | 2 |
| Ryan Mosesso | OL | 5 | 5 | Jeremiah McGill | S | 3 | 3 |
| Luke Painton | OL | 4 | 4 | David Onuoha | DL | 3 | 3 |
| Brandon Rose | QB | 3 | 2 | Dean Shaffer | LB | 3 | 3 |
| Benjamin Roy Jr. | OL | 4 | 3 | Kamren Watkins-Hunter | CB | 2 | 2 |
| Sullivan Weidman | OL | 4 | 3 | Marques White | DL | 2 | 2 |

2025 MASSACHUSETTS FOOTBALL

MINUTEMEN DETAILS

| Game | Captains @ Toss | Toss Win | UMass Kick/Receive | Helmet | Jersey | Pants | UMass 1st Poss. | Opp. 1st Poss. | Length | Result |
|---------------------|----------------------------------|----------|--------------------|--------|--------|-------|-------------------|---------------------|--------|----------|
| Temple | Andrews, Borbon, Gibson, Griffin | Temple | Receive | White | Maroon | White | TD (9/75; 3:30) | TD (12/90; 6:18) | 3:24 | L, 42-10 |
| Bryant | Craig, Davis, Gibson, Griffin | UMass | Kick | White | Maroon | White | Punt (3/6, 1:51) | Punt (3/6, 00:49) | 4:04 | L, 27-26 |
| at Iowa | Andrews, Borbon, Gibson, Griffin | Iowa | Kick | White | White | White | Punt (3/-4, 2:16) | TD (3/68, 1:25) | 3:11 | L, 47-7 |
| at Missouri | Craig, Davis, Gibson, Griffin | Missouri | Receive | White | White | White | Punt (3/4, 1:24) | TD (7/68, 3:24) | 3:10 | L, 42-6 |
| Western Michigan | Andrews, Borbon, Craig, Davis | WMU | Receive | White | Maroon | White | FG (11/57, 5:18) | Fumble (5/30, 2:02) | | |
| at Kent State | | | | | | | | | | |
| Buffalo | | | | | | | | | | |
| at Central Michigan | | | | | | | | | | |
| at Akron | | | | | | | | | | |
| Northern Illinois | | | | | | | | | | |
| at Ohio | | | | | | | | | | |
| Bowling Green | | | | | | | | | | |

GAME-BY-GAME LEADERS

| Game | Rushes | | Rush Yards | | Receptions | | Receiving Yards | | Tackles | | Sacks | | Tackles for Loss | |
|---------------------|----------------|----|---------------|----|----------------|----|-----------------|-----|-----------------|----|----------------------|-----|----------------------|-----|
| Temple | Rocko Griffin | 10 | Rocko Griffin | 94 | Jacquon Gibson | 12 | Jacquon Gibson | 132 | Derrieon Craig | 8 | -- | -- | Marques White | 1.0 |
| Bryant | Brandon Hood | 11 | Brandon Hood | 39 | Jacquon Gibson | 11 | Jacquon Gibson | 89 | Three Players | 9 | Grant-Randall, White | 1.0 | Tim Grant-Randall | 1.5 |
| at Iowa | Rocko Griffin | 10 | Rocko Griffin | 28 | Jacquon Gibson | 5 | Jacquon Gibson | 37 | Timmy Hinspeter | 8 | Hinspeter, White | 1.0 | Marques White | 2.0 |
| at Missouri | Brandon Hood | 6 | Rocko Griffin | 23 | Jacquon Gibson | 6 | Jacquon Gibson | 30 | Timmy Hinspeter | 17 | Hinspeter, White | 1.0 | Timmy Hinspeter | 2.0 |
| Western Michigan | Hood, Faulkner | 7 | Juwaun Price | 54 | Jacquon Gibson | 6 | Jacquon Gibson | 70 | Timmy Hinspeter | 14 | -- | -- | Grant-Randall, Henry | 0.5 |
| at Kent State | | | | | | | | | | | | | | |
| Buffalo | | | | | | | | | | | | | | |
| at Central Michigan | | | | | | | | | | | | | | |
| at Akron | | | | | | | | | | | | | | |
| Northern Illinois | | | | | | | | | | | | | | |
| at Ohio | | | | | | | | | | | | | | |
| Bowling Green | | | | | | | | | | | | | | |

2025 LONGEST PLAYS OF THE SEASON

MASSACHUSETTS

| Type | Yards | Player | Opponent |
|---------------------|-------|--------------------------------|--------------------|
| Rush | 41 | Rocko Griffin | Temple |
| Rushing Touchdown | 18 | Rocko Griffin | Temple |
| Pass | 50 | Grant Jordan to Jacquon Gibson | Bryant |
| Passing Touchdown | 2 | AJ Hairston to Max Dowling | at #20/19 Missouri |
| Punt Return | 27 | Kezion Dia-Johnson | at Iowa |
| Kick Return | 57 | TJ Magee | Bryant |
| Interception Return | 63 | Timmy Hinspeter | at #20/19 Missouri |
| Fumble Return | -- | -- | -- |
| Punt | 66 | Keegan Andrews | Temple |
| Field Goal | 53 | Derek Morris | Bryant |

OPPONENTS

| Type | Yards | Player | Opponent |
|---------------------|-------|--------------------------------|-------------------------|
| Rush | 56 | Nathan McNeil | at Iowa |
| Rushing Touchdown | 25 | Devin Miles | Western Michigan |
| Pass | 72 | Brennan Myer to Zyheem Collick | Bryant |
| Passing Touchdown | 72 | Brennan Myer to Zyheem Collick | Bryant |
| Punt Return | 95 | Kaden Wetjen | at Iowa |
| Kick Return | 44 | DeMarion Fowlkes | at #20/19 Missouri |
| Interception Return | 7 | Santana Banner | at #20/19 Missouri |
| Fumble Return | 16 | Avery Powell | Temple |
| Punt | 53 | 2x | last at #20/19 Missouri |
| Field Goal | 54 | Drew Stevens | at Iowa |

2025 MASSACHUSETTS FOOTBALL

UMASS FOOTBALL IN 2025 WHEN...

| | |
|---|-----|
| Playing at home (McGuirk Alumni Stadium) | 0-3 |
| Playing on the road | 0-2 |
| In a neutral site game | 0-0 |
| Facing a ranked opponent | 0-1 |
| Facing an in-state opponent | 0-0 |
| Playing in August | 0-1 |
| Playing in September | 0-3 |
| Playing in October | 0-1 |
| Playing in November | 0-0 |
| On television | 0-5 |
| On CBS Sports Network | 0-0 |
| On ESPN | 0-1 |
| On the ESPN family of networks (including ESPN+) | 0-3 |
| On the B1G Network | 0-1 |
| Starting in the morning* | 0-0 |
| Starting in the afternoon (Noon - 4:59 p.m. start) | 0-2 |
| Starting in the evening (Game started at 5 p.m. or later) | 0-3 |
| Playing a game decided by 7 or fewer points | 0-1 |
| It won the coin toss | 0-1 |
| It lost the coin toss | 0-4 |
| Scoring first | 0-3 |
| Opponent scores first | 0-2 |
| Leading at halftime | 0-1 |
| Trailing at halftime | 0-4 |
| Tied at halftime | 0-0 |
| Leading after three quarters | 0-0 |
| Trailing after three quarters | 0-5 |
| Tied after three quarters | 0-0 |
| Going into overtime | 0-0 |
| Scoring 30 or more points | 0-0 |
| Scoring 20-29 points | 0-1 |
| Scoring 0-19 points | 0-4 |
| Allowing 30 or more points | 0-3 |
| Allowing 20-29 points | 0-2 |
| Allowing 0-19 points | 0-0 |
| Outrushing the opposition | 0-1 |
| Outrushed by the opposition | 0-4 |
| Recording more passing yards | 0-1 |
| Recording less passing yards | 0-4 |
| Winning time of possession | 0-1 |
| Losing time of possession | 0-4 |
| Scoring defensive/special teams touchdown | 0-1 |
| Allowing defensive/special teams touchdown | 0-1 |
| Recording fewer penalty yards | 0-1 |
| Having more penalty yards | 0-3 |
| Penalty yards were equal | 0-1 |
| Won turnover battle | 0-2 |
| Lost turnover battle | 0-1 |
| Turnovers were even | 0-2 |

LAST TIME UMASS...

RUSHING

| | |
|---------------------------|-------------------------------------|
| Rushed for 200 yards..... | 226, at #10 Georgia, 11/23/24 |
| Rushed for 300 yards..... | 320, vs. Georgia Southern, 10/21/17 |
| Rushed for 400 yards..... | 497, at Boston University, 11/11/95 |
| Rushed for 500 yards..... | 515, vs. Lehigh, 10/28/95 |

PASSING

| | |
|---------------------------|------------------------------------|
| Passed for 300 yards..... | 340, at Eastern Michigan, 09/16/23 |
| Passed for 400 yards..... | 540, Liberty (30T), 11/03/18 |
| Passed for 500 yards..... | 540, Liberty (30T), 11/03/18 |

TOTAL OFFENSE & MISCELLANEOUS

| | |
|--|---------------------------------------|
| Had 500 yards of total offense..... | 519, vs. Eastern Michigan, 09/18/21 |
| Had 600 yards of total offense..... | 777, Liberty (30T), 11/03/18* |
| Had 30 first downs | 30, vs. Eastern Michigan, 09/18/21 |
| Was shut out..... | at #6 Penn State, 10/14/23 |
| Was held without a touchdown..... | vs. Western Michigan, 10/04/25 |
| Failed a 2-point conversion | Twice, at Arkansas State, 11/12/22 |
| Made a 2-point conversion..... | vs. Liberty, 11/16/24 |
| Had two interceptions..... | vs. Western Michigan, 10/04/25 |

*Set program record

LAST TIME OPPONENT...

RUSHING

| | |
|----------------------------------|--|
| Rushed for 200 yards..... | 217, vs. Western Michigan, 10/04/25 |
| Rushed for 300 yards..... | 309, vs. Liberty, 11/16/24 |
| Rushed for 400 yards..... | 498, at Army, 11/09/19 |
| Rushed for 500 yards..... | 518, vs. Boston College, 11/24/73 |

PASSING

| | |
|-----------------------------------|------------------------------------|
| Passed for 300 yards | 318, vs. Bryant, 9/6/25 |
| Passed for 400 yards..... | 420, at New Mexico State, 11/27/21 |
| Passed for 500 yards..... | 519, at Bowling Green, 10/10/15 |

TOTAL OFFENSE & MISCELLANEOUS

| | |
|---|---|
| Had 500 yards of total offense | 521, at #20/19 Missouri, 9/27/25 |
| Had 600 yards of total offense..... | 623, at New Mexico State, 11/27/21 |
| Had 30 first downs | 31, at #20/19 Missouri, 9/27/25 |
| Was shut out..... | at Rhode Island, 11/1/08 |
| Was held without a touchdown..... | vs. Stony Brook, 9/17/22 |
| Failed a 2-point conversion..... | at Boston College, 9/1/18 |
| Made a 2-point conversion..... | vs. Eastern Michigan, 8/31/24 |

2025 MASSACHUSETTS FOOTBALL

LAST TIME A MINUTEMAN...

RUSHING

Rushed for 100 yards..... Jalen John, 107, at #10 Georgia, 11/23/24
Rushed for 200 yards..... Kay'Ron Lynch-Adams, 234 at Army, 10/28/23
Rushed for 300 yards..... Frank Alessio, 337 at Boston University, 11/11/95*
Had 30 carries..... Kay'Ron Lynch-Adams, 34, at Army, 10/28/23
Had 40 carries..... Steve Baylark, 43 at New Hampshire, 10/16/04
Two players rushed for 100 yards.....
..... Bilal Ally, 116, & Marquis Young, 101 vs. Georgia Southern, 10/21/17
Rushed for a touchdown in back-to-back games..... Grant Jordan
..... 1, vs. Bryant, 9/6/25; 1 at Iowa, 9/13/25
Rushed for a touchdown in three+ consecutive games..... Kay'Ron Lynch-Adams., 1,
at Eastern Michigan, 9/16/23, 1 vs. New Mexico, 9/23/23, 1 vs. Arkansas State, 9/30/23,
and 1 vs. Toledo, 10/7/23
Rushed for 2+ touchdowns in back-to-back games.....
..... Marquis Young, 2 vs. Hawai'i, 8/26/17; 2 at Coastal Carolina, 9/2/17
Rushed for 3 touchdowns..... Greg Desrosiers Jr., 3 vs. Merrimack, 11/04/23
Rushed for 4 touchdowns..... Shadrach Abrokwhah, 4 vs. Eastern Michigan, 10/18/14
Rushed for 5 touchdowns..... RJ Cobbs, 5 at Rhode Island, 11/23/02^
60-yard rushing play..... Jalen John, 68 yards at #10 Georgia, 11/23/24
70-yard rushing play..... Marquis Young, 95 yards vs. Appalachian State, 10/28/17
80-yard rushing play..... Marquis Young, 95 yards vs. Appalachian State, 10/28/17
90-yard rushing play..... Marquis Young, 95 yards vs. Appalachian State, 10/28/17

PASSING

Passed for 300 yards..... Carlos Davis, 340, at Eastern Michigan, 9/16/23
Passed for 400 yards..... Ross Comis, 540, vs. Liberty, 11/3/18
Passed for 500 yards..... Ross Comis, 540, vs. Liberty, 11/3/18
Completed 30 passes..... Andrew Ford, 30, at FIU, 12/2/17
Completed 35 passes..... Blake Frohnapfel, 35 at Miami (Ohio), 10/4/15
Passed for 3 touchdowns..... Taisun Phommachanh, 3, vs. CCSU, 9/21/24
Passed for 4 touchdowns..... Ross Comis, 4, vs. Liberty, 11/3/18
Passed for 5 touchdowns..... Andrew Ford, 5 vs. Ohio, 9/30/17^

RECEIVING

Caught 10 passes..... Jacquon Gibson (11), Bryant, 9/6/25
Caught 15 passes..... Andy Isabella (15), at #5 Georgia, 11/17/18
Had 100 yards receiving.... Jacquon Gibson (132), Temple, 8/30/25
Had 150 yards receiving..... Jakobie Keeney-James (150), at Miami (OH), 9/28/24
Had 200 yards receiving..... Andy Isabella (219), at #5 Georgia, 11/17/18
Had 250 yards receiving..... Andy Isabella (303), Liberty, 11/3/18*
Had 300 yards receiving..... Andy Isabella (303), Liberty, 11/3/18*
Caught 2 touchdown passes..... T.Y. Harding (2), at NIU, 10/5/24
Caught 3 touchdown passes..... Andy Isabella (3), at Ohio, 9/29/18
Caught 4 touchdown passes..... Brandon London (4), at Towson, 10/14/06
Had touchdown receptions in back-to-back games..... Jakobie Keeney-James
..... 1 vs. CCSU, 9/21/24; 1 at Miami (OH), 9/28/24
Had touchdown receptions in three consecutive games..... Andy Isabella
..... 1 at FIU, 9/15/18; 1, Charlotte, 9/22/18; 3, at Ohio, 9/29/18, 1, USF, 10/6/18
Had touchdown receptions in four consecutive games..... Andy Isabella
..... 1 at FIU, 9/15/18; 1, Charlotte, 9/22/18; 3, at Ohio, 9/29/18, 1, USF, 10/6/18
Had 2+ touchdown receptions in back-to-back games.....
..... Adam Breneman, 2 at South Carolina, 10/22/16 & 2 vs. Wagner, 10/29/16
Two players had 100 yards receiving.....
..... Andy Isabella (174) & Sadiq Palmer (139), Coastal Carolina, 10/20/18
Had a 60-yard reception.....
..... A. Haston to A. Simpson, 65 vs. New Mexico, 9/23/23
Had a 70-yard reception..... A. Hairston to J. Keeney-James, 75 at #10 Georgia, 11/23/24
Had an 80-yard reception..... R. Comis to A. Isabella, 89 vs. Liberty, 11/3/18
Had a 90-yard reception..... Jeff Krohn to Jimmie Howard, 97 vs. Villanova, 10/25/03*

*Set program record

LAST TIME A MINUTEMAN...

COMBINED OFFENSE

Had a 300-yard passer and 100-yard rusher in one game.....
..... Carlos Davis (340 passing), Kay'Ron Lynch-Adams (129 rushing),
..... at Eastern Michigan, 9/16/23
Had a 300-yard passer, 100-yard receiving & 100-yard rusher in one game.....
..... Carlos Davis (340 passing), Kay'Ron Lynch-Adams (129 rushing),
..... Anthony Simpson (101 receiving), at Eastern Michigan, 9/16/23
Had a 100-yard receiver and 100-yard rusher in one game.....
Jakobie Keeney-James (101 receiving), Jalen John (107 rushing),
at #10 Georgia (11/23/24)

DEFENSE

10+ tackles Timmy Hinspeter (14), vs. Western Michigan, 10/04/25
..... Tyler Martin (10), vs. Western Michigan, 10/04/25
..... Zeraun Daniel (10), vs. Western Michigan, 10/04/25
15+ tackles..... Timmy Hinspeter (17), at #20/19 Missouri, 9/27/25
20+ tackles..... Bryton Barr (21), Charlotte, 9/22/18
10+ tackles in back-to-back games. Timmy Hinspeter,
..... 17 at #20/19 Missouri, 9/27/25
..... 14, vs. Western Michigan, 10/04/25
10+ tackles in five consecutive games..... Bryton Barr (7 consecutive)
..... 17, at Boston College, 9/1/18; 10, at Ga. Southern, 9/8/18;
..... 15, at FIU, 9/15/18; 21, Charlotte, 9/22/18; 11, at Ohio, 9/29/18
..... 10, USF, 10/6/18; 11, Coastal Carolina, 10/20/18
15+ tackles in back-to-back games..... Bryton Barr
..... 15 at FIU, 9/15/18; 21, Charlotte, 9/22/18
10+ solo tackles..... Bryton Barr (10), at Boston College, 9/1/18
15+ solo tackles..... Justin Reimer (15), at Maine (OT), 11/4/95
10+ assisted tackles..... Jalen Mackie (15), Army, 11/26/22
15+ assisted tackles..... Jalen Mackie (15), Army, 11/26/22
3+ tackles for loss..... Louce Julien (3.0), vs. Wagner, 10/26/24
4+ tackles for loss..... Bryton Barr (4.0), Charlotte, 9/22/18
2+ sacks Jake Byczko (2.0) & Avien Peah, at FAU, 11/20/20
3+ sacks..... David Burris, 3.0 vs. Northeastern, 10/20/07
2+ interceptions..... Isaiah Rodgers, 2 at Rutgers, 8/30/19
3+ interceptions..... Breon Parker, 3 vs. Rhode Island, 10/9/93
4+ interceptions..... Steven Rogers, 4 vs. Delaware, 10/5/68*
Interception returned for a touchdown Tyler Martin, vs. Bryant, 9/6/25
Two interceptions returned for touchdowns..... Tyler Holmes, vs. Maine, 11/6/10*
Forced 2+ fumbles..... Gerrell Johnson (2), at Florida State, 10/23/21
Recovered 2+ fumbles..... Khary Bailey-Smith (2), at Vanderbilt, 10/27/12
Fumble returned for a touchdown..... Jordan Mahoney, 22 yards vs. Liberty, 10/8/22
Fumble recoveries in back-to-back games..... Jordan Mahoney, 1 at Eastern Michigan, 10/1/22
..... and 1 vs. Liberty, 10/8/22

SPECIAL TEAMS

Made a 50-yard field goal..... Derek Morris, 53 vs. Bryant, 9/6/25*
Made 3 field goals in one game..... Jacob Lurie, 3, at Toledo, 9/7/24
Made 4 field goals in one game..... B. Levensgood, 4, #17 Northern Illinois, 11/2/13^
Scored 10+ points kicking..... Jacob Lurie, 11 (3-3 FG, 2-2 XP),
..... at Toledo, 9/7/24
Punted 60 yards..... Keegan Andrews, 64, Bryant, 9/6/25
Punted 70 yards..... CJ Kolodziej, 71, vs. Liberty, 11/16/24
Punted 10 times in one game Keegan Andrews, 10,
..... at #20/19 Missouri, 9/27/25
Punted for 400 yards..... Keegan Andrews, 439, at #20/19 Missouri, 9/27/25
Punted for 500 yards..... Logan Laurent, 547, Boston College, 9/10/16*
Kickoff returned for a touchdown..... Marquis Young, 93 yards, Charlotte, 9/22/18
Punt returned for a touchdown..... T.Y. Harding, 58 yards, vs. Wagner, 10/26/24
Blocked punt returned for a touchdown..... D.J. Adeoba, 26 yards, at Kansas St., 9/5/09
Blocked field goal returned for a touchdown.....
..... Leggie Beckford, 77 yards, Boston University, 10/12/96
Blocked field goal..... Isaiah Rodgers, UConn, 10/26/19
Blocked punt Kezion Dia-Johnson, at Iowa, 9/13/25
Blocked extra point..... Isaiah Rodgers, at Old Dominion, 10/7/16
Recorded a safety..... Team, at FAU, 11/20/20
Defensive extra point..... Steve Casali (blocked PAT return), at Old Dominion, 10/7/16

*Set program record

2025 MASSACHUSETTS FOOTBALL

LAST TIME AN OPPOSING PLAYER...

RUSHING

Rushed for 100 yards..... Ahmad Hardy (130) , #20/19 Missouri, 9/27/25
Rushed for 200 yards..... Jackson McChesney (228), BYU, 11/23/19
Rushed for 300 yards..... Jordan Cronkrite (302), USF, 10/6/18
Had 30 carries..... Anthone Taylor (36), vs. Buffalo, 11/28/14
Had 40 carries..... Branden Oliver (43), at Buffalo, 10/19/13
Two players rushed for 100 yards... Kaidon Salter (118) & Quinton Cooley (102),
..... at #25 Liberty, 11/18/23
Rushed for 2+ touchdowns..... Kaidon Salter (2), vs. Liberty, 11/16/24
Rushed for 3+ touchdowns.....Ahmad Hardy (3), at #20/19 Missouri, 9/27/25
Rushed for 4+ touchdowns..... Juwaun Price (4), at New Mexico State, 11/27/21
Rushed for 5+ touchdowns..... Kevin Mensah (5), vs. UConn, 10/26/19
60-yard rushing play..... Luther Burden (61) , vs. #21 Missouri, 10/12/24
70-yard rushing play..... Xavier Gayten (72), at Mississippi State, 11/2/24
80-yard rushing play.....
..... Ahmonte Watkins (80), at New Mexico State, 8/26/23
90-yard rushing play..... Tom Dicker (94), vs. Boston University, 10/12/96

PASSING

Passed for 300 yards Brennan Myer (318), vs. Bryant, 9/6/25
Passed for 400 yards..... Jonah Johnson (420), at New Mexico State, 11/27/21
Passed for 500 yards..... Never
Completed 30 passes..... Matt Johnson (33), at Bowling Green, 10/10/15
Completed 35 passes..... Jason Knapke (38), vs. Bowling Green, 9/27/14
Passed for 3 touchdowns Brennan Myer (3), vs. Bryant, 9/6/25
Passed for 4 touchdowns..... Carson Beck (4), at #10 Georgia, 11/23/24
Passed for 5 touchdowns..... Dru Brown (5), at Hawai'i, 11/26/16
Passed for 6 touchdowns Evan Simon (6), Temple, 8/30/25

RECEIVING

Caught 10 passes..... Kevin Coleman Jr. (12), at #20/19 Missouri, 9/27/25
Caught 15 passes..... Devale Ellis, vs. Hofstra, 11/20/04
Had 100 yards receiving Kevin Coleman Jr. (108), at #20/19 Missouri, 9/27/25
Had 200 yards receiving..... Gage Larvadain (273), vs. Miami (OH), 9/9/23
Had 300 yards receiving..... Carlos Henderson (326), vs. Louisiana Tech, 10/15/16
Caught 2 touchdown passes Seth Anderson (2), at Iowa, 9/13/25
Caught 3 touchdown passes..... Gage Larvadain (3), vs. Miami (OH), 9/9/23
Caught 4 touchdown passes..... Carlos Henderson (5), vs. Louisiana Tech, 10/15/16
Caught 5 touchdown passes..... Carlos Henderson (5), vs. Louisiana Tech, 10/15/16
Two players had 100 yards receiving..... B. Melton (127) & R. Blackshear (126)
..... at Rutgers, 8/30/19
Had a 60-yard reception..... Joshua Manning (63), vs. #21 Missouri, 10/12/24
Had a 70-yard reception..... . Zyheem Collick (72), vs. Bryant, 9/6/25
Had an 80-yard reception..... Gage Larvadain (99), vs. Miami (OH), 9/9/23
Had a 90-yard reception..... Gage Larvadain (99), vs. Miami (OH), 9/9/23

COMBINED OFFENSE

Had a 300-yard passer and 100-yard rusher in one game.....
..... B. Gabbert (302 passing) & R. Amos (115 rushing), vs. Miami (OH), 9/9/23
Had a 300-yard passer, 100-yard receiving & 100-yard rusher in one game.....
..... B. Gabbert (302 passing), G. Larvadain (273 receiving), and R. Amos (115 rushing)
..... vs. Miami (OH), 9/9/23
Had a 100-yard receiver and 100-yard rusher in one game...
.....Kevin Coleman Jr. (108 receiving) and Ahmad Hardy (130 rushing),
..... at #20/19 Missouri, 9/27/25

LAST TIME AN OPPOSING PLAYER...

DEFENSE & SPECIAL TEAMS

Kicked a 50-yard field goal..Drew Stevens (54), at Iowa, 9/13/25
Kicked 3 field goals in one game.. Ethan Albertson (3), vs. New Mexico State, 10/29/22
Kicked 4 field goals in one game..... Shonz LaFrenz (4), at McNeese State, 11/28/98
Scored 10+ points kicking..... Peyton Woodring (11), at #10 Georgia, 11/23/24
Punted 60 yards..... Aidan Clark (61), vs. CCSU, 9/21/24
Punted 70 yards..... J. Schroeder (82), at Western Michigan, 10/8/12
Punted 10 times in one game..... Brian Donnelly (12), Bryant, 10/25/08
Punted for 400 yards..... Brian Donnelly (448), Bryant, 10/25/08
Fumble returned for a touchdown Chris Cole, 28 yards, at #10 Georgia, 11/23/24
Interception returned for a touchdown Marquis Cooper, 100 yards,
..... at Buffalo, 9/14/24
Kickoff returned for a touchdown..... Jacquez Stuart, 98 yards, at Toledo, 9/7/24
Punt returned for a touchdown..... Kaden Wetjen, at Iowa, 9/13/25
Blocked punt returned for a touchdown.....
..... Stephen Weatherly (11), at Vanderbilt, 9/13/14
Blocked field goal returned for a touchdown.....
..... Chris Bergin (85), at Northwestern, 11/16/19
Blocked field goal..... CJ Bazile, Jr., at #25 Liberty, 11/18/23
Blocked punt..... Mason Shelton, at No. 17 Coastal Carolina, 9/25/21
Blocked extra point..... Sterling Webb, at #20/19 Missouri, 9/27/25
Recorded a safety..... Connor Walsh, vs. Maine, 11/11/17
Defensive extra point Will Hayes (Blocked PAT), vs. Temple, 9/19/15

2025 MASSACHUSETTS FOOTBALL

BIG PLAYS & TURNOVER BATTLE

BIG PLAYS

20+ Yard Plays

| YARDS | PLAY TYPE | PLAYERS | OPPONENT |
|-------|---------------|--------------------------------|-------------------------------|
| 39 | Pass | Brandon Rose to Jacquon Gibson | Temple (Aug. 30) |
| 41 | Rush | Rocko Griffin | Temple (Aug. 30) |
| 23 | Interception* | Tyler Martin | Bryant (Sept. 6) |
| 50 | Pass | Grant Jordan to Jacquon Gibson | Bryant (Sept. 6) |
| 41 | Pass | Grant Jordan to Donnie Gray | Bryant (Sept. 6) |
| 22 | Pass | AJ Hairston to Donnie Gray | at Iowa (Sept. 13) |
| 63 | Interception | Timmy Hinspeter | at #20/19 Missouri (Sept. 27) |
| 24 | Pass | AJ Hairston to Jacquon Gibson | at #20/19 Missouri (Sept. 27) |
| 22 | Pass | Brandon Rose to Jacquon Gibson | Western Michigan (Oct. 4) |
| 27 | Rush | Juwaun Price | Western Michigan (Oct. 4) |
| 21 | Kick Return | Jacquon Gibson | Western Michigan (Oct. 4) |

*TD

TURNOVER BATTLE

| MASSACHUSETTS | | | | |
|---------------------|----------------|---------------|-----------|---------------------|
| Game | Fumbles (lost) | Interceptions | Total TOs | UMass Points Off TO |
| Temple | 1 (1) | 1 | 2 | 0 |
| Bryant | 0 (0) | 2 | 2 | 6 |
| at Iowa | 0 (0) | 0 | 0 | 0 |
| at Missouri | 0 (0) | 1 | 1 | 6 |
| Western Michigan | 1 (0) | 0 | 0 | 0 |
| at Kent State | | | | |
| Buffalo | | | | |
| at Central Michigan | | | | |
| at Akron | | | | |
| Northern Illinois | | | | |
| at Ohio | | | | |
| Bowling Green | | | | |
| TOTAL | 2 (1) | 4 | 5 | 12 |

| OPPONENTS | | | | |
|---------------------|----------------|---------------|-----------|--------------------|
| Game | Fumbles (lost) | Interceptions | Total TOs | Opp. Points Off TO |
| Temple | 1 (0) | 0 | 0 | 0 |
| Bryant | 0 (0) | 1 | 1 | 0 |
| at Iowa | 1 (0) | 0 | 0 | 0 |
| at Missouri | 2 (0) | 1 | 1 | 7 |
| Western Michigan | 2 (2) | 1 | 3 | 0 |
| at Kent State | | | | |
| Buffalo | | | | |
| at Central Michigan | | | | |
| at Akron | | | | |
| Northern Illinois | | | | |
| at Ohio | | | | |
| Bowling Green | | | | |
| TOTAL | 6 (2) | 3 | 5 | 7 |

2025 MASSACHUSETTS FOOTBALL



TEMPLE (1-0) **42**
MASSACHUSETTS (0-1) **10**

SATURDAY, AUG. 30, 2025 - MCGUIRK ALUMNI STADIUM
 AMHERST, MASS. | ATTENDANCE: 11,565 | TV: ESPN+

SCORE BY QUARTERS

| | 1 | 2 | 3 | 4 | FINAL |
|---------------|----|----|---|----|-------|
| Temple | 7 | 21 | 0 | 14 | 42 |
| Massachusetts | 10 | 0 | 0 | 0 | 10 |

| STATISTICS | TEMPLE | UMASS |
|-------------------------------|--------------|--------------|
| FIRST DOWNS | 24 | 18 |
| RUSHES-YARDS (NET) | 37-191 | 22-103 |
| PASSING YARDS (NET) | 276 | 199 |
| Passes Att-Comp-Int | 22-29-0 | 25-40-1 |
| TOTAL OFFENSE PLAYS-YARDS | 467 | 302 |
| Fumble Returns-Yards | 1-16 | 0-0 |
| Punt Returns-Yards-TD | 1-24-0 | 0-0-0 |
| Kickoff Returns-Yards-TD | 3-50-0 | 0-0-0 |
| Interception Returns-Yards-TD | 1-0-0 | 0-0-0 |
| Punts-Yards (Avg. per punt) | 3-125 (41.7) | 4-228 (57.0) |
| Fumbles-Lost | 1-0 | 1-1 |
| Penalties-Yards | 5-57 | 5-32 |
| Possession Time | 33:46 | 26:14 |
| Third-Down Conversions | 9-12 | 3-11 |
| Fourth-Down Conversions | 0-0 | 1-3 |
| Red-Zone Scores-Chances | 3-3 | 2-4 |
| Sacks By: Number-Yards | 2-17 | 0-0 |



BRYANT (1-1) **27**
MASSACHUSETTS (0-2) **26**

SATURDAY, SEPT. 6 2025 - MCGUIRK ALUMNI STADIUM
 AMHERST, MASS. | ATTENDANCE: 3,714* | TV: ESPN+
 *Game was delayed two hours due to a Tornado Warning

SCORE BY QUARTERS

| | 1 | 2 | 3 | 4 | FINAL |
|---------------|---|----|----|---|-------|
| Bryant | 0 | 10 | 14 | 3 | 27 |
| Massachusetts | 6 | 14 | 3 | 3 | 26 |

| STATISTICS | BRYANT | UMASS |
|-------------------------------|--------------|--------------|
| FIRST DOWNS | 25 | 21 |
| RUSHES-YARDS (NET) | 25-81 | 35-101 |
| PASSING YARDS (NET) | 318 | 257 |
| Passes Att-Comp-Int | 22-45-2 | 20-32-1 |
| TOTAL OFFENSE PLAYS-YARDS | 70-399 | 67-358 |
| Fumble Returns-Yards | 0-0 | 0-0 |
| Punt Returns-Yards -TD | 0-0-0 | 2-6-0 |
| Kickoff Returns-Yards-TD | 5-132-0 | 1-57-0 |
| Interception Returns-Yards-TD | 1-0-0 | 2-23-1 |
| Punts-Yards (Avg. per punt) | 5-123 (42.6) | 5-223 (44.6) |
| Fumbles-Lost | 0-0 | 0-0 |
| Penalties-Yards | 4-27 | 9-98 |
| Possession Time | 23:55 | 35:35 |
| Third-Down Conversions | 4-14 | 7-15 |
| Fourth-Down Conversions | 1-1 | 0-0 |
| Red-Zone Scores-Chances | 3-3 | 4-5 |
| Sacks By: Number-Yards | 2-19 | 2-12 |

2025 MASSACHUSETTS FOOTBALL



MASSACHUSETTS (0-3) **7**
IOWA (2-1) **47**

SATURDAY, SEPT. 13, 2025 - KINNICK STADIUM
IOWA CITY, IOWA | ATTENDANCE: 69,250 | TV: B1G Network

SCORE BY QUARTERS

| | 1 | 2 | 3 | 4 | FINAL |
|---------------|----|----|----|---|-------|
| Massachusetts | 0 | 7 | 0 | 0 | 7 |
| Iowa | 20 | 10 | 10 | 7 | 47 |

| STATISTICS | UMASS | IOWA |
|-------------------------------|--------------|-----------|
| FIRST DOWNS | 8 | 22 |
| RUSHES-YARDS (NET) | 27-26 | 40-201 |
| PASSING YARDS (NET) | 93 | 234 |
| Passes Att-Comp-Int | 13-22-0 | 21-31-0 |
| TOTAL OFFENSE PLAYS-YARDS | 49-119 | 71-435 |
| Fumble Returns-Yards-TD | 0-0-0 | 0-0-0 |
| Punt Returns-Yards-TD | 1-33-0 | 4-182-1 |
| Kickoff Returns-Yards-TD | 0-0-0 | 2-56-0 |
| Interception Returns-Yards-TD | 0-0-0 | 0-0-0 |
| Punts-Yards (Avg. per punt) | 7-308 (44.0) | 1-0 (0.0) |
| Fumbles-Lost | 0-0 | 1-0 |
| Penalties-Yards | 1-5 | 1-5 |
| Possession Time | 27:56 | 32:04 |
| Third-Down Conversions | 0-10 | 10-16 |
| Fourth-Down Conversions | 0-2 | 1-2 |
| Red-Zone Scores-Chances | 1-1 | 6-8 |
| Sacks By: Number-Yards | 2-11 | 5-31 |



MASSACHUSETTS (0-4) **6**
#20/19 MISSOURI (5-0) **42**

SATURDAY, SEPT. 27, 2025 - MEMORIAL STADIUM
COLUMBIA, MO. | ATTENDANCE: 57,321 | TV: ESPN

SCORE BY QUARTERS

| | 1 | 2 | 3 | 4 | FINAL |
|---------------|----|---|----|---|-------|
| Massachusetts | 6 | 0 | 0 | 0 | 6 |
| Missouri | 14 | 7 | 14 | 7 | 42 |

| STATISTICS | UMASS | MISSOURI |
|-------------------------------|---------|----------|
| FIRST DOWNS | 9 | 31 |
| RUSHES-YARDS (NET) | 16-19 | 52-268 |
| PASSING YARDS (NET) | 105 | 253 |
| Passes Att-Comp-Int | 14-39-1 | 27-32-1 |
| TOTAL OFFENSE PLAYS-YARDS | 55-124 | 84-521 |
| Fumble Returns-Yards -TD | 0-0-0 | 0-0-0 |
| Punt Returns-Yards-TD | 0-0-0 | 3-41-0 |
| Kickoff Returns-Yards-TD | 0-0-0 | 1-44-0 |
| Interception Returns-Yards-TD | 1-63-0 | 1-7-0 |
| Punts-Yards (Avg. per punt) | 10-439 | 4-170 |
| Fumbles-Lost | 0-0 | 2-0 |
| Penalties-Yards | 3-10 | 1-5 |
| Possession Time | 21:17 | 38:43 |
| Third-Down Conversions | 4-16 | 10-15 |
| Fourth-Down Conversions | 0-0 | 0-0 |
| Red-Zone Scores-Chances | 1-1 | 6-6 |
| Sacks By: Number-Yards | 4-20 | 1-15 |

2025 MASSACHUSETTS FOOTBALL



WMU (3-3, 2-0 MAC) **21**
MASSACHUSETTS (0-5) **3**

SATURDAY, OCT. 4, 2025 - MCGUIRK ALUMNI STADIUM
AMHERST, MASS. | ATTENDANCE: 10,014 | TV: ESPN+

SCORE BY QUARTERS

| | 1 | 2 | 3 | 4 | FINAL |
|---------------|---|---|---|---|-------|
| WMU | 0 | 7 | 7 | 7 | 21 |
| Massachusetts | 3 | 0 | 0 | 0 | 3 |

| STATISTICS | WMU | UMASS |
|-------------------------------|--------------|--------------|
| FIRST DOWNS | 23 | 14 |
| RUSHES-YARDS (NET) | 42-217 | 29-57 |
| PASSING YDS (NET) | 163 | 203 |
| Passes Att-Comp-Int | 18-25-0 | 20-35-1 |
| TOTAL OFFENSE PLAYS-YARDS | 67-380 | 64-260 |
| Fumble Returns-Yards-TD | 1-0-0 | 0-0-0 |
| Punt Returns-Yards-TD | 3-46-0 | 1--1-0 |
| Kickoff Returns-Yards-TD | 2-42-0 | 1-21-0 |
| Interception Returns-Yards-TD | 1-0-0 | 0-0-0 |
| Punts-Yards (Avg. per punt) | 4-165 (41.2) | 6-282 (47.0) |
| Fumbles-Lost | 2-2 | 1-0 |
| Penalties-Yards | 5-44 | 5-47 |
| Possession Time | 32:26 | 27:34 |
| Third-Down Conversions | 4-11 | 5-15 |
| Fourth-Down Conversions | 1-1 | 0-2 |
| Red-Zone Scores-Chances | 2-2 | 1-4 |
| Sacks By: Number-Yards | 5-44 | 0-0 |



MASSACHUSETTS (0-0) **-**
KENT STATE (0-0) **-**

SATURDAY, OCT. 11, 2025 - DIX STADIUM
KENT, OHIO | ATTENDANCE: | TV: ESPN+

SCORE BY QUARTERS

| | 1 | 2 | 3 | 4 | FINAL |
|---------------|---|---|---|---|-------|
| Massachusetts | | | | | |
| Kent State | | | | | |

| STATISTICS | UMASS | KENT STATE |
|-------------------------------|-------|------------|
| FIRST DOWNS | | |
| RUSHES-YARDS (NET) | | |
| PASSING YDS (NET) | | |
| Passes Att-Comp-Int | | |
| TOTAL OFFENSE PLAYS-YARDS | | |
| Fumble Returns-Yards | | |
| Punt Returns-Yards-TD | | |
| Kickoff Returns-Yards-TD | | |
| Interception Returns-Yards-TD | | |
| Punts-Yards (Avg. per punt) | | |
| Fumbles-Lost | | |
| Penalties-Yards | | |
| Possession Time | | |
| Third-Down Conversions | | |
| Fourth-Down Conversions | | |
| Red-Zone Scores-Chances | | |
| Sacks By: Number-Yards | | |

2025 MASSACHUSETTS FOOTBALL



BUFFALO (0-0) -
MASSACHUSETTS (0-0) -

SATURDAY, OCT. 18, 2025 - MCGUIRK ALUMNI STADIUM
AMHERST, MASS. | ATTENDANCE: | TV: TBD

SCORE BY QUARTERS

| | 1 | 2 | 3 | 4 | FINAL |
|---------------|---|---|---|---|-------|
| Buffalo | | | | | |
| Massachusetts | | | | | |

| STATISTICS | BUFFALO | UMASS |
|-------------------------------|---------|-------|
| FIRST DOWNS | | |
| RUSHES-YARDS (NET) | | |
| PASSING YDS (NET) | | |
| Passes Att-Comp-Int | | |
| TOTAL OFFENSE PLAYS-YARDS | | |
| Fumble Returns-Yards | | |
| Punt Returns-Yards-TD | | |
| Kickoff Returns-Yards-TD | | |
| Interception Returns-Yards-TD | | |
| Punts-Yards (Avg. per punt) | | |
| Fumbles-Lost | | |
| Penalties-Yards | | |
| Possession Time | | |
| Third-Down Conversions | | |
| Fourth-Down Conversions | | |
| Red-Zone Scores-Chances | | |
| Sacks By: Number-Yards | | |



MASSACHUSETTS (0-0) -
CMU (0-0) -

SATURDAY, OCT. 25, 2025 - KELLY/SHORTS STADIUM
MOUNT PLEASANT, MICH. | ATTENDANCE: | TV: TBD

SCORE BY QUARTERS

| | 1 | 2 | 3 | 4 | FINAL |
|---------------|---|---|---|---|-------|
| Massachusetts | | | | | |
| CMU | | | | | |

| STATISTICS | UMASS | CMU |
|-------------------------------|-------|-----|
| FIRST DOWNS | | |
| RUSHES-YARDS (NET) | | |
| PASSING YDS (NET) | | |
| Passes Att-Comp-Int | | |
| TOTAL OFFENSE PLAYS-YARDS | | |
| Fumble Returns-Yards | | |
| Punt Returns-Yards-TD | | |
| Kickoff Returns-Yards-TD | | |
| Interception Returns-Yards-TD | | |
| Punts-Yards (Avg. per punt) | | |
| Fumbles-Lost | | |
| Penalties-Yards | | |
| Possession Time | | |
| Third-Down Conversions | | |
| Fourth-Down Conversions | | |
| Red-Zone Scores-Chances | | |
| Sacks By: Number-Yards | | |

2025 MASSACHUSETTS FOOTBALL



MASSACHUSETTS

AKRON

(0-0)

-

(0-0)

-

TUESDAY, NOV. 4, 2025 - INFOCISION STADIUM
AKRON, OHIO | ATTENDANCE: | TV: TBD

SCORE BY QUARTERS

| | 1 | 2 | 3 | 4 | FINAL |
|---------------|---|---|---|---|-------|
| Massachusetts | | | | | |
| Akron | | | | | |

| STATISTICS | UMASS | AKRON |
|-------------------------------|-------|-------|
| FIRST DOWNS | | |
| RUSHES-YARDS (NET) | | |
| PASSING YDS (NET) | | |
| Passes Att-Comp-Int | | |
| TOTAL OFFENSE PLAYS-YARDS | | |
| Fumble Returns-Yards | | |
| Punt Returns-Yards-TD | | |
| Kickoff Returns-Yards-TD | | |
| Interception Returns-Yards-TD | | |
| Punts-Yards (Avg. per punt) | | |
| Fumbles-Lost | | |
| Penalties-Yards | | |
| Possession Time | | |
| Third-Down Conversions | | |
| Fourth-Down Conversions | | |
| Red-Zone Scores-Chances | | |
| Sacks By: Number-Yards | | |



NIU

MASSACHUSETTS

(0-0)

-

(0-0)

-

WEDNESDAY, NOV. 12, 2025 - MCGUIRK ALUMNI STADIUM
AMHERST, MASS. | ATTENDANCE: | TV: TBD

SCORE BY QUARTERS

| | 1 | 2 | 3 | 4 | FINAL |
|---------------|---|---|---|---|-------|
| NIU | | | | | |
| Massachusetts | | | | | |

| STATISTICS | NIU | UMASS |
|-------------------------------|-----|-------|
| FIRST DOWNS | | |
| RUSHES-YARDS (NET) | | |
| PASSING YDS (NET) | | |
| Passes Att-Comp-Int | | |
| TOTAL OFFENSE PLAYS-YARDS | | |
| Fumble Returns-Yards | | |
| Punt Returns-Yards-TD | | |
| Kickoff Returns-Yards-TD | | |
| Interception Returns-Yards-TD | | |
| Punts-Yards (Avg. per punt) | | |
| Fumbles-Lost | | |
| Penalties-Yards | | |
| Possession Time | | |
| Third-Down Conversions | | |
| Fourth-Down Conversions | | |
| Red-Zone Scores-Chances | | |
| Sacks By: Number-Yards | | |

2025 MASSACHUSETTS FOOTBALL



MASSACHUSETTS (0-0) -
OHIO (0-0) -

TUESDAY, NOV. 18, 2025 - PEDEN STADIUM
ATHENS, OHIO | ATTENDANCE: | TV: TBD

SCORE BY QUARTERS

| | 1 | 2 | 3 | 4 | FINAL |
|---------------|---|---|---|---|-------|
| Massachusetts | | | | | |
| Ohio | | | | | |

| STATISTICS | UMASS | OHIO |
|-------------------------------|-------|------|
| FIRST DOWNS | | |
| RUSHES-YARDS (NET) | | |
| PASSING YDS (NET) | | |
| Passes Att-Comp-Int | | |
| TOTAL OFFENSE PLAYS-YARDS | | |
| Fumble Returns-Yards | | |
| Punt Returns-Yards-TD | | |
| Kickoff Returns-Yards-TD | | |
| Interception Returns-Yards-TD | | |
| Punts-Yards (Avg. per punt) | | |
| Fumbles-Lost | | |
| Penalties-Yards | | |
| Possession Time | | |
| Third-Down Conversions | | |
| Fourth-Down Conversions | | |
| Red-Zone Scores-Chances | | |
| Sacks By: Number-Yards | | |



BOWLING GREEN (0-0) -
MASSACHUSETTS (0-0) -

TUESDAY, NOV. 25, 2025 - MCGUIRK ALUMNI STADIUM
AMHERST, MASS. | ATTENDANCE: | TV: TBD

SCORE BY QUARTERS

| | 1 | 2 | 3 | 4 | FINAL |
|---------------|---|---|---|---|-------|
| Bowling Green | | | | | |
| Massachusetts | | | | | |

| STATISTICS | BOWLING GREEN | UMASS |
|-------------------------------|---------------|-------|
| FIRST DOWNS | | |
| RUSHES-YARDS (NET) | | |
| PASSING YDS (NET) | | |
| Passes Att-Comp-Int | | |
| TOTAL OFFENSE PLAYS-YARDS | | |
| Fumble Returns-Yards | | |
| Punt Returns-Yards-TD | | |
| Kickoff Returns-Yards-TD | | |
| Interception Returns-Yards-TD | | |
| Punts-Yards (Avg. per punt) | | |
| Fumbles-Lost | | |
| Penalties-Yards | | |
| Possession Time | | |
| Third-Down Conversions | | |
| Fourth-Down Conversions | | |
| Red-Zone Scores-Chances | | |
| Sacks By: Number-Yards | | |

2025 MASSACHUSETTS FOOTBALL



2025-26 Massachusetts Football Combined Team Statistics All games

Page 1/3
as of Oct 06, 2025

Team Results

| | Date | Opponent | | Score | Att. |
|---|------------|---------------|---|-------|-------|
| | 08/30/2025 | Temple | L | 10-42 | 11565 |
| | 09/06/2025 | Bryant | L | 26-27 | 3714 |
| | 09/13/2025 | at Iowa | L | 7-47 | 69250 |
| | 09/27/2025 | at Missouri | L | 6-42 | 57321 |
| * | 10/04/2025 | Western Mich. | L | 3-21 | 10014 |

Rushing

| Player | gp | att | gain | loss | net | avg | td | lg | avg/g |
|------------------|----------|------------|-------------|------------|------------|------------|----------|-----------|--------------|
| Rocko Griffin | 4 | 35 | 173 | 7 | 166 | 4.7 | 1 | 41 | 41.5 |
| Brandon Hood | 5 | 29 | 80 | 10 | 70 | 2.4 | 1 | 18 | 14.0 |
| Juwaun Price | 5 | 9 | 62 | 0 | 62 | 6.9 | 0 | 27 | 12.4 |
| Elijah Faulkner | 5 | 14 | 30 | 4 | 26 | 1.9 | 0 | 7 | 5.2 |
| Jacquon Gibson | 5 | 3 | 17 | 6 | 11 | 3.7 | 0 | 13 | 2.2 |
| Grant Jordan | 4 | 17 | 66 | 56 | 10 | 0.6 | 2 | 19 | 2.5 |
| Donnie Gray | 5 | 2 | 9 | 1 | 8 | 4.0 | 0 | 9 | 1.6 |
| Brandon Rose | 3 | 12 | 27 | 36 | -9 | -0.8 | 0 | 10 | -3.0 |
| AJ Hairston | 4 | 8 | 5 | 43 | -38 | -4.8 | 0 | 2 | -9.5 |
| Total | 5 | 129 | 469 | 163 | 306 | 2.4 | 4 | 41 | 61.2 |
| Opponents | 5 | 196 | 1025 | 67 | 958 | 4.9 | 9 | 55 | 191.6 |

Passing

| Player | gp | effic | comp-att-int | pct | yds | td | lg | avg/g |
|------------------|----------|--------------|------------------|-------------|-------------|-----------|-----------|--------------|
| Brandon Rose | 3 | 95.5 | 36-61-1 | 59.0 | 289 | 0 | 39 | 96.3 |
| AJ Hairston | 4 | 86.3 | 29-61-2 | 47.5 | 290 | 1 | 24 | 72.5 |
| Grant Jordan | 4 | 105.1 | 27-46-1 | 58.7 | 278 | 0 | 50 | 69.5 |
| Total | 5 | 94.8 | 92-168-4 | 54.8 | 857 | 1 | 50 | 171.4 |
| Opponents | 5 | 157.2 | 110-162-3 | 67.9 | 1244 | 14 | 72 | 248.8 |

Receiving

| Player | gp | no. | yds | avg | td | lg | avg/g |
|------------------|----------|------------|-------------|-------------|-----------|-----------|--------------|
| Jacquon Gibson | 5 | 36 | 358 | 9.9 | 0 | 50 | 71.6 |
| Max Dowling | 5 | 10 | 63 | 6.3 | 1 | 19 | 12.6 |
| Donnie Gray | 5 | 8 | 123 | 15.4 | 0 | 41 | 24.6 |
| Jake McConnachie | 4 | 6 | 62 | 10.3 | 0 | 19 | 15.5 |
| Tyree Kelly | 5 | 6 | 56 | 9.3 | 0 | 15 | 11.2 |
| Kenyon Massey | 4 | 6 | 37 | 6.2 | 0 | 15 | 9.3 |
| Reece Adkins | 5 | 4 | 50 | 12.5 | 0 | 16 | 10.0 |
| T.Y. Harding | 3 | 4 | 30 | 7.5 | 0 | 10 | 10.0 |
| Brandon Hood | 5 | 4 | 39 | 9.8 | 0 | 15 | 7.8 |
| Rocko Griffin | 4 | 3 | 8 | 2.7 | 0 | 8 | 2.0 |
| Dallas Elliott | 5 | 2 | 22 | 11.0 | 0 | 14 | 4.4 |
| Juwaun Price | 5 | 1 | -5 | -5.0 | 0 | 0 | -1.0 |
| Owen Anderson | 5 | 1 | 9 | 9.0 | 0 | 9 | 1.8 |
| Elijah Faulkner | 5 | 1 | 5 | 5.0 | 0 | 5 | 1.0 |
| Total | 5 | 92 | 857 | 9.3 | 1 | 50 | 171.4 |
| Opponents | 5 | 110 | 1244 | 11.3 | 14 | 72 | 248.8 |

Game Records

| Record | Overall | Home | Away | Neutral |
|----------------|---------|------|------|---------|
| ALL GAMES | 0-5 | 0-3 | 0-2 | 0-0 |
| CONFERENCE | 0-1 | 0-1 | 0-0 | 0-0 |
| NON-CONFERENCE | 0-4 | 0-2 | 0-2 | 0-0 |

Team Statistics

| | UMASS | OPP |
|------------------------------------|------------------|--------------------|
| First Downs | 70 | 125 |
| Rushing | 22 | 52 |
| Passing | 43 | 66 |
| Penalty | 5 | 7 |
| Rushing Yardage | 306 | 958 |
| Rushing attempts | 129 | 196 |
| Average per rush | 2.4 | 4.9 |
| Average per game | 61.2 | 191.6 |
| TDs Rushing | 4 | 9 |
| Passing Yardage | 857 | 1244 |
| Comp-Att-Int | 92-168-4 | 110-162-3 |
| Average per pass | 5.1 | 7.7 |
| Average per catch | 9.3 | 11.3 |
| Average per game | 171.4 | 248.8 |
| TDs Passing | 1 | 14 |
| Total offense | 1163 | 2202 |
| Average per play | 3.9 | 6.2 |
| Average per game | 232.6 | 440.4 |
| Kick returns: #-Yards | 2-78 | 13-324 |
| Punt returns: #-Yards | 4-38 | 11-293 |
| Int returns: #-Yards | 3-86 | 4-7 |
| Fumbles-Lost | 2-1 | 6-2 |
| Penalties-Yards | 23-192 | 16-138 |
| Punts-Avg | 32-46.3 | 17-39.6 |
| Time of possession / game | 27:43 | 32:33 |
| 3rd-down conversion | 19/66 | 37/68 |
| 4th-down conversion | 1/7 | 3/4 |
| PAT-attempts | (4-6) 67% | (23-24) 96% |
| 2-point conversion-attempts | (0-0) 0% | (0-0) 0% |

Interceptions

| Player | no. | yds | avg | td | lg |
|------------------|----------|-----------|-------------|----------|-----------|
| DD Snyder II | 1 | 0 | 0.0 | 0 | 0 |
| Timmy Hinspeter | 1 | 63 | 63.0 | 0 | 63 |
| Tyler Martin | 1 | 23 | 23.0 | 1 | 23 |
| Total | 3 | 86 | 28.7 | 1 | 63 |
| Opponents | 4 | 7 | 1.8 | 0 | 7 |

2025 MASSACHUSETTS FOOTBALL

2025-26 Massachusetts Football Combined Team Statistics All games

Page 2/3
as of Oct 06, 2025



Field Goals

| Player | fg | pct. | 01-19 | 20-29 | 30-39 | 40-49 | 50-99 | lg | blk |
|------------------|------------|-------------|------------|------------|------------|------------|------------|-----------|----------|
| Derek Morris | 4-6 | 66.7 | 0-0 | 1-1 | 1-2 | 1-2 | 1-1 | 53 | 0 |
| Opponents | 4-7 | 57.1 | 0-0 | 2-2 | 1-2 | 0-2 | 1-1 | 54 | 0 |

Scoring

| Player | td | fg | PAT | | | | | pts |
|------------------|-----------|------------|--------------|----------|----------|----------|----------|------------|
| | | | kick | rush | rcv | pass | dxp | |
| Derek Morris | - | 4-6 | 4-6 | - | - | - | - | 16 |
| Grant Jordan | 2 | - | - | - | - | - | - | 12 |
| Rocko Griffin | 1 | - | - | - | - | - | - | 6 |
| Max Dowling | 1 | - | - | - | - | - | - | 6 |
| Tyler Martin | 1 | - | - | - | - | - | - | 6 |
| Brandon Hood | 1 | - | - | - | - | - | - | 6 |
| Total | 6 | 4-6 | 4-6 | 0 | 0 | 0 | 0 | 52 |
| Opponents | 24 | 4-7 | 23-24 | 0 | 0 | 0 | 0 | 179 |

Score by Periods

| Team | 1st | 2nd | 3rd | 4th | OT | TOT |
|---------------|-----|-----|-----|-----|----|-----|
| Massachusetts | 25 | 21 | 3 | 3 | 0 | 52 |
| Opponents | 41 | 55 | 45 | 38 | 0 | 179 |

Punting

| Player | no. | yds | avg | lg | tb | fc | i20 | 50+ | blk |
|------------------|-----------|-------------|-------------|-----------|----------|-----------|-----------|-----------|----------|
| Keegan Andrews | 32 | 1480 | 46.3 | 66 | 0 | 13 | 14 | 11 | 0 |
| Total | 32 | 1480 | 46.3 | 66 | 0 | 13 | 14 | 11 | 0 |
| Opponents | 17 | 673 | 39.6 | 53 | 1 | 3 | 6 | 4 | 1 |

Punt Returns

| Player | no. | yds | avg | td | lg |
|--------------------|-----------|------------|-------------|----------|-----------|
| Kezion Dia-Johnson | 1 | 27 | 27.0 | 0 | 27 |
| Samuel Baddoo | 3 | 5 | 1.7 | 0 | 5 |
| Zach Farris | 0 | 6 | 0.0 | 0 | 6 |
| Total | 4 | 38 | 9.5 | 0 | 27 |
| Opponents | 11 | 293 | 26.6 | 1 | 95 |

Kick Returns

| Player | no. | yds | avg | td | lg |
|------------------|-----------|------------|-------------|----------|-----------|
| Jacquon Gibson | 1 | 21 | 21.0 | 0 | 21 |
| TJ Magee | 1 | 57 | 57.0 | 0 | 57 |
| Total | 2 | 78 | 39.0 | 0 | 57 |
| Opponents | 13 | 324 | 24.9 | 0 | 44 |

All Purpose

| Player | g | rush | rcv | pr | kr | ir | total | avg/g |
|--------------------|----------|------------|-------------|------------|------------|-----------|-------------|--------------|
| Jacquon Gibson | 5 | 11 | 358 | 0 | 21 | 0 | 390 | 78.0 |
| Rocko Griffin | 4 | 166 | 8 | 0 | 0 | 0 | 174 | 43.5 |
| Donnie Gray | 5 | 8 | 123 | 0 | 0 | 0 | 131 | 26.2 |
| Brandon Hood | 5 | 70 | 39 | 0 | 0 | 0 | 109 | 21.8 |
| Timmy Hinspeter | 5 | 0 | 0 | 0 | 0 | 63 | 63 | 12.6 |
| Max Dowling | 5 | 0 | 63 | 0 | 0 | 0 | 63 | 12.6 |
| Jake McConnachie | 4 | 0 | 62 | 0 | 0 | 0 | 62 | 15.5 |
| Juwaun Price | 5 | 62 | -5 | 0 | 0 | 0 | 57 | 11.4 |
| TJ Magee | 3 | 0 | 0 | 0 | 57 | 0 | 57 | 19.0 |
| Tyree Kelly | 5 | 0 | 56 | 0 | 0 | 0 | 56 | 11.2 |
| Reece Adkins | 5 | 0 | 50 | 0 | 0 | 0 | 50 | 10.0 |
| Kenyon Massey | 4 | 0 | 37 | 0 | 0 | 0 | 37 | 9.3 |
| Elijah Faulkner | 5 | 26 | 5 | 0 | 0 | 0 | 31 | 6.2 |
| T.Y. Harding | 3 | 0 | 30 | 0 | 0 | 0 | 30 | 10.0 |
| Kezion Dia-Johnson | 5 | 0 | 0 | 27 | 0 | 0 | 27 | 5.4 |
| Tyler Martin | 5 | 0 | 0 | 0 | 0 | 23 | 23 | 4.6 |
| Dallas Elliott | 5 | 0 | 22 | 0 | 0 | 0 | 22 | 4.4 |
| Grant Jordan | 4 | 10 | 0 | 0 | 0 | 0 | 10 | 2.5 |
| Owen Anderson | 5 | 0 | 9 | 0 | 0 | 0 | 9 | 1.8 |
| Zach Farris | 5 | 0 | 0 | 6 | 0 | 0 | 6 | 1.2 |
| Samuel Baddoo | 5 | 0 | 0 | 5 | 0 | 0 | 5 | 1.0 |
| Brandon Rose | 3 | -9 | 0 | 0 | 0 | 0 | -9 | -3.0 |
| AJ Hairston | 4 | -38 | 0 | 0 | 0 | 0 | -38 | -9.5 |
| Total | 5 | 306 | 857 | 38 | 78 | 86 | 1365 | 273.0 |
| Opponents | 5 | 958 | 1244 | 293 | 324 | 7 | 2826 | 565.2 |

Total Offense

| Player | g | plays | rush | pass | total | avg/g |
|------------------|----------|------------|------------|-------------|-------------|--------------|
| Grant Jordan | 4 | 63 | 10 | 278 | 288 | 72.0 |
| Brandon Rose | 3 | 73 | -9 | 289 | 280 | 93.3 |
| AJ Hairston | 4 | 69 | -38 | 290 | 252 | 63.0 |
| Rocko Griffin | 4 | 35 | 166 | 0 | 166 | 41.5 |
| Brandon Hood | 5 | 29 | 70 | 0 | 70 | 14.0 |
| Juwaun Price | 5 | 9 | 62 | 0 | 62 | 12.4 |
| Elijah Faulkner | 5 | 14 | 26 | 0 | 26 | 5.2 |
| Jacquon Gibson | 5 | 3 | 11 | 0 | 11 | 2.2 |
| Donnie Gray | 5 | 2 | 8 | 0 | 8 | 1.6 |
| Total | 5 | 297 | 306 | 857 | 1163 | 232.6 |
| Opponents | 5 | 358 | 958 | 1244 | 2202 | 440.4 |

2025 MASSACHUSETTS FOOTBALL

2025-26 Massachusetts Football
Combined Team Statistics
All games

Page 3/3
as of Oct 06, 2025



Team Defense

| | | | Tackles | | | | Sacks | Pass defense | | | Fumbles | blkd | | |
|----|-----------------------|----|---------|-----|-----|---------|--------|--------------|------|-----|---------|------|------|-----|
| ## | Player | gp | ua | a | tot | tfl/yds | no-yds | int-yds | brup | qbh | fr-yds | ff | kick | saf |
| 44 | Timmy Hinspeter | 5 | 18 | 37 | 55 | 4-11 | 2-8 | 1-63 | 1 | . | 1-0 | 1 | . | . |
| 0 | Derrieon Craig | 5 | 19 | 21 | 40 | 0.5-2 | 0.5-2 | . | 1 | 1 | . | . | . | . |
| 5 | Tyler Martin | 5 | 14 | 23 | 37 | . | . | 1-23 | 1 | . | 1-0 | . | . | . |
| 19 | Rashad Henry | 5 | 8 | 18 | 26 | 1.5-4 | . | . | . | . | . | . | . | . |
| 3 | Kendall Bournes | 5 | 11 | 14 | 25 | 0.5-1 | . | . | . | . | . | . | . | . |
| 49 | Shambre Jackson | 5 | 5 | 13 | 18 | 0.5-5 | 0.5-5 | . | . | . | . | . | . | . |
| 16 | Marques White | 5 | 7 | 10 | 17 | 5-19 | 3-17 | . | 2 | 1 | . | 1 | . | . |
| 9 | David Onuoha | 5 | 5 | 11 | 16 | 0.5-2 | 0.5-2 | . | . | 1 | . | . | . | . |
| 6 | Jeremiah McGill | 4 | 11 | 4 | 15 | . | . | . | . | . | . | . | . | . |
| 11 | Tim Grant-Randall | 5 | 4 | 10 | 14 | 2.5-12 | 1.5-9 | . | 1 | 1 | . | . | . | . |
| 1 | Malcolm Greene | 4 | 6 | 7 | 13 | . | . | . | . | . | . | . | . | . |
| 38 | Zeraun Daniel | 2 | 1 | 11 | 12 | . | . | . | . | . | . | . | . | . |
| 24 | Kamren Watkins-Hunter | 3 | 8 | 3 | 11 | . | . | . | . | . | . | . | . | . |
| 29 | Zach Farris | 5 | 3 | 8 | 11 | . | . | . | . | . | . | . | . | . |
| 91 | Shymell Davis | 5 | 2 | 7 | 9 | . | . | . | . | . | . | . | . | . |
| 7 | TJ Magee | 3 | 6 | 3 | 9 | . | . | . | 2 | . | . | . | . | . |
| 20 | Keith Sarkodieh | 4 | 6 | 2 | 8 | . | . | . | . | . | . | . | . | . |
| 10 | Zukudo Igwenagu | 5 | 3 | 4 | 7 | . | . | . | 1 | 1 | . | . | . | . |
| 52 | Dean Shaffer | 5 | 3 | 4 | 7 | . | . | . | . | . | . | . | . | . |
| 4 | DD Snyder II | 2 | 3 | 3 | 6 | . | . | 1-0 | . | . | . | . | . | . |
| 90 | Timothy Passmore, Jr. | 5 | 1 | 5 | 6 | . | . | . | . | . | . | . | . | . |
| 54 | Malachi Madison | 4 | 1 | 5 | 6 | . | . | . | . | . | . | . | . | . |
| 13 | Raheim Sexil | 5 | 3 | 2 | 5 | . | . | . | . | . | . | . | . | . |
| 27 | Michael Pangaro | 2 | 1 | 3 | 4 | . | . | . | . | 1 | . | . | . | . |
| 33 | Erik Hehl | 5 | . | 4 | 4 | . | . | . | . | . | . | . | . | . |
| 8 | Aquan Robinson | 5 | 1 | 2 | 3 | . | . | . | . | . | . | . | . | . |
| 97 | Jermaine Wiggins Jr. | 4 | 1 | 2 | 3 | . | . | . | . | . | . | . | . | . |
| 30 | Donovan Dyson | 3 | 3 | . | 3 | . | . | . | . | . | . | . | . | . |
| 14 | Kezion Dia-Johnson | 5 | 3 | . | 3 | . | . | . | . | . | . | . | 1 | . |
| 47 | Jovoni Borbon | 5 | 1 | 1 | 2 | . | . | . | . | . | . | . | . | . |
| 22 | Nick Hawthorne | 5 | . | 2 | 2 | . | . | . | . | . | . | . | . | . |
| 12 | Brennen Bailey | 5 | 1 | 1 | 2 | . | . | . | . | . | . | . | . | . |
| 55 | Jaden Wiggins | 3 | . | 2 | 2 | . | . | . | . | . | . | . | . | . |
| 2 | Jacquon Gibson | 5 | 1 | . | 1 | . | . | . | . | . | . | . | . | . |
| 56 | Sullivan Weidman | 4 | 1 | . | 1 | . | . | . | . | . | . | . | . | . |
| 88 | John Condakes | 1 | 1 | . | 1 | . | . | . | . | . | . | . | . | . |
| 99 | Derek Morris | 5 | . | . | . | . | . | . | . | . | . | . | . | . |
| | Totals | 5 | 162 | 242 | 404 | 15-56 | 8-43 | 3-86 | 9 | 6 | 2-0 | 2 | 1 | 0 |
| | Opponents | 5 | 134 | 152 | 286 | 38-180 | 15-126 | 4-7 | 23 | 24 | 1-16 | 1 | 1 | 0 |

2025 MASSACHUSETTS FOOTBALL



2025-26 Massachusetts Football Overall Team Statistics All games

Page 1/2
as of Oct 06, 2025

Team Statistics

| | UMASS | OPP |
|----------------------------------|----------------|----------------|
| Scoring | 52 | 179 |
| Points per game | 10.4 | 35.8 |
| Points Off Turnovers | 12 | 21 |
| First Downs | 70 | 125 |
| Rushing | 22 | 52 |
| Passing | 43 | 66 |
| Penalty | 5 | 7 |
| Rushing Yardage | 306 | 958 |
| Yards gained rushing | 469 | 1025 |
| Yards lost rushing | 163 | 67 |
| Rushing attempts | 129 | 196 |
| Average per rush | 2.4 | 4.9 |
| Average per game | 61.2 | 191.6 |
| TDs Rushing | 4 | 9 |
| Passing Yardage | 857 | 1244 |
| Comp-Att-Int | 92-168-4 | 110-162-3 |
| Average per pass | 5.1 | 7.7 |
| Average per catch | 9.3 | 11.3 |
| Average per game | 171.4 | 248.8 |
| TDs Passing | 1 | 14 |
| Total offense | 1163 | 2202 |
| Total plays | 297 | 358 |
| Average per play | 3.9 | 6.2 |
| Average per game | 232.6 | 440.4 |
| Kick returns: #-Yards | 2-78 | 13-324 |
| Punt returns: #-Yards | 4-38 | 11-293 |
| Int returns: #-Yards | 3-86 | 4-7 |
| Kick return average | 39.0 | 24.9 |
| Punt return average | 9.5 | 26.6 |
| Int return average | 28.7 | 1.8 |
| Fumbles-Lost | 2-1 | 6-2 |
| Penalties-Yards | 23-192 | 16-138 |
| Average per game | 38.4 | 27.6 |
| Punts-Yards | 32-1480 | 17-673 |
| Average per punt | 46.3 | 39.6 |
| Net punt average | 38.2 | 38.1 |
| Kickoffs-Yards | 15-910 | 32-1992 |
| Average per kick | 60.7 | 62.3 |
| Net kick average | 37.4 | 38.1 |
| Time of possession / game | 27:43 | 32:33 |
| 3rd-down conversion | 19/66 | 37/68 |
| 3rd-down pct | 29% | 54% |
| 4th-down conversion | 1/7 | 3/4 |

2025 MASSACHUSETTS FOOTBALL



2025-26 Massachusetts Football Overall Team Statistics All games

Page 2/2
as of Oct 06, 2025

| | UMASS | OPP |
|------------------------------------|-------------------|--------------------|
| 4th-down pct | 14% | 75% |
| Sacks by-Yards | 8-43 | 15-126 |
| Misc Yards | 0 | 0 |
| Touchdowns scored | 6 | 24 |
| Field goals - attempts | 4-6 | 4-7 |
| On-Side kicks | 0-0 | 0-0 |
| Red-zone scores | (9-15) 60% | (20-22) 91% |
| Red-zone touchdowns | (5-15) 33% | (17-22) 77% |
| PAT-attempts | (4-6) 67% | (23-24) 96% |
| 2-point conversion-attempts | (0-0) 0% | (0-0) 0% |
| Attendance | 25293 | 126571 |
| Games / Avg per game | 3/8431 | 2/63286 |
| Neutral site games | - | 0/0 |

Score by Periods

| Team | 1st | 2nd | 3rd | 4th | OT | TOT |
|---------------|-----|-----|-----|-----|----|-----|
| Massachusetts | 25 | 21 | 3 | 3 | 0 | 52 |
| Opponents | 41 | 55 | 45 | 38 | 0 | 179 |

2025 MASSACHUSETTS FOOTBALL

2025-26 Massachusetts Football Individual Statistics All games

Page 1/3
as of Oct 06, 2025



Rushing

| Player | gp | att | gain | loss | net | avg | td | lg | avg/g |
|------------------|----------|------------|-------------|------------|------------|------------|----------|-----------|--------------|
| Rocko Griffin | 4 | 35 | 173 | 7 | 166 | 4.7 | 1 | 41 | 41.5 |
| Brandon Hood | 5 | 29 | 80 | 10 | 70 | 2.4 | 1 | 18 | 14.0 |
| Juwaun Price | 5 | 9 | 62 | 0 | 62 | 6.9 | 0 | 27 | 12.4 |
| Elijah Faulkner | 5 | 14 | 30 | 4 | 26 | 1.9 | 0 | 7 | 5.2 |
| Jacquon Gibson | 5 | 3 | 17 | 6 | 11 | 3.7 | 0 | 13 | 2.2 |
| Grant Jordan | 4 | 17 | 66 | 56 | 10 | 0.6 | 2 | 19 | 2.5 |
| Donnie Gray | 5 | 2 | 9 | 1 | 8 | 4.0 | 0 | 9 | 1.6 |
| Brandon Rose | 3 | 12 | 27 | 36 | -9 | -0.8 | 0 | 10 | -3.0 |
| AJ Hairston | 4 | 8 | 5 | 43 | -38 | -4.8 | 0 | 2 | -9.5 |
| Total | 5 | 129 | 469 | 163 | 306 | 2.4 | 4 | 41 | 61.2 |
| Opponents | 5 | 196 | 1025 | 67 | 958 | 4.9 | 9 | 55 | 191.6 |

Passing

| Player | gp | effic | comp-att-int | pct | yds | td | lg | avg/g |
|------------------|----------|--------------|------------------|-------------|-------------|-----------|-----------|--------------|
| Brandon Rose | 3 | 95.5 | 36-61-1 | 59.0 | 289 | 0 | 39 | 96.3 |
| AJ Hairston | 4 | 86.3 | 29-61-2 | 47.5 | 290 | 1 | 24 | 72.5 |
| Grant Jordan | 4 | 105.1 | 27-46-1 | 58.7 | 278 | 0 | 50 | 69.5 |
| Total | 5 | 94.8 | 92-168-4 | 54.8 | 857 | 1 | 50 | 171.4 |
| Opponents | 5 | 157.2 | 110-162-3 | 67.9 | 1244 | 14 | 72 | 248.8 |

Receiving

| Player | gp | no. | yds | avg | td | lg | avg/g |
|------------------|----------|------------|-------------|-------------|-----------|-----------|--------------|
| Jacquon Gibson | 5 | 36 | 358 | 9.9 | 0 | 50 | 71.6 |
| Max Dowling | 5 | 10 | 63 | 6.3 | 1 | 19 | 12.6 |
| Donnie Gray | 5 | 8 | 123 | 15.4 | 0 | 41 | 24.6 |
| Jake McConnachie | 4 | 6 | 62 | 10.3 | 0 | 19 | 15.5 |
| Tyree Kelly | 5 | 6 | 56 | 9.3 | 0 | 15 | 11.2 |
| Kenyon Massey | 4 | 6 | 37 | 6.2 | 0 | 15 | 9.3 |
| Reece Adkins | 5 | 4 | 50 | 12.5 | 0 | 16 | 10.0 |
| T.Y. Harding | 3 | 4 | 30 | 7.5 | 0 | 10 | 10.0 |
| Brandon Hood | 5 | 4 | 39 | 9.8 | 0 | 15 | 7.8 |
| Rocko Griffin | 4 | 3 | 8 | 2.7 | 0 | 8 | 2.0 |
| Dallas Elliott | 5 | 2 | 22 | 11.0 | 0 | 14 | 4.4 |
| Juwaun Price | 5 | 1 | -5 | -5.0 | 0 | 0 | -1.0 |
| Owen Anderson | 5 | 1 | 9 | 9.0 | 0 | 9 | 1.8 |
| Elijah Faulkner | 5 | 1 | 5 | 5.0 | 0 | 5 | 1.0 |
| Total | 5 | 92 | 857 | 9.3 | 1 | 50 | 171.4 |
| Opponents | 5 | 110 | 1244 | 11.3 | 14 | 72 | 248.8 |

Punt Returns

| Player | no. | yds | avg | td | lg |
|---------------------|-----------|------------|-------------|----------|-----------|
| Keziona Dia-Johnson | 1 | 27 | 27.0 | 0 | 27 |
| Samuel Baddoo | 3 | 5 | 1.7 | 0 | 5 |
| Zach Farris | 0 | 6 | 0.0 | 0 | 6 |
| Total | 4 | 38 | 9.5 | 0 | 27 |
| Opponents | 11 | 293 | 26.6 | 1 | 95 |

Interceptions

| Player | no. | yds | avg | td | lg |
|------------------|----------|-----------|-------------|----------|-----------|
| DD Snyder II | 1 | 0 | 0.0 | 0 | 0 |
| Timmy Hinspeter | 1 | 63 | 63.0 | 0 | 63 |
| Tyler Martin | 1 | 23 | 23.0 | 1 | 23 |
| Total | 3 | 86 | 28.7 | 1 | 63 |
| Opponents | 4 | 7 | 1.8 | 0 | 7 |

Kick Returns

| Player | no. | yds | avg | td | lg |
|------------------|-----------|------------|-------------|----------|-----------|
| Jacquon Gibson | 1 | 21 | 21.0 | 0 | 21 |
| TJ Magee | 1 | 57 | 57.0 | 0 | 57 |
| Total | 2 | 78 | 39.0 | 0 | 57 |
| Opponents | 13 | 324 | 24.9 | 0 | 44 |

Fumbles Recovered

| Player | no. | yds | avg | td | lg |
|------------------|----------|-----------|-------------|----------|-----------|
| Timmy Hinspeter | 1 | 0 | 0.0 | 0 | 0 |
| Tyler Martin | 1 | 0 | 0.0 | 0 | 0 |
| Total | 2 | 0 | 0.0 | 0 | 0 |
| Opponents | 1 | 16 | 16.0 | 0 | 16 |

2025 MASSACHUSETTS FOOTBALL

2025-26 Massachusetts Football Individual Statistics All games

Page 2/3
as of Oct 06, 2025



Scoring

| | | | PAT | | | | | | |
|---------------|----|-----|-------|------|-----|------|-----|-----|-----|
| Player | td | fg | kick | rush | rcv | pass | dxp | saf | pts |
| Derek Morris | - | 4-6 | 4-6 | - | - | - | - | - | 16 |
| Grant Jordan | 2 | - | - | - | - | - | - | - | 12 |
| Rocko Griffin | 1 | - | - | - | - | - | - | - | 6 |
| Max Dowling | 1 | - | - | - | - | - | - | - | 6 |
| Tyler Martin | 1 | - | - | - | - | - | - | - | 6 |
| Brandon Hood | 1 | - | - | - | - | - | - | - | 6 |
| Total | 6 | 4-6 | 4-6 | 0 | 0 | 0 | 0 | 0 | 52 |
| Opponents | 24 | 4-7 | 23-24 | 0 | 0 | 0 | 0 | 0 | 179 |

Field Goals

| Player | fg | pct. | 01-19 | 20-29 | 30-39 | 40-49 | 50-99 | lg | blk |
|------------------|------------|-------------|------------|------------|------------|------------|------------|-----------|----------|
| Derek Morris | 4-6 | 66.7 | 0-0 | 1-1 | 1-2 | 1-2 | 1-1 | 53 | 0 |
| Opponents | 4-7 | 57.1 | 0-0 | 2-2 | 1-2 | 0-2 | 1-1 | 54 | 0 |

FG Sequence

| Team Name | Massachusetts | Opponents |
|---------------|---------------|--------------|
| Temple | (40) | |
| Bryant | 38,(25),(53) | (37),47,(25) |
| Iowa | | (54),38,(27) |
| Missouri | | |
| Western Mich. | (36),46 | 48 |

Numbers in (parentheses) indicate field goal was made

Total Offense

| Player | g | plays | rush | pass | total | avg/g |
|------------------|----------|------------|------------|-------------|-------------|--------------|
| Grant Jordan | 4 | 63 | 10 | 278 | 288 | 72.0 |
| Brandon Rose | 3 | 73 | -9 | 289 | 280 | 93.3 |
| AJ Hairston | 4 | 69 | -38 | 290 | 252 | 63.0 |
| Rocko Griffin | 4 | 35 | 166 | 0 | 166 | 41.5 |
| Brandon Hood | 5 | 29 | 70 | 0 | 70 | 14.0 |
| Juwaun Price | 5 | 9 | 62 | 0 | 62 | 12.4 |
| Elijah Faulkner | 5 | 14 | 26 | 0 | 26 | 5.2 |
| Jacquon Gibson | 5 | 3 | 11 | 0 | 11 | 2.2 |
| Donnie Gray | 5 | 2 | 8 | 0 | 8 | 1.6 |
| Total | 5 | 297 | 306 | 857 | 1163 | 232.6 |
| Opponents | 5 | 358 | 958 | 1244 | 2202 | 440.4 |

Punting

| Player | no. | yds | avg | lg | tb | fc | i20 | 50+ | blk |
|------------------|-----------|-------------|-------------|-----------|----------|-----------|-----------|-----------|----------|
| Keegan Andrews | 32 | 1480 | 46.3 | 66 | 0 | 13 | 14 | 11 | 0 |
| Total | 32 | 1480 | 46.3 | 66 | 0 | 13 | 14 | 11 | 0 |
| Opponents | 17 | 673 | 39.6 | 53 | 1 | 3 | 6 | 4 | 1 |

Kickoffs

| Player | no. | yds | avg | tb | ob | retn | net | ydl |
|------------------|-----------|-------------|-------------|-----------|----------|-----------|-------------|-----------|
| Marcus Lye | 15 | 910 | 60.7 | 1 | 0 | | | |
| Total | 15 | 910 | 60.7 | 1 | 0 | 13 | 37.4 | 27 |
| Opponents | 32 | 1992 | 62.3 | 17 | 1 | 2 | 38.1 | 26 |

2025 MASSACHUSETTS FOOTBALL



2025-26 Massachusetts Football Individual Statistics All games

Page 3/3
as of Oct 06, 2025

All Purpose

| Player | g | rush | rcv | pr | kr | ir | total | avg/g |
|--------------------|----------|------------|-------------|------------|------------|-----------|-------------|--------------|
| Jacquon Gibson | 5 | 11 | 358 | 0 | 21 | 0 | 390 | 78.0 |
| Rocko Griffin | 4 | 166 | 8 | 0 | 0 | 0 | 174 | 43.5 |
| Donnie Gray | 5 | 8 | 123 | 0 | 0 | 0 | 131 | 26.2 |
| Brandon Hood | 5 | 70 | 39 | 0 | 0 | 0 | 109 | 21.8 |
| Timmy Hinspeter | 5 | 0 | 0 | 0 | 0 | 63 | 63 | 12.6 |
| Max Dowling | 5 | 0 | 63 | 0 | 0 | 0 | 63 | 12.6 |
| Jake McConnachie | 4 | 0 | 62 | 0 | 0 | 0 | 62 | 15.5 |
| Juwaun Price | 5 | 62 | -5 | 0 | 0 | 0 | 57 | 11.4 |
| TJ Magee | 3 | 0 | 0 | 0 | 57 | 0 | 57 | 19.0 |
| Tyree Kelly | 5 | 0 | 56 | 0 | 0 | 0 | 56 | 11.2 |
| Reece Adkins | 5 | 0 | 50 | 0 | 0 | 0 | 50 | 10.0 |
| Kenyon Massey | 4 | 0 | 37 | 0 | 0 | 0 | 37 | 9.3 |
| Elijah Faulkner | 5 | 26 | 5 | 0 | 0 | 0 | 31 | 6.2 |
| T.Y. Harding | 3 | 0 | 30 | 0 | 0 | 0 | 30 | 10.0 |
| Kezion Dia-Johnson | 5 | 0 | 0 | 27 | 0 | 0 | 27 | 5.4 |
| Tyler Martin | 5 | 0 | 0 | 0 | 0 | 23 | 23 | 4.6 |
| Dallas Elliott | 5 | 0 | 22 | 0 | 0 | 0 | 22 | 4.4 |
| Grant Jordan | 4 | 10 | 0 | 0 | 0 | 0 | 10 | 2.5 |
| Owen Anderson | 5 | 0 | 9 | 0 | 0 | 0 | 9 | 1.8 |
| Zach Farris | 5 | 0 | 0 | 6 | 0 | 0 | 6 | 1.2 |
| Samuel Baddoo | 5 | 0 | 0 | 5 | 0 | 0 | 5 | 1.0 |
| Brandon Rose | 3 | -9 | 0 | 0 | 0 | 0 | -9 | -3.0 |
| AJ Hairston | 4 | -38 | 0 | 0 | 0 | 0 | -38 | -9.5 |
| Total | 5 | 306 | 857 | 38 | 78 | 86 | 1365 | 273.0 |
| Opponents | 5 | 958 | 1244 | 293 | 324 | 7 | 2826 | 565.2 |

2025 MASSACHUSETTS FOOTBALL



2025-26 Massachusetts Football Overall Defense Statistics All games

Page 1/1
as of Oct 06, 2025

Team Defense

| | | | Tackles | | | | Sacks | Pass defense | | | Fumbles | blkd | | |
|---------------|-----------------------|----------|------------|------------|------------|--------------|-------------|--------------|----------|----------|------------|----------|----------|----------|
| ## | Player | gp | ua | a | tot | tfl/yds | no-yds | int-yds | brup | qbh | fr-yds | ff | kick | saf |
| 44 | Timmy Hinspeter | 5 | 18 | 37 | 55 | 4-11 | 2-8 | 1-63 | 1 | . | 1-0 | 1 | . | . |
| 0 | Derrieon Craig | 5 | 19 | 21 | 40 | 0.5-2 | 0.5-2 | . | 1 | 1 | . | . | . | . |
| 5 | Tyler Martin | 5 | 14 | 23 | 37 | . | . | 1-23 | 1 | . | 1-0 | . | . | . |
| 19 | Rashad Henry | 5 | 8 | 18 | 26 | 1.5-4 | . | . | . | . | . | . | . | . |
| 3 | Kendall Bournes | 5 | 11 | 14 | 25 | 0.5-1 | . | . | . | . | . | . | . | . |
| 49 | Shambre Jackson | 5 | 5 | 13 | 18 | 0.5-5 | 0.5-5 | . | . | . | . | . | . | . |
| 16 | Marques White | 5 | 7 | 10 | 17 | 5-19 | 3-17 | . | 2 | 1 | . | 1 | . | . |
| 9 | David Onuoha | 5 | 5 | 11 | 16 | 0.5-2 | 0.5-2 | . | . | 1 | . | . | . | . |
| 6 | Jeremiah McGill | 4 | 11 | 4 | 15 | . | . | . | . | . | . | . | . | . |
| 11 | Tim Grant-Randall | 5 | 4 | 10 | 14 | 2.5-12 | 1.5-9 | . | 1 | 1 | . | . | . | . |
| 1 | Malcolm Greene | 4 | 6 | 7 | 13 | . | . | . | . | . | . | . | . | . |
| 38 | Zeraun Daniel | 2 | 1 | 11 | 12 | . | . | . | . | . | . | . | . | . |
| 24 | Kamren Watkins-Hunter | 3 | 8 | 3 | 11 | . | . | . | . | . | . | . | . | . |
| 29 | Zach Farris | 5 | 3 | 8 | 11 | . | . | . | . | . | . | . | . | . |
| 7 | TJ Magee | 3 | 6 | 3 | 9 | . | . | . | 2 | . | . | . | . | . |
| 91 | Shymell Davis | 5 | 2 | 7 | 9 | . | . | . | . | . | . | . | . | . |
| 20 | Keith Sarkodieh | 4 | 6 | 2 | 8 | . | . | . | . | . | . | . | . | . |
| 10 | Zukudo Igwenagu | 5 | 3 | 4 | 7 | . | . | . | 1 | 1 | . | . | . | . |
| 52 | Dean Shaffer | 5 | 3 | 4 | 7 | . | . | . | . | . | . | . | . | . |
| 90 | Timothy Passmore, Jr. | 5 | 1 | 5 | 6 | . | . | . | . | . | . | . | . | . |
| 54 | Malachi Madison | 4 | 1 | 5 | 6 | . | . | . | . | . | . | . | . | . |
| 4 | DD Snyder II | 2 | 3 | 3 | 6 | . | . | 1-0 | . | . | . | . | . | . |
| 13 | Raheim Sexil | 5 | 3 | 2 | 5 | . | . | . | . | . | . | . | . | . |
| 33 | Erik Hehl | 5 | . | 4 | 4 | . | . | . | . | . | . | . | . | . |
| 27 | Michael Pangaro | 2 | 1 | 3 | 4 | . | . | . | . | 1 | . | . | . | . |
| 97 | Jermaine Wiggins Jr. | 4 | 1 | 2 | 3 | . | . | . | . | . | . | . | . | . |
| 8 | Aquan Robinson | 5 | 1 | 2 | 3 | . | . | . | . | . | . | . | . | . |
| 30 | Donovan Dyson | 3 | 3 | . | 3 | . | . | . | . | . | . | . | . | . |
| 14 | Kezion Dia-Johnson | 5 | 3 | . | 3 | . | . | . | . | . | . | . | 1 | . |
| 22 | Nick Hawthorne | 5 | . | 2 | 2 | . | . | . | . | . | . | . | . | . |
| 55 | Jaden Wiggins | 3 | . | 2 | 2 | . | . | . | . | . | . | . | . | . |
| 12 | Brennen Bailey | 5 | 1 | 1 | 2 | . | . | . | . | . | . | . | . | . |
| 47 | Jovoni Borbon | 5 | 1 | 1 | 2 | . | . | . | . | . | . | . | . | . |
| 56 | Sullivan Weidman | 4 | 1 | . | 1 | . | . | . | . | . | . | . | . | . |
| 2 | Jacquon Gibson | 5 | 1 | . | 1 | . | . | . | . | . | . | . | . | . |
| 88 | John Condakes | 1 | 1 | . | 1 | . | . | . | . | . | . | . | . | . |
| Totals | | 5 | 162 | 242 | 404 | 15-56 | 8-43 | 3-86 | 9 | 6 | 2-0 | 2 | 1 | 0 |
| Opponents | | 5 | 134 | 152 | 286 | 38-180 | 15-126 | 4-7 | 23 | 24 | 1-16 | 1 | 1 | 0 |

2025 MASSACHUSETTS FOOTBALL



2025-26 Massachusetts Football Team Game-by-Game All games

Page 1/1
as of Oct 06, 2025

| Date | Opponent | Rushing | | | | Receiving | | | | Passing | | | | Kick Returns | | | | Punt Returns | | | | tot | | |
|---------------|---------------|---------|-----|----|----|-----------|------|----|----|---------|-----|-----|------|--------------|----|-----|-----|--------------|----|-----|-----|-----|----|------|
| | | no. | yds | td | lg | no. | yds | td | lg | cmp | att | int | yds | td | lg | no. | yds | td | lg | no. | yds | td | lg | off |
| 08/30/2025 | Temple | 22 | 103 | 1 | 41 | 25 | 199 | 0 | 39 | 25 | 40 | 1 | 199 | 0 | 39 | 0 | 0 | 0 | 0 | 0 | 0 | 0 | 0 | 302 |
| 09/06/2025 | Bryant | 35 | 101 | 2 | 19 | 20 | 257 | 0 | 50 | 20 | 32 | 1 | 257 | 0 | 50 | 1 | 57 | 0 | 57 | 2 | 6 | 0 | 5 | 358 |
| 09/13/2025 | at Iowa | 27 | 26 | 1 | 9 | 13 | 93 | 0 | 22 | 13 | 22 | 0 | 93 | 0 | 22 | 0 | 0 | 0 | 0 | 1 | 33 | 0 | 27 | 119 |
| 09/27/2025 | at Missouri | 16 | 19 | 0 | 7 | 14 | 105 | 1 | 24 | 14 | 39 | 1 | 105 | 1 | 24 | 0 | 0 | 0 | 0 | 0 | 0 | 0 | 0 | 124 |
| 10/04/2025 | Western Mich. | 29 | 57 | 0 | 27 | 20 | 203 | 0 | 22 | 20 | 35 | 1 | 203 | 0 | 22 | 1 | 21 | 0 | 21 | 1 | -1 | 0 | 0 | 260 |
| Massachusetts | | 129 | 306 | 4 | 41 | 92 | 857 | 1 | 50 | 92 | 168 | 4 | 857 | 1 | 50 | 2 | 78 | 0 | 57 | 4 | 38 | 0 | 27 | 1163 |
| Opponents | | 196 | 958 | 9 | 55 | 110 | 1244 | 14 | 72 | 110 | 162 | 3 | 1244 | 14 | 72 | 13 | 324 | 0 | 44 | 11 | 293 | 1 | 95 | 2202 |

Massachusetts Averages

| Games | Avg/ rush | Avg/ catch | Pass effic | KR avg | PR avg | All purpose avg/game | Total offense avg/game |
|-------|-----------|------------|------------|--------|--------|----------------------|------------------------|
| 5 | 2.4 | 9.3 | 94.8 | 39.0 | 9.5 | 273.0 | 232.6 |

| Date | Opponent | Tackles | | | Sacks | | Fumble | | Pass Defense | | | blkd | PAT attempts | | | off | | |
|----------------------|---------------|------------|------------|------------|-----------------|---------------|----------|-------------|--------------|-----------|-----------|----------|--------------|----------|----------|----------|-----------|------------|
| | | ua | a | total | tfl-yds | no-yds | ff | fr-yds | int-yds | qbh | brup | kick | kick | rush | rcv | saf | t/o | pts |
| 08/30/2025 | Temple | 30 | 42 | 72 | 2.0-3 | 0-0 | 0 | 0-0 | 0-0 | 0 | 3 | 0 | 1-1 | 0 | 0 | 0 | 0 | 10 |
| 09/06/2025 | Bryant | 25 | 38 | 63 | 3.0-15 | 2-12 | 0 | 0-0 | 2-23 | 2 | 6 | 0 | 2-3 | 0 | 0 | 0 | 6 | 26 |
| 09/13/2025 | at Iowa | 43 | 28 | 71 | 3.0-12 | 2-11 | 1 | 0-0 | 0-0 | 2 | 0 | 1 | 1-1 | 0 | 0 | 0 | 0 | 7 |
| 09/27/2025 | at Missouri | 38 | 72 | 110 | 6.0-22 | 4-20 | 0 | 0-0 | 1-63 | 1 | 0 | 0 | 0-1 | 0 | 0 | 0 | 6 | 6 |
| 10/04/2025 | Western Mich. | 26 | 62 | 88 | 1.0-4 | 0-0 | 1 | 2-0 | 0-0 | 1 | 0 | 0 | 0-0 | 0 | 0 | 0 | 0 | 3 |
| Massachusetts | | 162 | 242 | 404 | 15.0-56 | 8-43 | 2 | 2-0 | 3-86 | 6 | 9 | 1 | 4-6 | 0 | 0 | 0 | 12 | 52 |
| Opponents | | 134 | 152 | 286 | 38.0-180 | 15-126 | 1 | 1-16 | 4-7 | 24 | 23 | 1 | 23-24 | 0 | 0 | 0 | 21 | 179 |

| Date | Opponent | Punting | | | | | | | | | | Field Goals | | | Kickoffs | | | |
|----------------------|---------------|-----------|-------------|-------------|-----------|----------|----------|-----------|-----------|-----------|------------|-------------|----------|-----------|-------------|-------------|-----------|----------|
| | | no. | yds | avg | long | blkd | tb | fc | 50+ | i20 | md-att | long | blkd | no. | yds | avg | tb | ob |
| 08/30/2025 | Temple | 4 | 228 | 57.0 | 66 | 0 | 0 | 2 | 4 | 3 | 1-1 | 40 | 0 | 3 | 183 | 61.0 | 0 | 0 |
| 09/06/2025 | Bryant | 5 | 223 | 44.6 | 64 | 0 | 0 | 3 | 2 | 5 | 2-3 | 53 | 0 | 6 | 388 | 64.7 | 1 | 0 |
| 09/13/2025 | at Iowa | 7 | 308 | 44.0 | 59 | 0 | 0 | 0 | 2 | 0 | 0-0 | 0 | 0 | 2 | 120 | 60.0 | 0 | 0 |
| 09/27/2025 | at Missouri | 10 | 439 | 43.9 | 58 | 0 | 0 | 6 | 2 | 4 | 0-0 | 0 | 0 | 2 | 93 | 46.5 | 0 | 0 |
| 10/04/2025 | Western Mich. | 6 | 282 | 47.0 | 54 | 0 | 0 | 2 | 1 | 2 | 1-2 | 36 | 0 | 2 | 126 | 63.0 | 0 | 0 |
| Massachusetts | | 32 | 1480 | 46.3 | 66 | 0 | 0 | 13 | 11 | 14 | 4-6 | 53 | 0 | 15 | 910 | 60.7 | 1 | 0 |
| Opponents | | 17 | 673 | 39.6 | 53 | 1 | 1 | 3 | 4 | 6 | 4-7 | 54 | 0 | 32 | 1992 | 62.3 | 17 | 1 |

2025 MASSACHUSETTS FOOTBALL



2025-26 Massachusetts Football
Red-Zone Results
All games

Page 1/1
as of Oct 06, 2025

Massachusetts Inside Opponent Red-Zone

| Date | Opponent | Score | Times | Times | Total | Rush | Pass | FGs | Failed to score inside RZ | | | | | | |
|-------------------------------|---------------|---------|-----------|----------|-----------|----------|----------|----------|---------------------------|----------|----------|----------|----------|----------|----------|
| | | | In RZ | Scored | Pts | TDs | TDs | TDs | Made | FGA | Down | Int | Fumb | Half | Game |
| 08/30/2025 | Temple | L 10-42 | 4 | 2 | 10 | 1 | 1 | 0 | 1 | 1 | 1 | 1 | 0 | 0 | 0 |
| 09/06/2025 | Bryant | L 26-27 | 5 | 4 | 20 | 2 | 2 | 0 | 2 | 3 | 0 | 0 | 0 | 0 | 0 |
| 09/13/2025 | at Iowa | L 7-47 | 1 | 1 | 7 | 1 | 1 | 0 | 0 | 0 | 0 | 0 | 0 | 0 | 0 |
| 09/27/2025 | at Missouri | L 6-42 | 1 | 1 | 6 | 1 | 0 | 1 | 0 | 0 | 0 | 0 | 0 | 0 | 0 |
| 10/04/2025 | Western Mich. | L 3-21 | 4 | 1 | 3 | 0 | 0 | 0 | 1 | 1 | 2 | 1 | 0 | 0 | 0 |
| Totals 9 of 15 (60.0%) | | | 15 | 9 | 46 | 5 | 4 | 1 | 4 | 5 | 3 | 2 | 0 | 0 | 0 |

Opponents Inside Massachusetts Red-Zone

| Date | Opponent | Score | Times | Times | Total | Rush | Pass | FGs | Failed to score inside RZ | | | | | | |
|--------------------------------|---------------|---------|-----------|-----------|------------|-----------|----------|----------|---------------------------|----------|----------|----------|----------|----------|----------|
| | | | In RZ | Scored | Pts | TDs | TDs | TDs | Made | FGA | Down | Int | Fumb | Half | Game |
| 08/30/2025 | Temple | L 10-42 | 3 | 3 | 21 | 3 | 0 | 3 | 0 | 0 | 0 | 0 | 0 | 0 | 0 |
| 09/06/2025 | Bryant | L 26-27 | 3 | 3 | 13 | 1 | 0 | 1 | 2 | 2 | 0 | 0 | 0 | 0 | 0 |
| 09/13/2025 | Iowa | L 7-47 | 8 | 6 | 37 | 5 | 2 | 3 | 1 | 2 | 1 | 0 | 0 | 0 | 0 |
| 09/27/2025 | Missouri | L 6-42 | 6 | 6 | 42 | 6 | 5 | 1 | 0 | 0 | 0 | 0 | 0 | 0 | 0 |
| 10/04/2025 | Western Mich. | L 3-21 | 2 | 2 | 14 | 2 | 1 | 1 | 0 | 0 | 0 | 0 | 0 | 0 | 0 |
| Totals 20 of 22 (90.9%) | | | 22 | 20 | 127 | 17 | 8 | 9 | 3 | 4 | 1 | 0 | 0 | 0 | 0 |

2025 MASSACHUSETTS FOOTBALL



2025-26 Massachusetts Football
By Quarter Statistics
All games

Page 1/1
as of Oct 06, 2025

3rd-Down Conversions

| Date | Opponent | Score | Overall | 1st Qtr | 2nd Qtr | 3rd Qtr | 4th Qtr | Overtime |
|----------------------|---------------|---------|-------------------|------------------|------------------|------------------|-------------------|----------------|
| 08/30/2025 | Temple | L 10-42 | 3-11 27.3 | 1-3 33.3 | 1-5 20.0 | 0-0 0.0 | 1-3 33.3 | 0-0 0.0 |
| 09/06/2025 | Bryant | L 26-27 | 7-15 46.7 | 2-4 50.0 | 3-3 100.0 | 0-3 0.0 | 2-5 40.0 | 0-0 0.0 |
| 09/13/2025 | at Iowa | L 7-47 | 0-10 0.0 | 0-3 0.0 | 0-2 0.0 | 0-3 0.0 | 0-2 0.0 | 0-0 0.0 |
| 09/27/2025 | at Missouri | L 6-42 | 4-15 26.7 | 0-2 0.0 | 2-5 40.0 | 0-4 0.0 | 2-4 50.0 | 0-0 0.0 |
| 10/04/2025 | Western Mich. | L 3-21 | 5-15 33.3 | 2-4 50.0 | 2-5 40.0 | 0-3 0.0 | 1-3 33.3 | 0-0 0.0 |
| Massachusetts | | | 19-66 28.8 | 5-16 31.3 | 8-20 40.0 | 0-13 0.0 | 6-17 35.3 | 0-0 0.0 |
| Opponents | | | 37-68 54.4 | 8-16 50.0 | 9-18 50.0 | 8-16 50.0 | 12-18 66.7 | 0-0 0.0 |

4th-Down Conversions

| Date | Opponent | Score | Overall | 1st Qtr | 2nd Qtr | 3rd Qtr | 4th Qtr | Overtime |
|----------------------|---------------|---------|-----------------|------------------|------------------|------------------|-----------------|----------------|
| 08/30/2025 | Temple | L 10-42 | 1-3 33.3 | 1-1 100.0 | 0-1 0.0 | 0-0 0.0 | 0-1 0.0 | 0-0 0.0 |
| 09/06/2025 | Bryant | L 26-27 | 0-0 0.0 | 0-0 0.0 | 0-0 0.0 | 0-0 0.0 | 0-0 0.0 | 0-0 0.0 |
| 09/13/2025 | at Iowa | L 7-47 | 0-2 0.0 | 0-0 0.0 | 0-1 0.0 | 0-1 0.0 | 0-0 0.0 | 0-0 0.0 |
| 09/27/2025 | at Missouri | L 6-42 | 0-0 0.0 | 0-0 0.0 | 0-0 0.0 | 0-0 0.0 | 0-0 0.0 | 0-0 0.0 |
| 10/04/2025 | Western Mich. | L 3-21 | 0-2 0.0 | 0-0 0.0 | 0-0 0.0 | 0-0 0.0 | 0-2 0.0 | 0-0 0.0 |
| Massachusetts | | | 1-7 14.3 | 1-1 100.0 | 0-2 0.0 | 0-1 0.0 | 0-3 0.0 | 0-0 0.0 |
| Opponents | | | 3-4 75.0 | 0-0 0.0 | 1-1 100.0 | 1-1 100.0 | 1-2 50.0 | 0-0 0.0 |

Time of Possession

| Date | Opponent | Score | Overall | 1st Qtr | 2nd Qtr | 3rd Qtr | 4th Qtr | Overtime |
|----------------------|---------------|---------|---------------------|--------------|--------------|--------------|--------------|--------------|
| 08/30/2025 | Temple | L 10-42 | 26:14 | 07:26 | 09:23 | 04:49 | 04:36 | 00:00 |
| 09/06/2025 | Bryant | L 26-27 | 35:35 | 06:05 | 09:19 | 11:00 | 09:11 | 00:00 |
| 09/13/2025 | at Iowa | L 7-47 | 27:56 | 06:08 | 09:40 | 06:40 | 05:28 | 00:00 |
| 09/27/2025 | at Missouri | L 6-42 | 21:17 | 04:18 | 06:27 | 03:31 | 07:01 | 00:00 |
| 10/04/2025 | Western Mich. | L 3-21 | 27:34 | 06:07 | 09:28 | 04:41 | 07:18 | 00:00 |
| Massachusetts | | | Total 138:36 | 30:04 | 44:17 | 30:41 | 33:34 | 00:00 |
| | | | Avg. 27:43 | 06:01 | 08:51 | 06:08 | 06:43 | 00:00 |
| Opponents | | | Total 162:45 | 37:55 | 37:44 | 38:23 | 48:43 | 00:00 |
| | | | Avg. 32:33 | 07:35 | 07:33 | 07:41 | 09:45 | 00:00 |

2025 MASSACHUSETTS FOOTBALL



2025-26 Massachusetts Football
Passing Game-by-Game
All games

Page 1/1
as of Oct 06, 2025

| #1 Brandon Rose | Comp | Att | Int | Pct | Yards | TD | Long | Sacked | Effic. |
|-----------------|-----------|-----------|----------|-------------|------------|----------|-----------|-------------|-------------|
| Temple | 23 | 38 | 1 | 60.5 | 193 | 0 | 39 | 2-17 | 97.9 |
| Bryant | 4 | 6 | 0 | 66.7 | 24 | 0 | 14 | 0-0 | 100.3 |
| Western Mich. | 9 | 17 | 0 | 52.9 | 72 | 0 | 22 | 2-16 | 88.5 |
| Totals | 36 | 61 | 1 | 59.0 | 289 | 0 | 39 | 4-33 | 95.5 |

| #8 AJ Hairston | Comp | Att | Int | Pct | Yards | TD | Long | Sacked | Effic. |
|----------------|-----------|-----------|----------|-------------|------------|----------|-----------|-------------|-------------|
| Bryant | 3 | 4 | 0 | 75.0 | 28 | 0 | 16 | 0-0 | 133.8 |
| Iowa | 4 | 8 | 0 | 50.0 | 56 | 0 | 22 | 0-0 | 108.8 |
| Missouri | 11 | 31 | 1 | 35.5 | 75 | 1 | 24 | 1-15 | 60.0 |
| Western Mich. | 11 | 18 | 1 | 61.1 | 131 | 0 | 19 | 3-28 | 111.1 |
| Totals | 29 | 61 | 2 | 47.5 | 290 | 1 | 24 | 4-43 | 86.3 |

| #9 Grant Jordan | Comp | Att | Int | Pct | Yards | TD | Long | Sacked | Effic. |
|-----------------|-----------|-----------|----------|-------------|------------|----------|-----------|-------------|--------------|
| Temple | 2 | 2 | 0 | 100.0 | 6 | 0 | 4 | 0-0 | 125.2 |
| Bryant | 13 | 22 | 1 | 59.1 | 205 | 0 | 50 | 2-19 | 128.3 |
| Iowa | 9 | 14 | 0 | 64.3 | 37 | 0 | 8 | 5-31 | 86.5 |
| Missouri | 3 | 8 | 0 | 37.5 | 30 | 0 | 13 | 0-0 | 69.0 |
| Totals | 27 | 46 | 1 | 58.7 | 278 | 0 | 50 | 7-50 | 105.1 |

2025 MASSACHUSETTS FOOTBALL



2025-26 Massachusetts Football Rushing/Receiving Game-by-Game All games

Page 1/1
as of Oct 06, 2025

Rushing

| Player | No-Yds/TD | Temple | BRY | Iowa | MO | WMU |
|-----------------|-----------|---------|---------|---------|---------|---------|
| Rocko Griffin | 35-166/1 | 10-94/1 | 10-20/0 | 10-28/0 | 5-24/0 | DNP |
| Brandon Hood | 29-70/1 | 2-5/0 | 11-39/1 | 3--2/0 | 6-6/0 | 7-22/0 |
| Grant Jordan | 17-10/2 | - | 9-28/1 | 8--18/1 | - | DNP |
| Elijah Faulkner | 14-26/0 | 1-3/0 | - | 4-7/0 | 2-2/0 | 7-14/0 |
| Brandon Rose | 12--9/0 | 8--1/0 | - | DNP | DNP | 4--8/0 |
| Juwaun Price | 9-62/0 | 1-2/0 | 1-3/0 | - | 1-3/0 | 6-54/0 |
| AJ Hairston | 8--38/0 | DNP | 1-0/0 | 1-2/0 | 1--15/0 | 5--25/0 |
| Jacquon Gibson | 3-11/0 | - | 3-11/0 | - | - | - |
| Donnie Gray | 2-8/0 | - | - | 1-9/0 | 1--1/0 | - |

Receiving

| Player | No-Yds/TD | Temple | BRY | Iowa | MO | WMU |
|------------------|-----------|----------|--------|--------|--------|--------|
| Jacquon Gibson | 36-358/0 | 12-132/0 | 7-89/0 | 5-37/0 | 6-30/0 | 6-70/0 |
| Max Dowling | 10-63/1 | - | 3-36/0 | 2-6/0 | 2-14/1 | 3-7/0 |
| Donnie Gray | 8-123/0 | 1-5/0 | 2-55/0 | 2-27/0 | 2-28/0 | 1-8/0 |
| Jake McConnachie | 6-62/0 | 3-16/0 | 1-15/0 | DNP | - | 2-31/0 |
| Tyree Kelly | 6-56/0 | 1-15/0 | 3-31/0 | 1-6/0 | 1-4/0 | - |
| Kenyon Massey | 6-37/0 | 2-6/0 | DNP | - | - | 4-31/0 |
| Reece Adkins | 4-50/0 | - | 2-20/0 | - | 1-15/0 | 1-15/0 |
| Brandon Hood | 4-39/0 | 1-0/0 | 1-12/0 | - | - | 2-27/0 |
| T.Y. Harding | 4-30/0 | 4-30/0 | - | - | DNP | DNP |
| Rocko Griffin | 3-8/0 | - | 1--1/0 | 2-9/0 | - | DNP |
| Dallas Elliott | 2-22/0 | - | - | 1-8/0 | - | 1-14/0 |
| Owen Anderson | 1-9/0 | - | - | - | 1-9/0 | - |
| Elijah Faulkner | 1-5/0 | - | - | - | 1-5/0 | - |
| Juwaun Price | 1--5/0 | 1--5/0 | - | - | - | - |

2025 MASSACHUSETTS FOOTBALL



2025-26 Massachusetts Football
Returns Game-by-Game
All games

Page 1/1
as of Oct 06, 2025

Punt Returns

| Player | No-Yds | Temple | BRY | Iowa | MO | WMU |
|--------------------|--------|--------|-----|------|----|------|
| Samuel Baddoo | 3-5 | - | 2-6 | - | - | 1--1 |
| Kezion Dia-Johnson | 1-27 | - | - | 1-27 | - | - |

Kick Returns

| Player | No-Yds | Temple | BRY | Iowa | MO | WMU |
|----------------|--------|--------|------|------|-----|------|
| TJ Magee | 1-57 | - | 1-57 | - | DNP | DNP |
| Jacquon Gibson | 1-21 | - | - | - | - | 1-21 |

Interceptions Returns

| Player | No-Yds | Temple | BRY | Iowa | MO | WMU |
|-----------------|--------|--------|------|------|------|-----|
| Timmy Hinspeter | 1-63 | - | - | - | 1-63 | - |
| Tyler Martin | 1-23 | - | 1-23 | - | - | - |
| DD Snyder II | 1-0 | DNP | 1-0 | - | DNP | DNP |

Fumble Returns

| Player | No-Yds | Temple | BRY | Iowa | MO | WMU |
|-----------------|--------|--------|-----|------|----|-----|
| Tyler Martin | 1-0 | - | - | - | - | 1-0 |
| Timmy Hinspeter | 1-0 | - | - | - | - | 1-0 |

2025 MASSACHUSETTS FOOTBALL



2025-26 Massachusetts Football Total Tackles Game-by-Game All games

Page 1/1
as of Oct 06, 2025

Total Tackles

| Player | S-A | Total | Temple | BRY | Iowa | MO | WMU |
|-----------------------|-------|-------|--------|-----|------|------|-----|
| Timmy Hinspeter | 18-37 | 55 | 1-6 | 1-8 | 3-5 | 5-12 | 8-6 |
| Derrieon Craig | 19-21 | 40 | 5-3 | 5-4 | 5-1 | 4-7 | 0-6 |
| Tyler Martin | 14-23 | 37 | 3-3 | 5-4 | 1-3 | 3-5 | 2-8 |
| Rashad Henry | 8-18 | 26 | 2-2 | - | 3-2 | 2-6 | 1-8 |
| Kendall Bournes | 11-14 | 25 | 1-4 | 0-3 | 3-4 | 5-2 | 2-1 |
| Shambre Jackson | 5-13 | 18 | 3-2 | 1-2 | 0-1 | 0-7 | 1-1 |
| Marques White | 7-10 | 17 | 1-0 | 1-1 | 3-0 | 1-6 | 1-3 |
| David Onuoha | 5-11 | 16 | 3-4 | 0-1 | 1-0 | 1-1 | 0-5 |
| Jeremiah McGill | 11-4 | 15 | 5-1 | 5-2 | 1-0 | DNP | 0-1 |
| Tim Grant-Randall | 4-10 | 14 | 1-1 | 1-3 | 1-2 | 0-2 | 1-2 |
| Malcolm Greene | 6-7 | 13 | 0-1 | DNP | 1-0 | 2-2 | 3-4 |
| Zeraun Daniel | 1-11 | 12 | 0-2 | DNP | DNP | DNP | 1-9 |
| Kamren Watkins-Hunter | 8-3 | 11 | DNP | DNP | - | 6-1 | 2-2 |
| Zach Farris | 3-8 | 11 | 0-1 | - | 2-0 | 1-6 | 0-1 |
| TJ Magee | 6-3 | 9 | 2-2 | 2-0 | 2-1 | DNP | DNP |
| Shymell Davis | 2-7 | 9 | 0-2 | 1-1 | 1-1 | 0-1 | 0-2 |
| Keith Sarkodieh | 6-2 | 8 | 0-1 | 1-0 | 5-1 | DNP | - |
| Zukudo Igwenagu | 3-4 | 7 | - | 0-1 | 1-0 | 1-3 | 1-0 |
| Dean Shaffer | 3-4 | 7 | 1-2 | 1-1 | 1-1 | - | - |
| DD Snyder II | 3-3 | 6 | DNP | 0-3 | 3-0 | DNP | DNP |
| Malachi Madison | 1-5 | 6 | 0-1 | 0-2 | 1-1 | 0-1 | DNP |
| Timothy Passmore, Jr. | 1-5 | 6 | 0-2 | 0-1 | 1-1 | - | 0-1 |
| Raheim Sexil | 3-2 | 5 | - | - | 0-1 | 3-1 | - |
| Michael Pangaro | 1-3 | 4 | DNP | DNP | 0-1 | 1-2 | DNP |
| Erik Hehl | 0-4 | 4 | - | - | 0-1 | 0-2 | 0-1 |
| Kezion Dia-Johnson | 3-0 | 3 | 1-0 | 1-0 | - | - | 1-0 |
| Donovan Dyson | 3-0 | 3 | DNP | DNP | 2-0 | 1-0 | - |
| Aquan Robinson | 1-2 | 3 | 0-1 | - | - | - | 1-1 |
| Jermaine Wiggins Jr. | 1-2 | 3 | 0-1 | - | 1-0 | 0-1 | DNP |
| Brennen Bailey | 1-1 | 2 | - | 0-1 | - | 1-0 | - |
| Jovoni Borbon | 1-1 | 2 | - | - | - | 0-1 | 1-0 |
| Nick Hawthorne | 0-2 | 2 | - | - | - | 0-2 | - |
| Jaden Wiggins | 0-2 | 2 | - | DNP | 0-1 | 0-1 | DNP |
| Jacquon Gibson | 1-0 | 1 | - | - | - | 1-0 | - |
| Sullivan Weidman | 1-0 | 1 | 1-0 | DNP | - | - | - |
| John Condakes | 1-0 | 1 | DNP | DNP | 1-0 | DNP | DNP |

2025 MASSACHUSETTS FOOTBALL



2025-26 Massachusetts Football Tackles For Loss Game-by-Game All games

Page 1/1
as of Oct 06, 2025

| Player | UA-A | Total | Temple | BRY | Iowa | MO | WMU |
|-------------------|------|-------|--------|-------|-------|-------|-------|
| Marques White | 4-2 | 5.0 | 1.0-1 | 1.0-5 | 2.0-5 | 1.0-8 | - |
| Timmy Hinspeter | 2-4 | 4.0 | 0.5-1 | 0.5-2 | 1.0-7 | 2.0-1 | - |
| Tim Grant-Randall | 1-3 | 2.5 | - | 1.5-8 | - | 0.5-2 | 0.5-2 |
| Rashad Henry | 0-3 | 1.5 | - | - | - | 1.0-2 | 0.5-2 |
| Derrieon Craig | 0-1 | 0.5 | - | - | - | 0.5-2 | - |
| Kendall Bournes | 0-1 | 0.5 | 0.5-1 | - | - | - | - |
| David Onuoha | 0-1 | 0.5 | - | - | - | 0.5-2 | - |
| Shambre Jackson | 0-1 | 0.5 | - | - | - | 0.5-5 | - |

2025 MASSACHUSETTS FOOTBALL



2025-26 Massachusetts Football Fumbles Game-by-Game All games

Page 1/1
as of Oct 06, 2025

Fumbles

| Player | No-Lost | Temple | BRY | Iowa | MO | WMU |
|--------------|---------|--------|-----|------|-----|-----|
| Brandon Rose | 1-1 | 1-1 | - | DNP | DNP | - |

Fumbles Forced

| Player | Number | Temple | BRY | Iowa | MO | WMU |
|-----------------|--------|--------|-----|------|----|-----|
| Marques White | 1 | - | - | 1 | - | - |
| Timmy Hinspeter | 1 | - | - | - | - | 1 |

Fumbles Recovered

| Player | Number | Temple | BRY | Iowa | MO | WMU |
|-----------------|--------|--------|-----|------|----|-----|
| Tyler Martin | 1 | - | - | - | - | 1 |
| Timmy Hinspeter | 1 | - | - | - | - | 1 |

2025 MASSACHUSETTS FOOTBALL



2025-26 Massachusetts Football Sacks Game-by-Game All games

Page 1/1
as of Oct 06, 2025

| Player | UA-A | Total | Temple | BRY | Iowa | MO | WMU |
|-------------------|------|-------|--------|-----|------|-------|-----|
| Marques White | 2-2 | 3 | - | 1-5 | 1-4 | 1-8 | - |
| Timmy Hinspeter | 2-0 | 2 | - | - | 1-7 | 1-1 | - |
| Tim Grant-Randall | 1-1 | 1.5 | - | 1-7 | - | 0.5-2 | - |
| Derrieon Craig | 0-1 | 0.5 | - | - | - | 0.5-2 | - |
| David Onuoha | 0-1 | 0.5 | - | - | - | 0.5-2 | - |
| Shambre Jackson | 0-1 | 0.5 | - | - | - | 0.5-5 | - |

2025 MASSACHUSETTS FOOTBALL

2025-26 Massachusetts Football Individual Game Highs All games

Page 1/1
as of Oct 06, 2025



Massachusetts - Individual Game Highs

| | | |
|----------------------------|----------------------------|--|
| RUSHES | 11 | Brandon Hood vs Bryant (09/06/2025) |
| YARDS RUSHING | 94 | Rocko Griffin vs Temple (08/30/2025) |
| TD RUSHES | 1 1 1 1 | Grant Jordan at Iowa (09/13/2025) Grant Jordan vs Bryant (09/06/2025) Brandon Hood vs Bryant (09/06/2025) Rocko Griffin vs Temple (08/30/2025) |
| LONG RUSH | 41 | Rocko Griffin vs Temple (08/30/2025) |
| PASS ATTEMPTS | 38 | Brandon Rose vs Temple (08/30/2025) |
| PASS COMPLETIONS | 23 | Brandon Rose vs Temple (08/30/2025) |
| YARDS PASSING | 205 | Grant Jordan vs Bryant (09/06/2025) |
| TD PASSES | 1 | AJ Hairston at Missouri (09/27/2025) |
| LONG PASS | 50 | Grant Jordan vs Bryant (09/06/2025) |
| RECEPTIONS | 12 | Jacquon Gibson vs Temple (08/30/2025) |
| YARDS RECEIVING | 132 | Jacquon Gibson vs Temple (08/30/2025) |
| TD RECEPTIONS | 1 | Max Dowling at Missouri (09/27/2025) |
| LONG RECEPTION | 50 | Jacquon Gibson vs Bryant (09/06/2025) |
| PUNTS | 10 | Keegan Andrews at Missouri (09/27/2025) |
| PUNTING AVG | 57.0 | Keegan Andrews vs Temple (08/30/2025) |
| LONG PUNT | 66 | Keegan Andrews vs Temple (08/30/2025) |
| PUNTS INSIDE 20 | 5 | Keegan Andrews vs Bryant (09/06/2025) |
| LONG PUNT RETURN | 27 | Kezion Dia-Johnson at Iowa (09/13/2025) |
| LONG KICKOFF RETURN | 57 | TJ Magee vs Bryant (09/06/2025) |
| TACKLES | 17 | Timmy Hinspeter at Missouri (09/27/2025) |
| SACKS | 1 1 1 1 1 1 | Marques White at Missouri (09/27/2025) Timmy Hinspeter at Missouri (09/27/2025) Marques White at Iowa (09/13/2025) Timmy Hinspeter at Iowa (09/13/2025) Marques White vs Bryant (09/06/2025) Tim Grant-Randall vs Bryant (09/06/2025) |
| TACKLES FOR LOSS | 2 2 | Timmy Hinspeter at Missouri (09/27/2025) Marques White at Iowa (09/13/2025) |

2025 MASSACHUSETTS FOOTBALL



2025-26 Massachusetts Football Team Game Highs All games

Page 1/1
as of Oct 06, 2025

Massachusetts - Game Highs

| | | |
|------------------|------|--------------------------|
| RUSHES | 35 | Bryant (09/06/2025) |
| YARDS RUSHING | 103 | Temple (08/30/2025) |
| YARDS PER RUSH | 4.7 | Temple (08/30/2025) |
| TD RUSHES | 2 | Bryant (09/06/2025) |
| PASS ATTEMPTS | 40 | Temple (08/30/2025) |
| PASS COMPLETIONS | 25 | Temple (08/30/2025) |
| YARDS PASSING | 257 | Bryant (09/06/2025) |
| YARDS PER PASS | 8.0 | Bryant (09/06/2025) |
| TD PASSES | 1 | at Missouri (09/27/2025) |
| TOTAL PLAYS | 67 | Bryant (09/06/2025) |
| TOTAL OFFENSE | 358 | Bryant (09/06/2025) |
| YARDS PER PLAY | 5.3 | Bryant (09/06/2025) |
| POINTS | 26 | Bryant (09/06/2025) |
| SACKS BY | 4 | at Missouri (09/27/2025) |
| FIRST DOWNS | 21 | Bryant (09/06/2025) |
| PENALTIES | 9 | Bryant (09/06/2025) |
| PENALTY YARDS | 98 | Bryant (09/06/2025) |
| TURNOVERS | 2 | Temple (08/30/2025) |
| PUNTS | 10 | at Missouri (09/27/2025) |
| PUNTING AVG | 57.0 | Temple (08/30/2025) |
| LONG PUNT | 66 | Temple (08/30/2025) |
| PUNTS INSIDE 20 | 5 | Bryant (09/06/2025) |
| LONG PUNT RETURN | 27 | at Iowa (09/13/2025) |

2025 MASSACHUSETTS FOOTBALL



2025-26 Massachusetts Football Opponent Individual Match Highs All games

Page 1/1
as of Oct 06, 2025

Opponent - Individual Game Highs

| | | |
|----------------------------|------------------|--|
| RUSHES | 24 | Ahmad Hardy at Missouri (09/27/2025) |
| YARDS RUSHING | 130 | Ahmad Hardy at Missouri (09/27/2025) |
| TD RUSHES | 3 | Ahmad Hardy at Missouri (09/27/2025) |
| LONG RUSH | 55 | Jay Ducker vs Temple (08/30/2025) |
| PASS ATTEMPTS | 44 | Brennan Myer vs Bryant (09/06/2025) |
| PASS COMPLETIONS | 26 | Beau Pribula at Missouri (09/27/2025) |
| YARDS PASSING | 318 | Brennan Myer vs Bryant (09/06/2025) |
| TD PASSES | 6 | Evan Simon vs Temple (08/30/2025) |
| LONG PASS | 72 | Brennan Myer vs Bryant (09/06/2025) |
| RECEPTIONS | 12 | Kevin Coleman Jr. at Missouri (09/27/2025) |
| YARDS RECEIVING | 108 | Kevin Coleman Jr. at Missouri (09/27/2025) |
| TD RECEPTIONS | 2 2 2 2 | Seth Anderson at Iowa (09/13/2025) Zyheem Collick vs Bryant (09/06/2025) Peter Clarke vs Temple (08/30/2025) Ryder Kusch vs Temple (08/30/2025) |
| LONG RECEPTION | 72 | Zyheem Collick vs Bryant (09/06/2025) |
| FIELD GOALS | 2 2 | Drew Stevens at Iowa (09/13/2025) Bryce Soli vs Bryant (09/06/2025) |
| LONG FIELD GOALS | 54 | Drew Stevens at Iowa (09/13/2025) |
| PUNTS | 4 4 4 | Ryan Millmore vs Western Mich. (10/04/2025) Connor Weselman at Missouri (09/27/2025) Kristian Karoglan vs Bryant (09/06/2025) |
| PUNTING AVG | 46.3 | Kristian Karoglan vs Bryant (09/06/2025) |
| LONG PUNT | 53 53 | Connor Weselman at Missouri (09/27/2025) Kristian Karoglan vs Bryant (09/06/2025) |
| PUNTS INSIDE 20 | 2 2 | Ryan Millmore vs Western Mich. (10/04/2025) Connor Weselman at Missouri (09/27/2025) |
| LONG PUNT RETURN | 95 | Kaden Wetjen at Iowa (09/13/2025) |
| LONG KICKOFF RETURN | 44 | DaMarion Fowlkes at Missouri (09/27/2025) |
| TACKLES | 14 | Brandon Perkins vs Bryant (09/06/2025) |
| SACKS | 2 2 | Nadame Tucker vs Western Mich. (10/04/2025) Max Llewellyn at Iowa (09/13/2025) |
| TACKLES FOR LOSS | 2.5 | Max Llewellyn at Iowa (09/13/2025) |
| INTERCEPTIONS | 1 1 1 1 | Domanick Moon vs Western Mich. (10/04/2025) Santana Banner at Missouri (09/27/2025) Azarel Juste vs Bryant (09/06/2025) Ben Osueke vs Temple (08/30/2025) |

2025 MASSACHUSETTS FOOTBALL



2025-26 Massachusetts Football Opponent Match Highs All games

Page 1/1
as of Oct 06, 2025

Opponent - Game Highs

| | | |
|------------------|------|----------------------------|
| RUSHES | 52 | at Missouri (09/27/2025) |
| YARDS RUSHING | 268 | at Missouri (09/27/2025) |
| YARDS PER RUSH | 5.2 | Western Mich. (10/04/2025) |
| TD RUSHES | 5 | at Missouri (09/27/2025) |
| PASS ATTEMPTS | 45 | Bryant (09/06/2025) |
| PASS COMPLETIONS | 27 | at Missouri (09/27/2025) |
| YARDS PASSING | 318 | Bryant (09/06/2025) |
| YARDS PER PASS | 9.5 | Temple (08/30/2025) |
| TD PASSES | 6 | Temple (08/30/2025) |
| TOTAL PLAYS | 84 | at Missouri (09/27/2025) |
| TOTAL OFFENSE | 521 | at Missouri (09/27/2025) |
| YARDS PER PLAY | 7.1 | Temple (08/30/2025) |
| POINTS | 47 | at Iowa (09/13/2025) |
| SACKS BY | 5 | Western Mich. (10/04/2025) |
| | 5 | at Iowa (09/13/2025) |
| FIRST DOWNS | 31 | at Missouri (09/27/2025) |
| PENALTIES | 5 | Western Mich. (10/04/2025) |
| | 5 | Temple (08/30/2025) |
| PENALTY YARDS | 57 | Temple (08/30/2025) |
| TURNOVERS | 2 | Western Mich. (10/04/2025) |
| | 2 | Bryant (09/06/2025) |
| PUNTS | 5 | Bryant (09/06/2025) |
| PUNTING AVG | 42.6 | Bryant (09/06/2025) |
| LONG PUNT | 53 | at Missouri (09/27/2025) |
| | 53 | Bryant (09/06/2025) |
| PUNTS INSIDE 20 | 2 | Western Mich. (10/04/2025) |
| | 2 | at Missouri (09/27/2025) |
| LONG PUNT RETURN | 95 | at Iowa (09/13/2025) |