



MASSACHUSETTS FOOTBALL

Media Contact: Dan Colleran • 574-339-9810 • dcolleran@umass.edu
UMassAthletics.com • @UMassAthletics • @UMassFootball

UMASS FOOTBALL SCHEDULE

2-9 Overall

2-3 Home, 0-6 Away, 0-0 Neutral

| DAY | DATE | OPPONENT ^{TV} | TIME [ET] |
|------|----------|---|---------------|
| Sat. | Aug. 31 | Eastern Michigan ^{ESPN+} | L, 14-28 |
| Sat. | Sept. 7 | at Toledo ^{ESPN+} | L, 23-38 |
| Sat. | Sept. 14 | at Buffalo ^{CBS Sports Network} | L, 3-34 |
| Sat. | Sept. 21 | Central Connecticut State ^{ESPN+} | W, 35-31 |
| Sat. | Sept. 28 | at Miami (OH) ^{ESPN+} | L, 20-23 (OT) |
| Sat. | Oct. 5 | at NIU ^{CBSN} | L, 20-34 |
| Sat. | Oct. 12 | #21 Missouri ^{ESPN2} | L, 3-45 |
| Sat. | Oct. 26 | Wagner ^{ESPN+} | W, 35-7 |
| Sat. | Nov. 2 | at Mississippi State ^{SEC Network} | L, 20-45 |
| Sat. | Nov. 16 | Liberty ^{ESPN+} | L, 34-35 (OT) |
| Sat. | Nov. 23 | at #10 Georgia ^{SEC Network} | L, 21-59 |
| Sat. | Nov. 30 | UConn ^{ESPN+} | 12 p.m. |

Rankings reflect AP Media/USA Today Coaches polls
Home contests **bolded**

MASSACHUSETTS (2-9) VS. CONNECTICUT (7-4)

GAME TWELVE INFORMATION



WHO/WHEN/WHERE

vs. Connecticut
Sat., November 30 • 12 PM
McGuirk Alumni Stadium
Amherst, Mass.



ESPN+

PxP: Jay Burnham
Analyst: Andy Gresh



LISTEN

WHMP 101.5 FM
1240 AM & 1400 AM
WCRN 830 AM (Worcester)



LIVE STATS

UMassAthletics.com



X/TWITTER

@UMassFootball
@UMassAthletics



INSTAGRAM

@UMassFootball
@UMassAthletics



HEAD-TO-HEAD SERIES

Massachusetts leads, 38-37-2
Last Meeting: Nov. 25, 2023
Connecticut 31, Massachusetts 18

SERIES HISTORY

Head-To-Head Massachusetts leads, 38-37-2
At UMass Massachusetts leads, 22-19-1
At UConn Connecticut leads, 18-16-1
As FBS Opponents Connecticut leads, 4-2-0
Last Meeting Connecticut 31, Massachusetts 18
..... McGuirk Alumni Stadium • Amherst, Mass.
..... Sat., Nov. 25, 2023
Last UMass Win ... Massachusetts 27, Connecticut 13
..... McGuirk Alumni Stadium • Amherst, Mass.
..... Sat., Oct. 9, 2021

NUMBERS TO KNOW

| | |
|-----------|---|
| 78 | UMass and UConn will meet for the 78th time in series history, as the Huskies are the second most common opponent for the Minutemen, trailing only Rhode Island (87). |
| 51 | Wide receiver Jakobie Keeney-James sits 51st in FBS with 771 reception yards, averaging 70.1 receiving yards per game (53rd in FBS). |
| 48 | Wide receiver T.Y. Harding is now one of 48 FBS players with a punt return touchdown this season. |
| 27 | The UMass roster features 27 players who hail from the Commonwealth of Massachusetts. |
| 14 | Transfers added to the 2024 Massachusetts roster with previous experience in the Power Four. |
| 12 | The Minutemen rank 12th in FBS in average time of possession (32:28), just behind UTSA (32:30) and ahead of LSU (32:24). |
| 11 | All-time great UMass quarterback Greg Landry passed away on Oct. 4, at 77 years old. The two-time Yankee Conference Champion was the 11th overall selection by the NFL's Detroit Lions in 1968. |
| 11 | The Massachusetts defense is holding opponents to 176.2 passing yards per game, which ranks 11th in FBS |
| 7 | Seven Minutemen have combined to rush for 16 touchdowns on the year, led by CJ Hester and Jalen John with four apiece. |

TABLE OF CONTENTS

| | |
|---|-------------|
| Media Information | Page 2 |
| Roster & Positional/Hometown Breakdown | Pages 3-6 |
| Depth Chart & Pronunciation Guide | Page 7 |
| Depth Chart Personnel Quick Facts | Page 8 |
| UMass Starters, Career Starts | Page 9 |
| Game Notes | Pages 10-12 |
| Game Recaps | Pages 13-14 |
| The Last Time (Team), Miscellaneous Stats | Page 15-17 |
| The Last Time (UMass, Individual) | Page 18 |
| The Last Time (Opponent, Individual) | Page 19 |
| Staff Bios | Pages 20-24 |
| Season Statistics | Pages 25-48 |

ATHLETIC COMMUNICATIONS

Primary Football Contact Dan Colleran
Cell Phone 574-339-9810
Email dcolleran@umass.edu
Preferred Method of Contact Phone/Email

Secondary Football Contact Hana Johnson
Cell Phone 413-575-4470
Email hanajohnson@umass.edu
Preferred Method of Contact Phone/Email

MASSACHUSETTS-CONNECTICUT COMPARISON

| MASSACHUSETTS | STATISTIC | CONNECTICUT |
|----------------|-----------------------------------|----------------|
| 228 (20.7) | Scoring (Per Game) | 341 (31.0) |
| 1778 (161.6) | Rushing Yards (Per Game) | 2127 (193.4) |
| 1975 (179.5) | Passing Yards (Per Game) | 2247 (204.3) |
| 3753 (341.2) | Total Offense (Per Game) | 4374 (397.6) |
| 77-703 (63.9) | Penalties - Yards (Per Game) | 59-580 (52.7) |
| 49-1999 (40.8) | Punts - Yards (Per Punt) | 56-2407 (42.9) |
| 14-115 (8.2) | Punt Returns - Yards (Per Return) | 30-242 (8.1) |
| 19-350 (18.4) | Kick Returns - Yards (Per Return) | 11-285 (14.4) |
| 48-2951 (61.5) | Kickoffs - Yards (Per Kickoff) | 63-3958 (25.9) |
| 32:27 | Time of Possession Per Game | 29:35 |
| 62-160 (0.39) | Third Down Conversion (Pct.) | 56-157 (0.36) |
| 12-21 (0.57) | Fourth Down Conversion (Pct.) | 7-14 (0.50) |
| 13-21 (0.62) | Field Goals (Pct.) | 16-21 (0.76) |
| 32-40 (0.80) | Red Zone Scoring (Pct.) | 33-36 (0.92) |
| 21-40 (0.53) | Red Zone Touchdowns (Pct.) | 22-36 (0.61) |
| 25-26 (0.96) | PAT Attempts (Pct.) | 41-41 (1.00) |
| 0-2 | On-Side Kicks | 0-1 |

COVERING THE MINUTEMEN

| SUNDAY | MONDAY | TUESDAY | WEDNESDAY | THURSDAY | FRIDAY | SATURDAY |
|-------------------------|---|-------------------------|-------------------------------|-------------------------|-------------------------|---|
| * No media availability | * Weekly media availability in-person and via Zoom beginning at approximately 12:30 PM. Email Hana Johnson for login link at hanajohnson@umass.edu | * No media availability | * Planned player availability | * No media availability | * No media availability | * Game at 12 PM ET, broadcast live on ESPN+ Postgame media availability in-person/ Zoom (On Road) |

2024 UMASS FOOTBALL QUICK FACTS

UNIVERSITY OF MASSACHUSETTS INFORMATION

Location Amherst, Mass.
 Founded 1863
 Enrollment 29,269
 Nickname Minutemen
 Colors Maroon (PMS 202C) and White, Black
 Conference (Season) Independent (Eighth)
 President Martin Meehan
 Chancellor Javier Reyes
 Athletic Director Ryan Bamford
 Facility (Capacity) McGuirk Alumni Stadium (17,000; Field Turf)
 Press Box Phone 413-420-3116 (McGuirk)
 Twitter @UMassAthletics; @UMassFootball

FOOTBALL TEAM HISTORY

Program Founded 1879
 All-Time Program Record/Years 582-648-51 (.455)/141st
 NCAA Division I-AA National Title 1998
 NCAA Division I-AA National Finalists 1979, 1998, 2006
 NCAA Division I-AA Conference Championships 22
 NCAA Division I-AA Tournament Appearances Eight
 NCAA Bowl Game Appearances Three (1964, '72, '78)

TEAM INFORMATION

Interim Head Coach Shane Montgomery (NC State '89)
 Overall Record at UMass/Year 0-1/First
 Career Head Coaching Record/Years 17-32/Four at Miami (OH)
 Mid-American Conference Record (2012-2015) 5-11 (.313)
 Atlantic 10 Conference Record (1998-2003) 35-16 (.686)
 Yankee Conference Record (1947-1996) 158-92-4 (.630)
 Offense // Defense Multiple // Multiple
 2023 Overall 3-9
 Letterwinners Returning/Lost 39/45
 Starters Returning/Lost 8/14 (4/7 offense; 4/7 defense)

UMASS SPORTS NETWORK INFORMATION

Television - all home games broadcasted on ESPN+ or ESPN3
 ESPN+
 Play-By-Play Jay Burnham
 Analyst Andy Gresh

Radio -- vs. UConn

Play-By-Play Adam Frenier
 Analyst Matt Goldstein
 Sideline Nathan Strauss

WHERE TO LISTEN

On the radio WHMP 101.5 FM, 1240 AM, 1400 AM, WCRN 830 AM (Worcester)
 Online Varsity Network App

UMASS FOOTBALL GAME WEEK

COACH AND STUDENT-ATHLETE INTERVIEWS

The University of Massachusetts Athletic Communications Office organizes all interviews for the football program, its coaches, student-athletes and administrative support staff. Interview requests should be submitted to primary contact **Dan Colleran** (dcolleran@umass.edu or 574-339-9810). Please submit interview requests ahead of the expected interview time, preferably 24 hours notice, to give the staff the time needed to organize the interview. Personal phone numbers for student-athletes, coaches or administrators will not be provided to the media.

CREDENTIAL REQUESTS

Please submit all game credential requests for contests at McQuirk Alumni Stadium **by visiting UMassAthletics.com/credentials**. This includes media passes for the press box and sidelines as well as scouting credentials. Media credential requests for UMass road games should be placed through the hosting institution's communications office.

PRACTICE COVERAGE

Coverage of football practice stipulates consent with restrictions on reporting formations, strategies, special personnel shifts or injuries without prior questions directed to and answered by interim head coach **Shane Montgomery**. Live reporting on team practices, including discussion on formations, plays and injuries, via social media channels or any other outlet is not allowed at any time. Parties breaking the above media restrictions are subject to credential revocation for the 2024 season.

AUDIO, VIDEO & IMAGERY USAGE BY MEDIA

Usage of imagery, audio and video taken at University of Massachusetts Athletics events is restricted to editorial purposes. These guidelines are covered in materials issued to reporters, editors and photographers upon receipt of credentials and/or access. They include guidelines on live Internet reporting, notably live description of statistical and/or play-by-play and uses of visual imagery, rules strengthened for televised games.

FACILITY ACCESS FOR MEDIA

The team locker room, sports medicine suite and strength and conditioning center are closed to the media.

NUMERICAL ROSTER (CONT.)

| NO. | NAME | YEAR | POS | HT./WT. |
|-----|----------------------|-------|-----|------------|
| 53 | Sahnai Swain-Price | R-So. | DE | 6-1 / 290 |
| 54 | Mao Glynn II | R-Jr. | OL | 6-3 / 305 |
| 55 | Benjamin Roy Jr. | R-Jr. | OL | 6-2 / 295 |
| 55 | Tyson Watson | R-Jr. | DE | 6-5 / 290 |
| 57 | Paul Tchio | R-Jr. | OL | 6-5 / 305 |
| 57 | Jaden Wiggins | R-Fr. | DE | 6-0 / 270 |
| 60 | Josh Atwood | Sr. | OL | 6-2 / 325 |
| 63 | Brayden Rohme | Gr. | OL | 6-6 / 300 |
| 64 | Peyton Miller | R-Fr. | OL | 6-3 / 310 |
| 65 | Luke Painton | Gr. | OL | 6-7 / 320 |
| 66 | Wyatt Terlaak | R-Jr. | OL | 6-4 / 335 |
| 67 | Cole Erickson | R-So. | OL | 6-6 / 290 |
| 68 | Alessandro Houghton | Sr. | OL | 6-1 / 265 |
| 72 | Ethan Mottinger | Sr. | OL | 6-5 / 315 |
| 73 | Brock Taylor | Fr. | OL | 6-3 / 315 |
| 74 | William Jones Jr. | R-Jr. | OL | 6-2 / 310 |
| 75 | Tanner Burlingame | Fr. | OL | 6-5 / 305 |
| 76 | Riley Bloch | Fr. | OL | 6-3 / 295 |
| 77 | Jaxon King | R-So. | OL | 6-7 / 310 |
| 79 | Ryan Mosesso | R-Jr. | OL | 6-5 / 305 |
| 80 | Matt Smith | R-Sr. | TE | 6-5 / 245 |
| 81 | Dominick Mazotti | Gr. | TE | 6-4 / 250 |
| 82 | Kenyon Massey | Fr. | WR | 5-10 / 180 |
| 83 | Ott Eric Ottender | R-Fr. | WR | 5-11 / 185 |
| 84 | Shane Robles | So. | WR | 6-2 / 180 |
| 85 | Magnus von Saldern | R-So. | TE | 6-4 / 285 |
| 87 | Owen Anderson | R-So. | TE | 6-4 / 255 |
| 88 | John Condakes | Fr. | TE | 6-3 / 225 |
| 88 | Brandon McElroy | R-Sr. | DL | 6-5 / 300 |
| 89 | Joe Carrara | Fr. | WR | 5-10 / 175 |
| 94 | Bennett Abbe | R-So. | K | 5-11 / 175 |
| 94 | Kofi Asare | R-So. | DE | 6-5 / 250 |
| 95 | CJ Kolodziej | Sr. | P/K | 6-1 / 210 |
| 96 | Michael Cooper | So. | PK | 5-9 / 175 |
| 97 | Jermaine Wiggins Jr. | R-So. | DL | 6-3 / 255 |
| 98 | Riley Moore | R-So. | PK | 5-10 / 190 |
| 99 | Anthony Johnson | R-So. | DL | 6-5 / 275 |

COACHING STAFF & ADMINISTRATIVE PERSONNEL

Interim Head Coach/Offensive Coordinator/Quarterbacks Coach
 Associate Head Coach/Offensive Line Coach
 Assistant Head Coach/Special Teams Coordinator/Defensive Line Coach
 Defensive Coordinator/Linebackers Coach
 Outside Linebackers Coach*
 Running Backs Coach
 Tight Ends Coach*
 Defensive Backs Coach*
 Wide Receivers Coach
 Defensive Line Coach
 Analyst
 Analyst
 Analyst
 Analyst
 Analyst
 Graduate Assistant (Offensive)
 Graduate Assistant (Offensive)
 Graduate Assistant (Defensive)

Shane Montgomery (NC State '89/First Season)
 Alex Miller (Massachusetts '07/Fourth Season)
 Ben Albert (Massachusetts '95/Third Season)
 Keith Dudzinski (New Haven '91/Third Season)
 Mike McCray (Michigan '17/Third Season)
 Damian Mincey (New Haven '02/Third Season)
 Matt Layman (Mars Hill '15/Second Season)
 Michael Livingston (Connecticut '12/Second Season)
 Matt Zanellato (Penn State '14/Second Season)
 Steven Daniels Jr. (Boston College '18/First Season)
 Tony Brinson
 Jim Reid
 Michael Forman
 Travis Russell
 Jake Lane
 Garrett Dzuro
 Jake Fire
 Joey Rahal

* Denotes in-game coaching booth

General Manager/Director of Player Personnel
 Assistant Athletic Director of Football Administration
 Head Football Sports Performance Coach
 Sports Performance Coach
 Sports Performance Coach
 Video Coordinator
 Head Football Athletic Trainer
 Assistant Athletic Trainer
 Assistant Athletic Trainer
 Director of Football Team Services
 Football Equipment Assistant

Rory Pommering
 Tim Silvernail
 Scott McLafferty
 Thomas Bacchia
 Ed Sykes
 Bill Sisler
 Michaela Day
 Elizabeth Fuller
 Patrick Griffin
 Ben Hodgkins
 Spencer Wright

BY POSITION

DEFENSIVE LINE (17)

| | | | | |
|----|----------------------|-------|-----|-----|
| 10 | Tim Grant-Randall | Gr. | 6-0 | 285 |
| 10 | Zukudo Igwenagu | R-Sr. | 6-4 | 250 |
| 13 | Jaylen Hudson | Gr. | 6-3 | 260 |
| 18 | Louce Julien | R-Jr. | 6-2 | 260 |
| 19 | Etinosa Reuben | Gr. | 6-3 | 265 |
| 34 | Payton Andrade | R-Fr. | 6-1 | 230 |
| 44 | Aaron Beckwith | R-Jr. | 6-4 | 300 |
| 49 | Shambre Jackson | R-Jr. | 6-3 | 285 |
| 50 | Aquan Robinson | R-Jr. | 6-4 | 235 |
| 52 | Erik Hehl | Jr. | 6-0 | 260 |
| 53 | Sahnai Swain-Price | R-So. | 6-1 | 290 |
| 55 | Tyson Watson | R-Jr. | 6-5 | 290 |
| 57 | Jaden Wiggins | R-Fr. | 6-0 | 270 |
| 88 | Brandon McElroy | R-Jr. | 6-5 | 300 |
| 94 | Kofi Asare | R-So. | 6-5 | 240 |
| 97 | Jermaine Wiggins Jr. | R-So. | 6-3 | 255 |
| 99 | Anthony Johnson | R-So. | 6-5 | 275 |

LINEBACKER (14)

| | | | | |
|----|--------------------|-------|------|-----|
| 5 | Tyler Martin | R-So. | 6-2 | 235 |
| 9 | Myles Turner | R-Jr. | 6-1 | 225 |
| 15 | Derrieon Craig | Jr. | 5-10 | 215 |
| 22 | Gerrell Johnson | Sr. | 6-3 | 225 |
| 23 | Jalen Stewart | Sr. | 6-0 | 230 |
| 25 | Macklin Ayers | Gr. | 6-3 | 230 |
| 26 | RJ Edwards | R-Jr. | 6-2 | 220 |
| 30 | Donovan Dyson | R-Fr. | 6-1 | 230 |
| 31 | Rashad Henry | R-Fr. | 6-2 | 230 |
| 36 | Jyree Roberts | R-Fr. | 6-1 | 230 |
| 40 | Dominic Schofield | R-Fr. | 6-2 | 230 |
| 41 | Alex Tsoumakas III | R-So. | 6-1 | 230 |
| 45 | Kyle Ott | R-So. | 6-0 | 210 |
| 51 | Kevin Logan | R-Jr. | 6-4 | 240 |

VIPER (4)

| | | | | |
|----|------------------|-------|------|-----|
| 0 | Jalen Harrell | R-Jr. | 6-2 | 210 |
| 16 | Jadrian Gibbs | R-Jr. | 6-0 | 205 |
| 17 | Christian LeBrun | R-Fr. | 6-0 | 215 |
| 37 | John Burton | R-Sr. | 5-11 | 210 |

DEFENSIVE BACKS (17)

| | | | | |
|----|-----------------------|-------|------|-----|
| 1 | Arsheen Jiles | Gr. | 5-10 | 195 |
| 2 | Isaiah Rutherford | R-Sr. | 6-1 | 195 |
| 3 | Steven Ortiz | R-Jr. | 5-10 | 190 |
| 4 | Tyler Rudolph | R-Sr. | 6-0 | 205 |
| 6 | Jeremiah McGill | R-So. | 5-11 | 185 |
| 7 | Lake Ellis | Gr. | 6-0 | 185 |
| 8 | Jashon Watkins | Gr. | 6-5 | 205 |
| 11 | Leonard St. Gourdin | Gr. | 6-3 | 200 |
| 12 | Brennen Bailey | So. | 6-2 | 180 |
| 14 | Ryan Barnes | R-Jr. | 6-2 | 185 |
| 20 | Keith Sarkodieh | Fr. | 6-2 | 190 |
| 21 | Te'Rai Powell | Sr. | 6-0 | 195 |
| 24 | Kamren Watkins-Hunter | Gr. | 6-1 | 190 |
| 27 | Michael Pangaro | Fr. | 6-1 | 180 |
| 28 | Jerrold Cameron | R-So. | 5-10 | 175 |
| 29 | Caden Ghannam | R-Jr. | 5-11 | 200 |
| 32 | Jose Tourn | Fr. | 5-10 | 185 |

SPECIALIST (7)

| | | | | | |
|----|----------------|-------|-----|------|-----|
| 29 | Jacob Lurie | Gr. | K | 5-9 | 175 |
| 39 | James Horton | Fr. | LS | 6-0 | 215 |
| 48 | Jackson Marx | Gr. | LS | 6-1 | 215 |
| 94 | Bennett Abbe | R-Fr. | K | 5-11 | 175 |
| 95 | CJ Kolodziej | Sr. | P/K | 6-1 | 210 |
| 96 | Michael Cooper | So. | PK | 5-9 | 175 |
| 98 | Riley Moore | R-Jr. | PK | 5-10 | 190 |

ALPHABETICAL ROSTER

| NO. | NAME | YEAR | POS | HT. / WT. |
|-----|----------------------|-------|-------|------------|
| 94 | Bennett Abbe | R-So. | K | 5-11 / 175 |
| 22 | Da'Marion Alberic | Fr. | RB | 5-10 / 180 |
| 87 | Owen Anderson | R-So. | TE | 6-4 / 255 |
| 34 | Payton Andrade | R-Fr. | DE | 6-1 / 230 |
| 94 | Kofi Asare | R-So. | DE | 6-5 / 250 |
| 60 | Josh Atwood | Sr. | OL | 6-2 / 325 |
| 25 | Macklin Ayers | Gr. | LB | 6-3 / 230 |
| 12 | Brennen Bailey | So. | DB | 6-2 / 180 |
| 14 | Ryan Barnes | R-Jr. | DB | 6-2 / 185 |
| 44 | Aaron Beckwith | R-Jr. | DT | 6-4 / 300 |
| 76 | Riley Bloch | Fr. | OL | 6-3 / 295 |
| 6 | Keshawn Brown | R-Jr. | WR | 5-8 / 155 |
| 75 | Tanner Burlingame | Fr. | OL | 6-5 / 305 |
| 37 | John Burton | R-Sr. | Viper | 5-11 / 210 |
| 28 | Jerrod Cameron | R-So. | CB | 5-10 / 175 |
| 23 | Brandon Campbell | R-Jr. | RB | 5-10 / 210 |
| 89 | Joe Carrara | Fr. | WR | 5-10 / 175 |
| 88 | John Condakes | Fr. | TE | 6-3 / 225 |
| 96 | Michael Cooper | So. | PK | 5-9 / 175 |
| 15 | Derrieon Craig | Jr. | LB | 5-10 / 215 |
| 30 | Cookie Desiderio | R-Fr. | RB | 6-1 / 225 |
| 14 | Kezion Dia-Johnson | Fr. | WR | 6-0 / 185 |
| 30 | Donovan Dyson | R-Fr. | LB | 6-1 / 230 |
| 26 | RJ Edwards | R-Jr. | LB | 6-2 / 220 |
| 17 | Dallas Elliott | R-So. | WR | 6-2 / 180 |
| 7 | Lake Ellis | Gr. | DB | 6-0 / 185 |
| 67 | Cole Erickson | R-So. | OL | 6-6 / 290 |
| 4 | Sterling Galban | Gr. | WR | 5-10 / 170 |
| 29 | Caden Ghannam | R-Jr. | CB | 5-11 / 200 |
| 16 | Jadrian Gibbs | R-Jr. | Viper | 6-0 / 205 |
| 2 | Jacquon Gibson | R-So. | WR | 5-11 / 195 |
| 54 | Mao Glynn II | R-Jr. | OL | 6-3 / 305 |
| 10 | Tim Grant-Randall | Gr. | DL | 6-0 / 285 |
| 8 | AJ Hairston | Fr. | QB | 6-3 / 215 |
| 10 | T.Y. Harding | R-So. | WR | 5-9 / 180 |
| 0 | Jalen Harrell | R-Jr. | Viper | 6-2 / 210 |
| 5 | Ahmad Haston | So. | QB | 6-0 / 200 |
| 52 | Erik Hehl | Jr. | DL | 6-0 / 260 |
| 31 | Rashad Henry | R-Fr. | LB | 6-2 / 230 |
| 33 | CJ Hester | So. | RB | 5-11 / 195 |
| 68 | Alessandro Houghton | Sr. | OL | 6-1 / 265 |
| 39 | James Horton | Fr. | LS | 6-0 / 215 |
| 13 | Jaylen Hudson | Gr. | DL | 6-3 / 260 |
| 10 | Zukudo Igwenagu | R-Sr. | LB | 6-4 / 250 |
| 49 | Shambre Jackson | R-Jr. | DT | 6-3 / 285 |
| 9 | Ryan Jankowski | R-Jr. | QB | 6-3 / 210 |
| 1 | Arsheen Jiles | Gr. | DB | 5-10 / 195 |
| 21 | Jalen John | R-Jr. | RB | 5-11 / 220 |
| 99 | Anthony Johnson | R-So. | DL | 6-5 / 275 |
| 22 | Gerrell Johnson | Sr. | LB | 6-3 / 225 |
| 74 | William Jones Jr. | R-Jr. | OL | 6-2 / 310 |
| 18 | Louce Julien | R-Jr. | DE | 6-2 / 260 |
| 11 | Jakobie Keeney-James | Gr. | WR | 6-1 / 195 |
| 77 | Jaxon King | R-So. | OL | 6-7 / 310 |
| 95 | CJ Kolodziej | Sr. | P/K | 6-1 / 210 |
| 7 | Frank Ladson Jr. | Gr. | WR | 6-3 / 200 |
| 0 | Jaelyn Lay | Gr. | TE | 6-6 / 265 |
| 17 | Christian LeBrun | R-Fr. | Viper | 6-0 / 215 |
| 51 | Kevin Logan | R-Jr. | DE | 6-4 / 240 |
| 18 | Luke LoPresti | R-Fr. | QB | 6-0 / 205 |
| 29 | Jacob Lurie | Gr. | K | 5-9 / 175 |
| 5 | Tyler Martin | R-So. | LB | 6-2 / 235 |
| 48 | Jackson Marx | R-Jr. | LS | 6-1 / 215 |
| 82 | Kenyon Massey | Fr. | WR | 5-10 / 180 |
| 81 | Dominick Mazotti | Gr. | TE | 6-4 / 250 |
| 88 | Brandon McElroy | R-Sr. | DL | 6-5 / 300 |
| 6 | Jeremiah McGill | R-So. | DB | 5-11 / 195 |
| 64 | Peyton Miller | R-Fr. | OL | 6-3 / 310 |
| 98 | Riley Moore | R-So. | PK | 5-10 / 190 |
| 79 | Ryan Mosesso | R-Jr. | OL | 6-5 / 305 |
| 72 | Ethan Mottinger | Sr. | OL | 6-5 / 315 |
| 20 | Godson Ofonagoro | Fr. | RB | 6-0 / 205 |
| 3 | Steven Ortiz | R-Jr. | CB | 5-10 / 190 |
| 45 | Kyle Ott | R-So. | LB | 6-0 / 210 |

BY STATE/COUNTRY

| HOMETOWN/PREVIOUS SCHOOL(S) | ARIZONA (2) | CALIFORNIA (10) | CONNECTICUT (6) | FLORIDA (14) | GEORGIA (2) | ILLINOIS (1) | MARYLAND (5) | MASSACHUSETTS (27) | MICHIGAN (3) | MINNESOTA (1) |
|---|-----------------------|-------------------------|--------------------------|----------------------|---------------|-----------------|-------------------|-------------------------|-----------------|---------------|
| Scarsdale, N.Y. / Scarsdale | 14 Kezion Dia-Johnson | 2 Isaiiah Rutherford | 3 Taisun Phommachanh | 0 Jalen Harrell | 0 Jaelyn Lay | 48 Jackson Marx | 9 Myles Turner | 5 Tyler Martin | 12 Sam Staruch | |
| West Palm Beach, Fla. / Atlantic | 63 Brayden Rohme | 11 Jakobie Keeney-James | 4 Tyler Rudolph | 5 Ahmad Haston | 57 Paul Tchio | | 12 Brennen Bailey | 10 T.Y. Harding | 55 Tyson Watson | |
| Skilman, N.J. / The Hun School / Illinois | | 37 John Burton | 24 Kamren Watkins-Hunter | 6 Keshawn Brown | | | 14 Ryan Barnes | 10 Zukudo Igwenagu | 98 Riley Moore | |
| Watertown, Mass. / Watertown | | 45 Kyle Ott | 27 Michael Pangaro | 6 Jeremiah McGill | | | 44 Aaron Beckwith | 11 Leonard St. Gourdin | | |
| Worcester, Mass. / Doherty Memorial | | 52 Erik Hehl | 39 James Horton | 7 Lake Ellis | | | 64 Peyton Miller | 13 Will Perry | | |
| Natick, Mass. / Natick | | 66 Wyatt Terlaak | 96 Michael Cooper | 7 Frank Ladson Jr. | | | | 17 Dallas Elliott | | |
| Elizabethville, Pa. / Upper Dauphin / Dartmouth | | 74 William Jones Jr. | | 8 AJ Hairston | | | | 20 Godson Ofonagoro | | |
| Sandy Spring, Md. / Our Lady of Good Counsel / West Liberty | | 77 Jaxon King | | 8 Ryan Jankowski | | | | 20 Keith Sarkodieh | | |
| Gaithersburg, Md. / Quince Orchard / Notre Dame | | 81 Dominick Mazotti | | 9 Ryan Jankowski | | | | 32 Jose Tourn | | |
| Germantown, Md. / Northwest | | 91 Brandon McElroy | | 15 Derrieon Craig | | | | 34 Payton Andrade | | |
| Needham, Mass. / Dexter Southfield | | | | 22 Da'Marion Alberic | | | | 40 Dominic Schofield | | |
| Hallandale, Fla. / Champaign Catholic / Duquesne | | | | 25 Donta Whack | | | | 41 Alex Tsoumakas III | | |
| Endwell, N.Y. / Maine-Endwell | | | | 28 Jerrod Cameron | | | | 51 Kevin Logan | | |
| Los Angeles, Calif. / Chaminade College Prep / Arizona | | | | 31 Rashad Henry | | | | 53 Sahnai Swain-Price | | |
| Miami, Fla. / St. Thomas Aquinas HS / Coastal Carolina | | | | 49 Shambre Jackson | | | | 57 Jaden Wiggins | | |
| Houston, Texas / Pearland / Houston / USC | | | | | | | | 60 Josh Atwood | | |
| Bourne, Mass. / Bourne | | | | | | | | 68 Alessandro Houghton | | |
| Dedham, Mass. / Xaverian Brothers | | | | | | | | 72 Ethan Mottinger | | |
| Wilton, Conn. / Wilton | | | | | | | | 76 Riley Bloch | | |
| Boynton Beach, Fla. / St. Thomas Aquinas High School (Fla.) | | | | | | | | 79 Ryan Mosesso | | |
| Somerville, N.J. / Somerville / Tulsa | | | | | | | | 80 Matt Smith | | |
| Phoenix, Ariz. / Desert Edge | | | | | | | | 83 Joe Carrara | | |
| Bowie, Md. / St. Frances Academy | | | | | | | | 84 Shane Robles | | |
| Las Vegas, Nev. / Coronado / Arizona | | | | | | | | 88 John Condakes | | |
| Leeds, Mass. / Williston-Northampton School | | | | | | | | 94 Kofi Asare | | |
| Orlando, Fla. / First Academy / Bryant | | | | | | | | 95 CJ Kolodziej | | |
| East Nassau, N.Y. / Tilton School | | | | | | | | 97 Jermaine Wiggins Jr. | | |
| Frisco, Texas / Burnet / Jacksonville State / Texas Tech | | | | | | | | | | |
| Vienna, Va. / Langley | | | | | | | | | | |
| Hugo, Okla. / Stillwater / Northeastern Oklahoma A&M | | | | | | | | | | |
| Fayetteville, N.C. / Hough / Palmetto Prep | | | | | | | | | | |
| Cincinnati, Ohio / Walnut Hills / Cincinnati | | | | | | | | | | |
| Houston, Texas / Oak Ridge / Eastern Michigan | | | | | | | | | | |
| Pompano Beach, Fla. / Monarch | | | | | | | | | | |
| Cambridge, Mass. / BB&N High School | | | | | | | | | | |
| Miami, Fla. / Champaign Catholic / Miami | | | | | | | | | | |
| Royal Palm Beach, Fla. / Palm Beach Central | | | | | | | | | | |
| Newport Beach, Calif. / Newport Harbor / Fullerton College | | | | | | | | | | |
| Fort Lauderdale, Fla. / St. Thomas Aquinas HS (Fla.) | | | | | | | | | | |
| Cincinnati, Ohio / Wyoming / Western Michigan | | | | | | | | | | |
| Shrewsbury, Mass. / Shrewsbury | | | | | | | | | | |
| Westport, Conn. / Staples | | | | | | | | | | |
| Fayetteville, N.C. / Cape Fear / Wake Forest | | | | | | | | | | |
| Worcester, Mass. / Worcester Academy / Rutgers | | | | | | | | | | |
| Orlando, Fla. / Boone / Florida State | | | | | | | | | | |
| Vero Beach, Fla. / Vero Beach / Akron | | | | | | | | | | |
| Montclair, N.J. / Don Bosco Prep / Sacred Heart | | | | | | | | | | |
| Portland, Ore. / Lake Ridge / Arizona | | | | | | | | | | |
| Philadelphia, Pa. / Central Bucks South / Iowa Central CC | | | | | | | | | | |
| Washington, D.C. / New Town (Md.) | | | | | | | | | | |
| Fairfield, Calif. / St. Patirck-St. Vincent / Grambling State | | | | | | | | | | |
| Orange, N.J. / Orange | | | | | | | | | | |
| Redlands, Calif. / Redlands / Eastern Washington | | | | | | | | | | |
| Placerville, Calif. / Union Mine / Grambling State | | | | | | | | | | |
| East Longmeadow, Mass. / East Longmeadow | | | | | | | | | | |
| Miami, Fla. / South Dade / Miami / Clemson | | | | | | | | | | |
| Atlanta, Ga. / Riverdale / Alabama State / Clemson | | | | | | | | | | |
| Cherry Hill, N.J. / Avon Old Farms (Conn.) | | | | | | | | | | |
| Belmont, Mass. / Belmont / UConn | | | | | | | | | | |
| Fairfax, Va. / Robinson / Duquesne | | | | | | | | | | |
| Blue Point, N.Y. / Bayport-Blue Point / Vanderbilt | | | | | | | | | | |
| Acton, Mass. / Buckingham Browne & Nichols / Arizona | | | | | | | | | | |
| Rock Island, Ill. / Alleman Catholic / South Dakota / Mount Marty | | | | | | | | | | |
| Newark, N.J. / Paramus Catholic | | | | | | | | | | |
| Pleasanton, Calif. / Amador Valley / San Jose State | | | | | | | | | | |
| Pasadena, Calif. / John Muir / San Diego State / Marshall / Arizona State | | | | | | | | | | |
| Broward County, Fla. / Chaminade-Madonna | | | | | | | | | | |
| Westernport, Md. / Mountain Ridge | | | | | | | | | | |
| Goodrich, Mich. / Goodrich / Weber State | | | | | | | | | | |
| Marshall, Mass. / Noble and Greenough | | | | | | | | | | |
| North Attleboro, Mass. / North Attleboro | | | | | | | | | | |
| Canton, Mass. / Milford Academy | | | | | | | | | | |
| Bronx, N.Y. / Desert Edge / Arizona | | | | | | | | | | |
| Palm Desert, Calif. / Palm Desert | | | | | | | | | | |

ALPHABETICAL ROSTER (CONT.)

| NO. | NAME | YEAR | POS | HT. / WT. | HOMETOWN/PREVIOUS SCHOOL(S) |
|-----|-----------------------|-------|-----|------------|---|
| 83 | Ott Eric Ottender | R-Fr. | WR | 5-11 / 185 | Estonia / NFL Academy |
| 65 | Luke Painton | Gr. | OL | 6-7 / 320 | Reading, Pa. / Berks Catholic / Columbia |
| 27 | Michael Pangaro | Fr. | DB | 6-1 / 180 | Cheshire, Conn. / Taft School |
| 32 | Jackson Paradis | R-So. | RB | 6-0 / 225 | Kingston, N.H. / Tilton School / Buffalo |
| 13 | Will Perry | Fr. | QB | 6-2 / 195 | Andover, Mass. / St. Thomas More (Conn.) |
| 3 | Taisun Phommachanh | R-Sr. | QB | 6-4 / 220 | Bridgeport, Conn. / Avon Old Farms / Clemson / Georgia Tech |
| 21 | Te'Rai Powell | Sr. | DB | 6-0 / 195 | Essex County, N.J. / St. Joseph Regional |
| 19 | Etinosa Reuben | Gr. | DL | 6-3 / 265 | Kansas City, Mo. / Park Hill South / Georgia Tech / Clemson |
| 36 | Jyree Roberts | R-Fr. | LB | 6-1 / 230 | Erie, Pa. / Cathedral Prep |
| 50 | Aquan Robinson | R-Jr. | DE | 6-4 / 235 | West Orange, N.J. / West Orange |
| 15 | Savion Robinson | R-Jr. | WR | 6-0 / 185 | St. Paul, Minn. / Minnehaha Academy / Southwestern CC |
| 84 | Shane Robles | So. | WR | 6-2 / 180 | Amherst, Mass. / Amherst-Pelham Regional |
| 63 | Brayden Rohme | Gr. | OL | 6-2 / 300 | Chander, Ariz. / Perry / California |
| 55 | Benjamin Roy Jr. | R-Jr. | OL | 6-2 / 295 | Las Vegas, Nev. / Liberty HS / UCLA |
| 4 | Tyler Rudolph | R-Sr. | S | 6-0 / 205 | Waterbury, Conn. / St. Thomas More (Conn.) / Penn State |
| 2 | Isaiah Rutherford | R-Sr. | DB | 6-1 / 195 | Sacramento, Calif. / Jesuit / Arizona / Notre Dame |
| 20 | Keith Sarkodieh | Fr. | DB | 6-2 / 190 | Worcester, Mass. / Worcester Academy |
| 40 | Dominic Schofield | R-Jr. | LB | 6-2 / 230 | Milford, Mass. / Milford |
| 80 | Matt Smith | R-Sr. | TE | 6-5 / 245 | Needham, Mass. / Needham / Duke |
| 11 | Leonard St. Gourdin | Gr. | DB | 6-3 / 200 | Malden, Mass. / Malden Catholic / Deerfield Academy / Dartmouth |
| 16 | Noah Staples | R-Jr. | TE | 6-3 / 230 | Greenville, S.C. / Wren / College of the Canyons |
| 12 | Sam Staruch | R-Jr. | WR | 6-1 / 180 | Lake Orion, Mich. / Lake Orion / Michigan |
| 23 | Jalen Stewart | Sr. | LB | 6-0 / 230 | Bethlehem, Pa. / Freedom / Monroe Community College |
| 53 | Sahnai Swain-Price | R-So. | DE | 6-1 / 290 | Boston, Mass. / Middlesex |
| 73 | Brock Taylor | Fr. | OL | 6-3 / 315 | Hanover, Va. / Atlee |
| 57 | Paul Tchio | R-Jr. | OL | 6-5 / 305 | Roswell, Ga. / Milton / Georgia Tech / Clemson |
| 66 | Wyatt Terlaak | R-Jr. | OL | 6-4 / 335 | Orange, Calif. / El Modena / Santa Ana College / Navy |
| 32 | Jose Tournon | Fr. | CB | 5-10 / 185 | Taunton, Mass. / Taunton |
| 41 | Alex Tsoumakas III | R-So. | LB | 6-1 / 230 | Dudley, Mass. / St. John's Shrewsbury / Sacred Heart |
| 9 | Myles Turner | R-Jr. | LB | 6-1 / 225 | Wheaton, Md. / The Bullis School |
| 85 | Magnus von Saldern | R-So. | TE | 6-4 / 285 | Berlin, Germany / Friedrich Ebert |
| 8 | Jashon Watkins | Gr. | DB | 6-5 / 205 | Nashville, Tenn. / East Nashville Magnet / Tennessee State |
| 24 | Kamren Watkins-Hunter | Sr. | DB | 6-1 / 190 | Hartford, Conn. / Loomis Chaffee / Georgetown |
| 55 | Tyson Watson | R-Jr. | DE | 6-5 / 290 | Detroit, Mich. / Warren Mott / Michigan State |
| 25 | Donta Whack | R-So. | RB | 6-0 / 205 | Sanford, Fla. / Sanford Seminole |
| 57 | Jaden Wiggins | R-Fr. | DE | 6-0 / 270 | Boston, Mass. / Central Catholic |
| 97 | Jermaine Wiggins Jr. | R-So. | DL | 6-3 / 255 | Boston, Mass. / Central Catholic / Arizona |

BY STATE/COUNTRY

| | | | | | |
|----------------------------|-------------------|-------|-------|------|-----|
| 15 | Savion Robinson | WR | Jr. | 6-0 | 185 |
| MISSOURI (1) | | | | | |
| 19 | Etinosa Reuben | DL | Gr. | 6-3 | 265 |
| NEVADA (2) | | | | | |
| 26 | RJ Edwards | LB | R-Jr. | 6-2 | 220 |
| 55 | Benjamin Roy Jr. | OL | R-Jr. | 6-2 | 295 |
| NEW HAMPSHIRE (1) | | | | | |
| 32 | Jackson Paradis | RB | R-So. | 6-0 | 225 |
| NEW JERSEY (8) | | | | | |
| 1 | Arsheen Jiles | DB | Gr. | 5-10 | 195 |
| 17 | Christian LeBrun | Viper | R-Fr. | 6-0 | 215 |
| 18 | Louce Julien | DE | R-Jr. | 6-2 | 260 |
| 21 | Te'Rai Powell | DB | Sr. | 6-0 | 195 |
| 30 | Cookie Desiderio | RB | R-Fr. | 6-1 | 225 |
| 50 | Aquan Robinson | DE | R-Jr. | 6-4 | 235 |
| 82 | Kenyon Massey | WR | Fr. | 5-10 | 180 |
| 87 | Owen Anderson | TE | R-So. | 6-4 | 255 |
| NEW YORK (5) | | | | | |
| 3 | Steven Ortiz | CB | R-Jr. | 5-10 | 190 |
| 29 | Jacob Lurie | K | Gr. | 5-9 | 175 |
| 67 | Cole Erickson | OL | R-So. | 6-6 | 290 |
| 75 | Tanner Burlingame | OL | Fr. | 6-5 | 305 |
| 94 | Bennett Abbe | K | R-So. | 5-11 | 175 |
| NORTH CAROLINA (2) | | | | | |
| 2 | Jacquon Gibson | WR | R-So. | 5-11 | 195 |
| 13 | Jaylen Hudson | DL | Gr. | 6-3 | 260 |
| OHIO (2) | | | | | |
| 33 | CJ Hester | RB | So. | 5-11 | 195 |
| 54 | Mao Glynn II | OL | R-Jr. | 6-3 | 305 |
| OKLAHOMA (1) | | | | | |
| 16 | Jadrian Gibbs | Viper | R-Jr. | 6-0 | 205 |
| OREGON (1) | | | | | |
| 21 | Jalen John | RB | R-Jr. | 5-11 | 220 |
| PENNSYLVANIA (5) | | | | | |
| 23 | Jalen Stewart | LB | Sr. | 6-0 | 230 |
| 25 | Macklin Ayers | LB | Gr. | 6-3 | 230 |
| 36 | Jyree Roberts | LB | R-Fr. | 6-1 | 230 |
| 65 | Luke Painton | OL | Gr. | 6-7 | 320 |
| 99 | Anthony Johnson | DL | R-So. | 6-5 | 275 |
| SOUTH CAROLINA (1) | | | | | |
| 16 | Noah Staples | TE | R-Jr. | 6-3 | 230 |
| TENNESSEE (1) | | | | | |
| 8 | Jashon Watkins | DB | Gr. | 6-5 | 205 |
| TEXAS (2) | | | | | |
| 4 | Sterling Galban | WR | Gr. | 5-10 | 170 |
| 10 | Tim Grant-Randall | DL | Gr. | 6-0 | 285 |
| 23 | Brandon Campbell | RB | R-Jr. | 5-10 | 210 |
| VIRGINIA (3) | | | | | |
| 18 | Luke LoPresti | QB | So. | 6-0 | 205 |
| 29 | Caden Ghannam | CB | R-Jr. | 5-11 | 200 |
| 73 | Brock Taylor | OL | Fr. | 6-3 | 315 |
| WASHINGTON D.C. (1) | | | | | |
| 22 | Gerrell Johnson | LB | Sr. | 6-3 | 225 |

COACHING STAFF & ADMINISTRATIVE PERSONNEL

Interim Head Coach/Offensive Coordinator/Quarterbacks Coach
 Associate Head Coach/Offensive Line Coach
 Assistant Head Coach/Special Teams Coordinator/Defensive Line Coach
 Defensive Coordinator/Linebackers Coach
 Outside Linebackers Coach*
 Running Backs Coach
 Tight Ends Coach*
 Defensive Backs Coach*
 Wide Receivers Coach
 Defensive Line Coach
 Analyst
 Analyst
 Analyst
 Analyst
 Analyst
 Graduate Assistant (Offensive)
 Graduate Assistant (Offensive)
 Graduate Assistant (Defensive)

Shane Montgomery (NC State '89/First Season)
 Alex Miller (Massachusetts '07/Fourth Season)
 Ben Albert (Massachusetts '95/Third Season)
 Keith Dudzinski (New Haven '91/Third Season)
 Mike McCray (Michigan '17/Third Season)
 Damian Mincey (New Haven '02/Third Season)
 Matt Layman (Mars Hill '15/Second Season)
 Michael Livingston (Connecticut '12/Second Season)
 Matt Zanellato (Penn State '14/Second Season)
 Steven Daniels Jr. (Boston College '18/First Season)
 Tony Brinson
 Jim Reid
 Michael Forman
 Travis Russell
 Jake Lane
 Garrett Dzuro
 Jake Fire
 Joey Rahal

General Manager/Director of Player Personnel
 Assistant Athletic Director of Football Administration
 Head Football Sports Performance Coach
 Sports Performance Coach
 Sports Performance Coach
 Video Coordinator
 Head Football Athletic Trainer
 Assistant Athletic Trainer
 Assistant Athletic Trainer
 Football Equipment Assistant
 Director of Football Team Services
 Head Football Athletic Trainer
 Assistant Athletic Trainer
 Assistant Athletic Trainer
 Director of Football Team Services
 Football Equipment Assistant

Rory Pommering
 Tim Silvernail
 Scott McLafferty
 Thomas Bacchia
 Ed Sykes
 Bill Sisler
 Michaela Day
 Elizabeth Fuller
 Patrick Griffin
 Ben Hodgkins
 Sam Collins
 Michaela Day
 Elizabeth Fuller
 Patrick Griffin
 Ben Hodgkins
 Spencer Wright

ESTONIA (1)
 83 Ott Eric Ottender WR R-Fr. 5-11 185
GERMANY (1)
 85 Magnus Von Saldern TE R-So. 6-4 285

DEPTH CHART

OFFENSE

| POS. | NO. | NAME | YR. | HT. | WT. |
|------|-----|----------------------|-------|------|-----|
| QB | 5 | AHMAD HASTON | R-FR. | 6-0 | 200 |
| -OR- | 8 | AJ HAIRSTON | FR. | 6-3 | 215 |
| RB | 21 | JALEN JOHN | R-JR. | 5-11 | 220 |
| -OR- | 23 | BRANDON CAMPBELL | R-JR. | 5-10 | 210 |
| -OR- | 33 | CJ HESTER | SO. | 5-11 | 195 |
| WR | 11 | JAKOBIE KEENEY-JAMES | GR. | 6-1 | 195 |
| | 7 | FRANK LADSON JR. | GR. | 6-3 | 200 |
| WR | 4 | STERLING GALBAN | GR. | 5-10 | 170 |
| | 82 | KENYON MASSEY | FR. | 5-10 | 180 |
| WR | 10 | T.Y. HARDING | R-SO. | 5-9 | 180 |
| | 2 | JACQUON GIBSON | R-SO. | 5-11 | 195 |
| TE | 81 | DOMINICK MAZOTTI | GR. | 6-4 | 250 |
| | 87 | OWEN ANDERSON | R-SO. | 6-4 | 250 |
| -OR- | 0 | JAELYN LAY | GR. | 6-6 | 265 |
| LT | 63 | BRAYDEN ROHME | GR. | 6-6 | 300 |
| | 77 | JAXON KING | JR. | 6-7 | 310 |
| LG | 72 | ETHAN MOTTINGER | SR. | 6-5 | 315 |
| -OR- | 66 | WYATT TERLAAK | R-JR. | 6-4 | 335 |
| C | 55 | BENJAMIN ROY JR. | R-JR. | 6-2 | 295 |
| | 64 | PEYTON MILLER | R-FR. | 6-3 | 310 |
| RG | 60 | JOSH ATWOOD | SR. | 6-2 | 325 |
| | 54 | MAO GLYNN II | R-JR. | 6-3 | 305 |
| RT | 79 | RYAN MOSESSO | R-JR. | 6-5 | 305 |
| | 57 | PAUL TCHIO | R-JR. | 6-5 | 305 |

-or- listed next to player's number indicates they may start/play in place of the individual listed directly above them

DEPTH CHART

DEFENSE

| POS. | NO. | NAME | YR. | HT. | WT. |
|-------|-----|----------------------|-------|------|-----|
| DE | 13 | JAYLEN HUDSON | GR. | 6-3 | 260 |
| | 94 | KOFI ASARE | R-SO. | 6-5 | 250 |
| | 50 | AQUAN ROBINSON | R-JR. | 6-4 | 235 |
| DT | 10 | TIM GRANT-RANDALL | GR. | 6-0 | 285 |
| | 49 | SHAMBRE JACKSON | R-JR. | 6-3 | 285 |
| | 53 | SAHNAI SWAIN-PRICE | R-SO. | 6-1 | 290 |
| NT | 44 | AARON BECKWITH | R-JR. | 6-4 | 300 |
| | 88 | BRANDON MCELROY | R-JR. | 6-5 | 300 |
| DE | 18 | LOUCE JULIEN | R-JR. | 6-2 | 260 |
| | 19 | ETINOSA REUBEN | GR. | 6-3 | 265 |
| | 97 | JERMAINE WIGGINS JR. | R-SO. | 6-3 | 255 |
| MIKE | 23 | JALEN STEWART | SR. | 6-0 | 230 |
| -OR- | 5 | TYLER MARTIN | R-SO. | 6-2 | 235 |
| WILL | 22 | GERRELL JOHNSON | SR. | 6-3 | 225 |
| -OR- | 25 | MACKLIN AYERS | GR. | 6-3 | 230 |
| | 9 | MYLES TURNER | R-JR. | 6-1 | 225 |
| SAM | 15 | DERRIEON CRAIG | JR. | 5-10 | 215 |
| -OR- | 30 | DONOVAN DYSON | R-FR. | 6-1 | 230 |
| VIPER | 0 | JALEN HARRELL | R-JR. | 6-2 | 210 |
| -OR- | 17 | CHRISTIAN LEBRUN | R-FR. | 6-0 | 215 |
| CB | 7 | LAKE ELLIS | GR. | 6-0 | 185 |
| -OR- | 1 | ARSHEEN JILES | GR. | 5-9 | 195 |
| CB | 2 | ISAIAH RUTHERFORD | R-SR. | 6-1 | 195 |
| | 28 | JERROD CAMERON | R-SO. | 5-10 | 175 |
| S | 21 | TE'RAI POWELL | SR. | 6-0 | 195 |
| | 11 | LEONARD ST. GOURDIN | GR. | 6-3 | 200 |
| S | 4 | TYLER RUDOLPH | R-SR. | 6-0 | 205 |
| | 6 | JEREMIAH MCGILL | R-SO. | 5-11 | 195 |

-or- listed next to player's number indicates they may start/play in place of the individual listed directly above them

DEPTH CHART

SPECIAL TEAMS

| POS. | NO. | NAME | YR. | HT. | WT. |
|------|-----|-----------------|-------|------|-----|
| PK | 29 | JACOB LURIE | GR. | 5-9 | 175 |
| | 98 | RILEY MOORE | R-JR. | 5-10 | 190 |
| P | 95 | CJ KOLODZIEY | SR. | 6-1 | 210 |
| | 98 | RILEY MOORE | R-JR. | 5-10 | 190 |
| LS | 48 | JACKSON MARX | GR. | 6-1 | 215 |
| | 39 | JAMES HORTON | FR. | 6-0 | 215 |
| HO | 95 | CJ KOLODZIEY | SR. | 6-1 | 210 |
| KR | 10 | T.Y. HARDING | R-SO. | 5-9 | 180 |
| | 4 | STERLING GALBAN | GR. | 5-10 | 170 |
| PR | 10 | T.Y. HARDING | R-SO. | 5-9 | 180 |
| | 4 | STERLING GALBAN | GR. | 5-10 | 170 |

-or- listed next to player's number indicates they may start/play in place of the individual listed directly above them

PRONUNCIATION GUIDE

| | |
|--|-----------------------------|
| Bennett Abbe | Ab-bee |
| Da'Marion Alberic | Duh-mar-EE-ON |
| Payton Andrade | Ann-DRAID |
| Kofi Asare | Co-fee Ah-sar-aye |
| Macklin Ayers | Airs |
| Riley Bloch | Block |
| Keshawn Brown | KEY-shawn |
| Jerrod Cameron | JUR-rod |
| Joe Carrara | CAH-rawr-RAH |
| Derrieon Craig | Dare-EE-ON |
| Cookie Desiderio | Dez-UH-DARE-ee-oh |
| Kezion Dia-Johnson | Kah-ZION |
| Jacquon Gibson | JAY-Kwan |
| T.Y. Harding | TEE-WHY |
| Jalen Harrell | Huh-Rell |
| Ahmad Haston | Uh-MOD |
| Erik Hehl | HAIL |
| Zukudo Igwenagu | ZAH-coo-Doe IG-gwen-nah-goo |
| Shambre Jackson | Shom-BRAY |
| Gerrell Johnson | juh-RELL |
| Louce Julien | loose |
| Jakobie Keeney-James | Juh-Co-Bee |
| C.J. Kolodziej | kuh-LOW-gee |
| Luke LoPresti | Low-press-TEE |
| Jacob Lurie | Lure-EE |
| Kenyon Massey | Mass-EE |
| Brandon McElroy | Mack-UHL-roy |
| Godson Ofonagoro | ah-FAWN-ah-gar-oh |
| Kyle Ott | AUGHT |
| Ott Eric Ottender | OUIT Air-Ick AUGHT-IN-DUR |
| Jackson Paradis | Pair-ah-diss |
| Taisun Phommachanh | Tyson PUMA-chon |
| Te'Rai Powell | tuh-RAY |
| Etinosa Reuben | Eh-tee-OH-sah (Silent "N") |
| Aquan Robinson | ah-quan |
| Shane Robles | Row-BLESS |
| Brayden Rohme | ROME |
| Keith Sarkodieh | sar-co-DEAR |
| Sam Staruch | stare-ICH |
| Sahnai Swain-Price | Suh-NYE |
| Paul Tchio | CHEE-oh (Silent "T") |
| Wyatt Terlaak | Tur-lack |
| Alex Tsoumakas III | Suh-MAH-Kiss |
| Magnus von Saldern | vaughn SAUL-dern |
| Jashon Watkins | JAY-Shawn |
| Donta Whack | Don-TAY |
| Keith Dudzinski (defensive coordinator/linebackers coach) | DUH-zin-SKI |
| Matt Zanellato (wide receivers coach) | ZAN-ah-LOT-TOW |

2024 OFFENSIVE STARTERS (CONSECUTIVE/CAREER STARTS)

| OPPONENT | WR | WR | LT | LG | C | RG | RT | QB | RB | WR | TE |
|-------------------------|-----------------|---------------|---------------|-------------------|----------------|-------------------|---------------|---------------------|--------------|----------------------|---------------|
| Eastern Michigan | Galban (1/1) | Gibson (1/5) | Rohme (1/1) | Terlaak (1/1) | Atwood (25/27) | Mottinger (13/31) | Painton (1/1) | Phommachanh (8/10) | John (1/2) | Simpson (13/13) | Mazotti (1/1) |
| at Toledo | Simpson (14/14) | Gibson (2/6) | Rohme (2/2) | Terlaak (2/2) | Atwood (26/28) | Mottinger (14/32) | Roy Jr. (1/1) | Phommachanh (9/11) | John (2/3) | Keeney-James (1/1) | Mazotti (2/2) |
| at Buffalo | Galban (1/2) | Gibson (3/7) | Rohme (3/3) | Terlaak (3/3) | Atwood (27/29) | Mottinger (15/33) | Roy Jr. (2/2) | Phommachanh (10/12) | John (3/4) | Keeney-James (2/2) | Lay (1/1) |
| Central Connecticut St. | Galban (2/3) | Gibson (4/8) | Rohme (4/4) | Terlaak (4/4) | Atwood (28/30) | Mottinger (16/34) | Mosesso (1/1) | Phommachanh (11/13) | John (4/5) | Keeney-James (3/3) | Lay (2/2) |
| at Miami (OH) | Galban (3/4) | Gibson (5/9) | Rohme (5/5) | Terlaak (5/5) | Atwood (29/31) | Mottinger (17/35) | Mosesso (2/2) | Phommachanh (12/14) | John (5/6) | Keeney-James (4/4) | Mazotti (1/3) |
| at NIU | Galban (4/5) | Gibson (6/10) | Rohme (6/6) | Terlaak (6/6) | Atwood (30/32) | Mottinger (18/36) | Mosesso (3/3) | Phommachanh (13/15) | Hester (1/1) | Keeney-James (5/5) | Mazotti (2/4) |
| #21 Missouri | Galban (5/6) | Gibson (7/11) | Rohme (7/7) | Terlaak (7/7) | Atwood (31/33) | Mottinger (19/37) | Mosesso (4/4) | Phommachanh (14/16) | Hester (2/2) | Keeney-James (6/6) | Mazotti (3/5) |
| Wagner | Galban (6/7) | Harding (1/3) | Rohme (8/8) | Terlaak (8/8) | Atwood (32/34) | Mottinger (20/38) | Roy Jr. (1/3) | Phommachanh (15/17) | John (1/7) | Keeney-James (7/7) | Mazotti (4/6) |
| at Mississippi State | Galban (7/8) | Harding (2/4) | Rohme (9/9) | Mosesso (1/5) | Atwood (33/35) | Mottinger (21/39) | Roy Jr. (2/4) | Phommachanh (16/18) | John (2/8) | Keeney-James (8/8) | Mazotti (5/7) |
| Liberty | Galban (8/9) | Harding (3/5) | Rohme (10/10) | Mottinger (22/40) | Roy Jr. (3/5) | Atwood (34/36) | Mosesso (2/6) | Haston (1/1) | John (3/9) | Keeney-James (9/9) | Mazotti (6/8) |
| at #10 Georgia | Galban (9/10) | Harding (4/6) | Rohme (11/11) | Mottinger (23/41) | Roy Jr. (4/6) | Atwood (35/37) | Mosesso (3/7) | Haston (2/2) | John (4/10) | Keeney-James (10/10) | Mazotti (7/9) |

2024 DEFENSIVE STARTERS (CONSECUTIVE/CAREER STARTS)

| OPPONENT | DT/DE | MIKE | DE/DT | SAM/NT | WILL | DE | VIPER | CB | CB | S/DE | S |
|-------------------------|---------------------|-----------------|----------------|----------------|---------------------|--------------|---------------|-------------------|---------------|----------------|-----------------|
| Eastern Michigan | Grant-Randall (1/1) | Stewart (1/3) | Julien (1/10) | Dyson (1/1) | Ge. Johnson (13/32) | Asare (1/1) | Gibbs (1/1) | Jiles (1/1) | Ellis (1/1) | Powell (3/29) | Rudolph (6/22) |
| at Toledo | Grant-Randall (2/2) | Stewart (2/4) | Julien (2/11) | Beckwith (1/2) | Ayers (1/1) | Hudson (1/1) | Harrell (1/1) | Rutherford (1/12) | Ellis (2/2) | Powell (4/30) | Rudolph (7/23) |
| at Buffalo | Grant-Randall (3/3) | Stewart (3/5) | Julien (3/12) | McElroy (1/1) | Ge. Johnson (1/33) | Hudson (2/2) | Harrell (2/2) | Rutherford (2/13) | Ellis (3/3) | Powell (5/31) | Rudolph (8/24) |
| Central Connecticut St. | Grant-Randall (4/4) | Stewart (4/6) | Julien (4/13) | Jackson (1/1) | Ge. Johnson (2/34) | Asare (1/2) | Harrell (3/3) | Rutherford (3/14) | Ellis (4/4) | Powell (6/32) | Rudolph (9/25) |
| at Miami (OH) | Grant-Randall (5/5) | Stewart (5/7) | Julien (5/14) | Craig (1/1) | Ge. Johnson (3/35) | Asare (2/3) | Harrell (4/4) | Jiles (1/2) | Ellis (5/5) | Powell (7/33) | Rudolph (10/26) |
| at NIU | Grant-Randall (6/6) | Stewart (6/8) | Julien (6/15) | Craig (2/2) | Ayers (1/2) | Asare (3/4) | Harrell (5/5) | Rutherford (1/15) | Ellis (6/6) | Powell (8/34) | Rudolph (11/27) |
| #21 Missouri | Swain-Price (1/1) | Stewart (7/9) | Julien (7/16) | Jackson (1/2) | Ge. Johnson (1/36) | Hudson (1/3) | Harrell (6/6) | Rutherford (2/16) | Ellis (7/7) | Powell (9/35) | Rudolph (12/28) |
| Wagner | Grant-Randall (1/7) | Stewart (8/10) | Julien (8/17) | Beckwith (1/3) | Ge. Johnson (2/37) | Hudson (2/4) | LeBrun (1/1) | Rutherford (3/17) | Ellis (8/8) | Powell (10/36) | Rudolph (13/29) |
| at Mississippi State | Grant-Randall (2/8) | Stewart (9/11) | Julien (9/18) | Beckwith (2/4) | Ge. Johnson (3/38) | Hudson (3/5) | LeBrun (2/2) | Rutherford (4/18) | Ellis (9/9) | Powell (11/37) | Rudolph (14/30) |
| Liberty | Jackson (1/3) | Stewart (10/12) | Julien (10/19) | McElroy (1/2) | Ge. Johnson (4/39) | Hudson (4/6) | LeBrun (3/3) | Rutherford (5/19) | Ellis (10/10) | Powell (12/38) | Rudolph (15/31) |
| at #10 Georgia | Grant-Randall (1/9) | Stewart (11/13) | Julien (11/20) | Jackson (2/4) | Ge. Johnson (5/40) | Hudson (5/7) | LeBrun (4/4) | Rutherford (6/20) | Ellis (11/11) | Powell (13/39) | Rudolph (15/32) |

STARTS BY MINUTEMAN (OFFENSE)

| No. | Offense | Pos. | 2020 | 2021 | 2022 | 2023 | 2024 | Total |
|-----|----------------------|------|------|-------|------|------|------|-------|
| 60 | Josh Atwood | OL | - | 2(DL) | 12 | 12 | 11 | 37 |
| 4 | Sterling Galban | WR | - | - | - | - | 10 | 10 |
| 2 | Jacquon Gibson | WR | - | - | 4 | (RS) | 7 | 11 |
| 10 | T.Y. Harding | WR | - | - | 2 | - | 3 | 5 |
| 33 | CJ Hester | RB | - | - | - | - | 2 | 2 |
| 21 | Jalen John | RB | - | - | - | 1 | 9 | 10 |
| 11 | Jakobie Keeney-James | WR | - | - | - | - | 10 | 10 |
| 0 | Jaelyn Lay | TE | - | - | - | - | 2 | 2 |
| 81 | Dominick Mazotti | TE | - | - | - | - | 9 | 9 |
| 79 | Ryan Mosesso | OL | - | - | - | - | 7 | 7 |
| 72 | Ethan Mottinger | OL | - | 12 | 7 | 12 | 11 | 41 |
| 65 | Luke Painton | OL | - | - | - | - | 1 | 1 |
| 3 | Taisun Phommachanh | QB | - | - | - | 9 | 9 | 18 |
| 63 | Brayden Rohme | OL | - | - | - | - | 11 | 11 |
| 55 | Benjamin Roy Jr. | OL | - | - | - | - | 6 | 6 |
| 1 | Anthony Simpson | WR | - | - | - | 12 | 1 | 13 |
| 66 | Wyatt Terlaak | OL | - | - | - | - | 8 | 8 |

(RS) Denotes player competed but ultimately redshirting the season
 RS without parenthesis denotes player redshirted season outright
 (DL) Starts made as defensive lineman

STARTS BY MINUTEMAN (DEFENSE)

| No. | Offense | Pos. | 2020 | 2021 | 2022 | 2023 | 2024 | Total |
|-----|--------------------|------|------|------|------|------|------|-------|
| 94 | Kofi Asare | DE | - | - | - | - | 4 | 4 |
| 25 | Macklin Ayers | LB | - | - | - | - | 2 | 2 |
| 44 | Aaron Beckwith | DE | - | 1 | - | - | 3 | 4 |
| 28 | Jerrold Cameron | CB | - | - | - | 1 | - | 1 |
| 15 | Derrieon Craig | LB | - | - | - | - | 2 | 2 |
| 30 | Donovan Dyson | LB | - | - | - | - | 1 | 1 |
| 7 | Lake Ellis | DB | - | - | - | - | 11 | 11 |
| 16 | Jadrian Gibbs | VPR | - | - | - | - | 1 | 1 |
| 10 | Tim Grant-Randall | DL | - | - | - | - | 9 | 9 |
| 0 | Jalen Harrell | DB | - | - | - | - | 6 | 6 |
| 13 | Jaylen Hudson | DL | - | - | - | - | 7 | 7 |
| 10 | Zukudo Igwenagu | LB | - | - | 4 | 2 | - | 6 |
| 1 | Arsheen Jiles | DB | - | - | - | - | 2 | 2 |
| 49 | Shambre Jackson | DT | - | - | - | - | 4 | 4 |
| 22 | Gerrell Johnson | LB | - | 12 | 6 | 12 | 9 | 40 |
| 18 | Louce Julien | DE | - | - | - | 9 | 11 | 20 |
| 17 | Christian LeBrun | VPR | - | - | - | - | 4 | 4 |
| 5 | Tyler Martin | LB | - | - | - | 2 | - | 2 |
| 88 | Brandon McElroy | DL | - | - | - | - | 2 | 2 |
| 21 | Te'Rai Powell | CB | 4 | 12 | 2 | 11 | 11 | 39 |
| 4 | Tyler Rudolph | DB | - | - | 11 | 10 | 11 | 32 |
| 12 | Isaiah Rutherford | DB | - | - | - | 11 | 9 | 20 |
| 40 | Dominic Schofield | LB | - | - | 1 | 5 | - | 6 |
| 23 | Jalen Stewart | LB | - | - | - | 2 | 11 | 13 |
| 53 | Sahnai Swain-Price | DE | - | - | - | - | 1 | 1 |

(RS) Denotes player competed but ultimately redshirting the season
 RS without parenthesis denotes player redshirted season outright
 +Starts made at tight end

UMASS FOOTBALL GAME NOTES AND STORYLINES

SERIES HISTORY

Massachusetts and Connecticut will be meeting for the 78th time in series history, with the Minutemen leading 38-37-2. At 77 previous meetings, Connecticut is the second most common opponent for UMass, trailing only Rhode Island (87).

Last season, met on Nov. 25, 2023 at McGuirk Alumni Stadium with the Huskies prevailing 31-18. Taisun Phommachanh got the start at quarterback for UMass that day and he threw for 230 yards on 18-for-30 passing with a touchdown. Tight end Gino Campiotti scored in his second consecutive game, catching a 10-yard touchdown pass. For the UMass defense, Te'Rai Powell had eight tackles and Tyler Rudolph added seven tackles and a fumble recovery. Billy Wooden had 2.5 TFLs for 11 yards and a sack for seven yards.

In 2022, Massachusetts was stymied on the road, 27-10, by Connecticut at Pratt & Whitney Stadium at Rentschler Field (23,430). Cameron Sullivan-Brown totaled a career-high 124 receiving yards, including a career long 53-yard catch for a touchdown Rudolph had 10 tackles in that contest.

The last UMass win came in 2021 when the Minutemen posted a 27-13 win on October 9 at McGuirk Alumni Stadium. Ellis Merriweather rushed for 171 yards and added two touchdowns to lead UMass to the victory.

The teams first met on Nov. 6, 1897 with M.A.C. prevailing, 36-0. Massachusetts also picked up the 100th win in school history against Connecticut, posting a 28-0 win on Oct. 2, 1920. The teams were charter members of the Yankee Conference, which was announced on Dec. 3, 1946.

Another notable game in the series came on Nov. 16, 1996, and is called The Miracle at McGuirk. Jeff Smith hit Erik Henry on a 20-yard touchdown strike with 31 seconds remaining to complete a 20-point fourth quarter comeback and lead UMass to a 39-38 victory over Connecticut in the final game in Yankee Conference history. The comeback is the greatest in school history.

Then on Nov. 20, 1999, the Minutemen posted an emphatic 62-20 over UConn at McGuirk Stadium in the Huskies last game as a I-AA school. Massachusetts claimed its 18th Atlantic 10 Conference title in the process as Marcel Shipp rushed for three touchdowns in the victory to break Rene Ingoglia's single-season record of 19. Shipp went on to finish the season with 24 rushing scores.

QUICK HITS

After rushing for an impressive 226 yards at #8/10 Georgia (November 23), the Minutemen are averaging 161.6 yards per game on the ground (68th in FBS). The 226 yards rushing marked the first time Georgia had given up at least 225 yards rushing since Oct. 13, 2018 versus LSU.

Massachusetts ranks 12th in FBS in average time of possession (32:28), just behind UTSA (32:30) and ahead of LSU (32:24). Connecticut enters Saturday ranked 83rd (29:35).

The Massachusetts defense is holding opponents to 176.2 passing yards per game, which ranks 11th in FBS, just

behind No. 10 Bowling Green (174.8) and ahead of No. 12 Northern Illinois (176.3).

T.Y. Harding is one of 48 FBS players with a punt return touchdown this season (entering week 14).

The Minutemen are tied for 21st in FBS with 10 turnovers lost on the season (six interceptions and four fumbles lost).

According to ESPN.com, UMass' strength of schedule ranks 71st in FBS (out of 134), while UConn ranks 123rd.

In the overtime loss to Liberty (Nov. 16) Gerrell Johnson tallied 10 total tackles for the second consecutive game (at Mississippi State on Nov. 2) to become the first Minuteman since the 2019 season to register 10-plus tackles in back-to-back games, joining Cole McCubrey (12 at Rutgers on Aug. 30 and vs. Southern Illinois on Sept. 7).

Seven Minutemen have combined to rush for 16 touchdowns this season, including CJ Hester (4), Jalen John (4), Taisun Phommachanh (3), Brandon Campbell (3), Jackson Paradis (1), AJ Hairston (1) and Ahmad Haston (1).

PASSING GRADE

The Massachusetts defense is holding opponents to 176.2 passing yards per game, which ranks 11th in FBS, just behind No. 10 Bowling Green (174.8) and ahead of No. 12 Northern Illinois (176.3).

The Minutemen posted four pass breakups against CCSU (Sept. 21), marking their third game of the season with at least four pass breakups (also had vs. Eastern Michigan on Aug. 31 and nine at Toledo on Sept. 7).

Massachusetts has totaled 30 pass breakups on the season, led by Lake Ellis (5), Tyler Rudolph (3) and Time Grant-Randall (3)

The Minutemen also have five interceptions this season, with the most recent coming from Te'Rai Powell against Liberty (Nov. 16). It marked Powell's second interception of the season, having previously come up with his first career interception against Wagner (Oct. 26).

Isaiah Rutherford notched his first interception of the season and the second of his career at Northern Illinois (Oct. 5), while Jalen Harrell (at Miami on Sept. 28) and Ryan Barnes (vs. CCSU on Sept. 21) also recorded their first career interceptions this season.

JULIEN ON THE LOOSE

Redshirt junior Louce Julien posted his second sack of the season and totaled three tackles for loss (for 10 yards) in the win over Wagner (Oct. 26). Julien's three tackles for loss were the most by a Minuteman since Billy Wooden had three at New Mexico State on September 23, 2023.

On the season, Julien has played all 11 games while totaling career highs in tackles (38/19 solo), tackles for loss (6.5), sacks (5.0), while also adding a quarterback hurry, a pass breakup and two forced fumbles. His tackles for loss and sack totals

lead the team.

HARDING: ALL-PURPOSE

Redshirt sophomore T.Y. Harding is emerging as an all-purpose threat for the Minutemen.

The Cambridge, Massachusetts native helped lead the Minutemen past Wagner (Oct. 26) with a receiving touchdown and 58-yard punt return touchdown that iced the game in the fourth quarter. It was the first UMass punt return touchdown since Isaiah Rodgers, currently a defensive back for the Philadelphia Eagles, returned a punt for a touchdown at Charlotte on September 14, 2019.

Harding ranks 38th in FBS in combined kick return yards this season with 351 and is one of 48 FBS players with a punt return touchdown this season.

Harding, who started the season on the scout team, now has five touchdowns including four receiving and the punt return TD.

JK-J

Graduate student wide receiver Jakobie Keeney-James has stepped up for the Minutemen this season. He put together a career day at Miami (Ohio) on September 28, totaling a career-high 150 yards receiving on four catches, including a 66-yard touchdown. His 66-yard grab was also a career long.

Keeney-James has three 100-plus yard receiving games this season and his 150 yards at Miami (Sept. 28) were the most by a Minuteman since Andy Isabella had 303 yards against Liberty on November 3, 2018.

For the season Keeney-James, a native from Redlands, California, has played all 11 games while catching 45 passes for 771 yards and five touchdowns. He had a career-long, 75-yard catch that he turned into a touchdown at eighth-ranked Georgia (Nov. 23). His 771 yards rank 51st in FBS, while his 70.1 receiving yards per game ranks 53rd in FBS. Keeney-James also ranks 48th in FBS with a 17.13 yards per catch average.

With one game to play, Keeney-James' season ranks eighth in total receiving yards (since 1996):

| | | |
|----|-----------------------|-------|
| 1. | Andy Isabella, 2018 | 1,698 |
| 2. | Tajae Sharpe, 2015 | 1,319 |
| 3. | Tajae Sharpe, 2014 | 1,281 |
| 4. | Andy Isabella, 2017 | 1,020 |
| 5. | Adam Breneman, 2016 | 808 |
| 6. | Andy Isabella, 2016 | 801 |
| 7. | Anthony Simpson, 2023 | 792 |
| 8. | J. Keeney-James, 2024 | 771 |

MINUTEMAN IN MEMORIAM: GREG LANDRY

Former Massachusetts all-time great quarterback Greg Landry passed away on Friday, Oct. 4 at 77 years old. Behind Landry's arm and running ability, UMass won two Yankee Conference Championships in his three seasons as a starter. Landry led UMass in passing all three of his seasons and led the Minutemen in both rushing and scoring in 1965 and 1967.

UMASS FOOTBALL GAME NOTES

The Detroit Lions selected Landry with the 11th pick of the 1968 NFL draft and he went on to have a successful 14-year pro career with the Lions and the Baltimore Colts from 1968-81. He then spent two seasons in the USFL before returning to the NFL to play one game for the Chicago Bears.

Landry was an All-Pro for the Lions in 1971 and started for the NFC in the Pro Bowl. He totaled 16,052 passing yards in his NFL career with 98 touchdowns and 103 interceptions. He also gained more than 2,600 yards on the ground with 21 TDs. In 1976, he earned the NFL's Comeback Player of the Year award after passing for 2,191 yards and 17 TDs.

Landry served as an assistant coach for his former team, the Detroit Lions, after spending several years on the coaching staff at the University of Illinois. He was the offensive coordinator for the Chicago Bears when they won Super Bowl XX. Landry was one of six Minutemen named to the Yankee Conference 50th Anniversary team, announced in June of 1996, and he was inducted into the UMass Athletics Hall of Fame in 1980.

MINUTEMEN IN THE NFL

Former cornerback Isaiah Rodgers (2016-19) signed with the Eagles after three seasons with Indianapolis. After working back from a broken hand suffered in the preseason, Rodgers made his season debut against Tampa Bay on Sept. 29 and chipped in with a solo tackle and a blocked kick. He had four tackles against the Cowboys (Nov. 10) and then against the Rams he had four tackles and a forced fumble (Nov. 24).

Former running back Ellis Merriweather (2020-22) was elevated to the Packers' active roster from the practice squad ahead of their season opener against the Eagles in São Paulo, Brazil. It was his first career regular season game on an active NFL roster, but he did not appear in the contest.

Former long snapper Evan Deckers (2018-21) won the Tampa Bay Buccaneers job out of camp and made his season debut in week one but was placed on the IR before week five.

Former defensive back Josh Wallace (2019-22) signed with Los Angeles Rams as a free agent after he graduated from UMass and spent his final season of eligibility with Michigan (2023). He made his debut on Oct. 6 against the Packers and totaled a pair of solo tackles. He has two starts on the season and added a pass defended against the Seahawks (Nov. 3).

Former offensive lineman Elijah Wilkinson (2013-16) is on the practice squad for the Atlanta Falcons, while former wide receiver Andy Isabella (2015-18) signed with the Pittsburgh Steelers practice squad during week eight.

The NFL coaching ranks also include a lot of former Minutemen, including Tampa Bay Offensive Coordinator Liam Cohen (2004-08) and Chiefs Defensive Line Coach Joe Cullen (1986-89).

DUDES WITH DEGREES

Thirty-two Minutemen open the season having already earned undergraduate degrees. Seven of the 32 have degrees from UMass including Josh Atwood, Ethan Mottinger, Aaron Beckwith,

Zukudo Igwenagu, Te'Rai Powell, Tyler Rudolph and Myles Turner.

Additional players with undergraduate degrees include Will Jones, Luke Painton, Brayden Rohme, Paul Tchio, Sterling Galban, Jakobie Keeney-James, Frank Ladson, Sam Staruch, Dom Mazotti, Jaelyn Lay, Matt Smith, Taisun Phommachanh, Ben Roy, Tim Grant-Randall, Brandon McElroy, Jaylen Hudson, Etinosa Reuben, Macklin Ayers, Leonard St. Gourdin, John Burton, Lake Ellis, Arsheen Jiles, Isaiah Rutherford, Jashon Watkins and Jacob Lurie.

BORN AND BRED IN THE COMMONWEALTH

This season's rosters features 27 student-athletes from the Commonwealth of Massachusetts

| YEAR | MASSACHUSETTS-BORN PLAYERS |
|------|----------------------------|
| 2024 | 27 |
| 2023 | 27 |
| 2022 | 27 |
| 2021 | 31 |
| 2020 | 29 |
| 2019 | 30 |
| 2018 | 25 |
| 2017 | 27 |

GET SOME #MACTION

The University of Massachusetts accepted an invitation to join the Mid-American Conference (MAC) as a full member, beginning on July 1, 2025.

The move will bring the MAC's membership to 13 institutions as UMass will join Akron, Ball State, Bowling Green, Buffalo, Central Michigan, Eastern Michigan, Kent State, Miami (Ohio), Northern Illinois, Ohio, Toledo and Western Michigan

Massachusetts was a football only affiliate member of the MAC from 2012-2015.

Massachusetts will compete in the Mid-American Conference in baseball, men's and women's basketball, men's and women's cross country, field hockey, football, men's and women's indoor/outdoor track & field, women's lacrosse, women's soccer, softball, women's swimming and diving and women's tennis. UMass will also compete in rowing, which was recently added by the MAC.

POWER FOUR TRANSFERS FOR 2024

Massachusetts added 14 transfers into the program with previous power four experience:

- Owen Anderson - Illinois
- Brandon Campbell - Houston/USC
- Sterling Galban - Texas Tech
- Mao Glynn II - Cincinnati
- Jaylen Hudson - Wake Forest
- Frank Ladson Jr. - Miami/Clemson
- Jaelyn Lay - Clemson
- Jacob Lurie - Vanderbilt
- Brandon McElroy - Arizona State
- Etinosa Reuben - Georgia Tech/Clemson
- Brayden Rohme - California
- Benjamin Roy Jr. - UCLA
- Sam Staruch - Michigan
- Paul Tchio - Georgia Tech/Clemson

Additional players on the 2024 roster who previously joined from the Power Four include:

- Ryan Barnes - Notre Dame
- John Burton - Arizona
- RJ Edwards - Arizona
- Jalen Harrell - Miami
- Zukudo Igwenagu - Rutgers
- Shambre Jackson - Florida State
- Jalen John - Arizona
- Steven Ortiz - Arizona/Minnesota
- Taisun Phommachanh - Clemson/Georgia Tech
- Tyler Martin - Arizona
- Tyler Rudolph - Penn State
- Isaiah Rutherford - Notre Dame
- Matt Smith - Duke
- Tyson Watson - Michigan State
- Jermaine Wiggins Jr. - Arizona

COACHING AT THE ALMA MATER

UMass employs two alums in full-time coaching roles in 2024, including assistant head coach/special teams coordinator/defensive lines coach, Ben Albert, and associate head coach/offensive line coach, Alex Miller.

Albert is a 1995 graduate of the University of Massachusetts and was an All-Conference defensive lineman. During the 2002 and 2003 seasons, he served as the inside linebackers coach and special teams coordinator, where he aided the Minutemen to the 2003 Atlantic 10 Conference championship.

Miller developed into one of the most celebrated offensive linemen during his playing days at Massachusetts. His four years starting on the line culminated with multiple first team all-America awards following the team's appearance in the 2006 National Championship Game. Miller cemented his legacy as a durable and reliable centerpiece for the Minutemen with starts in all 50 games played during the 2003-06 seasons

An additional coaching staff member earned a degree from UMass in Graduate Assistant Garrett Dzuro '23.

HALL OF FAME BALLOTT

Former Massachusetts football running back **Rene Ingoglia** was named to the 2025 ballot for induction into the College Football Hall of Fame the National Football Foundation (NFF) & College Hall of Fame (June 3). He was previously named to the 2024 ballot.

Ingoglia became the school and Yankee Conference's all-time leading career rusher with 4,623 yards after he ran for 656 yards during his rookie year, 1,284 yards as a sophomore, 1,505 yards as a junior and 1,178 yards as a senior.

Ingoglia closed out four years of dominance with 10 program-records and a pair of the Yankee Conference's top statistical marks. He was the first UMass player in history to average more than 100 rushing yards per game over a career (112.8), posted 21 career 100-plus yard games, three career 200-plus yard performances and outrushed the entire opposing team 18 times in his career.

Following his college career, Ingoglia played parts of three

UMASS FOOTBALL GAME NOTES

were't kept, but accounts of the games indicate he would have been a team leader in both categories. After his UMass playing days were over, DeFlavio went on to play professionally in the World Football League with New York and Charlotte and in the Canadian Football League with Montreal.

Tom Mullen, a member of the UMass football team from 1969-1972, was a three-year starter on the offensive line from 1970-1972 and was a first team All-Yankee Conference selection in 1972. He helped UMass capture two Yankee Conference titles and compiled a record of 23-11-2 with the Maroon & White. After graduation, Mullen signed with the Houston Oilers in 1973 and then with the Memphis Southmen of the USFL in 1974.

MINUTEMEN ON THE MAP

Two Minutemen in graduate students **Frank Ladson Jr.** and **Dominick Mazotti** earned a spot on the East-West Shrine Bowl 1000, as announced in July.

Additionally, Ladson Jr., landed on 2025 Reese's Senior Bowl Watch List, the organization announced in August.

UMASS FOOTBALL 2024 GAME RECAPS

GAME ONE: EASTERN MICHIGAN 28, UMASS 14

Massachusetts made it a 14-7 game in the second half, but was unable to get any closer, falling 28-14 in its season opener at McGuirk Alumni Stadium (12,810) on Saturday, Aug. 31.

Taisun Phommachanh was 20-for-30 with 177 yards through the air and led UMass in rushing with 57, which included a career-best 31-yard run.

Jalen John ran for 53 yards on 14 carries and picked up his first collegiate touchdown. CJ Hester had 36 yards on the ground and a TD in his UMass debut.

Derrieon Craig and Te'Rai Powell each had seven tackles to lead the Minutemen and Tim Grant-Randall recorded a pair of pass breakups.

GAME TWO: TOLEDO 38, UMASS 23

Massachusetts made it a one-point game, 17-16, with six minutes to play in the third quarter but Toledo responded and ultimately pulled away for a 38-23 win at the Glass Bowl (21,688).

Jakobie Keeney-James and Jacquon Gibson led the way on offense, registering career-best games. Keeney-James recorded his first receiving touchdown as a Minuteman and caught a career-high six receptions for 93 yards. Gibson hauled in six passes of his own for a career best with a career-high 72 yards receiving, which included a career-long 39-yard catch.

Quarterback Taisun Phommachanh threw for 259 yards on 26-for-40 passing with a touchdown and an interception. Phommachanh added 44-yards rushing on 22 carries, scoring a touchdown on the run.

For the UMass defense, Jaylen Hudson totaled five tackles, while six Minutemen tallied three. Derrieon Craig had a team-high two solo tackles, as Craig and Te'Rai Powell had 0.5 tackles for loss each.

As a team, Massachusetts came away with nine pass breakups and held Rockets quarterback Tucker Gleason to an 8-for-23 mark (175 yards).

GAME THREE: BUFFALO 34, UMASS 3

The Minutemen dropped a 34-3 decision to Buffalo on Saturday, Sept. 14 at UB Stadium (15,204). The Bulls led 10-3 at the half, but created separation in the third quarter with a 100-yard interception return for a touchdown.

Quarterback Taisun Phommachanh threw for 121 yards on 14-for-29 passing with an interception. Phommachanh also ran for two yards on nine attempts. Jacquon Gibson led the Minutemen offense with 58 yards on four receptions, including a 24-yard catch.

For the UMass defense, Gerrell Johnson totaled eight tackles, with six assisted. Derrieon Craig had a team-best six solo tackles and assisted with one for a total of seven, while adding a fumble recovery, a quarterback hurry and pass breakup. Louce Julien also forced a fumble, while Tyler Rudolph had a pass breakup. The Minutemen played without starters Anthony Simpson (WR),

Dominick Mazotti (TE), Luke Painton (OL) and Aaron Beckwith (DL) due to injury.

GAME FOUR: UMASS 35, CCSU 31

Massachusetts posted a 35-31 Homecoming win over Central Connecticut State on Saturday afternoon at McGuirk Alumni Stadium (10,847).

In a back-and-forth contest, the Minutemen went up for good at 9:18 of the fourth quarter on a 3-yard Brandon Campbell touchdown rush. Defensive back Leonard St. Gourdin had two key pass breakups down the stretch, including one on fourth down with 1:28 to play, as the UMass defense put the game away. It marked Don Brown's 100th career win as a head coach.

Quarterback Taisun Phommachanh finished the day 20-for-30 through the air with three touchdowns and added 43 yards on the ground. Wide receiver Jakobie Keeney-James finished the day with five catches for 95 yards and a touchdown.

On defense, the Minutemen held CCSU to a 2-for-11 mark on third down and 90 yards rushing. Tim Grant-Randall finished with a team-high five tackles, while Ryan Barnes posted his first career interception.

GAME FIVE: MIAMI (OH) 23, UMASS 20 (OT)

The Minutemen took the lead late but ultimately dropped a 23-20 overtime decision at Miami (Ohio) at Yager Stadium (9,542) on a rainy Saturday afternoon (Sept. 28).

Tied at 17-17, UMass took over possession with 6:13 left in the fourth quarter and drove 59 yards in 11 plays to set Jacob Lurie up for a 23-yard field goal, which he hit with 40 seconds remaining in the fourth. Miami answered with a field goal as time expired to force overtime, where a UMass field goal went wide, and Miami then kicked the game winner (43 yards).

Jakobie Keeney-James accumulated a career-high 150 yards receiving, including a career-long 64-yard grab, on four catches and a touchdown.

Quarterback Taisun Phommachanh was 9-for-22 on passing for 173 yards and a touchdown. Phommachanh was the leading rusher with 80 yards on 18 carries. CJ Hester followed with 63 yards rushing, including a 23-yard run, on 14 attempts with a touchdown of his own.

On defense, Jalen Stewart tallied a team-high eight tackles with one tackle for loss and a 0.5 sack. Gerrell Johnson and Etinosa Reuben had seven tackles each, while Reuben recorded two tackles for loss for nine yards, with a sack for eight yards. Jalen Harrell came away with UMass' lone interception for the first of his career and added a pass breakup.

GAME SIX: NORTHERN ILLINOIS 34, UMASS 20

Despite a career receiving game by T.Y. Harding, the University of Massachusetts football team was stymied on the road, 34-20, by Northern Illinois on Saturday, Oct. 5 at Huskie Stadium (12,466).

After it was tied at 13-13 at the end of the third quarter, the Huskies were able to pull away late with a strong rushing at-

tack in the second half.

Harding and Jakobie Keeney-James led the UMass receivers with four receptions each for 116 yards and 85 yards, respectively, which included a career-long 58-yard catch for Harding. Harding added two touchdowns on the day, for the first time in his career, to go along with his career-high receiving yards. CJ Hester led on the ground with a career-best 71 yards on 15 carries.

Quarterback Taisun Phommachanh was 15-for-30 on passing for 263 yards and two touchdowns. Phommachanh also ran for 27 yards on 13 carries.

On defense, Jalen Stewart recorded a team-leading 14 tackles with five solo and nine assisted. His 14 tackles mark the first time since 2022 a Minuteman posted 10 or more tackles in a game.

Louce Julien followed with eight total tackles and had a quarterback hurry. Christian LeBrun had one sack for a one-yard tackle for loss. Donovan Dyson scooped his first fumble recovery of his career, while Isaiah Rutherford came away with his second career interception, and first of the season.

GAME SEVEN: #21 MISSOURI 45, UMASS 3

No. 21 Missouri posted a 45-3 victory over Massachusetts at McGuirk Alumni Stadium (16,102) on Oct. 12.

Missouri, who became the first SEC opponent to visit McGuirk Alumni Stadium, opened the game with three unanswered scoring drives to take a 21-0 lead early in the first half. Massachusetts got on the board with a 28-yard field goal conversion in the second quarter. The Tigers matched with a field goal of their own to enter halftime up 24-3, capitalizing on an interception thrown near the Tigers' end zone as the Minutemen looked to narrow the gap before the half following a successful fake punt. Missouri scored three consecutive touchdowns in the third quarter, en route to the 45-3 victory.

Jakobie Keeney-James led the UMass receivers with six receptions for 80 yards. CJ Hester had 33 yards on nine carries.

On defense, Gerrell Johnson recorded a team-leading nine tackles with three solo and six assisted. Jalen Stewart followed with seven total tackles. Shambre Jackson added one sack.

UMASS FOOTBALL 2024 GAME RECAPS

GAME EIGHT: UMASS 35, WAGNER 7

University of Massachusetts football took down Wagner, 35-7, on Saturday afternoon at McGuirk Alumni Stadium (14,374) to cap a festive Family Weekend.

T.Y. Harding led the way for the Minutemen, notching 49 yards receiving on three catches and he added a touchdown. Harding also posted a career-long 58-yard punt return touchdown, marking the first UMass punt return touchdown since Isaiah Rodgers at Charlotte on September 14, 2019.

Quarterback Taisun Phommachanh had a career-high two rushing touchdowns and passed for a third touchdown as he finished the day 10-for-18 on passing for 129 yards, while carrying the ball seven times, with a 17-yard-long run.

Brandon Campbell rushed for 63 yards with one touchdown on eight attempts, followed by Jalen John with 52 yards on two carries, including a career-long 42-yard run. CJ Hester also had nine carries for 46 yards.

On defense, Myles Turner and Jalen Stewart led with eight tackles apiece. Louce Julien recorded a career-best three tackles for loss for 10 yards, with Kofi Asare registering a career-high 2.5 tackles for a loss of nine yards. Julien had a sack for a seven-yard loss, while Asare posted a five-yard sack. Te'Rai Powell came away with his first career interception, returning the ball 17 yards.

GAME NINE: MISSISSIPPI STATE 45, UMASS 20

On November 2, UMass dropped a 45-20 decision to SEC foe Mississippi State at Davis Wade Stadium (48,617).

The Minutemen got out to a 10-0 lead after one quarter of play, but the Bulldogs answered back and took the 21-10 halftime lead. Starting quarterback Taisun Phommachanh was six-for-13 for 49 yards passing in the first half before he was sidelined with an injury. He had added 35 yards rushing on six carries as well.

Quarterback AJ Hairston made his collegiate debut in the third quarter of the game, completing seven-of-11 passes for 62 yards, including a career-long 16-yard pass, with a touchdown, while Ahmad Haston completed four-of-five passes for 25 yards. Haston also ran for 22 yards on five attempts, including a career-long nine-yard run.

Brandon Campbell led on the ground with 10 rushes for 64 yards with a touchdown, marking his third of the season. CJ Hester followed close behind with 62 rushing yards on 13 carries. Jakobie Keeney-James caught four passes for 29 yards and a touchdown.

On the defensive side, Gerrell Johnson accumulated 10 tackles and a pass breakup, while Jalen Stewart and RJ Edwards tallied seven tackles apiece. Stewart added 1.5 sacks for a loss of eight yards, as Kofi Asare had an eight-yard sack of his own. Louce Julien and Tim Grant-Randall each had a tackle for loss.

GAME TEN: LIBERTY 35, UMASS 34 (OT)

University of Massachusetts fell in overtime, 35-34, to Liberty at McGuirk Alumni Stadium (9,115) on November 16.

With the score tied at 28-28 and time winding down in the

fourth, Massachusetts put together a defensive stand to get the ball back at the 1:44 mark. The Minutemen then drove 65 yards in order to attempt a 43-yard field goal as time expired, but the potential game winner flashed just wide. In overtime, UMass got the ball first and scored on two plays but missed the point after try before Liberty scored and converted the PAT to secure the win.

Quarterbacks AJ Hairston and Ahmad Haston filled in for injured starter Taisun Phommachanh with Hairston completing 13-of-25 passes for 163 yards on the day, including a career-long pass of 32 yards. Haston ran for 62 yards on six carries. Both Hairston and Haston recorded their first career rushing touchdowns.

Also on the ground, Jalen John had a career-high 119 yards on 15 carries while registering his first career multi-touchdown game with two. CJ Hester added 51 yards on 10 carries and Brandon Campbell had eight attempts for 23 yards.

Jakobie Keeney-James hauled in six passes for the Minutemen, matching a career-high total, for 75 yards, followed by T.Y. Harding with three catches for 59 yards. Dominick Mazotti added 24 yards receiving on two catches and had an important two-point conversion grab with 7:08 left in the fourth quarter.

On defense, Gerrell Johnson tallied 10 total tackles for the second straight contest, marking the first time a Minuteman had had back-to-back 10-tackle games since Cole McCubrey in 2019 (12 at Rutgers on Aug. 30 and 11 vs. Southern Illinois on Sept. 7).

Christian LeBrun and Kofi Asare each had one sack for 10 yards and four yards, respectively, while Lake Ellis and Jerrod Cameron posted one tackle-for-loss apiece. Asare forced a fumble and had a fumble recovery for the first time in his career, while Te'Rai Powell came away with his second career interception.

GAME ELEVEN: #8/10 GEORGIA 59, UMASS 21

The Minutemen dropped a 59-21 decision at No. 8/10 Georgia on Saturday, November 23 at Sanford Stadium (93,033).

The Minutemen scored on the game's opening drive for a 7-0 lead and Jakobie Keeney-James made a 75-yard highlight reel touchdown grab to make it a 31-21 game in the third quarter, but the Bulldogs were able to pull away for their ninth win of the season.

Massachusetts out-gained the Bulldogs on the ground 226-208 with Jalen John rushing for 107 yards and a touchdown and CJ Hester adding 74 rushing yards and a touchdown as well.

It marked the first time Georgia had given up at least 225 yards rushing since Oct. 13, 2018 versus LSU and the 166 rushing yards UMass posted in the first half were the most Georgia has given up in a first half since 2013.

Both Ahmad Haston and AJ Hairston played at quarterback for the Minutemen. Haston was 1-for-1 in the passing game and rushed the ball three times for 50 yards. Hairston was 7-for-16 passing for 121 yards and the touchdown to Keeney-James.

Jalen Stewart led the defense with seven tackles, while Jalen Harrell and Tyler Martin each had six.

UMASS FOOTBALL IN 2024 WHEN...

| | |
|--|-----|
| Playing at home (McGuirk Alumni Stadium) | 2-3 |
| Playing on the road | 0-6 |
| In a neutral site game | 0-0 |
| Facing a ranked opponent | 0-2 |
| Facing an in-state opponent | 0-0 |
| Playing in August | 0-1 |
| Playing in September | 1-3 |
| Playing in October | 1-2 |
| Playing in November | 0-3 |
| On television | 2-9 |
| On The SEC Network | 0-2 |
| On CBS Sports Network | 0-2 |
| On the ESPN family of networks (including ESPN+/WatchESPN) | 2-5 |
| On the NESN family of networks | 0-0 |
| Starting in the morning* | 0-0 |
| Starting in the afternoon (Noon - 4:59 p.m. start) | 2-9 |
| Starting in the evening (Game started at 5 p.m. or later) | 0-0 |
| Playing a game decided by 7 or fewer points | 1-2 |
| It won the coin toss | 1-3 |
| It lost the coin toss | 1-6 |
| Scoring first | 2-3 |
| Opponent scores first | 0-6 |
| Leading at halftime | 1-2 |
| Trailing at halftime | 0-6 |
| Tied at halftime | 1-1 |
| Leading after three quarters | 1-1 |
| Trailing after three quarters | 0-6 |
| Tied after three quarters | 1-2 |
| Going into overtime | 0-2 |
| Scoring 30 or more points | 2-1 |
| Scoring 20-29 points | 0-5 |
| Scoring 0-19 points | 0-3 |
| Allowing 30 or more points | 1-7 |
| Allowing 20-29 points | 0-2 |
| Allowing 0-19 points | 1-0 |
| Outrushing the opposition | 2-4 |
| Outrushed by the opposition | 0-5 |
| Recording more passing yards | 2-3 |
| Recording less passing yards | 0-6 |
| Winning time of possession | 1-7 |
| Losing time of possession | 1-2 |
| Scoring defensive/special teams touchdown | 1-0 |
| Allowing defensive/special teams touchdown | 0-3 |
| Recording fewer penalty yards | 1-2 |
| Having more penalty yards | 1-6 |
| Penalty yards were equal | 0-1 |
| Won turnover battle | 0-3 |
| Lost turnover battle | 0-3 |
| Turnovers were even | 2-2 |

2024 FOOTBALL CAPTAINS

| NAME | YEAR | POSITION |
|---------------------|-------|----------|
| Josh Atwood* | Sr. | OL |
| Taisun Phommachanh@ | R-Sr. | QB |
| Te'Rai Powell* | Sr. | DB |
| Tyler Rudolph* | R-Sr. | S |

* denotes All Season

@ denotes captained all EXCEPT Liberty, Georgia and UConn

& denotes captained vs.

+ denotes captained at

(TEAM) denotes captained one game only

2024 UMASS/OPPONENT TURNOVER CHART

| OPPONENT | FR | INT | GIVEAWAYS |
|---------------------------|----|-----|-----------|
| Eastern Michigan | 0 | 0 | 0 |
| at Toledo | 0 | 0 | 1 |
| at Buffalo | 1 | 0 | 1 |
| Central Connecticut State | 0 | 1 | 1 |
| at Miami (OH) | 0 | 1 | 0 |
| at NIU | 1 | 1 | 1 |
| #21 Missouri | 0 | 0 | 2 |
| Wagner | 0 | 1 | 1 |
| at Mississippi State | 0 | 0 | 1 |
| Liberty | 1 | 1 | 0 |
| at Georgia | 0 | 0 | 2 |
| UConn | | | |

CURRENT MINUTEMEN IN THE UMASS CAREER RANKINGS

CJ Kolodziej - Punt Yards; Punt Attempts; Average Yards/Punt

Isaiah Rutherford - Interceptions Returned For TDs

2024 LONGEST DRIVE BREAKDOWN

| LONGEST BY | MASSACHUSETTS | OPPONENT |
|------------------------|---|--|
| Number of Plays | 17 (Sept. 7 at Toledo) - Result: Made FG | 15 (Oct. 26 vs. Wagner) - Result: Touchdown |
| Number of Yards Gained | 92 (Oct. 26 vs. Wagner) - Result: Touchdown | 97, 2x (last Nov. 2 vs. Mississippi State) - Result: Touchdown |
| Time of Possession | 14:17 (Sept. 7 at Toledo) - Result: Punt | 14:01 (Aug. 31 vs. Eastern Michigan) - Result: Punt |

2024 UMASS 20-PLUS YARD PLAYS

| YDS | TYPE | PLAYER(S) | OPPONENT |
|-----|--------------|--------------------------|--------------------------------|
| 21 | Kick Return | Simpson | vs. Eastern Michigan (Aug. 31) |
| 31 | Pass | Phommachanh/Keeney-James | vs. Eastern Michigan (Aug. 31) |
| 28 | Kick Return | Simpson | vs. Eastern Michigan (Aug. 31) |
| 33 | Rush | Phommachanh | vs. Eastern Michigan (Aug. 31) |
| 25 | Pass | Phommachanh/Keeney-James | at Toledo (Sept. 7) |
| 39 | Pass | Phommachanh/Gibson | at Toledo (Sept. 7) |
| 23 | Pass | Phommachanh/Keeney-James | at Toledo (Sept. 7) |
| 21 | Kick Return | Harding | at Toledo (Sept. 7) |
| 25 | Rush | Phommachanh | at Toledo (Sept. 7) |
| 22 | Pass | Phommachanh/Gibson | at Buffalo (Sept. 14) |
| 24 | Pass | Phommachanh/Gibson | at Buffalo (Sept. 14) |
| 21 | Rush | Campbell | at Buffalo (Sept. 14) |
| 24 | Pass | Phommachanh/Campbell | vs. CCSU (Sept. 21) |
| 27 | Pass | Phommachanh/Keeney-James | vs. CCSU (Sept. 21) |
| 57 | Pass* | Phommachanh/Harding | vs. CCSU (Sept. 21) |
| 26 | Pass | Phommachanh/Keeney-James | vs. CCSU (Sept. 21) |
| 64 | Pass* | Phommachanh/Keeney-James | at Miami (OH) (Sept. 28) |
| 51 | Pass | Phommachanh/Keeney-James | at Miami (OH) (Sept. 28) |
| 23 | Rush | Hester | at Miami (OH) (Sept. 28) |
| 28 | Pass | Phommachanh/Keeney-James | at Miami (OH) (Sept. 28) |
| 58 | Pass* | Phommachanh/Harding | at NIU (Oct. 5) |
| 21 | Pass | Phommachanh/Galban | at NIU (Oct. 5) |
| 40 | Pass | Phommachanh/Keeney-James | at NIU (Oct. 5) |
| 31 | Pass | Phommachanh/Harding | at NIU (Oct. 5) |
| 21 | Pass | Phommachanh/Galban | at NIU (Oct. 5) |
| 32 | Kick Return | Harding | vs. #21 Missouri (Oct. 12) |
| 39 | Rush | Powell | vs. #21 Missouri (Oct. 12) |
| 42 | Rush | John | vs. Wagner (Oct. 26) |
| 36 | Pass* | Phommachanh/Harding | vs. Wagner (Oct. 26) |
| 26 | Pass | Phommachanh/Mazotti | vs. Wagner (Oct. 26) |
| 21 | Pass | Phommachanh/Mazotti | vs. Wagner (Oct. 26) |
| 58* | Punt Return* | Harding | vs. Wagner (Oct. 26) |
| 20 | Rush | Campbell | at Mississippi State (Nov. 2) |
| 25 | Rush | John | vs. Liberty (Nov. 16) |
| 32 | Pass | Hairston/Harding | vs. Liberty (Nov. 16) |
| 25 | Pass | Hairston/Keeney-James | vs. Liberty (Nov. 16) |
| 23 | Rush | John | vs. Liberty (Nov. 16) |
| 38 | Rush | Haston | at #10 Georgia (Nov. 23) |
| 22 | Rush | Hester | at #10 Georgia (Nov. 23) |
| 75 | Pass* | Hairston/Keeney-James | at #10 Georgia (Nov. 23) |
| 68 | Rush | John | at #10 Georgia (Nov. 23) |

*Play resulted in touchdown

2024 BY THE NUMBERS: LONGEST PLAYS

| Play Length By Yards | No./TD |
|----------------------|--------|
| 100+ | 0/0 |
| 90-99 | 0/0 |
| 80-89 | 0/0 |
| 70-79 | 1/1 |
| 60-69 | 2/1 |
| 50-59 | 4/3 |
| 40-49 | 2/0 |
| 30-39 | 9/1 |
| 20-29 | 23/0 |

| Longest Plays By Type | No./TD |
|-----------------------|-------------|
| Rush | 12/0 |
| Pass | 24/5 |
| Punt Return | 1/1 |
| Kick Return | 4/0 |
| Fumble Return | 0/0 |
| Interception | 0/0 |
| Other | 0/0 |
| TOTAL | 41/6 |

| | |
|--------------------------------|--|
| Longest Rush | 68, Jalen John (at #10 Georgia, Nov. 23, 2024) |
| Longest Rush TD | |
| Longest Pass | 75, AJ Hairston/Jakobie Keeney-James (at #10 Georgia, Nov. 23, 2024) |
| Longest Pass TD | 75, AJ Hairston/Jakobie Keeney-James (at #10 Georgia, Nov. 23, 2024) |
| Longest Punt Return | 58, T.Y. Harding (vs. Wagner, Oct. 26, 2024) |
| Longest Kick Return | 32, T.Y. Harding (vs. #21 Missouri, Oct. 12, 2024) |
| Longest Interception Return | |
| Longest Interception Return TD | |
| Longest Fumble Return | |
| Longest Punt | 71, CJ Kolodziej, twice (last vs. Liberty, Nov. 16, 2024) |
| Longest Field Goal | 45, Jacob Lurie (at Miami (OH), Sept. 28, 2024) |

LAST TIME UMASS...

RUSHING

Rushed for 200 yards..... **226, at #10 Georgia, 11/23/24**
 Rushed for 300 yards..... 320, vs. Georgia Southern, 10/21/17
 Rushed for 400 yards..... 497, at Boston University, 11/11/95
 Rushed for 500 yards..... 515, vs. Lehigh, 10/28/95

PASSING

Passed for 300 yards..... 340, at Eastern Michigan, 09/16/23
 Passed for 400 yards.....540, Liberty (30T), 11/03/18
 Passed for 500 yards.....540, Liberty (30T), 11/03/18

TOTAL OFFENSE & MISCELLANEOUS

Had 500 yards of total offense.....519, vs. Eastern Michigan, 09/18/21
 Had 600 yards of total offense.....777, Liberty (30T), 11/03/18*
 Had 30 first downs..... 30, vs. Eastern Michigan, 09/18/21
 Was shut out..... at #6 Penn State, 10/14/23
Was held without a touchdown.....vs. #21 Missouri, 10/12/24
 Failed a 2-point conversion Twice, at Arkansas State, 11/12/22
Made a 2-point conversion.....vs. Liberty, 11/16/24
 *Set program record

LAST TIME AN OPPOSING TEAM...

RUSHING

Rushed for 200 yards..... **208, at #10 Georgia, 11/23/24**
Rushed for 300 yards.....309, vs. Liberty, 11/16/24
 Rushed for 400 yards.....498, at Army, 11/09/19
 Rushed for 500 yards.....518, vs. Boston College, 11/24/73

PASSING

Passed for 300 yards 342, at #10 Georgia, 11/23/24
 Passed for 400 yards.....420, at New Mexico State, 11/27/21
 Passed for 500 yards.....519, at Bowling Green, 10/10/15

TOTAL OFFENSE & MISCELLANEOUS

Had 500 yards of total offense 550, at #10 Georgia, 11/23/24
 Had 600 yards of total offense.....623, at New Mexico State, 11/27/21
Had 30 first downs42, at #10 Georgia, 11/23/24
 Was shut out.....at Rhode Island, 11/1/08
 Was held without a touchdown..... vs. Stony Brook, 9/17/22
 Failed a 2-point conversion.....at Boston College, 9/1/18
Made a 2-point conversion.....vs. Eastern Michigan, 8/31/24

300+ YARDS PASSING IN A GAME

340 CARLOS DAVIS AT EASTERN MICHIGAN (SEPT. 16, 2023)

100+ YARDS RUSHING IN A GAME

| | | | |
|-----|--|-----|---|
| 118 | GINO CAMPIOTTI AT EASTERN MICHIGAN (OCT. 1, 2022) | 162 | GREG DESROSNIERS JR. VS. MERRIMACK (NOV. 4, 2023) |
| 110 | GREG DESROSNIERS JR VS. LIBERTY (OCT. 8, 2022) | 119 | JALEN JOHN VS. LIBERTY (NOV. 16, 2024) |
| 101 | KAY'RON LYNCH-ADAMS AT AUBURN (SEPT. 2, 2023) | 107 | JALEN JOHN AT #10 GEORGIA (NOV. 23, 2024) |
| 129 | KAY'RON LYNCH-ADAMS AT EASTERN MICHIGAN (SEPT. 16, 2023) | | |
| 157 | KAY'RON LYNCH-ADAMS VS. TOLEDO (OCT. 7, 2023) | | |
| 234 | KAY'RON LYNCH-ADAMS AT ARMY (OCT. 28, 2023) | | |

100+ YARDS RECEIVING IN A GAME

| | | | |
|-----|--|-----|--|
| 101 | ANTHONY SIMPSON AT EASTERN MICHIGAN (SEPT. 16, 2023) | 150 | JAKOBIE KEENEY-JAMES AT MIAMI (OH) (SEPT. 28, 2024) |
| 104 | ANTHONY SIMPSON VS. NEW MEXICO (SEPT. 23, 2023) | 116 | T.Y. HARDING AT NIU (OCT. 5, 2024) |
| 140 | ANTHONY SIMPSON VS. TOLEDO (OCT. 7, 2023) | 101 | JAKOBIE KEENEY-JAMES AT #10 GEORGIA (NOV. 23, 2024) |

10+ TACKLES IN A GAME

| | | | |
|----|---|----|--|
| 10 | GERRELL JOHNSON VS. TOLEDO (OCT. 2, 2021) | 14 | JALEN STEWART AT NIU (OCT. 5, 2024) |
| 13 | GERRELL JOHNSON VS. BOSTON COLLEGE (SEPT. 11, 2021) | 10 | GERRELL JOHNSON AT MISSISSIPPI STATE (NOV. 2, 2024) |
| 14 | GERRELL JOHNSON AT ARMY (NOV. 20, 2021) | 10 | GERRELL JOHNSON VS. LIBERTY (NOV. 16, 2024) |
| 10 | TYLER RUDOLPH AT CONNECTICUT (NOV. 4, 2022) | | |

2.0+ SACKS IN A GAME

NO ACTIVE PLAYERS

3.0+ TACKLES FOR LOSS IN A GAME

| | |
|---|---|
| BILLY WOODEN (42) • SENIOR • DEFENSIVE TACKLE »» Sept. 23, 2023 • New Mexico • 3.0 sacks | LOUCE JULIEN (18) • REDSHIRT JUNIOR • DEFENSIVE END »» Oct. 26, 2023 • Wagner • 3.0 sacks |
|---|---|

2+ INTERCEPTION IN A GAME

NO ACTIVE PLAYERS

Bold Indicates It Happened In The Current Season

LAST TIME A MINUTEMAN...

RUSHING

Rushed for 100 yards.....Jalen John, 107, at #10 Georgia, 11/23/24
 Rushed for 200 yards.....Kay'Ron Lynch-Adams, 234 at Army, 10/28/23
 Rushed for 300 yards.....Frank Alessio, 337 at Boston University, 11/11/95*
 Had 30 carries.....Kay'Ron Lynch-Adams, 34, at Army, 10/28/23
 Had 40 carries.....Steve Baylark, 43 at New Hampshire, 10/16/04
 Two players rushed for 100 yards.....
Bilal Ally, 116, & Marquis Young, 101 vs. Georgia Southern, 10/21/17
Rushed for a touchdown in back-to-back games.....Jalen John
.....2, vs. Liberty, 11/16/24; 1 at #10 Georgia, 11/23/24
 Rushed for a touchdown in three+ consecutive games.....Kay'Ron Lynch-Adams, 1,
 at Eastern Michigan, 9/16/23, 1 vs. New Mexico, 9/23/23, 1 vs. Arkansas State, 9/30/23,
 and 1 vs. Toledo, 10/7/23
 Rushed for 2+ touchdowns in back-to-back games.....
Marquis Young, 2 vs. Hawai'i, 8/26/17; 2 at Coastal Carolina, 9/2/17
 Rushed for 3 touchdowns.....Greg Desrosiers Jr., 3 vs. Merrimack, 11/04/23
 Rushed for 4 touchdowns.....Shadrach Abrokwah, 4 vs. Eastern Michigan, 10/18/14
 Rushed for 5 touchdowns.....RJ Cobbs, 5 at Rhode Island, 11/23/02^
60-yard rushing play....Jalen John, 68 yards at #10 Georgia, 11/23/24
 70-yard rushing play.....Marquis Young, 95 yards vs. Appalachian State, 10/28/17
 80-yard rushing play.....Marquis Young, 95 yards vs. Appalachian State, 10/28/17
 90-yard rushing play.....Marquis Young, 95 yards vs. Appalachian State, 10/28/17

PASSING

Passed for 300 yards.....Carlos Davis, 340, at Eastern Michigan, 9/16/23
 Passed for 400 yards.....Ross Comis, 540, vs. Liberty, 11/3/18
 Passed for 500 yards.....Ross Comis, 540, vs. Liberty, 11/3/18
 Completed 30 passes.....Andrew Ford, 30, at FIU, 12/2/17
 Completed 35 passes.....Blake Frohnapfel, 35 at Miami (Ohio), 10/4/15
Passed for 3 touchdowns.....Taisun Phommachanh, 3, vs. CCSU, 9/21/24
 Passed for 4 touchdowns.....Ross Comis, 4, vs. Liberty, 11/3/18
 Passed for 5 touchdowns.....Andrew Ford, 5 vs. Ohio, 9/30/17^

RECEIVING

Caught 10 passes.....Andy Isabella (15), at #5 Georgia, 11/17/18
 Caught 15 passes.....Andy Isabella (15), at #5 Georgia, 11/17/18
Had 100 yards receiving....Jakobie Keeney-James (101), at #10 Georgia,
11/23/24
Had 150 yards receiving....Jakobie Keeney-James (150), at Miami (OH), 9/28/24
 Had 200 yards receiving.....Andy Isabella (219), at #5 Georgia, 11/17/18
 Had 250 yards receiving.....Andy Isabella (303), Liberty, 11/3/18*
 Had 300 yards receiving.....Andy Isabella (303), Liberty, 11/3/18*
Caught 2 touchdown passes.....T.Y. Harding (2), at NIU, 10/5/24
 Caught 3 touchdown passes.....Andy Isabella (3), at Ohio, 9/29/18
 Caught 4 touchdown passes.....Brandon London (4), at Towson, 10/14/06
Had touchdown receptions in back-to-back games.....Jakobie Keeney-James
.....1 vs. CCSU, 9/21/24; 1 at Miami (OH), 9/28/24
 Had touchdown receptions in three consecutive games.....Andy Isabella
1 at FIU, 9/15/18; 1, Charlotte, 9/22/18; 3, at Ohio, 9/29/18, 1, USF, 10/6/18
 Had touchdown receptions in four consecutive games.....Andy Isabella
1 at FIU, 9/15/18; 1, Charlotte, 9/22/18; 3, at Ohio, 9/29/18, 1, USF, 10/6/18
 Had 2+ touchdown receptions in back-to-back games.....
Adam Breneman, 2 at South Carolina, 10/22/16 & 2 vs. Wagner, 10/29/16
 Two players had 100 yards receiving.....
Andy Isabella (174) & Sadiq Palmer (139), Coastal Carolina, 10/20/18
 Had a 60-yard reception.....
A. Haston to A. Simpson, 65 vs. New Mexico, 9/23/23
Had a 70-yard reception....A. Hairston to J. Keeney-James, 75 at #10 Georgia,
11/23/24
 Had an 80-yard reception.....R. Comis to A. Isabella, 89 vs. Liberty, 11/3/18
 Had a 90-yard reception.....Jeff Krohn to Jimmie Howard, 97 vs. Villanova, 10/25/03*

LAST TIME A MINUTEMAN...

COMBINED OFFENSE

Had a 300-yard passer and 100-yard rusher in one game.....
Carlos Davis (340 passing), Kay'Ron Lynch-Adams (129 rushing),
at Eastern Michigan, 9/16/23
 Had a 300-yard passer, 100-yard receiving & 100-yard rusher in one game.....
Carlos Davis (340 passing), Kay'Ron Lynch-Adams (129 rushing),
Anthony Simpson (101 receiving), at Eastern Michigan, 9/16/23
Had a 100-yard receiver and 100-yard rusher in one game.....
.....Jakobie Keeney-James (101 receiving), Jalen John (107 rushing),
.....at #10 Georgia (11/23/24)

DEFENSE

10+ tackles.....Gerrell Johnson (10), vs. Liberty, 11/16/24
 15+ tackles.....Jalen Mackie (19), Army, 11/26/22
 20+ tackles.....Bryton Barr (21), Charlotte, 9/22/18
10+ tackles in back-to-back games.....Gerrell Johnson,
.....10 at Mississippi State, 11/2/24
.....10, vs. Liberty, 11/16/24
 10+ tackles in five consecutive games.....Bryton Barr (7 consecutive)
17, at Boston College, 9/1/18; 10, at Ga. Southern, 9/8/18;
15, at FIU, 9/15/18; 21, Charlotte, 9/22/18; 11, at Ohio, 9/29/18
10, USF, 10/6/18; 11, Coastal Carolina, 10/20/18
 15+ tackles in back-to-back games.....Bryton Barr
15 at FIU, 9/15/18; 21, Charlotte, 9/22/18
 10+ solo tackles.....Bryton Barr (10), at Boston College, 9/1/18
 15+ solo tackles.....Justin Reimer (15), at Maine (OT), 11/4/95
 10+ assisted tackles.....Jalen Mackie (15), Army, 11/26/22
 15+ assisted tackles.....Jalen Mackie (15), Army, 11/26/22
3+ tackles for loss.....Louce Julien (3.0), vs. Wagner, 10/26/24
 4+ tackles for loss.....Bryton Barr (4.0), Charlotte, 9/22/18
 2+ sacks.....Jake Byczko (2.0) & Avien Peah, at FAU, 11/20/20
 3+ sacks.....David Burris, 3.0 vs. Northeastern, 10/20/07
 2+ interceptions.....Isaiah Rodgers, 2 at Rutgers, 8/30/19
 3+ interceptions.....Breon Parker, 3 vs. Rhode Island, 10/9/93
 4+ interceptions.....Steven Rogers, 4 vs. Delaware, 10/5/68*
 Interception returned for a touchdown.....
Dashaun Jerkins, vs. Miami (OH), 9/9/23
 Two interceptions returned for touchdowns.....Tyler Holmes, vs. Maine, 11/6/10*
 Forced 2+ fumbles.....Gerrell Johnson (2), at Florida State, 10/23/21
 Recovered 2+ fumbles.....Khary Bailey-Smith (2), at Vanderbilt, 10/27/12
 Fumble returned for a touchdown.....Jordan Mahoney, 22 yards vs. Liberty, 10/8/22
 Fumble recoveries in back-to-back games....Jordan Mahoney, 1 at Eastern Michigan, 10/1/22
and 1 vs. Liberty, 10/8/22

SPECIAL TEAMS

Made a 50-yard field goal.....Armando Cuko, 51 at Delaware, 10/10/09
Made 3 field goals in one game.....Jacob Lurie, 3, at Toledo, 9/7/24
 Made 4 field goals in one game.....B. Levensgood, 4, #17 Northern Illinois, 11/2/13^
Scored 10+ points kicking...Jacob Lurie, 11 (3-3 FG, 2-2 XP),
.....at Toledo, 9/7/24
Punted 60 yards.....CJ Kolodziej, 61, vs. #21 Missouri, 10/12/24
Punted 70 yards.....CJ Kolodziej, 71, vs. Liberty, 11/16/24
 Punted 10 times in one game.....CJ Kolodziej, 10, vs. Liberty, 10/8/22
 Punted for 400 yards.....George Georgopoulos, 423, vs. Toledo, 10/2/21
 Punted for 500 yards.....Logan Laurent, 547, Boston College, 9/10/16*
 Kickoff returned for a touchdown.....Marquis Young, 93 yards, Charlotte, 9/22/18
Punt returned for a touchdown..T.Y. Harding, 58 yards, vs. Wagner, 10/26/24
 Blocked punt returned for a touchdown....D.J. Adeoba, 26 yards, at Kansas St., 9/5/09
 Blocked field goal returned for a touchdown.....
Leggie Beckford, 77 yards, Boston University, 10/12/96
 Blocked field goal.....Isaiah Rodgers, UConn, 10/26/19
 Blocked punt.....Tanner Davis, at FAU, 11/20/20
 Blocked extra point.....Isaiah Rodgers, at Old Dominion, 10/7/16
 Recorded a safety.....Team, at FAU, 11/20/20
 Defensive extra point.....Steve Casali (blocked PAT return), at Old Dominion, 10/7/16

*Set program record

LAST TIME AN OPPOSING PLAYER...

RUSHING

Rushed for 100 yards.....Nate Frazier (136) , at #10 Georgia, 11/23/24
 Rushed for 200 yards.....Jackson McChesney (228), BYU, 11/23/19
 Rushed for 300 yards.....Jordan Cronkrite (302), USF, 10/6/18
 Had 30 carries.....Anthone Taylor (36), vs. Buffalo, 11/28/14
 Had 40 carries..... Branden Oliver (43), at Buffalo, 10/19/13
 Two players rushed for 100 yards... ..Kaidon Salter (118) & Quinton Cooley (102),
 at #25 Liberty, 11/18/23
Rushed for 2+ touchdowns..... Kaidon Salter (2), vs. Liberty, 11/16/24
Rushed for 3+ touchdowns..... Nate Frazier (3) , at #10 Georgia, 11/23/24
 Rushed for 4+ touchdowns..... Juwaun Price (4), at New Mexico State, 11/27/21
 Rushed for 5+ touchdowns..... Kevin Mensah (5), vs. UConn, 10/26/19
60-yard rushing playLuther Burden (61) , vs. #21 Missouri, 10/12/24
70-yard rushing playXavier Gayten (72), at Mississippi State, 11/2/24
 80-yard rushing play.....
 Ahmonte Watkins (80), at New Mexico State, 8/26/23
 90-yard rushing play..... Tom Dicker (94), vs. Boston University, 10/12/96

PASSING

Passed for 300 yards..... Jaylen Raynor (383), vs. Arkansas State, 9/30/23
 Passed for 400 yards..... Jonah Johnson (420), at New Mexico State, 11/27/21
 Passed for 500 yards..... Never
 Completed 30 passes.....Matt Johnson (33), at Bowling Green, 10/10/15
 Completed 35 passes..... Jason Knapke (38), vs. Bowling Green, 9/27/14
Passed for 3 touchdownsTucker Gleason (3), at Toledo, 9/7/24
Passed for 4 touchdowns Carson Beck (4), at #10 Georgia, 11/23/24
 Passed for 5 touchdowns..... Dru Brown (5), at Hawai'i, 11/26/16
 Passed for 6 touchdowns..... Jaylen Raynor (6), vs. Arkansas State, 9/30/23

RECEIVING

Caught 10 passes.....John Ursua (12), vs. Hawai'i, 8/26/17
 Caught 15 passes.....Devale Ellis, vs. Hofstra, 11/20/04
Had 100 yards receiving Arian Smith (110), at #10 Georgia, 11/3/24
 Had 200 yards receiving.....Gage Larvadain (273), vs. Miami (OH), 9/9/23
 Had 300 yards receiving.....Carlos Henderson (326), vs. Louisiana Tech, 10/15/16
 Caught 2 touchdown passes.....Austin Henderson (2), at #25 Liberty, 11/18/23
 Caught 3 touchdown passes.....Gage Larvadain (3), vs. Miami (OH), 9/9/23
 Caught 4 touchdown passes.....Carlos Henderson (5), vs. Louisiana Tech, 10/15/16
 Caught 5 touchdown passes.....Carlos Henderson (5), vs. Louisiana Tech, 10/15/16
 Two players had 100 yards receiving.....B. Melton (127) & R. Blackshear (126)
at Rutgers, 8/30/19
Had a 60-yard reception Joshua Manning (63), vs. #21 Missouri, 10/12/24
Had a 70-yard reception..... Junior Vanderross III (73), at Toledo, 9/7/24
 Had an 80-yard reception.....Gage Larvadain (99), vs. Miami (OH), 9/9/23
 Had a 90-yard reception.....Gage Larvadain (99), vs. Miami (OH), 9/9/23

COMBINED OFFENSE

Had a 300-yard passer and 100-yard rusher in one game.....
 B. Gabbert (302 passing) & R. Amos(115 rushing),vs. Miami (OH), 9/9/23
 Had a 300-yard passer, 100-yard receiving & 100-yard rusher in one game.....
 .B. Gabbert (302 passing), G. Larvadain (273 receiving), and R. Amos (115 rushing)
 vs. Miami (OH), 9/9/23
Had a 100-yard receiver and 100-yard rusher in one game...
 **Arian Smith (110 receiving) and Nate Frazier (136 rushing),**
 **at #10 Georgia, 11/23/24**

LAST TIME AN OPPOSING PLAYER...

DEFENSE & SPECIAL TEAMS

Kicked a 50-yard field goal.. Peyton Woodring (53), at #10 Georgia, 11/23/24
 Kicked 3 field goals in one game..Ethan Albertson (3), vs. New Mexico State, 10/29/22
 Kicked 4 field goals in one game..... Shonz LaFrenz (4), at McNeese State, 11/28/98
Scored 10+ points kickingPeyton Woodring (11), at #10 Georgia, 11/23/24
Punted 60 yards..... Aidan Clark (61), vs. CCSU, 9/21/24
 Punted 70 yards..... J. Schroeder (82), at Western Michigan, 10/8/12
 Punted 10 times in one game.....Brian Donnelly (12), Bryant, 10/25/08
 Punted for 400 yards.....Brian Donnelly (448), Bryant, 10/25/08
Fumble returned for a touchdownChris Cole, 28 yards, at #10 Georgia, 11/23/24
Interception returned for a touchdown Marquis Cooper, 100 yards, at Buffalo, 9/14/24
Kickoff returned for a touchdownJacquez Stuart, 98 yards, at Toledo, 9/7/24
 Punt returned for a touchdown..... twice, Daequan Hardy (56 yards & 68 yards)
 at #6 Penn State, 10/14/23
 Blocked punt returned for a touchdown.....
Stephen Weatherly (11), at Vanderbilt, 9/13/14
 Blocked field goal returned for a touchdown.....
 Chris Bergin (85), at Northwestern, 11/16/19
 Blocked field goal.....CJ Bazile, Jr., at #25 Liberty, 11/18/23
 Blocked punt..... Mason Shelton, at No. 17 Coastal Carolina, 9/25/21
 Blocked extra point..... Dakota Tarbox, vs. Maine, 11/11/17
 Recorded a safety.....Connor Walsh, vs. Maine, 11/11/17



INTERIM HEAD COACH SHANE MONTGOMERY

OFFENSIVE COORDINATOR/QUARTERBACKS

FIRST SEASON AT MASSACHUSETTS // NC STATE ' 89

Shane Montgomery was named the program's offensive coordinator and quarterbacks coach on February 15, 2024. The veteran play caller brings 33 years of Division I coaching experience to Amherst.

Montgomery spent the 2023 season as a senior offensive analyst at East Carolina University. He has four years of head coaching experience on his resume to go along with 16 years as an offensive coordinator. Prior to East Carolina, he spent the previous two seasons as the offensive coordinator/quarterbacks coach at the University of Buffalo (2021-22) and has also coached at James Madison, Charlotte, Youngstown State, Akron, Miami (Ohio) and the University of Tennessee at Chattanooga.

Montgomery also saw eight offensive players named to the all-conference team. In addition to DiNucci, Fornadel, Agyei-Obese and Patrick, Brandon Polk and Dylan Stapleton were Second Team All-CAA honorees, while Jawon Hamilton and Truvell Wilson were Third Team selections.

Montgomery's quarterbacks' group was led by DiNucci, who paced the country in completion percentage and passed for better than 3,400 yards with 29 touchdowns and only six interceptions. The senior signal caller produced a 169.5 passer rating and completed nearly 71% of his passes.

Montgomery came to JMU after spending the 2018 season as offensive coordinator at Charlotte. The 49ers won five games, which was a program-record at the FBS level. They also finished .500 in Conference USA for the first time, finishing with a 4-4 league record.

Prior to his stint with the 49ers, Montgomery led the offense for eight seasons at Youngstown State (2010-17), coaching the top quarterback and some of the best running backs in school history. In each of his eight seasons, YSU threw and rushed for over 2,000 yards. The Penguins achieved the program's top-four outputs of total offense during his tenure (2011, 2016, 2010, 2017) while Montgomery called the plays.

Montgomery helped four-year starter Kurt Hess rewrite the YSU record books during his first four seasons as offensive coordinator. Hess finished his career as the school's all-time leader in completions (706), attempts (1,135), yards (8,925), touchdown passes (75), yards per game (198.4), 200-yard passing games (24), passer rating (144.96), touchdown responsibility (87), four-touchdown passing games (six), total offensive yards (9,459) and total offense per game (210.2).

Montgomery was part of YSU's run to the national championship in 2016, which included playoff victories against Samford, at Jacksonville State, versus Wofford and at Eastern Washington before falling to JMU in the title game. That season ended a 10-year playoff drought for the Penguins.

Before his run in Youngstown, Montgomery spent one season as offensive coordinator at Akron (2009) and eight years at Miami (OH), serving as offensive coordinator (2001-04) and head coach (2005-08). He also led the offense during his four years at the helm.

While at Miami, Montgomery mentored two-time Super Bowl champion quarterback Roethlisberger, who set 21 program records in three seasons before being the 11th overall pick in the 2004 NFL Draft. Roethlisberger threw for over 10,000 yards and 80 touchdowns in his three-year collegiate career. Montgomery was also a 2003 finalist for the Frank Broyles Award, which goes to the nation's top assistant coach.

In his four seasons as head coach with the RedHawks, Montgomery guided the team to a share of two Mid-American Conference East division titles (2005, 2007). His first season as head coach saw Miami win five of its last six games, place 11 players on the all-conference team and have seven players move on to the NFL the following season.

Montgomery also had stops as an assistant at Chattanooga (1993-00) and at NC State (1991-92) where he was a quarterback from 1986-89. He was a three-year starter and led the Wolfpack to two bowl berths, earning Offensive MVP honors at the 1988 Peach Bowl and 1989 Copper Bowl. He was a Second Team All-ACC selection in 1989 and finished his career with over 5,000 passing yards and 31 touchdowns.

Shane and his wife, Sandy, have two sons, Tanner and Trent. .

A finalist for the Frank Broyles award as college football's top assistant coach in 2003, Montgomery was also a quarterback at North Carolina State (1985-89). He was the offensive MVP of the 1988 Peach Bowl and the 1989 Copper Bowl.

At Buffalo, Montgomery mentored seven All-Mid-American Conference players and his offense averaged 28.9 points and 393.1 yards per contest. In 2022, the Bulls earned a 23-21 win over Georgia Southern in the 2022 Camellia Bowl and his team averaged 28.5 points and 377.2 yards of total offense per game while ranking in the top half of the MAC in nine offensive categories. Wide receiver Quian Williams as well as offensive linemen Desmond Bissent and Gabe Wallace garnered all-conference accolades.

In 2021, Buffalo featured an offense that averaged 195.5 yards rushing, 214.9 yards passing and 29.3 points per game. Four players earned All-MAC conference honors, including running back Dylan McDuffie, who became the 10th player in program history to rush for 1,000 yards in a season (1,049) and Williams whose 64 receptions ranked ninth in school history for a single season.

Before Buffalo, Montgomery spent two seasons at James Madison (2019-20) where he called plays for one of the FCS' top-ranked offenses. The Dukes ranked third in scoring in 2019 (40.0) and 14th in 2020-21 (33.6). JMU was 10th nationally in his first season in total offense (465.8) and 12th in the FCS in his second season (447.5).

The 2020 season, in which the Dukes reached the FCS semifinals, saw them rank second in the country on fourth down conversions (85.7%), sixth in rushing (232.6) and time of possession (34:20), seventh in pass efficiency (156.28) and 10th on third-down conversions (48.4%). Two offensive players earned All-America honors in running back Percy Agyei-Obese and left tackle Raymond Gillespie. Four Dukes earned All-CAA honors in Agyei-Obese, Gillespie, offensive linemen Truvell Wilson and wide receiver Kris Thornton.

In 2019, the Dukes led the country in completion percentage (70.6%) and fourth-down offense (88.9%) while also ranking second on third down (53.6%), third in first downs (24.81), fourth in pass efficiency (169.44), sixth in the red zone (91.7%), seventh in time of possession (33:14) and 10th in rushing (242.9). James Madison also led the CAA in total offensive touchdowns (76), rushing touchdowns (43) and yards per pass attempt (9.1) and were second in yards per carry (5.0).

Four offensive Dukes earned All-America honors, including CAA Offensive Player of the Year and current Denver Broncos quarterback Ben DiNucci and Touchdown Club of Richmond Offensive Lineman of the Year Liam Fornadel. Percy Agyei-Obese and Mac Patrick also earned all-America honors.

MONTGOMERY'S YEAR-BY-YEAR COACHING TENURES

| SEASON | PROGRAM | POSITION | RECORD | POSTSEASON NOTE(S) |
|----------------------|-------------------------|---------------------------------------|--------------|-----------------------------------|
| 1993-94 | Chattanooga | Quarterbacks | -- | -- |
| 1995 | Chattanooga | Co-Offensive Coordinator/Quarterbacks | -- | -- |
| 1996-2000 | Chattanooga | Wide Receivers | -- | -- |
| 2001-04 | Miami (OH) | Offensive Coordinator/Quarterbacks | -- | -- |
| 2005-08 | Miami (OH) | Head Coach | 17-31 | 2 MAC East Division Championships |
| 2009 | Akron | Offensive Coordinator/Tight Ends | -- | -- |
| 2010-17 | Youngstown State | Offensive Coordinator/Quarterbacks | -- | -- |
| 2018 | Charlotte | Offensive Coordinator/Quarterbacks | -- | -- |
| 2019-20 | James Madison | Offensive Coordinator/Quarterbacks | -- | -- |
| 2021-22 | Buffalo | Offensive Coordinator/Quarterbacks | -- | -- |
| 2023 | East Carolina | Offensive Analyst | -- | -- |
| 2024-pr. | Massachusetts | Interim Head Coach | 0-1 | -- |
| As Head Coach | At Massachusetts | First Season | 0-1 | |
| As Head Coach | | Fourth Season | 17-32 | Two Postseason Appearances |


2024 UMASS FOOTBALL ASSISTANT COACHES & STAFF



ALEX MILLER • MASSACHUSETTS '07 • FIFTH SEASON

ASSOCIATE HEAD COACH/OFFENSIVE LINE

- Miller enters his fourth season after returning to Amherst on Jan. 12, 2021, as the program's offensive line coach and run game coordinator. He was named interim head coach on Nov. 7, 2021 and then was named the Associate Head Coach/Offensive Line under Don Brown. Miller rejoined the program following coaching tenures at New Hampshire (2011-20) and Oregon (2008-10).
- In the 2023 season, helped lead an offense that progressed, with the Minutemen improving to 23.2 points per game, which marked over 85 percent improvement from the previous season. He led the offensive line to aiding in 1,706 rushing yards and 2,569 passing yards throughout the season and saw two of his offensive linemen, Josh Atwood (Second Team C) and Cole Garcia (First Team OG), was placed on Phil Steele's 2023 Postseason All-Independent Conference Team.
- Miller spent 10 years at UNH, including the last nine in charge of the entire offensive line (2012-20), the past five as the team's run game coordinator (2016-20) and three years as co-offensive coordinator (2018-20)
- During his decade in Durham, Miller's offensive line combined for 14 All-CAA awards, including first team accolades
- Prior to joining the Wildcats' staff, Miller spent three years working with the University of Oregon football program as a coaching intern and graduate assistant
- As a competitor on the field, Miller developed into one of the most celebrated offensive linemen during his playing days at Massachusetts. His four years starting on



BEN ALBERT • MASSACHUSETTS '95 • SEVENTH SEASON (1996; 2001-03; 2022-PRES.)

ASSISTANT HEAD COACH/SPECIAL TEAMS COORDINATOR/DEFENSIVE LINE

- In his first season back with the Minutemen, he helped the defense move from 130th to 55th in FBS and saw Greg Desrosiers Jr. (Second Team KR) named to Phil Steele's 2022 Postseason All-Independent Conference Team.
- Helped the program in the next steps during the 2023 season as the Minutemen posted three wins against the nation's 44th-toughest schedule including road triumphs at New Mexico State and at Army. It was the first time since 2018 that UMass posted at least three wins in a season and the first time since 2015 the team posted multiple road victories.
- Prior to his arrival in Amherst, Albert spent the last six seasons on staff at Duke University, serving as the Co-Defensive Coordinator and defensive line coach
- Albert saw his two veteran defensive ends, Chris Rumph II and Victor Dimukeje, drafted by the Los Angeles Chargers and Arizona Cardinals, in the fourth and sixth rounds of the 2021 NFL Draft, respectively
- In 2017, the Duke defense proved to be one of the best in the ACC, ranking among the league's leaders in opponent pass completion percentage (2nd), scoring defense (3rd) and total defense (4th)



KEITH DUDZINSKI • NEW HAVEN '91 • 14TH SEASON (1998-2001; 2004-2010; 2022-PRES.)

DEFENSIVE COORDINATOR/LINEBACKERS COACH

- Dudzinski made his way back to Amherst in December of 2021 to serve as Don Brown's defensive coordinator. In his first season back with the Minutemen, he helped the defense move from 130th to 55th in FBS and saw Jalen Mackie (First Team LB), Jordan Mahoney (First Team CB), Marcus Cushnie (Second Team DE), Tyler Rudolph (Second Team S) named to Phil Steele's 2022 Postseason All-Independent Conference Team.
- Played a role in helping the program in the next steps during the 2023 season as the Minutemen posted three wins against the nation's 44th-toughest schedule including road triumphs at New Mexico State and at Army.
- Dudzinski brings over 30 years of coaching experience to UMass, joining the staff for the third stint
- Dudzinski's defensive coaching career saw four stints as a defensive coordinator at Albany (2018-19), Maryland (2015), Massachusetts (2004-10), and Northeastern (2003)
- In 2017, while coaching safeties, the Albany defense ranked No. 9 in FCS and second in the Colonial Athletic Association in total defense
- While at Albany In 2017, while coaching safeties, the Albany defense ranked No. 9 in FCS and second in the Colonial Athletic Association in total defense
- Dudzinski served as a member of Maryland's defensive staff from 2011-2015 and helped lead the Terrapins to one of their best defense seasons in the ACC

2024 UMASS FOOTBALL ASSISTANT COACHES & STAFF



MIKE MCCRAY • MICHIGAN '17 • THIRD SEASON

OUTSIDE LINEBACKERS

- Mike McCray joined the Massachusetts staff in December of 2021 to lead the outside linebackers. In his first season he helped the defense move from 130th to 55th in FBS
- Helped the program in the next steps during the 2023 season as the Minutemen posted three wins against the nation's 44th-toughest schedule including road triumphs at New Mexico State and at Army.
- At the conclusion of the 2023 season, three defensive players were placed on Phil Steele's 2023 Postseason All-Independent Conference Team, including Billy Wooden (First Team DT), JB Brown (Second Team DE), Tyler Rudolph (Second Team S)
- Before coming to Amherst to work for his former coach, McCray had a stint at Notre Dame after serving at his Alma Mater as a graduate assistant and defensive analyst
- The Trotwood, Ohio native was a three-year letter winner at Michigan, playing from 2014-2017. During his time with the Wolverines McCray appeared in 28 games, earning 26 starts. McCray was a two-time All-Big Ten honoree (honorable mention, coaches and media - 2016 and 2017)



DAMIAN MINCEY • NEW HAVEN '02 • NINTH SEASON (2006-11; 2022-PRES.)

RUNNING BACKS COACH

- Mincey joined the Massachusetts staff to serve as the running backs coach in December of 2021. In his first season back at UMass, Ellis Merriweather (Second Team RB) was named to Phil Steele's 2022 Postseason All-Independent Conference Team and went on to sign with the New Orleans Saints following the NFL Draft
- In the 2023 season, Mincey played a role in the progress on offense, with the Minutemen improving to 23.2 points per game, which marked over 85 percent improvement from the previous season. Running back Kay/Ron Lynch-Adams rushed for 1,157 yards on 236 attempts and 12 touchdowns. Lynch-Adams became the second UMass player (behind Ellis Merriweather) to achieve 1,000-plus rushing yards in a season in the FBS era, and first player with Brown at the helm.
- Mincey previously served as the running backs coach, and special teams coordinator for the University of Albany Great Danes for the last four seasons
- All-CAA Second Team selection Karl Mofor led the charge for Mincey's room in 2021, and paced the conference at 115.0 yards per game on the ground. Overall, the Great Danes rushing attack finished ninth in the conference at 18.2 yards per game with two touchdowns, earning 26 starts.
- Mincey joined the Great Danes after two seasons at Pace University, where he served as defensive coordinator since 2015



MATT LAYMAN • MARS HILL '15 • SIXTH SEASON

TIGHT ENDS COACH

- Layman was promoted to tight ends coach in February 2023 after completing his fourth season with Massachusetts in 2022, serving as an offensive analyst (tight ends).
- In the 2023 season, Layman helped in the progress on offense, with the Minutemen improving to 23.2 points per game, which marked over 85 percent improvement from the previous season.
- Layman worked with tight end Josiah Johnson, who earned Second Team All-Independent Honors in 2022.
- Prior to his analyst role, Layman was a graduate assistant for the offensive line (2021) and running backs (2020).
- Layman worked with the offensive line in 2021 that paved the way for running back Ellis Merriweather to become the Minutemen's first 1,000-yard rusher in the FBS era. He also spent time working with the tight ends and quarterbacks upon his arrival at Massachusetts in March of 2019.
- Before joining UMass, Layman began his career at Westminster College as a graduate assistant for two seasons, working primarily with quarterbacks.
- While there, he helped coach two quarterbacks in the program that received All-Conference nods and a quarterback that ranked second all-time in school history for total passing yards and touchdowns.



MICHAEL LIVINGSTON • CONNECTICUT '12 • SECOND SEASON

DEFENSIVE BACKS COACH

- Livingston joined the Massachusetts staff for the 2022 season as the senior defensive analyst, before being promoted to the defensive backs coach in February 2023. He worked with the UMass secondary that ranked ninth in the FBS in passing defense and 12th in FBS in third down defense in 2022
- Livingston aided the program in the next steps during the 2023 season as the Minutemen posted three wins against the nation's 44th-toughest schedule including road triumphs at New Mexico State and at Army.
- Before joining UMass, Livingston spent six of the previous seven seasons at Sacred Heart University, where he served as the defensive pass game coordinator/cornerbacks coach. He also coordinated all phases of the Pioneers' special teams units from 2016-19. Since 2015, Livingston coached six all-conference defensive backs & specialists. Under Livingston, the SHU secondary led all FCS Football in Passing Defense while winning back-to-back NEC Championships in 2020 and 2021
- Livingston spent the 2019 season at Howard University as the Bison's secondary coach and special teams coordinator
- Livingston was with Boston College for two seasons (2013-14), coaching cornerbacks, the defensive line and working in recruiting and scouting. Boston College made two bowl appearances during his two seasons, including the 2013 Independence Bowl and the 2014 Pinstripe Bowl.
- Livingston began his career as a defensive student assistant at the University of Connecticut, where he assisted the coaching staff in day-to-day operations and provided on-field assistance for the cornerbacks and other defensive team drills. Livingston saw his first bowl appearance with the Huskies at the 2011 Fiesta Bowl

2024 UMASS FOOTBALL STAFF



MATT ZANELLATO • PENN STATE '14 • SECOND SEASON

WIDE RECEIVERS COACH

- Zanellato joined the Massachusetts Football Program in January 2022 and was promoted to wide receivers coach in June 2023
- Zanellato, who was a wide receiver for Penn State from 2011-16, worked closely with the wide receivers last season and helped Cam Sullivan-Brown to Pro Football Network Second Team All-Independent honors. Sullivan-Brown played in 10 games and caught 27 passes for 373 yards and two touchdowns. The transfer from Penn State was the first UMass wide receiver to earn All-Independent honors since Andy Isabella in 2018
- In the 2023 season, Zanellato was key member in the offense's progress, with the Minutemen improving to 23.2 points per game, which marked over 85 percent improvement from the previous season. Kay'Ron Lynch-Adams rushed for 1,157 yards on 236 attempts and 12 touchdowns. Zanellato worked with the top-three receivers last season, as Anthony Simpson averaged 13.89 receiving yards per catch, George Johnson III averaged 12.03 per catch and Mark Pope averaged 12.73.
- Before joining the Minutemen, Zanellato served as the Wide Receiver's Coach and Academic Coordinator at Saginaw Valley State University - A Division-II University that competes in the highly regarded Great Lakes Intercollegiate Athletic Conference
- In 2021, three wide receiver's earned All-Conference recognition for the first time in program history. Casey Williams (First Team), Isaiah Johnson-Mack (Second Team), and Chad Gailliard (Honorable Mention) had notable seasons despite three different quarterbacks seeing time for the Cardinals
- Zanellato spent the 2018 season with Division II Lock Haven University, where he served as the Wide Receiver's Coach and Assistant Recruiting Coordinator



STEVE DANIELS JR. • BOSTON COLLEGE '118 • SECOND SEASON

DEFENSIVE LINE

- Steven Daniels Jr. joined the Massachusetts football staff for the 2023 season as an analyst and was promoted to an assistant coach (defensive line) in April 2024. Daniels Jr., who was a linebacker for Boston College from 2012-16, had served as a defensive analyst since joining the UMass staff ahead of the 2023 season.
- Coached the Sam linebackers in first season, coordinating drill work and rotations during practice and communicating daily with all defensive players. He also aided in player development as well as recruitment and retention.
- Before arriving at Massachusetts, Daniels Jr. served as the Director of Defensive Recruiting at his alma mater, Boston College, in 2022 and set up recruiting boards for prospects in the primary area of Ohio and secondary areas of Indiana, Illinois, West Virginia, Tennessee and Kentucky.
- Prior to his time with the Eagles, Daniels spent three years at Bryant University as an Inside Linebackers Coach. During Daniels Jr.'s three seasons with the Bulldogs, he mentored four All-Conference linebackers, two Defensive Players of the Year, including two First Team All-Conference Linebackers in 2021, and one to All-New England honors.
- In 2016, Daniels Jr. was a seventh-round draft pick for the then-named Washington Redskins (now the Washington Commanders). Daniels Jr. earned his bachelor's degree in communications from Boston College in 2018. While playing at Boston College from 2012-16, he led the 2016 Eagles defense in all statistical categories and received the Bulger Lowe award for Best Division I player in New England in 2015. Additionally, Daniels Jr. was a member of the 2015 First Team All-ACC (Coaches).




Tony Brinson
Analyst



Michael Forman
Analyst



Jake Lane
Analyst



Jim Reid
Analyst



Travis Russell
Analyst



Garrett Dzuro
Graduate Assistant




Jake Fire
Graduate Assistant



Joey Rahal
Graduate Assistant

SUPPORT STAFF



Rory Pommerening
General Manager/Director of
Player Personal



Tim Silvernail
Assistant Athletic Director of
Football Administration



Scott McLafferty
Head Football Sports
Performance Coach



Thomas Bacchia
Sports Performance Coach



Ed Sykes
Sports Performance Coach



Bill Sisler
Video Coordinator



Ben Hodgkins
Director of Football Team
Services



Michaela Day
Head Football Athletic
Trainer



Elizabeth Fuller
Assistant Athletic Trainer



Patrick Griffin
Assistant Athletic Trainer



Spencer Wright
Football Equipment Assistant



2024-25 Massachusetts Football
 Combined Team Statistics
 All games

Team Results

| Date | Opponent | | Score | Att. |
|------------|--------------------|------|-------|-------|
| 08/31/2024 | Eastern Mich. | L | 14-28 | 12810 |
| 09/07/2024 | at Toledo | L | 23-38 | 21668 |
| 09/14/2024 | at Buffalo | L | 3-34 | 15204 |
| 09/21/2024 | Central Conn. St. | W | 35-31 | 10847 |
| 09/28/2024 | at Miami (OH) | Lot1 | 20-23 | 9542 |
| 10/05/2024 | at NIU | L | 20-34 | 12466 |
| 10/12/2024 | Missouri | L | 3-45 | 16102 |
| 10/26/2024 | Wagner | W | 35-7 | 14374 |
| 11/02/2024 | at Mississippi St. | L | 20-45 | 48617 |
| 11/16/2024 | Liberty | Lot1 | 34-35 | 9115 |
| 11/23/2024 | at Georgia | L | 21-59 | 93033 |

Game Records

| Record | Overall | Home | Away | Neutral |
|----------------|---------|------|------|---------|
| ALL GAMES | 2-9 | 2-3 | 0-6 | 0-0 |
| CONFERENCE | 0-0 | 0-0 | 0-0 | 0-0 |
| NON-CONFERENCE | 2-9 | 2-3 | 0-6 | 0-0 |

Team Statistics

| | UMASS | OPP |
|------------------------------------|--------------------|--------------------|
| First Downs | 214 | 222 |
| Rushing | 107 | 116 |
| Passing | 84 | 80 |
| Penalty | 23 | 26 |
| Rushing Yardage | 1778 | 2122 |
| Rushing attempts | 441 | 413 |
| Average per rush | 4.0 | 5.1 |
| Average per game | 161.6 | 192.9 |
| TDs Rushing | 16 | 30 |
| Passing Yardage | 1975 | 1938 |
| Comp-Att-Int | 167-295-6 | 141-243-5 |
| Average per pass | 6.7 | 8.0 |
| Average per catch | 11.8 | 13.7 |
| Average per game | 179.5 | 176.2 |
| TDs Passing | 10 | 16 |
| Total offense | 3753 | 4060 |
| Average per play | 5.1 | 6.2 |
| Average per game | 341.2 | 369.1 |
| Kick returns: #-Yards | 19-350 | 19-533 |
| Punt returns: #-Yards | 14-115 | 17-144 |
| Int returns: #-Yards | 5-17 | 6-215 |
| Fumbles-Lost | 14-4 | 8-3 |
| Penalties-Yards | 77-703 | 66-565 |
| Punts-Avg | 49-40.8 | 38-41.8 |
| Time of possession / game | 32:28 | 27:33 |
| 3rd-down conversion | 62/157 | 56/125 |
| 4rd-down conversion | 12/21 | 6/13 |
| PAT-attempts | (25-26) 96% | (47-48) 98% |
| 2-point conversion-attempts | (1-1) 100% | (1-1) 100% |

Rushing

| Player | gp | att | gain | loss | net | avg | td | lg | avg/g |
|--------------------|-----------|------------|-------------|------------|-------------|------------|-----------|-----------|--------------|
| Jalen John | 9 | 93 | 521 | 16 | 505 | 5.4 | 4 | 68 | 56.1 |
| CJ Hester | 10 | 106 | 484 | 10 | 474 | 4.5 | 3 | 23 | 47.4 |
| Taisun Phommachanh | 9 | 107 | 471 | 154 | 317 | 3.0 | 3 | 33 | 35.2 |
| Brandon Campbell | 10 | 62 | 251 | 19 | 232 | 3.7 | 3 | 21 | 23.2 |
| Ahmad Haston | 4 | 16 | 141 | 0 | 141 | 8.8 | 1 | 38 | 35.3 |
| Jackson Paradis | 6 | 21 | 71 | 1 | 70 | 3.3 | 1 | 13 | 11.7 |
| Te'Rai Powell | 11 | 1 | 39 | 0 | 39 | 39.0 | 0 | 39 | 3.5 |
| Cookie Desiderio | 2 | 8 | 20 | 0 | 20 | 2.5 | 0 | 5 | 10.0 |
| T.Y. Harding | 10 | 1 | 4 | 0 | 4 | 4.0 | 0 | 4 | 0.4 |
| Dominick Mazotti | 9 | 1 | 3 | 0 | 3 | 3.0 | 0 | 3 | 0.3 |
| Benjamin Roy Jr. | 10 | 1 | 0 | 3 | -3 | -3.0 | 0 | 0 | -0.3 |
| Sterling Galban | 11 | 1 | 0 | 7 | -7 | -7.0 | 0 | 0 | -0.6 |
| AJ Hairston | 3 | 20 | 39 | 53 | -14 | -0.7 | 1 | 10 | -4.7 |
| Team | 11 | 2 | 0 | 3 | -3 | -1.5 | 0 | 0 | -0.3 |
| Total | 11 | 441 | 2044 | 266 | 1778 | 4.0 | 16 | 68 | 161.6 |
| Opponents | 11 | 413 | 2334 | 212 | 2122 | 5.1 | 30 | 72 | 192.9 |

Passing

| Player | gp | effic | comp-att-int | pct | yds | td | lg | avg/g |
|--------------------|-----------|--------------|------------------|-------------|-------------|-----------|-----------|--------------|
| Taisun Phommachanh | 9 | 119.6 | 132-234-6 | 56.4 | 1590 | 8 | 64 | 176.7 |
| AJ Hairston | 3 | 120.5 | 27-52-0 | 51.9 | 346 | 2 | 75 | 115.3 |
| Ahmad Haston | 4 | 125.3 | 8-9-0 | 88.9 | 39 | 0 | 13 | 9.8 |
| Total | 11 | 120.0 | 167-295-6 | 56.6 | 1975 | 10 | 75 | 179.5 |
| Opponents | 11 | 142.6 | 141-243-5 | 58.0 | 1938 | 16 | 73 | 176.2 |

Receiving

| Player | gp | no. | yds | avg | td | lg | avg/g |
|----------------------|-----------|------------|-------------|-------------|-----------|-----------|--------------|
| Jakobie Keeney-James | 11 | 45 | 771 | 17.1 | 5 | 75 | 70.1 |
| Sterling Galban | 11 | 24 | 203 | 8.5 | 0 | 21 | 18.5 |
| Jacques Gibson | 11 | 21 | 220 | 10.5 | 0 | 39 | 20.0 |
| T.Y. Harding | 10 | 17 | 322 | 18.9 | 4 | 58 | 32.2 |
| Jalen John | 9 | 15 | 100 | 6.7 | 0 | 15 | 11.1 |
| CJ Hester | 10 | 14 | 58 | 4.1 | 0 | 17 | 5.8 |
| Dominick Mazotti | 9 | 11 | 133 | 12.1 | 0 | 26 | 14.8 |
| Brandon Campbell | 10 | 7 | 67 | 9.6 | 0 | 24 | 6.7 |
| Matt Smith | 5 | 3 | 38 | 12.7 | 0 | 17 | 7.6 |
| Anthony Simpson | 2 | 3 | 16 | 5.3 | 0 | 10 | 8.0 |
| Jaelyn Lay | 9 | 2 | 17 | 8.5 | 0 | 10 | 1.9 |
| Keshawn Brown | 2 | 2 | 15 | 7.5 | 0 | 9 | 7.5 |
| Owen Anderson | 11 | 2 | 13 | 6.5 | 1 | 11 | 1.2 |
| Cookie Desiderio | 2 | 1 | 2 | 2.0 | 0 | 2 | 1.0 |
| Total | 11 | 167 | 1975 | 11.8 | 10 | 75 | 179.5 |
| Opponents | 11 | 141 | 1938 | 13.7 | 16 | 73 | 176.2 |

Interceptions

| Player | no. | yds | avg | td | lg |
|-------------------|----------|------------|-------------|----------|------------|
| Te'Rai Powell | 2 | 17 | 8.5 | 0 | 17 |
| Isaiah Rutherford | 1 | 0 | 0.0 | 0 | 0 |
| Jalen Harrell | 1 | 0 | 0.0 | 0 | 0 |
| Ryan Barnes | 1 | 0 | 0.0 | 0 | 0 |
| Total | 5 | 17 | 3.4 | 0 | 17 |
| Opponents | 6 | 215 | 35.8 | 1 | 100 |



2024-25 Massachusetts Football
 Combined Team Statistics
 All games

Field Goals

| Player | fg | pct. | 01-19 | 20-29 | 30-39 | 40-49 | 50-99 | lg | blk |
|------------------|--------------|--------------|------------|------------|------------|------------|------------|-----------|----------|
| Jacob Lurie | 13-21 | 61.9 | 0-0 | 7-7 | 3-4 | 3-8 | 0-2 | 45 | 0 |
| Opponents | 12-12 | 100.0 | 0-0 | 4-4 | 4-4 | 3-3 | 1-1 | 53 | 0 |

Scoring

| Player | td | fg | PAT | | | | | dxp | saf | pts |
|----------------------|-----------|--------------|--------------|----------|----------|----------|----------|----------|----------|------------|
| | | | kick | rush | rcv | pass | | | | |
| Jacob Lurie | - | 13-21 | 25-26 | - | - | - | - | - | - | 64 |
| Jakobie Keeney-James | 5 | - | - | - | - | - | - | - | - | 30 |
| T.Y. Harding | 5 | - | - | - | - | - | - | - | - | 30 |
| Jalen John | 4 | - | - | - | - | - | - | - | - | 24 |
| Taisun Phommachanh | 3 | - | - | - | - | - | - | - | - | 18 |
| Brandon Campbell | 3 | - | - | - | - | - | - | - | - | 18 |
| CJ Hester | 3 | - | - | - | - | - | - | - | - | 18 |
| Owen Anderson | 1 | - | - | - | - | - | - | - | - | 6 |
| Jackson Paradis | 1 | - | - | - | - | - | - | - | - | 6 |
| Ahmad Haston | 1 | - | - | - | - | - | - | - | - | 6 |
| AJ Hairston | 1 | - | - | - | - | 1 | - | - | - | 6 |
| Dominick Mazotti | - | - | - | - | 1 | - | - | - | - | 2 |
| Total | 27 | 13-21 | 25-26 | 0 | 1 | 1 | 0 | 0 | 0 | 228 |
| Opponents | 49 | 12-12 | 47-48 | 0 | 1 | 1 | 0 | 0 | 0 | 379 |

Score by Periods

| Team | 1st | 2nd | 3rd | 4th | OT | TOT |
|---------------|-----|-----|-----|-----|----|-----|
| Massachusetts | 52 | 76 | 24 | 70 | 6 | 228 |
| Opponents | 49 | 110 | 113 | 97 | 10 | 379 |

Punting

| Player | no. | yds | avg | lg | tb | fc | i20 | 50+ | blk |
|------------------|-----------|-------------|-------------|-----------|----------|-----------|-----------|----------|----------|
| CJ Kolodziej | 49 | 1999 | 40.8 | 71 | 5 | 8 | 9 | 9 | 0 |
| Total | 49 | 1999 | 40.8 | 71 | 5 | 8 | 9 | 9 | 0 |
| Opponents | 38 | 1587 | 41.8 | 63 | 3 | 11 | 18 | 6 | 0 |

Punt Returns

| Player | no. | yds | avg | td | lg |
|------------------|-----------|------------|------------|----------|-----------|
| T.Y. Harding | 10 | 94 | 9.4 | 1 | 58 |
| Sterling Galban | 4 | 21 | 5.3 | 0 | 9 |
| Total | 14 | 115 | 8.2 | 1 | 58 |
| Opponents | 17 | 144 | 8.5 | 0 | 27 |

Kick Returns

| Player | no. | yds | avg | td | lg |
|------------------|-----------|------------|-------------|----------|-----------|
| T.Y. Harding | 14 | 257 | 18.4 | 0 | 32 |
| Anthony Simpson | 3 | 64 | 21.3 | 0 | 28 |
| Sterling Galban | 1 | 18 | 18.0 | 0 | 18 |
| Brandon Campbell | 1 | 11 | 11.0 | 0 | 11 |
| Total | 19 | 350 | 18.4 | 0 | 32 |
| Opponents | 19 | 533 | 28.1 | 1 | 98 |

All Purpose

| Player | g | rush | rcv | pr | kr | ir | total | avg/g |
|----------------------|-----------|-------------|-------------|------------|------------|------------|-------------|--------------|
| Jakobie Keeney-James | 11 | 0 | 771 | 0 | 0 | 0 | 771 | 70.1 |
| T.Y. Harding | 10 | 4 | 322 | 94 | 257 | 0 | 677 | 67.7 |
| Jalen John | 9 | 505 | 100 | 0 | 0 | 0 | 605 | 67.2 |
| CJ Hester | 10 | 474 | 58 | 0 | 0 | 0 | 532 | 53.2 |
| Taisun Phommachanh | 9 | 317 | 0 | 0 | 0 | 0 | 317 | 35.2 |
| Brandon Campbell | 10 | 232 | 67 | 0 | 11 | 0 | 310 | 31.0 |
| Sterling Galban | 11 | -7 | 203 | 21 | 18 | 0 | 235 | 21.4 |
| Jacquon Gibson | 11 | 0 | 220 | 0 | 0 | 0 | 220 | 20.0 |
| Ahmad Haston | 4 | 141 | 0 | 0 | 0 | 0 | 141 | 35.3 |
| Dominick Mazotti | 9 | 3 | 133 | 0 | 0 | 0 | 136 | 15.1 |
| Anthony Simpson | 2 | 0 | 16 | 0 | 64 | 0 | 80 | 40.0 |
| Jackson Paradis | 6 | 70 | 0 | 0 | 0 | 0 | 70 | 11.7 |
| Te'Rai Powell | 11 | 39 | 0 | 0 | 0 | 17 | 56 | 5.1 |
| Matt Smith | 5 | 0 | 38 | 0 | 0 | 0 | 38 | 7.6 |
| Cookie Desiderio | 2 | 20 | 2 | 0 | 0 | 0 | 22 | 11.0 |
| Jaelyn Lay | 9 | 0 | 17 | 0 | 0 | 0 | 17 | 1.9 |
| Keshawn Brown | 2 | 0 | 15 | 0 | 0 | 0 | 15 | 7.5 |
| Owen Anderson | 11 | 0 | 13 | 0 | 0 | 0 | 13 | 1.2 |
| Benjamin Roy Jr. | 10 | -3 | 0 | 0 | 0 | 0 | -3 | -0.3 |
| AJ Hairston | 3 | -14 | 0 | 0 | 0 | 0 | -14 | -4.7 |
| Total | 11 | 1778 | 1975 | 115 | 350 | 17 | 4235 | 385.0 |
| Opponents | 11 | 2122 | 1938 | 144 | 533 | 215 | 4952 | 450.2 |

Total Offense

| Player | g | plays | rush | pass | total | avg/g |
|--------------------|-----------|------------|-------------|-------------|-------------|--------------|
| Taisun Phommachanh | 9 | 341 | 317 | 1590 | 1907 | 211.9 |
| Jalen John | 9 | 93 | 505 | 0 | 505 | 56.1 |
| CJ Hester | 10 | 106 | 474 | 0 | 474 | 47.4 |
| AJ Hairston | 3 | 72 | -14 | 346 | 332 | 110.7 |
| Brandon Campbell | 10 | 62 | 232 | 0 | 232 | 23.2 |
| Ahmad Haston | 4 | 25 | 141 | 39 | 180 | 45.0 |
| Jackson Paradis | 6 | 21 | 70 | 0 | 70 | 11.7 |
| Te'Rai Powell | 11 | 1 | 39 | 0 | 39 | 3.5 |
| Cookie Desiderio | 2 | 8 | 20 | 0 | 20 | 10.0 |
| T.Y. Harding | 10 | 1 | 4 | 0 | 4 | 0.4 |
| Dominick Mazotti | 9 | 1 | 3 | 0 | 3 | 0.3 |
| Benjamin Roy Jr. | 10 | 1 | -3 | 0 | -3 | -0.3 |
| Sterling Galban | 11 | 1 | -7 | 0 | -7 | -0.6 |
| Total | 11 | 736 | 1778 | 1975 | 3753 | 341.2 |
| Opponents | 11 | 656 | 2122 | 1938 | 4060 | 369.1 |



2024-25 Massachusetts Football
 Combined Team Statistics
 All games

Team Defense

| ## | Player | gp | Tackles | | | | Sacks | Pass defense | | | Fumbles | | blkd | |
|---------------|----------------------|-----------|------------|------------|------------|---------------|--------------|--------------|-----------|-----------|------------|----------|----------|----------|
| | | | ua | a | tot | tfl/yds | | no-yds | int-yds | brup | qbh | fr-yds | ff | kick |
| 23 | Jalen Stewart | 11 | 25 | 47 | 72 | 3-15 | 2.5-14 | . | 2 | 1 | . | . | . | . |
| 22 | Gerrell Johnson | 11 | 18 | 46 | 64 | 2-6 | 0.5-2 | . | 1 | 2 | . | . | . | . |
| 4 | Tyler Rudolph | 11 | 22 | 27 | 49 | 2-8 | . | . | 3 | . | . | . | . | . |
| 21 | Te'Rai Powell | 11 | 23 | 26 | 49 | 1.5-3 | . | 2-17 | 2 | . | . | . | . | . |
| 15 | Derrieton Craig | 9 | 25 | 15 | 40 | 2.5-12 | . | . | 1 | 1 | 1-0 | . | . | . |
| 18 | Louce Julien | 11 | 19 | 19 | 38 | 6.5-34 | 5-32 | . | 1 | 1 | . | 2 | . | . |
| 1 | Arsheen Jiles | 11 | 14 | 17 | 31 | 2.5-4 | . | . | 2 | 1 | . | . | . | . |
| 25 | Macklin Ayers | 11 | 7 | 21 | 28 | 1-1 | . | . | . | . | . | . | . | . |
| 7 | Lake Ellis | 11 | 14 | 13 | 27 | 3-10 | . | . | 5 | . | . | . | . | . |
| 94 | Kofi Asare | 11 | 11 | 16 | 27 | 5.5-23 | 3-17 | . | . | 1 | 1-0 | 1 | . | . |
| 10 | Tim Grant-Randall | 10 | 5 | 20 | 25 | 2-4 | . | . | 3 | . | . | . | . | . |
| 6 | Jeremiah McGill | 10 | 13 | 12 | 25 | . | . | . | . | 1 | . | . | . | . |
| 13 | Jaylen Hudson | 9 | 5 | 18 | 23 | 1.5-3 | . | . | 1 | . | . | . | . | . |
| 5 | Tyler Martin | 11 | 11 | 12 | 23 | 2-6 | . | . | . | . | . | . | . | . |
| 0 | Jalen Harrell | 8 | 11 | 11 | 22 | 1-2 | . | 1-0 | 2 | . | . | . | . | . |
| 17 | Christian LeBrun | 8 | 11 | 11 | 22 | 2-11 | 2-11 | . | . | . | . | . | . | . |
| 9 | Myles Turner | 9 | 5 | 14 | 19 | 1-2 | . | . | 1 | . | . | . | . | . |
| 11 | Leonard St. Gourdin | 10 | 8 | 10 | 18 | 0.5-1 | . | . | 2 | . | . | . | . | . |
| 19 | Etinosa Reuben | 8 | 6 | 10 | 16 | 2-9 | 1-8 | . | . | 2 | . | . | . | . |
| 26 | RJ Edwards | 7 | 3 | 12 | 15 | 0.5-0 | . | . | . | . | . | . | . | . |
| 28 | Jerrod Cameron Jr. | 10 | 6 | 8 | 14 | 1-3 | . | . | 2 | . | . | 1 | . | . |
| 44 | Aaron Beckwith | 7 | 2 | 9 | 11 | . | . | . | . | . | . | . | . | . |
| 49 | Shambre Jackson | 6 | 6 | 4 | 10 | 1-10 | 1-10 | . | . | . | . | . | . | . |
| 88 | Brandon McElroy | 10 | 1 | 9 | 10 | 1-3 | . | . | . | . | . | . | . | . |
| 14 | Ryan Barnes | 7 | 4 | 3 | 7 | . | . | 1-0 | . | . | . | . | . | . |
| 2 | Isaiah Rutherford | 9 | 3 | 3 | 6 | 1-1 | . | 1-0 | 3 | . | . | 1 | . | . |
| 53 | Sahnai Swain-Price | 7 | 2 | 4 | 6 | 1-5 | 1-5 | . | . | . | . | . | . | . |
| 16 | Jadrian Gibbs | 4 | 1 | 3 | 4 | . | . | . | . | . | . | . | . | . |
| 3 | Steven Ortiz Jr. | 6 | 1 | 2 | 3 | . | . | . | . | . | . | . | . | . |
| 30 | Donovan Dyson | 8 | 1 | 2 | 3 | . | . | . | . | . | 1-0 | . | . | . |
| 37 | John Burton | 11 | 1 | 1 | 2 | . | . | . | . | . | . | . | . | . |
| 17 | Dallas Elliott | 11 | 1 | 1 | 2 | . | . | . | . | . | . | . | . | . |
| 97 | Jermaine Wiggins Jr. | 4 | . | 2 | 2 | . | . | . | . | . | . | . | . | . |
| 3 | Taisun Phommachanh | 9 | . | 1 | 1 | . | . | . | . | . | . | . | . | . |
| 6 | Keshawn Brown | 2 | . | 1 | 1 | . | . | . | . | . | . | . | . | . |
| 66 | Wyatt Terlaak | 9 | . | 1 | 1 | . | . | . | . | . | . | . | . | . |
| 50 | Aquan Robinson | 10 | . | 1 | 1 | . | . | . | . | . | . | . | . | . |
| 48 | Jackson Marx | 11 | 1 | . | 1 | . | . | . | . | . | . | . | . | . |
| 12 | Brennen Bailey | 6 | 1 | . | 1 | . | . | . | . | . | . | . | . | . |
| 31 | Rashad Henry | 5 | . | 1 | 1 | . | . | . | . | . | . | . | . | . |
| 33 | CJ Hester | 10 | 1 | . | 1 | . | . | . | . | . | . | . | . | . |
| 34 | Payton Andrade | 3 | . | 1 | 1 | . | . | . | . | . | . | . | . | . |
| 27 | Michael Pangaro | 2 | 1 | . | 1 | . | . | . | . | . | . | . | . | . |
| 52 | Erik Hehl | 2 | 1 | . | 1 | . | . | . | . | . | . | . | . | . |
| Totals | | 11 | 290 | 434 | 724 | 47-176 | 16-99 | 5-17 | 31 | 10 | 3-0 | 5 | 0 | 0 |
| Opponents | | 11 | 341 | 484 | 825 | 71-271 | 29-183 | 6-215 | 40 | 18 | 4-33 | 8 | 0 | 0 |



2024-25 Massachusetts Football
Overall Team Statistics
All games

Team Statistics

| | UMASS | OPP |
|----------------------------------|----------------|----------------|
| Scoring | 228 | 379 |
| Points per game | 20.7 | 34.5 |
| Points Off Turnovers | 10 | 45 |
| First Downs | 214 | 222 |
| Rushing | 107 | 116 |
| Passing | 84 | 80 |
| Penalty | 23 | 26 |
| Rushing Yardage | 1778 | 2122 |
| Yards gained rushing | 2044 | 2334 |
| Yards lost rushing | 266 | 212 |
| Rushing attempts | 441 | 413 |
| Average per rush | 4.0 | 5.1 |
| Average per game | 161.6 | 192.9 |
| TDs Rushing | 16 | 30 |
| Passing Yardage | 1975 | 1938 |
| Comp-Att-Int | 167-295-6 | 141-243-5 |
| Average per pass | 6.7 | 8.0 |
| Average per catch | 11.8 | 13.7 |
| Average per game | 179.5 | 176.2 |
| TDs Passing | 10 | 16 |
| Total offense | 3753 | 4060 |
| Total plays | 736 | 656 |
| Average per play | 5.1 | 6.2 |
| Average per game | 341.2 | 369.1 |
| Kick returns: #-Yards | 19-350 | 19-533 |
| Punt returns: #-Yards | 14-115 | 17-144 |
| Int returns: #-Yards | 5-17 | 6-215 |
| Kick return average | 18.4 | 28.1 |
| Punt return average | 8.2 | 8.5 |
| Int return average | 3.4 | 35.8 |
| Fumbles-Lost | 14-4 | 8-3 |
| Penalties-Yards | 77-703 | 66-565 |
| Average per game | 63.9 | 51.4 |
| Punts-Yards | 49-1999 | 38-1587 |
| Average per punt | 40.8 | 41.8 |
| Net punt average | 37.7 | 37.4 |
| Kickoffs-Yards | 49-2951 | 67-4129 |
| Average per kick | 60.2 | 61.6 |
| Net kick average | 34.7 | 39.9 |
| Time of possession / game | 32:28 | 27:33 |
| 3rd-down conversion | 62/157 | 56/125 |
| 3rd-down pct | 39% | 45% |
| 4rd-down conversion | 12/21 | 6/13 |



| | UMASS | OPP |
|------------------------------------|--------------------|--------------------|
| 4rd-down pct | 57% | 46% |
| Sacks by-Yards | 16-99 | 29-183 |
| Misc Yards | 0 | 0 |
| Touchdowns scored | 27 | 49 |
| Field goals - attempts | 13-21 | 12-12 |
| On-Side kicks | 0-2 | 1-1 |
| Red-zone scores | (32-40) 80% | (43-45) 96% |
| Red-zone touchdowns | (21-40) 53% | (34-45) 76% |
| PAT-attempts | (25-26) 96% | (47-48) 98% |
| 2-point conversion-attempts | (1-1) 100% | (1-1) 100% |
| Attendance | 63248 | 200530 |
| Games / Avg per game | 5/12650 | 6/33422 |
| Neutral site games | - | 0/0 |

Score by Periods

| Team | 1st | 2nd | 3rd | 4th | OT | TOT |
|---------------|-----|-----|-----|-----|----|-----|
| Massachusetts | 52 | 76 | 24 | 70 | 6 | 228 |
| Opponents | 49 | 110 | 113 | 97 | 10 | 379 |



2024-25 Massachusetts Football
Individual Statistics
All games

Rushing

| Player | gp | att | gain | loss | net | avg | td | lg | avg/g |
|--------------------|-----------|------------|-------------|------------|-------------|------------|-----------|-----------|--------------|
| Jalen John | 9 | 93 | 521 | 16 | 505 | 5.4 | 4 | 68 | 56.1 |
| CJ Hester | 10 | 106 | 484 | 10 | 474 | 4.5 | 3 | 23 | 47.4 |
| Taisun Phommachanh | 9 | 107 | 471 | 154 | 317 | 3.0 | 3 | 33 | 35.2 |
| Brandon Campbell | 10 | 62 | 251 | 19 | 232 | 3.7 | 3 | 21 | 23.2 |
| Ahmad Haston | 4 | 16 | 141 | 0 | 141 | 8.8 | 1 | 38 | 35.3 |
| Jackson Paradis | 6 | 21 | 71 | 1 | 70 | 3.3 | 1 | 13 | 11.7 |
| Te'Rai Powell | 11 | 1 | 39 | 0 | 39 | 39.0 | 0 | 39 | 3.5 |
| Cookie Desiderio | 2 | 8 | 20 | 0 | 20 | 2.5 | 0 | 5 | 10.0 |
| T.Y. Harding | 10 | 1 | 4 | 0 | 4 | 4.0 | 0 | 4 | 0.4 |
| Dominick Mazotti | 9 | 1 | 3 | 0 | 3 | 3.0 | 0 | 3 | 0.3 |
| Da'Marion Alberic | 1 | 1 | 0 | 0 | 0 | 0.0 | 0 | 0 | 0.0 |
| Benjamin Roy Jr. | 10 | 1 | 0 | 3 | -3 | -3.0 | 0 | 0 | -0.3 |
| Sterling Galban | 11 | 1 | 0 | 7 | -7 | -7.0 | 0 | 0 | -0.6 |
| AJ Hairston | 3 | 20 | 39 | 53 | -14 | -0.7 | 1 | 10 | -4.7 |
| Team | 11 | 2 | 0 | 3 | -3 | -1.5 | 0 | 0 | -0.3 |
| Total | 11 | 441 | 2044 | 266 | 1778 | 4.0 | 16 | 68 | 161.6 |
| Opponents | 11 | 413 | 2334 | 212 | 2122 | 5.1 | 30 | 72 | 192.9 |

Passing

| Player | gp | effic | comp-att-int | pct | yds | td | lg | avg/g |
|--------------------|-----------|--------------|------------------|-------------|-------------|-----------|-----------|--------------|
| Taisun Phommachanh | 9 | 119.6 | 132-234-6 | 56.4 | 1590 | 8 | 64 | 176.7 |
| AJ Hairston | 3 | 120.5 | 27-52-0 | 51.9 | 346 | 2 | 75 | 115.3 |
| Ahmad Haston | 4 | 125.3 | 8-9-0 | 88.9 | 39 | 0 | 13 | 9.8 |
| Total | 11 | 120.0 | 167-295-6 | 56.6 | 1975 | 10 | 75 | 179.5 |
| Opponents | 11 | 142.6 | 141-243-5 | 58.0 | 1938 | 16 | 73 | 176.2 |

Receiving

| Player | gp | no. | yds | avg | td | lg | avg/g |
|----------------------|-----------|------------|-------------|-------------|-----------|-----------|--------------|
| Jakobie Keeney-James | 11 | 45 | 771 | 17.1 | 5 | 75 | 70.1 |
| Sterling Galban | 11 | 24 | 203 | 8.5 | 0 | 21 | 18.5 |
| Jacquon Gibson | 11 | 21 | 220 | 10.5 | 0 | 39 | 20.0 |
| T.Y. Harding | 10 | 17 | 322 | 18.9 | 4 | 58 | 32.2 |
| Jalen John | 9 | 15 | 100 | 6.7 | 0 | 15 | 11.1 |
| CJ Hester | 10 | 14 | 58 | 4.1 | 0 | 17 | 5.8 |
| Dominick Mazotti | 9 | 11 | 133 | 12.1 | 0 | 26 | 14.8 |
| Brandon Campbell | 10 | 7 | 67 | 9.6 | 0 | 24 | 6.7 |
| Matt Smith | 5 | 3 | 38 | 12.7 | 0 | 17 | 7.6 |
| Anthony Simpson | 2 | 3 | 16 | 5.3 | 0 | 10 | 8.0 |
| Jaelyn Lay | 9 | 2 | 17 | 8.5 | 0 | 10 | 1.9 |
| Keshawn Brown | 2 | 2 | 15 | 7.5 | 0 | 9 | 7.5 |
| Owen Anderson | 11 | 2 | 13 | 6.5 | 1 | 11 | 1.2 |
| Cookie Desiderio | 2 | 1 | 2 | 2.0 | 0 | 2 | 1.0 |
| Total | 11 | 167 | 1975 | 11.8 | 10 | 75 | 179.5 |
| Opponents | 11 | 141 | 1938 | 13.7 | 16 | 73 | 176.2 |

Punt Returns

| Player | no. | yds | avg | td | lg |
|------------------|-----------|------------|------------|----------|-----------|
| T.Y. Harding | 10 | 94 | 9.4 | 1 | 58 |
| Sterling Galban | 4 | 21 | 5.3 | 0 | 9 |
| Total | 14 | 115 | 8.2 | 1 | 58 |
| Opponents | 17 | 144 | 8.5 | 0 | 27 |

Interceptions

| Player | no. | yds | avg | td | lg |
|-------------------|----------|------------|-------------|----------|------------|
| Te'Rai Powell | 2 | 17 | 8.5 | 0 | 17 |
| Isaiah Rutherford | 1 | 0 | 0.0 | 0 | 0 |
| Jalen Harrell | 1 | 0 | 0.0 | 0 | 0 |
| Ryan Barnes | 1 | 0 | 0.0 | 0 | 0 |
| Total | 5 | 17 | 3.4 | 0 | 17 |
| Opponents | 6 | 215 | 35.8 | 1 | 100 |

Kick Returns

| Player | no. | yds | avg | td | lg |
|------------------|-----------|------------|-------------|----------|-----------|
| T.Y. Harding | 14 | 257 | 18.4 | 0 | 32 |
| Anthony Simpson | 3 | 64 | 21.3 | 0 | 28 |
| Sterling Galban | 1 | 18 | 18.0 | 0 | 18 |
| Brandon Campbell | 1 | 11 | 11.0 | 0 | 11 |
| Total | 19 | 350 | 18.4 | 0 | 32 |
| Opponents | 19 | 533 | 28.1 | 1 | 98 |

Fumbles Recovered

| Player | no. | yds | avg | td | lg |
|------------------|----------|-----------|------------|----------|-----------|
| Derrieon Craig | 1 | 0 | 0.0 | 0 | 0 |
| Kofi Asare | 1 | 0 | 0.0 | 0 | 0 |
| Donovan Dyson | 1 | 0 | 0.0 | 0 | 0 |
| Total | 3 | 0 | 0.0 | 0 | 0 |
| Opponents | 4 | 33 | 8.3 | 1 | 28 |



2024-25 Massachusetts Football
Individual Statistics
All games

Scoring

| Player | td | fg | PAT | | | | | | pts |
|----------------------|-----------|--------------|--------------|----------|----------|----------|----------|----------|------------|
| | | | kick | rush | rcv | pass | dxp | saf | |
| Jacob Lurie | - | 13-21 | 25-26 | - | - | - | - | - | 64 |
| Jakobie Keeney-James | 5 | - | - | - | - | - | - | - | 30 |
| T.Y. Harding | 5 | - | - | - | - | - | - | - | 30 |
| Jalen John | 4 | - | - | - | - | - | - | - | 24 |
| Taisun Phommachanh | 3 | - | - | - | - | - | - | - | 18 |
| Brandon Campbell | 3 | - | - | - | - | - | - | - | 18 |
| CJ Hester | 3 | - | - | - | - | - | - | - | 18 |
| Owen Anderson | 1 | - | - | - | - | - | - | - | 6 |
| Jackson Paradis | 1 | - | - | - | - | - | - | - | 6 |
| Ahmad Haston | 1 | - | - | - | - | - | - | - | 6 |
| Aj Hairston | 1 | - | - | - | - | 1 | - | - | 6 |
| Dominick Mazotti | - | - | - | - | 1 | - | - | - | 2 |
| Total | 27 | 13-21 | 25-26 | 0 | 1 | 1 | 0 | 0 | 228 |
| Opponents | 49 | 12-12 | 47-48 | 0 | 1 | 1 | 0 | 0 | 379 |

Total Offense

| Player | g | plays | rush | pass | total | avg/g |
|--------------------|-----------|------------|-------------|-------------|-------------|--------------|
| Taisun Phommachanh | 9 | 341 | 317 | 1590 | 1907 | 211.9 |
| Jalen John | 9 | 93 | 505 | 0 | 505 | 56.1 |
| CJ Hester | 10 | 106 | 474 | 0 | 474 | 47.4 |
| Aj Hairston | 3 | 72 | -14 | 346 | 332 | 110.7 |
| Brandon Campbell | 10 | 62 | 232 | 0 | 232 | 23.2 |
| Ahmad Haston | 4 | 25 | 141 | 39 | 180 | 45.0 |
| Jackson Paradis | 6 | 21 | 70 | 0 | 70 | 11.7 |
| Te'Rai Powell | 11 | 1 | 39 | 0 | 39 | 3.5 |
| Cookie Desiderio | 2 | 8 | 20 | 0 | 20 | 10.0 |
| T.Y. Harding | 10 | 1 | 4 | 0 | 4 | 0.4 |
| Dominick Mazotti | 9 | 1 | 3 | 0 | 3 | 0.3 |
| Benjamin Roy Jr. | 10 | 1 | -3 | 0 | -3 | -0.3 |
| Sterling Galban | 11 | 1 | -7 | 0 | -7 | -0.6 |
| Team | 11 | 0 | -3 | 0 | -3 | -0.3 |
| Total | 11 | 736 | 1778 | 1975 | 3753 | 341.2 |
| Opponents | 11 | 656 | 2122 | 1938 | 4060 | 369.1 |

Field Goals

| Player | fg | pct. | 01-19 | 20-29 | 30-39 | 40-49 | 50-99 | lg | blk |
|------------------|--------------|--------------|------------|------------|------------|------------|------------|-----------|----------|
| Jacob Lurie | 13-21 | 61.9 | 0-0 | 7-7 | 3-4 | 3-8 | 0-2 | 45 | 0 |
| Opponents | 12-12 | 100.0 | 0-0 | 4-4 | 4-4 | 3-3 | 1-1 | 53 | 0 |

FG Sequence

| Team Name | Massachusetts | Opponents |
|-------------------|----------------|----------------|
| Toledo | (23),(42),(30) | (26) |
| Missouri | (28) | (42) |
| Mississippi St. | (24),(35) | (24) |
| Buffalo | 50,(34),45 | (37),(34) |
| Eastern Mich. | 43,46 | (20),(31) |
| Miami (OH) | (45),(23),44 | (37),(47),(43) |
| NIU | (27),(27) | |
| Central Conn. St. | 50 | (25) |
| Liberty | (22),(43),43 | |
| Georgia | 37 | (53) |

Numbers in parentheses indicate field goal was made

Punting

| Player | no. | yds | avg | lg | tb | fc | i20 | 50+ | blk |
|------------------|-----------|-------------|-------------|-----------|----------|-----------|-----------|----------|----------|
| CJ Kolodziej | 49 | 1999 | 40.8 | 71 | 5 | 8 | 9 | 9 | 0 |
| Total | 49 | 1999 | 40.8 | 71 | 5 | 8 | 9 | 9 | 0 |
| Opponents | 38 | 1587 | 41.8 | 63 | 3 | 11 | 18 | 6 | 0 |

Kickoffs

| Player | no. | yds | avg | tb | ob | retn | net | ydln |
|------------------|-----------|-------------|-------------|-----------|----------|-----------|-------------|-----------|
| CJ Kolodziej | 49 | 2951 | 60.2 | 23 | 3 | | | |
| Total | 49 | 2951 | 60.2 | 23 | 3 | 18 | 34.7 | 30 |
| Opponents | 67 | 4129 | 61.6 | 34 | 1 | 18 | 39.9 | 25 |



2024-25 Massachusetts Football
Individual Statistics
All games

All Purpose

| Player | g | rush | rcv | pr | kr | ir | total | avg/g |
|----------------------|-----------|-------------|-------------|------------|------------|------------|-------------|--------------|
| Jakobie Keeney-James | 11 | 0 | 771 | 0 | 0 | 0 | 771 | 70.1 |
| T.Y. Harding | 10 | 4 | 322 | 94 | 257 | 0 | 677 | 67.7 |
| Jalen John | 9 | 505 | 100 | 0 | 0 | 0 | 605 | 67.2 |
| CJ Hester | 10 | 474 | 58 | 0 | 0 | 0 | 532 | 53.2 |
| Taisun Phommachanh | 9 | 317 | 0 | 0 | 0 | 0 | 317 | 35.2 |
| Brandon Campbell | 10 | 232 | 67 | 0 | 11 | 0 | 310 | 31.0 |
| Sterling Galban | 11 | -7 | 203 | 21 | 18 | 0 | 235 | 21.4 |
| Jacquon Gibson | 11 | 0 | 220 | 0 | 0 | 0 | 220 | 20.0 |
| Ahmad Haston | 4 | 141 | 0 | 0 | 0 | 0 | 141 | 35.3 |
| Dominick Mazotti | 9 | 3 | 133 | 0 | 0 | 0 | 136 | 15.1 |
| Anthony Simpson | 2 | 0 | 16 | 0 | 64 | 0 | 80 | 40.0 |
| Jackson Paradis | 6 | 70 | 0 | 0 | 0 | 0 | 70 | 11.7 |
| Te'Rai Powell | 11 | 39 | 0 | 0 | 0 | 17 | 56 | 5.1 |
| Matt Smith | 5 | 0 | 38 | 0 | 0 | 0 | 38 | 7.6 |
| Cookie Desiderio | 2 | 20 | 2 | 0 | 0 | 0 | 22 | 11.0 |
| Jaelyn Lay | 9 | 0 | 17 | 0 | 0 | 0 | 17 | 1.9 |
| Keshawn Brown | 2 | 0 | 15 | 0 | 0 | 0 | 15 | 7.5 |
| Owen Anderson | 11 | 0 | 13 | 0 | 0 | 0 | 13 | 1.2 |
| Benjamin Roy Jr. | 10 | -3 | 0 | 0 | 0 | 0 | -3 | -0.3 |
| AJ Hairston | 3 | -14 | 0 | 0 | 0 | 0 | -14 | -4.7 |
| Team | 11 | -3 | 0 | 0 | 0 | 0 | -3 | -0.3 |
| Total | 11 | 1778 | 1975 | 115 | 350 | 17 | 4235 | 385.0 |
| Opponents | 11 | 2122 | 1938 | 144 | 533 | 215 | 4952 | 450.2 |



2024-25 Massachusetts Football
Overall Defense Statistics
All games

Team Defense

| ## | Player | gp | Tackles | | | | tfl/yds | Sacks no-yds | Pass defense | | | Fumbles | | blkd | |
|----|----------------------|----|---------|----|-----|--------|---------|-----------------|--------------|------|-----|---------|----|------|-----|
| | | | ua | a | tot | no-yds | | | int-yds | brup | qbh | fr-yds | ff | kick | saf |
| 23 | Jalen Stewart | 11 | 25 | 47 | 72 | 3-15 | 2.5-14 | . | 2 | 1 | . | . | . | . | |
| 22 | Gerrell Johnson | 11 | 18 | 46 | 64 | 2-6 | 0.5-2 | . | 1 | 2 | . | . | . | . | |
| 21 | Te'Rai Powell | 11 | 23 | 26 | 49 | 1.5-3 | . | 2-17 | 2 | . | . | . | . | . | |
| 4 | Tyler Rudolph | 11 | 22 | 27 | 49 | 2-8 | . | . | 3 | . | . | . | . | . | |
| 15 | Derrieon Craig | 9 | 25 | 15 | 40 | 2.5-12 | . | . | 1 | 1 | 1-0 | . | . | . | |
| 18 | Louce Julien | 11 | 19 | 19 | 38 | 6.5-34 | 5-32 | . | 1 | 1 | . | 2 | . | . | |
| 1 | Arsheen Jiles | 11 | 14 | 17 | 31 | 2.5-4 | . | . | 2 | 1 | . | . | . | . | |
| 25 | Macklin Ayers | 11 | 7 | 21 | 28 | 1-1 | . | . | . | . | . | . | . | . | |
| 7 | Lake Ellis | 11 | 14 | 13 | 27 | 3-10 | . | . | 5 | . | . | . | . | . | |
| 94 | Kofi Asare | 11 | 11 | 16 | 27 | 5.5-23 | 3-17 | . | . | 1 | 1-0 | 1 | . | . | |
| 6 | Jeremiah McGill | 10 | 13 | 12 | 25 | . | . | . | . | 1 | . | . | . | . | |
| 10 | Tim Grant-Randall | 10 | 5 | 20 | 25 | 2-4 | . | . | 3 | . | . | . | . | . | |
| 13 | Jaylen Hudson | 9 | 5 | 18 | 23 | 1.5-3 | . | . | 1 | . | . | . | . | . | |
| 5 | Tyler Martin | 11 | 11 | 12 | 23 | 2-6 | . | . | . | . | . | . | . | . | |
| 0 | Jalen Harrell | 8 | 11 | 11 | 22 | 1-2 | . | 1-0 | 2 | . | . | . | . | . | |
| 17 | Christian LeBrun | 8 | 11 | 11 | 22 | 2-11 | 2-11 | . | . | . | . | . | . | . | |
| 9 | Myles Turner | 9 | 5 | 14 | 19 | 1-2 | . | . | 1 | . | . | . | . | . | |
| 11 | Leonard St. Gourdin | 10 | 8 | 10 | 18 | 0.5-1 | . | . | 2 | . | . | . | . | . | |
| 19 | Etinosa Reuben | 8 | 6 | 10 | 16 | 2-9 | 1-8 | . | . | 2 | . | . | . | . | |
| 26 | RJ Edwards | 7 | 3 | 12 | 15 | 0.5-0 | . | . | . | . | . | . | . | . | |
| 28 | Jerrold Cameron Jr. | 10 | 6 | 8 | 14 | 1-3 | . | . | 2 | . | . | 1 | . | . | |
| 44 | Aaron Beckwith | 7 | 2 | 9 | 11 | . | . | . | . | . | . | . | . | . | |
| 49 | Shambre Jackson | 6 | 6 | 4 | 10 | 1-10 | 1-10 | . | . | . | . | . | . | . | |
| 88 | Brandon McElroy | 10 | 1 | 9 | 10 | 1-3 | . | . | . | . | . | . | . | . | |
| 14 | Ryan Barnes | 7 | 4 | 3 | 7 | . | . | 1-0 | . | . | . | . | . | . | |
| 53 | Sahnai Swain-Price | 7 | 2 | 4 | 6 | 1-5 | 1-5 | . | . | . | . | . | . | . | |
| 2 | Isaiah Rutherford | 9 | 3 | 3 | 6 | 1-1 | . | 1-0 | 3 | . | . | 1 | . | . | |
| 16 | Jadrian Gibbs | 4 | 1 | 3 | 4 | . | . | . | . | . | . | . | . | . | |
| 30 | Donovan Dyson | 8 | 1 | 2 | 3 | . | . | . | . | . | 1-0 | . | . | . | |
| 3 | Steven Ortiz Jr. | 6 | 1 | 2 | 3 | . | . | . | . | . | . | . | . | . | |
| 17 | Dallas Elliott | 11 | 1 | 1 | 2 | . | . | . | . | . | . | . | . | . | |
| 97 | Jermaine Wiggins Jr. | 4 | . | 2 | 2 | . | . | . | . | . | . | . | . | . | |
| 37 | John Burton | 11 | 1 | 1 | 2 | . | . | . | . | . | . | . | . | . | |
| 34 | Payton Andrade | 3 | . | 1 | 1 | . | . | . | . | . | . | . | . | . | |
| 27 | Michael Pangaro | 2 | 1 | . | 1 | . | . | . | . | . | . | . | . | . | |
| 33 | CJ Hester | 10 | 1 | . | 1 | . | . | . | . | . | . | . | . | . | |
| 52 | Erik Hehl | 2 | 1 | . | 1 | . | . | . | . | . | . | . | . | . | |
| 31 | Rashad Henry | 5 | . | 1 | 1 | . | . | . | . | . | . | . | . | . | |
| 12 | Brennen Bailey | 6 | 1 | . | 1 | . | . | . | . | . | . | . | . | . | |
| 48 | Jackson Marx | 11 | 1 | . | 1 | . | . | . | . | . | . | . | . | . | |
| 50 | Aquan Robinson | 10 | . | 1 | 1 | . | . | . | . | . | . | . | . | . | |



2024-25 Massachusetts Football
 Overall Defense Statistics
 All games

| ## | Player | gp | Tackles | | | | Sacks | Pass defense | | | Fumbles | | blkd | |
|---------------|--------------------|-----------|------------|------------|------------|---------------|--------------|--------------|-----------|-----------|------------|----------|----------|----------|
| | | | ua | a | tot | tfl/yds | no-yds | int-yds | brup | qbh | fr-yds | ff | kick | saf |
| 66 | Wyatt Terlaak | 9 | . | 1 | 1 | . | . | . | . | . | . | . | . | . |
| 6 | Keshawn Brown | 2 | . | 1 | 1 | . | . | . | . | . | . | . | . | . |
| 3 | Taisun Phommachanh | 9 | . | 1 | 1 | . | . | . | . | . | . | . | . | . |
| Totals | | 11 | 290 | 434 | 724 | 47-176 | 16-99 | 5-17 | 31 | 10 | 3-0 | 5 | 0 | 0 |
| Opponents | | 11 | 341 | 484 | 825 | 71-271 | 29-183 | 6-215 | 40 | 18 | 4-33 | 8 | 0 | 0 |



2024-25 Massachusetts Football
Team Game-by-Game
All games

| Date | Opponent | Rushing | | | | Receiving | | | | Passing | | | | Kick Returns | | | | Punt Returns | | | | tot off | | |
|----------------------|--------------------|------------|-------------|-----------|-----------|------------|-------------|-----------|-----------|------------|------------|----------|-------------|--------------|-----------|-----------|------------|--------------|-----------|-----------|------------|----------|-----------|-------------|
| | | no. | yds | td | lg | no. | yds | td | lg | cmp | att | int | yds | td | lg | no. | yds | td | lg | no. | yds | | td | lg |
| 08/31/2024 | Eastern Mich. | 41 | 152 | 2 | 33 | 20 | 177 | 0 | 31 | 20 | 30 | 0 | 177 | 0 | 31 | 3 | 64 | 0 | 28 | 1 | 9 | 0 | 9 | 329 |
| 09/07/2024 | at Toledo | 48 | 125 | 1 | 25 | 26 | 259 | 1 | 39 | 26 | 40 | 1 | 259 | 1 | 39 | 2 | 39 | 0 | 21 | 3 | 12 | 0 | 9 | 384 |
| 09/14/2024 | at Buffalo | 37 | 72 | 0 | 21 | 14 | 121 | 0 | 24 | 14 | 29 | 1 | 121 | 0 | 24 | 2 | 28 | 0 | 17 | 1 | 6 | 0 | 6 | 193 |
| 09/21/2024 | Central Conn. St. | 46 | 163 | 2 | 15 | 20 | 287 | 3 | 57 | 20 | 30 | 1 | 287 | 3 | 57 | 4 | 60 | 0 | 19 | 2 | 16 | 0 | 12 | 450 |
| 09/28/2024 | at Miami (OH) | 41 | 171 | 1 | 23 | 9 | 173 | 1 | 64 | 9 | 22 | 0 | 173 | 1 | 64 | 1 | 13 | 0 | 13 | 1 | 1 | 0 | 1 | 344 |
| 10/05/2024 | at NIU | 34 | 115 | 0 | 14 | 15 | 263 | 2 | 58 | 15 | 30 | 0 | 263 | 2 | 58 | 0 | 0 | 0 | 0 | 0 | 0 | 0 | 0 | 378 |
| 10/12/2024 | Missouri | 31 | 95 | 0 | 39 | 15 | 142 | 0 | 19 | 15 | 25 | 1 | 142 | 0 | 19 | 2 | 51 | 0 | 32 | 1 | 0 | 0 | 0 | 237 |
| 10/26/2024 | Wagner | 27 | 197 | 3 | 42 | 10 | 129 | 1 | 36 | 10 | 18 | 1 | 129 | 1 | 36 | 0 | 0 | 0 | 0 | 3 | 69 | 1 | 58 | 326 |
| 11/02/2024 | at Mississippi St. | 49 | 199 | 1 | 20 | 17 | 136 | 1 | 16 | 17 | 29 | 1 | 136 | 1 | 16 | 0 | 0 | 0 | 0 | 1 | 7 | 0 | 7 | 335 |
| 11/16/2024 | Liberty | 47 | 263 | 4 | 25 | 13 | 163 | 0 | 32 | 13 | 25 | 0 | 163 | 0 | 32 | 3 | 48 | 0 | 17 | 1 | -5 | 0 | 0 | 426 |
| 11/23/2024 | at Georgia | 40 | 226 | 2 | 68 | 8 | 125 | 1 | 75 | 8 | 17 | 0 | 125 | 1 | 75 | 2 | 47 | 0 | 26 | 0 | 0 | 0 | 0 | 351 |
| Massachusetts | | 441 | 1778 | 16 | 68 | 167 | 1975 | 10 | 75 | 167 | 295 | 6 | 1975 | 10 | 75 | 19 | 350 | 0 | 32 | 14 | 115 | 1 | 58 | 3753 |
| Opponents | | 413 | 2122 | 30 | 72 | 141 | 1938 | 16 | 73 | 141 | 243 | 5 | 1938 | 16 | 73 | 19 | 533 | 1 | 98 | 17 | 144 | 0 | 27 | 4060 |

Massachusetts Averages

| Games | Avg/ rush | Avg/ catch | Pass effic | KR avg | PR avg | All purpose avg/game | Total offense avg/game |
|-------|-----------|------------|------------|--------|--------|----------------------|------------------------|
| 11 | 4.0 | 11.8 | 120.0 | 18.4 | 8.2 | 385.0 | 341.2 |

| Date | Opponent | Tackles | | | Sacks | Fumble | Pass Defense | | | blkd | PAT attempts | | | off | | | | |
|----------------------|--------------------|------------|------------|------------|-----------------|---------------|--------------|-------------|--------------|-----------|--------------|----------|--------------|----------|----------|----------|-----------|------------|
| | | ua | a total | tfl-yds | no-yds | ff fr-yds | int-yds | qbh | brup | kick | kick | rush | rcv | saf | t/o | pts | | |
| 08/31/2024 | Eastern Mich. | 21 | 46 | 67 | 2.0-6 | 0-0 | 0 | 0-0 | 0-0 | 1 | 4 | 0 | 2-2 | 0 | 0 | 0 | 0 | 14 |
| 09/07/2024 | at Toledo | 10 | 28 | 38 | 1.0-4 | 0-0 | 0 | 0-0 | 0-0 | 1 | 9 | 0 | 2-2 | 0 | 0 | 0 | 0 | 23 |
| 09/14/2024 | at Buffalo | 39 | 26 | 65 | 3.0-13 | 2-11 | 1 | 1-0 | 0-0 | 1 | 2 | 0 | 0-0 | 0 | 0 | 0 | 0 | 3 |
| 09/21/2024 | Central Conn. St. | 17 | 32 | 49 | 2.0-3 | 0-0 | 1 | 0-0 | 1-0 | 4 | 4 | 0 | 5-5 | 0 | 0 | 0 | 0 | 35 |
| 09/28/2024 | at Miami (OH) | 37 | 30 | 67 | 10.0-30 | 2-12 | 0 | 0-0 | 1-0 | 0 | 2 | 0 | 2-2 | 0 | 0 | 0 | 0 | 20 |
| 10/05/2024 | at NIU | 32 | 40 | 72 | 1.0-1 | 1-1 | 0 | 1-0 | 1-0 | 1 | 0 | 0 | 2-2 | 0 | 0 | 0 | 3 | 20 |
| 10/12/2024 | Missouri | 24 | 58 | 82 | 4.0-17 | 1-10 | 0 | 0-0 | 0-0 | 0 | 1 | 0 | 0-0 | 0 | 0 | 0 | 0 | 3 |
| 10/26/2024 | Wagner | 19 | 66 | 85 | 9.0-28 | 3-14 | 0 | 0-0 | 1-17 | 0 | 0 | 0 | 5-5 | 0 | 0 | 0 | 7 | 35 |
| 11/02/2024 | at Mississippi St. | 18 | 48 | 66 | 7.0-34 | 3-19 | 0 | 0-0 | 0-0 | 2 | 6 | 0 | 2-2 | 0 | 0 | 0 | 0 | 20 |
| 11/16/2024 | Liberty | 24 | 52 | 76 | 7.0-30 | 3-22 | 1 | 1-0 | 1-0 | 0 | 2 | 0 | 2-3 | 0 | 1 | 0 | 0 | 34 |
| 11/23/2024 | at Georgia | 49 | 8 | 57 | 1.0-10 | 1-10 | 2 | 0-0 | 0-0 | 0 | 1 | 0 | 3-3 | 0 | 0 | 0 | 0 | 21 |
| Massachusetts | | 290 | 434 | 724 | 47.0-176 | 16-99 | 5 | 3-0 | 5-17 | 10 | 31 | 0 | 25-26 | 0 | 1 | 0 | 10 | 228 |
| Opponents | | 341 | 484 | 825 | 71.0-271 | 29-183 | 8 | 4-33 | 6-215 | 18 | 40 | 0 | 47-48 | 0 | 1 | 0 | 45 | 379 |

| Date | Opponent | Punting | | | | | | | | | | Field Goals | | | Kickoffs | | | |
|----------------------|--------------------|-----------|-------------|-------------|-----------|----------|----------|-----------|----------|-----------|--------------|-------------|----------|-----------|-------------|-------------|-----------|----------|
| | | no. | yds | avg | long | blkd | tb | fc | 50+ | i20 | md-att | long | blkd | no. | yds | avg | tb | ob |
| 08/31/2024 | Eastern Mich. | 2 | 79 | 39.5 | 42 | 0 | 0 | 0 | 0 | 2 | 0-2 | 0 | 0 | 2 | 130 | 65.0 | 2 | 0 |
| 09/07/2024 | at Toledo | 6 | 218 | 36.3 | 43 | 0 | 0 | 3 | 0 | 0 | 3-3 | 42 | 0 | 5 | 293 | 58.6 | 3 | 0 |
| 09/14/2024 | at Buffalo | 8 | 381 | 47.6 | 71 | 0 | 0 | 1 | 3 | 1 | 1-3 | 34 | 0 | 2 | 129 | 64.5 | 1 | 0 |
| 09/21/2024 | Central Conn. St. | 3 | 129 | 43.0 | 46 | 0 | 0 | 0 | 0 | 0 | 0-1 | 0 | 0 | 7 | 354 | 50.6 | 3 | 0 |
| 09/28/2024 | at Miami (OH) | 5 | 146 | 29.2 | 44 | 0 | 0 | 2 | 0 | 2 | 2-3 | 45 | 0 | 5 | 309 | 61.8 | 1 | 1 |
| 10/05/2024 | at NIU | 2 | 107 | 53.5 | 57 | 0 | 1 | 1 | 2 | 0 | 2-2 | 27 | 0 | 5 | 309 | 61.8 | 3 | 1 |
| 10/12/2024 | Missouri | 8 | 311 | 38.9 | 61 | 0 | 2 | 0 | 2 | 1 | 1-1 | 28 | 0 | 2 | 125 | 62.5 | 0 | 0 |
| 10/26/2024 | Wagner | 3 | 117 | 39.0 | 58 | 0 | 0 | 1 | 1 | 1 | 0-0 | 0 | 0 | 6 | 377 | 62.8 | 4 | 0 |
| 11/02/2024 | at Mississippi St. | 5 | 204 | 40.8 | 46 | 0 | 2 | 0 | 0 | 0 | 2-2 | 35 | 0 | 5 | 319 | 63.8 | 2 | 0 |
| 11/16/2024 | Liberty | 3 | 162 | 54.0 | 71 | 0 | 0 | 0 | 1 | 1 | 2-3 | 43 | 0 | 6 | 347 | 57.8 | 1 | 1 |
| 11/23/2024 | at Georgia | 4 | 145 | 36.3 | 45 | 0 | 0 | 0 | 0 | 1 | 0-1 | 0 | 0 | 4 | 259 | 64.8 | 3 | 0 |
| Massachusetts | | 49 | 1999 | 40.8 | 71 | 0 | 5 | 8 | 9 | 9 | 13-21 | 45 | 0 | 49 | 2951 | 60.2 | 23 | 3 |
| Opponents | | 38 | 1587 | 41.8 | 63 | 0 | 3 | 11 | 6 | 18 | 12-12 | 53 | 0 | 67 | 4129 | 61.6 | 34 | 1 |



2024-25 Massachusetts Football
Red-Zone Results
All games

Massachusetts Inside Opponent Red-Zone

| Date | Opponent | Score | Times | Times | Total | Rush Pass FGs | | | | Failed to score inside RZ | | | | | |
|--------------------------------|--------------------|---------|-----------|-----------|------------|---------------|-----------|----------|-----------|---------------------------|----------|----------|----------|----------|----------|
| | | | In RZ | Scored | Pts | TDs | TDs | TDs | Made | FGA | Down | Int | Fumb | Half | Game |
| 08/31/2024 | Eastern Mich. | L 14-28 | 3 | 2 | 14 | 2 | 2 | 0 | 0 | 1 | 0 | 0 | 0 | 0 | 0 |
| 09/07/2024 | at Toledo | L 23-38 | 5 | 5 | 23 | 2 | 1 | 1 | 3 | 3 | 0 | 0 | 0 | 0 | 0 |
| 09/14/2024 | at Buffalo | L 3-34 | 2 | 1 | 3 | 0 | 0 | 0 | 1 | 1 | 0 | 1 | 0 | 0 | 0 |
| 09/21/2024 | Central Conn. St. | W 35-31 | 4 | 4 | 28 | 4 | 2 | 2 | 0 | 0 | 0 | 0 | 0 | 0 | 0 |
| 09/28/2024 | at Miami (OH) | L 20-23 | 3 | 2 | 10 | 1 | 1 | 0 | 1 | 2 | 0 | 0 | 0 | 0 | 0 |
| 10/05/2024 | at NIU | L 20-34 | 4 | 3 | 13 | 1 | 0 | 1 | 2 | 2 | 1 | 0 | 0 | 0 | 0 |
| 10/12/2024 | Missouri | L 3-45 | 2 | 1 | 3 | 0 | 0 | 0 | 1 | 1 | 0 | 1 | 0 | 0 | 0 |
| 10/26/2024 | Wagner | W 35-7 | 3 | 3 | 21 | 3 | 3 | 0 | 0 | 0 | 0 | 0 | 0 | 0 | 0 |
| 11/02/2024 | at Mississippi St. | L 20-45 | 4 | 4 | 20 | 2 | 1 | 1 | 2 | 2 | 0 | 0 | 0 | 0 | 0 |
| 11/16/2024 | Liberty | L 34-35 | 6 | 5 | 31 | 4 | 4 | 0 | 1 | 1 | 1 | 0 | 0 | 0 | 0 |
| 11/23/2024 | at Georgia | L 21-59 | 4 | 2 | 14 | 2 | 2 | 0 | 0 | 1 | 0 | 0 | 0 | 0 | 0 |
| Totals 32 of 40 (80.0%) | | | 40 | 32 | 180 | 21 | 16 | 5 | 11 | 14 | 2 | 2 | 0 | 0 | 0 |

Opponents Inside Massachusetts Red-Zone

| Date | Opponent | Score | Times | Times | Total | Rush Pass FGs | | | | Failed to score inside RZ | | | | | |
|--------------------------------|-------------------|---------|-----------|-----------|------------|---------------|-----------|-----------|----------|---------------------------|----------|----------|----------|----------|----------|
| | | | In RZ | Scored | Pts | TDs | TDs | TDs | Made | FGA | Down | Int | Fumb | Half | Game |
| 08/31/2024 | Eastern Mich. | L 14-28 | 5 | 5 | 28 | 3 | 2 | 1 | 2 | 2 | 0 | 0 | 0 | 0 | 0 |
| 09/07/2024 | Toledo | L 23-38 | 3 | 3 | 17 | 2 | 1 | 1 | 1 | 1 | 0 | 0 | 0 | 0 | 0 |
| 09/14/2024 | Buffalo | L 3-34 | 4 | 4 | 21 | 2 | 2 | 0 | 2 | 2 | 0 | 0 | 0 | 0 | 0 |
| 09/21/2024 | Central Conn. St. | W 35-31 | 5 | 5 | 31 | 4 | 2 | 2 | 1 | 1 | 0 | 0 | 0 | 0 | 0 |
| 09/28/2024 | Miami (OH) | L 20-23 | 3 | 2 | 10 | 1 | 0 | 1 | 1 | 1 | 0 | 1 | 0 | 0 | 0 |
| 10/05/2024 | NIU | L 20-34 | 4 | 4 | 28 | 4 | 3 | 1 | 0 | 0 | 0 | 0 | 0 | 0 | 0 |
| 10/12/2024 | Missouri | L 3-45 | 4 | 4 | 24 | 3 | 2 | 1 | 1 | 1 | 0 | 0 | 0 | 0 | 0 |
| 10/26/2024 | Wagner | W 35-7 | 2 | 1 | 7 | 1 | 1 | 0 | 0 | 0 | 1 | 0 | 0 | 0 | 0 |
| 11/02/2024 | Mississippi St. | L 20-45 | 4 | 4 | 24 | 3 | 2 | 1 | 1 | 1 | 0 | 0 | 0 | 0 | 0 |
| 11/16/2024 | Liberty | L 34-35 | 5 | 5 | 35 | 5 | 5 | 0 | 0 | 0 | 0 | 0 | 0 | 0 | 0 |
| 11/23/2024 | Georgia | L 21-59 | 6 | 6 | 42 | 6 | 3 | 3 | 0 | 0 | 0 | 0 | 0 | 0 | 0 |
| Totals 43 of 45 (95.6%) | | | 45 | 43 | 267 | 34 | 23 | 11 | 9 | 9 | 1 | 1 | 0 | 0 | 0 |



By Quarter Statistics
All games

3rd-Down Conversions

| Date | Opponent | Score | Overall | 1st Qtr | 2nd Qtr | 3rd Qtr | 4th Qtr | Overtime |
|----------------------|--------------------|------------|--------------------|-------------------|-------------------|-------------------|-------------------|----------------|
| 08/31/2024 | Eastern Mich. | L 14-28 | 10-17 58.8 | 2-4 50.0 | 3-5 60.0 | 3-4 75.0 | 2-4 50.0 | 0-1 0.0 |
| 09/07/2024 | at Toledo | L 23-38 | 5-19 26.3 | 1-5 20.0 | 2-4 50.0 | 2-6 33.3 | 0-4 0.0 | 0-0 0.0 |
| 09/14/2024 | at Buffalo | L 3-34 | 4-17 23.5 | 1-4 25.0 | 1-6 16.7 | 2-5 40.0 | 0-2 0.0 | 0-0 0.0 |
| 09/21/2024 | Central Conn. St. | W 35-31 | 6-13 46.2 | 0-2 0.0 | 3-5 60.0 | 0-2 0.0 | 3-4 75.0 | 0-0 0.0 |
| 09/28/2024 | at Miami (OH) | Lot1 20-23 | 7-16 43.8 | 2-3 66.7 | 1-4 25.0 | 1-3 33.3 | 3-5 60.0 | 0-0 0.0 |
| 10/05/2024 | at NIU | L 20-34 | 5-13 38.5 | 3-4 75.0 | 1-4 25.0 | 0-1 0.0 | 1-4 25.0 | 0-0 0.0 |
| 10/12/2024 | Missouri | L 3-45 | 2-13 15.4 | 1-3 33.3 | 1-4 25.0 | 0-5 0.0 | 0-1 0.0 | 0-0 0.0 |
| 10/26/2024 | Wagner | W 35-7 | 5-8 62.5 | 1-2 50.0 | 4-4 100.0 | 0-1 0.0 | 0-1 0.0 | 0-0 0.0 |
| 11/02/2024 | at Mississippi St. | L 20-45 | 9-17 52.9 | 3-4 75.0 | 2-4 50.0 | 3-5 60.0 | 1-4 25.0 | 0-0 0.0 |
| 11/16/2024 | Liberty | Lot1 34-35 | 6-13 46.2 | 1-2 50.0 | 2-4 50.0 | 0-2 0.0 | 3-5 60.0 | 0-0 0.0 |
| 11/23/2024 | at Georgia | L 21-59 | 3-11 27.3 | 3-3 100.0 | 0-3 0.0 | 0-1 0.0 | 0-4 0.0 | 0-0 0.0 |
| Massachusetts | | | 62-157 39.5 | 18-36 50.0 | 20-47 42.6 | 11-35 31.4 | 13-38 34.2 | 0-1 0.0 |
| Opponents | | | 56-125 44.8 | 8-26 30.8 | 17-30 56.7 | 18-33 54.5 | 13-35 37.1 | 0-1 0.0 |

4th-Down Conversions

| Date | Opponent | Score | Overall | 1st Qtr | 2nd Qtr | 3rd Qtr | 4th Qtr | Overtime |
|----------------------|--------------------|------------|-------------------|-----------------|-----------------|------------------|-----------------|----------------|
| 08/31/2024 | Eastern Mich. | L 14-28 | 1-3 33.3 | 0-0 0.0 | 0-1 0.0 | 1-1 100.0 | 0-1 0.0 | 0-0 0.0 |
| 09/07/2024 | at Toledo | L 23-38 | 2-4 50.0 | 0-0 0.0 | 0-0 0.0 | 1-1 100.0 | 1-3 33.3 | 0-0 0.0 |
| 09/14/2024 | at Buffalo | L 3-34 | 2-2 100.0 | 0-0 0.0 | 2-2 100.0 | 0-0 0.0 | 0-0 0.0 | 0-0 0.0 |
| 09/21/2024 | Central Conn. St. | W 35-31 | 1-2 50.0 | 1-1 100.0 | 0-0 0.0 | 0-0 0.0 | 0-1 0.0 | 0-0 0.0 |
| 09/28/2024 | at Miami (OH) | Lot1 20-23 | 1-1 100.0 | 0-0 0.0 | 1-1 100.0 | 0-0 0.0 | 0-0 0.0 | 0-0 0.0 |
| 10/05/2024 | at NIU | L 20-34 | 1-4 25.0 | 0-0 0.0 | 0-0 0.0 | 0-1 0.0 | 1-3 33.3 | 0-0 0.0 |
| 10/12/2024 | Missouri | L 3-45 | 1-1 100.0 | 0-0 0.0 | 1-1 100.0 | 0-0 0.0 | 0-0 0.0 | 0-0 0.0 |
| 10/26/2024 | Wagner | W 35-7 | 0-0 0.0 | 0-0 0.0 | 0-0 0.0 | 0-0 0.0 | 0-0 0.0 | 0-0 0.0 |
| 11/02/2024 | at Mississippi St. | L 20-45 | 0-0 0.0 | 0-0 0.0 | 0-0 0.0 | 0-0 0.0 | 0-0 0.0 | 0-0 0.0 |
| 11/16/2024 | Liberty | Lot1 34-35 | 0-1 0.0 | 0-1 0.0 | 0-0 0.0 | 0-0 0.0 | 0-0 0.0 | 0-0 0.0 |
| 11/23/2024 | at Georgia | L 21-59 | 3-3 100.0 | 0-0 0.0 | 2-2 100.0 | 0-0 0.0 | 1-1 100.0 | 0-0 0.0 |
| Massachusetts | | | 12-21 57.1 | 1-2 50.0 | 6-7 85.7 | 2-3 66.7 | 3-9 33.3 | 0-0 0.0 |
| Opponents | | | 6-13 46.2 | 0-1 0.0 | 1-3 33.3 | 2-2 100.0 | 3-7 42.9 | 0-0 0.0 |

Time of Possession

| Date | Opponent | Score | Overall | 1st Qtr | 2nd Qtr | 3rd Qtr | 4th Qtr | Overtime |
|----------------------|--------------------|------------|---------------------|--------------|---------------|--------------|--------------|--------------|
| 08/31/2024 | Eastern Mich. | L 14-28 | 33:23 | 08:31 | 10:15 | 05:29 | 09:08 | 00:00 |
| 09/07/2024 | at Toledo | L 23-38 | 44:21 | 06:34 | 15:20 | 12:06 | 10:21 | 00:00 |
| 09/14/2024 | at Buffalo | L 3-34 | 32:04 | 09:29 | 11:34 | 07:23 | 03:38 | 00:00 |
| 09/21/2024 | Central Conn. St. | W 35-31 | 37:46 | 07:22 | 11:59 | 05:42 | 12:43 | 00:00 |
| 09/28/2024 | at Miami (OH) | Lot1 20-23 | 31:08 | 06:02 | 08:17 | 03:39 | 13:10 | 00:00 |
| 10/05/2024 | at NIU | L 20-34 | 26:20 | 04:58 | 09:54 | 05:05 | 06:23 | 00:00 |
| 10/12/2024 | Missouri | L 3-45 | 28:19 | 06:14 | 07:53 | 08:17 | 05:55 | 00:00 |
| 10/26/2024 | Wagner | W 35-7 | 20:46 | 06:01 | 07:12 | 02:05 | 05:28 | 00:00 |
| 11/02/2024 | at Mississippi St. | L 20-45 | 40:49 | 10:46 | 06:28 | 07:50 | 15:45 | 00:00 |
| 11/16/2024 | Liberty | Lot1 34-35 | 32:10 | 08:31 | 11:16 | 03:32 | 08:51 | 00:00 |
| 11/23/2024 | at Georgia | L 21-59 | 30:04 | 05:45 | 14:52 | 01:04 | 08:23 | 00:00 |
| Massachusetts | | | Total 357:10 | 80:13 | 115:00 | 62:12 | 99:45 | 00:00 |



2024-25 Massachusetts Football
By Quarter Statistics
All games

Page 2/2
as of Nov 25, 2024

| Date | Opponent | Score | Overall | 1st Qtr | 2nd Qtr | 3rd Qtr | 4th Qtr | Overtime |
|------|-----------|-------|---------|---------|---------|---------|---------|----------|
| | | Avg. | 32:28 | 07:18 | 10:27 | 05:39 | 09:04 | 00:00 |
| | Opponents | Total | 303:07 | 59:43 | 75:21 | 73:30 | 94:33 | 00:00 |
| | | Avg. | 27:33 | 05:26 | 06:51 | 06:41 | 08:36 | 00:00 |



2024-25 Massachusetts Football
 Passing Game-by-Game
 All games

| #3 Taisun Phommachanh | Comp | Att | Int | Pct | Yards | TD | Long | Sacked | Effic. |
|-----------------------|------------|------------|----------|-------------|-------------|----------|-----------|---------------|--------------|
| Eastern Mich. | 20 | 30 | 0 | 66.7 | 177 | 0 | 31 | 6-33 | 116.2 |
| Toledo | 26 | 40 | 1 | 65.0 | 259 | 1 | 39 | 5-29 | 122.6 |
| Buffalo | 14 | 29 | 1 | 48.3 | 121 | 0 | 24 | 3-19 | 76.4 |
| Central Conn. St. | 20 | 30 | 1 | 66.7 | 287 | 3 | 57 | 1-7 | 173.4 |
| Miami (OH) | 9 | 22 | 0 | 40.9 | 173 | 1 | 64 | 1-4 | 122.0 |
| NIU | 15 | 30 | 0 | 50.0 | 263 | 2 | 58 | 4-24 | 145.6 |
| Missouri | 12 | 22 | 1 | 54.5 | 132 | 0 | 19 | 4-21 | 95.9 |
| Wagner | 10 | 18 | 1 | 55.6 | 129 | 1 | 36 | 0-0 | 123.0 |
| Mississippi St. | 6 | 13 | 1 | 46.2 | 49 | 0 | 13 | 0-0 | 62.4 |
| Totals | 132 | 234 | 6 | 56.4 | 1590 | 8 | 64 | 24-137 | 119.6 |

| #5 Ahmad Haston | Comp | Att | Int | Pct | Yards | TD | Long | Sacked | Effic. |
|-----------------|----------|----------|----------|-------------|-----------|----------|-----------|------------|--------------|
| Missouri | 3 | 3 | 0 | 100.0 | 10 | 0 | 8 | 0-0 | 128.0 |
| Mississippi St. | 4 | 5 | 0 | 80.0 | 25 | 0 | 13 | 0-0 | 122.0 |
| Georgia | 1 | 1 | 0 | 100.0 | 4 | 0 | 4 | 0-0 | 133.6 |
| Totals | 8 | 9 | 0 | 88.9 | 39 | 0 | 13 | 0-0 | 125.3 |

| #8 AJ Hairston | Comp | Att | Int | Pct | Yards | TD | Long | Sacked | Effic. |
|-----------------|-----------|-----------|----------|-------------|------------|----------|-----------|-------------|--------------|
| Mississippi St. | 7 | 11 | 0 | 63.6 | 62 | 1 | 16 | 2-8 | 141.0 |
| Liberty | 13 | 25 | 0 | 52.0 | 163 | 0 | 32 | 0-0 | 106.8 |
| Georgia | 7 | 16 | 0 | 43.8 | 121 | 1 | 75 | 3-38 | 127.9 |
| Totals | 27 | 52 | 0 | 51.9 | 346 | 2 | 75 | 5-46 | 120.5 |



2024-25 Massachusetts Football
Rushing/Receiving Game-by-Game
All games

Rushing

| Player | No-Yds/TD | EMU | UT | UB | CCSU | Miami | NIU | MO | WC | MS | Lib | UG |
|--------------------|-----------|---------|---------|---------|---------|---------|---------|--------|--------|---------|----------|---------|
| Taisun Phommachanh | 107-317/3 | 16-57/0 | 22-44/1 | 9-2/0 | 8-43/0 | 18-80/0 | 13-27/0 | 8--1/0 | 7-30/2 | 6-35/0 | DNP | DNP |
| CJ Hester | 106-474/3 | 8-36/1 | 7-29/0 | 6-9/0 | DNP | 14-63/1 | 15-71/0 | 9-33/0 | 9-46/0 | 13-62/0 | 10-51/0 | 15-74/1 |
| Jalen John | 93-505/4 | 14-53/1 | 14-37/0 | 11-28/0 | 13-65/0 | 8-27/0 | DNP | DNP | 2-52/0 | 7-17/0 | 15-119/2 | 9-107/1 |
| Brandon Campbell | 62-232/3 | 3-6/0 | 5-15/0 | 8-36/0 | 9-4/1 | DNP | - | 8-14/0 | 8-63/1 | 10-64/1 | 8-23/0 | 3-7/0 |
| Jackson Paradis | 21-70/1 | DNP | - | 2-4/0 | 14-54/1 | 1-1/0 | DNP | DNP | 1-6/0 | 3-5/0 | DNP | DNP |
| AJ Hairston | 20--14/1 | DNP | DNP | DNP | DNP | DNP | DNP | DNP | DNP | 5--6/0 | 6-7/1 | 9--15/0 |
| Ahmad Haston | 16-141/1 | DNP | DNP | DNP | DNP | DNP | DNP | 2-7/0 | DNP | 5-22/0 | 6-62/1 | 3-50/0 |
| Cookie Desiderio | 8-20/0 | DNP | DNP | DNP | DNP | DNP | 5-17/0 | 3-3/0 | DNP | DNP | DNP | DNP |
| Te'Rai Powell | 1-39/0 | - | - | - | - | - | - | 1-39/0 | - | - | - | - |
| T.Y. Harding | 1-4/0 | DNP | - | - | - | - | - | - | - | - | 1-4/0 | - |
| Dominick Mazotti | 1-3/0 | - | - | DNP | DNP | - | - | - | - | - | - | 1-3/0 |
| Da'Marion Alberic | 1-0/0 | DNP | DNP | DNP | DNP | DNP | 1-0/0 | DNP | DNP | DNP | DNP | DNP |
| Benjamin Roy Jr. | 1--3/0 | - | - | - | - | - | DNP | - | - | - | 1--3/0 | - |
| Sterling Galban | 1--7/0 | - | - | 1--7/0 | - | - | - | - | - | - | - | - |

Receiving

| Player | No-Yds/TD | EMU | UT | UB | CCSU | Miami | NIU | MO | WC | MS | Lib | UG |
|----------------------|-----------|--------|--------|--------|--------|---------|---------|--------|--------|--------|--------|---------|
| Jakobie Keeney-James | 45-771/5 | 2-38/0 | 6-93/1 | 3-30/0 | 5-95/1 | 4-150/1 | 3-56/0 | 6-80/0 | 3-24/0 | 4-29/1 | 6-75/0 | 3-101/1 |
| Sterling Galban | 24-203/0 | 2-29/0 | 4-23/0 | 1-6/0 | 5-41/0 | 2-6/0 | 3-58/0 | 1-6/0 | 1-2/0 | 3-20/0 | - | 2-12/0 |
| Jacquon Gibson | 21-220/0 | 3-20/0 | 6-72/0 | 4-58/0 | 3-43/0 | - | - | - | 1-7/0 | 1-10/0 | 2-5/0 | 1-5/0 |
| T.Y. Harding | 17-322/4 | DNP | - | - | 2-72/1 | 1-10/0 | 5-116/2 | - | 3-49/1 | 2-11/0 | 3-59/0 | 1-5/0 |
| Jalen John | 15-100/0 | 5-42/0 | 1-10/0 | 5-29/0 | 1-0/0 | 1-0/0 | DNP | DNP | - | 2-19/0 | - | - |
| CJ Hester | 14-58/0 | 2-4/0 | 4-11/0 | 1--2/0 | DNP | - | 3-26/0 | 2-1/0 | - | 1-16/0 | - | 1-2/0 |
| Dominick Mazotti | 11-133/0 | 2-18/0 | - | DNP | DNP | 1-7/0 | 1-7/0 | 2-29/0 | 2-47/0 | 1-1/0 | 2-24/0 | - |
| Brandon Campbell | 7-67/0 | - | - | - | 3-34/0 | DNP | - | 3-24/0 | - | 1-9/0 | - | - |
| Matt Smith | 3-38/0 | - | 3-38/0 | - | - | DNP | DNP | DNP | DNP | DNP | - | DNP |



2024-25 Massachusetts Football
Returns Game-by-Game
All games

Punt Returns

| Player | No-Yds | EMU | UT | UB | CCSU | Miami | NIU | MO | WC | MS | Lib | UG |
|-----------------|--------|-----|------|-----|------|-------|-----|-----|------|-----|------|----|
| T.Y. Harding | 10-94 | DNP | - | 1-6 | 2-16 | 1-1 | - | 1-0 | 3-69 | 1-7 | 1--5 | - |
| Sterling Galban | 4-21 | 1-9 | 3-12 | - | - | - | - | - | - | - | - | - |

Kick Returns

| Player | No-Yds | EMU | UT | UB | CCSU | Miami | NIU | MO | WC | MS | Lib | UG |
|------------------|--------|------|------|------|------|-------|-----|------|-----|-----|------|------|
| T.Y. Harding | 14-257 | DNP | 1-21 | 1-17 | 4-60 | 1-13 | - | 2-51 | - | - | 3-48 | 2-47 |
| Anthony Simpson | 3-64 | 3-64 | - | DNP | DNP | DNP | DNP | DNP | DNP | DNP | DNP | DNP |
| Sterling Galban | 1-18 | - | 1-18 | - | - | - | - | - | - | - | - | - |
| Brandon Campbell | 1-11 | - | - | 1-11 | - | DNP | - | - | - | - | - | - |

Interceptions Returns

| Player | No-Yds | EMU | UT | UB | CCSU | Miami | NIU | MO | WC | MS | Lib | UG |
|-------------------|--------|-----|----|----|------|-------|-----|----|------|-----|-----|-----|
| Te'Rai Powell | 2-17 | - | - | - | - | - | - | - | 1-17 | - | 1-0 | - |
| Jalen Harrell | 1-0 | - | - | - | - | 1-0 | - | - | DNP | DNP | DNP | - |
| Isaiah Rutherford | 1-0 | DNP | - | - | - | DNP | 1-0 | - | - | - | - | - |
| Ryan Barnes | 1-0 | - | - | - | 1-0 | - | - | - | DNP | DNP | DNP | DNP |

Fumble Returns

| Player | No-Yds | EMU | UT | UB | CCSU | Miami | NIU | MO | WC | MS | Lib | UG |
|----------------|--------|-----|-----|-----|------|-------|-----|-----|-----|----|-----|-----|
| Derrieon Craig | 1-0 | - | - | 1-0 | - | - | - | DNP | DNP | - | - | - |
| Donovan Dyson | 1-0 | - | DNP | - | - | DNP | 1-0 | - | - | - | - | DNP |
| Kofi Asare | 1-0 | - | - | - | - | - | - | - | - | - | 1-0 | - |



2024-25 Massachusetts Football
Total Tackles Game-by-Game
All games

Total Tackles

| Player | S-A | Total | EMU | UT | UB | CCSU | Miami | NIU | MO | WC | MS | Lib | UG |
|----------------------|-------|-------|-----|-----|-----|------|-------|-----|-----|-----|-----|-----|-----|
| Jalen Stewart | 25-47 | 72 | 2-2 | 1-2 | 2-2 | 1-3 | 4-4 | 5-9 | 0-7 | 1-7 | 2-5 | 1-5 | 6-1 |
| Gerrell Johnson | 18-46 | 64 | 1-4 | 0-1 | 2-6 | 1-2 | 3-4 | 0-1 | 3-6 | 0-7 | 3-7 | 2-8 | 3-0 |
| Te'Rai Powell | 23-26 | 49 | 3-4 | 0-2 | 5-1 | 2-1 | 3-3 | 3-2 | 0-1 | 0-4 | 2-4 | 2-4 | 3-0 |
| Tyler Rudolph | 22-27 | 49 | 1-4 | 1-2 | 0-3 | 2-2 | 2-3 | 3-2 | 2-1 | 3-4 | 3-3 | 2-3 | 3-0 |
| Derrieon Craig | 25-15 | 40 | 4-3 | 3-1 | 6-1 | 1-1 | 2-1 | 2-1 | DNP | DNP | 1-3 | 1-4 | 5-0 |
| Louce Julien | 19-19 | 38 | 2-4 | 0-1 | 2-0 | 1-1 | 3-0 | 4-4 | 1-2 | 3-1 | 0-3 | 0-3 | 3-0 |
| Arsheen Jiles | 14-17 | 31 | 3-2 | 1-1 | 3-1 | 0-2 | 4-1 | 1-2 | 0-3 | 0-1 | 0-1 | 2-3 | - |
| Macklin Ayers | 7-21 | 28 | - | 1-1 | 1-1 | 1-2 | 2-0 | 0-4 | 0-3 | 1-4 | 1-2 | 0-2 | 0-2 |
| Lake Ellis | 14-13 | 27 | 0-1 | 1-2 | 0-2 | 1-1 | 5-1 | 1-1 | 2-2 | - | 0-1 | 1-2 | 3-0 |
| Kofi Asare | 11-16 | 27 | 1-5 | 0-1 | 3-0 | 1-2 | 0-3 | - | 0-3 | 3-1 | 1-0 | 1-1 | 1-0 |
| Jeremiah McGill | 13-12 | 25 | 0-3 | - | 2-1 | 2-0 | DNP | 2-2 | 2-1 | 2-1 | 0-1 | 2-3 | 1-0 |
| Tim Grant-Randall | 5-20 | 25 | 0-2 | 0-3 | 2-0 | 0-5 | 2-2 | - | DNP | 0-4 | 0-3 | 1-1 | - |
| Tyler Martin | 11-12 | 23 | 0-1 | 0-1 | 2-1 | - | 1-1 | 1-2 | 0-4 | 1-1 | - | 0-1 | 6-0 |
| Jaylen Hudson | 5-18 | 23 | - | 0-5 | 1-1 | DNP | DNP | 1-3 | 2-1 | 1-4 | 0-1 | 0-3 | - |
| Jalen Harrell | 11-11 | 22 | 1-2 | 1-0 | 1-0 | 1-2 | 1-1 | 0-4 | 1-1 | DNP | DNP | DNP | 5-1 |
| Christian LeBrun | 11-11 | 22 | - | - | DNP | DNP | DNP | 2-0 | 1-3 | 1-3 | 0-3 | 5-2 | 2-0 |
| Myles Turner | 5-14 | 19 | 0-1 | 0-1 | 0-1 | - | DNP | - | 2-2 | 1-7 | - | DNP | 2-2 |
| Leonard St. Gourdin | 8-10 | 18 | 1-0 | - | - | - | - | 3-1 | 2-2 | 1-5 | 0-1 | DNP | 1-1 |
| Etinosa Reuben | 6-10 | 16 | - | 0-1 | 1-1 | 0-4 | 4-3 | 1-0 | - | DNP | 0-1 | DNP | DNP |
| RJ Edwards | 3-12 | 15 | DNP | DNP | - | - | - | DNP | 0-3 | 0-2 | 2-5 | 1-2 | DNP |
| Jerrold Cameron Jr. | 6-8 | 14 | - | 0-1 | - | DNP | 1-1 | 1-0 | 0-2 | 1-2 | 1-1 | 1-1 | 1-0 |
| Aaron Beckwith | 2-9 | 11 | 1-3 | 1-2 | DNP | DNP | DNP | DNP | 0-1 | 0-1 | 0-2 | - | - |
| Shambre Jackson | 6-4 | 10 | DNP | DNP | DNP | 1-0 | - | 0-1 | 2-1 | DNP | DNP | 1-2 | 2-0 |
| Brandon McElroy | 1-9 | 10 | - | - | 0-1 | - | 0-1 | DNP | 0-4 | 0-2 | - | 0-1 | 1-0 |
| Ryan Barnes | 4-3 | 7 | 0-1 | - | 0-1 | 0-1 | - | 2-0 | 2-0 | DNP | DNP | DNP | DNP |
| Isaiah Rutherford | 3-3 | 6 | DNP | - | 1-0 | 1-0 | DNP | - | 0-1 | 0-1 | - | 1-1 | - |
| Sahnai Swain-Price | 2-4 | 6 | 0-1 | - | 2-1 | - | DNP | - | 0-2 | - | DNP | DNP | DNP |
| Jadrian Gibbs | 1-3 | 4 | 0-2 | - | - | 1-1 | DNP | DNP | DNP | DNP | DNP | DNP | DNP |
| Steven Ortiz Jr. | 1-2 | 3 | 1-0 | - | DNP | DNP | DNP | DNP | 0-1 | 0-1 | DNP | - | - |
| Donovan Dyson | 1-2 | 3 | - | DNP | 1-0 | - | DNP | 0-1 | - | - | 0-1 | - | DNP |
| Dallas Elliott | 1-1 | 2 | - | - | - | - | - | - | 0-1 | - | 1-0 | - | - |
| John Burton | 1-1 | 2 | - | - | - | - | - | - | - | 0-1 | 1-0 | - | - |
| Jermaine Wiggins Jr. | 0-2 | 2 | DNP | DNP | 0-1 | - | DNP | DNP | DNP | - | DNP | DNP | 0-1 |
| Brennen Bailey | 1-0 | 1 | DNP | - | 1-0 | - | - | DNP | DNP | - | DNP | - | DNP |
| Michael Pangaro | 1-0 | 1 | DNP | DNP | DNP | DNP | DNP | DNP | DNP | - | DNP | DNP | 1-0 |
| CJ Hester | 1-0 | 1 | - | - | - | DNP | - | - | 1-0 | - | - | - | - |
| Jackson Marx | 1-0 | 1 | - | - | 1-0 | - | - | - | - | - | - | - | - |
| Erik Hehl | 1-0 | 1 | DNP | DNP | DNP | DNP | DNP | DNP | 1-0 | - | DNP | DNP | DNP |
| Taisun Phommachanh | 0-1 | 1 | - | - | - | 0-1 | - | - | - | - | - | DNP | DNP |
| Keshawn Brown | 0-1 | 1 | - | DNP | DNP | DNP | 0-1 | DNP | DNP | DNP | DNP | DNP | DNP |
| Rashad Henry | 0-1 | 1 | 0-1 | - | DNP | - | DNP | - | DNP | - | DNP | DNP | DNP |
| Payton Andrade | 0-1 | 1 | - | DNP | - | DNP | DNP | DNP | DNP | 0-1 | DNP | DNP | DNP |
| Aquan Robinson | 0-1 | 1 | - | DNP | - | - | - | - | - | 0-1 | - | - | - |
| Wyatt Terlaak | 0-1 | 1 | - | - | - | 0-1 | - | - | - | - | DNP | - | DNP |





2024-25 Massachusetts Football
Tackles For Loss Game-by-Game
All games

Page 1/1
as of Nov 25, 2024

| Player | UA-A | Total | EMU | UT | UB | CCSU | Miami | NIU | MO | WC | MS | Lib | UG |
|---------------------|------|-------|-------|-------|-------|-------|-------|-------|--------|--------|-------|--------|--------|
| Louche Julien | 5-3 | 6.5 | - | - | 1.0-6 | - | - | - | - | 3.0-10 | 1.0-4 | 0.5-4 | 1.0-10 |
| Kofi Asare | 4-3 | 5.5 | - | - | - | - | 0.5-1 | - | 0.5-1 | 2.5-9 | 1.0-8 | 1.0-4 | - |
| Lake Ellis | 2-2 | 3.0 | - | - | - | - | 0.5-1 | - | 1.0-3 | - | 0.5-4 | 1.0-2 | - |
| Jalen Stewart | 1-4 | 3.0 | - | - | - | - | 1.0-3 | - | - | - | 1.5-8 | 0.5-4 | - |
| Arsheen Jiles | 2-1 | 2.5 | 0.5-0 | - | - | - | 2.0-4 | - | - | - | - | - | - |
| Derrieon Craig | 1-3 | 2.5 | 1.0-5 | 0.5-2 | - | - | - | - | DNP | DNP | 0.5-4 | 0.5-1 | - |
| Tyler Martin | 2-0 | 2.0 | - | - | - | - | 1.0-5 | - | - | 1.0-1 | - | - | - |
| Christian LeBrun | 2-0 | 2.0 | - | - | DNP | DNP | DNP | 1.0-1 | - | - | - | 1.0-10 | - |
| Etinosa Reuben | 2-0 | 2.0 | - | - | - | - | 2.0-9 | - | - | DNP | - | DNP | DNP |
| Tyler Rudolph | 1-2 | 2.0 | - | - | - | - | - | - | - | 1.0-6 | 0.5-1 | 0.5-1 | - |
| Tim Grant-Randall | 0-4 | 2.0 | - | - | - | 0.5-1 | 0.5-1 | - | DNP | - | 1.0-2 | - | - |
| Gerrell Johnson | 0-4 | 2.0 | - | - | - | - | 1.0-3 | - | - | 0.5-1 | 0.5-2 | - | - |
| Jaylen Hudson | 1-1 | 1.5 | - | - | 1.0-2 | DNP | DNP | - | - | - | - | 0.5-1 | - |
| Te'Rai Powell | 1-1 | 1.5 | - | 0.5-2 | - | - | 1.0-1 | - | - | - | - | - | - |
| Isaiah Rutherford | 1-0 | 1.0 | DNP | - | - | 1.0-1 | DNP | - | - | - | - | - | - |
| Myles Turner | 1-0 | 1.0 | - | - | - | - | DNP | - | 1.0-2 | - | - | DNP | - |
| Jerrold Cameron Jr. | 1-0 | 1.0 | - | - | - | DNP | - | - | - | - | - | 1.0-3 | - |
| Shambre Jackson | 1-0 | 1.0 | DNP | DNP | DNP | - | - | - | 1.0-10 | DNP | DNP | - | - |
| Sahnai Swain-Price | 1-0 | 1.0 | - | - | 1.0-5 | - | DNP | - | - | - | DNP | DNP | DNP |
| Jalen Harrell | 0-2 | 1.0 | 0.5-1 | - | - | 0.5-1 | - | - | - | DNP | DNP | DNP | - |
| Macklin Ayers | 0-2 | 1.0 | - | - | - | - | - | - | - | 0.5-0 | 0.5-1 | - | - |
| Brandon McElroy | 0-2 | 1.0 | - | - | - | - | 0.5-2 | DNP | - | 0.5-1 | - | - | - |
| Leonard St. Gourdin | 0-1 | 0.5 | - | - | - | - | - | - | 0.5-1 | - | - | DNP | - |
| RJ Edwards | 0-1 | 0.5 | DNP | DNP | - | - | - | DNP | - | - | - | 0.5-0 | DNP |



2024-25 Massachusetts Football
Sacks Game-by-Game
All games

Page 1/1
as of Nov 25, 2024

| Player | UA-A | Total | EMU | UT | UB | CCSU | Miami | NIU | MO | WC | MS | Lib | UG |
|--------------------|------|-------|-----|-----|-----|------|-------|-----|------|-----|-------|-------|------|
| Louche Julien | 4-2 | 5 | - | - | 1-6 | - | - | - | - | 2-9 | 0.5-3 | 0.5-4 | 1-10 |
| Kofi Asare | 3-0 | 3 | - | - | - | - | - | - | - | 1-5 | 1-8 | 1-4 | - |
| Jalen Stewart | 1-3 | 2.5 | - | - | - | - | 0.5-2 | - | - | - | 1.5-8 | 0.5-4 | - |
| Christian LeBrun | 2-0 | 2 | - | - | DNP | DNP | DNP | 1-1 | - | - | - | 1-10 | - |
| Etinosa Reuben | 1-0 | 1 | - | - | - | - | 1-8 | - | - | DNP | - | DNP | DNP |
| Shambre Jackson | 1-0 | 1 | DNP | DNP | DNP | - | - | - | 1-10 | DNP | DNP | - | - |
| Sahnai Swain-Price | 1-0 | 1 | - | - | 1-5 | - | DNP | - | - | - | DNP | DNP | DNP |
| Gerrell Johnson | 0-1 | 0.5 | - | - | - | - | 0.5-2 | - | - | - | - | - | - |



2024-25 Massachusetts Football
 Fumbles Game-by-Game
 All games

Fumbles

| Player | No-Lost | EMU | UT | UB | CCSU | Miami | NIU | MO | WC | MS | Lib | UG |
|--------------------|---------|-----|-----|-----|------|-------|-----|-----|-----|----|-----|-----|
| Taisun Phommachanh | 4-1 | 1-0 | - | - | - | - | 1-1 | 1-0 | 1-0 | - | DNP | DNP |
| T.Y. Harding | 3-0 | DNP | - | - | - | - | - | 1-0 | 1-0 | - | 1-0 | - |
| AJ Hairston | 2-0 | DNP | DNP | DNP | DNP | DNP | DNP | DNP | DNP | - | - | 2-0 |
| Sterling Galban | 1-0 | - | 1-0 | - | - | - | - | - | - | - | - | - |
| Ahmad Haston | 1-1 | DNP | DNP | DNP | DNP | DNP | DNP | 1-1 | DNP | - | - | - |
| Jalen John | 1-1 | - | - | - | - | - | DNP | DNP | - | - | - | 1-1 |
| Benjamin Roy Jr. | 1-0 | - | - | - | - | - | DNP | - | - | - | 1-0 | - |

Fumbles Forced

| Player | Number | EMU | UT | UB | CCSU | Miami | NIU | MO | WC | MS | Lib | UG |
|---------------------|--------|-----|----|----|------|-------|-----|----|----|----|-----|----|
| Louche Julien | 2 | - | - | 1 | - | - | - | - | - | - | - | 1 |
| Isaiah Rutherford | 1 | DNP | - | - | 1 | DNP | - | - | - | - | - | - |
| Jerrold Cameron Jr. | 1 | - | - | - | DNP | - | - | - | - | - | - | 1 |
| Kofi Asare | 1 | - | - | - | - | - | - | - | - | - | 1 | - |

Fumbles Recovered

| Player | Number | EMU | UT | UB | CCSU | Miami | NIU | MO | WC | MS | Lib | UG |
|----------------|--------|-----|-----|----|------|-------|-----|-----|-----|----|-----|-----|
| Derrieon Craig | 1 | - | - | 1 | - | - | - | DNP | DNP | - | - | - |
| Donovan Dyson | 1 | - | DNP | - | - | DNP | 1 | - | - | - | - | DNP |
| Kofi Asare | 1 | - | - | - | - | - | - | - | - | - | 1 | - |



2024-25 Massachusetts Football
 Individual Game Highs
 All games

Massachusetts - Individual Game Highs

| | | |
|----------------------------|------|--|
| RUSHES | 22 | Taisun Phommachanh at Toledo (09/07/2024) |
| YARDS RUSHING | 119 | Jalen John vs Liberty (11/16/2024) |
| TD RUSHES | 2 | Jalen John vs Liberty (11/16/2024) |
| | 2 | Taisun Phommachanh vs Wagner (10/26/2024) |
| LONG RUSH | 68 | Jalen John at Georgia (11/23/2024) |
| PASS ATTEMPTS | 40 | Taisun Phommachanh at Toledo (09/07/2024) |
| PASS COMPLETIONS | 26 | Taisun Phommachanh at Toledo (09/07/2024) |
| YARDS PASSING | 287 | Taisun Phommachanh vs Central Conn. St. (09/21/2024) |
| TD PASSES | 3 | Taisun Phommachanh vs Central Conn. St. (09/21/2024) |
| LONG PASS | 75 | AJ Hairston at Georgia (11/23/2024) |
| RECEPTIONS | 6 | Jakobie Keeney-James vs Liberty (11/16/2024) |
| | 6 | Jakobie Keeney-James vs Missouri (10/12/2024) |
| | 6 | Jakobie Keeney-James at Toledo (09/07/2024) |
| | 6 | Jacquon Gibson at Toledo (09/07/2024) |
| YARDS RECEIVING | 150 | Jakobie Keeney-James at Miami (OH) (09/28/2024) |
| TD RECEPTIONS | 2 | T.Y. Harding at NIU (10/05/2024) |
| LONG RECEPTION | 75 | Jakobie Keeney-James at Georgia (11/23/2024) |
| PUNTS | 8 | CJ Kolodziej vs Missouri (10/12/2024) |
| | 8 | CJ Kolodziej at Buffalo (09/14/2024) |
| PUNTING AVG | 54.0 | CJ Kolodziej vs Liberty (11/16/2024) |
| LONG PUNT | 71 | CJ Kolodziej vs Liberty (11/16/2024) |
| | 71 | CJ Kolodziej at Buffalo (09/14/2024) |
| PUNTS INSIDE 20 | 2 | CJ Kolodziej at Miami (OH) (09/28/2024) |
| | 2 | CJ Kolodziej vs Eastern Mich. (08/31/2024) |
| LONG PUNT RETURN | 58 | T.Y. Harding vs Wagner (10/26/2024) |
| LONG KICKOFF RETURN | 32 | T.Y. Harding vs Missouri (10/12/2024) |
| TACKLES | 14 | Jalen Stewart at NIU (10/05/2024) |
| SACKS | 2 | Louce Julien vs Wagner (10/26/2024) |
| TACKLES FOR LOSS | 3 | Louce Julien vs Wagner (10/26/2024) |



2024-25 Massachusetts Football
 Team Game Highs
 All games

Massachusetts - Game Highs

| | | |
|-------------------------|------|---------------------------------|
| RUSHES | 49 | at Mississippi St. (11/02/2024) |
| YARDS RUSHING | 263 | Liberty (11/16/2024) |
| YARDS PER RUSH | 7.3 | Wagner (10/26/2024) |
| TD RUSHES | 4 | Liberty (11/16/2024) |
| PASS ATTEMPTS | 40 | at Toledo (09/07/2024) |
| PASS COMPLETIONS | 26 | at Toledo (09/07/2024) |
| YARDS PASSING | 287 | Central Conn. St. (09/21/2024) |
| YARDS PER PASS | 9.6 | Central Conn. St. (09/21/2024) |
| TD PASSES | 3 | Central Conn. St. (09/21/2024) |
| TOTAL PLAYS | 88 | at Toledo (09/07/2024) |
| TOTAL OFFENSE | 450 | Central Conn. St. (09/21/2024) |
| YARDS PER PLAY | 7.2 | Wagner (10/26/2024) |
| POINTS | 35 | Wagner (10/26/2024) |
| | 35 | Central Conn. St. (09/21/2024) |
| SACKS BY | 3 | Liberty (11/16/2024) |
| | 3 | at Mississippi St. (11/02/2024) |
| | 3 | Wagner (10/26/2024) |
| FIRST DOWNS | 27 | Central Conn. St. (09/21/2024) |
| PENALTIES | 15 | Central Conn. St. (09/21/2024) |
| PENALTY YARDS | 135 | Central Conn. St. (09/21/2024) |
| TURNOVERS | 2 | at Georgia (11/23/2024) |
| | 2 | Missouri (10/12/2024) |
| PUNTS | 8 | Missouri (10/12/2024) |
| | 8 | at Buffalo (09/14/2024) |
| PUNTING AVG | 54.0 | Liberty (11/16/2024) |
| LONG PUNT | 71 | Liberty (11/16/2024) |
| | 71 | at Buffalo (09/14/2024) |
| PUNTS INSIDE 20 | 2 | at Miami (OH) (09/28/2024) |
| | 2 | Eastern Mich. (08/31/2024) |
| LONG PUNT RETURN | 58 | Wagner (10/26/2024) |



2024-25 Massachusetts Football
Opponent Individual Match Highs
All games

Opponent - Individual Game Highs

| | | |
|----------------------------|------|---|
| RUSHES | 21 | Nate Frazier at Georgia (11/23/2024) |
| YARDS RUSHING | 147 | Quinton Cooley vs Liberty (11/16/2024) |
| TD RUSHES | 3 | Nate Frazier at Georgia (11/23/2024) |
| | 3 | Quinton Cooley vs Liberty (11/16/2024) |
| | 3 | Marcus Carroll vs Missouri (10/12/2024) |
| LONG RUSH | 72 | Xavier Gayten at Mississippi St. (11/02/2024) |
| PASS ATTEMPTS | 31 | Carson Beck at Georgia (11/23/2024) |
| PASS COMPLETIONS | 20 | Carson Beck at Georgia (11/23/2024) |
| YARDS PASSING | 297 | Carson Beck at Georgia (11/23/2024) |
| TD PASSES | 4 | Carson Beck at Georgia (11/23/2024) |
| LONG PASS | 73 | Tucker Gleason at Toledo (09/07/2024) |
| RECEPTIONS | 8 | Oran Singleton vs Eastern Mich. (08/31/2024) |
| YARDS RECEIVING | 115 | Junior Vanderross III at Toledo (09/07/2024) |
| TD RECEPTIONS | 1 | Arian Smith at Georgia (11/23/2024) |
| | 1 | Dominic Lovett at Georgia (11/23/2024) |
| | 1 | Cash Jones at Georgia (11/23/2024) |
| | 1 | Oscar Delp at Georgia (11/23/2024) |
| | 1 | Seydou Traore at Mississippi St. (11/02/2024) |
| | 1 | Joshua Manning vs Missouri (10/12/2024) |
| | 1 | Brett Norfleet vs Missouri (10/12/2024) |
| | 1 | Brock Lampe at NIU (10/05/2024) |
| | 1 | Javon Tracy at Miami (OH) (09/28/2024) |
| | 1 | Paul Marsh, Jr. vs Central Conn. St. (09/21/2024) |
| | 1 | Elijah Howard vs Central Conn. St. (09/21/2024) |
| | 1 | JJ Jenkins at Buffalo (09/14/2024) |
| | 1 | Jerjuan Newton at Toledo (09/07/2024) |
| | 1 | Anthony Torres at Toledo (09/07/2024) |
| | 1 | Junior Vanderross III at Toledo (09/07/2024) |
| | 1 | Oran Singleton vs Eastern Mich. (08/31/2024) |
| LONG RECEPTION | 73 | Junior Vanderross III at Toledo (09/07/2024) |
| FIELD GOALS | 3 | Dom Dzioban at Miami (OH) (09/28/2024) |
| LONG FIELD GOALS | 53 | Peyton Woodring at Georgia (11/23/2024) |
| PUNTS | 6 | Aidan Clark vs Central Conn. St. (09/21/2024) |
| | 6 | Emilio Duran at Toledo (09/07/2024) |
| PUNTING AVG | 49.2 | Ethan Duane at Buffalo (09/14/2024) |
| LONG PUNT | 63 | Ethan Duane at Buffalo (09/14/2024) |
| PUNTS INSIDE 20 | 4 | Ethan Duane at Buffalo (09/14/2024) |
| LONG PUNT RETURN | 27 | Victor Snow at Buffalo (09/14/2024) |
| LONG KICKOFF RETURN | 98 | Jacquez Stuart at Toledo (09/07/2024) |
| TACKLES | 18 | Kimal Clark vs Central Conn. St. (09/21/2024) |
| SACKS | 2 | Justin Jefferson vs Eastern Mich. (08/31/2024) |
| TACKLES FOR LOSS | 3 | Red Murdock at Buffalo (09/14/2024) |
| | 3 | Jeremiah Peters at Toledo (09/07/2024) |
| INTERCEPTIONS | 1 | Brylan Lanier at Mississippi St. (11/02/2024) |
| | 1 | Zachary Ricci vs Wagner (10/26/2024) |
| | 1 | Corey Flagg Jr. vs Missouri (10/12/2024) |
| | 1 | Deon Mclean vs Central Conn. St. (09/21/2024) |
| | 1 | Marquis Cooper at Buffalo (09/14/2024) |
| | 1 | Braden Awls at Toledo (09/07/2024) |



2024-25 Massachusetts Football
Opponent Match Highs
All games

Opponent - Game Highs

| | | |
|------------------|------|---------------------------------|
| RUSHES | 54 | at NIU (10/05/2024) |
| YARDS RUSHING | 367 | at NIU (10/05/2024) |
| YARDS PER RUSH | 8.0 | at Mississippi St. (11/02/2024) |
| TD RUSHES | 5 | Liberty (11/16/2024) |
| | 5 | at Mississippi St. (11/02/2024) |
| PASS ATTEMPTS | 35 | at Georgia (11/23/2024) |
| PASS COMPLETIONS | 23 | at Georgia (11/23/2024) |
| YARDS PASSING | 342 | at Georgia (11/23/2024) |
| YARDS PER PASS | 9.8 | at Georgia (11/23/2024) |
| TD PASSES | 4 | at Georgia (11/23/2024) |
| TOTAL PLAYS | 72 | at Georgia (11/23/2024) |
| TOTAL OFFENSE | 550 | at Georgia (11/23/2024) |
| YARDS PER PLAY | 8.4 | at Mississippi St. (11/02/2024) |
| POINTS | 59 | at Georgia (11/23/2024) |
| SACKS BY | 6 | Eastern Mich. (08/31/2024) |
| FIRST DOWNS | 34 | at Georgia (11/23/2024) |
| PENALTIES | 11 | Central Conn. St. (09/21/2024) |
| PENALTY YARDS | 106 | Central Conn. St. (09/21/2024) |
| TURNOVERS | 2 | Liberty (11/16/2024) |
| | 2 | at NIU (10/05/2024) |
| PUNTS | 6 | Central Conn. St. (09/21/2024) |
| | 6 | at Toledo (09/07/2024) |
| PUNTING AVG | 49.2 | at Buffalo (09/14/2024) |
| LONG PUNT | 63 | at Buffalo (09/14/2024) |
| PUNTS INSIDE 20 | 4 | at Buffalo (09/14/2024) |
| LONG PUNT RETURN | 27 | at Buffalo (09/14/2024) |