



MASSACHUSETTS WOMEN'S BASKETBALL

Media Contact: Hana Johnson // (413) 575-4470 // hanajohnson@umass.edu
UMassAthletics.com // @UMassAthletics // @UMassWBB

2021-22 Schedule

19-5 Overall, 7-3 Atlantic 10

8-3 Home, 9-1 Away, 2-1 Neutral

Date	Opponent	Time/Result
Nov. 1	Saint Rose (Exh.)	W, 95-54
Nov. 9	Central Connecticut State	W, 87-50
Nov. 12	Harvard	W, 80-71
Nov. 16	Iona	W, 79-56
Nov. 19	at Holy Cross	W, 61-58
Nov. 23	at Providence	W, 80-62
Nov. 26	vs. South Dakota State	W, 81-63
Nov. 27	vs. Kent State	W, 72-64
Nov. 28	vs. #13 Iowa	L, 71-76
Dec. 1	Fairfield	W, 74-61
Dec. 5	UMass Lowell	W, 58-53
Dec. 8	Boston College	L, 60-66
Dec. 11	at Columbia	W, 87-75
Dec. 19	Vermont	W, 68-63
Dec. 22	at Hartford	W, 86-40
Dec. 28	at Dartmouth	Postponed
Jan. 9	La Salle*	Postponed
Jan. 12	at VCU*	W, 72-60
Jan. 15	at Richmond*	W, 73-72 OT
Jan. 17	at Rhode Island*	L, 58-66
Jan. 19	Dayton*	L, 60-69
Jan. 22	at George Washington*	W, 68-41
Jan. 26	Rhode Island*	L, 46-60
Jan. 29	at Saint Joseph's*	W, 74-48
Feb. 5	Saint Louis*	W, 69-66
Feb. 9	at St. Bonaventure*	W, 78-59
Feb. 11	George Mason*	W, 87-58
Feb. 13	Duquesne*	12 p.m.
Feb. 16	Fordham*	7 p.m.
Feb. 20	at Davidson*	1 p.m.
Feb. 23	VCU*	7 p.m.
Feb. 26	at Saint Louis*	7 p.m.

Game dates, times, and TV subject to change
*Atlantic 10 Conference game

Game 25 vs. Duquesne

Sunday, February 13, 2022 • 12 p.m. • Amherst, Mass. (Mullins Center) • CBS Sports



19-5 (7-3, A-10)

vs.



9-14 (4-7, A-10)

THE OPENING TIP: THE MASSACHUSETTS - DUQUESNE PREVIEW

- Massachusetts enters Sunday's contest with a 19-5 overall record, including 7-3 in the Atlantic 10, after winning 87-58 against George Mason on Friday afternoon at the Mullins Center. The Minutewomen are one victory away from tying the most wins in program history at 20 (1995-96; 2019-20).
- Four Minutewomen reached double figures, with Sydney Taylor leading with 27 points. Sam Breen followed with 15, while Makannah White and Alexzeyya Brooks earned career-highs with 13 and 11, respectively. Breen recorded her second straight double-double, 15th of the season and 38th of her career after grabbing 11 rebounds. Destiney Philoxy led UMass in assists with 10 and in steals with four.
- Duquesne fell, 50-48, on Wednesday, Feb. 9, to George Washington, moving to 9-14 overall and 4-7 in league play. On the road, the Dukes hold a 2-8 record.
- Libby Bazalak and Precious Johnson led the Dukes in points with 13 and 11, respectively. Bazalak also sat atop the leaderboard in rebounds for Duquesne, coming down with nine boards. Johnson and Bazalak also had a team-high three assists apiece. Megan McConnell had a game-high eight swipes, while Johnson had a team best two blocks.
- For the Minutewomen, Breen leads UMass in points this season with a total of 393, averaging 16.4 points per game and sits in first in rebounds (260; 10.8 rpg). Destiney Philoxy leads the team with 135 assists, while Ber'Nyah Mayo ranks first in steals with 56. Massachusetts has averaged 72.0 ppg this season, while averaging 41.5 rpg. UMass has outscored its opponents 1,729-1,457 this year, including 768-604 at the Mullins Center.
- Tess Myers leads Duquesne in points per game with a 12.3 average (284 total), while Megan McConnell sits in first in rebounds per game with a 6.2 average (143 total). McConnell also sits atop the leaderboard in assists with 92 and in steals this season with 61. The Dukes as a team, average 62.2 points per game and 34.9 rebounds per game.
- The Minutewomen and the Dukes are meeting for the 54th time, with Duquesne holding a 29-24 advantage in the series, while UMass leads the series at Mullins, 16-7. The two programs' first met on Feb. 20, 1984, where Massachusetts came away with a 61-059 road victory. The last meeting between UMass and Duquesne took place on Jan. 4, 2020. The Minutewomen won 81-77 on the day in Pittsburgh.

Inside

Page 2	Quick Facts
Page 3	Alphabetical & Numerical Rosters
Page 4	UMass Postseason History
Pages 5-8	Game Notes
Pages 9 10	Last Time Out vs. Duquesne
Page 11	Game-by-Game Specialty Stats
Page 12	Tory Verdi's Bio
Pages 13-15	Staff Bios
Page 16	The Last Time...
Pages 17-27	Student-Athlete Bios
Page 28	Headshot Roster

Massachusetts Women's Basketball 2021-22

No.	Name	Pos.	Cl.	MPG	PPG	RPG (APG)	Notes
1	Sydney Taylor	G	Jr.	34.6	15.8	4.5 (1.8)	3rd in A-10 with 2.5 3-pt. FG per game
2	Alexzeyya Brooks	G	Fr.	5.5	1.8	0.4 (0.4)	Scored career best 11 points vs. George Mason (2/11)
3	Destiney Philoxy	G	Sr.	34.9	11.5	3.8 (5.6)	1st in the A-10 & 11th in NCAA in assists
5	Makannah White	F	So.	19.2	5.8	4.7 (0.7)	Put up career-high 13 points vs. George Mason (2/11)
15	Natousha Harden	C	Fr.	2.5	0.3	1.0 (0.0)	Scored first career point at Hartford (12/22)
21	Aisha Dabo	F	Fr.	n/a	n/a	n/a	
23	Ber'Nyah Mayo	G	So.	34.4	9.8	4.7 (2.4)	2nd in A-10 in steals (2.3/game; 56 total)
30	Angelique Ngalakulondi	F	So.	21.9	9.2	5.8 (0.8)	Recorded career-high 20 points at St. Bonaventure (2/9)
33	Michelle Pruitt	F	Gr.	6.6	1.3	1.2 (0.0)	Registered season-high 4 points vs. Iona (11/16) & George Mason (2/11)
34	Sam Breen	F	Gr.	35.7	16.4	10.8 (2.8)	8th in NCAA in rebounds (260)
44	Stefanie Kulesza	G	Fr.	8.3	1.4	1.3 (0.0)	15 of her 23 points are from behind the arc

UNIVERSITY OF MASSACHUSETTS WOMEN'S BASKETBALL GAME NOTES

University Of Massachusetts Information

Location	Amherst, Mass.
Founded	1863
Enrollment	30,340
Nickname	Minutewomen
Colors	Maroon (PMS Red 202C; Hex #881C1C) and White
Conference	Atlantic 10
President	Martin Meehan
Chancellor	Kumble Subbaswamy
Athletic Director	Ryan Bamford

Women's Basketball Team History

Program Started (Total Years)	1968-69 (53rd)
All-Time Program Record	610-779 (.439)
All-Time Atlantic 10 Record (1983-present)	217-365 (.373)
Atlantic 10 Championships	None
NCAA Tournament Appearances (Last)	Two (1998)
All-Time NCAA Tournament Record	0-2
WNIT Appearances	Two (1995, 2021)
All-Time WNIT Record	3-3

Venue Information

Home Arena (Capacity)	Mullins Center (9,493)
Facility Debut	Feb. 4, 1993
Press Row Phone	(413) 687-3793

Coaching Staff

Head Coach (Alma Mater)	Tory Verdi (Keene State '96)
Record at Massachusetts/Years	75-72 (.510)/6th
Career Record/Years	150-140 (.517)/11th
Assistant Coaches	Mike Leflar (Boston College '02) Cassandra Callaway (UAlbany '12) Lynne-Ann Kokoski (Bryant '08)
Director of Operations	Jessica George
Director of Scouting & Video Ops.	Sarah Shaw
Academic Advisor	Elizabeth Smith
Athletic Trainer	Kristen Hastings
Strength & Conditioning Coach	Boston Alverson
Administrative Assistant	Katie Lenois

2021-22 Atlantic 10 Current Standings

Team	Conf. W-L	Conf. Pct.
Dayton	10-0	1.000
Rhode Island	9-0	1.000
Fordham	7-2	.778
UMass	7-3	.700
VCU	6-3	.667
La Salle	5-5	.500
Saint Joseph's	4-6	.400
Davidson	4-7	.364
St. Bonaventure	4-7	.364
Richmond	4-7	.364
Duquesne	4-7	.364
Saint Louis	2-6	.250
George Mason	2-8	.200
George Washington	1-8	.111

Team Information

2020-21 Overall Record	16-8 (.667)
2020-21 A-10 Record/Finish	7-5 (.583)/7th
Postseason Finish	Atlantic 10 Championship Game
Starters Returning/Lost	5/0
Letterwinners Returning/Lost	7/4
Newcomers	6

Athletic Communications & Public Relations

Women's Basketball Contact	Hana Johnson
Cell Phone	(413) 575-4470
Email	hanajohnson@umass.edu
Website	UMassAthletics.com
Twitter	@UMassAthletics; @UMassWBB
Instagram	@UMassAthletics; @UMassWBB
Facebook	@UMassAthletics; @UMassWBB
Mailing Address	Boyden Building Room 251 131 Commonwealth Ave; Amherst, Mass. 01003

CHAMPIONS CENTER QUICK FACTS

Location	Directly South of the William D. Mullins Memorial Center Mullins Way; Amherst, Mass.
Official Name	John Francis Kennedy Champions Center for UMass Basketball
Construction Began/Completed	Fall, 2013/Fall, 2015
Square Footage	53,000
Total Cost	\$28.5 million
Funded By	UMass Building Authority
Selected Amenities	Women's basketball practice court Women's basketball locker room & lounge Women's basketball staff offices Strength & conditioning/weight room facility Athletic training & sports medicine facility Additional areas for team meals, film study, laundry, equipment storage, etc.

Covering UMass Women's Basketball

Coch and Student-Athlete Interviews

The University of Massachusetts Athletic Communications Office organizes a weekly media schedule for the women's basketball program, its coaches, student-athletes and administrative support staff. Please contact Hana Johnson (hanajohnson@umass.edu or (413) 575-4470) in the Athletic Communications Office with interview requests. Please submit interview requests ahead of the expected interview time, preferably 24-36 hours notice, to give the staff the time needed to organize the interview. Personal phone numbers for student-athletes, coaches or administrators will not be given out to the media.

How do ya say that? Friendly reminders:

- The town of Amherst, Mass. has a silent 'H'
- When referring to athletics, please call us Massachusetts, the University of Massachusetts or UMass. Please refrain from using the locator (i.e. UMass Amherst) or a different spelling (i.e. Umass, U-Mass, UMASS)

*Women's teams at UMass are referred to as the **Minutewomen**. Only men's teams are nicknamed the Minutemen.*

UNIVERSITY OF MASSACHUSETTS WOMEN'S BASKETBALL ROSTER

Numerical

No.	Name	Cl.	Pos.	Ht.	Hometown / High School / Previous School
1	Sydney Taylor	Jr.	G	5-9	Huntington Station, N.Y. / St. Anthony's
2	Alexzeya Brooks	Fr.	G	5-9	Endicott, N.Y. / Westtown School
3	Destiney Philoxy	Sr.	G	5-7	Queens, N.Y. / South Shore
5	Makannah White	So.	F	6-2	Farrell, Pa. / West Middlesex
15	Natousha Harden	Fr.	C	6-4	New London, Conn. / Springfield Commonwealth Academy (Mass.)
21	Aisha Dabo	Fr.	F	6-1	Cumming, Ga. / Forsyth Central
23	Ber'Nyah Mayo	So.	G	5-6	Wilmington, Del. / St. Elizabeth
30	Angelique Ngalakulondi	Jr.	F	6-2	Manchester, N.H. / Proctor Academy
33	Michelle Pruitt	Gr.	F	5-11	Chicago, Ill. / Homewood-Flossmoor / UTEP
34	Sam Breen	Gr.	F	6-1	Gibsonia, Pa. / North Catholic / Penn State
44	Stefanie Kulesza	Fr.	G	5-11	Wilmington, Del. / Conrad Schools of Science

Alphabetical

No.	Name	Cl.	Pos.	Ht.	Hometown / High School / Previous School
34	Sam Breen	Gr.	F	6-1	Gibsonia, Pa. / North Catholic / Penn State
2	Alexzeya Brooks	Fr.	G	5-9	Endicott, N.Y. / Westtown School
21	Aisha Dabo	Fr.	F	6-1	Cumming, Ga. / Forsyth Central
15	Natousha Harden	Fr.	C	6-4	New London, Conn. / Springfield Commonwealth Academy (Mass.)
44	Stefanie Kulesza	Fr.	G	5-11	Wilmington, Del. / Conrad Schools of Science
23	Ber'Nyah Mayo	So.	G	5-6	Wilmington, Del. / St. Elizabeth
30	Angelique Ngalakulondi	Jr.	F	6-2	Manchester, N.H. / Proctor Academy
3	Destiney Philoxy	Sr.	G	5-7	Queens, N.Y. / South Shore
33	Michelle Pruitt	Gr.	F	5-11	Chicago, Ill. / Homewood-Flossmoor / UTEP
1	Sydney Taylor	Jr.	G	5-9	Huntington Station, N.Y. / St. Anthony's
5	Makannah White	So.	F	6-2	Farrell, Pa. / West Middlesex

Head Coach: Tory Verdi (Keene State '96), Sixth Season

Associate Head Coach: Mike Leflar (Boston College '02), Fourth Season

Assistant Coach: Lynne-Ann Kokoski (Bryant '08), Third Season

Assistant Coach/Recruiting Coordinator: Cassandra Callaway (UAlbany '12), Second Season

Director of Basketball Operations: Jessica George (Massachusetts '19), Second Season

Director of Scouting & Video Operations: Sarah Shaw (Hartwick '17), First Season

Athletic Trainer: Kristen Hastings (Springfield '10)

Sports Performance Coach: Boston Alverson (Missouri State '12)

Administrative Assistant: Katie Lenois

Captains: Sam Breen, Destiney Philoxy

Pronunciations

2	Alexzeya Brooks	uh-lex-ZEE-ah
3	Destiney Philoxy	fuh-lock-see
15	Natousha Harden	nuh-tosh-uh
21	Aisha Dabo	EYE-ee-sha DAH-bow
23	Ber'Nyah Mayo	burr-NYE-uh
30	Angelique Ngalakulondi	gala-kuh-LON-dee (silent 'N')
44	Stefanie Kulesza	kah-leh-juh
HC	Tory Verdi	TOR-ee VUR-dee (NOT 'Tony' or 'Troy')
AHC	Mike Leflar	LEFF-ler

UMASS ALL-TIME POSTSEASON RECORDS

All-Time NCAA Tournament Records

All-Time NCAA Tournament Results

March 16, 1996 • #9 Michigan State 60, #8 UMass 57 (OT)

March 13, 1998 • #4 Iowa 77, #13 UMass 59

UMass Team Highs (NCAA Tournament)

Points:	59, at Iowa, 3/13/98
FG Made:	23, vs. Michigan State, 3/16/96
FG Attempts:	66, vs. Michigan State, 3/16/96
FG Percentage:	.407 (22-54), at Iowa, 3/13/98
3FG Made:	7, at Iowa, 3/13/98
3FG Attempts:	13, twice, last vs. Iowa, 3/13/98
3FG Percentage:	.538 (7-13), at Iowa, 3/13/98
Free Throws Made:	9, vs. Michigan State, 3/16/96
Free Throws Attempts:	12, at Iowa, 3/13/98
Free Throws Percentage:	.818 (9-11), vs. Michigan State, 3/16/96
Rebounds:	46, vs. Michigan State, 3/16/96
Offensive Rebounds:	18, vs. Michigan State, 3/16/96
Defensive Rebounds:	28, vs. Michigan State, 3/16/96
Assists:	16, at Iowa, 3/13/98
Blocks:	7, vs. Michigan State, 3/16/96
Steals:	7, vs. Michigan State, 3/16/96

UMass Team Lows (NCAA Tournament)

Points:	57, vs. Michigan State, 3/16/96
FG Made:	22, at Iowa, 3/13/98
FG Attempts:	54, at Iowa, 3/13/98
FG Percentage:	.348 (23-66), vs. Michigan State, 3/16/96
3FG Made:	2, vs. Michigan State, 3/16/96
3FG Attempts:	13, twice, last vs. Iowa, 3/13/98
3FG Percentage:	.154 (2-13), vs. Michigan State, 3/16/96
Free Throws Made:	8, at Iowa, 3/13/98
Free Throws Attempts:	11, vs. Michigan State, 3/16/96
Free Throws Percentage:	.667 (8-12), at Iowa, 3/13/98
Rebounds:	33, at Iowa, 3/13/98
Offensive Rebounds:	8, at Iowa, 3/13/98
Defensive Rebounds:	25, at Iowa, 3/13/98
Assists:	9, vs. Michigan State, 3/16/96
Blocks:	0, at Iowa, 3/13/98
Steals:	4, at Iowa, 3/13/98

All-Time WNIT Records

1995 NWIT Results (precursor to today's WNIT)

March 23, 1995 • UMass 70, VCU 61

March 24, 1995 • Texas A&M 80, UMass 59

March 25, 1995 • Notre Dame 90, UMass 72

UMass All-Time Team Highs (NWIT/WNIT)

Points:	95, vs. Ohio, 3/22/21
FG Made:	36, vs. Ohio, 3/22/21
FG Attempts:	73, vs. Ohio, 3/22/21
FG Percentage:	.547 (29-53), vs. Charlotte, 3/20/21
3FG Made:	9, vs. Ohio, 3/22/21
3FG Attempts:	28, vs. Ohio, 3/22/21
3FG Percentage:	.500 (2-4), vs. Texas A&M, 3/24/95
Free Throws Made:	19, vs. Texas A&M, 3/24/95
Free Throws Attempts:	27, twice, last vs. Charlotte, 3/20/21
Free Throws Percentage:	.875 (14-16), vs. Ohio, 3/22/21
Rebounds:	42, vs. Ohio, 3/22/21
Offensive Rebounds:	19, vs. Villanova, 3/19/21
Defensive Rebounds:	26, twice, last vs. Ohio, 3/22/21
Assists:	21, twice, last vs. Ohio, 3/22/21
Blocks:	3, 3x, last vs. Charlotte, 3/20/21
Steals:	12, vs. Villanova, 3/19/21

2021 WNIT Results

March 19, 2021 • Villanova 78, UMass 51

March 20, 2021 • UMass 81, Charlotte 75

March 22, 2021 • UMass 95, Ohio 71

UMass All-Time Team Lows (NWIT/WNIT)

Points:	51, vs. Villanova, 3/19/21
FG Made:	18, vs. Villanova, 3/19/21
FG Attempts:	46, vs. VCU, 3/23/95
FG Percentage:	.269 (18-67), vs. Villanova, 3/19/21
3FG Made:	0, vs. Villanova, 3/19/21
3FG Attempts:	4, vs. Texas A&M, 3/24/95
3FG Percentage:	.000 (0-11), vs. Villanova, 3/19/21
Free Throws Made:	14, vs. Ohio, 3/22/21
Free Throws Attempts:	16, vs. Ohio, 3/22/21
Free Throws Percentage:	.593 (16-27), vs. Charlotte, 3/20/21
Rebounds:	31, vs. VCU, 3/23/95
Offensive Rebounds:	6, vs. VCU, 3/23/95
Defensive Rebounds:	18, vs. Villanova, 3/19/21
Assists:	8, vs. Villanova, 3/19/21
Blocks:	1, vs. Texas A&M, 3/24/95
Steals:	4, vs. Texas A&M, 3/24/95

Overall National Postseason Individual Records

Points:	27	Sam Breen, vs. Ohio, 3/22/21
Field Goals Made:	12	Sam Breen, vs. Ohio, 3/22/21
Field Goal Attempts:	22	Sam Breen, vs. Ohio, 3/22/21
Field Goal Percentage:	.667 (8-12)	Tez Kraft, vs. VCU, 3/23/95
Three-Point Field Goal Made:	4	Sydney Taylor, vs. Ohio, 3/22/21
Three-Point Field Goal Attempts:	14	Sydney Taylor, vs. Ohio, 3/22/21
Three-Point Field Goal Percentage:	1.000 (2-2)	Tez Kraft, vs. VCU, 3/23/95
Free Throws Made:	9	Makannah White (2-2) and Stefanie Kulesza (2-2), vs. Ohio, 3/22/21
Free Throw Attempted:	14	Melissa Gurile, vs. Texas A&M, 3/24/95
Free Throw Percentage:	1.000 (9-9)	Octavia Thomas, vs. Texas A&M, 3/24/95
Rebounds:	13	Melissa Gurile, vs. Texas A&M, 3/24/95
Offensive Rebounds:	7	Melissa Gurile, vs. Michigan State, 3/16/96
Defensive Rebounds:	8	Octavia Thomas, vs. Notre Dame, 3/25/95
Assists:	11	Sam Breen, vs. Charlotte, 3/20/21
Blocks:	4	Tez Kraft, vs. Texas A&M, 3/24/95
Steals:	4	Sabriya Mitchell, vs. Iowa, 3/13/98
		Melissa Gurile, vs. Michigan State, 3/16/96
		Octavia Thomas, vs. Michigan State, 3/16/96

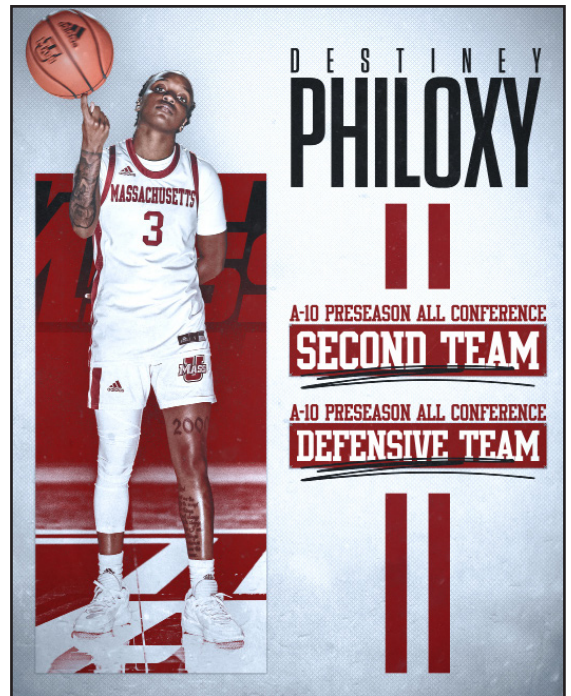
Breen, Philoxy Named To A-10 Preseason All-Conference Teams

Sam Breen was named to the first team while Destiney Philoxy was selected to both the second team and all-defensive team

NEWPORT NEWS, Va. (Oct. 27) – Sam Breen and Destiney Philoxy were named to Atlantic 10 Preseason All-Conference teams as announced by the league on Wednesday morning. The Minutewomen were picked to finish sixth in the league by the coaches and return all seven players from the 2020-21 team that made a run to the Atlantic 10 Championship game and through the WNIT consolation bracket.

Breen was named to the preseason all-conference first-team coming off a season where she averaged 18 points per game and 10 rebounds on her way to being named to the A-10 All-Conference First-Team in 2020-21. The graduate student led the league in double-doubles with 15, including a stretch where she recorded seven straight from Jan. 29-March 13. Breen reached double figures in scoring in 22 of 24 contests, including eight games with 20 or more.

Philoxy was tabbed to both the preseason all-conference second-team and all-defensive team after leading the Atlantic 10 and ranking eighth nationally in assists a season ago as a junior with 156. The guard played in all 24 contests for the Minutewomen and scored in double figures in 12 games on her way to being named second-team all-conference in 2020-21. Philoxy averaged 11.5 points to go along with 6.5 assists per game.



UNIVERSITY OF MASSACHUSETTS WOMEN'S BASKETBALL GAME NOTES

A Massachusetts Win Would...

- Improve the Minutewomen to 20-5 on the season, including 9-3 at home, and 8-3 in A-10 play
- Tie the program record for most wins in a season with 20 (1995-96; 2019-20 seasons)



#Savage7

Massachusetts returns the Savage 7, who picked the names after brainstorming and deciding upon sophomore Ber'Nyah Mayo's suggestion of Savage 7. The seven players include Sam Breen, Stefanie Kulesza, Ber'Nyah Mayo, Angelique Ngalakulondi, Destiny Philoxy, Sydney Taylor and Makennah White.

The name came about when UMass finished runner-up in the Atlantic 10 Championship after winning three games in three days, with just seven active players. Seeded No. 7 in the tournament, the determined group knocked off No. 10 Saint Joseph's in overtime before winning a quarterfinal matchup vs. No. 2 Fordham and semifinal tilt against No. 3 Saint Louis.

In the Latest Polls...

On Jan. 4, 2022, the Minutewomen received one vote in the USA Today's Sports Women's Basketball Coaches Poll. It marks the first time UMass has received votes in a national poll since the 1994-95 season.

On Jan. 11, Massachusetts received three votes and last week (Jan. 18), the Minutewomen received seven in the USA Today's Sports WBCA poll.

Starting Five

In 10 of 24 games this season, Massachusetts has maintained the same starting lineup throughout. Sydney Taylor, Destiny Philoxy, Makennah White, Ber'Nyah Mayo and Sam Breen have earned the start for the Minutewomen.

In the previous 14 contests, Angelique Ngalakulondi earned the start with UMass, joining Taylor, Philoxy, Mayo and Breen in the

lineup. Against Boston College, Ngalakulondi notched her first career start.

Shaking Up the Record Book

Along with becoming the first team in program history to have the best start to a season since the enactment of Title IX and the recognition of women's sports by the NCAA, UMass has one of the best starting records to a season in all of program history at 19-5, surpassing with the 2019-20 season through 24 games (16-8). The Minutewomen tied the 1968-69 season (only a 15 game season) for one of the best starting records to season (13-2) with their win over VCU on Jan. 12, 2022.

Massachusetts was on a nine-game winning streak that dated back to last season (Mar. 20, 2021 - Nov. 27, 2021), before that came to an end when the team fell to No. 13 Iowa State. The nine consecutive wins for the Minutewomen matched the second most victories in a row achieved three times in program history - the 1968-69 inaugural season (9-0 to begin the year), in 1976-77 (Jan. 21, 1977-Feb. 8, 1977) and in 1997-98 (Feb. 4-March 1, 1998).

Statistically Speaking

The Minutewomen are first in the Atlantic 10 conference in scoring offensively, averaging 72.0 points per game (1,729 pts), with Richmond following close behind, averaging 71.1 ppg (1,706 total). The team also is third in the scoring margin with 11.3 per game.

With a 43.9 field goal percentage (654-of-1,513), UMass sits in third, while ranking second in combined team rebounds (41.5 rpg), tallying 14.4 offensive rebounds per game (1st; 345 total). They are also first in rebounding margin with 9.1. The team is 13th in the nation in total rebounds (995) and is 15th in rebound margin (9.1), being one of three A-10 teams in the top-25 of the category (URI - 14th; Dayton - 25th).

Sam Breen currently ranks fifth in the conference in scoring with a 16.4 ppg (393 pts), and is second in rebounds with 10.8 per game, 260 boards total. In the nation, she is eighth in rebounds and tied for seventh with 15 double-doubles this season, while ranking 29th in defensive rebounds per game (7.3; 175 total). Breen also is ranked in field goal attempts (14th; 388), field goals made (24th; 161) and rebounds per game (21st; 10.8).

Sydney Taylor sits in seventh in scoring (15.8 ppg, 378 pts) in the A-10 and is third with 2.5 three-point FGs per game. In the nation, Taylor is tied for eighth in 3FGs attempted (178) and tied for 16th in 3FGs made (61).

Angelique Ngalakulondi is 88-for-145 from the field, placing first in the A-10 with a 60.7 percentage. She is also second in total offensive rebounds (83) and tied for first in offensive rebounds per game with a 3.5 average. Destiny Philoxy has aided her teammates, averaging 5.6 assists per game (135 total), to sit in first in the league, while placing 11th in the nation with her total dimes.

UNIVERSITY OF MASSACHUSETTS WOMEN'S BASKETBALL GAME NOTES

Walking the [Mile]Stone Path

Sam Breen and Destiney Philoxy each eclipsed their 1,000th career point on Dec. 8, 2021. They became the 21st and 22nd Minutewomen to achieve the feat, while becoming the third pair in program history to earn it in the same season, and first since 2006-07. The duo may also be the first to reach the milestone in the same game in NCAA history. Breen is now 12th in career points (1,207), while Philoxy is now 15th in career points (1,153) in program history, passing Tez Kraft on the list (1,144; 1994-99).

In addition to reaching the career milestone, Breen reached 1,000 points in the Massachusetts uniform on Dec. 22, 2021 at Hartford. With just her UMass career, Breen would sit in 15th on the career points scored list. The graduate student has also collected 737 career rebounds, so far, to place eighth in all-time career records, surpassing Jasmine Watson (731; 2009-13). Philoxy hit 400-plus career assists on Dec. 11, 2021. She is now etched in fourth in the career records all-time with 476, so far, surpassing Leah McDerment (368 - 2014-18). Philoxy also played in her 100th career game on Jan. 22 at George Washington.

Head Coach Tory Verdi is six wins away from achieving his 100th victory at the helm of Massachusetts. His current record with the Minutewomen stands at 94-77.

Breen, the Double-Double Machine

Sam Breen has collected 15 double-doubles on the season for UMass, moving her career total to 38. She tallied double-doubles against Harvard, Iona, Holy Cross, versus Kent State, against No. 13 Iowa State, Fairfield, UMass Lowell, Vermont at Richmond, at Rhode Island, vs. Dayton, at George Washington, at Saint Joseph's, at St. Bonaventure and vs George Mason, so far this season. Her 15 double-doubles in 24 games have helped the graduate student tie for seventh in the nation. The graduate student recorded four consecutive double-doubles from Nov. 27 through Dec. 5.

Breen owned a league-leading 15 double-doubles last season and 23 in her career, including 14 such performances in the last 19 games of the 2020-21 season, and narrowly missed the feat in the final game of the season vs. Ohio (3/22/21)—finishing with 27 points and nine rebounds. She was one of just three players in the A-10 to average both double-figure scoring and rebounding. She finished last year second in scoring (18.0 ppg) and fourth in the league rebounding (10.0 rpg).

Breen was one of just 12 players nationally to own as many double-double performances last season. The last time an Atlantic 10 player had 15 such games was during the 2017-18 season, when three players did so.

Double Figures Reached

Seven Minutewomen have reached double figure points this season. Sam Breen has logged 10 or more points in 21 of 24 games played, while Sydney Taylor has had double figures

points in 19 contests.

Destiney Philoxy has 14 10-plus point contests after she collected 10 points vs. Saint Louis, while Ber'Nyah Mayo also added 14 to her total of double figure games when she captured 18 points vs. Rhode Island. Angelique Ngalakulondi has registered nine and Makennah White recorded six double figure contests. Alexzeya Brooks has added her name to the list after a career-high 11-point game against George Mason.

Queen[s] of the Assist (well, almost)

Senior Destiney Philoxy has established herself among the top ball distributors in the country, as she averaged 6.5 assists per game last year. That ranked tied for fifth in the country, with Syracuse's Tiana Mangakahia (7.5 apg) in the national lead and Philoxy. In terms of total assists (156), Philoxy was No. 8 in Division I last season.

The Queens, N.Y. native set up a career-high 11 buckets in the Davidson win on Jan. 8, 2021, and became the first UMass player since Megan Zullo (2010-11) to have multiple games in the same season with 10-plus assists—the other being on Jan. 3 at La Salle (10). She recorded eight-plus dimes in eight games last season.

Philoxy continued to add her to her total, contributing a team-leading 10 assists in the 2021-22 season-opener on Nov. 9, and tying her career high of 11 on Dec. 22 at Hartford. She sits in first in the league currently with 135 assists (5.6 assists/game), and is 11th in the nation.

"Swish" Taylor

Junior Sydney Taylor has been one of the most improved Minutewomen since the 2019-20 season, and entered the WNIT ranking second on the team and No. 5 in the Atlantic 10 in scoring (15.2 ppg) last season. Taylor was outstanding during the 2020-21 A-10 Tournament, averaging a team-high 20 points and being named to the A-10 All-Championship Team alongside Sam Breen and Destiney Philoxy, while adding a career-high-tying 27 points on 8-of-14 shooting, that came in the Quarterfinal win over Fordham.

Taylor kept the momentum going into this season, logging double figures in 15 of 19 games played. She tallied a team best 16 points against Central Connecticut State in the season-opener, registered 17 against Harvard, and added 25 points versus Iona, nearly tying her career best of 27. On the road, she has continued to have the hot hand putting up 13 at Holy Cross, 26 over Providence, 23 more vs. South Dakota State, 16 in the win over Kent State, 19 at Columbia and 18 at Hartford. At VCU, the junior finished with a new career-high 32 points that led the way for the Minutewomen, added 16 more at Richmond and 17 more at George Washington.

The Huntington Station, N.Y., native, is seventh in the Atlantic 10 in scoring, tallying 378 points (15.8 ppg). She also sits in third in three-point field goals per game, averaging 2.5, with 61

UNIVERSITY OF MASSACHUSETTS WOMEN'S BASKETBALL GAME NOTES

recorded (T-2nd in the league). In the nation, Taylor is tied for eighth in 3FGs attempted (178) and tied for 16th in 3FGs made (61).

Ngalakulondi's Glass

Angelique Ngalakulondi was absolutely dominant on the offensive glass last season. Overall, the now junior averaged 4.9 points and 3.3 rebounds per game, including going off for a career-high 19 points and nine rebounds vs. VCU (3/14/21). 34 of Ngalakulondi's 56 boards came at the offensive end in the 2020-21 season.

Ngalakulondi has averaged 5.8 rebounds per game for the Minutewomen in the 2021-22 season, coming down with a career best 14 at Columbia. The junior is second in the Atlantic 10 with 83 offensive rebounds in total.

Leflar Promoted

On Dec. 30, 2021, Mike Leflar was promoted to Associate Head Coach after serving as an assistant coach for four years at UMass. Leflar has aided the program to a rapid upward momentum, including this season, as UMass stands at 12-2 overall and began the season on a nine-game winning streak.

Last season, under Leflar's instruction, Sam Breen was named to the Atlantic 10 All-Conference First Team and All-Championship Team, prior to earning WNIT All-Region accolades during the team's historic postseason run. Breen finished with 15 double-doubles, tying for 11th in the country, and averaged 18 points per game to sit in second in the league, while pulling down 10 rebounds per game, ranking fourth in the A-10.

In 2019-20, the Minutewomen tied a program best 20 wins, set a new record with an 11-game winning streak and finished tied for fourth place in the conference, marking the highest under the A-10's current alignment. UMass also hosted and won an A-10 Tournament game at Mullins Center for the first time since 1998, en route to the conference Quarterfinals.

Leflar's first season at UMass saw the team win 16 games, the most than any other season since 2006-07, win an A-10 Tournament game for the first time since the 2015-16 campaign and reach the quarterfinal round of the league championship for the first time since 2005.

You Were, You Are, UMass

Alumna Jessica George was welcomed home to the Pioneer Valley on Sept. 16, returning to the Minutewomen as director of scouting and video operations, before being promoted to her current position as Director of Basketball Operations. George, a native of Waldorf, Maryland, played in 105 games with Massachusetts from 2015-19.

One of the most improved players in recent program history, George went from seeing action in 13 games as a freshman to co-captaining the Maroon and White as a senior in 2018-19. That season, she started all 32 contests and averaged 8.5 points,

3.5 rebounds and 1.8 assists per game.

MinuteWWWWWWWWWWomen

UMass made program history on Jan. 15, 2020 as the squad knocked off La Salle for its 11th consecutive victory, continuing past the previous record of nine-straight, last taking place in 1997-98.

The 11-game winning streak from Nov. 29, 2019-Jan. 19, 2020 was the longest by any team led by head coach Tory Verdi and second-longest by a team with Verdi on staff. Back in 2009-10, Verdi was an assistant on the Nebraska squad that started the season 30-0 and reached the NCAA Sweet 16.

UNIVERSITY OF MASSACHUSETTS WOMEN'S BASKETBALL GAME NOTES

Last Time Out–Feb. 11 vs. George Mason

Women's Basketball Cruises to 87-58 Victory Over George Mason

AMHERST, Mass. – University of Massachusetts women's basketball team cruised past George Mason University, 87-58, on Friday afternoon at Mullins Center. Makannah White and Alexzeya Brooks recorded career best in points, tallying 13 and 11, respectively.

UMass improves to 19-5 on the season, including 7-3 in the Atlantic 10 conference, while George Mason moves to 8-14 overall and 2-8 in the league. The Minutewomen are one win away from tying the most wins in program history at 20, with both the 1995-96 and 2019-20 seasons.

Sydney Taylor led UMass with 27 points, going 8-for-17 from the field, including knocking down six from beyond the arc, tying her career-high. Sam Breen recorded her second consecutive double-double, 15th of the season, and 38th of her career, after totaling 15 points and a game-high 11 boards. Destiney Philoxy dished a game best 10 assists on the day and tied her career best with four steals.

Massachusetts shot 85.7 percent from the charity stripe, making 12-of-14. The Minutewomen outrebounded the Patriots, 41-27, and had more points in the paint (42), second chance points (16), fast break points (20), points off turnovers (26) and bench points (28).

After a quick 2-2 tie in the first quarter, George Mason went on a 4-0 run, to extend its lead to 6-2. A three-pointer from Ber'Nyah Mayo at 7:04 brought the Minutewomen back within one, before another triple from Taylor knotted the game up again at 8-8. Taylor's basket from behind the arc began an 11-0 run for Massachusetts, seeing points scored from Angelique Ngalakulondi, Breen and Philoxy, in addition to Taylor. With the score at 16-8, the Minutewomen grabbed four more points to the Patriots two to head into the second at 20-10.

In the second, UMass added four more points to continue an 8-0 run to pull ahead 24-10 at the 7:19 mark. George Mason started a small 6-2 run to cut the deficit by 10, but a Taylor layup put Massachusetts on a 9-0 run of its own that elapsed one minute and 30 seconds. The Patriots made two jumpers to finish off the half, while UMass had two made layups from Philoxy and White, to head into halftime, 39-20.

UMass tallied 30 points in the third alone, including 14 from Taylor, who drained four of her five three-pointers in the quarter. The Patriots outscore the Minutewomen, 20-18, in the final frame, but it was not enough, as Massachusetts notched its eighth triumph at home with a final score 87-58.

George Mason - 58		Record: 8-14 (2-8)													Shooting By Period								
NO.	Name	Min	FG M-A	3P M-A	FT M-A	Rebounds OR DR TOT	Fouls PF FD	TP	AS	TO	ST	Blocks BS BA	+/-	1st FG%	1st 3PT%	2nd FG%	2nd 3PT%	3rd FG%	3rd 3PT%	4th FG%	4th 3PT%	GM FG%	GM 3PT%
2	Tamia Lawhorne	F 30:02	7-12	5-7	0-2	1 3 4	2 3 19	2	1	0	1	1	1	-16	35.7%	0.0%	40.0%	54.5%	100.0%	50.0%	42.9%	44.9%	47.1%
11	Amaya Scott	F 27:58	6-12	0-0	3-5	0 2 2	1 3 15	1	5	1	0	0	-25	0.0%	0.0%	0.0%	0.0%	3.3%	3.7%	7.1%	3.7%	44.9%	47.1%
1	Jazmyn Doster	C 16:31	2-3	0-0	0-2	0 3 3	3 1 4	1	2	0	1	0	-16	0.0%	0.0%	0.0%	0.0%	0.0%	0.0%	0.0%	0.0%	44.9%	47.1%
0	Taylor Jameson	G 26:18	4-6	2-3	0-2	0 0 0	3 1 10	2	5	1	0	0	-24	40.0%	0.0%	40.0%	0.0%	0.0%	0.0%	0.0%	0.0%	44.9%	47.1%
15	J-Naya Ephraim	G 24:56	0-0	0-0	0-0	0 4 4	2 1 0	0	3	1	0	0	-25	0.0%	0.0%	0.0%	0.0%	0.0%	0.0%	0.0%	0.0%	44.9%	47.1%
3	Jordan Wakefield	06:48	0-2	0-1	0-0	0 2 2	3 0 0	0	1	0	0	0	-6	0.0%	0.0%	0.0%	0.0%	0.0%	0.0%	0.0%	0.0%	44.9%	47.1%
14	Paula Suarez	12:17	0-2	0-2	0-0	0 0 0	0 0 0	0	0	1	0	0	-16	0.0%	0.0%	0.0%	0.0%	0.0%	0.0%	0.0%	0.0%	44.9%	47.1%
25	Jayla Adams	23:37	2-8	0-2	2-2	0 4 4	0 2 6	5	3	1	0	1	-10	0.0%	0.0%	0.0%	0.0%	0.0%	0.0%	0.0%	0.0%	44.9%	47.1%
13	Angelee Rodriguez	11:04	0-1	0-0	0-0	0 1 1	0 0 0	0	0	0	0	0	-11	0.0%	0.0%	0.0%	0.0%	0.0%	0.0%	0.0%	0.0%	44.9%	47.1%
4	Livija Kaktaite	14:11	1-3	1-2	0-0	0 2 2	1 0 3	1	0	0	0	0	0	0.0%	0.0%	0.0%	0.0%	0.0%	0.0%	0.0%	0.0%	44.9%	47.1%
20	Vanessa Laumbach	06:18	0-0	0-0	1-2	0 1 1	1 1 1	1	0	0	0	0	4	0.0%	0.0%	0.0%	0.0%	0.0%	0.0%	0.0%	0.0%	44.9%	47.1%
Team						1 3 4		0		0													
Totals			22-49	8-17	6-15	2 25 27	16 12 58	15	19	3	2	2	-29										

Massachusetts - 87		Record: 19-5 (7-3)													Shooting By Period								
NO.	Name	Min	FG M-A	3P M-A	FT M-A	Rebounds OR DR TOT	Fouls PF FD	TP	AS	TO	ST	Blocks BS BA	+/-	1st FG%	1st 3PT%	2nd FG%	2nd 3PT%	3rd FG%	3rd 3PT%	4th FG%	4th 3PT%	GM FG%	GM 3PT%
30	Angelique Ngalakulondi	F 19:11	2-3	0-0	2-2	0 1 1	0 2 6	0	1	0	0	1	5	46.7%	0.0%	45.0%	55.6%	66.7%	46.7%	33.3%	48.5%	45.0%	
34	Sam Breen	F 26:20	6-13	1-3	2-2	5 6 11	2 2 15	4	1	3	0	1	29	46.7%	0.0%	45.0%	55.6%	66.7%	46.7%	33.3%	48.5%	45.0%	
1	Sydney Taylor	G 34:56	8-17	6-12	5-6	2 1 3	4 5 27	5	4	1	0	0	31	46.7%	0.0%	45.0%	55.6%	66.7%	46.7%	33.3%	48.5%	45.0%	
3	Destiney Philoxy	G 35:04	3-8	0-1	0-0	1 5 6	2 2 6	10	1	4	1	0	29	46.7%	0.0%	45.0%	55.6%	66.7%	46.7%	33.3%	48.5%	45.0%	
23	Ber'Nyah Mayo	G 26:53	2-7	1-2	0-0	0 3 3	2 0 5	1	0	1	0	0	18	46.7%	0.0%	45.0%	55.6%	66.7%	46.7%	33.3%	48.5%	45.0%	
2	Alexzeya Brooks	23:07	4-7	1-2	2-2	0 1 1	1 1 11	1	0	0	0	0	9	46.7%	0.0%	45.0%	55.6%	66.7%	46.7%	33.3%	48.5%	45.0%	
5	Makannah White	22:48	6-10	0-0	1-2	1 4 5	1 2 13	2	1	0	0	0	18	46.7%	0.0%	45.0%	55.6%	66.7%	46.7%	33.3%	48.5%	45.0%	
33	Michelle Pruitt	11:41	2-3	0-0	0-0	0 2 2	0 2 4	2	0	0	1	0	6	46.7%	0.0%	45.0%	55.6%	66.7%	46.7%	33.3%	48.5%	45.0%	
Team						3 6 9		0		1													
Totals			33-68	9-20	12-14	12 29 41	12 16 87	25	9	9	2	2	29										

	GMU	UMA
Biggest lead	4 (1 st 8:09)	35 (4 th 8:26)
Best Scoring Run	9(4 th 4:41)	11(1 st 4:11)
Lead Changes	1	
Times Tied	2	
Time with Lead	03:07	35:36

	GMU	UMA
Points from Turnovers	8	26
Paint	22	42
Second Chance	0	16
Fast Breaks	5	20
Bench	10	28

	1st	2nd	3rd	4th	TOT
GMU	10	10	18	20	58
UMA	20	19	30	18	87

UNIVERSITY OF MASSACHUSETTS WOMEN'S BASKETBALL GAME NOTES

Last Time vs. Duquesne - January 4, 2020

Minutewomen Outlasts Duquesne, 81-77

PITTSBURGH – University of Massachusetts women’s basketball withstood a furious Duquesne rally as the Minutewomen hung on for an 81-77 victory over the Dukes Saturday night in both teams’ Atlantic 10 opener at the Kerr Fitness Center. The victory, UMass’ eighth in a row, improves the squad to 11-3 (1-0 Atlantic 10) and the Dukes drop to 10-4 (0-1 A-10) on the year.

Four of UMass’ starting five recorded double-figure scoring in senior Hailey Leidel (18), junior Paige McCormick (16), senior Vashnie Perry (15) and junior Bre Hampton-Bey (14), while fellow junior Sam Breen shot 7-of-9 for a 16-point effort off the bench. It marked the first time that the Maroon and White accomplished such a feat against a Division I opponent since Feb. 27, 2016.

Breen was just one rebound short of her second consecutive double-double and Perry contributed five boards and five assists over 39 minutes played.

A quick 8-1 run in the first quarter put the Minutewomen ahead early heading into the first media timeout. Leidel hit a right-wing three-pointer in the middle of the stretch which saw UMass force six Duquesne turnovers. Breen finished the period with eight points as the sides traded buckets the remainder of the frame, ending with the Dukes ahead by a 23-22 margin.

Breen added another five points and as many rebounds in the second period, helping the visitors head into halftime ahead at 43-34.

A foul on the Dukes and an ensuing technical late in the third continued to turn momentum UMass’ way and contributed to 13 trips to the free throw line in the period. The squad went 10-of-13 from the charity stripe in the frame and stretched its lead to as much as 20 points as a result.

But that advantage was trimmed to just one possession in the waning minutes of regulation, keyed by a 13-0 Duquesne run in the first 2:30 of the fourth quarter. A corner trey with a mere 2.9 seconds left left the Minutewomen in front 80-77 and, following a UMass timeout, Perry was fouled and went to the line, making the second attempt. A long-distance inbound pass followed by Paige Cannon and Hampton-Bey was in perfect position to intercept the pass as the final seconds ticked off the clock to secure the Massachusetts victory.

The result marked UMass’ second straight win over the Dukes, third in the last four overall and first in Pittsburgh since Feb. 11, 2000—ending a 10-game road losing streak against Duquesne.

Official Basketball Box Score -- Game Totals -- Final Statistics
Massachusetts vs Duquesne
 01/04/20 7:30 pm at Pittsburgh, Pa. (Kerr Fitness Center)

Massachusetts 81 • 11-3,1-0 Atlanti

#	Player	Total	3-Ptr		Rebounds			PF	TP	A	TO	Blk	Stl	Min	
			FG-FGA	FG-FGA	FT-FTA	Off	Def								Tot
33	DONNELLY, Maeve	c	1-1	0-0	0-0	0	1	1	5	2	3	2	0	1	28
11	HAMPTON-BEY, Bre	g	6-10	1-3	1-4	2	1	3	4	14	2	3	0	2	34
15	McCORMICK, Paige	g	4-6	3-3	5-5	1	4	5	3	16	1	2	0	1	27
23	PERRY, Vashnie	g	6-17	1-4	2-4	1	4	5	0	15	5	3	0	0	39
24	LEIDEL, Hailey	g	4-8	4-5	6-8	1	3	4	3	18	3	3	0	0	37
04	HEEPS, Grace		0-4	0-4	0-0	0	1	1	0	0	1	2	0	0	10
34	BREEN, Sam		7-9	0-0	2-4	1	8	9	3	16	2	2	0	3	25
	Team					1	1	2				1			
	Totals		28-55	9-19	16-25	7	23	30	18	81	17	18	0	7	200

1st - FG %: 9-16 56.3% 2nd: 8-15 53.3% 3rd: 7-16 43.8% 4th: 4-8 50.0% Game: 28-55 50.9% Deadball Rebounds: 9
 3FG %: 3-5 60.0% 4-7 57.1% 2-3 33.3% 0-1 0.0% 9-19 47.4%
 FT %: 1-2 50.0% 1-2 50.0% 10-13 76.9% 4-8 50.0% 16-25 64.0%

Duquesne 77 • 10-4,0-1 Atlanti

#	Player	Total	3-Ptr		Rebounds			PF	TP	A	TO	Blk	Stl	Min	
			FG-FGA	FG-FGA	FT-FTA	Off	Def								Tot
10	Paige Cannon	f	4-7	3-5	0-0	0	6	6	3	11	1	4	1	0	24
13	Laia Sole	c	3-8	0-0	7-10	0	6	6	2	13	5	5	0	0	32
01	Nina Aho	g	6-11	3-6	1-2	3	0	3	4	16	3	3	0	0	36
21	Libby Bazalak	g	5-12	4-9	2-4	2	2	4	3	16	8	4	1	1	40
35	Amanda Kalin	g	4-10	1-4	0-0	1	5	6	1	9	2	3	1	0	33
20	Amaya Hamilton		2-5	1-3	0-0	3	1	4	3	5	0	1	1	1	20
24	Kiersten Elliott		0-0	0-0	0-0	0	0	0	0	0	0	0	0	0	7
31	Precious Johnson		0-0	0-0	0-0	0	0	0	0	0	0	0	0	0	0+
54	Angela Staffileno		3-3	1-1	0-0	0	0	0	3	7	0	1	0	1	8
	Team					0	0	0				1			
	Totals		27-56	13-28	10-16	9	20	29	19	77	19	22	4	3	200

1st - FG %: 8-13 61.5% 2nd: 5-14 35.7% 3rd: 6-10 60.0% 4th: 8-19 42.1% Game: 27-56 48.2% Deadball Rebounds: 3
 3FG %: 6-8 75.0% 1-7 14.3% 1-3 33.3% 5-10 50.0% 13-28 46.4%
 FT %: 1-2 50.0% 0-1 0.0% 4-6 66.7% 5-7 71.4% 10-16 62.5%

Officials: Bruce Morris, Saif Esho, Mark Resch
 Technical fouls: Massachusetts-None. Duquesne-TEAM.
 Attendance: 1056
 2019-20 Women's Basketball. Round: 0. Duquesne vs Massachusetts. Played at La

Score by periods	1st	2nd	3rd	4th	Total
Massachusetts	22	21	26	12	81
Duquesne	23	11	17	26	77

	In	Off	2nd	Fast	Bench
Points	32	26	5	18	16
UMASS	28	16	8	4	12
DUQ					

Last FG - UMass 4th-00:39, DUQ 4th-00:02.
 Largest lead - UMass by 20 3rd-02:25, DUQ by 3 1st-00:55.
 UMass led for 34:09. DUQ led for 04:34. Game was tied for 01:17.
 Score tied - 3 times.
 Lead changed - 6 times.

UNIVERSITY OF MASSACHUSETTS WOMEN'S BASKETBALL GAME NOTES

Game-By-Game Starting Lineups

Game	G	G	G	F	F
Central Conn. St.	Taylor	Philoxy	Mayo	White	Breen
Harvard	Taylor	Philoxy	Mayo	White	Breen
Iona	Taylor	Philoxy	Mayo	White	Breen
at Holy Cross	Taylor	Philoxy	Mayo	White	Breen
at Providence	Taylor	Philoxy	Mayo	White	Breen
vs. South Dakota State	Taylor	Philoxy	Mayo	White	Breen
vs. Kent State	Taylor	Philoxy	Mayo	White	Breen
vs. #13 Iowa State	Taylor	Philoxy	Mayo	White	Breen
Fairfield	Taylor	Philoxy	Mayo	White	Breen
UMass Lowell	Taylor	Philoxy	Mayo	White	Breen
Boston College	Taylor	Philoxy	Mayo	Ngalakulondi	Breen
at Columbia	Taylor	Philoxy	Mayo	Ngalakulondi	Breen
Vermont	Taylor	Philoxy	Mayo	Ngalakulondi	Breen
at Hartford	Taylor	Philoxy	Mayo	Ngalakulondi	Breen
at VCU	Taylor	Philoxy	Mayo	Ngalakulondi	Breen
at Richmond	Taylor	Philoxy	Mayo	Ngalakulondi	Breen
at Rhode Island	Taylor	Philoxy	Mayo	Ngalakulondi	Breen
Dayton	Taylor	Philoxy	Mayo	Ngalakulondi	Breen
at George Washington	Taylor	Philoxy	Mayo	Ngalakulondi	Breen
Rhode Island	Taylor	Philoxy	Mayo	Ngalakulondi	Breen
at Saint Joseph's	Taylor	Philoxy	Mayo	Ngalakulondi	Breen
Saint Louis	Taylor	Philoxy	Mayo	Ngalakulondi	Breen
at St. Bonaventure	Taylor	Philoxy	Mayo	Ngalakulondi	Breen
George Mason	Taylor	Philoxy	Mayo	Ngalakulondi	Breen

Game-By-Game Specialty Stats

Game	In Paint	Off T/O	2nd Chance	Fast Break	Bench
Central Conn. St.	54	30	11	21	29
Harvard	34	20	19	14	10
Iona	46	12	12	7	20
at Holy Cross	34	8	17	7	11
at Providence	40	24	24	4	19
vs. South Dakota State	40	29	23	14	14
vs. Kent State	34	18	9	7	9
vs. #13 Iowa State	32	11	18	2	16
Fairfield	20	6	18	8	7
UMass Lowell	30	13	9	10	10
Boston College	30	17	15	16	2
at Columbia	42	19	22	9	12
Vermont	38	16	16	17	2
at Hartford	56	25	6	27	19
at VCU	36	17	4	14	4
at Richmond	36	21	16	15	6
at Rhode Island	32	12	12	13	4
Dayton	26	8	3	7	8
at George Washington	32	24	7	8	10
Rhode Island	30	10	7	4	12
at Saint Joseph's	42	19	18	12	14
Saint Louis	46	19	16	18	2
at St. Bonaventure	46	16	17	5	8
George Mason	42	26	16	20	28

The Minutewomen When...

Scoring 80+ points	7-0
Scoring 70-79 points	7-1
Scoring 60-69 points	4-2
Scoring 50-59 points	1-1
Scoring less than 50 points	0-1
Giving up 80+ points	0-0
Giving up 70-79 points	3-1
Giving up 60-69 points	7-4
Giving up 50-59 points	6-0
Giving up less than 50 points	3-0
The margin is five points or less	5-1
The margin is 6-10 points	3-3
The margin is 11-15 points	3-0
The margin is 16-20 points	3-0
The margin is 21+ points	5-1
Leading at halftime	14-0
Tied at halftime	0-0
Trailing at halftime	5-5

Shooting better than opponent	15-1
Shooting worse than opponent	4-4
Teams shoot evenly from field	0-0
Shooting 55 percent or better from the field	3-0
Shooting 50-54 percent from the field	2-0
Shooting 45-49 percent from the field	3-0
Shooting 40-44 percent from the field	9-0
Shooting 35-39 percent from the field	0-3
Shooting under 35 percent from the field	2-2
Opponents shooting 50 percent or better	0-0
Opponents shooting 45-49 percent	1-2
Opponents shooting 40-44 percent	8-2
Opponents shooting 35-39 percent	5-1
Opponents shooting under 35 percent	5-0
Out-rebounding opponent	17-1
Teams have equal number of rebounds	1-1
Opponents out-rebound UMass	1-3
Having fewer turnovers than opponent	14-2
Teams have same number of turnovers	1-2
Having more turnovers than opponent	4-1

Shooting more free throws	14-1
Teams shoot same number of free throws	0-1
Opponents shoot more free throws	5-3
The game goes to overtime	1-0
Playing on TV	19-5
Coming off of a win	14-4
Coming off of a loss	4-1
Playing Day Games (start before 5 p.m.)	11-0
Playing Night Games (start 5 p.m. or later)	8-5
Playing in November	7-1
Playing in December	5-1
Playing in January	4-3
Playing in February	3-0
Playing in March	0-0



HEAD COACH TORY VERDI

SIXTH SEASON AT UMASS // 11TH SEASON OVERALL // KEENE STATE '96

New England native and 23-year coaching veteran Tory Verdi was named the 11th women's basketball head coach at the University of Massachusetts on April 9, 2016.

The word 'momentum' has been used around UMass recently to describe the upward trajectory of several Minutemen and Minutewomen teams and Verdi's program has lived up to the billing, showing drastic improvement in each season since his arrival four years ago.

Capped by a berth in the WNIT, the 2020-21 season was one to remember with the program's first national postseason appearance since 1998, in addition to the first trip to the Atlantic 10 Championship Game since '98. On March 22, 2021, UMass defeated Ohio in the WNIT Consolation Final, securing Verdi's 150th career victory as a collegiate head coach. On that special day, UMass also made history garnering multiple postseason wins for the first time.

Sam Breen had one of the most decorated seasons in program history, earning 2021 WNIT All-Region honors, plus Atlantic 10 All-Conference First Team, All-Championship and All-Academic Team laurels. Following the season, Breen was tabbed CoSIDA Academic All-District First Team. Destiney Philoxy and Sydney Taylor joined Breen on the A-10 All-Championship Team, and Philoxy also was placed on the All-Conference Second Team.

Massachusetts finished the year with the A-10's top scoring offense (71.7 ppg) and also was the league's top ball distributing team with a 15.2 assists average. Breen's 18 points per game ranked second in the league and Philoxy was tied for fifth nationally with 6.5 assists a night.

It was a record campaign for the Maroon and White in 2019-20, a year to be remembered for a slew of team and individual performances. The squad tied a program record with 20 wins, set a new top mark with an 11-game winning streak and finished tied for fourth place in the Atlantic 10 Conference, the highest under the league's current alignment. Massachusetts hosted, and won, an A-10 Tournament game at the Mullins Center for the first time since 1998, en route to the league Quarterfinals.

Hailey Leidel capped off one of the most memorable careers in UMass history, becoming the first Minutewoman to accumulate 1,800 points, 600 rebounds and 200 assists and finishing just 18 points from surpassing the career scoring record. Leidel helped amass the most wins in a four-year stretch since 2001 and, along with junior Sam Breen, was named to the Atlantic 10 All-Conference Second Team. Leidel also received an All-Academic Team nod.

The 2018-19 season was one in which Massachusetts once again took steps forward as a team. Collecting 16 wins, the Minutewomen had more victories than any UMass group since 2006-07, while reaching the Atlantic 10 Quarterfinals for the first time since 2005. Leidel continued her ascent up the record book, entering her final season in the top-10 in program scoring (1,353). Leidel became the 17th player in UMass history to record both 1,000 points and 500 rebounds and took sole possession of the program record for three-pointers made (226).

Destiney Philoxy burst onto the scene with an outstanding freshman campaign, earning a spot on the Atlantic 10 All-Rookie Team. The Queens, New York native saw time in 29 games and provided a key offensive boost with 10.8 points per

game to go with an even three assists.

On Nov. 17, 2018, Verdi recorded the 100th win of his head coaching career with a 74-59 triumph over Central Connecticut.

In his second year at the helm, Massachusetts continued to show signs of a promising future ahead, improving in 17 team statistical categories from the previous season. Individually, Bre Hampton-Bey turned heads at both ends of the floor around the Atlantic 10, drawing recognition on the league's All-Rookie Team. In addition, Leidel continued to solidify her position as one of the top three-point shooters in program history with a program-record 83 makes from beyond the arc in that season.

Verdi's Minutewomen made tremendous strides during his inaugural season in 2016-17, even in spite of a limited roster size. Leidel was named the Atlantic 10 Rookie of the Year, while then-junior Maggie Mulligan was one of the most improved players in the league with 20 double-doubles. Leidel ranked as the No. 2 scoring freshman in the NCAA and ranked fourth overall in scoring among all A-10 players. Mulligan ranked 11th overall in scoring and second in the league in rebounding.

Verdi arrived in Amherst with a head coaching record of 72-61 after spending four seasons at Eastern Michigan University. His teams advanced to the 2015 and 2016 Women's National Invitation Tournament, including a Round of 16 appearance, and the Mid-American Conference Championship Game in 2015.

An experienced coach at both the collegiate and professional levels, Verdi-coached teams have advanced to postseason play 13 of the last 17 seasons since 2001-02. Arriving in Ypsilanti for the 2012-13 campaign, he took an 8-22 squad to a record of 24-13 in 2014-15 and 22-12 in 2015-16. He also secured the MAC's No. 1 recruiting class twice during his tenure.

—For a full bio, visit UMassAthletics.com—

TORY VERDI'S YEAR-BY-YEAR COACHING RECORD

Year	Program	Position	Record/Postseason Notes
1995-96	Keene State	Assistant MBB Coach	2-22 ; 0-20 NECC
1996-97	Hartford	Volunteer Assistant MBB Coach	17-11; 11-7 AE
1997-00	Pomperaug (Conn.) HS	Head Boys Basketball Coach	
2001-02	Western Conn. State	Assistant MBB Coach	21-7
2002-03	Western Conn. State	Assistant MBB Coach	20-9
2003	Connecticut Sun (WNBA)	Assistant Coach	18-16
2004	Connecticut Sun (WNBA)	Assistant Coach	18-16
2004-05	Columbia	Assistant Coach/Interim Head Coach	12-15 (3-7 as Int. HC)
2005	Connecticut Sun (WNBA)	Special Assistant	26-8
2005-06	Nebraska	Assistant Coach	19-13; 8-8 Big 12
2006-07	Nebraska	Assistant Coach	22-10; 10-6 Big 12
2007-08	Nebraska	Assistant Coach	21-12; 9-7 Big 12
2008-09	Nebraska	Assistant Coach	15-16; 6-10 Big 12
2009-10	Nebraska	Assistant Coach	32-2; 16-0 Big 12
2010-11	Kansas	Assistant Coach	21-13; 6-10 Big 12
2011-12	Kansas	Assistant Coach	21-13; 8-10 Big 12
2012-13	Eastern Michigan	Head Coach	8-22; 6-10 MAC
2013-14	Eastern Michigan	Head Coach	18-14; 7-11 MAC; WBI Tournament
2014-15	Eastern Michigan	Head Coach	24-13; 11-7 MAC; WNIT "Sweet 16"
2015-16	Eastern Michigan	Head Coach	22-12; 10-8 MAC; WNIT 2nd Round
2016-17	Massachusetts	Head Coach	9-21, 3-13 A-10
2017-18	Massachusetts	Head Coach	14-16, 6-10 A-10
2018-19	Massachusetts	Head Coach	16-16, 7-9 A-10
2019-20	Massachusetts	Head Coach	20-11, 9-7 A-10
2020-21	Massachusetts	Head Coach	16-8, 7-5 A-10; WNIT Consolation Bracket
RECORD AT MASSACHUSETTS			75-72 (.510)
OVERALL HEAD COACHING RECORD			150-140 (.517)



MIKE LEFLAR

ASSOCIATE HEAD COACH // FOURTH SEASON AT UMASS // BOSTON COLLEGE '02

Mike Leflar was named assistant women's basketball coach at the University of Massachusetts on May 30, 2018. Leflar, who directs the Minutewomen defense, made the trek to Western Massachusetts after three seasons at Northeastern University in Boston.

"I'm very excited to have the opportunity to welcome Mike to the University of Massachusetts," said head coach Tory Verdi upon hiring Leflar. "I feel that his level of experience and knowledge of the game will greatly improve our program. His resume speaks volumes. He has impacted every single program that he has been a part of and we expect him to do the same here."

Leflar has immediately contributed to a theme of rapid upward momentum with the Minutewomen. It was a record campaign for the Maroon and White in 2019-20, a year to be remembered for a slew of team and individual performances. The squad tied a program record with 20 wins, set a new top mark with an 11-game winning streak and finished tied for fourth place in the Atlantic 10 Conference, the highest under the league's current alignment. Massachusetts hosted, and won, an A-10 Tournament game at the Mullins Center for the first time since 1998, en route to the league Quarterfinals.

In his first season in Amherst, UMass won more games (16) than any other season since 2006-07, won an Atlantic 10 Tournament game for the first time in three years and reached the quarterfinal round of the league championship for the first time since 2005.

At Northeastern, Leflar was promoted from assistant coach to associate head coach prior to the 2017-18 campaign. In his final year in Boston, the Huskies won 16 games including a program-record 11 victories in the CAA, capping the season with a trip to the WBI Tournament. That marked the program's first postseason appearance since 1999.

Leflar came to Northeastern following a stint as Binghamton's associate head coach in 2014-15. In his one season in New York, he spearheaded recruiting initiatives and was instrumental in beginning the rebuilding process for the Bearcats.

He spent a total of 10 seasons at Boston University both as an assistant coach (2004-12) and associate head coach (2012-14). Under Leflar's tutelage, the Terriers were crowned America East regular season champions in 2009 and 2012 and reached the WNIT on four occasions (2009, 2010, 2012, 2013). Along with his role in developing offensive and defensive schemes, he led instruction for the team's guards and post players.

Before his first coaching stop in Boston, he served in an assistant capacity at the University of Pennsylvania, where he worked with post players and helped the Quakers bring home the 2004 Ivy League title.

A native of Horsham, Pennsylvania, Leflar graduated from Boston College in 2002 with a bachelor's degree in communications, while also completing minors in American studies and black studies. He has previously been invited to participate in Nike's Villa 7 and has presented at the WBCA Assistant Coaches Roundtable.



CASSANDRA CALLAWAY

ASSISTANT COACH/RECRUITING COORDINATOR

SECOND SEASON AT UMASS // UALBANY '12

Cassandra Callaway joined the UMass women's basketball staff as an assistant coach in 2020-21. Callaway arrives in Amherst after spending the previous four seasons at Eastern Michigan as an assistant coach and recruiting coordinator.

"We are very excited to welcome Cassandra to the UMass women's basketball family," Verdi said. "Cassandra is one of the top young coaches in our game and helped elevate Eastern Michigan's recruiting during her time there. We are confident that she will bring energy and passion to our program, and we are looking forward to having her join the staff."

"It is a blessing and an honor to join the UMass family," Callaway said. "I am grateful for the opportunity Coach Verdi has provided me to help advance the Minutewomen, and I cannot wait to build onto this great program!"

In 2019-20, Callaway helped lead the Eagles to their most wins under current head coach Fred Castro with a 16-15 record and first winning season since arriving at Eastern Michigan. Season highlights included a five-game win streak, spanning from Dec. 10 through Jan. 8, a road win over MAC West and in-state rival Western Michigan, and a pair of victories over MAC powerhouse, Ball State.

In 2018-19, Callaway was crucial in the improvement of Corriane Cardwell. In her redshirt sophomore season, Cardwell proved to be Eastern's most consistent player as the only Eagle to start all 31 games. With the guidance of Callaway, Cardwell improved her scoring average by nearly 10 points, 3.7 to 13.0, and more than doubled her rebounding average (1.7 to 4.2).

Callaway helped in the development of EMU's guards during the 2017-18 campaign, most notably coaching Danielle Minott and Courtnie Lewis to All-MAC honors. Minott, after rewriting the single-game record book, landed on the All-MAC Third Team, while Lewis put together one of the greatest freshman campaigns in program history. Lewis scored the second-most points by a freshman Eagle en route to All-MAC Honorable Mention and MAC All-Freshmen honors, while also finishing top-10 nationally in scoring among freshmen.

Prior to joining Eastern Michigan's staff, Callaway served as an assistant coach at Saint Anthony's High School in Jersey City, N.J. There, she worked primarily with the guards, while also assisting with practice plans and various other responsibilities. Prior to her stint at Saint Anthony's, Callaway spent a season as a volunteer coach at Malcolm X Shabazz High School in Newark, N.J. In her lone season at Malcolm X Shabazz, Callaway created, developed, and implemented player workouts, oversaw game statistics, and assisted with practice plans.

A solid player at the University of Albany, she helped the Great Danes improve in every season culminating with the program's first NCAA Tournament berth in 2011-12. Overall, UA doubled its win total from her sophomore to senior seasons to finish with 50 victories in the three-year span. She finished her Albany career with 625 points, 116 assists, 81 steals and 44 starts.

During her senior season, Callaway averaged 10.8 points per game and shot a team-best 80.3 percent from the free throw line. The team went undefeated on the road during the America East Conference slate to post a 14-2 conference record. In the AE Tournament, Callaway collected all-tournament team accolades, after netting 23 points in the title game, while also handing out six assists.

In 2010-11, Callaway helped the Great Danes posted their first winning season since becoming a Division I program in 1999. She averaged 10.0 points per game while adding 42 steals and 39 assists.

Callaway began her collegiate career in 2008-09 at Daytona State College where she led the squad to a 20-9 record. An All-Mid-Florida Conference first-team selection after netting 12.2 points per game, her team was ranked in the top-10 of the Florida Community College Activities Association women's basketball coaches' poll.

Callaway graduated with a bachelor's degree in the arts and sciences, communication and rhetoric, and a minor in business administration.



LYNNE-ANN KOKOSKI

ASSISTANT COACH // THIRD SEASON AT UMASS // BRYANT '08

University of Massachusetts head women's basketball coach Tory Verdi announced on May 22, 2019 that Lynne-Ann Kokoski has joined the Minutewomen as assistant coach. A native of nearby Hatfield, Massachusetts, Kokoski arrived in Amherst following three seasons at William & Mary.

"A sincere thanks to Coach Verdi and our administration for this tremendous opportunity to return to my home state of Massachusetts," Kokoski said. "I grew up watching UMass men's and women's basketball and when I learned of the chance to return home and coach high-level basketball in my back yard, I was extremely excited. I look forward to continuing the forward momentum that our program has built over the past three years."

Kokoski's first year back at home was a record campaign, one to be remembered for a slew of team and individual performances. The Minutewomen tied a program record with 20 wins, set a new top mark with an 11-game winning streak and finished tied for fourth place in the Atlantic 10 Conference, the highest under the league's current alignment. Massachusetts hosted, and won, an A-10 Tournament game at the Mullins Center for the first time since 1998, en route to the league Quarterfinals.

At William & Mary, Kokoski worked with the guards and helped orchestrate two of the most successful seasons in program history. Most recently in 2018-19, the Tribe reached the CAA Quarterfinals and graduated a senior class that tied for the most wins (66) in program history. Kokoski was also instrumental in recruiting standout point guard Eva Hodgson, who was named 2019 CAA Rookie of the Year.

W&M posted its second consecutive winning season in 2017-18, during which Kokoski tutored guards Bianca Boggs and Jenna Green toward breakout seasons. Boggs led the CAA in scoring at 15.2 points per game and became the first Tribe player in a decade to earn All-CAA First Team recognition. Green had a career year, setting individual single-season bests in points, rebounds and assists in addition to top program marks in both single-season and career assists.


In her inaugural campaign in 2016-17, the Tribe tied a school record with 20 wins and won a CAA Tournament game for the first time in eight years. Green, who dished out 136 assists and 4.4 dimes per game, picked up CAA All-Academic laurels and senior Marlena Tremba was named All-CAA Second Team, CAA All-Academic and VaSID All-State Second Team. W&M also had the longest winning streak in program history, picking up 11 straight victories from Nov. 18, 2016-Jan. 2, 2017.

Prior to joining the Tribe, Kokoski was director of operations at Providence for four seasons (2012-16). Her daily responsibilities included travel planning, video breakdown, academic oversight and community outreach. She was honored in 2015 as recipient of Providence Athletics' "Gung Ho Award" for her passion and service to the department.


Kokoski remained in Rhode Island after three years (2009-12) in an assistant coach capacity at her alma mater, Bryant University. Bryant collected 37 wins with Kokoski on staff and made the transition up to NCAA Division I competition. Two Bulldogs earned All-Northeast Conference recognition during her time in Smithfield.

A four-year letter winner at Bryant, Kokoski was a captain during her senior season, in which the squad won 20 games plus the Northeast 10 Championship and reached the NCAA Tournament. In 2008, Kokoski graduated with a degree in marketing, minoring in sociology. She added a master's in business administration from Bryant in 2010.

SUPPORT STAFF



Jessica George '19
Director of Basketball
Operations



Sarah Shaw
Director of Scouting &
Video Operations



Kristen Hastings
Athletic Trainer



Boston Alverson
Sports Performance
Coach

THE LAST TIME...

Massachusetts scored 100 points or more	Dec. 7, 2017 vs. Fisher College (W, 121-38)
Massachusetts scored 90 points or more	March 22, 2021 vs. Ohio (W, 95-71)
Massachusetts scored 50 points or less	Jan. 26, 2022 vs. Rhode Island (L, 60-46)
Massachusetts scored 40 points or less	Jan. 31, 2018 vs. Richmond (L, 51-39)
Massachusetts gave up 100 points or more	Feb. 12, 2014 at George Mason (L, 101-73)
Massachusetts gave up 90 points or more	Nov. 29, 2020 at Boston College (L, 90-82 OT)
Massachusetts gave up 40 points or less	Dec. 22, 2021 at Hartford (W, 86-40)
Massachusetts won by 40+ points	Dec. 30, 2019 vs. Southern Conn. State (86-43) - (43)
Massachusetts won an overtime game	Jan. 15, 2022 at Richmond (W, 73-72 OT)
Massachusetts lost an overtime game	Nov. 29, 2020 at Boston College (L, 90-82 OT)
Massachusetts made 10 or more three-pointers	Jan. 12, 2022 at VCU (10-of-19; .526)
An opponent made 10 or more three-pointers	Jan. 15, 2022 at Richmond (10-of-32; .313)
UMass had a player score 25 or more points	Feb. 11, 2022 vs. George Mason (Sydney Taylor - 27)
UMass had a player score 30 or more points	Jan. 12, 2022 at VCU (Sydney Taylor - 32)
UMass had two players score 20 or more points	February 5, 2022 vs. Saint Louis (Sydney Taylor - 22; Sam Breen - 20)
UMass had a player score 20 or more points in back-to-back games	Sam Breen, (last: 11/28/21 vs. - 21; 12/1/21 vs. Fairfield - 22; 12/5/21 vs. UMass Lowell - 26)
UMass had a player score 20 or more points in three straight games	Sam Breen (last: 11/28/21 vs. - 21; 12/1/21 vs. Fairfield - 22; 12/5/21 vs. UMass Lowell - 26)
UMass had a player score 20 or more points in four straight games	Sam Breen (1/29/20 vs. Richmond - 2/12/20 vs. Dayton - 5 straight)
UMass had four players score double-figures	Feb. 11, 2022 vs. George Mason (S. Taylor-27; S. Breen-15; M. White-13; A. Brooks-11)
UMass had five players score double-figures	Dec. 22, 2021 at Hartford (S. Taylor-18; B. Mayo-14; A. Ngalakulondi-14; S. Breen-12; M. White-10)
An opposing player scored 30 or more points	March 19, 2021 vs. Villanova (Madison Siegrist - 31)
An opposing player scored 40 or more points	Dec. 4, 1997 at Maine (Cindy Blodgett - 40)
UMass had a player record a triple-double	Nov. 17, 2000 vs. Charlotte (Jennifer Butler - 19 points, 11 rebounds & 10 steals)
UMass did not have a player score double-figures	Jan. 24, 2014 at Richmond (Cierra Dillard & Amber Dillon led UMass with nine points each)
UMass held an opponent without a double-digit scorer	Jan. 22, 2022 at George Washington (Nya Lok led the Colonials with nine points)
UMass had two players record double-doubles in a game	Jan. 15, 2022 at Richmond (S. Breen - 19 pts, 14 reb; A. Ngalakulondi - 14 pts, 13 reb)
A Minutewoman had 15 or more rebounds in a game	Dec. 1, 2021 vs. Fairfield (Sam Breen - 16)
A Minutewoman had 20 or more rebounds in a game	Dec. 31, 2017 at Duquesne (Maggie Mulligan - 22)
A Minutewoman had 25 or more rebounds in a game	Dec. 28, 2002 at Florida (Jennifer Butler - 30)
A Minutewoman had 30 or more rebounds in a game	Dec. 28, 2002 at Florida (Jennifer Butler - 30)
A Minutewoman had 10+ assists	Feb. 11, 2022 vs. George Mason (Destiney Philoxy - 10)
A Minutewoman had 15+ assists	Feb. 14, 1986 vs. Temple (Christel Zullo - 15)
An opposing player had 10+ assists	Dec. 5, 2019 vs. New Hampshire (Helena Delaruelle - 11)
A Minutewoman made 5 or more three-pointers	Feb. 11, 2022 vs. George Mason (Sydney Taylor - 6-of-12)
A Minutewoman made 8 or more three-pointers	Dec. 7, 2017 vs. Fisher College (Hailey Leidel - 10-of-10)
An opposing player made 5 or more threes	Feb. 11, 2022 vs. George Mason (Tamia Lawhorne - 5-of-7)
An opposing player made 8 or more threes	Nov. 27, 2016 vs. Merrimack (Lindsay Werner - 9)
Massachusetts shot 60 pct. FG or better	Dec. 22, 2021 at Hartford (.610; 36-of-59)
Massachusetts shot 30 pct. FG or lower	March 19, 2021 vs. Villanova (.269; 18-of-67)
An opponent shot 60 pct. FG or better	Dec. 10, 2000 vs. Rutgers (.619; 26-of-42)
An opponent shot 30 pct. FG or lower	Dec. 22, 2021 at Hartford (.283; 15-of-53)
An opponent shot 25 pct. FG or lower	Dec. 30, 2019 vs. SCSU (.236; 19-of-64)
Massachusetts forced 30 or more turnovers	Nov. 17, 2000 vs. Charlotte (31)
A Massachusetts opponent forced 30 or more turnovers	Jan. 18, 2014 vs. VCU (32)
Massachusetts had 15 or more steals	Dec. 22, 2021 at Hartford (16)
A Massachusetts opponent had 15 or more steals	Jan. 13, 2019 at La Salle (15)
Massachusetts blocked 10 or more shots in a game	Dec. 8, 2019 vs. Holy Cross (10)
A Massachusetts opponent had 10 or more blocked shots in a game	Nov. 5, 2019 vs. Merrimack (12)
Massachusetts won 5 or more games in a row	Dec. 11, 2021 - Jan. 12, 2022; 5-game streak
Massachusetts won 10 or more games in a row	Nov. 29, 2019 - Jan. 15, 2020; 11-game streak (program record)
Massachusetts lost 5 or more games in a row	Dec. 21, 2017 - Jan. 18, 2018; 6-game streak
Massachusetts lost 10 or more games in a row	Jan. 19, 2017 - Feb. 26, 2017; 11-game streak
Massachusetts won 5 or more in a row at home	Nov. 9, 2021 - Dec. 5, 2020; 5-game streak
Massachusetts won 10 or more in a row at home	Jan. 19, 2006 - Dec. 13, 2006; 10-game streak
Massachusetts won 15 or more in a row at home	Feb. 18, 1995 - Feb. 27, 1996; 15-game streak
Massachusetts lost 5 or more in a row at home	Jan. 19, 2017 - Feb. 19, 2017; 5-game streak
Massachusetts lost 10 or more in a row at home	Jan. 16, 2013 - Nov. 10, 2013; 12-game streak
Massachusetts won 5 or more in a row away from home	March 20, 2021 - Nov. 27, 2021; 6-game streak
Massachusetts won 10 or more in a row away from home	Dec. 4, 1976 - March 10, 1977; 11-game streak
Massachusetts lost 5 or more in a row away from home	Jan. 25, 2017 - Nov. 19, 2017; 8-game streak
Massachusetts lost 10 or more in a row away from home	Dec. 19, 2013 - Nov. 16, 2014; 14-game streak

Largest Leads/Deficits (since 1997-98)

Largest deficit overcome in a Massachusetts win	26 points, 3:32 2Q (Dec. 22, 2015 vs. Hartford)
Largest opponent deficit overcome in an opponent win	18 points, multiple times (last 5:37 3Q - Jan. 25, 2017 at La Salle)

UNIVERSITY OF MASSACHUSETTS WOMEN'S BASKETBALL PLAYER BIOS



34 SAM BREEN

6-1 // GRADUATE STUDENT // FORWARD

GIBSONIA, PA.

NORTH CATHOLIC // PENN STATE

CAREER HONORS

Captain (2020-21)
 2021 Atlantic 10 All-Championship Team
 2020-21 Atlantic 10 All-Conference First Team/All-Academic Team
 Atlantic 10 Player of the Week (2/3/20; 1/4/21; 1/11/21)
 2019-20 Atlantic 10 All-Conference Second Team

MAJOR: Learning, Media and Technology

CAREER BESTS

Pts: 31, at Boston College, 11/29/20
Rebs: 18, vs. Richmond, 2/28/21
FGM: 13, at Boston College, 11/29/20
FGA: 25, twice, last at Rhode Island, 1/17/22
3FGM: 4, 4x, last vs. Fairfield, 12/1/21
3FGA: 11, at Rhode Island, 1/17/22
FTM: 6, 3x, last at Richmond, 1/15/22
FTA: 8, twice, last at Holy Cross, 11/19/21
Ast: 7, vs. Saint Louis, 2/5/22
Blk: 3, twice, last vs. Kent State, 11/27/21
Stl: 4, 5x, last at Rhode Island, 1/17/22
Min: 45, vs. Saint Joseph's, 3/11/21

2020-21 – Senior: Completed her Bachelor's in Sociology and began pursuing a Master's in Learning, Media and Technology ... Started in all 24 contests ... Averaged a team-high 18.0 points and 10.0 rebounds over 37.5 minutes per game ... Ranked first in Atlantic 10 in double-doubles, totaling 15 on the season ... Recorded seven consecutive double-doubles from Jan. 29-March 13 ... Scored double figures in 22 of 24 games played, including eight with a 20 or more-point effort ... Had a season-high 31 points at Boston College (11/29) ... Ranked first in the A-10 conference with 241 rebounds on the year, and was fourth in rebounds per game with her average ... Pulled down a season-high 18 rebounds and contributed four assists in the win vs. Richmond (2/28).

2019-20 – Junior: Appeared in 20 games and started the final 11 contests of the season, after sitting out the Fall semester due to NCAA transfer rules ... Made her UMass debut in a win at Iona (12/21) ... Averaged a team-high 16.9 points and 9.2 rebounds over 32.7 minutes per night ... Eight double-doubles ranked second in

BREEN'S GAME-BY-GAME STATS

Opponent	Date	gs	min	Total		3-Pt		FT		Rebounds				Scoring							
				fg-fga	pct	3fg-fga	pct	ft-fa	pct	off	def	tot	avg	pf	fo	ast	t/o	blk	stl	pts	avg
Central Conn. State	Nov. 9	1	29:57	7-13	.539	1-2	.500	0-0	.000	1	8	9	9.0	2	0	2	2	0	1	15	15.0
Harvard	Nov. 12	1	36:21	9-18	.500	2-7	.286	3-4	.750	5	7	12	10.5	3	0	4	5	0	0	23	19.0
Iona	Nov. 16	1	29:38	5-10	.500	0-2	.000	3-4	.750	2	11	13	11.3	1	0	5	1	0	1	13	17.0
at Holy Cross	Nov. 19	1	38:19	7-21	.333	1-6	.167	4-8	.500	3	10	13	11.8	3	0	2	4	1	1	19	17.5
at Providence	Nov. 23	1	32:08	2-16	.125	0-4	.000	4-4	1.000	3	8	11	11.6	3	0	4	1	0	1	8	15.6
vs. South Dakota State	Nov. 26	1	37:11	9-20	.450	1-3	.333	0-0	.000	3	6	9	11.2	2	0	5	0	0	4	19	16.2
vs. Kent State	Nov. 27	1	40:00	7-14	.500	1-4	.250	2-3	.667	2	9	11	11.1	3	0	0	1	3	1	17	16.3
vs. #13 Iowa State	Nov. 28	1	35:14	7-17	.412	3-7	.429	4-4	1.000	1	11	12	11.3	3	0	1	1	0	1	21	16.9
Fairfield	Dec. 1	1	40:00	9-21	.429	4-7	.571	0-2	.000	5	11	16	11.8	0	0	2	5	0	1	22	17.4
UMass Lowell	Dec. 5	1	38:48	11-21	.524	1-1	1.000	3-4	.750	5	8	13	11.9	1	0	1	2	2	3	26	18.3
Boston College	Dec. 8	1	38:30	6-13	.462	0-0	.000	2-4	.500	4	4	8	11.5	3	0	0	3	0	2	14	17.9
at Columbia	Dec. 11	1	38:51	8-17	.471	1-4	.250	2-2	1.000	1	5	6	11.1	3	0	3	2	1	1	19	18.0
Vermont	Dec. 19	1	40:00	5-15	.333	1-3	.333	1-2	.500	6	6	12	11.2	2	0	1	0	1	2	12	17.5
at Hartford	Dec. 22	1	26:08	5-10	.500	1-2	.500	1-1	1.000	2	6	8	10.9	1	0	3	2	1	2	12	17.1
at VCU	Jan. 12	1	37:15	3-11	.273	0-1	.000	1-6	.167	3	6	9	10.8	1	0	5	0	0	2	7	16.5
at Richmond	Jan. 15	1	42:27	6-21	.286	1-4	.250	6-6	1.000	8	6	14	11.0	2	0	2	1	0	2	19	16.6
at Rhode Island	Jan. 17	1	37:16	10-25	.400	3-11	.273	2-2	1.000	4	9	13	11.1	2	0	1	0	0	4	25	17.1
Dayton	Jan. 19	1	38:27	7-14	.500	2-3	.667	3-4	.750	2	10	12	11.2	4	0	5	1	1	1	19	17.2
at George Washington	Jan. 22	1	36:29	9-19	.474	2-5	.400	0-0	.000	3	10	13	11.3	1	0	2	1	1	1	20	17.4
Rhode Island	Jan. 26	1	33:13	3-12	.250	0-3	.000	0-0	.000	3	3	6	11.0	1	0	1	3	2	0	6	16.8
at Saint Joseph's	Jan. 29	1	36:16	9-19	.474	0-5	.000	0-0	.000	5	5	10	11.0	1	0	2	1	1	3	18	16.9
Saint Louis	Feb. 5	1	34:21	5-17	.294	0-2	.000	0-0	.000	4	5	9	10.9	3	0	7	4	0	3	10	16.5
at St. Bonaventure	Feb. 9	1	33:07	6-11	.545	0-3	.000	2-2	1.000	5	5	10	10.8	2	0	6	3	1	1	14	16.4
George Mason	Feb. 11	1	26:20	6-13	.462	1-3	.333	2-2	1.000	5	6	11	10.8	2	0	4	1	0	3	15	16.4
TOTAL		24	856:17	161-388	.415	26-92	.283	45-64	.703	85	175	260	10.8	49	0	68	44	15	41	393	16.4

BREEN'S CAREER STATS

SEASON	TEAM	GP-GS	MIN/AVG	Field Goals		3-Point		F-Throws		Rebounds				Scoring						
				FG-FGA	FG%	3FG-3FGA	3FG%	FT-FTA	FT%	OFF	DEF	TOT	AVG	PF-FO	A	TO	BLK	STL	PTS	AVG
2017-18	PSU	22-0	144/6.5	11-45	.244	5-21	.238	5-8	.625	7	35	42	1.9	13-0	6	15	6	9	32	1.5
2018-19	PSU	4-0	42/10.6	4-11	.364	2-5	.400	2-4	.500	3	8	11	2.8	3-0	3	4	0	2	12	3.0
2019-20	UMass	20-11	652/32.6	139-323	.430	30-81	.370	29-36	.806	53	130	183	9.2	47-0	28	40	6	34	337	16.9
2020-21	UMass	24-24	897/37.4	176-363	.485	27-87	.310	54-70	.771	50	191	241	10.0	52-0	43	44	12	38	433	18.0
TOTAL FOR UMass		44-35	1549/35.2	315-686	.459	57-168	.339	83-106	.783	103	321	424	9.6	99-0	71	84	18	72	770	17.5
TOTAL		70-35	1735/24.8	330-742	.445	64-194	.330	90-118	.763	113	364	477	6.8	115-0	80	103	24	83	814	11.6

UNIVERSITY OF MASSACHUSETTS WOMEN'S BASKETBALL PLAYER BIOS



2 ALEXZEYA BROOKS

5-9 // FRESHMAN // GUARD

ENDICOTT, N.Y. // WESTTOWN SCHOOL

MAJOR: Undecided

CAREER BESTS

Pts: 11, vs. George Mason, 2/11/22
Rebs: 1, 3x, last vs. George Mason, 2/11/22
FGM: 4, vs. George Mason, 2/11/22
FGA: 7, vs. George Mason, 2/11/22
3FGM: 1, twice, last vs. George Mason, 2/11/22
3FGA: 2, vs. George Mason, 2/11/22
FTM: 2, vs. George Mason, 2/11/22
FTA: 2, vs. George Mason, 2/11/22
Ast: 1, 3x, last vs. George Mason, 2/11/22
Blk: -
Stl: 1, twice, last at Hartford, 12/22/21
Min: 24, vs. George Mason, 2/11/22

Before UMass: Scored 20 points in the championship game to lead Westtown to 2020 Friends League Championship, helping the team win its first Friends League Championship since 1997 ... Averaged 15 points per game during the 2019-20 season ... Named the team's Most Valuable Athlete in 2019-20, and was named First-Team All-Friends League and a Friends League All-Star ... Also averaged 20.0 points per game as a freshman and sophomore at Union Endicott High School.

Coach Verdi on Brooks: "Lex is a big guard—she'll play both the point and the two. She brings size, she's smart and she's very coachable. We expect her to push the guards in front of her and fight for a position this coming year."

BROOKS' GAME-BY-GAME STATS

Opponent	Date	gs	min	Total		3-Pt		FT		Rebounds				Scoring								
				fg-fga	pct	3fg-fga	pct	ft-fta	pct	off	def	tot	avg	pf	fo	ast	t/o	blk	stl	pts	avg	
Central Conn. State	Nov. 9	0	02:17	0-0	.000	0-0	.000	0-0	.000	0	0	0	0	0	0	0	1	1	0	0	0	0.0
Harvard	Nov. 12	-	--	--	--	--	--	--	--	--	--	--	--	--	--	--	--	--	--	--	--	--
Iona	Nov. 16	0	03:14	0-0	.000	0-0	.000	0-0	.000	0	1	1	0.5	1	0	1	1	0	1	0	0	0.0
at Holy Cross	Nov. 19	--	--	--	--	--	--	--	--	--	--	--	--	--	--	--	--	--	--	--	--	--
at Providence	Nov. 23	--	--	--	--	--	--	--	--	--	--	--	--	--	--	--	--	--	--	--	--	--
vs. South Dakota State	Nov. 26	--	--	--	--	--	--	--	--	--	--	--	--	--	--	--	--	--	--	--	--	--
vs. Kent State	Nov. 27	--	--	--	--	--	--	--	--	--	--	--	--	--	--	--	--	--	--	--	--	--
vs. #13 Iowa State	Nov. 28	--	--	--	--	--	--	--	--	--	--	--	--	--	--	--	--	--	--	--	--	--
Fairfield	Dec. 1	--	--	--	--	--	--	--	--	--	--	--	--	--	--	--	--	--	--	--	--	--
UMass Lowell	Dec. 5	--	--	--	--	--	--	--	--	--	--	--	--	--	--	--	--	--	--	--	--	--
Boston College	Dec. 8	--	--	--	--	--	--	--	--	--	--	--	--	--	--	--	--	--	--	--	--	--
at Columbia	Dec. 11	--	--	--	--	--	--	--	--	--	--	--	--	--	--	--	--	--	--	--	--	--
Vermont	Dec. 19	--	--	--	--	--	--	--	--	--	--	--	--	--	--	--	--	--	--	--	--	--
at Hartford	Dec. 22	0	02:44	1-1	1.000	1-1	1.000	0-0	.000	0	0	0	0.3	0	0	0	0	0	0	1	3	1.0
at VCU	Jan. 12	--	--	--	--	--	--	--	--	--	--	--	--	--	--	--	--	--	--	--	--	--
at Richmond	Jan. 15	--	--	--	--	--	--	--	--	--	--	--	--	--	--	--	--	--	--	--	--	--
at Rhode Island	Jan. 17	--	--	--	--	--	--	--	--	--	--	--	--	--	--	--	--	--	--	--	--	--
Dayton	Jan. 19	--	--	--	--	--	--	--	--	--	--	--	--	--	--	--	--	--	--	--	--	--
at George Washington	Jan. 22	0	02:39	0-0	.000	0-0	.000	0-0	.000	0	0	0	0.3	0	0	0	0	0	0	0	0	0.8
Rhode Island	Jan. 26	--	--	--	--	--	--	--	--	--	--	--	--	--	--	--	--	--	--	--	--	--
at Saint Joseph's	Jan. 29	0	00:58	0-0	.000	0-0	.000	0-0	.000	0	0	0	0.2	0	0	0	0	0	0	0	0	0.6
Saint Louis	Feb. 5	0	01:01	0-0	.000	0-0	.000	0-0	.000	0	0	0	0.2	0	0	0	0	0	0	0	0	0.5
at St. Bonaventure	Feb. 9	0	07:57	0-0	.000	0-0	.000	0-0	.000	0	1	1	0.3	1	0	0	0	0	0	0	0	0.4
George Mason	Feb. 11	0	23:07	4-7	.571	1-2	.500	2-2	1.000	0	1	1	0.4	1	0	1	0	0	0	0	11	1.8
TOTAL		0	43:57	5-8	.625	2-3	.667	2-2	1.000	0	3	3	0.4	3	0	3	2	0	2	0	14	1.8

BROOKS' CAREER STATS

UNIVERSITY OF MASSACHUSETTS WOMEN'S BASKETBALL PLAYER BIOS



21 AISHA DABO

6-1 // FRESHMAN // FORWARD

CUMMING, GA. // FORSYTH CENTRAL

MAJOR: Undecided

CAREER BESTS

Before UMass: Ranked as the No. 3 wing player in Georgia, and 24th player overall in the state ... All-Preseason Second Team ... Two-time All-Region First-Team ... Two-time Player of the Month ... Earned the Forsyth Central High School Coaches' Award ... Two-time Offensive Player Award.

Verdi on Dabo: "Aisha will be one of the most athletic players in the A-10. She is a big-time talent, who can score at every level. She is a slashing forward by nature that has the versatility to play multiple positions. I compare her to Destiney Philoxy with an extra six inches. We are extremely excited to have Aisha a part of our program and expect her to make an immediate impact at the small forward position."

DABO'S GAME-BY-GAME STATS

Opponent	Date	Total		3-Pt		FT		Rebounds							Scoring						
		gs	min	fg-fga	pct	3fg-fga	pct	ft-fga	pct	off	def	tot	avg	pf	fo	ast	t/o	blk	stl	pts	avg
Central Conn. State	Nov. 9	--	--	--	--	--	--	--	--	--	--	--	--	--	--	--	--	--	--	--	--
Harvard	Nov. 12	--	--	--	--	--	--	--	--	--	--	--	--	--	--	--	--	--	--	--	--
Iona	Nov. 16	--	--	--	--	--	--	--	--	--	--	--	--	--	--	--	--	--	--	--	--
at Holy Cross	Nov. 19	--	--	--	--	--	--	--	--	--	--	--	--	--	--	--	--	--	--	--	--
at Providence	Nov. 23	--	--	--	--	--	--	--	--	--	--	--	--	--	--	--	--	--	--	--	--
vs. South Dakota State	Nov. 26	--	--	--	--	--	--	--	--	--	--	--	--	--	--	--	--	--	--	--	--
vs. Kent State	Nov. 27	--	--	--	--	--	--	--	--	--	--	--	--	--	--	--	--	--	--	--	--
vs. #13 Iowa State	Nov. 28	--	--	--	--	--	--	--	--	--	--	--	--	--	--	--	--	--	--	--	--
Fairfield	Dec. 1	--	--	--	--	--	--	--	--	--	--	--	--	--	--	--	--	--	--	--	--
UMass Lowell	Dec. 5	--	--	--	--	--	--	--	--	--	--	--	--	--	--	--	--	--	--	--	--
Boston College	Dec. 8	--	--	--	--	--	--	--	--	--	--	--	--	--	--	--	--	--	--	--	--
at Columbia	Dec. 11	--	--	--	--	--	--	--	--	--	--	--	--	--	--	--	--	--	--	--	--
Vermont	Dec. 19	--	--	--	--	--	--	--	--	--	--	--	--	--	--	--	--	--	--	--	--
at Hartford	Dec. 22	--	--	--	--	--	--	--	--	--	--	--	--	--	--	--	--	--	--	--	--
at VCU	Jan. 12	--	--	--	--	--	--	--	--	--	--	--	--	--	--	--	--	--	--	--	--
at Richmond	Jan. 15	--	--	--	--	--	--	--	--	--	--	--	--	--	--	--	--	--	--	--	--
at Rhode Island	Jan. 17	--	--	--	--	--	--	--	--	--	--	--	--	--	--	--	--	--	--	--	--
Dayton	Jan. 19	--	--	--	--	--	--	--	--	--	--	--	--	--	--	--	--	--	--	--	--
at George Washington	Jan. 22	--	--	--	--	--	--	--	--	--	--	--	--	--	--	--	--	--	--	--	--
Rhode Island	Jan. 26	--	--	--	--	--	--	--	--	--	--	--	--	--	--	--	--	--	--	--	--
at Saint Joseph's	Jan. 29	--	--	--	--	--	--	--	--	--	--	--	--	--	--	--	--	--	--	--	--
Saint Louis	Feb. 5	--	--	--	--	--	--	--	--	--	--	--	--	--	--	--	--	--	--	--	--
at St. Bonaventure	Feb. 9	--	--	--	--	--	--	--	--	--	--	--	--	--	--	--	--	--	--	--	--
George Mason	Feb. 11	--	--	--	--	--	--	--	--	--	--	--	--	--	--	--	--	--	--	--	--
TOTAL		--	--	--	--	--	--	--	--	--	--	--	--	--	--	--	--	--	--	--	--

DABO'S CAREER STATS

UNIVERSITY OF MASSACHUSETTS WOMEN'S BASKETBALL PLAYER BIOS



15 NATOUSHA HARDEN

6-4 // FRESHMAN // CENTER

NEW LONDON, CONN. // SPRINGFIELD
COMMONWEALTH ACADEMY (MASS.)

MAJOR: Undecided

CAREER BESTS

Pts: 1, at Hartford, 12/22/21
Rebs: 2, at Hartford, 12/22/21
FGM: -
FGA: -
3FGM: -
3FGA: -
FTM: 1, at Hartford, 12/22/21
FTA: 2, at Hartford, 12/22/21
Ast: -
Blk: -
Stl: -
Min: 4, at Hartford, 12/22/21

Before UMass: Was an All-NEPSAC Honorable Mention player at The Hyde School during the 2019-20 season, where she helped the team to the NEPSAC Class E Championship game ... Also helped her team win the MAISAD Championship (Maine Association of Independent School Athletic Directors) ... Competed for Bria Holmes Elite AAU Program, and transferred to Springfield Commonwealth Academy for the 2020-21 school year.

HARDEN'S GAME-BY-GAME STATS

Opponent	Date	Total				3-Pt		FT		Rebounds				Scoring							
		gs	min	fg-fga	pct	3fg-fga	pct	ft-fta	pct	off	def	tot	avg	pf	fo	ast	t/o	blk	stl	pts	avg
Central Conn. State	Nov. 9	--	--	--	--	--	--	--	--	--	--	--	--	--	--	--	--	--	--	--	--
Harvard	Nov. 12	--	--	--	--	--	--	--	--	--	--	--	--	--	--	--	--	--	--	--	--
Iona	Nov. 16	0	02:26	0-0	.000	0-0	.000	0-0	.000	0	0	0	0.0	0	0	0	0	0	0	0	0.0
at Holy Cross	Nov. 19	--	--	--	--	--	--	--	--	--	--	--	--	--	--	--	--	--	--	--	--
at Providence	Nov. 23	0	01:09	0-0	.000	0-0	.000	0-0	.000	0	1	1	0.5	0	0	0	0	0	0	0	0.0
vs. South Dakota State	Nov. 26	--	--	--	--	--	--	--	--	--	--	--	--	--	--	--	--	--	--	--	--
vs. Kent State	Nov. 27	--	--	--	--	--	--	--	--	--	--	--	--	--	--	--	--	--	--	--	--
vs. #13 Iowa State	Nov. 28	--	--	--	--	--	--	--	--	--	--	--	--	--	--	--	--	--	--	--	--
Fairfield	Dec. 1	--	--	--	--	--	--	--	--	--	--	--	--	--	--	--	--	--	--	--	--
UMass Lowell	Dec. 5	--	--	--	--	--	--	--	--	--	--	--	--	--	--	--	--	--	--	--	--
Boston College	Dec. 8	--	--	--	--	--	--	--	--	--	--	--	--	--	--	--	--	--	--	--	--
at Columbia	Dec. 11	--	--	--	--	--	--	--	--	--	--	--	--	--	--	--	--	--	--	--	--
Vermont	Dec. 19	--	--	--	--	--	--	--	--	--	--	--	--	--	--	--	--	--	--	--	--
at Hartford	Dec. 22	0	03:52	0-0	.000	0-0	.000	1-2	.500	0	2	2	1.0	1	0	0	1	0	0	1	0.3
at VCU	Jan. 12	--	--	--	--	--	--	--	--	--	--	--	--	--	--	--	--	--	--	--	--
at Richmond	Jan. 15	--	--	--	--	--	--	--	--	--	--	--	--	--	--	--	--	--	--	--	--
at Rhode Island	Jan. 17	--	--	--	--	--	--	--	--	--	--	--	--	--	--	--	--	--	--	--	--
Dayton	Jan. 19	--	--	--	--	--	--	--	--	--	--	--	--	--	--	--	--	--	--	--	--
at George Washington	Jan. 22	--	--	--	--	--	--	--	--	--	--	--	--	--	--	--	--	--	--	--	--
Rhode Island	Jan. 26	--	--	--	--	--	--	--	--	--	--	--	--	--	--	--	--	--	--	--	--
at Saint Joseph's	Jan. 29	--	--	--	--	--	--	--	--	--	--	--	--	--	--	--	--	--	--	--	--
Saint Louis	Feb. 5	--	--	--	--	--	--	--	--	--	--	--	--	--	--	--	--	--	--	--	--
at St. Bonaventure	Feb. 9	--	--	--	--	--	--	--	--	--	--	--	--	--	--	--	--	--	--	--	--
George Mason	Feb. 11	--	--	--	--	--	--	--	--	--	--	--	--	--	--	--	--	--	--	--	--
TOTAL		0	07:27	0-0	.000	0-0	.000	1-2	.500	0	3	3	1.0	1	0	0	1	0	0	1	0.3

HARDEN'S CAREER STATS

UNIVERSITY OF MASSACHUSETTS WOMEN'S BASKETBALL PLAYER BIOS



44 STEFANIE KULESZA

(kah-leh-juh)

5-11 // FRESHMAN // GUARD

**WILMINGTON, DEL. // CONRAD SCHOOLS OF
SCIENCE**

MAJOR: Public Health

CAREER BESTS

Pts: 9, vs. Ohio, 3/22/21
Rebs: 4, 3x, last vs. Ohio, 3/22/21
FGM: 3, tvs. Ohio, 3/22/21
FGA: 8, vs. Ohio, 3/22/21
3FGM: 2, vs. Central Connecticut State, 11/9/21
3FGA: 4, vs. Ohio, 3/22/21
FTM: 2, twice, last vs. Central Conn. St., 11/9/21
FTA: 2, twice, last vs. Central Conn. St., 11/9/21
Ast: 2, vs. Ohio, 3/22/21
Blk: 1, 6x, last vs. Rhode Island, 1/26/22
Stl: 2, 2x, last at George Washington, 1/22/22
Min: 25, vs. Villanova, 3/19/21

2020-21 – Freshman: Joined the Minutewomen as an early enrollee in January 2021 after graduating early from Conrad Schools of Science ... Played in seven games off the bench and averaged 1.9 points, 1.7 rebounds and 0.6 assists over 11.0 minutes per game ... Made her collegiate debut in the Atlantic 10 Second Round vs. Saint Joseph's (3/11) ... Had season-highs in points (9), rebounds (4) and assists (2) all against Ohio (3/22) ... Tallied two steals vs. Villanova (3/19).

Before Massachusetts: Signed her National Letter of Intent with the Minutewomen in November 2020 ... Ranked among ESPN's Top 100 recruits in the Class of 2021 ... Led her team to an 81-15 career record and reached 1,000 points as a sophomore ... Kulesza was a First-Team All-Conference selection for five years, and a First-Team All-State honoree for four seasons ... She also helped her team to the Diamond State Conference Championship for four straight seasons.

KULESZA'S GAME-BY-GAME STATS

Opponent	Date	gs	min	Total		3-Pt		FT		Rebounds				Scoring							
				fg-fga	pct	3fg-fga	pct	ft-fta	pct	off	def	tot	avg	pf	fo	ast	t/o	blk	stl	pts	avg
Central Conn. State	Nov. 9	0	10:50	2-6	.333	2-3	.667	2-2	1.00	1	0	1	1.0	0	0	0	0	0	0	8	8.0
Harvard	Nov. 12	--	--	--	--	--	--	--	--	--	--	--	--	--	--	--	--	--	--	--	--
Iona	Nov. 16	--	12:19	0-1	.000	0-1	.000	0-0	.000	0	2	2	1.5	1	0	0	2	0	0	0	4.0
at Holy Cross	Nov. 19	--	--	--	--	--	--	--	--	--	--	--	--	--	--	--	--	--	--	--	--
at Providence	Nov. 23	0	04:20	0-0	.000	0-0	.000	0-0	.000	0	1	1	1.3	2	0	0	1	0	0	0	2.7
vs. South Dakota State	Nov. 26	0	02:05	0-0	.000	0-0	.000	0-0	.000	1	0	1	1.3	1	0	0	0	0	0	0	2.0
vs. Kent State	Nov. 27	0	03:49	1-1	1.000	1-1	1.000	0-0	.000	0	0	0	1.0	0	0	0	0	0	0	3	2.2
vs. #13 Iowa State	Nov. 28	0	02:28	0-0	.000	0-0	.000	0-0	.000	0	0	0	0.8	0	0	0	0	0	0	0	1.8
Fairfield	Dec. 1	--	--	--	--	--	--	--	--	--	--	--	--	--	--	--	--	--	--	--	--
UMass Lowell	Dec. 5	0	04:09	0-0	.000	0-0	.000	0-0	.000	0	0	0	0.7	0	0	0	0	0	0	0	1.6
Boston College	Dec. 8	--	--	--	--	--	--	--	--	--	--	--	--	--	--	--	--	--	--	--	--
at Columbia	Dec. 11	0	07:23	0-0	.000	0-0	.000	0-0	.000	0	1	1	0.8	0	0	0	2	0	0	0	1.4
Vermont	Dec. 19	--	--	--	--	--	--	--	--	--	--	--	--	--	--	--	--	--	--	--	--
at Hartford	Dec. 22	0	10:19	0-1	.000	0-1	.000	0-0	.000	0	1	1	0.8	2	0	0	1	1	0	0	1.2
at VCU	Jan. 12	0	01:10	0-0	.000	0-0	.000	0-0	.000	0	0	0	0.7	0	0	0	0	0	0	0	1.1
at Richmond	Jan. 15	0	07:11	0-1	.000	0-0	.000	0-0	.000	2	0	2	0.8	2	0	0	0	0	1	0	1.0
at Rhode Island	Jan. 17	0	11:43	0-1	.000	0-1	.000	0-0	.000	0	2	2	0.9	0	0	0	0	1	0	0	0.9
Dayton	Jan. 19	0	11:57	1-1	1.000	1-1	1.000	0-0	.000	0	1	1	0.9	0	0	0	2	0	0	3	1.1
at George Washington	Jan. 22	0	15:30	2-3	.667	1-2	.500	0-0	.000	1	1	2	1.0	2	0	0	0	1	2	5	1.4
Rhode Island	Jan. 26	0	05:50	0-1	.000	0-1	.000	0-0	.000	2	1	3	1.1	1	0	0	1	1	0	0	1.3
at Saint Joseph's	Jan. 29	0	21:27	2-4	.500	0-2	.000	0-0	.000	2	1	3	1.3	2	0	0	0	0	0	4	1.4
Saint Louis	Feb. 5	--	--	--	--	--	--	--	--	--	--	--	--	--	--	--	--	--	--	--	--
at St. Bonaventure	Feb. 9	--	--	--	--	--	--	--	--	--	--	--	--	--	--	--	--	--	--	--	--
George Mason	Feb. 11	--	--	--	--	--	--	--	--	--	--	--	--	--	--	--	--	--	--	--	--
TOTAL		0	132:28	8-20	.400	5-13	.385	2-2	1.000	9	11	20	1.3	13	0	0	9	4	3	23	1.4

KULESZA'S CAREER STATS

SEASON	TEAM	GP-GS	MIN/AVG	Field Goals		3-Point		F-Throws		Rebounds				Scoring						
				FG-FGA	FG%	3FG-3FGA	3FG%	FT-FTA	FT%	OFF	DEF	TOT	AVG	PF	FO	A	TO	BLK	STL	PTS
2020-21	UMass	7-0	78/11.1	5-18	.278	1-9	.111	2-2	1.000	5	7	12	1.7	11-0	4	2	2	3	13	1.9
TOTAL		7-0	78/11.1	5-18	.278	1-9	.111	2-2	1.000	5	7	12	1.7	11-0	4	2	2	3	13	1.9

UNIVERSITY OF MASSACHUSETTS WOMEN'S BASKETBALL PLAYER BIOS



23 BER'NYAH MAYO

(burr-NYE-uh)

5-6 // SOPHOMORE // GUARD

WILMINGTON, DEL. // ST. ELIZABETH'S

CAREER HONORS

Atlantic 10 Rookie of the Week (3/1/21)

MAJOR: Education

CAREER BESTS

Pts: 20, vs. VCU, 2/26/21
Rebs: 10, twice, last vs. Harvard, 11/12/21
FGM: 8, vs. VCU, 2/26/21
FGA: 14, twice, last vs. Harvard, 11/12/21
3FGM: 4, twice, last at St. Bonaventure, 2/9/22
3FGA: 10, vs. Harvard, 11/12/21
FTM: 6, at VCU, 1/15/21
FTA: 8, 3x, last at Columbia 12/11/21
Ast: 6, 3x, last vs. Iona, 11/16/21
Blk: 2, twice, last vs. Charlotte, 3/20/21
Stl: 6, 3x, last vs. Harvard, 11/2/21
Min: 41, vs. Saint Joseph's, 3/11/21

2020-21 – Freshman: Appeared in all 24 contests ... Averaged 9.0 points, 3.4 rebounds and 3.0 assists over 33.5 minutes per game ... Scored in double figures in 10 games on the season ... Totaled a season-high 20 points vs. VCU (2/26) ... Grabbed seven rebounds at Saint Louis (1/22) to mark a season-high ... Had a season best six assists against Saint Louis (3/11).

Before UMass: Was the No. 3 ranked player in Delaware in the state's 2019-20 preseason rankings ... Played for head coach Dan Cooney at St. Elizabeth High School ... Also part of the Lady Sharks/Alyssa Thomas Elite AAU program led by Jordan Elgart ... Captained St. Elizabeth to the Delaware Elite Eight as a sophomore and Final Four as a junior ... Delaware All-State First Team ... Crossed the 1,000-point milestone as a junior and had a career-high 41-point performance as a sophomore.

Coach Verdi on Mayo: "Ber'Nyah is a dynamic combo scoring guard. She can score at all three levels. She may be small, but she is mighty. She can create for herself and others. In late-game situations, she wants the ball in her hands. She'll add a tremendous amount of value to our team."

Mayo on UMass: "I chose UMass because from the first day I stepped on campus it felt like home. The coaching staff made me want to be a part of something special and gave me the feeling that UMass was the best program for my future."

MAYO'S GAME-BY-GAME STATS

Opponent	Date	gs	min	Total		3-Pt		FT		Rebounds				Scoring							
				fg-fga	pct	3fg-fga	pct	ft-fta	pct	off	def	tot	avg	pf	fo	ast	t/o	blk	stl	pts	avg
Central Conn. State	Nov. 9	1	22:11	5-8	.625	1-2	.500	1-2	.500	2	8	10	10.0	2	0	5	1	0	3	12	12.0
Harvard	Nov. 12	1	33:38	5-14	.357	4-10	.400	3-8	.375	2	8	10	10.0	1	0	4	3	1	6	17	14.5
Iona	Nov. 16	1	28:36	0-2	.000	0-1	.000	0-0	.000	0	1	1	7.0	3	0	6	2	0	0	0	9.7
at Holy Cross	Nov. 19	1	38:34	5-7	.714	0-1	.000	0-0	.000	1	4	5	6.5	1	0	3	2	0	3	10	9.8
at Providence	Nov. 23	1	39:33	4-9	.444	2-4	.500	0-2	.000	1	2	3	5.8	0	0	1	2	0	2	10	9.8
vs. South Dakota State	Nov. 26	1	37:55	4-7	.571	2-3	.667	2-2	1.000	0	4	4	5.5	0	0	2	1	0	2	12	10.2
vs. Kent State	Nov. 27	1	37:20	2-9	.222	0-4	.000	2-2	1.000	1	5	6	5.6	2	0	3	1	0	2	6	9.6
vs. #13 Iowa State	Nov. 28	1	34:19	5-10	.500	3-6	.500	0-0	.000	1	2	3	5.3	1	0	2	0	1	1	13	10.0
Fairfield	Dec. 1	1	36:25	3-8	.375	2-5	.400	0-0	.000	1	5	6	5.3	1	0	4	3	0	1	8	9.8
UMass Lowell	Dec. 5	1	28:40	1-9	.111	0-4	.000	3-4	.750	0	2	2	5.0	3	0	1	5	0	4	5	9.3
Boston College	Dec. 8	1	34:45	5-9	.556	0-1	.000	4-6	.667	2	2	4	4.9	1	0	2	6	0	3	14	9.7
at Columbia	Dec. 11	1	37:23	2-5	.400	1-2	.500	5-8	.625	0	5	5	4.9	3	0	1	1	0	2	10	9.8
Vermont	Dec. 19	1	36:39	4-8	.500	2-4	.500	0-0	.000	1	2	3	4.8	2	0	1	0	0	1	10	9.8
at Hartford	Dec. 22	1	31:23	6-9	.667	2-3	.667	0-0	.000	1	5	6	4.9	2	0	5	2	0	5	14	10.1
at VCU	Jan. 12	1	34:08	4-7	.571	3-4	.750	0-1	.000	1	2	3	4.7	1	0	1	2	0	2	11	10.1
at Richmond	Jan. 15	1	29:12	3-10	.300	0-3	.000	1-2	.500	0	4	4	4.7	4	0	0	3	0	1	7	9.9
at Rhode Island	Jan. 17	1	40:00	3-6	.500	0-2	.000	4-5	.800	0	2	2	4.5	3	0	2	1	0	2	10	9.9
Dayton	Jan. 19	1	38:30	2-8	.250	0-2	.000	2-4	.500	1	3	4	4.5	1	0	1	1	1	3	6	9.7
at George Washington	Jan. 22	1	34:57	2-9	.222	0-2	.000	2-2	1.000	0	5	5	4.5	0	0	3	1	0	3	6	9.5
Rhode Island	Jan. 26	1	36:26	6-13	.462	1-3	.333	1-1	1.000	1	5	6	4.6	3	0	5	1	0	2	14	9.8
at Saint Joseph's	Jan. 29	1	29:20	3-7	.429	1-1	1.000	1-2	.500	2	6	8	4.8	3	0	1	2	0	3	8	9.7
Saint Louis	Feb. 5	1	40:00	4-8	.500	1-3	.333	0-0	.000	0	6	6	4.8	2	0	2	1	0	2	9	9.6
at St. Bonaventure	Feb. 9	1	40:00	6-13	.462	4-7	.571	2-3	.667	0	3	3	4.7	1	0	1	0	0	2	18	10.0
George Mason	Feb. 11	1	26:53	2-7	.286	1-2	.500	0-0	.000	0	3	3	4.7	2	0	1	0	0	1	5	9.8
TOTAL		24	826:47	86-202	.426	30-79	.380	33-54	.611	18	94	112	4.7	42	0	57	41	3	56	235	9.8

MAYO'S CAREER STATS

SEASON	TEAM	GP-GS	MIN/AVG	Field Goals		3-Point		F-Throws		Rebounds				Scoring						
				FG-FGA	FG%	3FG-3FGA	3FG%	FT-FTA	FT%	OFF	DEF	TOT	AVG	PF-FO	A	TO	BLK	STL	PTS	AVG
2020-21	UMass	24-24	804/33.5	78-194	.402	23-72	.319	38-61	.623	21	61	82	3.4	45-0	71	53	4	49	217	9.0
TOTAL		24-24	804/33.5	78-194	.402	23-72	.319	38-61	.623	21	61	82	3.4	45-0	71	53	4	49	217	9.0

UNIVERSITY OF MASSACHUSETTS WOMEN'S BASKETBALL PLAYER BIOS



30 ANGELIQUE NGALAKULONDI

(gala-kuh-LON-dee)

6-2 // JUNIOR // FORWARD

MANCHESTER, N.H. // PROCTOR ACADEMY

MAJOR: Sociology

CAREER BESTS

- Pts:** 20, at St. Bonaventure, 2/9/22
- Rebs:** 14, at Columbia, 12/11/21
- FGM:** 9, at St. Bonaventure, 2/9/22
- FGA:** 13, at Columbia, 12/11/21
- 3FGM:** -
- 3FGA:** -
- FTM:** 6, at Richmond, 1/15/22
- FTA:** 8, twice, last at Richmond, 1/15/22
- Ast:** 4, at George Washington, 1/22/22
- Blk:** 4, vs. Kent State, 11/27/21
- Stl:** 2, 7x, last vs. Rhode Island, 1/26/22
- Min:** 35, at Richmond, 1/15/22

2020-21 – Sophomore: Played in 17 contests off the bench ... Averaged 4.9 points, 3.3 rebounds and 0.2 assists over 11.4 minutes per game ... Scored a career-high 19 points in the Atlantic 10 Championship game vs. VCU (3/14) on 8-for-9 shooting ... Seven of Ngalakulondi's nine rebounds in that game were on the offensive end and directly led to 10 UMass points ... Pulled down boards again in the WNIT vs. Ohio (3/22) ... Totaled a season-high two assists vs. Fordham (3/12) and a season best three blocks at VCU (3/14).

2019-20 – Freshman: Saw time off the bench in the first 12 games of the season ... Had a season-high 11 points at St. John's (11/25) and 12 rebounds vs. Hartford (11/17) ... Contributed 1.3 blocks per game, including three stops vs. Brown (11/21) ... Grabbed two steals vs. Providence (11/9).

NGALAKULONDI'S GAME-BY-GAME STATS

Opponent	Date	gs	min	Total		3-Pt		FT		Rebounds				Scoring							
				fg-fga	pct	3fg-fga	pct	ft-fa	pct	off	def	tot	avg	pf	fo	ast	t/o	blk	stl	pts	avg
Central Conn. State	Nov. 9	0	21:16	5-6	.833	0-0	.000	4-8	.500	3	2	5	5.0	2	0	0	1	0	1	14	14.0
Harvard	Nov. 12	0	18:05	2-4	.500	0-0	.000	0-0	.000	5	4	8	6.5	3	0	2	0	1	1	4	9.0
Iona	Nov. 16	0	19:00	6-9	.667	0-0	.000	2-3	.667	0	5	5	6.0	2	0	1	1	1	2	14	10.7
at Holy Cross	Nov. 19	0	14:19	3-4	.750	0-0	.000	3-5	.600	4	5	9	6.8	5	0	0	0	0	0	9	10.3
at Providence	Nov. 23	0	21:48	6-7	.857	0-0	.000	5-6	.833	7	4	11	7.6	0	0	1	0	2	0	17	11.6
vs. South Dakota State	Nov. 26	0	19:55	4-6	.667	0-0	.000	1-1	1.000	2	3	5	7.2	4	0	0	0	0	1	9	11.2
vs. Kent State	Nov. 27	0	28:39	3-4	.750	0-0	.000	0-2	.000	3	3	6	7.0	0	0	0	0	4	1	6	10.4
vs. #13 Iowa State	Nov. 28	0	28:51	5-7	.714	0-0	.000	4-5	.800	4	2	6	6.9	3	0	1	0	2	1	14	10.9
Fairfield	Dec. 1	0	17:52	2-4	.500	0-0	.000	3-4	.750	3	2	5	6.7	0	0	0	0	1	0	7	10.4
UMass Lowell	Dec. 5	0	21:40	2-6	.333	0-0	.000	1-4	.250	6	0	6	6.6	2	0	0	2	2	2	5	9.9
Boston College	Dec. 8	1	27:17	3-7	.429	0-0	.000	1-4	.250	5	3	8	6.7	4	0	1	1	0	1	7	9.6
at Columbia	Dec. 11	1	24:36	6-13	.462	0-0	.000	1-5	.200	11	3	14	7.3	3	0	2	0	2	0	13	9.9
Vermont	Dec. 19	1	31:48	8-12	.667	0-0	.000	1-1	1.000	8	3	11	7.6	2	0	2	5	2	0	17	10.5
at Hartford	Dec. 22	1	21:30	6-9	.667	0-0	.000	2-2	1.000	1	2	3	7.3	2	0	0	1	0	2	14	10.7
at VCU	Jan. 12	1	25:41	2-4	.500	0-0	.000	1-2	.500	4	1	5	7.1	4	0	1	1	2	0	5	10.3
at Richmond	Jan. 15	1	34:14	4-10	.400	0-0	.000	6-8	.750	7	6	13	7.5	2	0	1	2	1	1	14	10.6
at Rhode Island	Jan. 17	1	13:26	1-1	1.000	0-0	.000	0-0	.000	1	2	3	7.2	3	0	0	2	3	0	2	10.1
Dayton	Jan. 19	1	23:50	3-6	.500	0-0	.000	0-0	.000	2	1	3	7.0	3	0	1	2	1	1	6	9.8
at George Washington	Jan. 22	1	22:60	2-3	.667	0-0	.000	3-4	.750	1	3	4	6.8	5	1	4	0	0	0	7	9.7
Rhode Island	Jan. 26	1	14:16	0-1	.000	0-0	.000	0-0	.000	1	1	2	6.6	2	0	1	0	0	2	0	9.2
at Saint Joseph's	Jan. 29	1	13:21	2-6	.333	0-0	.000	0-0	.000	3	0	3	6.4	4	0	0	3	0	1	4	9.0
Saint Louis	Feb. 5	1	22:58	2-3	.667	0-0	.000	2-2	1.000	1	1	2	6.2	2	0	0	2	1	1	6	8.8
at St. Bonaventure	Feb. 9	1	20:37	9-10	.900	0-0	.000	2-3	.667	1	1	2	6.0	3	0	0	1	0	0	20	9.3
George Mason	Feb. 11	1	19:11	2-3	.667	0-0	.000	2-2	1.000	0	1	1	5.8	0	0	0	1	0	0	6	9.2
TOTAL		14	526:10	88-145	.607	0-0	.000	44-71	.620	83	57	140	5.8	60	1	18	25	25	18	220	9.2

NGALAKULONDI'S CAREER STATS

SEASON	TEAM	GP-GS	MIN/AVG	Field Goals		3-Point		F-Throws		Rebounds				Scoring						
				FG-FGA	FG%	3FG-3FGA	3FG%	FT-FTA	FT%	OFF	DEF	TOT	AVG	PF-FO	A	TO	BLK	STL	PTS	AVG
2019-20	UMass	12-0	220/18.3	20-45	.444	0-0	.000	15-23	.652	26	33	59	4.9	32-2	4	13	15	5	55	4.6
2020-21	UMass	17-0	192/11.3	33-55	.600	0-0	.000	18-23	.783	34	22	56	3.3	22-0	3	16	10	5	84	4.9
TOTAL		29-0	412/14.2	53-100	.530	0-0	.000	33-46	.717	60	55	115	4.0	54-2	7	29	25	10	139	4.8

UNIVERSITY OF MASSACHUSETTS WOMEN'S BASKETBALL PLAYER BIOS



3 DESTINEY PHILOXY

(fuh-lock-see)

5-7 // SENIOR // GUARD

QUEENS, N.Y. // SOUTH SHORE

CAREER HONORS

- Captain (2020-21)
- 2021 Atlantic 10 All-Championship Team
- 2020-21 Atlantic 10 All-Conference Second Team
- 2018-19 Atlantic 10 All-Rookie Team

MAJOR: Communication

CAREER BESTS

- Pts:** 28, vs. Saint Louis, 3/13/21
- Rebs:** 8, twice, last at La Salle, 1/3/21
- FGM:** 11, vs. Saint Louis, 3/13/21
- FGA:** 19, vs. Iowa State, 11/28/21
- 3FGM:** 4, 3x, last vs. Fairfield, 12/1/21
- 3FGA:** 9, vs. Iowa State, 11/28/21
- FTM:** 9, twice, last vs. Kent State, 11/27/21
- FTA:** 15, vs. Kent State, 11/27/21
- Asst:** 11, twice, last at Hartford, 12/22/21
- Blk:** 3, vs. Boston College, 12/8/21
- Stl:** 4, 5x, last vs. George Mason, 2/11/22
- Min:** 44, vs. Saint Joseph's, 3/11/21

2020-21 – Junior: Played in all 24 contests and averaged 35.3 minutes each night ... Scored in double figures in 12 contests ... Ranked No. 8 in the nation, and first in the Atlantic 10 conference, in assists, totaling 156 ... Nationally was tied for fifth, and led the A-10 conference, with 6.5 assists per game ... Tallied a season best 28 points vs. Saint Louis (3/12) on 11-for-17 shooting ... Recorded a double-double against Davidson (1/8), pouring in 13 points and grabbing a career-high-tying 11 assists.

2019-20 – Sophomore: Played in 28 games, missing a brief stretch due to injury ... Made 16 starts on the season ... Averaged 10.4 points, 3.6 rebounds and 3.5 assists

PHILOXY'S GAME-BY-GAME STATS

Opponent	Date	gs	min	Total		3-Pt		FT		Rebounds				Scoring							
				fg-fga	pct	3fg-fga	pct	ft-fa	pct	off	def	tot	avg	pf	fo	ast	t/o	blk	stl	pts	avg
Central Conn. State	Nov. 9	1	34:19	6-9	.667	0-1	.000	1-3	.333	0	4	4	4.0	2	0	10	3	0	2	13	13.0
Harvard	Nov. 12	1	38:11	3-9	.333	1-5	.200	2-3	.667	0	6	6	5.0	0	0	9	3	0	1	9	11.0
Iona	Nov. 16	1	32:19	3-8	.375	2-5	.400	2-2	1.000	2	2	4	4.7	2	0	6	6	0	2	10	10.7
at Holy Cross	Nov. 19	1	30:07	2-5	.400	0-2	.000	1-2	.500	1	2	3	4.3	1	0	0	3	0	0	5	9.3
at Providence	Nov. 23	1	31:15	2-8	.250	1-2	.500	0-0	.000	0	4	4	4.2	3	0	6	5	0	1	5	8.4
vs. South Dakota State	Nov. 26	1	24:08	3-9	.333	3-4	.750	2-2	1.000	1	1	2	3.8	4	0	2	4	0	0	11	8.8
vs. Kent State	Nov. 27	1	37:02	5-11	.455	2-7	.286	9-15	.600	0	6	6	4.1	4	0	2	3	1	1	21	10.6
vs. #13 Iowa State	Nov. 28	1	37:33	5-19	.263	3-9	.333	2-4	.500	1	2	3	4.0	4	0	5	3	2	0	15	11.1
Fairfield	Dec. 1	1	33:11	5-7	.714	4-4	1.000	3-4	.750	0	4	4	4.0	3	0	9	4	0	1	17	11.8
UMass Lowell	Dec. 5	1	38:27	3-12	.250	0-3	.000	3-4	.750	0	4	4	4.0	2	0	4	2	0	3	9	11.5
Boston College	Dec. 8	1	36:40	3-8	.375	0-1	.000	7-9	.778	1	5	6	4.2	5	1	2	5	3	1	13	11.6
at Columbia	Dec. 11	1	38:21	4-14	.286	1-5	.200	5-6	.833	1	4	5	4.3	3	0	6	0	0	1	14	11.8
Vermont	Dec. 19	1	37:21	2-10	.200	0-3	.000	4-4	1.000	1	6	7	4.5	0	0	6	3	0	2	8	11.5
at Hartford	Dec. 22	1	29:38	3-6	.500	0-2	.000	3-3	1.000	0	3	3	4.4	3	0	11	3	1	2	9	11.4
at VCU	Jan. 12	1	35:39	5-7	.714	1-2	.500	2-2	1.000	0	4	4	4.3	3	0	6	3	0	1	13	11.5
at Richmond	Jan. 15	1	41:21	4-13	.308	0-4	.000	3-4	.750	0	0	0	4.1	4	0	4	3	1	3	11	11.4
at Rhode Island	Jan. 17	1	38:53	4-9	.444	0-2	.000	3-6	.500	1	0	1	3.9	1	0	5	3	1	1	11	11.4
Dayton	Jan. 19	1	36:53	5-9	.556	1-2	.500	8-8	1.000	0	4	4	3.9	3	0	5	6	0	2	19	11.8
at George Washington	Jan. 22	1	31:24	3-4	.750	2-3	.667	0-0	.000	0	1	1	3.7	1	0	3	6	2	2	8	11.6
Rhode Island	Jan. 26	1	33:00	2-10	.200	1-7	.143	4-4	1.000	0	2	2	3.7	1	0	4	4	1	0	9	11.5
at Saint Joseph's	Jan. 29	1	32:36	4-4	1.000	3-3	1.000	2-2	1.000	2	5	7	3.8	2	0	8	2	0	1	13	11.6
Saint Louis	Feb. 5	1	40:00	8-12	.667	1-3	.333	3-5	.600	2	1	3	3.8	2	0	6	5	1	3	20	12.0
at St. Bonaventure	Feb. 9	1	34:56	3-9	.333	0-3	.000	1-1	1.000	1	1	2	3.7	4	0	6	5	0	0	7	11.7
George Mason	Feb. 11	1	35:04	3-8	.375	0-1	.000	0-0	.000	1	5	6	3.8	2	0	10	1	1	4	6	11.5
TOTAL		24	838:18	90-220	.409	26-83	.313	70-93	.753	15	76	91	3.8	59	1	135	85	14	34	276	11.5

PHILOXY'S CAREER STATS

SEASON	TEAM	GP-GS	MIN/AVG	Field Goals		3-Point		F-Throws		Rebounds				Scoring						
				FG-FGA	FG%	3FG-3FGA	3FG%	FT-FTA	FT%	OFF	DEF	TOT	AVG	PF-FO	A	TO	BLK	STL	PTS	AVG
2018-19	UMass	29-5	633/21.8	111-231	.481	11-39	.282	79-115	.687	16	67	83	2.9	59-0	88	65	4	39	312	10.8
2019-20	UMass	28-16	707/25.2	105-247	.425	18-57	.316	62-87	.713	32	70	102	3.6	65-3	97	65	9	38	290	10.4
2020-21	UMass	24-24	846/35.2	88-216	.407	25-81	.309	74-111	.667	15	76	91	3.8	62-1	156	89	10	35	275	11.5
TOTAL		81-45	2186/27.0	304-694	.438	54-177	.305	215-313	.687	63	213	276	3.4	186-4	341	219	23	112	877	10.8

UNIVERSITY OF MASSACHUSETTS WOMEN'S BASKETBALL PLAYER BIOS



33 MICHELLE PRUITT

5-11 // GRADUATE STUDENT // FORWARD
CHICAGO, ILL. // HOMEWOOD-FLOSSMOR // UTEP

MAJOR:

CAREER BESTS

Pts: 18, twice, last at FIU 2/13/21 (at UTEP)
Rebs: 13, twice, last vs. Mid. Tenn. 3/12/21 (at UTEP)
FGM: 9, at FIU 2/13/21 (at UTEP)
FGA: 13, twice, last at North. Ariz. 12/17/20 (at UTEP)
3FGM: -
3FGA: 1, vs. Boston College, 12/8/21
FTM: 6, vs. UAB 2/6/21 (at UTEP)
FTA: 10, vs. Fla. Atlantic 3/11/21 (at UTEP)
Ast: 4, twice, last vs. Fla. Atlantic, 2/22/21 (at UTEP)
Blk: 1, 6x, last vs. George Mason, 2/11/22
Stl: 2, twice, last vs. New Mexico St. 11/23/19 (at UTEP)
Min: 15, vs. Boston College, 12/8/21

Before UMass: Played in 53 games at UTEP from 2019-21, making nine starts and averaging 16.4 minutes per contest ... In a 2020-21 campaign impacted by the COVID-19 pandemic, Pruitt turned in 9.3 points per night, second on the team, to go with 6.7 rebounds helping the Miners reach the Conference USA Semifinals ... Also spent time at Miami Dade College and Stetson ... An honorable-mention WBCA All-American and first-team All-Region after averaging a double-double (16.4 ppg and 10.4 rpg) in 2018-19 ... Ranked a Top-100 JUCO player and No. 25-rated power forward according to the Dan Olson Collegiate Girls Basketball Report ... Named A-SUN All-Rookie Team in 2017-18.

PRUITT'S GAME-BY-GAME STATS

Opponent	Date	gs	min	Total		3-Pt		FT		Rebounds				Scoring							
				fg-fga	pct	3fg-fga	pct	ft-fga	pct	off	def	tot	avg	pf	fo	ast	t/o	blk	stl	pts	avg
Central Conn. State	Nov. 9	0	08:07	0-3	.000	0-0	.000	0-0	.000	0	3	3	3.0	1	0	0	1	1	0	0	0.0
Harvard	Nov. 12	0	03:39	0-0	.000	0-0	.000	0-0	.000	0	0	0	1.5	1	0	0	0	0	0	0	0.0
Iona	Nov. 16	0	10:58	2-2	1.000	0-0	.000	0-0	.000	0	3	3	2.0	2	0	0	2	0	0	4	1.3
at Holy Cross	Nov. 19	--	--	--	--	--	--	--	--	--	--	--	--	--	--	--	--	--	--	--	--
at Providence	Nov. 23	0	01:56	0-0	.000	0-0	.000	0-0	.000	0	0	0	1.5	0	0	0	0	0	0	0	1.0
vs. South Dakota State	Nov. 26	0	02:05	0-1	.000	0-0	.000	0-0	.000	0	0	0	1.2	0	0	0	1	0	0	0	0.8
vs. Kent State	Nov. 27	--	--	--	--	--	--	--	--	--	--	--	--	--	--	--	--	--	--	--	--
vs. #13 Iowa State	Nov. 28	--	--	--	--	--	--	--	--	--	--	--	--	--	--	--	--	--	--	--	--
Fairfield	Dec. 1	--	--	--	--	--	--	--	--	--	--	--	--	--	--	--	--	--	--	--	--
UMass Lowell	Dec. 5	--	--	--	--	--	--	--	--	--	--	--	--	--	--	--	--	--	--	--	--
Boston College	Dec. 8	0	14:13	1-4	.250	0-1	.000	0-0	.000	2	1	3	1.5	0	0	0	0	0	0	2	1.0
at Columbia	Dec. 11	--	--	--	--	--	--	--	--	--	--	--	--	--	--	--	--	--	--	--	--
Vermont	Dec. 19	--	--	--	--	--	--	--	--	--	--	--	--	--	--	--	--	--	--	--	--
at Hartford	Dec. 22	0	10:39	1-4	.250	0-0	.000	1-2	.500	1	0	1	1.4	2	0	0	1	0	1	3	1.3
at VCU	Jan. 12	--	--	--	--	--	--	--	--	--	--	--	--	--	--	--	--	--	--	--	--
at Richmond	Jan. 15	--	--	--	--	--	--	--	--	--	--	--	--	--	--	--	--	--	--	--	--
at Rhode Island	Jan. 17	--	--	--	--	--	--	--	--	--	--	--	--	--	--	--	--	--	--	--	--
Dayton	Jan. 19	0	05:45	1-4	.250	0-0	.000	1-2	.500	0	0	0	1.3	0	0	0	0	0	0	3	1.5
at George Washington	Jan. 22	--	--	--	--	--	--	--	--	--	--	--	--	--	--	--	--	--	--	--	--
Rhode Island	Jan. 26	0	05:24	0-1	.000	0-0	.000	0-0	.000	0	1	1	1.2	0	0	0	0	0	0	0	1.3
at Saint Joseph's	Jan. 29	0	03:44	1-1	1.000	0-0	.000	0-0	.000	1	0	1	1.2	1	0	0	0	0	0	2	1.4
Saint Louis	Feb. 5	0	05:39	0-0	.000	0-0	.000	0-0	.000	0	0	0	1.1	0	0	0	2	0	0	0	1.3
at St. Bonaventure	Feb. 9	0	06:53	1-3	.333	0-0	.000	0-0	.000	1	1	2	1.2	0	0	0	0	0	0	2	1.3
George Mason	Feb. 11	0	11:41	2-3	.667	0-0	.000	0-0	.000	0	2	2	1.2	0	0	2	0	1	0	4	1.5
TOTAL		0	90:42	9-26	.346	0-1	.000	2-4	.500	5	11	16	1.2	7	0	0	7	2	1	20	1.5

PRUITT'S CAREER STATS

SEASON	TEAM	GP-GS	MIN/AVG	Field Goals		3-Point		F-Throws		Rebounds				Scoring						
				FG-FGA	FG%	3FG-3FGA	3FG%	FT-FTA	FT%	OFF	DEF	TOT	AVG	PF-FO	A	TO	BLK	STL	PTS	AVG
2019-20	UTEP	28-8	347/12.4	67-123	.545	0-0	.000	27-51	.529	48	37	85	3.0	23-0	12	31	0	8	161	5.8
2020-21	UTEP	25-1	525/21.0	97-170	.571	0-0	.000	39-77	.506	78	90	168	6.7	37-0	25	47	4	7	233	9.3
TOTAL FOR UMass		0-0	0/0.0	0-0	.000	0-0	.000	0-0	.000	0	0	0	0.0	0-0	0	0	0	0	0	0.0
TOTAL		53-9	872/16.4	164-293	.560	0-0	.000	66-128	.516	126	127	253	4.8	60-0	37	78	4	15	394	7.4

UNIVERSITY OF MASSACHUSETTS WOMEN'S BASKETBALL PLAYER BIOS



1 SYDNEY TAYLOR

5-9 // JUNIOR // GUARD

HUNTINGTON STATION, N.Y. // ST. ANTHONY'S

CAREER HONORS

2021 Atlantic 10 All-Championship Team

MAJOR: Public Health

CAREER BESTS

Pts: 32, at VCU, 1/12/22
Rebs: 9, twice, last at Columbia, 12/11/21
FGM: 12, at VCU, 1/12/22
FGA: 22, at Providence, 11/23/21
3FGM: 6, 3x, last vs. George Mason, 2/11/22
3FGA: 14, twice, last vs. Fairfield, 12/1/21
FTM: 6, 3x, last vs. South Dakota State, 11/26/21
FTA: 8, vs. South Dakota State, 11/26/21
Ast: 7, vs. Charlotte, 3/20/21
Blk: 1, 3x, last vs. Harvard, 11/12/21
Stl: 4, twice, last at St. Bonaventure, 2/9/22
Min: 43, at Richmond, 1/15/22

2020-21 – Sophomore: Started in all 24 games, averaging 34.3 minutes per game ... Scored a career-high 27 points in the victories over Davidson (1/8) and Fordham (3/12) ... Made a season-high 10 field goals, including six three-pointers against Davidson (1/8) ... Totaled seven assists vs. Charlotte (3/20), marking a season best.

2019-20 – Freshman: Played in 17 games as a reserve, averaging 6.1 minutes per contest ... Made her collegiate debut against Merrimack (11/5), contributing nine points, four rebounds and a pair of steals ... Scored a season-high 11 points in the win over Brown (11/21) ... Dished out two assists vs. Merrimack and Hartford (11/17).

TAYLOR'S GAME-BY-GAME STATS

Opponent	Date	gs	min	Total		3-Pt		FT		Rebounds				Scoring							
				fg-fga	pct	3fg-fga	pct	ft-fa	pct	off	def	tot	avg	pf	fo	ast	t/o	blk	stl	pts	avg
Central Conn. State	Nov. 9	1	32:21	7-11	.636	1-5	.200	1-2	.500	2	2	4	4.0	2	0	3	2	0	0	16	16.0
Harvard	Nov. 12	1	36:11	6-17	.353	4-11	.364	1-2	.500	1	2	3	3.5	2	0	0	1	1	0	17	16.5
Iona	Nov. 16	1	23:44	10-12	.833	5-6	.833	0-1	.000	2	3	5	4.0	4	0	3	2	0	1	25	19.3
at Holy Cross	Nov. 19	1	36:37	4-13	.308	1-6	.167	4-7	.571	2	4	6	4.5	4	0	1	2	0	0	13	17.8
at Providence	Nov. 23	1	38:51	10-22	.455	3-12	.250	3-4	.750	2	3	5	4.6	2	0	3	2	0	3	26	19.4
vs. South Dakota State	Nov. 26	1	36:10	7-14	.500	3-8	.375	6-8	.750	3	2	5	4.7	0	0	3	3	0	1	23	20.0
vs. Kent State	Nov. 27	1	36:11	5-15	.333	2-10	.200	4-6	.667	1	0	1	4.1	2	0	0	1	0	0	16	19.4
vs. #13 Iowa State	Nov. 28	1	32:09	0-4	.000	0-3	.000	2-2	1.000	0	3	3	4.0	4	0	0	3	0	0	2	17.3
Fairfield	Dec. 1	1	37:35	4-16	.250	4-14	.286	0-0	.000	3	6	9	4.6	1	0	1	3	0	0	12	16.7
UMass Lowell	Dec. 5	1	33:48	2-10	.200	2-6	.333	1-2	.500	1	1	2	4.3	3	0	1	2	0	0	7	15.7
Boston College	Dec. 8	1	37:22	2-16	.125	206	.333	4-5	.800	1	3	4	4.3	4	0	1	4	0	1	10	15.2
at Columbia	Dec. 11	1	36:11	6-16	.375	3-9	.333	4-4	1.000	3	6	9	4.7	3	0	1	3	0	0	19	15.5
Vermont	Dec. 19	1	36:05	8-17	.471	2-8	.250	1-1	1.000	0	5	5	4.7	3	0	3	3	0	1	19	15.8
at Hartford	Dec. 22	1	25:21	8-11	.727	2-4	.500	0-1	.000	1	1	2	4.5	2	0	2	2	0	1	18	15.9
at VCU	Jan. 12	1	36:26	12-21	.571	6-12	.500	2-2	1.000	1	3	4	4.5	2	0	3	3	0	0	32	17.0
at Richmond	Jan. 15	1	42:32	7-16	.438	2-6	.333	0-0	.000	1	3	4	4.4	2	0	1	3	0	2	16	16.9
at Rhode Island	Jan. 17	1	30:14	2-9	.222	2-7	.286	0-0	.000	0	2	2	4.3	3	0	1	1	0	0	6	16.3
Dayton	Jan. 19	1	29:59	1-10	.100	0-3	.000	0-0	.000	1	2	3	4.2	1	0	0	3	0	2	2	15.5
at George Washington	Jan. 22	1	33:41	5-8	.625	2-3	.667	5-7	.714	1	4	5	4.3	2	0	1	4	0	0	17	15.6
Rhode Island	Jan. 26	1	33:54	2-10	.200	1-6	.167	0-0	.000	0	2	2	4.2	2	0	0	1	0	0	5	15.1
at Saint Joseph's	Jan. 29	1	35:06	5-16	.313	3-8	.375	4-6	.667	1	4	5	4.2	1	0	4	1	0	2	17	15.1
Saint Louis	Feb. 5	1	38:09	10-19	.526	2-5	.400	0-0	.000	2	6	8	4.4	1	0	3	1	0	0	22	15.5
at St. Bonaventure	Feb. 9	1	37:07	4-12	.333	3-8	.375	0-0	.000	2	6	8	4.5	4	0	4	4	0	4	11	15.3
George Mason	Feb. 11	1	34:56	8-17	.471	6-12	.500	5-6	.833	2	1	3	4.5	4	0	5	4	0	1	27	15.8
TOTAL		24	831:31	135-332	.407	61-178	.343	47-66	.712	33	74	107	4.5	58	0	44	58	1	19	378	15.8

TAYLOR'S CAREER STATS

SEASON	TEAM	GP-GS	MIN/AVG	Field Goals		3-Point		F-Throws		Rebounds				Scoring						
				FG-FGA	FG%	3FG-3FGA	3FG%	FT-FTA	FT%	OFF	DEF	TOT	AVG	PF-FO	A	TO	BLK	STL	PTS	AVG
2019-20	UMass	17-0	104/6.1	12-48	.250	4-26	.154	4-6	.667	5	10	15	0.9	11-0	8	8	1	4	32	1.9
2020-21	UMass	24-24	825/34.4	126-310	.406	59-182	.324	64-82	.780	20	71	91	3.8	68-1	30	41	1	29	375	15.6
TOTAL		41-24	930/22.7	138-358	.385	63-208	.303	68-88	.773	25	81	106	2.6	79-1	38	49	2	33	407	9.9

UNIVERSITY OF MASSACHUSETTS WOMEN'S BASKETBALL PLAYER BIOS



5 MAKENNAH WHITE

6-2 // SOPHOMORE // FORWARD

FARRELL, PA. // WEST MIDDLESEX

MAJOR: Public Health

CAREER BESTS

Pts: 13, vs. George Mason, 2/11/22
Rebs: 11, at Fairfield, 12/3/20
FGM: 6, 4x, last vs. George Mason, 2/11/22
FGA: 11, 3x, last at Saint Joseph's, 1/29/22
3FGM: -
3FGA: 2, vs. Saint Joseph's, 3/11/21
FTM: 4, at Providence, 11/23/21
FTA: 6, twice, last vs. Fordham, 1/10/21
Ast: 4, vs. VCU, 2/26/21
Blk: 2, vs. Central Connecticut State, 11/9/21
Stl: 2, twice, last vs. Central Conn. St., 11/9/21
Min: 37, vs. Saint Joseph's, 3/11/21

2020-21 – Freshman: Appeared in 24 games, starting in eight ... Made her collegiate debut at Bryant (11/25), collecting two points and four rebounds ... Poured in a season-high 12 points vs. Richmond (2/28) ... Pulled down 11 assists at Fairfield (12/3) for a season-best ... Reached double figures in five games on the season.

Before UMass: Standout at West Middlesex High School under head coach Mike Williams, also played for Robert Cash with the Western PA Bruins ... Won district championships with West Middlesex each of her first three seasons ... Captured a PIAA state title as a junior ... All-Region First Team selection ... All-State First Team as a junior and Third Team as a sophomore ... Crossed the 1,000-point milestone as a junior ... Named a captain as a junior and senior ... Also lettered in volleyball and softball.

WHITE'S GAME-BY-GAME STATS

Opponent	Date	gs	min	Total		3-Pt		FT		Rebounds				Scoring							
				fg-fga	pct	3fg-fga	pct	ft-fta	pct	off	def	tot	avg	pf	fo	ast	t/o	blk	stl	pts	avg
Central Conn. State	Nov. 9	1	20:52	0-4	.000	0-0	.000	2-4	.500	1	2	3	3.0	1	0	1	3	2	2	2	2.0
Harvard	Nov. 12	1	21:55	2-6	.333	0-0	.000	0-0	.000	3	2	5	4.0	3	0	1	1	1	0	4	3.0
Iona	Nov. 16	1	17:58	5-8	.625	0-0	.000	1-2	.500	1	2	3	3.7	3	0	1	1	0	0	11	5.7
at Holy Cross	Nov. 19	1	25:41	1-7	.143	0-1	.000	1-2	.500	4	2	6	4.3	4	0	0	3	0	0	3	5.0
at Providence	Nov. 23	1	22:59	4-6	.667	0-0	.000	4-4	1.000	3	4	7	4.8	3	0	0	0	0	0	12	6.4
vs. South Dakota State	Nov. 26	1	20:49	0-5	.000	0-0	.000	2-4	.500	3	6	9	5.5	3	0	0	3	0	1	2	5.7
vs. Kent State	Nov. 27	1	11:21	1-3	.333	0-0	.000	1-2	.500	2	4	6	5.6	2	0	1	1	1	1	3	5.3
vs. #13 Iowa State	Nov. 28	1	32:09	0-4	.000	0-0	.000	2-2	1.000	0	3	3	4.0	4	0	0	3	0	0	2	5.1
Fairfield	Dec. 1	1	22:08	3-5	.600	0-0	.000	2-2	1.000	4	5	9	6.0	1	0	2	3	1	0	8	5.4
UMass Lowell	Dec. 5	1	19:32	1-2	.500	0-0	.000	2-2	1.000	2	3	5	5.9	1	0	2	2	0	0	4	5.3
Boston College	Dec. 8	--	--	--	--	--	--	--	--	--	--	--	--	--	--	--	--	--	--	--	--
at Columbia	Dec. 11	0	16:33	6-7	.857	0-0	.000	0-0	.000	1	2	3	5.6	2	0	0	2	0	1	12	5.9
Vermont	Dec. 19	0	08:12	0-5	.000	0-0	.000	0-0	.000	1	2	3	5.4	1	0	0	0	0	0	0	5.4
at Hartford	Dec. 22	0	17:51	5-6	.833	0-1	.000	0-0	.000	1	1	2	5.2	2	0	1	3	1	0	10	5.8
at VCU	Jan. 12	0	16:08	2-3	.667	0-0	.000	0-2	.000	0	3	3	5.0	2	0	2	1	1	1	4	5.6
at Richmond	Jan. 15	0	13:20	1-6	.167	0-0	.000	2-4	.500	2	2	4	4.9	0	0	0	2	0	0	4	5.5
at Rhode Island	Jan. 17	0	28:28	2-6	.333	0-0	.000	0-2	.000	1	3	4	4.9	3	0	0	1	1	0	4	5.4
Dayton	Jan. 19	0	11:18	1-3	.333	0-0	.000	0-0	.000	0	1	1	4.6	4	0	0	1	0	0	2	5.2
at George Washington	Jan. 22	0	17:53	0-6	.000	0-0	.000	3-4	.750	1	2	3	4.6	3	0	1	3	0	1	3	5.1
Rhode Island	Jan. 26	0	27:07	6-10	.600	0-0	.000	0-0	.000	2	0	2	4.4	3	0	0	1	0	1	12	5.5
at Saint Joseph's	Jan. 29	0	27:14	4-11	.364	0-0	.000	0-0	.000	0	3	3	4.4	1	0	0	1	0	1	8	5.6
Saint Louis	Feb. 5	0	17:02	1-6	.167	0-0	.000	0-0	.000	2	7	9	4.6	1	0	0	1	0	0	2	5.4
at St. Bonaventure	Feb. 9	0	19:23	3-6	.500	0-0	.000	0-1	.000	3	4	7	4.7	1	0	1	0	0	0	6	5.5
George Mason	Feb. 11	0	22:48	6-10	.600	0-0	.000	1-2	.500	1	4	5	4.7	1	0	2	1	0	0	13	5.8
TOTAL		10	442:26	56-135	.415	0-2	.000	21-37	.568	41	67	108	4.7	49	0	15	35	9	9	133	5.8

WHITE'S CAREER STATS

SEASON TEAM	GP-GS	MIN/AVG	Field Goals		3-Point		F-Throws		Rebounds				Scoring						
			FG-FGA	FG%	3FG-3FGA	3FG%	FT-FTA	FT%	OFF	DEF	TOT	AVG	PF-FO	A	TO	BLK	STL	PTS	AVG
2020-21 UMass	24-8	394/16.4	56-122	.459	0-2	.000	25-45	.556	43	56	99	4.1	55-1	19	31	2	9	137	5.7
TOTAL	24-8	394/16.4	56-122	.459	0-2	.000	25-45	.556	43	56	99	4.1	55-1	19	31	2	9	137	5.7

UNIVERSITY OF MASSACHUSETTS WOMEN'S BASKETBALL HEADSHOT ROSTER



Sydney Taylor
G • 5-9 • Jr.
Huntington Station, N.Y.



Alexzeya Brooks
F • 5-9 • Fr.
Endicott, N.Y.



Destiney Philoxy
G • 5-7 • Sr.
Queens, N.Y.



Makannah White
F • 6-2 • Fr.
Farrell, Pa.



Natousha Harden
C • 6-4 • Fr.
New London, Conn.



Aisha Dabo
F • 6-1 • Fr.
Cumming, Ga.



Ber'Nyah Mayo
G • 5-6 • So.
Wilmington, Del.



Angelique Ngalakulondi
F • 6-2 • Jr.
Manchester, N.H.



Michelle Pruitt
F • 5-11 • Gr.
Chicago, Ill.



Sam Breen
F • 6-1 • Gr.
Gibsonia, Pa.




Stefanie Kulesza
G • 5-11 • Fr.
Wilmington, Del.



Tory Verdi
Head Coach




Mike Leflar
Associate Head Coach




Cassandra Callaway
Assistant Coach
Recruiting Coordinator



Lynne-Ann Kokoski
Assistant Coach



Jessica George '19
Director of Basketball
Operations



Sarah Shaw
Director of Scouting &
Video Operations



Kristen Hastings
Athletic Trainer



Boston Alverson
Sports Performance
Coach