

# UMASS FOOTBALL RECORD BOOK

## TABLE OF CONTENT AND MEDIA INFORMATION

### COMMUNICATION SERVICES

<b>Associate Director of Athletics</b>	Molly O'Mara
<b>Assistant Director of Athletics</b>	John Sinnett
<b>Associate Director, Communications</b>	Jillian Jakuba
<b>Associate Director, Communications</b>	Cody Lahl
<b>Primary Football Contact</b>	Molly O'Mara
<b>Cell Phone</b>	413-406-6434
<b>Email</b>	momara@umass.edu
<b>Secondary Football Contact</b>	Cody Lahl
<b>Cell Phone</b>	845-750-4225
<b>Email</b>	clahl@umass.edu
<b>Mailing Address</b>	Boyden Building Room 290 131 Commonwealth Ave., Amherst, MA 01003

### UMASS ON THE RADIO

- All UMass football games can be heard live on the UMass Sports Network, with WEEI 105.5 FM (Springfield/Western Massachusetts) serving as the flagship station. **Josh Maurer** is in his ninth season as the play-by-play announcer. He is joined by veteran color commentator **Matt Goldstein**, now in his 14th season calling games at UMass. **Mike Antonellis** will continue his role as sideline reporter while **Adam Frenier** serves as the in-studio host.

Here is the list of this year's affiliates on the UMass Sports Network:

- WEEI FM 105.5 FM (Springfield/Western Mass.)
- WCRN 830 AM (Worcester)
- WXKS 1200 AM (Boston)
- WATD 95.9 FM (Marshfield/Boston)
- All games will be streamed with live audio on UMassAthletics.com and via the Tune-In app for mobile devices and tablets.

### MEDIA POLICIES & PROCEDURES

#### MEDIA INFORMATION

- Molly O'Mara** of the UMass Athletic Communications Office will assist media members throughout the season in their coverage of Massachusetts football including issuing a weekly news release, daily news items, home game statistical packages, administering news conferences, practice and press box operations, credentialing and road-game access, among other services.
- Any questions about media policies should be directed to O'Mara at momara@umass.edu or (413) 406-6434.

#### PRACTICE COVERAGE

- Coverage of football practice stipulates consent with restrictions on reporting formations, strategies, special personnel shifts or injuries without prior questions directed to and answered by head coach **Mark Whipple**.

#### HOME GAME CREDENTIALING

- Credentials will be issued to professional members of media outlets that regularly cover University of Massachusetts Athletics and to regional, national or visiting professional journalists. Internet entities may or may not qualify for credentials and will be considered on a case-by-case basis.

#### MEDIA USAGE

- Usage of imagery, audio and video taken at University of Massachusetts Athletics events is restricted to editorial purposes. These guidelines are covered in materials issued to reporters, editors and photographers upon receipt of credentials and/or access. They include guidelines on live Internet reporting, notably live description of statistical and/or play-by-play and uses of visual imagery, rules strengthened for televised games.

#### FACILITIES ACCESS FOR MEDIA

- The team locker room, sports medicine center and strength and conditioning center are off limits to media.

### TABLE OF CONTENTS

<b>Table of Contents &amp; Media Information</b>	Page 1
<b>Quick Facts &amp; Team Information</b>	Page 2
<b>Numerical Roster</b>	Pages 3-4
<b>Alphabetical Roster</b>	Pages 5-6
<b>Head Coach Mark Whipple</b>	Pages 7-8
<b>Defensive Coordinator Tom Masella</b>	Page 9
<b>Special Teams Coordinator Mark Michaels</b>	Page 10
<b>Cornerbacks Coach Steve Costello</b>	Page 11
<b>Recruiting Coord. &amp; Inside Linebackers Coach Charles Walker</b>	Page 11
<b>Outside Linebackers Coach Matt Dawson</b>	Page 12
<b>Passing Game Coord. &amp; Wide Receivers Coach Spencer Whipple</b>	Page 12
<b>Offensive Line Coach Mike Foley</b>	Page 13
<b>Tight Ends Coach Jason Palermo</b>	Page 13
<b>Running Backs Coach Darrius Smith</b>	Page 14
<b>Quarterbacks Coach Scott Woodward</b>	Page 14
<b>Graduate Assistant Joe Kreinsen</b>	Page 15
<b>Graduate Assistant Anthony Rouzier</b>	Page 15
<b>Graduate Assistant Matt Schell</b>	Page 16
<b>Strength &amp; Conditioning Coach Joe Connolly</b>	Page 16
<b>Assistant Director of Operations J.P. Correia</b>	Page 17
<b>Equipment Manager Michael Scire</b>	Page 17
<b>Video Coordinator Bill Sisler</b>	Page 18
<b>Athletic Trainer Jennifer Brodeur</b>	Page 18
<b>Returning Player Bios</b>	Pages 19-34
<b>Incoming Player Bios</b>	Pages 35-43
<b>Individual and Team Records</b>	Pages 40-59
<b>UMass Football at McGuirk Stadium</b>	Page 60
<b>Year-By-Year Team History</b>	Page 61
<b>Head Coaching History</b>	Page 62
<b>Assistant Coaching History</b>	Page 63
<b>Team Chronology Through The Years</b>	Pages 64-67
<b>Milestone Games</b>	Page 67
<b>Game Results By Season</b>	Pages 68-75
<b>Series Records By Opponent</b>	Page 76
<b>All-Time Postseason Results and Records</b>	Page 77
<b>All-Time Postseason Box Scores</b>	Pages 78-87
<b>1998 National Championship Team Capsule</b>	Page 88
<b>All-Time Individual Honors</b>	Pages 89-92
<b>Minutemen In The Pros</b>	Pages 93-94
<b>Legendary Minutemen</b>	Pages 95-98
<b>All-Time Letterwinners</b>	Pages 99-107

# UMASS FOOTBALL RECORD BOOK

## 2016 QUICK FACTS

### UNIVERSITY INFORMATION

Location	Amherst, Mass., 01003
Founded	1863
Enrollment	29,269
Chancellor	Dr. Kumble Subbaswamy (Bangalore University, 1969)
Athletic Director	Ryan Bamford (Ithaca, 2000)
Nickname	Minutemen
Colors	Maroon (PMS 506), White, Cool Grey, Black
Affiliation	NCAA Division I FBS
Conference (Season)	Independent (First)
Home Field	Gillette Stadium (68,756, fieldturf and lights); McGuirk Stadium (17,000, fieldturf and lights)

### COMMUNICATIONS

Associate A.D./Football Contact	Molly O'Mara (Massachusetts, 2004)
O'Mara's Office Phone	413-545-6523
O'Mara's Cell Phone	413-406-6434
O'Mara's Email Address	momara@umass.edu
Website	UMassAthletics.com
Twitter	@UMassAthletics, @UMassFootball, @CoachWhipUMass
Gillette Stadium Press Box Phone	508-698-1960
McGuirk Stadium Press Box Phone	413-545-3550

### COACHES | STAFF

Head Coach/Offensive Coordinator	Mark Whipple (Brown, 1979/Ninth Season)
Defensive Coordinator/Safeties	Tom Masella (Wagner, 1981/Third Season)
Special Teams Coordinator/Outside Linebackers	Mark Michaels (UConn, 1986/Second Season)
Cornerbacks	Steve Costello (Massachusetts, 2014/Second Season)
Defensive Line/Special Teams	Matt Dawson (Massachusetts, 2001/First Season)
Recruiting Coordinator/Inside LBs	Charles Walker (Massachusetts, 2008/Third Season)
Passing Game Coordinator/Wide Receivers	Spencer Whipple (Miami, 2012/Third Season)
Offensive Line	Mike Foley (Colgate, 1978/First Season)
Tight Ends	Jason Palermo (Wisconsin, 2005/First Season)
Running Backs	Darrius Smith (Frostburg State, 1995/Second Season)
Quarterbacks	Scott Woodward (Massachusetts, 2009/Third Season)
Offensive Graduate Assistant	Joe Kreinsen (Westfield State, 2014/Third Season)
Defensive Graduate Assistant	Anthony Rouzier (Massachusetts, 2009/Second Season)
Defensive Graduate Assistant	Matt Schell (Massachusetts, 2015/First Season)
Director of Operations	Paul Gorham (New Hampshire, 1984/Third Season)
Assistant Director of Operations	J.P. Correia (Massachusetts, 2015/Second Season)
Associate Head Athletic Trainer	Jennifer Brodeur (Ohio University, 1991/10th Season)
Strength and Conditioning	Joe Connolly (Hartford, 2004/First Season)
Video Coordinator	Bill Sisler (James Madison, 1995/17th Season)
Equipment Manager	Michael Scire (Massachusetts, 2008/Second Season)
Football Phone	413-545-2026

### 2016 SCHEDULE

DATE	OPPONENT (TV)	LOCATION	TIME
Sept. 3	at Florida (SEC Network)	Gainesville, Fla.	7:30 p.m.
Sept. 10	Boston College (ESPN3)	Foxboro, Mass. (Gillette Stadium)	12 p.m.
Sept. 17	FIU	Amherst, Mass. (McGuirk Stadium)	3:30 p.m.
Sept. 24	Mississippi State (ASN/ESPN3)	Foxboro, Mass. (Gillette Stadium)	3:30 p.m.
Oct. 1	Tulane (ASN/ESPN3)	Amherst, Mass. (McGuirk Stadium)	3:30 p.m.
Oct. 8	at Old Dominion (C-USA TV)	Norfolk, Va.	6 p.m.
Oct. 15	Louisiana Tech (ASN/ESPN3)	Foxboro, Mass. (Gillette Stadium)	3:30 p.m.
Oct. 22	at South Carolina	Columbia, S.C.	TBA
Oct. 29	Wagner	Amherst, Mass. (McGuirk Stadium)	1 p.m.
Nov. 5	at Troy	Troy, Ala.	TBA
Nov. 19	at BYU	Provo, Utah	TBA
Nov. 26	at Hawai'i	Honolulu, Hawai'i	11 p.m. ET/6 p.m. HT

### 2016 TEAM INFORMATION

#### STARTERS RETURNING (8)

##### OFFENSE (4)

#	NAME	POS.	2015 STATISTICS
19	Shakur Nesmith	WR	15 receptions, 204 yards, 3 TDs, 22.7 ypg
68	Elijah Wilkinson	RT	Started 11 games at right tackle
71	Michael Boland	RG	Started 12 games at right guard
73	Fabian Hoeller	LG	Started 12 games at left guard

##### DEFENSE (4)

#	Name	Pos.	2015 Statistics
5	Peter Angeh	DT	33 tackles, 3.5 TFL, 1.5 sacks, 1 FR
95	Sha-Ki Holines	DT	33 tackles, 9.0 TFL, 1.5 sacks, 2 QB hurries
8	Shane Huber	LB	95 tackles (2nd on team), 2.5 TFL, 2 FF
2	Zeke Edmonds	LB/DB	44 tackles, 1.0 TFL, 5 PBU, 1 QB hurry

#### SPECIALISTS

#	NAME	POS.	2015 STATISTICS
99	Logan Laurent	PK	8-12 FG, 25-25 PAT, led team with 49 pts
99	Logan Laurent	P	63 punts, 2,660 yds, 42.2 ypp, 15 I20, 13 50+
53	Nick Berus	LS	--
48	James Allen	KR	34 ret, 785 yds, 23.1 ypr, 1 TD

#### STARTERS LOST (14)

##### OFFENSE (7)

#	NAME	POS.	2015 STATISTICS
7	Blake Frohnapfel	QB	266-472 passing (56.4%), 2919 yards, 16 TDs
6	Jamal Wilson	RB	390 net rushing yards, 4.4 ypc, 6 rushing TDs
33	Rodney Mills	FB/TE	477 receiving yards, 14.5 ypc, 3 TDs
1	Tajae Sharpe	WR	111 receptions, 1319 yards, 5 TDs, 109.9 ypg
10	Marken Michel	WR	31 receptions, 370 yards, 4 TDs, 41.1 ypg
77	Tyrell Smith	LT	Started 11 games at left tackle
78	Matt Sparks	C	Started 12 games at center

##### DEFENSE (7)

#	NAME	POS.	2015 STATISTICS
3	Kassan Messiah	LB/DE	64 tackles, 6.5 TFL, 4.0 sacks, 2 PBU
17	Jovan Santos-Knox	LB	131 tackles (led team), 9.0 TFL, 3.5 sacks, 3 PBU
54	Trey Seals	LB/DE	36 tackles, 4.5 TFL, 1 PBU
4	Randall Jette	DB	45 tackles, 2.5 TFL, 6 PBU, 2 INT
25	Joey Colton	DB	90 tackles (3rd on team), 5.0 TFL, 3 PBU, 2 INT
1	Kelton Brackett	DB	29 tackles, 3 PBU, 2 INT, 1 FR
9	Trey Dudley-Giles	DB	71 tackles, 3.5 TFL, 14 PBU, 4 INT, 1 FF, 1 FR

#### SPECIALISTS

#	NAME	POS.	2015 STATISTICS
23	Blake Lucas	KO	54 KO, 3238 yds, 60.0 ypk
7	Blake Frohnapfel	H	--
9	Trey Dudley-Giles	PR	13 ret, 113 yds, 8.7 ypr

Offense	Pro Set
Defense	3-4
2015 Record	3-9
2015 Conference Record/Finish	2-6/t-5th (MAC East)
Last Bowl Appearance	1972 Boardwalk Bowl (W, 35-14)
Letterwinners Returning/Lost	35/26
Starters Returning/Lost	8/14
Offense: 14/14 • Defense: 18/11 • Specialists: 3/1	
Offense: 4/7 • Defense: 4/7 • Specialists: 4/3	
All-Time Record	564-566-51

# UMASS FOOTBALL RECORD BOOK

## 2016 TEAM ROSTER (NUMERICAL)

NO.	NAME	POS.	HT./WT.	YEAR	EXP.	RS YEAR	HOMETOWN/PREVIOUS SCHOOL(S)
2	Ross Comis	QB	6-0/200	RS So.	1L	2014	Weirton, W.Va./Madonna HS
2	Zeke Edmonds	S	6-0/207	Jr.	2L	-	West Palm Beach, Fla./Royal Palm Beach HS
3	Lee Moses	S	5-11/193	So.	1L	-	Warwick, R.I./Bishop Hendricken HS
4	James Allen	CB	5-8/155	So.	1L	-	Ft. Lauderdale, Fla./St. Thomas Aquinas HS
4	Sekai Lindsay	RB	5-8/215	So.	1L	-	Melbourne, Fla./Palm Bay HS
5	Peter Angeh	DL	6-1/266	Sr.	3L	-	Silver Spring, Md./The Bullis School
5	Dan Jonah	WR	5-11/195	RS Sr.	1L	2014	West Springfield, Mass./West Springfield HS
6	Tedrick Lowery	S	6-0/221	Jr.	TR	-	Austin, Texas/Akins HS/Tyler J.C.
6	Sadiq Palmer	WR	6-1/175	Fr.	HS	-	Red Bank, N.J./Red Bank Regional HS
7	Andrew Ford	QB	6-3/205	RS So.	TR	2014	Camp Hill, Pa./Cedar Cliff HS/Virginia Tech/Lackawanna C.C.
8	Shane Huber	ILB	6-3/237	RS Jr.	2L	2014	Basking Ridge, N.J./St. Peter's Prep
8	Marquis Young	RB	6-0/205	So.	1L	-	Fairport, N.Y./Fairport HS/Milford Academy
10	Brennon Dingle	WR	5-9/174	Fr.	HS	-	Baltimore, Md./Perry Hall HS
11	Roderick Jones, Jr.	OLB	6-2/260	RS Jr.	TR	2014	Seattle, Wash./Federal Way HS/City College of San Francisco
12	Todd Stafford	TE	6-7/267	RS Jr.	SQ	2013	Riverside, Conn./Brunswick School
13	James Bowe, Jr.	ILB	6-0/192	Fr.	HS	-	Miami, Fla./Killian HS
13	Randall West	QB	6-4/233	RS Fr.	SQ	2015	Moorestown, N.J./Lawrenceville School
14	Shaquille Harris	TE	6-0/245	RS Jr.	2L	2014	Palmetto, Fla./Palmetto HS
17	James Sosinski	QB	6-7/262	RS Fr.	SQ	2015	Chandler, Ariz./Hamilton HS
18	Taylor Edwards	TE	6-4/260	Fr.	HS	-	Wilmington, Del./Alexis I. DuPont HS
19	Shakur Nesmith	WR	6-4/206	RS Jr.	2L	2013	Philadelphia, Pa./Imhotep HS
20	Jordin Hamilton	CB	5-10/172	Jr.	1L	-	Paradise Valley, Ariz./Chaparral HS/Scottsdale C.C.
21	Khary Bailey-Smith	S	6-2/203	RS Sr.	3L	2015	Weymouth, Mass./Weymouth HS
21	Marcus Odiah	RB	6-0/197	Fr.	HS	-	Burlington, Mass./Burlington HS
22	Bilal Ally	RB	5-10/190	Fr.	HS	-	Jacksonville, Fla./Clay HS
22	Micah Morel	S	5-11/195	So.	SQ	2015	Brockton, Mass./Brockton HS/Milford Academy
23	Andy Isabella	WR	5-9/186	So.	1L	-	Mayfield, Ohio/Mayfield HS
23	Michael Schreiner	K/P	6-0/220	Fr.	HS	-	Webster, N.Y./Thomas HS
24	Charan Singh	S	6-1/197	RS So.	1L	2014	Murrysville, Pa./Franklin Regional HS
25	Patrick Amara, Jr.	S	6-2/208	Jr.	TR	-	Philadelphia, Pa./West Catholic HS/Pittsburgh
25	Connor Lemieux	WR	6-0/199	RS Jr.	1L	2013	Fitchburg, Mass./Fitchburg HS
27	Jesse Monteiro	S	5-9/179	RS Jr.	2L	2013	Brockton, Mass./Tabor Academy
28	Jackson Porter	CB	6-1/197	RS Jr.	2L	2013	Ellicott City, Md./Mt. Hebron HS
29	Martin Mangram	CB	5-11/182	Fr.	HS	-	Buford, Ga./Buford HS
31	Mike Caggiano	K	5-11/176	So.	1L	-	Manalapan, N.J./Manalapan HS
32	Tyshaun Ingram	S	6-0/208	Fr.	HS	-	Orlando, Fla./Winter Park HS
34	Steve Casali	ILB	6-1/236	RS Jr.	2L	2013	Farmingville, N.Y./Sachem East HS
35	Colbert Calhoun	ILB	5-11/219	Jr.	TR	-	East Riverside, Calif./John W. North HS/San Bernardino Valley College
36	Cycoby Burch	S	5-11/182	Fr.	HS	-	Orlando, Fla./Oak Ridge HS
37	Andrew Libby	FB	6-1/223	Jr.	2L	-	Saco, Maine/Thornton Academy
38	Nick Orekoya	RB	5-9/203	Fr.	HS	-	Billerica, Mass./Everett HS (Ma.)/Avon Old Farms
39	Isaiah Rodgers	CB	5-10/155	Fr.	HS	-	Tampa, Fla./Blake HS
40	Jon Lucier	TE	6-6/217	RS So.	SQ	2014	Holden, Mass./Wachusett Regional HS
41	Da'Sean Downey	OLB	6-4/225	Jr.	2L	-	White Plains, N.Y./Woodlands HS/Canterbury School
42	John Robinson-Woodgett	FB	6-1/247	RS Sr.	3L	2013	Springfield, Mass./Cathedral HS/Worcester Academy
43	Brandon Mangram	CB	5-10/179	RS Fr.	SQ	2015	Buford, Ga./Buford HS
44	Peter Ngobidi	OLB	6-2/221	Sr.	3L	-	Hyde Park, Mass./Catholic Memorial HS
45	Bakhari Goodson	CB	5-10/167	Fr.	HS	-	Orlando, Fla./Wekiva HS
45	Malik Lee	FB	6-1/267	Jr.	TR	-	Mashpee, Mass./Mashpee HS/Cape Cod Tech/Dean College
46	Lucas Amato	ILB	6-1/220	RS Jr.	2L	2013	Yarmouth, Mass./Salisbury School
46	Cole Morrison	TE	6-4/248	Fr.	HS	-	Dalton, Mass./Wahconah Regional HS
47	Michael Dowe, Jr.	OLB	6-1/246	RS Sr.	SQ	2013	Cromwell, Conn./Cromwell HS/Western New England

# UMASS FOOTBALL RECORD BOOK

## 2016 TEAM ROSTER (NUMERICAL)

NO.	NAME	POS.	HT./WT.	YEAR	EXP.	RS YEAR	HOMETOWN/PREVIOUS SCHOOL(S)
48	Randy Alay	K	5-11/269	Fr.	HS	-	Waltham, Mass./Waltham HS
49	Jeremy Rodriguez	ILB	6-1/227	RS So.	1L	2014	Hillsdale, N.J./Pope John HS/East Coast Prep
50	Mike Yerardi	OL	6-4/306	RS Fr.	SQ	2015	Cohasset, Mass./Cohasset HS/Suffield Academy
51	Christian Appia	ILB	5-11/229	RS So.	1L	2014	Edison, N.J./Edison HS
51	Seamus Murray	OL	5-11/243	RS So.	SQ	2014	Marstons Mills, Mass./Barnstable HS
52	Vondell Langston	ILB	6-0/235	RS Sr.	SQ	2012	Everett, Mass./Everett HS
53	Nick Berus	LS	6-0/220	RS Jr.	2L	2013	Gibsonia, Pa./Pine-Richland HS
54	Leon Flanagan, Jr.	ILB	6-1/212	Fr.	HS	-	Staten Island, N.Y./Curtis HS
55	James Reilly	OL	6-3/282	Fr.	HS	-	Norwell, Mass./Norwell HS/Fork Union Military Academy
56	Joe Parsons	OL	6-4/280	RS Fr.	SQ	2015	Dover, Mass./Xaverian HS
56	Taylor Riggins	ILB	6-2/220	Fr.	HS	-	Webster, N.Y./Aquinas Institute
57	Raquan Thomas	OL	6-5/392	Fr.	HS	-	Philadelphia, Pa./Simon Gratz HS
58	Jack Driscoll	OL	6-5/294	RS Fr.	SQ	2015	Madison, Conn./Daniel Hand HS
58	Adam Tucker	ILB	6-1/192	Fr.	HS	-	Marshfield, Mass./Boston College HS
59	Larnel Coleman	DL	6-6/260	Fr.	HS	-	Malden, Mass./St. Clement HS
59	Peter Comaroto	LS	5-11/218	RS Fr.	SQ	2015	Burlingame, Calif./Junipero Serra HS
60	Enock Asante	DL	6-2/261	Sr.	3L	-	Trenton, N.J./Steinert HS
61	Joe Previte	DL	6-2/269	RS So.	SQ	2014	Brockton, Mass./Brockton HS/Northfield Mt. Hermon
63	Dom Cipriani	DL	6-3/290	Fr.	HS	-	Toronto, Canada/IMG Academy
65	Leyshaw Askew	DL	6-4/317	Fr.	HS	-	Paterson, N.J./Wayne Hills HS
66	Anthony Fernandez	OL	6-4/295	RS So.	SQ	2014	Rancho Cucamonga, Calif./Rancho Cucamonga HS
67	Dan DiNicola	OL	6-6/309	RS So.	SQ	2014	Walpole, Mass./Dexter School
68	Elijah Wilkinson	OL	6-5/329	Sr.	3L	-	Downingtown, Pa./Downingtown West HS
69	Basit Dennis	DL	6-1/268	RS So.	SQ	2014	Worcester, Mass./Worcester Academy
71	Michael Boland	OL	6-6/318	RS Sr.	3L	2013	Rockville, Md./Georgetown Prep
72	Derek Dumaïs	OL	6-5/318	RS Fr.	SQ	2015	Marblehead, Mass./Marblehead HS
73	Fabian Hoeller	OL	6-3/295	Sr.	3L	-	Roesrath, Germany/Freiherr-Vom-Stein School
74	Lukas Kolter	OL	6-4/324	Jr.	2L	-	Cologne, Germany/Cologne Crocodiles
75	DaVone Hall	DL	6-2/330	Jr.	TR	-	Brooklyn, N.Y./Sheepshead Bay HS/Orange Coast College/Butler C.C.
79	Jake Largay	OL	6-5/315	RS So.	1L	2014	East Hartland, Conn./Granby Memorial HS
80	Jalen Williams	WR	6-3/205	RS Sr.	1L	2015	Atlanta, Ga./North Cobb HS/Dean College
81	Adam Breneman	TE	6-4/250	RS Jr.	TR	2014	Mechanicsburg, Pa./Cedar Cliff HS/Penn State
81	Davis Clarke	S	5-10/190	RS Fr.	SQ	2015	Winchester, Mass./Winchester HS
83	Cody Banks	TE	6-7/257	Fr.	HS	-	Richmond, Va./Douglas Freeman HS
84	Alfred Adarkwah	WR	6-3/199	RS So.	SQ	2014	Worcester, Mass./Doherty Memorial HS
85	Avien Peah	TE	6-2/251	Fr.	HS	-	Providence, R.I./La Salle Academy
86	Elijah Robinson	WR	6-1/164	Fr.	HS	-	Montclair, NJ (Montclair HS)
87	Travis Reynolds	TE	6-5/252	So.	SQ	2015	Brisbane, Australia/Alexandra Hills HS
88	Bernard Davis	WR	6-2/192	RS Sr.	3L	2015	Lake Worth, Fla./Lake Worth HS
89	Patrick O'Reilly, IV	WR	6-3/200	Fr.	HS	-	Franklin, Mass./Franklin HS
90	Ali Ali-Musa	DL	6-2/274	Jr.	TR	-	Annandale, Va./Annandale HS/Nassau C.C.
90	Dejion Evans	WR	6-3/203	RS Fr.	SQ	2015	Boston, Mass./Catholic Memorial HS/Taft Prep
91	Jack Coveney	K	6-1/185	RS Fr.	SQ	2015	Grafton, Mass./St. John's HS
92	Theo Yongue	K	5-8/156	RS So.	SQ	2014	Nyack, N.Y./Nyack HS
93	Sharif Saleem	DL	6-5/251	Fr.	HS	-	Cleveland, Ohio/Euclid HS
94	Charly Timite	DL	6-3/307	Fr.	HS	-	Newark, N.J./Simon Gratz HS
95	Sha-Ki Holines	DL	6-3/257	RS Jr.	2L	2013	Springfield, Mass./Commerce HS/Connecticut
95	Kyle Horn	TE	6-5/230	RS Fr.	SQ	2015	Pembroke, Mass./Pembroke HS
96	Mario Patton	DL	6-0/297	RS Fr.	SQ	2015	Cleveland Heights, Ohio/Cleveland Heights HS
97	Aaron Kinsey	OLB	6-3/208	RS Fr.	SQ	2015	Miami, Fla./Northwestern HS
98	D'Shan Harley	OLB	6-5/215	RS Fr.	SQ	2015	Wichita Falls, Texas/Hirschi HS
99	Logan Laurent	K/P	6-4/217	RS Jr.	2L	2013	Temecula, Calif./Exeter HS (N.H.)

# UMASS FOOTBALL RECORD BOOK

## 2016 TEAM ROSTER (ALPHABETICAL)

NO.	NAME	POS.	HT./WT.	YEAR	EXP.	RS YEAR	HOMETOWN/PREVIOUS SCHOOL(S)
84	Alfred Adarkwah	WR	6-3/199	RS So.	SQ	2014	Worcester, Mass./Doherty Memorial HS
48	Randy Alay	K	5-11/269	Fr.	HS	-	Waltham, Mass./Waltham HS
90	Ali Ali-Musa	DL	6-2/274	Jr.	TR	-	Annandale, Va./Annandale HS/Nassau C.C.
4	James Allen	CB	5-8/155	So.	1L	-	Ft. Lauderdale, Fla./St. Thomas Aquinas HS
22	Bilal Ally	RB	5-10/190	Fr.	HS	-	Jacksonville, Fla./Clay HS
25	Patrick Amara, Jr.	S	6-2/208	Jr.	TR	-	Philadelphia, Pa./West Catholic HS/Pittsburgh
46	Lucas Amato	ILB	6-1/220	RS Jr.	2L	2013	Yarmouth, Mass./Salisbury School
5	Peter Angeh	DL	6-1/266	Sr.	3L	-	Silver Spring, Md./The Bullis School
51	Christian Appia	ILB	5-11/229	RS So.	1L	2014	Edison, N.J./Edison HS
60	Enock Asante	DL	6-2/261	Sr.	3L	-	Trenton, N.J./Steinert HS
65	Leyshawn Askew	DL	6-4/317	Fr.	HS	-	Paterson, N.J./Wayne Hills HS
21	Khary Bailey-Smith	S	6-2/203	RS Sr.	3L	2015	Weymouth, Mass./Weymouth HS
83	Cody Banks	TE	6-7/257	Fr.	HS	-	Richmond, Va./Douglas Freeman HS
53	Nick Berus	LS	6-0/220	RS Jr.	2L	2013	Gibsonia, Pa./Pine-Richland HS
71	Michael Boland	OL	6-6/318	RS Sr.	3L	2013	Rockville, Md./Georgetown Prep
13	James Bowe, Jr.	ILB	6-0/192	Fr.	HS	-	Miami, Fla./Killian HS
81	Adam Breneman	TE	6-4/250	RS Jr.	TR	2014	Mechanicsburg, Pa./Cedar Cliff HS/Penn State
36	Cycoby Burch	S	5-11/182	Fr.	HS	-	Orlando, Fla./Oak Ridge HS
31	Mike Caggiano	K	5-11/176	So.	1L	-	Manalapan, N.J./Manalapan HS
35	Colbert Calhoun	ILB	5-11/219	Jr.	TR	-	East Riverside, Calif./John W. North HS/San Bernardino Valley College
34	Steve Casali	ILB	6-1/236	RS Jr.	2L	2013	Farmingville, N.Y./Sachem East HS
63	Dom Cipriani	DL	6-3/290	Fr.	HS	-	Toronto, Canada/IMG Academy
81	Davis Clarke	S	5-10/190	RS Fr.	SQ	2015	Winchester, Mass./Winchester HS
59	Larnel Coleman	DL	6-6/260	Fr.	HS	-	Malden, Mass./St. Clement HS
59	Peter Comaroto	LS	5-11/218	RS Fr.	SQ	2015	Burlingame, Calif./Junipero Serra HS
2	Ross Comis	QB	6-0/200	RS So.	1L	2014	Weirton, W.Va./Madonna HS
91	Jack Coveney	K	6-1/185	RS Fr.	SQ	2015	Grafton, Mass./St. John's HS
88	Bernard Davis	WR	6-2/192	RS Sr.	3L	2015	Lake Worth, Fla./Lake Worth HS
69	Basit Dennis	DL	6-1/268	RS So.	SQ	2014	Worcester, Mass./Worcester Academy
10	Brennon Dingle	WR	5-9/174	Fr.	HS	-	Baltimore, Md./Perry Hall HS
67	Dan DiNicola	OL	6-6/309	RS So.	SQ	2014	Walpole, Mass./Dexter School
47	Michael Dowe, Jr.	OLB	6-1/246	RS-Sr.	SQ	2013	Cromwell, Conn./Cromwell HS/Western New England
41	Da'Sean Downey	OLB	6-4/225	Jr.	2L	-	White Plains, N.Y./Woodlands HS/Canterbury School
58	Jack Driscoll	OL	6-5/294	RS Fr.	SQ	2015	Madison, Conn./Daniel Hand HS
72	Derek Dumais	OL	6-5/318	RS Fr.	SQ	2015	Marblehead, Mass./Marblehead HS
2	Zeke Edmonds	S	6-0/207	Jr.	2L	-	West Palm Beach, Fla./Royal Palm Beach HS
18	Taylor Edwards	TE	6-4/260	Fr.	HS	-	Wilmington, Del./Alexis I. DuPont HS
90	Dejion Evans	WR	6-3/203	RS Fr.	SQ	2015	Boston, Mass./Catholic Memorial HS/Taft Prep
66	Anthony Fernandez	OL	6-4/295	RS So.	SQ	2014	Rancho Cucamonga, Calif./Rancho Cucamonga HS
54	Leon Flanagan, Jr.	ILB	6-1/212	Fr.	HS	-	Staten Island, N.Y./Curtis HS
7	Andrew Ford	QB	6-3/205	RS So.	TR	2014	Camp Hill, Pa./Cedar Cliff HS/Virginia Tech/Lackawanna C.C.
45	Bakhari Goodson	CB	5-10/167	Fr.	HS	-	Orlando, Fla./Wekiva HS
75	DaVone Hall	DL	6-2/330	Jr.	TR	-	Brooklyn, N.Y./Sheepshead Bay HS/Orange Coast College/Butler C.C.
20	Jordin Hamilton	CB	5-10/172	Jr.	1L	-	Paradise Valley, Ariz./Chaparral HS/Scottsdale C.C.
98	D'Shan Harley	OLB	6-5/215	RS Fr.	SQ	2015	Wichita Falls, Texas/Hirschi HS
14	Shaquille Harris	TE	6-0/245	RS Jr.	2L	2014	Palmetto, Fla./Palmetto HS
73	Fabian Hoeller	OL	6-3/295	Sr.	3L	-	Roesrath, Germany/Freiherr-Vom-Stein School
95	Sha-Ki Holines	DL	6-3/257	RS Jr.	2L	2013	Springfield, Mass./Commerce HS/Connecticut
95	Kyle Horn	TE	6-5/230	RS Fr.	SQ	2015	Pembroke, Mass./Pembroke HS
8	Shane Huber	ILB	6-3/237	RS Jr.	2L	2014	Basking Ridge, N.J./St. Peter's Prep
32	Tyshaun Ingram	S	6-0/208	Fr.	HS	-	Orlando, Fla./Winter Park HS
23	Andy Isabella	WR	5-9/186	So.	1L	-	Mayfield, Ohio/Mayfield HS



# UMASS FOOTBALL RECORD BOOK

## 2016 TEAM ROSTER (ALPHABETICAL)

NO.	NAME	POS.	HT./WT.	YEAR	EXP.	RS YEAR	HOMETOWN/PREVIOUS SCHOOL(S)
5	Dan Jonah	WR	5-11/195	RS Sr.	1L	2014	West Springfield, Mass./West Springfield HS
11	Roderick Jones, Jr.	OLB	6-2/260	RS Jr.	TR	2014	Seattle, Wash./Federal Way HS/City College of San Francisco
97	Aaron Kinsey	OLB	6-3/208	RS Fr.	SQ	2015	Miami, Fla./Northwestern HS
74	Lukas Kolter	OL	6-4/324	Jr.	2L	-	Cologne, Germany/Cologne Crocodiles
52	Vondell Langston	ILB	6-0/235	RS Sr.	SQ	2012	Everett, Mass./Everett HS
79	Jake Largay	OL	6-5/315	RS So.	1L	2014	East Hartland, Conn./Granby Memorial HS
99	Logan Laurent	K/P	6-4/217	RS Jr.	2L	2013	Temecula, Calif./Exeter HS (N.H.)
45	Malik Lee	FB	6-1/267	Jr.	TR	-	Mashpee, Mass./Mashpee HS/Cape Cod Tech/Dean College
25	Connor Lemieux	WR	6-0/199	RS Jr.	1L	2013	Fitchburg, Mass./Fitchburg HS
37	Andrew Libby	FB	6-1/223	Jr.	2L	-	Saco, Maine/Thornton Academy
4	Sekai Lindsay	RB	5-8/215	So.	1L	-	Melbourne, Fla./Palm Bay HS
6	Tedrick Lowery	S	6-0/221	Jr.	TR	-	Austin, Texas/Akins HS/Tyler J.C.
40	Jon Lucier	TE	6-6/217	RS-So.	SQ	2014	Holden, Mass./Wachusett Regional HS
43	Brandon Mangram	CB	5-10/179	RS Fr.	SQ	2015	Buford, Ga./Buford HS
29	Martin Mangram	CB	5-11/182	Fr.	HS	-	Buford, Ga./Buford HS
27	Jesse Monteiro	S	5-9/179	RS Jr.	2L	2013	Brockton, Mass./Tabor Academy
22	Micah Morel	S	5-11/195	So.	SQ	2015	Brockton, Mass./Brockton HS/Milford Academy
46	Cole Morrison	TE	6-4/248	Fr.	HS	-	Dalton, Mass./Wahconah Regional HS
3	Lee Moses	S	5-11/193	So.	1L	-	Warwick, R.I./Bishop Hendricken HS
51	Seamus Murray	OL	5-11/243	RS So.	SQ	2014	Marstons Mills, Mass./Barnstable HS
19	Shakur Nesmith	WR	6-4/206	RS Jr.	2L	2013	Philadelphia, Pa./Imhotep HS
44	Peter Ngobidi	OLB	6-2/221	Sr.	3L	-	Hyde Park, Mass./Catholic Memorial HS
21	Marcus Odiah	RB	6-0/197	Fr.	HS	-	Burlington, Mass./Burlington HS
89	Patrick O'Reilly, IV	WR	6-3/200	Fr.	HS	-	Franklin, Mass./Franklin HS
38	Nick Orekoya	RB	5-9/203	Fr.	HS	-	Billerica, Mass./Everett HS (Ma.)/Avon Old Farms
6	Sadiq Palmer	WR	6-1/175	Fr.	HS	-	Red Bank, N.J./Red Bank Regional HS
56	Joe Parsons	OL	6-4/280	RS Fr.	SQ	2015	Dover, Mass./Xaverian HS
96	Mario Patton	DL	6-0/297	RS Fr.	SQ	2015	Cleveland Heights, Ohio/Cleveland Heights HS
85	Avien Peah	TE	6-2/251	Fr.	HS	-	Providence, R.I./La Salle Academy
35	Peytton Pickett	RB	5-9/196	Fr.	HS	-	Arlington, Texas/Sam Houston HS
28	Jackson Porter	CB	6-1/197	RS Jr.	2L	2013	Ellicott City, Md./Mt. Hebron HS
61	Joe Previte	DL	6-2/269	RS So.	SQ	2014	Brockton, Mass./Brockton HS/Northfield Mt. Hermon
56	Taylor Riggins	ILB	6-2/220	Fr.	HS	-	Webster, N.Y./Aquinas Institute
55	James Reilly	OL	6-3/282	Fr.	HS	-	Norwell, Mass./Norwell HS/Fork Union Military Academy
87	Travis Reynolds	TE	6-5/252	So.	SQ	-	Brisbane, Australia/Alexandra Hills HS
86	Elijah Robinson	WR	6-1/164	Fr.	HS	-	Montclair, N.J./Montclair HS
42	John Robinson-Woodgett	FB	6-1/247	RS Sr.	3L	2013	Springfield, Mass./Cathedral HS/Worcester Academy
39	Isaiah Rodgers	CB	5-10/155	Fr.	HS	-	Tampa, Fla./Blake HS
49	Jeremy Rodriguez	ILB	6-1/227	RS So.	1L	2014	Hillsdale, N.J./Pope John HS/East Coast Prep
93	Sharif Saleem	DL	6-5/251	Fr.	HS	-	Cleveland, Ohio/Euclid HS
23	Michael Schreiner	K/P	6-0/220	Fr.	HS	-	Webster, N.Y./Thomas HS
24	Charan Singh	S	6-1/197	RS So.	1L	2014	Murrysville, Pa./Franklin Regional HS
17	James Sosinski	QB	6-7/262	RS Fr.	SQ	2015	Chandler, Ariz./Hamilton HS
12	Todd Stafford	TE	6-7/267	RS Jr.	SQ	2013	Riverside, Conn./Brunswick School
57	Raquan Thomas	OL	6-5/392	Fr.	HS	-	Philadelphia, Pa./Simon Gratz HS
94	Charly Timite	DL	6-3/307	Fr.	HS	-	Philadelphia, Pa./Simon Gratz HS
58	Adam Tucker	ILB	6-1/192	Fr.	HS	-	Marshfield, Mass./Boston College HS
13	Randall West	QB	6-4/233	RS Fr.	SQ	2015	Moorestown, N.J./Lawrenceville School
68	Elijah Wilkinson	OL	6-5/329	Sr.	3L	-	Downingtown, Pa./Downingtown West HS
80	Jalen Williams	WR	6-3/205	RS Sr.	1L	2015	Atlanta, Ga./North Cobb HS/Dean College
50	Mike Yerardi	OL	6-4/306	RS Fr.	SQ	2015	Cohasset, Mass./Cohasset HS/Suffield Academy
92	Theo Yongue	K	5-8/156	RS So.	SQ	2014	Nyack, N.Y./Nyack HS
8	Marquis Young	RB	6-0/205	So.	1L	-	Fairport, N.Y./Fairport HS/Milford Academy

# UMASS FOOTBALL RECORD BOOK

## HEAD COACH MARK WHIPPLE EIGHTH YEAR AT UMass 18TH YEAR AS HEAD COACH BROWN UNIVERSITY, 1979



Mark Whipple, the architect of one of the University of Massachusetts football program's most successful eras, was named the team's head coach on Jan. 14, 2014 for his second stint in Amherst. He was previously at the helm of the Minuteman program from 1998-2003 when he led the Minutemen to the NCAA I-AA National Championship in his first season while making two additional postseason appearances in the following five years.

Whipple is the second head coach of the program during the Football Bowl Subdivision at UMass. He is the fourth of the Minutemen's 29 all-time coaches to serve multiple tenures.

A 30-year coaching veteran of the collegiate and professional levels, Whipple is widely regarded for his prowess as an offensive coordinator and his ability to develop quarterbacks. He helped Ben Roethlisberger of the NFL's Pittsburgh Steelers win a Super Bowl in his second year, built the University of Miami's 2009 and 2010 offenses into two of its best all-time and his teams set 40 offensive records while at UMass.

"Sometimes, you need to go away to find out where your home is and I have found it," said Whipple during his introductory press conference. "I can make a bigger impact than I have ever made in my life with people young, old and in between at the University of Massachusetts and that's what I am really excited about. I believe in this place and it hit me after the interview when I drove around campus and then got out and walked. This is a special place and I will represent this University better than I ever have. I am trying to do it better than anyone ever has. People ask me, 'Why would you leave the NFL?' They haven't been to UMass. They haven't been to the University of Massachusetts."

Whipple brings more than 15 years of experience as a head coach with a 127-77 overall record, including a 55-44 mark at UMass. His coaching resume includes a National Coach of the Year award (1998), a Brown Athletic Hall of Fame induction (1996), an NFL Super Bowl Championship (2006) and a pair of collegiate bowl game appearances (2009, 2010).

"We are thrilled to welcome back one of the greatest coaches in the 135-year history of UMass football," said UMass Amherst Chancellor Kumble R. Subbaswamy. "Coach Whipple is committed to fostering a positive environment in which our student-athletes will thrive both athletically and academically. His passion for the flagship campus and his drive for excellence have already earned the support of alumni, faculty, students and fans. I am confident that, under Coach Whipple's leadership, Minuteman football will continue to improve and will excel at the FBS level."

Whipple last coached with the Cleveland Browns from 2011-12 where he served as quarterbacks coach. He worked with second-year quarterback Colt McCoy (2011) and rookie Brandon Weeden (2012) within the Browns' West Coast offensive scheme.

His most recent collegiate stop was at the University of Miami as the assistant head coach, offensive coordinator and quarterbacks coach during the 2009-10 seasons. During his time in Coral Gables, he guided the explosive Hurricane offense during two of their best statistical seasons in program history. Both years featured total yardage in excess of 5,000 yards with 2010's total of 5,483 standing as the third-most in program history.

In 2009, Whipple led Miami to its best offensive season since the national-title contending 2002 team. The Hurricanes put up 5,199 yards of offense becoming just the eighth team in school history to eclipse the 5,000-yard mark in total yards gained. Under Whipple's tutelage, quarterback Jacory Harris totaled the second-most pass completions (249), fourth-most passing yards (3,352) and sixth-most touchdowns (24) in a single season at Miami.

The 2010 Miami squad posted the fourth-best total rushing yardage in program history with 2,372 on the ground. Damien Berry led a stable of tailbacks with 899 yards and five touchdowns. The group overall averaged 182.5 yards on the ground per game with an average of 4.8 per carry.

Whipple spent the 2008 season as an offensive assistant coach with the Philadelphia Eagles, helping the team to an appearance in the NFC Championship game. Before joining the Eagles, he served as the quarterbacks coach of the Pittsburgh Steelers from 2004-06 where he was instrumental in the development of Roethlisberger, who became the youngest starting quarterback to win a Super Bowl as a rookie. In 2004, Roethlisberger became the first NFL quarterback to finish a season undefeated with a 13-0 record in games he started.

### WHIPPLE QUICK REFERENCE

<b>Hometown</b>	Tarrytown, N.Y.
<b>Education</b>	Brown, 1979 (B.S., political science)
<b>Family</b>	Wife, Brenda Sons, Spencer and Austin

Prior to his move to the NFL, Whipple spent 16 years as a collegiate head coach. In addition to his time at UMass, Whipple also led the Brown and New Haven programs.

At every stop in his college coaching career, the trademark of a Whipple team was a high-powered offense. His UMass teams rewrote the program's record book, setting more than 40 team records. In 1998, his national championship team posted school records in points scored (524), touchdowns (73), total yards (7,074), passing yards (4,050), completions (306) and first downs (354).

While at UMass, he posted a 49-26 (.653) record in six years (1998-2003), leading the Minutemen to a Division I-AA National Championship in his first season with the team in 1998. He also won three Atlantic 10 Conference Championships. He was named the American Football Coaches Association's GTE Division I-AA National Coach of the Year, while also receiving National Coach of the Year honors from Don Hansen's Football Gazette and finished runner-up for the Eddie Robinson Award, presented by The Sports Network.

In addition, Whipple was named the Scotty Whitelaw Division I-AA Coach of the Year by the New York Metropolitan Football Writers Association, and earned AFCA/GTE Region I Coach of the Year honors. In 2003, he earned Atlantic 10 Coach of the Year honors. He was selected as the New England Coach of the Year by the New England Football Writers and the Gridiron Club of Greater Boston in both 1998 and 2003. He posted five winning seasons in only six years as head coach with 17 different players earning All-America honors.

Taking over a program which finished 2-9 in 1997 and having had won just 19 games in the previous four seasons before his arrival, Whipple brought unparalleled success to the Minutemen under his leadership. Consider that in Whipple's six seasons on the sideline, UMass football captured a national title, won three conference championships, made consecutive NCAA I-AA playoff appearances for the first time ever and had three NCAA berths overall.

Introduced as the 26th coach in UMass history by then-athletic director Bob Marcum on Dec. 16, 1997, Whipple-coached teams posted a .500-or-better record 14 times. No UMass football coach reached the 20-win plateau faster than Whipple, who also owns five of the school's 11 all-time postseason victories.

In Whipple's rookie season at UMass, the Minutemen won a then school-record 12 games (broken by the 2006 NCAA national runner-up team) en route to the 1998 NCAA Division I-AA championship. UMass posted a record six victories over ranked opponents in 1998, including a 55-43 triumph over top-ranked and previously unbeaten Georgia Southern in the NCAA Championship game.

The Minutemen followed up Whipple's first campaign with another outstanding season in 1999. Armed with a lofty preseason ranking, UMass rebounded from a 1-3 start to post a 9-4 record and advance to the quarterfinals of the NCAA playoffs. Along the way, UMass tied the all-time school record for consecutive victories with eight, and also claimed a share of the 18th Atlantic 10 title in school history.

In 2000, UMass struggled with injuries to key players throughout the season, but was still able to post an overall record of 7-4, with three of the losses coming against teams which advanced to the Division I-AA playoffs. It marked the first time UMass had strung together three-straight winning seasons since a five-year run from 1977-1981. In addition, the Minutemen finished in third place in the Atlantic 10 with a 5-3 league mark, and handed Whipple his 100th career win with UMass' 29-21 season-ending victory at Rhode Island.

A young and inexperienced team was hit hard by injuries in 2001, finishing 3-8, but Whipple's 2002 Minutemen rebounded to post an overall record of 8-4. UMass tied for third place in the Atlantic 10 with a 6-3 mark in conference games, while downing two teams ranked in the top five in the nation (No. 2 Maine and No. 4 Villanova).

Whipple came to UMass following a four-year stint at his alma mater, Brown University. During his four years with the Bears (1994-97), Whipple compiled a 24-16 (.600) overall record without a losing season. His teams won more games in four years than the previous eight seasons at Brown combined.

Whipple led Brown to a 7-3 mark and a second-place finish in the Ivy League in his first season in 1994, posting the school's best record and first winning season since 1987. His squad capped the year with four consecutive victories, marking the first time since 1980 that Brown had accomplished that feat.

# UMASS FOOTBALL RECORD BOOK

## HEAD COACH MARK WHIPPLE

In 1995, the Brown offense set several single season school records, including most points (282), total offense (4,165 yards), passing offense (2,502 yards) and first downs (227). His 1996 team came within a play of the Ivy League title. Battling Dartmouth to the final minute of the game in the ninth week of the season, the Bears fell to the undefeated Big Green by three points. For the second straight year, Whipple's passing offense set a new school mark with 2,628 yards.

In 1997, his squad set Ivy League and school records for total offense (474.3 yards per game) and Brown records for single season first downs (233), passing yards (317.9 yards per game) and single game total offense (629 yards vs. Yale).

Before his tenure at Brown, Whipple spent six years at the University of New Haven (1988-93), where he posted an impressive 48-17 (.738) overall record as head coach and offensive coordinator, including two straight NCAA Division II playoff appearances in 1992 and 1993. The Chargers were ranked in the top 20 nationally in five of his six seasons at New Haven.

In 1992, he led the Chargers to a 12-1 mark, advancing to the NCAA semifinals and finishing with a No. 5 ranking nationally. The squad led all NCAA divisions in scoring offense (50.5 points per game) and total offense (587.7 yards per game).

Whipple guided the 1993 squad to a second-straight undefeated regular season (10-0) and a No. 2 national ranking, before falling in the NCAA quarterfinals. That team was named Sports Illustrated's "Best Offense in College Football", averaging 52.5 points and 557.6 yards of total offense per game.

Prior to his stint at New Haven, Whipple served as the offensive coordinator at the University of New Hampshire for two years. He was also a member of the coaching staff for the USFL's Arizona Wranglers under George Allen, assisting with the quarterbacks. Whipple was an assistant coach at Brown for one season (1983), working with the wide receivers. He began his coaching career as an assistant coach at St. Lawrence University (1980), before serving as the offensive coordinator at Union College for two years (1981-82).

A 1979 graduate of Brown University with a bachelor's degree in political science, Whipple was the starting quarterback for the Bears in 1977 and 1978 leading Brown to a 13-5 record and a pair of second-place Ivy League finishes. He was a member of the Bears' 1976 Ivy League Championship team, the first Ivy title in school history. During his three-year varsity career, he completed 175 of 340 passes for 2,365 yards and 13 touchdowns, while running for 518 yards and 10 touchdowns. A two-time honorable mention All-Ivy pick in football, Whipple also earned four varsity letters on the baseball diamond as Brown's starting shortstop. He was inducted into the Brown Athletic Hall of Fame in 1996.

Whipple was born in Tarrytown, N.Y. before moving to Phoenix, Ariz. at the age of nine. He is a graduate of Camelback High School where he was an all-state performer in both football and baseball. Whipple was named the Arizona Scholar-Athlete of the Year in 1975. He and his wife, Brenda, have two sons, Spencer and Austin. Spencer was a quarterback at UMass and the University of Miami where he graduated in 2012. He is currently UMass' passing game coordinator and wide receivers coach. Austin began his college career as a quarterback on the Penn State football team before enrolling at UMass prior to the 2014 season.

### WHAT THEY'RE SAYING ...

"Mark Whipple as a football coach is not just a great teacher, but an excellent motivator. The Pittsburgh Steelers won Super Bowl XL and he was an integral part of our success. The University of Massachusetts is getting a head coach who is a leader of men and committed to excellence, both on and off the field."

- *Bill Cowher*
- *Head Coach, Pittsburgh Steelers (1992-2006)*

"I'm excited for UMass in hiring Mark Whipple. I had the opportunity to work with him in Pittsburgh for a number of years and, not only is he a good football coach, but he's a good role model. I think he'll do a great job with those young men. He did a great job with a young quarterback named Ben Roethlisberger and we had some success, so I know he has a good offensive mind. He'll do great in the community. I think it's a great hire and I'm excited for the school."

- *Ken Whisenhunt*
- *Head Coach, Tennessee Titans (2014-15)*

"When I arrived, he had been brought in to guide the rebuilding of UMass football. Immediately he instilled confidence and toughness in the guys. He put us in a great place to succeed on the field in terms of knowing how to match up against our opponents. Coach Whipple got the most out of us as players and led us to successes I could not have imagined achieving before I arrived. He helped me develop as a quarterback and he helped us all maximize our potential as a team."

- *Todd Bankhead*
- *Quarterback, University of Massachusetts (1998-99)*

"I personally was fortunate enough to have him coach me my senior year. He was able to bring out more of my talent and our collective talent as a team. We were 2-9 the year before he arrived and then went out and won the national championship the next season with almost the same exact team. He had a way to motivate you to get the best out of you and get you to achieve things you did not think you would be able to do. With his motivation and leadership, a lot of us played to levels that people thought we could not reach."

- *Kerry Taylor*
- *Tight End, University of Massachusetts (1995-98)*

## WHIPPLE'S COACHING CAREER

### RECORD AS A HEAD COACH

YEAR	TEAM	W-L (PCT.)	POSTSEASON ACCOMPLISHMENTS
1988	New Haven	7-3 (.700)	-
1989	New Haven	8-2 (.800)	-
1990	New Haven	7-3 (.700)	-
1991	New Haven	3-7 (.300)	-
1992	New Haven	12-1 (.923)	NCAA Division II Semifinals
1993	New Haven	11-1 (.917)	NCAA Division II Second Round
1994	Brown	7-3 (.700)	-
1995	Brown	5-5 (.500)	-
1996	Brown	5-5 (.500)	-
1997	Brown	7-3 (.700)	-
1998	Massachusetts	12-3 (.800)	A-10 Champions; NCAA Division I-AA Champions
1999	Massachusetts	9-4 (.692)	A-10 Champions; NCAA I-AA Quarterfinals
2000	Massachusetts	7-4 (.636)	-
2001	Massachusetts	3-8 (.273)	-
2002	Massachusetts	8-4 (.667)	-
2003	Massachusetts	10-3 (.769)	A-10 Champions; NCAA Division I-AA First Round
2014	Massachusetts	3-9 (.250)	-
2015	Massachusetts	3-9 (.250)	-
<b>UMass Career</b>	<b>Eight Seasons</b>	<b>55-44 (.556)</b>	<b>3 A-10 Championships; 1 NCAA Championship</b>
	<b>18 Seasons</b>	<b>127-77 (.623)</b>	<b>3 Atlantic 10 Championships</b>
			<b>2 NCAA Division II Playoff Appearances</b>
			<b>3 NCAA Division I-AA Playoff Appearances</b>
			<b>1 NCAA Division I-AA National Championship</b>

### WHIPPLE'S COACHING CAREER

1980	St. Lawrence (assistant coach)
1981-82	Union College (offensive coordinator)
1983	Brown (wide receivers)
1984	Arizona Wranglers (USFL) (offensive quality control)
1986-87	New Hampshire (offensive coordinator)
1988-93	New Haven (head coach)
1994-97	Brown (head coach)
1998-2003, 2014-present	Massachusetts (head coach)
2004-2006	Pittsburgh Steelers (quarterbacks coach)
2008	Philadelphia Eagles (offensive assistant)
2009-2010	University of Miami (Ast. Head Coach/Offensive Coordinator/Quarterbacks)
2011-2012	Cleveland Browns (Quarterbacks Coach)

### BOWL GAMES AS A COACH (2)

2009 Champs Sports Bowl  
2010 Hyundai Sun Bowl

### HONORS AS A PLAYER

• Brown Athletic Hall of Fame Inductee in 1996

### COACHING ACCOMPLISHMENTS

- Coached UMass to the 1998 national championship
- 1998 National Coach of the Year
- 2003 Atlantic 10 Coach of the Year
- Helped Pittsburgh to Super Bowl win in Feb. 2006

### PROMINENT NFL PLAYERS COACHED

- Ben Roethlisberger • Pittsburgh Steelers
- Donovan McNabb • Philadelphia Eagles



# UMASS FOOTBALL RECORD BOOK

---

## 2016 COACHES AND STAFF



### Tom MASELLA

**Defensive Coordinator • Safeties Coach**  
**Fifth Year at UMass • Wagner, 1981**

Tom Masella's coaching career spans more than 30 years and eight different institutions. He has held head coaching duties at three different schools, Boston University, Central Connecticut and Fordham, with six of his teams winning conference championships when he was on staff.

The 2014 season saw Masella's return to Amherst as head coach Mark Whipple's defensive coordinator and secondary coach. Collectively during his time with the Minutemen, his players have earned four first-team all-conference honors and six second and third-team league accolades.

In 2015, under Masella's guidance seniors Joe Colton, Randall Jette and Trey Dudley-Giles amassed 206 collective tackles. Jette and Dudley-Giles also intercepted six passes for 80 yards.

Prior to his return to Amherst, he served at his alma mater, Wagner, for two seasons (2012, 2013) as associate head coach and offensive coordinator. In 2012, he helped the Seahawks capture the NEC Championship and advance to the second round of the NCAA FCS playoffs.

Masella was part of Fordham's staff from 2006-11. As head coach, he led the Rams to one of the greatest NCAA FCS turnarounds, taking the program from a 3-8 record in 2006 to an 8-4 campaign the following year. His 2007 season was also highlighted by a Patriot League Championship and a berth in the NCAA FCS playoffs.

At the end of 2007, he was named the Patriot League Coach of the Year as well as the AFCA Regional Co-Coach of the Year. Masella was also honored as the Bronx Sportsperson of the Year by the New York Daily News and was a finalist for the Eddie Robinson Award which is presented annually to the NCAA FCS National Coach of the Year. Masella coached in various capacities with the Rams through the 2011 season.

In a two-year stint as head coach at Central Connecticut, Masella guided the Blue Devils to a pair of Northeast Conference Championships in 2004 and 2005 - the school's first-ever football titles.

Masella's first stretch at Massachusetts came during the 2002 and 2003 seasons. The Minutemen won the 2003 Atlantic 10 Championship while his defense allowed an average of just 22.7 points per game, recovered 18 fumbles and made 27 sacks. That season, UMass finished No. 11 in the Sports Network I-AA poll with a 10-3 record.

Masella spent three seasons at Louisiana Tech where he helped turn the Bulldog defense into one of the nation's top units. With Masella on staff, Louisiana Tech was ranked in the top 25 (1999) and won two Western Athletic Conference Championships (2000, 2001). Additionally, his 2001 defense ranked 11th nationally in interceptions and 13th in turnovers forced.

Masella joined the staff at the University of Connecticut for the 1998 season with the squad advancing to the NCAA I-AA playoffs. He coached the Huskies' secondary and also served as assistant head coach.

The 1990s saw Masella spend seven seasons in two stops at Boston University, including as head coach in 1996 and 1997. From 1990-94, he coached the Terriers' secondary and also served as defensive coordinator in 1993 and 1994.

He began his coaching career at his alma mater, serving the Seahawks in various coaching capacities from 1982 to 1984. In 1985, he took over the defense at the U.S. Merchant Marine Academy, where he remained until 1989, also holding the role of assistant athletic director and defensive coordinator.

Masella and his wife, Leslie-Ann, have sons, T.J. and Jack.

# UMASS FOOTBALL RECORD BOOK

## 2016 COACHES AND STAFF



### Mark MICHAELS

**Special Teams Coordinator • Outside Linebackers Coach**

**Third Year at UMass • Connecticut, 1986**

Longtime college and NFL coach Mark Michaels joined head coach Mark Whipple's as special teams coordinator and outside linebackers coach in January 2015. Michaels returns to familiar territory as he helped the Minutemen win the I-AA National Championship as the linebackers coach and special teams coordinator in 1998.

Michaels has spent a large portion of his career coaching alongside Whipple since the pair first worked together in 1988 at the University of New Haven. Since first starting as a graduate assistant in New Haven from 1987-90, Michaels has also worked at Brown (1993-97), UMass (1998), with the Cleveland Browns (1999-00), Seattle Seahawks (2001-04), Jacksonville Jaguars (2005-06) and at Fordham (2007).

Under Michaels, on the special teams units in 2015, Logan Laurent ranked No. 3 in the MAC, averaging 42.2 yards per punt and recorded 13 punts of at least 50 yards, with a long of 56. Laurent also converted eight-of-12 field goal attempts, with a long of 48, and was perfect on all 25 PATs

Also last season, Trey Dudley-Giles earned second-team All-MAC honors at the punt return position with 113 yards on 13 returns.

Prior to his return to Amherst, Michaels was the defensive and special teams coordinator and a health teacher at Ridgeview High School in Orange Park, Fla. Starting his stint in 2008, Michaels helped Ridgeview reach the Florida state playoffs three-consecutive years (2010-12), advance to the third round of the 4A Playoffs in 2008 and set school records for wins (nine, 2009), blocked kicks (2009) and return touchdowns (2009).

While at Fordham, where he served with current UMass defensive coordinator Tom Masella, Michaels helped the Rams reach the FCS playoffs in 2007. That season Fordham had the nation's No. 1 net punt and punt coverage rank for both the FCS and BCS divisions. In addition to his work as co-special teams coordinator, he coached the defensive line for a unit that ranked No. 1 and No. 2 in the Patriot League for tackles for loss and quarterback sacks, respectively.

His return to the collegiate ranks came after spending eight years coaching in the NFL. He started in the professional ranks with the Cleveland Browns in 1999 before being promoted to special teams coordinator in 2000.

Michaels then moved on to the Seattle Seahawks where he rose to special teams coordinator after spending three years as an assistant special teams coach. During his tenure there, Seattle made the playoffs twice, Alex Bannister was named to the Pro Bowl (2003), the Seahawks finished first in the NFL for punt return yardage defense (2003) and Josh Brown was second in the NFL for field goal percentage (23-of-25, 92.0%, 2004).

His last stint in the NFL was with Jacksonville during the 2005-06 season as assistant special teams coach. There he helped the Jaguars rank No. 1 during the 2005 season in overall offensive and defensive drive start position and Maurice Jones Drew ranked 3rd in the NFL in kickoff return average in 2006.

Prior to his NFL coaching career, Michaels was the special teams coordinator and linebackers coach at UMass during the 1998 I-AA Championship run. That season, he helped linebackers Khari Samuel and Kole Ayi flourish. Samuel finished the year as a first-team All-America pick, while Ayi set the UMass single-season tackle record.

That marked the third time he had served with Whipple. The pair worked together while at Brown where Michaels was the linebackers, secondary and special teams coach from 1993-97.

His collegiate coaching career started in 1987 at New Haven where he was a graduate assistant coaching the defensive line and linebackers.

Between his stints at New Haven and Brown, Michaels was the head coach of the Helsinki (Finland) Roosters during the 1991 campaign, leading the team to the Finnish Maple League title. He then served for one season as linebackers coach for the Utah Pioneers of the Professional Spring Football League before entering private business as an account executive for Dun & Bradstreet.

Michaels is a 1986 graduate of the University of Connecticut where he was a two-time All-New England First-Team selection and the Yankee Conference Co-Defensive Player of the Year in 1985. His 13 sacks in 1984 is still tied as the UConn single-season record while his 27 career sacks rank second in program history. He signed as a free agent with the Phoenix Cardinals in 1986 before beginning his coaching career. Michaels and his wife, Mary, have two children, Grace and Max.

# UMASS FOOTBALL RECORD BOOK

---

## 2016 COACHES AND STAFF



### **Charles WALKER**

**Recruiting Coordinator • Inside Linebackers Coach  
Third Year at UMass • Massachusetts, 2008**

Charles Walker is in his third season with the UMass football staff. He was the outside linebackers coach for the 2014 season and moved to inside linebackers prior to the 2015 season.

Under Walker's direction, in 2015, linebacker Jovan Santos-Knox earned second-team All-MAC honors with 131 total tackles. Santos-Knox also led the FBS in assisted tackles with 87.

In 2012 and 2013, Walker was a member of the Vanderbilt staff as defensive quality control coach. In 2013, the Commodores ranked second in interceptions in the SEC (18), led in interception return yards (277) and tied for fourth in sacks (28).

Walker was a member of the Nichols College (Mass.) coaching staff for four years in a number of capacities, including linebackers coach and recruiting coordinator.

No stranger to Amherst, Walker was a four-year letterman for the Minutemen. In addition to being named team captain in 2007, he was a Colonial Athletic Association First-Team selection and a New England Football Writers All-Star.

In his career, Walker appeared in 50 games and started 36, totaling 340 total tackles, eight sacks and 15 TFL. He tied the UMass single-game high for tackles (23), a record he shares with John McKeown. Walker also tallied 10 career games in which he earned 10 or more tackles.

In 2006, he earned Atlantic 10 Second-Team honors and was named honorable mention for the Don Hansen All-Northeast Region Team. That season, he also helped lead the Minutemen to the NCAA Division I-AA Championship Game under head coach Don Brown.

A native of North Lauderdale, Fla., Walker holds a bachelor's degree in sociology from UMass. He is the father of one-year-old Nyla Ann.



### **Steve COSTELLO**

**Cornerbacks Coach  
Third Year at UMass • Massachusetts, 2014**

Steve Costello is in his third season with UMass football. He coached the tight ends in 2015 and took over the safeties prior to 2015 spring practice.

No stranger to Amherst, he was a four-year letterman for the Minutemen and also spent time as a graduate assistant during the 2014 season.

During his time as a graduate assistant and an intern with UMass football, he worked with the wide receivers and the defensive backs. UMass' passing offense improved nationally from 116th in 2013 to 19th in 2014.

A 2004 team captain and preseason All-America candidate, Costello totaled 12 career interceptions, 12th all-time in school history.

Costello earned his undergraduate degree from UMass in sociology in May 2014.

# UMASS FOOTBALL RECORD BOOK

---

## 2016 COACHES AND STAFF



### **Matt DAWSON**

**Defensive Line Coach • Special Teams Coach**  
**Fifth Year at UMass • Massachusetts, 2001**

Matt Dawson was named to Massachusetts' football staff in January 2016. He returns to Amherst with 14 years of college football experience. He coaches the defensive line and works with special teams.

He spent the 2014 and 2015 seasons at the University of Rhode Island as linebackers coach. He worked with two Colonial Athletic Association all-conference selections.

Prior to his arrival in Kingston, Dawson spent the 2013 season as the Virginia State defensive coordinator, spearheading a unit that produced a division title.

In 2012, he was the defensive coordinator for Monroe College, and before that, he held the same position for two seasons at Fordham.

Dawson coached the linebackers and was special teams coordinator for New Hampshire in 2009. As a graduate assistant, he was an assistant defensive line coach at Oregon from March 2007 through February 2009. He also spent time coaching at Massachusetts (2002-05) and Central Connecticut State (2005).

Dawson earned a degree in sport management from Massachusetts in 2001. As a three-year starter at linebacker, he helped the Minutemen win the 1998 NCAA Division I-AA National Championship and the 1999 Atlantic 10 Championship.



### **Spencer WHIPPLE**

**Passing Game Coordinator • Wide Receivers Coach**  
**Third Year at UMass • Miami (Fla.) '12**

Spencer Whipple enters his third season on the Massachusetts football staff in 2016. He coached the tight ends in 2014 and took on the role of receivers coach prior to the 2015 season, the area he'll also work with in 2016.

In 2015, under Whipple's direction, senior Tajae Sharpe put together a dominant season. He set Massachusetts records for single-game receptions (15) vs. Florida International on Oct. 3, single-season receptions (111), career receptions (277) and career receiving yards (3,486). A two-time first-team All-MAC honoree, at the conclusion of the 2015 season, Sharpe led the nation in receptions per game (9.3) and total receptions (111). Also among FBS players, he was No. 6 in receiving yards per game with 109.9 and No. 12 in total yards with 1,319.

Sharpe, Massachusetts' first All-American since 2011, earned second-team All-America honors from the Walter Camp Football Foundation and fourth-team All-America honors from Phil Steele. Sharpe was the 140th pick in the fifth round of the 2016 NFL Draft by the Tennessee Titans and UMass' highest pick since offensive lineman Vladimir Ducasse in 2010 (second round, 61st pick).

Previously, Whipple was a member of the Pittsburgh staff as a defensive graduate assistant and video assistant.

Son of head coach Mark Whipple, Spencer is no stranger to Amherst, being raised in the area during his father's first tenure directing the UMass football program (1998-2003). Additionally, he spent one season (2008) with the Minutemen as a quarterback.

His playing career also included stops at Pittsburgh and Miami (Fla.). In 2007, he walked-on to the Pitt squad, then played in each game at Miami in 2010 and 2011, as holder and backup quarterback. During his senior season in 2011, he received the Mariutto Family Scholar-Athlete Award and, as a holder, helped lead the Hurricanes to a 39-for-39 PAT rate and 11-for-14 field goal rate.

As a student-athlete at Pine-Richland High School (Pa.), he threw for nearly 1,500 yards during his senior season, including 11 touchdowns. The run helped compose the Rams' 11-1 record and subsequent Greater Allegheny Conference Championship. That season, he earned "Fabulous 22" North honors from the Pittsburgh Post-Gazette.

Whipple earned his sociology degree from Miami in 2012.



# UMASS FOOTBALL RECORD BOOK

---

## 2016 COACHES AND STAFF



### Mike FOLEY

**Offensive Line Coach**

**First Year at UMass • Colgate, 1978**

College coaching veteran and New England native Mike Foley joined the Massachusetts football program, as offensive line coach, in March 2016.

He spent the 2006-14 seasons working with the offensive line and tight ends at the University of Connecticut. In his first season working with the tight ends in 2012, Ryan Griffin earned All-BIG EAST second-team honors and he and John Delahunt combined to be one of the more effective tight ends duos in UConn history. Griffin was selected by the Houston Texans in the sixth round of the 2013 NFL Draft.

Foley and his offensive line were key factors in UConn's outstanding rushing game in 2009-11 as the Huskies featured two 1,000-yard rushers in BIG EAST Player of the Year and All-American Jordan Todman (2009 and 10) and Andre Dixon (2009). Lyle McCombs joined that group in 2011. In addition, center Moe Petrus was named BIG EAST First-Team All-Conference while tackle Mike Ryan was a second-team selection.

Foley and his offensive line were a key factor in Donald Brown achieving the status as the country's leading rusher in 2008. In 2008, Foley coached BIG EAST First-Team All-Conference selection Will Beatty at left tackle as Beatty later went on to play in the Senior Bowl and was selected in the Second Round of the National Football League Draft by the New York Giants.

Prior to UConn, Foley served from 1981-2005, over two stretches, with the football team at his alma mater, Colgate. He was the Raiders' head coach, offensive coordinator and offensive line coach during his tenure. In 2005, his final year at Colgate, the Raiders posted an 8-4 record and advanced to the NCAA Division I-AA Playoffs. Foley helped coach all seven of Colgate's NCAA Playoff squads, including the 2003 team that advanced to the National Championship game. Of the 13 seasons in which Colgate was eligible for the playoffs with Foley aboard, the team qualified seven times. Foley also played a role in each of Colgate's five Patriot League Championship teams (1997, 1999, 2002, 2003, 2005).

Colgate broke the league record for rushing yardage three times under Foley's tutelage, and led the Patriot League five out of his last nine seasons. During his tenure as offensive coordinator (1997-2005), Foley produced 39 All-Patriot League players, including 13 on the offensive line. His offensive schemes and the line's blocking helped pave the way for a pair of Walter Payton Award winners, Kenny Gamble in 1987 and Jamal Branch in 2003.

In 1986, he served as Colgate's interim head coach during the absence of head coach Fred Dunlap, who was recovering from bypass surgery. Following Dunlap's retirement in 1987, Foley was named head coach of the Raiders, a title he held through 1992, compiling a 21-34 record.

During a brief stint away from Colgate, Foley spent the 1994-96 seasons on the football staff at Harvard as the offensive coordinator.

Foley began his coaching career as offensive line coach at Bates College in 1978, before moving the next fall to Dartmouth as the freshman offensive line coach for one season. After one season as offensive line coach at Holy Cross in 1980, he returned to his alma mater as junior varsity head coach and varsity receivers coach. After two seasons in that position, he took over as offensive line coach in 1983. Foley added the duties of offensive coordinator in 1984.

He was a four-year letterwinner at Colgate and captain of the 1977 team. A three-year starter at center, he was twice honored as an All-East performer by the Associated Press and, in 1977, was also named to the ECAC All-East squad. In 2004, Foley was inducted into Colgate's Athletic Hall of Honor.

Foley was born in Kittery, Maine and raised in Newburyport, Mass. He graduated from Colgate University in 1978 with a degree in economics. Foley and his wife, Kathleen, have children, Erin and Patrick.



### Jason PALERMO

**Tight Ends Coach**

**First Year at UMass • Wisconsin, 2005**

Jason Palermo joined the Massachusetts football program, as tight ends coach, in March 2016 after spending the past four seasons (2012-15) as the offensive line coach at Austin Peay State University in Clarksville, Tenn.

Palermo began his coaching career under Pat Behrms at Nebraska-Omaha in 2009 as tight ends coach while assisting with the offensive line. He then moved to Southern University and spent the 2010 and 2011 seasons coaching tight ends and serving as special teams coordinator for former NFL great Stump Mitchell.

Palermo was a three-year letter winner at Wisconsin as an offensive guard and center. At the conclusion of his senior year in 2005, he was invited to play in the 2006 Hula Bowl All-Star game in Honolulu. Off the field, Palermo was named to the Academic All-Big Ten team in 2003. He played professionally for both the Minnesota Vikings and Atlanta Falcons.

Palermo is married to the former Kaitlyn Beinlich. They have a daughter, Giabella and sons, JonLuca and Grayson. He is the son of veteran coach John Palermo, who spent 40+ seasons in the collegiate and professional coaching ranks.

# UMASS FOOTBALL RECORD BOOK

## 2016 COACHES AND STAFF



### **Darrius SMITH**

**Running Backs Coach**

**Second Year at UMass • Frostburg State, 1995**

Darrius Smith joined the UMass football program as the squad's running backs coach during spring 2015. He comes to Amherst following an eight-year stint in the same position at Villanova and more than 20 years of collegiate coaching experience overall.

In 2015, Marquis Young burst onto the national scene in his freshman campaign. He ranked 23rd in FBS with his 6.3 yards per rush and second among freshmen running backs. He had the most rushing yards in a single game among all MAC running backs (240 vs. Buffalo) and one of only two 200-yard games in the league.

Smith turned the Wildcats' running game into one of the best in the Colonial Athletic Association. In five different seasons (2009, 2010, 2012, 2013, 2014), he spearheaded the program to rushing offenses that led the conference, highlighted by the 2012 campaign in which the team tallied 252.8 yards per game. During this period, Smith also guided several players to All-CAA honors and 1,000-yard seasons.

While at Villanova, Smith and the Wildcats won the 2009 FCS National Championship, reached the NCAA playoffs four times and won the CAA twice. The 2009 championship season saw Villanova post a 14-1 overall record with a 240.3 rushing yards per game.

The 1995 graduate of Frostburg State University also made stops in collegiate coaching capacities at Northeastern (2004-06), James Madison (2002-04), Idaho (2001-02), Indiana (Pa.) (2000-01) and New Mexico Highlands (1995-00).

Smith began his coaching career at Frostburg State as a student assistant after a career as a defensive back, during which he posted 12 interceptions in three years as a starter. Additionally, he received an NFL Minority Coaching Fellowship with the Pittsburgh Steelers in the summer of 2005. He holds a bachelor's degree in health and physical education.



### **Scott WOODWARD**

**Quarterbacks Coach**

**Second Year at UMass • Massachusetts, 2009**

Massachusetts native and alum Scott Woodward is in his second season with UMass football and his first as quarterbacks coach. He joined the staff in July 2015 and worked with the quarterbacks and receivers while assisting with all facets of the offense last season.

Woodward returns to Amherst after coaching stints at Farleigh Dickinson (2013-15) and Westfield State (2010-13). At FDU, he served as offensive coordinator, academic coordinator, travel coordinator and assistant strength and conditioning coordinator. He was responsible for in-game play calling while working with the quarterbacks.

Woodward was an offensive graduate assistant at WSC, charged with coaching the quarterbacks and the offensive skill positions. He was also the fundraising coordinator and managed home game event operations.

Woodward was a four-year letterman with the Minutemen and, as a senior, completed 50-of-93 for 613 yards with two touchdowns and rushed 22 times for 62 yards. He served as back-up to UMass' all-time passing leader Liam Coen and holder for four seasons. He was a member of the 2006 Division I-AA National Championship team.


He was a three-year starting quarterback for Mahar Regional High School and led the Senators to back-to-back Division III Super Bowl titles. A three-time All-Western Mass selection and a first-team all-state selection as a senior, he threw for more than 4,000 yards in his career and 46 touchdowns passes.

A native of Wendell, Mass., Woodward earned his undergraduate degree in psychology from UMass in 2009.

# UMASS FOOTBALL RECORD BOOK

---

## 2016 COACHES AND STAFF



### **Joe KREINSEN**

**Offensive Graduate Assistant**

**Third Year at UMass • Westfield State, 2014**

Joe Kreinsen is in his third season as an offensive graduate assistant with Massachusetts football. He joined the staff in June 2014 and works with the offensive line while assisting with all facets of the offense.

With the Minutemen, he's responsible for the breakdown of practice and game film, statistical reports detailing offensive production, coordinating the scout team and assisting with day-to-day recruiting operations.

A 2014 graduate of Westfield State, Kreinsen was team captain and all-conference as a senior in 2013. He was a four-year starter on the offensive line and a three-time member of the New England Football Conference All-Academic Team.

He was the recipient of the 2014 DeOrmond Tuss McLaughry Award, presented annually to the outstanding college football scholar-athlete in Western Massachusetts. The award is given by the Western Massachusetts Chapter of the National Football Foundation and College Hall of Fame. He was also a member of the NFF Hampshire Honor Society.

A native of Natick, Mass., Kreinsen is pursuing a master's degree in labor studies.



### **Anthony ROUZIER**

**Defensive Graduate Assistant**

**Second Year at UMass • Massachusetts, 2009**

Anthony Rouzier is in his second season as a defensive graduate assistant with Massachusetts football. He joined the staff in July 2015 and works with all facets of the defense.

With the Minutemen, he's responsible for the breakdown of practice and game film, statistical reports detailing defensive production, coordinating the scout team and assisting with day-to-day recruiting operations.

He spent spring 2015 as the outside linebackers coach at Winston-Salem State University and was the defensive coordinator at Amherst High School in 2014.

Rouzier's collegiate career started at UConn as a walk-on linebacker. He transferred to UMass after his freshman season and was a two-time member of the Colonial Athletic Association All-Academic Team. He went on to become a three-year letterman.

Rouzier earned his undergraduate degree in journalism from UMass in 2009. He went on to earn his Juris Doctorate and MBA from FIU in 2014.

# UMASS FOOTBALL RECORD BOOK

## 2016 COACHES AND STAFF



### **Matt SCHELL**

**Defensive Graduate Assistant**

**First Year at UMass • Massachusetts, 2015**

After a tenure as a student assistant working with all aspects of the defense, Matt Schell was named defensive graduate assistant for Massachusetts football in January 2016. With the Minutemen, he's responsible for the breakdown of practice and game film, statistical reports detailing defensive production, coordinating the scout team and assisting with day-to-day recruiting operations.

As an undergraduate, Schell worked as a video assistant with the New England Patriots. He was responsible for filming practices, individual workouts and games for the coaching staff. He worked with XOS computer software to digitize, edit and upload film and installed and operated the ICE software to assist coaches and scouts with specialized assignments.

Schell earned a dual undergraduate degree in finance and sport management from Massachusetts in May 2015.



### **Joe CONNOLLY**

**Director of Sports Performance • Football Strength and Conditioning Coach**

**First Year at UMass • Hartford, 2004**

Joe Connolly joined University of Massachusetts Athletics in January 2016 and serves as the Director of Sports Performance/Head Football Strength and Conditioning Coach.

A native of Barnstable, Mass., Connolly arrived in Amherst after seven seasons working with the football program at the University of South Carolina. During his time with the Gamecocks, he coached 30 NFL Draft picks, including the 2014 No. 1 selection, and 29 of his former players are currently active on NFL rosters.

Prior to his arrival in Columbia, S.C., Connolly served as an assistant strength and conditioning coach at the University of Louisville. He worked with the Cardinal football program, primarily focusing on the skill position players.

Connolly began his professional career at Harvard in 2007, assisting with all 41 sports, including the Ivy League Champion football team. He was hired as a full-time assistant strength and conditioning coach with the Crimson in 2008 and served as the head strength and conditioning coach for men's volleyball while continuing to assist with the other programs.

Connolly holds a Master of Science in physical education with a concentration in strength and conditioning from Bridgewater State, graduating magna cum laude in 2007. He is a 2004 graduate of the University of Hartford, where he earned degrees in criminal justice and sociology. He was a four-year letterwinner in baseball and was given the Senior Award for great sportsmanship and perseverance.

Connolly is Strength and Conditioning Coach Certified (SCCC) by the Collegiate Strength and Conditioning Coaches' Association (CSCCA) and Certified Strength and Conditioning Specialist by the National Strength and Conditioning Association (NSCA).

Connolly is a current competitor in Olympic weightlifting, drug-free powerlifting, Highland games and strongman competitions. He is joined in Amherst by his wife, Shalona.



# UMASS FOOTBALL RECORD BOOK

---

## 2016 COACHES AND STAFF



### **J.P. CORREIA**

**Assistant Director of Operations**

**Second Year at UMass • Massachusetts, 2015**

J.P. Correia is in his second season as assistant director of operations for Massachusetts football. He moved into a full-time roll after serving as a student assistant for three seasons.

Correia coordinates and executes day-to-day operations for the football program, including year-long scheduling, player personnel and travel operations.

His previous professional experience includes sales and marketing with the Providence Bruins, an internship with the Brockton Rox and gameday operations with the Worcester Wildcats and Springfield Falcons.

Correia earned his undergraduate degree in sport management from UMass in May 2015.



### **Michael SCIRE**

**Equipment Manager**

**Second Year at UMass • Massachusetts, 2008**

Michael Scire joined the Massachusetts football staff as equipment manager in June 2015. He oversees all day-to-day equipment operations for the Minutemen, including practice and gameday preparation.

He was a member of the equipment staff at Boston University prior to his return to Amherst. He started with the Terriers in November 2010, working with the hockey program.

Scire was an assistant equipment manager at Quinnipiac for the 2008-09 season. Prior to his stint there, he worked with the Lowell Devils, now the Albany Devils, of the American Hockey League during the 2007-08 season.

Scire got his start in college athletics at UMass where he worked with the Minutemen hockey program as an assistant equipment manager from 2005-08. He graduated from UMass in 2008 with a degree in urban forestry.

# UMASS FOOTBALL RECORD BOOK

---

## 2016 COACHES AND STAFF

### Bill Sisler

Video Coordinator

17th Year at UMass • James Madison, 1995



Bill Sisler is in his 17th year on the Massachusetts football staff as video coordinator. He is responsible for coordinating, managing and supervising all video operations for the football program. Sisler handles all recording of practices and games, and also coordinates recruiting videos for the use of the coaching staff.

Prior to his arrival in Amherst, Sisler served as the video coordinator for all sports at the University of Memphis for three years. He supervised all video activities for the athletic department, including filming of games and practices for most sports, breaking down film and coordinating video exchanges. Sisler also oversaw a staff of student workers in the video office.

Previously, Sisler spent two years as a graduate assistant in video operations for the Memphis football and men's and women's basketball teams. He also served as video coordinator for the football team at James Madison University for four years as an undergraduate student.

A member of the Collegiate Video Directors Association and the American Football Coaches Association, Sisler earned his bachelor's degree in mass communications from James Madison in 1995.

Sisler and his wife, Jennie, reside in Sunderland.

### Jennifer BRODEUR

Associate Head Athletic Trainer, M.S., A.T.C., L.A.T.

10th Year at UMass • Ohio University, 1991



Jennifer Brodeur enters her 10th year as an athletic trainer at the University of Massachusetts, her ninth season working with the football team and her eighth campaign as the team's head athletic trainer. Brodeur previously worked with the UMass men's lacrosse and swimming and diving teams.

In recognition of her success, Brodeur was named the Assistant Athletic Trainer of the Year by the National Athletic Trainers Association in June 2013, given to one individual annually and voted on by the College/University Athletic Trainers Committee.

Previously, Brodeur was also recognized with the 2009 Athletic Trainer Service Award at the National Athletic Trainers Association convention in San Antonio, Texas. She was one of just 16 recipients of the annual award that recognizes NATA members for their contributions to the athletic training profession and the association. Although it is a national honor, local, state and district service is the focus of this award.

Brodeur is the president-elect of ATOM (Athletic Trainers of Massachusetts). She also directs the UMass Sports Medicine undergraduate intern program.

Brodeur came to Amherst after working for the WNBA's Connecticut Sun. Prior to the Sun, she worked as an athletic trainer Providence College's lacrosse program from 2001-06. Prior to Providence, she served as an athletic trainer at Fordham University (1998-2001).

Brodeur earned her bachelor's degree from Ohio University in 1991 and her master's from Austin Peay State University in 1993.

# UMASS FOOTBALL RECORD BOOK

## 2016 RETURNING PLAYER BIOS

### 84 Alfred ADARKWAH

WR • RS Sophomore • 6-3 • 199 • Worcester, Mass. • Doherty Memorial HS

**2015**

- Did not see game action

**2014**

- Redshirted

#### HIGH SCHOOL

- Helped Doherty Memorial clinch the 2013 Division 4 State Championship
- Caught seven touchdowns in five postseason games
- Finished with 12 touchdowns and 620 receiving yards as a senior

#### PERSONAL

- Majoring in economics

### 4 James ALLEN

CB • Sophomore • 5-8 • 155 • Fort Lauderdale, Fla. • St. Thomas Aquinas HS

**2015**

- Appeared in 11 games
- Served as the team's primary kick returner, averaging 23.1 yards per return
- Ranked No. 3 in the MAC in kickoff return average
- Finished with 785 return yards, including a 97-yard touchdown against Bowling Green
- Totaled two tackles on the season
- First career stop came in the season opener against Colorado (Sept. 12)

#### HIGH SCHOOL

- Three-year letter winner for head coach Rocco Casullo
- Had 50 tackles, six pass break-ups, two interceptions and eight touchdowns as a senior
- Named second-team all-county and second-team all-state in 2014
- Also a first-team all-country performer for the track team

#### PERSONAL

- Changed last name from Oliphant to Allen between freshman and sophomore seasons.

#### CAREER STATISTICS (DEFENSE/SPECIAL TEAMS)

Year	GP/GS	UT	AT	TT	FF/FR	SACKS	TFL	INT-YDS	PD
2015	11/0	2	0	2	0/0	0.0-0	0.0-0	0-0	0

#### CAREER STATISTICS (KICK RETURNS)

Year	GP/GS	NO	YDS	AVG	TD	LG
2015	11/0	34	785	23.1	1	97 (TD)

#### CAREER HIGHS

**Tackles:** 1 (1-0), twice, last vs. Miami (Ohio) (11/21/15)

**Kick Returns:** 7, at Bowling Green (10/10/15)

**Kick Return Yards:** 238, at Bowling Green (10/10/15)

**Longest Kick Return:** 97, at Bowling Green (10/10/15)

**Kick Return Touchdowns:** 1, at Bowling Green (10/10/15)

#### MISCELLANEOUS CAREER STATISTICS

**Games With 100+ All-Purpose Yards:** 1, at Bowling Green (10/10/15)

**Games With 100+ Kick Return Yards:** 1, at Bowling Green (10/10/15)

**Games With 200+ All-Purpose Yards:** 1, at Bowling Green (10/10/15)

**Games With 200+ Kick Return Yards:** 1, at Bowling Green (10/10/15)

### 46 Lucas AMATO

ILB • RS Junior • 6-1 • 220 • Yarmouth, Mass. • Salisbury School (Conn.)

**2015**

- Appeared in the team's first eight games before suffering an injury against Ball State and missing the final four contests
- Finished with seven total tackles
- Had two solo stops in the season opener versus Colorado
- Assisted on two tackles against Notre Dame

**2014**

- Appeared in 12 games, starting one
- Finished with eight tackles on the season
- Started at outside linebacker and recorded a pair of assisted tackles against Colorado
- Notched two unassisted stops in the game at Toledo

**2013**

- Redshirted

#### CAREER STATISTICS (DEFENSE)

Year	GP/GS	UT	AT	TT	FF/FR	SACKS	TFL	INT-YDS	PD
2013						---	Redshirted	---	
2014	12/1	3	5	8	0/0	0.0-0	0.0-0	0-0	0
2015	8/0	4	3	7	0/0	0.0-0	0.5-1	0-0	0
<b>Totals</b>	<b>20/1</b>	<b>7</b>	<b>8</b>	<b>15</b>	<b>0/0</b>	<b>0.0-0</b>	<b>0.5-1</b>	<b>0-0</b>	<b>0</b>

#### CAREER HIGHS

**Tackles:** 2 (0-2), 4x, last at #6 Notre Dame (9/26/15)

**TFLs:** 0.5 (0-1), at #6 Notre Dame (9/26/15)

### 5 Peter ANGEH

DL • Senior • 6-1 • 266 • Silver Spring, Md. • The Bullis School

**2015**

- Started all 12 games
- Finished with 33 total tackles, including 3.5 TFL, 1.5 sacks and a fumble recovery
- Notched a season-high five stops against Ball State
- Recorded four tackles vs. Bowling Green, Kent State and Akron
- Had a career-best 1.5 TFL in the season finale against Buffalo
- Logged TFL against FIU (1), Notre Dame (0.5) and Miami (0.5)

**2014**

- Started all 12 games
- Provided 34 tackles, with four TFL
- Added a pass breakup and one sack
- Earned five tackles at Penn State, including an assisted TFL
- Assisted on a six-yard sack among his four tackles at Akron
- Closed the year with four stops vs. Buffalo

**2013**

- Played in 12 games
- Recorded 13 total tackles, with 1.5 TFL and one forced fumble
- Tallied six assisted tackles at Bowling Green
- Forced a fumble and notched a pair of stops against Northern Illinois

#### HIGH SCHOOL

- First-team all-state, all-county and all-conference as a senior
- Earned Washington Post All-District First-Team honors and was named to the Washington Post All-MET Second-Team
- Captained the defense in 2012, was the team MVP and earned his conference's defensive player of the year award
- Had 71 tackles, including 21.5 for loss, and 9.5 sacks as a senior
- An honor roll student who also performed over 100 hours of community service and played on the baseball team

#### CAREER STATISTICS (DEFENSE)

Year	GP/GS	UT	AT	TT	FF/FR	TFL	SACKS	INT-YDS	PD
2013	12/0	4	9	13	1/0	1.5-4	0.0-0	0-0	0
2014	12/12	7	27	34	0/0	4.0-13	1.0-6	0-0	1
2015	12/12	10	23	33	0/1	3.5-10	1.5-8	0-0	0
<b>Totals</b>	<b>36/24</b>	<b>21</b>	<b>59</b>	<b>80</b>	<b>1/1</b>	<b>9.0-27</b>	<b>2.5-14</b>	<b>0-0</b>	<b>1</b>

#### CAREER HIGHS

**Tackles:** 6 (0-6), at Bowling Green (10/5/13)

**TFLs:** 1.5, (1-1), at Buffalo (11/27/15)

**Sacks:** 1.0 (1-0), vs. Florida International (10/3/15)

**Fumbles Forced:** 1, vs. #17/21 Northern Illinois (11/1/13)

**Fumbles Recovered:** 1, vs. Miami (Ohio) (11/21/15)

**Pass Breakups:** 1, at Miami (Ohio) (10/4/14)

# UMASS FOOTBALL RECORD BOOK

## 2016 RETURNING PLAYER BIOS

### 51 Christian APPIA

ILB • RS Sophomore • 5-11 • 229 • Edison, N.J. • Edison HS

#### 2015

- Appeared in four games
- Finished the season with two assisted tackles
- Saw the field for the first time against Akron, where he logged his first stop

#### 2014

- Redshirted

#### HIGH SCHOOL

- Logged 103 and 86 tackles at linebacker in his junior and senior years, respectively
- Led Edison to a 6-4 record as a senior captain
- Lettered in track and field; holds a top-ten mark in the triple jump

#### PERSONAL

- Son of Anthony and Muleka Appia
- Older sister Clara, competed in track and field at American University

#### CAREER STATISTICS (DEFENSE)

Year	GP/GS	UT	AT	TT	FF/FR	TFL	SACKS	INT-YDS	PD
2015	4/0	0	2	2	0/0	0.0-0	0.0-0	0-0	0

#### CAREER HIGHS

**Tackles:** 1 (0-1), twice, last at Eastern Michigan (11/14/15)

### 60 Enock ASANTE

DL • Senior • 6-2 • 261 • Trenton, N.J. • Steinert HS

#### 2015

- Appeared in 11 games, starting three
- Made his first career start against FIU
- Finished the season with 16 total tackles, with 0.5 TFL
- Season-best three stops against Akron
- Recorded at least two tackles in six games
- TFL came in second career start, vs. Bowling Green

#### 2014

- Notched 18 tackles, including four TFL, in 12 appearances as a reserve defensive lineman
- Career-high four tackles against Colorado
- Totaled four stops with an assisted TFL at Penn State
- Logged three tackles, including two TFL, vs. Bowling Green

#### 2013

- Appeared in five games, finishing with six tackles

#### HIGH SCHOOL:

- Earned the Mercer County "Fuzzy" Falzone Award, presented to the area's top lineman
- Named to the all-division team and the New York City SPARQ All-Combine Team
- Also played offensive guard in high school
- Grew up playing soccer as his family emigrated to the U.S. from Ghana

#### CAREER STATISTICS (DEFENSE)

Year	GP/GS	UT	AT	TT	FF/FR	TFL	SACKS	INT-YDS	PD
2013	5/0	1	5	6	0/0	0.0-0	0.0-0	0-0	0
2014	12/0	3	15	18	0/0	4.0-7	0.0-0	0-0	0
2015	11/3	2	14	16	0/0	0.5-2	0.0-0	0-0	1
<b>Totals</b>	<b>28/3</b>	<b>6</b>	<b>34</b>	<b>40</b>	<b>0/0</b>	<b>4.5-9</b>	<b>0.0-0</b>	<b>0-0</b>	<b>1</b>

#### CAREER HIGHS

**Tackles:** 4 (1-3), twice, last at Penn State (9/20/14)

**TFLs:** 1.0 (1-0), 3x, last vs. Buffalo (11/28/14)

**Pass Breakups:** 1, vs. Kent State (10/17/15)

### 21 Khary BAILEY-SMITH

S • RS Senior • 6-2 • 203 • Weymouth, Mass. • Weymouth HS

#### 2015

- Phil Steele and Athlon Sports Preseason All-MAC Third-Team Kick Returner
- Started the first two games before suffering a season-ending knee injury
- Logged 21 tackles in two games, with one interception and two pass breakups
- Recorded a career-best 12 tackles in the season opener, against Colorado

#### 2014

- Appeared in all 12 games, with four starts
- Tallied a career-best 62 tackles, along with six pass breakups, three interceptions and two fumble recoveries
- Returned a kickoff 93 yards for a touchdown, recovered a fumble and had six tackles at Miami (Ohio)
- Closed the season with nine stops, including three unassisted takedowns, against Buffalo

#### 2013

- Appeared in nine games, with one start
- Recorded nine solo tackles and 18 assisted tackles
- Tied for a team-best two interceptions, both coming against Miami (Ohio)
- Pair of interceptions against the RedHawks made him the first Minuteman with more than one in a single game since Darren Thellen's two-pick performance against Delaware on Oct. 15, 2011
- Returned the opening kickoff 90 yards against Western Michigan, the first kickoff returned for a score by UMass since Jesse Julmiste accomplished the feat against Central Connecticut on Oct. 8, 2011

#### 2012

- Appeared in all 12 games, starting four
- Recorded 45 tackles, two interceptions, one breakup, one TFL and a forced fumble
- Led the team with two fumble recoveries

#### HIGH SCHOOL

- Standout at Weymouth High School for head coach Kevin Mackin
- Earned all-scholastic honors from the Boston Globe, Boston Herald and Patriot Ledger
- Served as captain on the football and track and field teams
- Recorded 936 receiving yards and 13 touchdowns as a senior

#### CAREER STATISTICS (Defense/Special Teams)

Year	GP/GS	UT	AT	TT	FF/FR	TFL	Int-Yds.	PD
2012	12/4	23	22	45	1/2	1.0-2	2-29	3
2013	9/1	9	18	27	0/0	0.0-0	2-25	2
2014	12/4	33	29	62	2/2	0.5-1	3-39	6
2015	2/2	18	3	21	0/0	0.0-0	1-6	3
<b>Totals</b>	<b>35/11</b>	<b>83</b>	<b>72</b>	<b>155</b>	<b>2/4</b>	<b>1.5-3</b>	<b>8-99</b>	<b>14</b>

#### CAREER STATISTICS (Kick Returns)

Year	GP/GS	No.	Yds.	Avg.	TD	Lg.
2012	12/4	0	0	0.0	0	0
2013	9/1	2	104	52.0	1	90 (TD)
2014	12/4	23	563	24.5	1	93 (TD)
2015	2/2	4	74	18.5	0	21
<b>Totals</b>	<b>35/11</b>	<b>29</b>	<b>741</b>	<b>25.6</b>	<b>2</b>	<b>93 (TD)</b>

#### CAREER HIGHS

**Tackles:** 12, at Colorado (9/12/15)

**TFLs:** 1.0 (1-0), at Akron (11/10/12)

**Interceptions:** 2, vs. Miami (Ohio) (10/12/13)

**Interception Return Yards:** 25, vs. Miami (Ohio) (10/12/13) (two interceptions)

**Fumbles Forced:** 1, twice, last at Akron (11/18/14)

**Fumbles Recovered:** 2, at Vanderbilt (10/27/12)

**Fumble Return Yards:** 53, at Vanderbilt (10/27/12) (two fumble recoveries)

**Pass Breakups:** 2, twice, last at Colorado (9/12/15)

**Kickoff Returns:** 3, 7x, last at Colorado (9/12/15)

**Kickoff Return Yards:** 109, at Miami (Ohio) (10/4/14) (two returns)

**Longest Kickoff Return:** 93, at Miami (Ohio) (10/4/14)

#### MISCELLANEOUS CAREER STATISTICS

**10+ Tackle Games:** 2, last at Colorado (9/12/15)

**Games With 100+ All-Purpose Yard:** 2, last at Miami (Ohio) (10/4/14)

**Kickoffs Returned For A Touchdown:** 2, last at Miami (Ohio) (10/4/14)



# UMASS FOOTBALL RECORD BOOK

## 2016 RETURNING PLAYER BIOS

### 53 Nick BERUS

LS • RS Junior • 6-0 • 220 • Bakerstown, Pa. • Pine-Richland HS

#### 2015

- Appeared in 12 games as starting snapper
- Snapped for all 66 of Massachusetts' punts for 2,762 yards and an average of 41.8 yards per kick; Logan Laurent earned third-team All-MAC honors

#### 2014

- Appeared in 12 games, as long snapper
- Made his first appearance against Boston College

#### 2013

- Redshirted

#### HIGH SCHOOL

- Lettered in swimming and football
- Received highest honor roll

#### PERSONAL

- Son of the late Jeffrey Berus and Barbara and Kirk Lamagna

### 71 Michael BOLAND

OL • RS Senior • 6-6 • 318 • Rockville, Md. • Georgetown Prep

#### 2015

- Started all 12 games at right guard
- Blocked for a rushing attack that averaged 142.2 ypg
- Passing offense ranked No. 4 in the MAC at 257.5 ypg
- Helped pave the way for a season-best 330 rushing yards and three touchdowns against Eastern Michigan
- Team picked up 486 passing yards and four touchdowns through the air against Bowling Green

#### 2014

- Appeared in 12 games, starting six at right guard
- Helped create holes for the run game, which averaged 109.3 ypg
- Passing game averaged 311.8 ypg, the 10th-most in NCAA Division I FBS during the regular season
- Helped hold down the offensive line as UMass gained 638 yards of total offense against Bowling Green
- Started at right guard and protected Blake Frohnapfel as he threw for 438 yards passing with a school record-tying five touchdowns at Toledo

#### 2013

- Redshirted

#### 2012

- Played in seven games at left guard, starting six
- Pulled in one reception at Akron during a trick play

#### HIGH SCHOOL

- First-team all-Gazette, all-metro and all-conference selection
- Served as team captain in 2011 and was a two-time basketball captain
- Played for head coach Dan Paro

#### PERSONAL

- Son of Michael and Pam Boland

### 31 Mike CAGGIANO

K • Sophomore • 5-11 • 176 • Manalapan, N.J. • Manalapan HS

#### 2015

- Appeared in two games, vs. Notre Dame and Miami (Ohio)
- Converted his only field goal attempt of the season, a 19-yarder against Miami (Ohio)
- Was 3-for-3 in points after at Notre Dame, his first collegiate appearance

#### HIGH SCHOOL

- Ranked as the 24th-best kicker in the country according to KohlsKicking.com
- All-New Jersey Second-Team pick in 2014
- Two-time first-team All-Shore selection and a two-time All-Class A North pick for head coach Ed Gurrieri
- Named MSG Second-Team All-Metro
- Owns the New Jersey state record for career points after (195)
- Converted all 52 PAT attempts, leading Manalapan to the 2014 NJSIAA Central Jersey 5A Championship title
- As a junior, was 57-of-60 on PATs and 3-of-6 on field goals
- Also handled punt and kick-off duties

#### CAREER STATISTICS (Kicking)

Year	GP/GS	FG-A	PAT	PTS	KO-YDS	KO AVG	TB
2015	2/0	1-1	3-3	3	0-0	0.0	0

#### CAREER HIGHS

**Points Scored:** 3, twice, last vs. Miami (Ohio) (11/21/15)

**Field Goals Made:** 1, vs. Miami (Ohio) (11/21/15)

**Field Goals Attempted:** 1, vs. Miami (Ohio) (11/21/15)

**Longest Field Goal Made:** 19, vs. Miami (Ohio) (11/21/15)

**Longest Field Goal Attempted:** 19, vs. Miami (Ohio) (11/21/15)

### 34 Steve CASALI

ILB • RS Junior • 6-1 • 236 • Farmingville, N.Y. • Sachem East HS

#### 2015

- Appeared in all 12 games
- Finished the season with 14 tackles, including one TFL
- Had a season-high four tackles against Bowling Green

#### 2014

- Appeared in all 12 games, finishing with 23 tackles
- Set a career high with five stops against Boston College
- Had four takedowns, including three solo stops, at Toledo

#### 2013

- Played in two games, recording one solo tackle and two assisted tackles
- Suffered a season-ending injury and received a medical redshirt

#### HIGH SCHOOL

- Played for UMass alum Mark Wojciechowski at Sachem East High School
- Held 18 different Sachem East football records upon graduation
- Had 252 carries, 1,915 yards rushing, 20 touchdowns and 104 tackles as a senior
- Earned all-division, all-county, all-Long Island and all-metro to go with the Hansen Award (top player in Suffolk County), Collatta Award (top linebacker), Cipp Award (top running back), Burnett Award (Defensive Player of the Year) and Suffolk County Division I MVP as a senior
- Two-time team captain

#### CAREER STATISTICS (Defense/Special Teams)

Year	GP/GS	UT	AT	TT	FF/FR	SACKS	TFL	INT-YDS	PD
2013	2/0	1	2	3	0/0	0.0-0	0.0-0	0-0	0
2014	12/0	10	13	23	0/0	0.0-0	0.5-1	0-0	0
2015	12/0	9	5	14	0/0	0.0-0	1.0-3	0-0	0
<b>Totals</b>	<b>26/0</b>	<b>20</b>	<b>20</b>	<b>40</b>	<b>0/0</b>	<b>0.0-0</b>	<b>1.5-4</b>	<b>0-0</b>	<b>0</b>

#### CAREER HIGHS

**Tackles:** 5 (2-3), vs. Boston College (8/30/14)

**TFLs:** 1.0 (1-0), at Colorado (9/12/15)

### 81 Davis CLARKE

S • RS Freshman • 5-10 • 190 • Winchester, Mass. • Winchester HS

#### 2015

- Redshirted

#### HIGH SCHOOL

- Team captain as a senior
- Named to Middlesex League All-Star Team

# UMASS FOOTBALL RECORD BOOK

## 2016 RETURNING PLAYER BIOS

### 59 Peter COMAROTO

LS • RS Freshman • 5-11 • 218 • Burlingame, Calif. • Junipero Serra HS

2015

- Redshirted

#### HIGH SCHOOL

- Lettered in track and field and football
- Helped lead his team to CCS Open Division Championship and two WCAL titles
- Member of the President's List for academic distinction

#### PERSONAL

- Son of Peter and Sandy Comaroto

### 2 Ross COMIS

QB • RS Sophomore • 6-0 • 200 • Weirton, W.Va. • Madonna HS

2015

- Appeared in six games
- Completed 15-of-21 pass attempts (71.4 percent) for 171 yards and two touchdowns
- Averaged 11.4 yards per completion
- Went 8-for-8 for 69 yards and a touchdown against Notre Dame
- Threw for a season-best 77 yards against Bowling Green

2014

- Redshirted

#### HIGH SCHOOL

- Dual threat quarterback who led Madonna High School to a 14-0 undefeated season and a West Virginia Class A State Championship
- Accounted for 9,255 total yards and 121 total touchdowns
- West Virginia Class A All-State First-Team selection as a senior and junior
- Two-time MVP of the West Virginia State Championship Game
- His 4,839 career rushing yards and 71 rushing touchdowns are state records
- Finished his career with 4,416 passing yards and 49 touchdowns
- Ran for a state record among quarterbacks with 2,037 yards and 35 touchdowns as a senior
- Also won a state championship in baseball

#### CAREER STATISTICS (Passing)

Year	GP/GS	CMP	ATT	YDS	PCT	TD	INT	LG
2014								---
2015	6/0	15	21	171	71.4	2	0	45

#### CAREER HIGHS

**Passing Attempts:** 8, twice, last at #6 Notre Dame (9/26/15)

**Pass Completions:** 8, at #6 Notre Dame (9/26/15)

**Passing Yards:** 77, at Bowling Green (10/10/15)

**Touchdown Passes:** 1, twice, last at Bowling Green (10/10/15)

**Longest Pass:** 45, at Bowling Green (10/10/15) (to WR Elgin Long)

**Rushing Attempts:** 2, at #6 Notre Dame (9/26/15)

**Rushing Yards:** 8, at Colorado (9/12/15)

**Longest Rush:** 8, at Colorado (9/12/15)

### 91 Jack COVENEY

K • RS Freshman • 6-1 • 185 • Grafton, Mass. • St. John's HS

2015

- Redshirted

#### HIGH SCHOOL

- Led his team to an 8-4 record his senior year, going 34-of-34 on points after and 6-of-9 on field goals
- Career long made field goal was 44 yards
- Two-time Telegram and Gazette All-Star Team selection
- Three-time defensive MVP and district champions in lacrosse
- Member of the National Honor Society and AP Scholar

#### PERSONAL

- Son of Keith and Elizabeth Coveney

### 88 Bernard DAVIS

WR • RS Senior • 6-2 • 192 • Lake Worth, Fla. • Lake Worth HS

2015

- Redshirted

2014

- Appeared in 11 games, starting two
- Finished with two catches for 20 yards
- Also completed two passes for 18 yards

2013

- Started 11 of 12 games played
- Recorded 124 receiving yards on 16 catches and one touchdown, averaging 7.8 ypc
- Scored his first collegiate touchdown against Maine

2012

- Played in 10 games, starting one
- Caught six passes for 32 yards

#### HIGH SCHOOL

- Team captain and MVP as a senior
- Three-time first-team all-conference honoree
- Four-year honor roll student

#### PERSONAL

- Son of Bernard Davis Sr. and Tracy Richardson
- Majoring in sociology

#### CAREER STATISTICS (Receiving)

Year	GP/GS	NO	YDS	AVG	TD	LG
2012	10/0	6	32	5.3	0	13
2013	12/0	16	124	7.8	1	18
2014	11/0	2	20	10.0	0	14
2015						---
Totals	33/0	24	176	7.3	1	18

#### CAREER HIGHS

**Receptions:** 3, 6x, last vs. Akron (11/16/13)

**Receiving Yards:** 29, vs. Akron (11/16/13)

**Touchdown Receptions:** 1, vs. Maine (9/7/13)

**Longest Reception:** 18, vs. #17/21 Northern Illinois (11/2/13)

### 69 Basit DENNIS

DL • RS Sophomore • 6-1 • 268 • Worcester, Mass.

Holy Name HS • Worcester Academy

2015

- Did not compete

2014

- Redshirted

#### HIGH SCHOOL

- Attended Holy Name before going to Worcester Academy for a post-graduate year
- Led Holy Name to the Division 2 semifinals in 2012

### 67 Dan DINICOLA

OL • RS Sophomore • 6-6 • 309 • Walpole, Mass. • Dexter School

2015

- Made his lone appearance in the season finale at Buffalo
- Filled in admirably at left guard for the injured Fabian Hoeller, blocking for the UMass offense to rack up more than 450 yards

2014

- Redshirted

#### High School

- Played offensive and defensive line for head coach Casey Day at the Dexter School
- Earned all-scholastic honors from the Boston Globe in 2013
- An All-Evergreen League selection
- Earned a spot in the Shriner's All-Star Game
- Honored as a Mass Prep-Stars All-State selection

# UMASS FOOTBALL RECORD BOOK

## 2016 RETURNING PLAYER BIOS

### 47 Michael DOWE, JR.

OLB • RS Senior • 6-1 • 246 • Cromwell, Conn.  
Cromwell HS • Western New England University

#### 2015

- Appeared in two games

#### 2014

- Did not compete

#### 2013

- Redshirted

#### BEFORE MASSACHUSETTS

- Played his true freshman season at Western New England University in 2012-13
- Appeared in three games and recorded two tackles on the season

#### HIGH SCHOOL

- Three-year letterwinner for head coach Chris Eckert at Cromwell High School
- Helped the Panthers win the Connecticut State Championship in 2008 and finish as runners-up in 2011
- Won a pair of conference championships and recorded a four-year win total of 37-10
- Second-team All-Connecticut selection on the defensive line, was named to the Hartford Courant All-State Honorable Mention Team and was a first-team all-conference pick as a senior in 2011
- Cromwell High School Lineman of the Year after posting 105 total tackles with 59 tackles for loss and 14 sacks
- Also had 16 quarterback hurries and one interception
- Member of the indoor and outdoor track and field teams where he threw the discus and shot put

#### PERSONAL

- Son of Jocelyn Dowe

#### CAREER STATISTICS (Defense)

Year	GP/GS	UT	AT	TT	FF/FR	TFL	SACKS	INT-YDS	PD	BLK
2012					---	Member of WNEU team ---				
2013					---	Redshirted ---				
2014					---	Did not play ---				
2015	3/0	2	0	2	0/0	0.0-0	0.0-0	0-0	0	0

#### CAREER HIGHS

**Tackles:** 1 (1-0), twice, last vs. Miami (Ohio) (11/21/15)

### 41 Da'Sean DOWNEY

OLB • Junior • 6-4 • 245 • White Plains, N.Y. • Woodlands HS • Canterbury School

#### 2015

- Appeared in nine games, starting three
- Totaled 43 tackles, with 4.5 tackles for loss, one interception and one pass breakup
- Averaged 10 tackles in his final two games, with a career-best 11 against Miami (Ohio) and nine at Buffalo
- Added seven stops against Toledo

#### 2014

- Appeared in all 12 games, starting five
- Had 35 tackles, with one pass breakup
- Made four unassisted tackles, including a TFL, against Boston College
- Recorded a season-high five tackles against both Toledo and Ball State

#### High School

- Defensive MVP of 2013 New York vs. New Jersey High School Football Classic
- Played at Woodlands High School in Hartsdale, N.Y., before taking a prep year at the Canterbury School in 2013
- All-New York first team selection after posting 70 tackles, 14 sacks and three forced fumbles as a senior at Woodlands
- Earned Class C/D Lineman of the Year honors
- Also named Defensive MVP of the 2012 Senior Bowl after picking up three sacks

#### CAREER STATISTICS (DEFENSE)

Year	GP/GS	UT	AT	TT	FF/FR	TFL	SACKS	INT-YDS	PD	BLK
2014	12/5	16	19	35	0/0	1.0-2	0.0-0	0-0	1	0
2015	9/5	21	22	43	0/0	4.5-13	0.0-0	1-5	2	0
<b>Totals</b>	<b>21/10</b>	<b>37</b>	<b>41</b>	<b>78</b>	<b>0/0</b>	<b>5.5-15</b>	<b>0.0-0</b>	<b>1-5</b>	<b>3</b>	<b>0</b>

#### CAREER HIGHS

**Tackles:** 11 (0-11), vs. Miami (Ohio) (11/21/15)

**TFLs:** 1.5 (1-1), at Bowling Green (10/10/15)

**Pass Breakups:** 1, twice, last vs. #19 Toledo (10/24/15)

**Interceptions:** 1, at Buffalo (11/27/15)

**Interception Return Yards:** 5, at Buffalo (11/27/15)

### 58 Jack DRISCOLL

OL • RS Freshman • 6-5 • 294 • Madison, Conn. • Daniel Hand HS

#### 2015

- Redshirted

#### HIGH SCHOOL

- Was the Daniel Hand High School football team's captain and MVP as a senior
- Three-star recruit according to 247Sports

#### PERSONAL

- Son of John and Cory Driscoll

### 72 Derek DUMAIS

OL • RS Freshman • 6-5 • 318 • Marblehead, Mass. • Marblehead HS

#### 2015

- Redshirted

#### HIGH SCHOOL

- Won back-to-back Northeastern Conference (2013, 2014) titles at Marblehead High School
- Named to the 2014 Mass Prep Stars Performance Gridiron Super Team as a tackle

# UMASS FOOTBALL RECORD BOOK

## 2016 RETURNING PLAYER BIOS

### 30 Zeke EDMONDS

S • Junior • 6-0 • 207 • West Palm Beach, Fla. • Royal Palm Beach HS

#### 2015

- Appeared in 10 games, starting seven
- Recorded 44 tackles, including one TFL and five pass breakups
- Tallied a career-best 11 tackles vs. Akron
- Finished with nine stops against Toledo

#### 2014

- Appeared in nine games, finishing with 15 tackles and a pass breakup
- Helped out on a season-high five tackles, including an assisted TFL, against Bowling Green
- Made three tackles against Buffalo (11/28) in the season finale

#### High School

- Played scholastically at Royal Palm Beach High School
- Posted 22 sacks from his linebacker position to earn Class 7A All-State First-Team honors as a senior in 2013
- First-team all-region, all-area, all-county and all-conference selection

#### CAREER STATISTICS (DEFENSE)

Year	GP/GS	UT	AT	TT	FF/FR	SACKS	TFL	INT-YDS	PD
2014	9/0	2	13	15	0/0	0.0-0	0.5-0	0-0	1
2015	10/6	19	25	44	0/0	0.0-0	1.0-3	0-0	5
<b>Total</b>	<b>19/6</b>	<b>21</b>	<b>38</b>	<b>59</b>	<b>0/0</b>	<b>0.0-0</b>	<b>1.5-3</b>	<b>0-0</b>	<b>6</b>

#### CAREER HIGHS & MISCELLANEOUS STATISTICS

**Tackles:** 11 (3-8), vs. Akron (11/7/15)

**TFLs:** 0.5 (0-1), 3x, last vs. Akron (11/7/15)

**Pass Breakups:** 2, twice, last at Eastern Michigan (11/14/15)

**10+ Tackle Games:** 1, vs. Akron (11/7/15)

### 90 Dejon EVANS

WR • RS Freshman • 6-3 • 203 • Boston, Mass. • Catholic Memorial HS • Taft Prep

#### 2015

- Redshirted

#### HIGH SCHOOL

- Lettered at wide receiver and as a shooting guard on the basketball team
- Collected more than 1,000 yards receiving as a senior
- Semper Fidelis Bowl selection
- Scout.com first-team honoree

#### PERSONAL

- Son of Clint Evans and Aretha Still

### 66 Anthony FERNANDEZ

OL • RS Sophomore • 6-4 • 295 • Rancho Cucamonga, Calif. • Rancho Cucamonga HS

#### 2015

- Did not see game action

#### 2014

- Redshirted

#### HIGH SCHOOL

- Played offensive tackle, guard and defensive end for head coach Nick Baiz
- Earned All-Baseline League Second-Team honors in 2012; an honorable mention selection in 2011

### 20 Jordin HAMILTON

CB • Junior • 5-10 • 172 • Paradise Valley, Ariz. • Chaparral HS • Scottsdale C.C.

#### 2015

- Appeared in all 12 games, starting the final four contests of the season
- Finished with 18 tackles, one TFL and two pass breakups
- Had a career-best eight stops (six solo, two assisted) against Eastern Michigan
- Added four tackles versus Miami

#### BEFORE MASSACHUSETTS

- Appeared in 10 games at Scottsdale Community College in 2014
- Finished with 28 total tackles, two interceptions and nine pass break-ups
- Played the 2013 season at the Air Force Academy Preparatory School

#### HIGH SCHOOL

- Primarily played wide receiver at Chaparral High School
- Recorded 38 receptions for 550 yards and seven touchdowns as a senior
- Added 14 total tackles, two TFL and an interception

#### CAREER STATISTICS (Defense)

Year	GP/GS	UT	AT	TT	FF/FR	SACKS	TFL	INT-YDS	PD
2015	12/5	13	5	18	1/0	0.0-0	1.0-1	0-0	2

#### CAREER HIGHS

**Tackles:** 8 (6-2), at Eastern Michigan (11/14/15)

**Tackles For Loss:** 1.0 (1-0), vs. Miami (Ohio) (11/21/15)

**Pass Breakups:** 2, at Buffalo (11/27/15)

**Fumbles Forced:** 1, at Eastern Michigan (11/14/15)

### 98 D'Shan HARLEY

OLB • RS Freshman • 6-5 • 215 • Wichita Falls, Texas • Hirschi HS

#### 2015

- Redshirted

#### HIGH SCHOOL

- Associated Press Class 4A All-Texas First-Team selection as a defensive end in 2014
- Recorded 54 tackles, including 29 for loss, and had 15 sacks in just eight games
- His 15 sacks led all players in the Wichita Falls area
- Named second-team District 4A and to the Red River 22 All-Star Team

#### PERSONAL

- Son of Derrick Hines and Shawnonzo Harley



# UMASS FOOTBALL RECORD BOOK

## 2016 RETURNING PLAYER BIOS

### 14 Shaquille HARRIS

TE • RS Junior • 6-0 • 245 • Palmetto, Fla. • Palmetto HS

#### 2015

- Appeared in 10 games, starting two (Akron and Eastern Michigan)
- Finished the year with six receptions for 62 yards
- Had a season-best 27 yards on two catches against Notre Dame

#### 2014

- Redshirted

#### 2013

- Appeared in seven games
- Finished with 65 rushing yards and 36 receiving yards
- Recorded seven kick returns for 140 yards
- Broke a 45-yard run against Akron

#### HIGH SCHOOL

- 41 receptions for 586 yards and 10 touchdowns as a senior
- 45 receptions for 842 yards and 15 touchdowns as a junior
- Class 5A All-State Team Honorable Mention
- Member of the Bradenton Herald All-Area Second-Team
- Helped Palmetto to a No. 1 ranking in the Florida Class 5A division
- Four-year starter on the basketball team; also a sprinter and high jumper on the track and field team

#### CAREER STATISTICS (Rushing)

Year	GP/GS	NO	YDS	AVG	TD	LG
2013	7/0	4	65	16.2	0	45
2014		---	Redshirted	---		
2015	10/0	0	0	0.0	0	0
<b>Totals</b>	<b>17/0</b>	<b>4</b>	<b>65</b>	<b>16.2</b>	<b>0</b>	<b>45</b>

#### CAREER STATISTICS (RECEIVING)

Year	GP/GS	NO	YDS	AVG	TD	LG
2013	7/0	1	36	36.0	0	36
2014		---	Redshirted	---		
2015	10/0	6	62	10.3	0	21
<b>Totals</b>	<b>17/0</b>	<b>7</b>	<b>98</b>	<b>14.0</b>	<b>0</b>	<b>21</b>

#### CAREER STATISTICS (KICK RETURNS)

Year	GP/GS	NO	YDS	AVG	TD	LG
2013	7/0	7	140	20.0	0	28
2014	0/0	0	0	0.0	0	0
2015	10/0	1	18	18.0	0	18
<b>Totals</b>	<b>17/0</b>	<b>8</b>	<b>158</b>	<b>19.8</b>	<b>0</b>	<b>28</b>

#### CAREER HIGHS

**Rushing Attempts:** 2, vs. #17/21 Northern Illinois (11/2/13)

**Rushing Yards:** 45, vs. Akron (11/16/13) (one carry)

**Longest Rush:** 45, vs. Akron (11/16/13)

**Receptions:** 2, 3x, last at Ball State (10/31/15)

**Receiving Yards:** 36, at Ohio (11/29/13)

**Longest Reception:** 36, at Ohio (11/29/13)

**Kick Returns:** 6, vs. #17/21 Northern Illinois (11/2/13)

**Kick Return Yards:** 122, vs. #17/21 Northern Illinois (11/2/13) (6 returns)

**Longest Kick Return:** 28, vs. #17/21 Northern Illinois (11/2/13)

#### MISCELLANEOUS CAREER STATISTICS

**Games With 100+ Kick Return Yards:** 1, vs. #17/21 Northern Illinois (11/2/13)

**Games With 100+ All-Purpose Yards:** 1, vs. #17/21 Northern Illinois (11/2/13)

### 73 Fabian HOELLER

OL • Senior • 6-3 • 295 • Rösrath, Germany • Freiherr-Vom-Stein School

#### 2015

- Member of the MAC All-Academic Team
- Started all 12 games at left guard
- Blocked for a rushing attack that averaged 142.2 ypg
- Passing offense ranked No. 4 in the MAC at 257.5 ypg
- Helped pave the way for a season-best 330 rushing yards and three touchdowns against Eastern Michigan
- Team picked up 486 passing yards and four touchdowns through the air against Bowling Green

#### 2014

- Started all 12 games
- MAC All-Academic Team; CoSIDA Capital One Academic All-District
- UMass averaged 27.3 points and 421.1 total offensive yards as a team in 2014
- UMass ranked 10th in the FBS in passing during the regular season, averaging 311.8 ypg
- Protected Blake Frohnapfel's left side as the quarterback threw for a UMass-record 589 passing yards and five touchdowns against Bowling Green

#### 2013

- Appeared in 12 games, starting three
- Saw action at tackle, left guard and center
- Helped the offense's run game improve in year two at the FBS level as UMass rushed for over 1,500 yards and averaged 125.2 ypg, up from 89.6 ypg in 2012

#### HIGH SCHOOL

- A German national who played for the Cologne Falcons, an American football team in the North Division of the German Football League
- Four-year starter for the Falcons where he played every position on the offensive line
- Four-time All-GFL selection (2009-12)
- Named to the German National Team in 2011 and 2012
- Two-time team captain in 2011 and 2012

### 95 Sha-Ki HOLINES

DL • RS Junior • 6-3 • 257 • Springfield, Mass. • Commerce HS • Connecticut

#### 2015

- Appeared in 10 games, starting five
- Finished with 34 tackles, 1.5 sacks and tied for the team lead with two hurries
- Tied for the team lead with nine TFL and led UMass with seven unassisted TFL
- Recorded 2.5 TFL against Eastern Michigan and another two versus Miami
- Had a season-best six stops against Akron

#### 2014

- Appeared in 12 games, starting nine
- Finished with 34 tackles, including three TFL and two sacks
- Started at defensive tackle against Colorado and helped out on five tackles
- Earned a career-best seven tackles against Ball State

#### 2013

- Redshirted because of NCAA transfer rules
- Initially enrolled at Connecticut before transferring to UMass

#### High School

- Named to the Massachusetts High School Football Coaches Association Super 26 All-State Team
- Named to the Springfield Republican Division II All-Scholastic First-Team as a junior and senior
- Had 80 tackles, including 29 TFL, in 2013
- Totaled 122 tackles and was team's defensive MVP with six sacks as a junior

#### CAREER STATISTICS (Defense)

Year	GP/GS	UT	AT	TT	FF/FR	SACKS	TFL	INT-YDS	PD	BLK
2014	12/8	7	27	34	0/0	2.0-10	3.0-11	0-0	0	0
2015	10/6	13	21	34	0/0	1.5-13	9.0-30	0-0	0	0
<b>Totals</b>	<b>22/14</b>	<b>20</b>	<b>48</b>	<b>68</b>	<b>0/0</b>	<b>3.5-23</b>	<b>12.0-41</b>	<b>0-0</b>	<b>0</b>	<b>0</b>

#### CAREER HIGHS

**Tackles:** 7 (0-7), vs. Ball State (11/12/14)

**TFLs:** 2.5, at Eastern Michigan (11/14/15)

**Sacks:** 1.5, vs. Eastern Michigan (10/18/14)

# UMASS FOOTBALL RECORD BOOK

## 2016 RETURNING PLAYER BIOS

### 95 Kyle HORN

TE • RS Freshman • 6-5 • 230 • Pembroke, Mass. • Pembroke HS

2015

- Redshirted

### 8 Shane HUBER

ILB • RS Junior • 6-3 • 237 • Basking Ridge, N.J. • St. Peter's Prep

2015

- Appeared in all 12 games, starting the final 11
- Ranked No. 2 on the team with 95 tackles, 2.5 TFL and two forced fumbles
- Recorded a career-best 12 tackles at Bowling Green
- Led the team in tackles against Bowling Green, Miami (11) and Temple (10); had 10 stops vs. Kent State and Toledo

2014

- Redshirted

2013

- Appeared in eight games, starting five, before suffering a season-ending injury
- Recorded 16 tackles on the year, with a half-sack for a loss of four yards
- Earned five tackles during a start against Vanderbilt

#### HIGH SCHOOL

- Team captain at St. Peter's Prep in 2012
- Named to the All-New Jersey first team, all-metro team, first-team all-county and first-team all-conference
- Earned HCLAL Defensive Player of the Year honors
- Selected to the Chesapeake Bowl and was named one of the game's top-10 performers
- Posted 91 tackles, 18 tackles for loss, four sacks and one interception as a senior

#### CAREER STATISTICS (DEFENSE)

Year	GP/GS	UT	AT	TT	FF/FR	SACKS	TFL	INT-YDS	PD
2013	8/5	7	9	16	0/0	0.5-4	0.5-4	0-0	0
2014					---	Redshirted	---		
2015	12/11	39	56	95	2/0	0.0-0	2.5-3	0-0	0
<b>Totals</b>	<b>20/16</b>	<b>44</b>	<b>62</b>	<b>106</b>	<b>2/0</b>	<b>0.5-4</b>	<b>3.0-7</b>	<b>0-0</b>	<b>0</b>

#### CAREER HIGHS

**Tackles:** 12 (5-7), at Bowling Green (10/10/15)

**TFLs:** 1.0 (1-0), twice, last at Eastern Michigan (11/14/15)

**Sacks:** 0.5, vs. Western Michigan (10/26/13)

**Fumbles Forced:** 1, twice, last vs. Miami (Ohio) (11/21/15)

#### MISCELLANEOUS CAREER STATISTICS

**10+ Tackle Games:** 5, last vs. Miami (Ohio) (11/21/15)

### 23 Andy ISABELLA

WR • Sophomore • 5-9 • 186 • Mayfield, Ohio • Mayfield HS

2015

- Appeared in 10 games, starting vs. Kent State
- Finished the season with two receptions for seven yards
- Recorded 28 rushing yards on three attempts, averaging 9.3 ypc
- Ranked No. 2 on the team with 17 kick returns for 315 yards

#### BEFORE UMASS

- Rushed 83 times for 676 yards (6.9 per carry) and five touchdowns for Mayfield in 2013, when he also caught 25 passes covering 468 yards with three receiving scores
- 2014 Associated Press Northeast Lakes All-District choice
- Also ran track and broke the state record in the indoor 60-meter with a time of 6.72

#### CAREER STATISTICS (RUSHING)

Year	GP/GS	NO	YDS	AVG	TD	LG
2015	10/1	3	28	9.3	0	14

#### CAREER STATISTICS (RECEIVING)

Year	GP/GS	NO	YDS	AVG	TD	LG
2015	10/1	2	7	3.5	0	8

#### CAREER STATISTICS (KICK RETURNS)

Year	GP/GS	NO	YDS	AVG	TD	LG
2015	10/1	17	315	18.5	0	31

#### CAREER HIGHS

**Rushing Attempts:** 1, 3x, last at Buffalo (11/27/15)

**Rushing Yards:** 14, vs. Florida International (10/3/15)

**Longest Rush:** 14, vs. Florida International (10/3/15)

**Receptions:** 1, twice, last vs. Miami (Ohio) (11/21/15)

**Receiving Yards:** 8, vs. Miami (Ohio) (11/21/15)

**Kick Returns:** 6, 2x, last vs. #19 Toledo (10/24/15)

**Kick Return Yards:** 116, at #6 Notre Dame (9/26/15)

**Longest Kick Return:** 31, vs. #19 Toledo (10/24/15)

#### MISCELLANEOUS CAREER STATISTICS

**Games With 100+ Kick Return Yards:** 2, last vs. #19 Toledo (10/24/15)

**Games With 100+ All-Purpose Yards:** 2, last vs. #19 Toledo (10/24/15)

### 5 Dan JONAH

WR • RS Senior • 5-11 • 195 • West Springfield, Mass. • West Springfield HS

2015

- Appeared in nine games, starting at Eastern Michigan
- Finished the season with two receptions for 51 yards and a touchdown
- Touchdown came on a 25-yard catch at Bowling Green

2014

- Redshirted

#### PERSONAL

- Competed on the UMass baseball team in 2013 and 2014

#### CAREER STATISTICS (RECEIVING)

Year	GP/GS	NO	YDS	AVG	TD	LG
2015	9/0	2	51	25.5	1	26

#### CAREER HIGHS

**Receptions:** 1, twice, last vs. Miami (Ohio) (11/21/15)

**Receiving Yards:** 26, vs. Miami (Ohio) (11/21/15)

**Touchdown Receptions:** 1, at Bowling Green (10/10/15)

#### CAREER HIGHS

**Receptions:** 1, twice, last vs. Miami (11/21/15)

**Receiving Yards:** 26, vs. Miami (11/21/15)

**Receiving TD:** 1, at Bowling Green (10/10/15)

### 97 Aaron KINSEY

OLB • RS Freshman • 6-3 • 208 • Miami, Fla. • Northwestern HS

2015

- Redshirted

#### HIGH SCHOOL

- Played for Coach Eddie Brown
- Team reached the playoffs as a senior after missing the postseason in 2013
- Lettered on the basketball team, where he averaged 12.3 points and 9.3 rebounds

# UMASS FOOTBALL RECORD BOOK

## 2016 RETURNING PLAYER BIOS

### 74 Lukas KOLTER

OL • Junior • 6-4 • 324 • Cologne, Germany

#### 2015

- Appeared in seven games
- Rushing attack averaged 142.2 ypg
- Passing offense ranked No. 4 in the MAC at 257.5 ypg

#### 2014

- Appeared in 11 games
- The Minutemen averaged 27.3 points and 421.1 total offensive yards as a team
- Helped create holes for the run game, which averaged 109.3 ypg
- UMass ranked 10th in the FBS in passing during the regular season, averaging 311.8 ypg
- Helped anchor the line as Blake Frohnapfel threw for a UMass-record 589 passing yards and five touchdowns against Bowling Green

#### HIGH SCHOOL

- Became the second German national to play for the Minutemen, joining Fabian Hoeller
- Played for the Cologne Crocodiles of the German Football League 2
- Three-year starter for the Crocodiles, who won national championships in 2011 and 2012
- Three-time all-state selection in 2010, 2011 and 2012

### 52 Vondell LANGSTON

ILB • RS Senior • 6-0 • 235 • Everett, Mass. • Everett HS

#### 2015

- Appeared in seven games
- Finished with one tackle, in the season finale against Buffalo

#### 2014

- Appeared in 12 games
- Finished with 20 tackles and 1.5 TFL as a reserve linebacker and member of special teams
- Notched a then-career-high four tackles, including a TFL, at Penn State
- Set a personal best with five stops against Bowling Green

#### 2013

- Appeared in three games

#### 2012

- Redshirted

#### High School

- Named to the ESPN All-Massachusetts Team
- Earned all-scholastic honors from the Boston Globe and Boston Herald
- Led Everett High School to a state championship in each of his final two season, which included a streak of 25 straight wins
- Served as team captain in 2011 for head coach John Dibiaso

#### Personal

- Son of Robert Woodson and Tamico Langston

#### CAREER STATISTICS (DEFENSE)

Year	GP/GS	UT	AT	TT	FF/FR	SACKS	TFL	INT-YDS	PD
2012					---	Redshirted ---			
2013	3/0	0	0	0	0/0	0-0	0-0	0-0	0
2014	12/0	10	10	20	0/0	0.5-2	1.5-3	0-0	0
2015	7/0	1	0	1	0/0	0.0-0	0.0-0	0-0	0
<b>Totals</b>	<b>22/0</b>	<b>11</b>	<b>10</b>	<b>21</b>	<b>0/0</b>	<b>0.5-2</b>	<b>1.5-3</b>	<b>0-0</b>	<b>0</b>

#### CAREER HIGHS

**Tackles:** 5 (3-2), vs. Bowling Green (9/27/14)

**TFLs:** 1.0 (1-0), at Penn State (9/20/14)

**Sacks:** 0.5, vs. Eastern Michigan (10/18/14)

### 79 Jake LARGAY

DL • RS Sophomore • 6-5 • 315 • East Hartland, Conn. • Granby Memorial HS

#### 2015

- Appeared in six games
- Logged his lone tackle in the season opener versus Colorado

#### 2014

- Redshirted

#### HIGH SCHOOL

- Played guard, defensive tackle, defensive end and long-snapper for Granby Memorial High School
- Named to the 2013 American Family Insurance All-USA Connecticut Football Team as an offensive lineman
- Earned All-Pequot Conference honors as a junior (2012) and senior (2013)
- Served as team captain in 2013 and was the defensive MVP
- Posted 105 career tackles, including 68 as a senior
- Also had 34 career sacks, with 13 as a senior
- Seventh-ranked overall recruit out of Connecticut

#### CAREER STATISTICS (Defense)

Year	GP/GS	UT	AT	TT	FF/FR	SACKS	TFL	INT-YDS	PD
2014					---	Redshirted ---			
2015	6/0	1	0	1	0/0	0.0-0	0.0-0	0.0-0	0

#### CAREER HIGHS

**Tackles:** 1 (1-0), at Colorado (9/12/15)

### 99 Logan LAURENT

K/P • RS Junior • 6-4 • 217 • Temecula, Calif. • Exeter HS (N.H.)

#### 2015

- Appeared in all 12 games
- Served as the team's primary punter and placekicker
- Ranked No. 3 in the MAC, averaging 42.2 yards per punt
- Recorded 13 punts of at least 50 yards, with a long of 56
- Converted 8 of 12 field goal attempts, with a long of 48
- Was perfect on all 25 PATs
- Led the team in scoring with 49 points on the season

#### 2014

- Served as the placekicker in five games
- Ended the year 4-of-6 on field goals and 13-for-18 on extra points for 25 total points
- Was 2-for-2 on field goals and 4-of-5 on extra points against at Kent State
- Made a 31-yard field goal and converted three extra points versus Eastern Michigan

#### 2013

- Redshirted

#### High School

- Helped Exeter High School to the New Hampshire Division I Championship as a junior and senior
- Made 41-of-42 extra points and four of his five field goal attempts in 2012
- Also had 36-of-54 kickoffs result in touchbacks during his senior season

#### CAREER STATISTICS (KICKING)

Year	GP/GS	FG-A	PAT	PTS	KO-YDS	KO AVG	TB
2013					---	Redshirted ---	
2014	5/0	4-6	13-18	25	0-0	0.0	0
2015	12/0	8-12	25-25	49	1-62	62.0	0
<b>Totals</b>	<b>17/0</b>	<b>12-18</b>	<b>38-39</b>	<b>74</b>	<b>1-62</b>	<b>62.0</b>	<b>0</b>

#### CAREER STATISTICS (PUNTING)

Year	GP/GS	No.	Yds.	Avg.	Long	TB	In20	50+	Blk
2013						---	Redshirted ---		
2014	5/0	0	0	0.0	0	0	0	0	0
2015	12/0	63	2660	42.2	56	5	15	13	0
<b>Totals</b>	<b>17/0</b>	<b>58</b>	<b>2472</b>	<b>42.6</b>	<b>56</b>	<b>5</b>	<b>15</b>	<b>13</b>	<b>0</b>

#### CAREER HIGHS

**Points Scored:** 10, at Kent State (10/11/14)

**Field Goals Made:** 2, twice, last vs. Akron (11/7/15)

**Field Goal Attempts:** 2, 6x, last vs. Akron (11/7/15)

**Longest Made Field Goal:** 48, vs. Florida International (10/3/15)

**Longest Attempted Field Goal:** 48, vs. Florida International (10/3/15)

**Punts Attempted:** 9, vs. Temple (9/19/15)

**Punt Yards:** 382, vs. Temple (9/19/15)

**Longest Punt:** 56, at Colorado (9/12/15)

# UMASS FOOTBALL RECORD BOOK

## 2016 RETURNING PLAYER BIOS

### 82 Connor LEMIEUX

WR • RS Junior • 6-0 • 199 • Fitchburg, Mass. • Fitchburg HS

#### 2015

- Appeared in all 12 games
- Finished with one reception for four yards

#### 2014

- Did not compete

#### 2013

- Redshirted

#### High School

- Played quarterback and wide receiver for Dan Walker at Fitchburg High School
- Earned all-conference honors as a junior and senior
- Threw for 1,063 yards and four touchdowns and ran for 678 yards and 13 touchdowns before suffering a season-ending injury as a senior
- Also a member of the track team
- Member of the Greater Fitchburg Track & Field Junior Olympic Team that won the 4x400-meter relay at the New England Junior Olympic Meet in 2013

#### Personal

- Son of Glenn and Roberta Lemieux

#### CAREER STATISTICS (RECEIVING)

Year	GP/GS	NO	YDS	AVG	TD	LG
2014		--- Redshirted ---				
2014		--- Redshirted ---				
2015	12/0	1	4	4.0	0	4

#### CAREER HIGHS

**Receptions:** 1, at Colorado (9/12/15)

**Receiving Yards:** 4, at Colorado (9/12/15)

**Longest Reception:** 4, at Colorado (9/12/15) (from QB Ross Comis)

### 37 Andrew LIBBY

FB • Junior • 6-1 • 223 • Saco, Maine • Thornton Academy

#### 2015

- Appeared in all 12 games
- Finished with four receptions for 23 yards
- Had two catches for 17 yards vs. Bowling Green

#### 2014

- Appeared in 10 games
- Rushed twice for three yards, caught five passes for 26 yards and returned six kickoffs totaling 100 yards

#### HIGH SCHOOL

- Missed the bulk of his senior season due to injury
- Named the 2012 Maine Gatorade Football Player of the Year as a junior
- Led Thornton to the Class A State title in 2012 thanks in part to 1,091 yards and 23 touchdowns along with 98 tackles and six interceptions

#### CAREER STATISTICS (RUSHING)

Year	GP/GS	No.	Yds.	Avg.	TD	Lg.
2014	10/0	2	3	1.5	0	3
2015	12/0	0	0	0.0	0	0
<b>Totals</b>	<b>22/0</b>	<b>2</b>	<b>3</b>	<b>1.5</b>	<b>0</b>	<b>3</b>

#### CAREER STATISTICS (RECEIVING)

Year	GP/GS	No.	Yds.	Avg.	TD	Lg.
2014	10/0	5	26	5.2	0	8
2015	12/0	4	23	5.8	0	10
<b>Totals</b>	<b>22/0</b>	<b>9</b>	<b>49</b>	<b>5.4</b>	<b>0</b>	<b>10</b>

#### CAREER STATISTICS (KICK RETURNS)

Year	GP/GS	No.	Yds.	Avg.	TD	Lg.
2014	10/0	6	100	16.7	0	21
2015	12/0	0	0	0.0	0	0
<b>Totals</b>	<b>22/0</b>	<b>6</b>	<b>100</b>	<b>16.7</b>	<b>0</b>	<b>21</b>

#### CAREER HIGHS

**Rushing Attempts:** 2, at Penn State (9/20/14)

**Rushing Yards:** 3, at Penn State (9/20/14)

**Receptions:** 3, vs. Eastern Michigan (10/18/14)

**Receiving Yards:** 17, at Bowling Green (10/10/15)

**Longest Reception:** 10, at Bowling Green (10/10/15)

**Kickoff Returns:** 3, at Miami (Ohio) (10/4/14)

**Kickoff Return Yards:** 41, at Miami (Ohio) (10/4/14) (three returns)

**Longest Kickoff Return:** 21, at Miami (Ohio) (10/4/14)

### 4 Sekai LINDSAY

RB • Sophomore • 5-8 • 215 • Melbourne, Fla. • Palm Bay HS

#### 2015

- Appeared in six games
- Ranked No. 3 on the team with 114 rushing yards and one touchdown
- Caught five passes for 28 yards
- Tallied a career-best 35 yards on 12 carries vs. Temple

#### HIGH SCHOOL

- Ran for 966 yards and 11 touchdowns as a senior
- Racked up 1,600 rushing yards and 16 touchdowns as a junior
- Selected to the 2015 Space Coast vs. Treasure Coast All-Star Game
- Named to the FACA All-District Senior Team in 2014
- Earned all-state, all-district first-team and all-conference first-team honors in 2013
- Played for head coach Dan Burke

#### CAREER STATISTICS (RUSHING)

Year	GP/GS	No.	Yds.	Avg.	TD	Lg.
2015	6/0	34	114	3.4	1	15

#### CAREER STATISTICS (RECEIVING)

Year	GP/GS	No.	Yds.	Avg.	TD	Lg.
2015	6/0	5	28	5.6	0	11

#### CAREER HIGHS

**Rushing Attempts:** 12, vs. Temple (9/19/15)

**Rushing Yards:** 35, vs. Temple (9/19/15)

**Longest Rush:** 15, vs. #19 Toledo (10/24/15)

**Rushing Touchdowns:** 1, at #6 Notre Dame (9/26/15)

**Receptions:** 3, vs. Temple (9/19/15)

**Receiving Yards:** 11, twice, last at #6 Notre Dame (9/26/15)

**Longest Reception:** 11, at #6 Notre Dame (9/26/15)

# UMASS FOOTBALL RECORD BOOK

## 2016 RETURNING PLAYER BIOS

### 40 Jon LUCIER

TE • RS Sophomore • 6-6 • 217 • Holden, Mass. • Wachusett Regional HS

#### 2015

- Did not see game action

#### 2014

- Redshirted

#### HIGH SCHOOL

- Lettered as a tight end and wide receiver at Wachusett Regional High School
- Team captain as a senior; Wachusett All-Star selection
- As a member of the track and field team, won a league title in the javelin and won a bronze medal in the triple jump at the district championships

#### PERSONAL

- Son of Jonathan Sr., and Deborah Lucier
- Earned Eagle Scout distinction in 2013

### 43 Brandon MANGRAM

CB • RS Freshman • 5-10 • 179 • Buford, Ga. • Buford HS

#### 2015

- Redshirted

#### HIGH SCHOOL

- Helped Buford High School to a Class 4A State Championship in 2014
- Named Class 4A second-team all-region as a senior
- 2014 Gwinnett Daily Post Offensive Honor Roll

#### PERSONAL

- Son of Tony and Monica Mangram
- Brother, Martin, is also a member of the UMass football program
- Father, Tony, played football at Georgia while his uncle, Jeff, played at Syracuse

### 27 Jesse MONTEIRO

S • RS Junior • 5-9 • 179 • Brockton, Mass. • Tabor Academy

#### 2015

- Appeared in 12 games, starting three
- Finished with 41 tackles and one fumble recovery
- Started the final three games of the year
- Led the team with 12 stops in the season finale against Buffalo
- Also had eight tackles vs. Eastern Michigan and Miami

#### 2014

- Appeared in 12 games, totaling nine tackles
- Accrued nine tackles over 12 appearances as a reserve in the secondary and member of special teams
- Totaled two tackles against Eastern Michigan

#### 2013

- Redshirted

#### CAREER STATISTICS (DEFENSE/SPECIAL TEAMS)

Year	GP/GS	UT	AT	TT	FF/FR	SACKS	TFL	INT-YDS	PD
2014	11/0	1	8	9	0/0	0.0-0	0.0-0	0-0	0
2015	12/3	19	22	41	0/1	0.0-0	0.0-0	0-0	0
<b>Totals</b>	<b>23/3</b>	<b>12</b>	<b>26</b>	<b>38</b>	<b>0/1</b>	<b>0.0-0</b>	<b>0.0-0</b>	<b>0-0</b>	<b>0</b>

#### CAREER STATISTICS (KICK RETURNS)

Year	GP/GS	NO	YDS	AVG	TD	LG
2014	11/0	0	0	0.0	0	0
2015	12/3	1	4	4.0	0	4
<b>Totals</b>	<b>23/3</b>	<b>1</b>	<b>4</b>	<b>4.0</b>	<b>0</b>	<b>4</b>

#### CAREER HIGHS

**Tackles:** 8 (1-7), twice, last vs. Miami (Ohio) (11/21/15)

**Fumbles Recovered:** 1, at Eastern Michigan (11/14/15)

### 22 Micah MOREL

S • RS Freshman • 5-11 • 195 • Brockton, Mass.

Brockton HS • Milford Academy (N.Y.)

#### 2015

- Did not compete

#### HIGH SCHOOL

- Attended Milford Academy in 2014, where he had 24 tackles, 3.5 sacks, 5.5 TFL and an interception
- Played defensive back, quarterback, running back and wide receiver at Brockton High School
- ESPN Boston 2012 MIAA All-State Team
- 2012 ESPN Boston Preseason All-State selection

### 3 Lee MOSES

S • Sophomore • 5-11 • 193 • Warwick, R.I. • Bishop Hendricken HS

#### 2015

- Appeared in seven games
- Finished with seven tackles
- Had a career-best three stops against Miami (Ohio)

#### HIGH SCHOOL

- Played for three seasons at Bishop Hendricken High School for head coach Keith Croft
- Helped Bishop Hendricken to four Rhode Island State Championship Titles (2011-14)
- Two-time selection to the American Family Insurance All-USA Rhode Island Football Team (2013, 2014) and earned Defensive Player of the Year honors in 2014
- 2014 Providence Journal First-Team All-State at wide receiver and All-Division I at defensive back
- As a junior in 2013, was a first-team all-state selection in both football and track; won the state indoor and outdoor long jump titles in 2013-14
- Named the Warwick Beacon's 2014 Male Athlete of the Year
- As a senior, rushed for 270 yards and four touchdowns on 35 carries, caught 36 passes for 621 yards and six touchdowns, returned three kickoffs for a total of 28 yards and five punts for a total of 131 yards over 12 games played; on defense at safety, he recorded 84 total tackles including a sack in 12 games as a senior
- As a junior in 2013, had 420 yards receiving, 125 yards rush, and scored six touchdowns on offense while tallying 50 tackles and four interceptions on defense
- Finished his prep career with 194 total tackles and nine interceptions in 34 games.

#### CAREER STATISTICS (DEFENSE/SPECIAL TEAMS)

Year	GP/GS	UT	AT	TT	FF/FR	SACKS	TFL	INT-YDS	PD
2015	7/0	2	5	7	0/0	0.0-0	0.0-0	0-0	0

#### CAREER HIGHS

**Tackles:** 3 (1-2), vs. Miami (Ohio) (11/21/15)

### 52 Seamus MURRAY

OL • RS Sophomore • 5-11 • 243 • Marstons Mills, Mass. • Barnstable HS

#### 2015

- Did not compete

#### 2014

- Redshirted

#### HIGH SCHOOL

- Helped the Barnstable High School team to a 10-2 record and first place in its division
- Lettered in football and wrestling
- National Honor Society member

#### PERSONAL

- Son of Patrick and Kristin Murray
- Older brother, Owen, played football at Stonehill College



# UMASS FOOTBALL RECORD BOOK

## 2016 RETURNING PLAYER BIOS

### 19 Shakur NESMITH

WR • RS Junior • 6-4 • 206 • Philadelphia, Pa. • Imhotep HS

#### 2015

- Appeared in nine games, starting five
- Finished with 15 receptions for 204 yards and three touchdowns
- Ranked No. 2 on the team with 13.6 ypc
- Reeled in three passes for 88 yards and a score against Notre Dame
- Tied a career high with four catches for 35 yards and a touchdown vs. Toledo

#### 2014

- Appeared in 10 games
- Recorded 105 receiving yards on seven receptions with one touchdown
- Scored on a 15-yard reception at Toledo

#### 2013

- Started the only game he played in during the season
- Recorded two catches for 14 yards against Wisconsin
- Was injured against the Badgers and missed the remainder of the season

#### HIGH SCHOOL

- Helped Imhotep capture back-to-back PIAA Class AA State Championships
- Rated a three-star recruit according to 247Sports.com
- Selected to the 2012 Philadelphia Eagles City All-Star Football Classic
- Also played basketball and ran track in high school
- Won the 100-meter dash and led the 4x100-meter relay team to a first place finish at the 2012 District 12 Championship Meet
- Helped the Imhotep basketball team to the 2012 PIAA Class AA State Championship

#### CAREER STATISTICS (RECEIVING)

Year	GP/GS	NO	YDS	AVG	TD	LG
2013	1/1	2	14	7.0	0	7
2014	10/0	7	105	15.0	1	36
2015	9/5	15	204	13.6	3	56
<b>Totals</b>	<b>20/6</b>	<b>24</b>	<b>323</b>	<b>13.5</b>	<b>4</b>	<b>56</b>

#### CAREER HIGHS

**Receptions:** 4, vs. #19 Toledo (10/24/15)

**Receiving Yards:** 88, at #6 Notre Dame (9/26/15) (three receptions)

**Touchdown Receptions:** 1, 4x, last vs. #19 Toledo (10/24/15)

**Longest Reception:** 56, at #6 Notre Dame (9/26/15)

### 44 Peter NGOBIDI

OLB • Senior • 6-2 • 221 • Hyde Park, Mass. • Catholic Memorial HS

#### 2015

- Appeared in eight games
- Finished with 17 tackles, 2.5 TFL, one sack and two hurries
- Tied his career-best with four stops against Temple, Toledo and Ball State

#### 2014

- Appeared in 10 games
- Finished with eight tackles, with one TFL
- Totaled four tackles against Colorado

#### 2013

- Saw action in six games
- Recorded one solo tackle, against Northern Illinois

#### High School

- All-Massachusetts selection and an all-Catholic Conference pick as a senior
- Had 68 tackles, 12 sacks and three forced fumbles as a senior captain in 2012
- Earned 60 tackles, including 20 for loss, and nine sacks as a junior

#### CAREER STATISTICS (DEFENSE/SPECIAL TEAMS)

Year	GP/GS	UT	AT	TT	FF/FR	SACKS	TFL	INT-YDS	PD
2013	6/0	1	0	1	0/0	0.0-0	0.0-0	0-0	0
2014	10/0	2	6	8	0/0	0.0-0	1.0-3	0-0	0
2015	8/0	7	10	17	0/0	1.0-4	2.5-10	0-0	0
<b>Totals</b>	<b>24/0</b>	<b>10</b>	<b>16</b>	<b>26</b>	<b>0/0</b>	<b>1.0-4</b>	<b>3.5-13</b>	<b>0-0</b>	<b>0</b>

#### CAREER HIGHS

**Tackles:** 4 (2-2), 3x, last at Ball State (10/31/15)

**TFLs:** 2.0, vs. Temple (9/19/15)

**Sacks:** 1.0 vs. Temple (9/19/15)

### 56 Joe PARSONS

OL • RS Freshman • 6-4 • 280 • Dover, Mass. • Xaverian Brothers HS

#### 2015

- Redshirted

#### HIGH SCHOOL

- Helped Xaverian High School win the 2014 Massachusetts Division I State Championship
- Played offensive tackle, defensive tackle and tight end
- Named to the 2014 American Family Insurance All-USA Massachusetts Football Team
- Earned All-Massachusetts Super 26 honors as a senior
- 2014 Catholic Conference Lineman of the Year
- Named 2014 Mass Prep Stars First-Team Performance Gridiron Super Team
- Played for head coach Charlie Severson

#### PERSONAL

- Brother of former Boston College tight end C.J. Parsons

### 96 Mario PATTON

DL • RS Freshman • 6-0 • 297 • Cleveland Heights, Ohio • Cleveland Heights HS

#### 2015

- Redshirted

#### HIGH SCHOOL

- Posted 24 tackles, with six TFL in 2014
- Team MVP and team captain as a senior
- Earned 2014 Northeast Lakes All-District Team special mention honors
- Played for head coach Jeff Rotsky

# UMASS FOOTBALL RECORD BOOK

## 2016 RETURNING PLAYER BIOS

### 28 Jackson PORTER

CB • RS Junior • 6-1 • 197 • Ellicott City, Md. • Mt. Hebron HS

#### 2015

- Appeared in 10 games
- Finished with two tackles

#### 2014

- Appeared in 11 games, starting one
- Finished the year with 41 tackles, with two interceptions and one touchdown
- Started the season opener, making eight stops against Boston College
- Added seven tackles against Colorado and six more at Vanderbilt
- Returned an interception 34 yards for a touchdown against Kent State

#### 2013

- Redshirted

#### HIGH SCHOOL

- Three-year selection to the All-Howard County Team as a wide receiver and defensive back
- Tallied 100 tackles as a senior with four interceptions, including one returned for a touchdown
- Participated as a sprinter in the 100- and 200-meter dashes
- An all-county selection in track and field; held the Mt. Hebron records in the 55, 100, 200 and 300 meter dashes upon graduation
- An honor roll student who also spent time volunteering as a camp counselor over the summer and with Meals on Wheels

#### CAREER STATISTICS (RUSHING)

Year	GP/GS	NO	YDS	AVG	TD	LG
2013						---
2014	11/8	0	0	0.0	0	0
2015	10/0	1	9	9.0	0	9
<b>Totals</b>	<b>21/8</b>	<b>1</b>	<b>9</b>	<b>9.0</b>	<b>0</b>	<b>9</b>

#### CAREER STATISTICS (RECEIVING)

Year	GP/GS	NO	YDS	AVG	TD	LG
2013						---
2014	11/8	0	0	0.0	0	0
2015	10/0	1	7	7.0	0	7
<b>Totals</b>	<b>21/8</b>	<b>1</b>	<b>7</b>	<b>7.0</b>	<b>0</b>	<b>7</b>

#### CAREER STATISTICS (DEFENSE/SPECIAL TEAMS)

Year	GP/GS	UT	AT	TT	FF/FR	SACKS	TFL	INT-YDS	PD
2013									---
2014	11/8	21	20	41	0/0	0.0-0	1.0-2	2-65	4
2015	10/0	1	1	2	0/0	0.0-0	0.0-0	0-0	0
<b>Totals</b>	<b>21/8</b>	<b>22</b>	<b>21</b>	<b>43</b>	<b>0/0</b>	<b>0.0-0</b>	<b>0.0-0</b>	<b>2-65</b>	<b>4</b>

#### CAREER HIGHS

**Rushing Attempts:** 1, at Eastern Michigan (11/14/15)  
**Rushing Yards:** 9, at Eastern Michigan (11/14/15)  
**Longest Rush:** 9, at Eastern Michigan (11/14/15)  
**Receptions:** 1, at Colorado (9/12/15)  
**Receiving Yards:** 7, at Colorado (9/12/15)  
**Longest Reception:** 7, at Colorado (9/12/15) (from QB Ross Comis)  
**Tackles:** 8 (2-6), vs. Boston College (9/6/14)  
**TFLs:** 0.5, vs. Bowling Green (9/27/14)  
**Interceptions:** 1, twice, last at Kent State (10/11/14)  
**Interception Return Yards:** 34, at Kent State (10/11/14)  
**Interceptions Returned For A Touchdown:** 1, at Kent State (10/11/14)  
**Pass Breakups:** 1, twice, last vs. Eastern Michigan (10/18/14)

### 61 Joe PREVITE

DL • RS Sophomore • 6-2 • 269 • Brockton, Mass.

Brockton HS • Northfield Mt. Hermon

#### 2015

- Appeared in seven games
- Finished with three tackles, including one TFL and one sack
- Sack came against Temple

#### 2014

- Redshirted

#### HIGH SCHOOL

- Attended Northfield Mount Hermon for a post-graduate year
- An all-Massachusetts defensive line selection as a senior at Brockton High School
- Four-year starter at Brockton, where he posted 50 tackles as a senior
- Earned Boston Globe and Boston Herald All-Scholastic honors in 2012, along with ESPN Boston All-State honors

#### CAREER STATISTICS (DEFENSE/SPECIAL TEAMS)

Year	GP/GS	UT	AT	TT	FF/FR	SACKS	TFL	INT-YDS	PD
2015	7/0	1	2	3	0/0	1.0-3	1.0	0-0	0

#### CAREER HIGHS

**Tackles:** 3 (2-1), vs. Temple (9/19/15)

**TFLs:** 1.0 (1-0), vs. Temple (9/19/15)

**Sacks:** 1.0 (1-0), vs. Temple (9/19/15)

### 87 Travis REYNOLDS

TE • Sophomore • 6-5 • 252 • Brisbane, Australia • Alexandra Hills State HS

#### 2015

- Did not compete

#### HIGH SCHOOL

- Played one season of American rules football for the Bayside Club, focusing at tight end
- Played Australian rules football, with strong punting skills

# UMASS FOOTBALL RECORD BOOK

## 2016 RETURNING PLAYER BIOS

### 42 John ROBINSON-WOODGETT

FB • RS Senior • 6-1 • 247 • Springfield, Mass. • Cathedral HS • Worcester Academy  
2015

- Played in 12 games with one start, at Colorado
- Split time at linebacker and fullback
- Racked up 57 tackles, including 26 solo stops
- Had 3.0 tackles for a loss of 13 yards, including one sack for nine yards

#### 2014

- Appeared in 11 games
- Finished with 23 tackles, including 1.5 TFL
- Had five tackles against Colorado and Bowling Green

#### 2013

- Redshirted

#### 2012

- Appeared in 10 games
- Recorded 11 tackles, with a fumble recovery
- Made a personal-best five takedowns at Vanderbilt

#### HIGH SCHOOL

- Had 87 tackles, including 10 TFLs, and rushed for 550 yards with 12 TDs as a senior
- All-region honoree on offense and defense
- Named team's offensive MVP
- Honor roll student and an undefeated wrestler
- Played for head coach Dave Dykeman

#### PERSONAL

- Son of Keith Woodgett and Sandra Robinson
- Has two brothers, James Robinson and Calvin Rogers

#### CAREER STATISTICS (DEFENSE)

Year	GP/GS	UT	AT	TT	FF/FR	SACKS	TFL	INT-YDS	PD
2012	10/0	5	6	11	0/1	0.0-0	0.0-0	0-0	0
2013					---	Redshirted	---		
2014	11/0	9	14	23	0/0	0.0-0	1.5-1	0-0	0
2015	12/1	26	31	57	1/0	1.0-9	3.0-13	0-0	0
<b>Totals</b>	<b>33/1</b>	<b>40</b>	<b>51</b>	<b>91</b>	<b>1/1</b>	<b>1.0-9</b>	<b>4.5-14</b>	<b>0-0</b>	<b>0</b>

#### CAREER HIGHS

**Tackles:** 9 (5-4), vs. Florida International (10/3/15)

**TFLs:** 1.0 (1-0), 4x, last at Ball State (10/31/15)

**Sacks:** 1.0 (1-0), vs. Florida International (10/3/15)

**Forced Fumbles:** 1, vs. Temple (9/19/15)

**Fumbles Recovered:** 1, at Northern Illinois (11/3/12)

### 49 Jeremy RODRIGUEZ

ILB • RS Sophomore • 6-1 • 227 • Hillsdale, N.J. • Pope John HS • East Coast Prep (Mass.)  
2015

- Appeared in 11 games
- Finished with one tackle

#### 2014

- Redshirted

#### BEFORE MASSACHUSETTS

- Played for Pope John High School in New Jersey before taking a post-graduate year at East Coast Prep in Great Barrington, Mass.
- Had 27 tackles and three sacks over 12 games in 2013 with ECP
- Logged a fumble recovery and an interception return for a touchdown in the NJAC Division Championship title game at Pope John
- Played in the 2013 Robeson All-Star Football Classic

#### CAREER STATISTICS (DEFENSE/SPECIAL TEAMS)

Year	GP/GS	UT	AT	TT	FF/FR	SACKS	TFL	INT-YDS	PD
2014					---	Redshirted	---		
2015	11/0	0	1	1	0/0	0.0-0	0.0-0	0-0	0

#### CAREER HIGHS

**Tackles:** 1 (0-1), vs. Florida International (10/3/15)

### 24 Charan SINGH

S • RS Sophomore • 6-1 • 197 • Murrysville, Pa. • Franklin Regional HS  
2015

- Appeared in eight games, starting five
- Logged 45 tackles, with three TFL, one sack, one pass breakup, one forced fumble and one fumble recovery
- Recorded a career-best 10 stops in back-to-back games against Toledo and Ball State
- First career sack came at Ball State
- Added eight tackles against Kent State

#### 2014

- Redshirted

#### HIGH SCHOOL

- Played quarterback, wide receiver and defensive back at Franklin Regional High School
- All-conference selection as a quarterback and defensive back
- Named to the Pittsburgh Post-Gazette Fabulous 22 team and the Pittsburgh Tribune-Review Terrific 25 squad
- Threw for 996 yards and 13 touchdowns, while running for 776 and seven touchdowns as a senior
- Also played wide receiver as a junior, where he caught 28 passes for 476 yards and five touchdowns
- Had 44 career tackles with seven interceptions and two forced fumbles
- Also played point guard on the basketball team

#### CAREER STATISTICS (DEFENSE)

Year	GP/GS	UT	AT	TT	FF/FR	SACKS	TFL	INT-YDS	PD
2015	8/5	15	30	45	1/1	1.0-8	3.0-13	0-0	1

#### CAREER HIGHS

**Tackles:** 10 (3-7), twice, last at Ball State (10/31/15)

**TFLs:** 1.5, vs. Kent State (10/17/15)

**Sacks:** 1.0 (1-0), at Ball State (10/31/15)

**Fumbles Forced:** 1, at Ball State (10/31/15)

**Fumbles Recovered:** 1, at Ball State (10/31/15)

**Pass Breakups:** 1, at Ball State (10/31/15)

### 17 James SOSINSKI

QB • RS Freshman • 6-7 • 262 • Chandler, Ariz. • Hamilton HS  
2015

- Redshirted

#### HIGH SCHOOL

- Completed 175 of 274 passes for 2,483 yards and 24 touchdowns as a senior
- Also ran for 172 yards and three touchdowns
- Led Hamilton to the 2014 Arizona State Championship game for the first time in 65 years
- Named MVP of the Great American Rivalry Game against Brophy Prep
- Played for head coach Steve Belles
- Also a power forward on the basketball team

# UMASS FOOTBALL RECORD BOOK

## 2016 RETURNING PLAYER BIOS

### 12 Todd STAFFORD

TE • RS Junior • 6-7 • 267 • Riverside, Conn. • Brunswick School

#### 2015:

- Appeared in 10 games, starting one
- First career start came against FIU

#### 2014

- Made his first appearance and attempted one pass in the season finale against Buffalo

#### 2013

- Redshirted

#### HIGH SCHOOL

- An All-Erickson selection in 2012 after throwing for 1,689 yards with 17 touchdowns
- Earned All-New England honors and was named the Brunswick School's Comeback Player of the Year
- Three-star recruit

#### PERSONAL

- Father, Rick, played football for Dartmouth; brother, Tucker, played at Georgetown

#### CAREER STATISTICS (RECEIVING)

Year	GP/GS	NO	YDS	AVG	TD	LG
2014	1/0	0	0	0.0	0	0
2015	10/1	0	0	0.0	0	0
<b>Totals</b>	<b>11/1</b>	<b>0</b>	<b>0</b>	<b>0.0</b>	<b>0</b>	<b>0</b>

### 13 Randall WEST

QB • RS Freshman • 6-4 • 233 • Moorestown, N.J. • Lawrenceville School

#### 2015

- Redshirted

#### HIGH SCHOOL

- Two-time Star Ledger Prep Player of the Year and two-time All-MAPL First-Team selection (2012, 2013) at the Lawrenceville School.
- Threw for 1,959 yards and 20 touchdowns with just five interceptions as a senior
- Played in seven games before suffering a season-ending knee injury during his final year
- Threw for 2,268 yards and 24 touchdowns with eight interceptions as a junior
- Tied the New Jersey record with eight touchdowns thrown in a single game during the 2013 season
- Rated a three-star prospect by ESPN
- Played for head coach Daniel O'Dea

#### PERSONAL

- Son of Randall and Jaye West

### 68 Elijah WILKINSON

OL • Senior • 6-5 • 329 • Downingtown, Pa. • Downingtown West HS

#### 2015

- Started at right tackle in all 10 games in which he appeared
- Blocked for a rushing attack that averaged 142.2 ypg
- Passing offense ranked No. 4 in the MAC at 257.5 ypg
- Helped pave the way for a season-best 330 rushing yards and three touchdowns against Eastern Michigan
- Team picked up 486 passing yards and four touchdowns through the air against Bowling Green

#### 2014

- Started all 12 games at right tackle
- Minutemen averaged 27.3 points and 421.1 total offensive yards as a team in 2014
- Helped create holes for the run game, which averaged 109.3 ypg
- Passing offense ranked No. 10 nationally during the regular season, averaging 311.8 ypg
- Served as the right tackle when quarterback Blake Frohnapfel threw for a MAC- and school-record 589 yards and five touchdowns against Bowling Green
- Helped the Minutemen tally 562 yards of offense against Eastern Michigan

#### 2013

- Appeared in six games, including two as an offensive lineman
- Collected a pair of tackles against Northern Illinois

#### HIGH SCHOOL

- Named the county's most outstanding offensive lineman as a senior at Downingtown West High School
- First-team all-league selection
- Named to the Philadelphia Inquirer All-Southeastern Pennsylvania Second-Team
- A Big 33 Football Classic selection

### 80 Jalen WILLIAMS

WR • RS Senior • 6-3 • 205 • Atlanta, Ga. • North Cobb HS • Dean College (Mass.)

#### 2015

- Redshirted

#### 2014

- Appeared in 11 games, starting three
- Hauled in 20 receptions for 307 yards (15.4 ypc) with four touchdowns
- Had a career-day at Toledo, with six receptions covering 97 yards and two touchdowns
- Recorded a 60-yard catch-and-run touchdown reception against Bowling Green
- Also had a touchdown against Kent State

#### BEFORE MASSACHUSETTS

- Led Dean College with 358 receiving yards and 25 receptions along with two touchdowns in 2013
- Earned All-NEFC Second-Team honors as a sophomore in 2013
- Had 360 yards receiving with four touchdowns as a freshman in 2012

#### CAREER STATISTICS (RECEIVING)

Year	GP/GS	NO	YDS	AVG	TD	LG
2014	11/0	20	307	15.4	4	60

#### CAREER STATISTICS (RUSHING)

Year	GP/GS	NO	YDS	AVG	TD	LG
2014	11/0	3	20	6.7	0	11

#### CAREER HIGHS

**Receptions:** 6, at Toledo (10/25/14)

**Receiving Yards:** 97, at Toledo (10/25/14)

**Touchdown Receptions:** 2, at Toledo (10/25/14)

**Longest Reception:** 60, vs. Bowling Green (9/27/14) (from QB Blake Frohnapfel)

**20+ Yard Receiving Plays:** 3, last at Toledo (10/25/14)

**30+ Yard Receiving Plays:** 2, last at Toledo (10/25/14)

**40+ Yard Receiving Plays:** 1, vs. Bowling Green (9/27/14)

**50+ Yard Receiving Plays:** 1, vs. Bowling Green (9/27/14)

### 50 Mike YERARDI

OL • RS Freshman • 6-4 • 306 • Cohasset, Mass. • Cohasset HS • Suffield Academy

#### 2015

- Redshirted

#### BEFORE MASSACHUSETTS

- Played for head coach Drew Gamere at Suffield Academy
- Recorded 38 tackles and three sacks as a senior, with 43 tackles and six sacks as a junior
- Named first-team all-state, all-area, all-region, all-county and all-conference in 2014 as Suffield won the state championship
- Led his team to a 9-0 record in 2013, averaging over 260 rushing ypg
- State champion wrestler and played lacrosse at Suffield
- Earned Boston Globe All-Scholastic honors at Cohasset High School
- Worked as a volunteer for the National Braille Press, which promotes literacy for blind children

### 92 Theo YONGUE

K • RS Freshman • 5-8 • 156 • Nyack, N.Y. • Nyack HS

#### 2015

- Redshirted

#### HIGH SCHOOL

- Lettered in football and tennis
- As special teams MVP, led his team to a 5-2 record
- Graduated with high honors as a part of the National Honor Society

#### PERSONAL

- Son of Brandon and Maria Yongue

# UMASS FOOTBALL RECORD BOOK

## 2016 RETURNING PLAYER BIOS

### 8 Marquis YOUNG

RB • Sophomore • 6-0 • 205 • Fairport, N.Y. • Fairport HS • Milford Academy

#### 2015

- Appeared in all 12 games
- Led the team in rushing yards (960), attempts (152) and touchdowns (seven) during his first season with the Minutemen
- Ranked No. 6 in the MAC, averaging 81.1 ypg
- Ranked No. 3 among the conference's top rushers at 6.3 ypc
- Ran for 103 yards and his first career touchdown against Notre Dame
- Rushed for 155 yards against Eastern Michigan
- Turned in the top performance of the season with 240 yards and three touchdowns on 35 carries in the finale against Buffalo
- Became the first UMass player to top 200 yards since Tommy Nelson (204, 11/22/08)

#### HIGH SCHOOL

- Attended Fairport High School before completing a prep year at Milford Academy
- A three-star prospect according to 247Sports.com and Rivals.com
- Ran for 1,381 yards and 12 touchdowns during his final season at Fairport, averaging 6.9 ypc
- Picked up 357 yards (8.9 per carry) and five touchdowns during his postgraduate time at Milford Academy

#### CAREER STATISTICS (RUSHING)

Year	GP/GS	NO	YDS	AVG	TD	LG
2015	12/0	152	960	6.3	7	83

#### CAREER STATISTICS (RECEIVING)

Year	GP/GS	NO	YD	AVG	TD	LG
2015	12/0	15	71	4.7	0	15

#### CAREER HIGHS

**Rushing Attempts:** 35, at Buffalo (11/27/15)  
**Rushing Yards:** 240, at Buffalo (11/27/15) (35 carries)  
**Longest Rush:** 83, at #6 Notre Dame (9/26/15)  
**Rushing Touchdowns:** 3, at Buffalo (11/27/15)  
**Receptions:** 5, vs. #19 Toledo (10/24/15)  
**Receiving Yards:** 21, at Colorado (9/12/15)  
**Longest Reception:** 15, at Colorado (9/12/15) (from QB Blake Frohnappfel)

#### MISCELLANEOUS CAREER TOTALS

**Games With 100+ Rushing Yards:** 3, last at Buffalo (11/27/15)  
**Games With 100+ All-Purpose Yards:** 3, last at Buffalo (11/27/15)  
**20+ Yard Rushing Plays:** 8, last at Buffalo (11/27/15)  
**50+ Yard Rushing Plays:** 2, last vs. #19 Toledo (10/24/15)  
**75+ Yard Rushing Plays:** 1, at #6 Notre Dame (9/26/15)



# UMASS FOOTBALL RECORD BOOK

## 2016 NEWCOMER PLAYER BIOS

### 48 Randy ALAY

K • Freshman • 5-11 • 269 • Waltham, Mass. • Waltham HS

#### HIGH SCHOOL

- *Boston Herald* All-Scholastic
- As a senior for Waltham High School in 2015, converted 17-of-18 extra points and 9 of 12 field goals
- For his career, he was 9-of-10 on field goal attempts beyond 30 yards, and 6-of-7 in attempts beyond 40 yards
- Three-time all-conference and all-city honoree; 2015 Division II all-state selection
- Member of the National Honor Society

#### PERSONAL

- Son of Randolph and Idia Alay

### 90 Ali ALI-MUSA

DL • Junior • 6-2 • 274 • Annandale, Va. • Annandale HS • Nassau C.C.

#### BEFORE MASSACHUSETTS

- Helped lead Nassau Community College to a 7-3 record in 2015
- Finished with 62 tackles (42 solo), 19 tackles for loss, 5.5 sacks, three fumble recoveries and two touchdowns as a sophomore
- Led the nation with two fumbles returned for touchdowns
- 2015 NJCAA Second-Team All-American
- 2014 Northeast First-Team All-Conference
- Played for coach Joe Osovet

#### HIGH SCHOOL

- Team captain as a senior
- 2011-12 all-district and all-region
- Four-year letter winner in football and track; three-year letter winner on the wrestling team

### 22 Bilal ALLY

RB • Freshman • 5-10 • 190 • Jacksonville, Fla. • Clay HS

#### BEFORE MASSACHUSETTS

- Lettered four times in football, twice in competitive weightlifting and once in track and field at Clay High School
- Team co-captain in 2015 during his senior season
- Rushed for a school-record 2,909 yards as a senior over 340 carries as a senior (8.6 ypc)
- Also set the record for most rushing yards in a Florida High School Athletic Association playoff game with 496 versus North Marion in the 2015 Region 2-5A semifinal
- Had six touchdowns (five rushing, one kick return) on 35 carries during the 65-58 win over North Marion, which including scoring runs of 73, 75 and 78 yards to go with a game-opening 92-yard kickoff return TD
- Went 10-4 overall, including a 5-0 league mark in 2015 and helped Clay High School reach the fourth round of the state playoffs
- Max Preps All-American and Friday Night Blitz Player of the Year in 2015
- Also held offers from Appalachian State, Bethune-Cookman, Cincinnati, Eastern Kentucky, Gardner-Webb, Georgia Tech, Presbyterian, Troy and Western Illinois

#### PERSONAL

- Son of Ingrid Ally

### 25 Patrick AMARA, JR.

S • Junior • 6-2 • 208 • Philadelphia, Pa. • West Catholic HS • Pittsburgh

#### BEFORE MASSACHUSETTS

- Appeared in 12 games for the University of Pittsburgh in 2015, finishing with 14 tackles (11 solo), one pass breakup and 0.5 tackles for loss
- Returned a blocked punt 28 yards for a touchdown against Iowa on Sept. 19, 2015
- Played in 10 games, making two starts as a true freshman in 2014
- Finished with 18 tackles, one tackle for loss, one interception and one pass breakup in his first campaign
- Set a career high with four tackles versus Georgia Tech in 2014.

#### HIGH SCHOOL

- Named Pennsylvania Football News First-Team All-Class AA, All-Southeastern Pennsylvania and Philadelphia Daily News All-City and All-Catholic League
- Team captain as a senior
- Played receiver, safety, linebacker, cornerback, kicker, punter and punt returner
- Helped lead West Catholic to a 9-3 record, the Catholic League Class AA title and a PIAA playoff berth
- Finished with 43 tackles, 22 passes defended and three interceptions as a senior
- Selected to the Offense-Defense Bowl, the Big 33 Football Classic and the Chesapeake Bowl as a senior; had two interceptions in the Offense-Defense Bowl
- Rated the No. 20 prospect in Pennsylvania by 247Sports

#### PERSONAL

- Son of Patrick Amara Sr.

#### CAREER STATISTICS (DEFENSE/SPECIAL TEAMS)

Year	GP/GS	UT	AT	TT	FF/FR	SACKS	TFL	INT-YDS	PD
2014 (Pittsburgh)	10/2	10	8	18	0/0	0.0-0	1.0-1	1-0	1
2015 (Pittsburgh)	12/3	11	3	14	0/0	0.0-0	0.5-1	0-0	1
2016 (UMass)	-	-	-	-	-	-	-	-	-
<b>TOTAL</b>	<b>22/5</b>	<b>21</b>	<b>11</b>	<b>32</b>	<b>0/0</b>	<b>0.0-0</b>	<b>1.5-2</b>	<b>1-0</b>	<b>2</b>

#### CAREER HIGHS

**Tackles:** 4 (3-1), vs. Georgia Tech (10/25/14)

**TFLs:** 1.0, vs. Duke (11/1/14)

**Interceptions:** 1, vs. Virginia (10/4/14)

**Punt Return Touchdowns:** 1, vs. Iowa (9/19/15) (28 yards, on blocked punt)

### 65 Leyshawn ASKEW

DL • Freshman • 6-4 • 317 • Paterson, N.J. • Wayne Hills HS

#### HIGH SCHOOL

- Earned two letters as a defensive tackle at Wayne Hills High School
- Collected first team all-conference, all-city and all-region with a third team all-state nod
- Wayne Hills High School went 9-3 overall, placed first in its league and reached the North 1, Group 4 Championship Game

#### PERSONAL

- Son of Leon Askew and Camille Gaston

### 83 Cody BANKS

TE • Freshman • 6-7 • 257 • Richmond, Va. • Douglas Freeman HS

#### HIGH SCHOOL

- Played offensive line, defensive line and tight end at Douglas Freeman High School in Richmond, Virginia
- Earned three letters in football and was the team captain his senior year
- Team finished 7-4 overall during his senior year and earned a playoff berth
- Received a Most Outstanding Comeback Award following his recovery from an injury in 2014

#### PERSONAL

- Son of Danny Banks and Margaret Phillips

# UMASS FOOTBALL RECORD BOOK

## 2016 NEWCOMER PLAYER BIOS

### 13 James BOWE, JR.

ILB • Freshman • 6-0 • 192 • Miami, Fla. • Killian HS

#### HIGH SCHOOL

- Four-year letterwinner at tight end, defensive end and linebacker
- Team captain as a senior
- First-team All-Dade and Class 8A Third-Team All-State selection
- Finished with 85 tackles, 15 sacks, one interception and four pass breakups as a senior
- Helped lead Killian High School to a 12-1 record and the state semifinals as a senior
- Three-time district champion
- Played in the Miami-Dade North-South All-Star game

#### PERSONAL

- Son of Sharmila Blackman-Lewis and James Sr. and LaToya Bowe

### 81 Adam BRENEMAN

TE • RS Junior • 6-4 • 250 • Mechanicsburg, Pa. • Cedar Cliff HS • Penn State

#### BEFORE MASSACHUSETTS

- Appeared in 14 career games at Penn State; missed most of 2015 because of injury but played in two late-season contests
- Redshirted the 2014 season
- Enrolled at Penn State in January 2013; played in 11 games with five starts as a true freshman
- 2013 247Sports Freshman All-American
- Made 15 receptions for 186 yards and three touchdowns, with a TD catch in each of the last three games
- Helped the Nittany Lions rush for 2,088 yards and throw for 3,110 yards in 2013
- Holds the record for the longest TD by a tight end in Penn State history

#### HIGH SCHOOL

- 2013 Under Armour All-American and all-state, member of the National Honor Society and an honor roll student for head coach Jim Cantafio at Cedar Cliff High School
- Rated the No. 1 tight end in the nation by ESPN.com, the No. 2 tight end by Scout.com and 24/7Sports.com and No. 3 by Rivals.com; ESPN.com five-star recruit
- All-time leading receiver in Cedar Cliff history; all-time leading tight end in Pennsylvania high school history (in all receiving categories)
- Combined for 132 receptions, 1,988 yards and 20 touchdowns during his sophomore and junior seasons

#### PERSONAL

- Son of Brian and Sherri Breneman; father was a standout player at Delaware Valley College, earning a spot on the Associated Press Little All-America team
- Earned his bachelor's degree in business management in December 2015 from Penn State
- High school teammate of current Minuteman Andrew Ford

#### CAREER STATISTICS (RECEIVING)

Year	GP/GS	NO	YDS	AVG	TD	LG
2013 (Penn State)	11/5	15	186	12.4	3	68
2014 (Penn State)	--- Redshirted ---					
2015 (Penn State)	2/0	0	0	0.0	0	0
<b>Totals</b>	<b>13/5</b>	<b>15</b>	<b>186</b>	<b>12.4</b>	<b>3</b>	<b>68</b>

#### CAREER HIGHS

**Receptions:** 4, vs. UCF (9/14/13)

**Receiving Yards:** 78, at Wisconsin (11/30/13)

**Touchdowns:** 1, 3x, last at Wisconsin (11/30/13) (all from QB Christian Hackenberg)

**Longest Reception:** 68 yards, at Wisconsin (11/30/13) (from QB Christian Hackenberg)

### 36 Cycoby BURCH

S • Freshman • 5-11 • 182 • Orlando, Fla. • Oak Ridge HS

#### HIGH SCHOOL

- Holds Oak Ridge High School records for most interceptions in a career and the longest interception return
- Led his team to a district title
- Lettered in football and basketball
- First-team all-conference, all-city, all-district and USA All-American

#### PERSONAL

- Son of Jacqueline Thompson

### 35 Colbert CALHOUN

ILB • Junior • 5-11 • 219 • East Riverside, Calif.

John W. North HS • San Bernardino Valley College

#### BEFORE MASSACHUSETTS

- Two-time team captain during his two seasons at San Bernardino Valley College
- Recorded 186 tackles, three interceptions, four forced fumbles, and 15 tackles for loss
- Led his team to a record of 9-2 and No. 2 in league play in his final season
- Earned all-state and all-region honors in 2014

#### HIGH SCHOOL

- Lettered in football and track and field for John W. North High School
- Two-time all-conference honoree

#### PERSONAL

- Son of Colbert Sr. and Susan Calhoun

### 63 Dom CIPRIANI

DL • Freshman • 6-3 • 290 • Toronto, Canada • IMG Academy

#### HIGH SCHOOL

- Graduate of IMG Academy

#### PERSONAL

- Son of Anthony and Joanna Cipriani

### 59 Larnel COLEMAN

DL • Freshman • 6-6 • 260 • Malden, Mass. • St. Clement HS

#### HIGH SCHOOL

- Four-year letterman in football and basketball at St. Clement High School
- Played tight end, defensive end and offensive tackle while competing as a power forward and center on the basketball squad
- A three-time all-conference selection who served as captain during his senior year
- Earned defensive lineman of the year and was an all-star in basketball as a sophomore, junior and senior
- Won a state championship with the basketball team as a sophomore
- Football team went 6-4 overall and reached the playoffs during his senior year

#### PERSONAL

- Son of Sam and Ericka Coleman

### 10 Brennon DINGLE

WR • Freshman • 5-9 • 174 • Baltimore, Md. • Perry Hall HS

#### HIGH SCHOOL

- All-District 4A as a member of the Perry Hall High School football team
- Was a Nike football camp MVP at wide receiver
- Earned honor roll as a junior and senior
- Provided 13 touchdowns as a senior when Perry Hall went 8-2.

#### PERSONAL

- Son of Griffin and Tavore Dingle

### 18 Taylor EDWARDS

TE • Freshman • 6-4 • 260 • Wilmington, Del. • Alexis I. DuPont HS

#### HIGH SCHOOL

- Lettered in football and basketball for Alexis I. DuPont High School
- Three-time captain
- First-Team all-academic as a senior; all-conference honoree
- Three-star recruit

#### PERSONAL

- Son of Gwen McLendon

# UMASS FOOTBALL RECORD BOOK

## 2016 NEWCOMER PLAYER BIOS

### 54 Leon FLANAGAN, JR.

ILB • Freshman • 6-1 • 212 • Staten Island, N.Y. • Curtis HS

#### HIGH SCHOOL

- Helped Curtis HS reach the PSAL city semifinals during his junior and senior seasons
- Named Player of the Week by SILive.com following a four-sack outing against Port Richmond
- Played outside linebacker, defensive end, wide receiver and tight end
- Captain and team MVP as a senior
- All-conference as a junior and senior, all-city during his senior season
- Four-year letter winner in football; three-year letter winner in basketball and two-year letter winner in track and field
- Played center/forward for the basketball team; competed in the sprints and relays on the track

#### PERSONAL

- Son of Leon Flanagan Sr. and Sienu Sebwe

### 7 Andrew FORD

QB • RS Junior • 6-3 • 205 • Camp Hill, PA.

Cedar Cliff HS • Virginia Tech • Lackawanna C.C.

#### BEFORE MASSACHUSETTS

- Enrolled at Virginia Tech in January 2014; spent the 2014-15 academic year with the Hokies and earned ACC All-Academic honors
- Joined the Lackawanna football program for the 2015-16 academic year; threw for 1,764 yards and 23 touchdowns with just six interceptions

#### HIGH SCHOOL

- Four-year letterwinner at Cedar Cliff High School where he was the team captain in 2012-13
- Won all-conference in 2011, 2012 and 2013 and was also Pennsylvania All-District 3 in 2012 and 2013
- Won Pennsylvania 4A All-State in 2012 and 2013
- Was Mr. Pennsylvania in football and an Elite 11 QB as a senior
- Also earned National Honor Society
- Set Cedar Cliff High School records in passing yards, touchdowns thrown and completion percentage
- Was the Mid-Pennsylvania Conference Champions with a 9-2 record and reached the playoffs during his senior year in 2012
- 2013 Gatorade Player of the Year in Pennsylvania
- Held offers from Boston College, Oklahoma State, Pittsburgh, Syracuse, Temple, Vanderbilt, Virginia and Virginia Tech

#### PERSONAL

- Son of Pete and Grace Ford
- High School teammate of current Minuteman Adam Breneman

#### CAREER STATISTICS (PASSING)

Year	GP/GS	CMP	ATT	YDS	PCT	TD	INT	LG
2014 (Virginia Tech)								---
2015								---

### 45 Bakhari GOODSON

CB • Freshman • 5-10 • 167 • Orlando, Fla. • Wekiva HS

#### HIGH SCHOOL

- Lettered in football and track and field for Wekiva High School
- All-city and all-district honoree as a senior

#### PERSONAL

- Son of Terrance Goodson and Medley Johnson

### 75 DaVone HALL

DL • Junior • 6-2 • 330 • Brooklyn, N.Y.

Sheepshead Bay HS • Orange Coast College • Butler C.C.

#### BEFORE MASSACHUSETTS

- Spent the 2014 season at Orange Coast College and the 2015 season at Butler Community College

#### HIGH SCHOOL

- Football and track and field letterwinner for Sheepshead Bay High School
- All-city honoree at defensive line

#### PERSONAL

- Son of Sheneek Hall

### 32 Tyshaun INGRAM

S • Freshman • 6-0 • 208 • Orlando, Fla. • Winter Park HS

#### HIGH SCHOOL

- Competed at Winter Park High School in football and track and field
- Was the football team captain as a senior and earned Winter Park's MVP award during his junior year
- Also picked up the running back award, offensive back award and comeback award at Winter Park
- Finished his senior year with 500 yards rushing and seven touchdowns
- Member of the record-setting Winter Park High School 4x100 relay team
- Reached the state meet two years in a row as part of the 4x100 team.

#### PERSONAL

- Son of Chris and Chakence Ingham

### 11 Roderick JONES, JR.

OLB • RS Junior • 6-2 • 260 • Seattle, Wash.

Federal Way HS • City College of San Francisco

#### BEFORE MASSACHUSETTS

- Played two seasons with City College of San Francisco
- State and conference defensive player of the year
- Led team to state championship and an 11-1 record

#### HIGH SCHOOL

- Lettered in football, wrestling, basketball and track and field for Federal Way High School
- As a senior, led team to league title with a 12-1 record
- Two-time all-conference and all-city honoree; 2013 all-state selection

#### PERSONAL

- Son of Roderick Sr. and Carla Jones; father played in the NFL for the New York Giants

### 45 Malik LEE

FB • Junior • 6-1 • 267 • Mashpee, Mass. • Mashpee HS • Cape Cod Tech • Dean College

#### BEFORE MASSACHUSETTS

- Spent the 2014-15 and 2015-16 seasons at Dean College

#### HIGH SCHOOL

- Split time between Mashpee High School and Cape Cod Tech
- Lettered in football, basketball and track and field; rushed for 1,112 yards as a senior
- Two-time team captain and 2012 all-conference selection

#### PERSONAL

- Son of Terry Lee and Bianca Jackson; mother competed in track and field at Penn State

### 6 Tedrick LOWERY

S • Junior • 6-0 • 221 • Austin, Texas • Akins HS • Tyler J.C.

#### BEFORE MASSACHUSETTS

- Appeared in seven games, logging 42 tackles with two sacks and two interceptions as a sophomore in 2015
- Had 13 tackles, with two tackles for loss, one interception and one fumble recovery in 2014

#### HIGH SCHOOL

- Four-year letter winner in football and basketball at Akins High School
- Two-time captain and three-time team MVP for football
- First-team all-state defense, all-district MVP (offense), and all-district defense (safety) as a senior
- Selected all-district and all-state at running back and safety

#### PERSONAL

- Son of Shameka Arnold

# UMASS FOOTBALL RECORD BOOK

## 2016 NEWCOMER PLAYER BIOS

### 29 Martin MANGRAM

CB • Freshman • 5-11 • 182 • Buford, Ga. • Buford HS

#### HIGH SCHOOL

- Lettered three times as a running back, fullback, safety and cornerback at Buford High School
- Won Georgia state championships in 2012, 2013 and 2014 and finished runners up in 2015
- Finished his senior season with a 13-2 record
- Collected George All-State First Team and Region 8A Player of the Year
- Team captain and MVP as a senior
- Earned National Honor Society, United States Marine Corps Science Scholar and AP Scholar.
- Graduated from Buford High School with honors
- Also held offers from Appalachian State, Army, Colorado State, East Carolina, Illinois, Iowa, Iowa State, Miami (Ohio), Middle Tennessee State, Northwestern, Syracuse, Troy, Wake Forest and Western Kentucky

#### PERSONAL

- Son of Tony and Monica Mangram
- Brother, Brandon, is also a member of the UMass football program
- Father, Tony, played football at Georgia while his uncle, Jeff, did so at Syracuse

### 46 Cole MORRISON

TE • Freshman • 6-4 • 248 • Dalton, Mass. • Wahconah Regional HS

#### HIGH SCHOOL

- Two-time All-Berkshire County, All-Western Mass and all-state as a senior, Wahconah's first-ever
- Four-year honor roll student
- Also a four-year letterman in basketball as a center

#### PERSONAL

- Son of Mathew and Susan Morrison

### 21 Marcus ODI AH

RB • Freshman • 6-0 • 197 • Burlington, Mass. • Burlington HS

#### HIGH SCHOOL

- Participated in football and track and field at Burlington High School, earning All-Middlesex league honors
- Scored 24 touchdowns and racked up 1,824 rushing yards as a senior
- Holds school records for single-season and career rushing yards

#### PERSONAL

- Son of Augusta Odiah

### 89 Patrick O'REILLY, IV

WR • Freshman • 6-3 • 200 • Franklin, Mass. • Franklin HS

#### HIGH SCHOOL

- Participated in football, basketball and baseball at Franklin High School
- Team captain in basketball and baseball
- Four-year honor roll student

#### PERSONAL

- Son of Patrick and Ellen O'Reilly
- Nephew of former Bills linebacker Thomas Doctor
- Majoring in civil and environmental engineering

### 38 Nick OREKOYA

RB • Freshman • 5-9 • 203 • Billerica, Mass. • Everett HS • Avon Old Farms

#### BEFORE MASSACHUSETTS

- Lettered in football and track and field for Everett High School before taking a postgraduate year at Avon Old Farms
- Three-time all-conference honoree as a defensive back, two-time all-conference as a running back
- As a senior, team was league champions with a 9-2 record the culminated in a trip to the state championship game
- Boston Herald All-Scholastic Team

#### PERSONAL

- Son of Sunday and Fola Orekoya

### 6 Sadiq PALMER

WR • Freshman • 6-1 • 175 • Red Bank, N.J. • Red Bank Regional HS

#### HIGH SCHOOL

- All-Shore, all-conference, all-region honoree for Red Bank Regional High School
- As a senior, team collected an 11-1 record, winning a B-North Divisional title and a third-place league finish
- Scored 1,000 points on the basketball court
- Honor roll student

#### PERSONAL

- Son of Rasheem Palmer and Rochelle Bunch

### 85 Avien PEAH

TE • Freshman • 6-2 • 251 • Providence, R.I. • La Salle Academy

#### HIGH SCHOOL

- Two-time all-conference and all-state selection for La Salle Academy
- Led his team to a state championship with a 9-2 record
- Providence Journal All-State team, All-Division Hometown Hero and American Family Insurance All-USA Rhode Island Team
- Also lettered in basketball (center) and track and field (shot put)

#### PERSONAL

- Son of Tomo Peah

### 35 Peyton PICKETT

RB • Freshman • 5-9 • 196 • Arlington, Texas. • Sam Houston HS

#### HIGH SCHOOL

- Lettered in football, wrestling and track and field for Sam Houston High School
- 2015 football team captain and MVP
- Two-time all-city and all-district selection; added all-region and all-state honors as a senior
- As a senior, totaled 16 rushing touchdowns and 1,610 rushing yards over 225 carries; also tallied five receptions for 325 yards and a touchdown

#### PERSONAL

- Son of Anthony and Tereva Pickett

### 55 James REILLY

OL • Freshman • 6-3 • 282 • Norwell, Mass.

Norwell HS • Fork Union Military Academy (Va.)

#### HIGH SCHOOL

- Spent post-graduate year at Fork Union Military Academy under head coach John Shuman
- Graduated from Norwell High School

#### PERSONAL

- Son of Steve and Syrene Reilly; father played football at Michigan

### 56 Taylor RIGGINS

ILB • Freshman • 6-2 • 220 • Webster, N.Y. • Aquinas Institute

#### HIGH SCHOOL

- Two-time state champion and three-time sectional champion, finishing his senior year with a 13-0 record and a league title
- All-conference, all-city, all-district, all-region and all-state honoree
- Member of the sectional champions basketball team

#### PERSONAL

- Son of Elgin and Jannette Riggins

### 86 Elijah ROBINSON

WR • Freshman • 6-1 • 164 • Montclair, N.J. • Montclair HS

#### HIGH SCHOOL

- Two-time football letterman and team captain for Montclair High School
- As a senior, recorded 12 touchdowns on 31 catches for 726 yards while breaking the school record for single-season receiving touchdowns
- Two-time all-conference, all-city, all-district and all-county honoree; added all-state honors as a senior

#### PERSONAL

- Son of Keith and Stacey King

# UMASS FOOTBALL RECORD BOOK

---

## 2016 NEWCOMER PLAYER BIOS

### 39 Isaiah RODGERS

CB • Freshman • 5-10 • 155 • Tampa, Fla. • Blake HS

#### HIGH SCHOOL

- Three-time football and two-time track and field letterman and team captain for Blake High School
- As a senior, averaged 17.2 yards per reception while recording 10 touchdowns; four interceptions (one score), 34 tackles and four blocked field goals
- Two-time all-conference honoree
- Selected to play in the Hillsborough County All-Star Game
- Finished four in the 400 meters and fifth as a member of the 4x400-meter relay (anchor leg) at the state championships

#### PERSONAL

- Son of Craig Rodgers and Kelly O'Neal

### 93 Sharif SALEEM

DL • Freshman • 6-5 • 251 • Cleveland, Ohio • Euclid HS

#### HIGH SCHOOL

- Football and basketball letterman for Euclid High School
- Team captain and MVP as a senior
- Recorded 39 tackles, four sacks and six deflections, leading his team to a 10-3 record

#### PERSONAL

- Son of Carnel and Trennace Saleem

### 23 Michael SCHREINER

K/P • Freshman • 6-0 • 220 • Webster, N.Y. • Thomas HS

#### HIGH SCHOOL

- 2014 first-team all-county
- 2015 regional kicker of the year
- Honors graduate

#### PERSONAL

- Son of Paul and Diane Schreiner

### 57 Raquan THOMAS

OL • Freshman • 6-5 • 392 • Philadelphia, Pa. • Simon Gratz HS

#### HIGH SCHOOL

- Lettered in football and track and field at Simon Gratz High School
- Two-time football team captain
- Led team to a 12-3 record as a senior with a league title
- Three-time all-city honoree
- Recorded a career-best shot put of 50 feet
- Four-time member of school's honor roll

#### PERSONAL

- Son of Serene Thomas
- High school teammate of current Minuteman Charly Timite

### 94 Charly TIMITE

DL • Freshman • 6-3 • 307 • Philadelphia, Pa. • Simon Gratz HS

#### HIGH SCHOOL

- Lettered in football for Simon Gratz High School
- Led team to a 12-3 record as a senior with a league title
- All-city honoree

#### PERSONAL

- Son of Charles Timite and Fatoumata Meite
- High school teammate of current Minuteman Raquan Thomas

### 58 Adam TUCKER

ILB • Freshman • 6-1 • 192 • Marshfield, Mass. • Boston College HS

#### HIGH SCHOOL

- Three-time football and basketball letterman for Boston College High School
- Two-time all-conference honoree



# UMASS FOOTBALL RECORD BOOK

## INDIVIDUAL RECORDS OVERVIEW

### RUSHING

#### MOST RUSHING ATTEMPTS

Game:	45, Garry Pearson (AIC, 1982)
Season:	428, Marcel Shipp (1998)
Career:	1215, Marcel Shipp (1997-2000)

#### MOST RUSHING YARDS GAINED

Play:	96, Jim Pizano (Rhode Island, 1996)
Game:	337, Frank Alessio (Boston University, 1995)
Season:	2542, Marcel Shipp (1998)
Career:	6250, Marcel Shipp (1997-2000)

#### HIGHEST AVERAGE YARDS PER CARRY

Game:	29.0, Matt Jordan (Lehigh, 1995)
	(minimum 5 carries)
Season:	7.9, Frank Alessio (1993)
	(minimum 50 carries)
Career:	6.9, Dennis Dent (1976-78)
	(minimum 200 carries)

#### HIGHEST AVERAGE YARDS PER GAME

Season:	181.6, Marcel Shipp (1998)
Career:	130.2, Marcel Shipp (1997-2000)

#### MOST TOUCHDOWNS SCORED

Game:	5, RJ Cobbs (Rhode Island, 2002)
	5, Lou Bush (Cooper Union, 1932)
	5, Lou Bush (Wagner, 1931)
Season:	24, Marcel Shipp (1999)
Career:	58, Marcel Shipp (1997-2000)

### PASSING

#### MOST YARDS GAINED

Play:	97, Jeff Krohn to Jimmie Howard (at Villanova, 2003)
Game:	589, Blake Frohnapfel (Bowling Green, 2014)
Season:	3919, Todd Bankhead (1998)
Career:	11031, Liam Coen (2005-08)

#### MOST PASSES ATTEMPTED

Game:	63, Matt Guice (New Hampshire, 2001)
Season:	525, Todd Bankhead (1998)
Career:	1303, Liam Coen (2005-08)

#### MOST PASSES COMPLETED

Game:	36, Blake Frohnapfel (Bowling Green, 2014)
Season:	303, Todd Bankhead (1998)
Career:	830, Liam Coen (2005-08)

#### HIGHEST PASS COMPLETION PERCENTAGE

Game:	.894, Tim Day (at Delaware State, 2004)
	(minimum 10 attempts)
Season:	.650, Liam Coen (2006)
	(minimum 100 attempts)
Career:	.639, Liam Coen (2005-08)
	(minimum 300 attempts)

#### HIGHEST PASSING EFFICIENCY

Game:	256.3, Mike Fallon (Youngstown, 1977)
	(minimum 10 attempts)
Season:	160.52, Liam Coen (2006)
	(minimum 100 attempts)
Career:	152.92, Liam Coen (2005-08)
	(minimum 250 attempts)

#### MOST YARDS PER PASS ATTEMPT

Season:	9.2, Greg Landry (1965)
	(minimum 100 attempts)
Career:	8.47, Liam Coen (2005-08)
	(minimum 250 attempts)

#### MOST PASSING TOUCHDOWNS

Game:	5, Blake Frohnapfel (Bowling Green, 2014)
	5, Blake Frohnapfel (at Toledo, 2014)
	5, Liam Coen (Bryant, 2008)
	5, Liam Coen (at Towson, 2006)
	5, Matt Guice (James Madison, 2001)
	5, Richard Lucero (New Haven, 2000)
	5, Todd Bankhead (Maine, 1998)
	5, Mike Fallon (Youngstown, 1977)
Season:	34, Todd Bankhead (1998)
Career:	90, Liam Coen (2005-08)

#### MOST PASSES INTERCEPTED

Game:	5, Anthony Catterton (Hofstra, 1997)
	5, Dave Palazzi (UConn, 1988)
	5, Dave Palazzi (Delaware, 1987)
	5, Barrett McGrath (Lehigh, 1983)
Season:	21, Matt Guice (2001)
Career:	47, Peil Pennington (1971-73)

#### HIGHEST AVERAGE PASSING YARDS PER GAME

Season:	334.5, Blake Frohnapfel (2014)
	(minimum 100 attempts)
Career:	334.5, Blake Frohnapfel (2014-15)
	(minimum 250 attempts)

### RECEIVING

#### MOST RECEPTIONS

Game:	15, Tajae Sharpe (FIU, 2015)
Season:	111, Tajae Sharpe (2015)
Career:	277, Tajae Sharpe (2012-15)

#### MOST RECEIVING YARDS GAINED

Game:	262, Victor Cruz (James Madison, 2008)
Season:	1494, Jimmy Moore (1998)
Career:	3486, Tajae Sharpe (2012-15)

#### HIGHEST AVERAGE YARDS PER CATCH

Game:	35.4, Jason Peebler (New Hampshire, 2003)
	(minimum 5 catches)
Season:	20.6 Rasheed Rancher (2007)
	(minimum 20 catches)
Career:	19.8, Milt Morin (1963-65)
	(minimum 40 catches)

#### MOST RECEIVING TOUCHDOWNS

Game:	4, Brandon London (at Towson, 2006)
	4, Adrian Zullo (New Hampshire, 1999)
	4, Jimmy Moore (UConn, 1998)
Season:	16, Jimmy Moore (1998)
Career:	32, Adrian Zullo (1998-2002)

#### HIGHEST AVERAGE RECEIVING YARDS PER GAME

Season:	109.9, Tajae Sharpe (2015)
Career:	99.6, Jimmy Moore (1998)

### TOTAL OFFENSE

#### MOST OFFENSIVE YARDS GAINED

Game:	570, Blake Frohnapfel (Bowling Green, 2014)
Season:	3756, Todd Bankhead (1998)
Career:	10871, Liam Coen (2005-08)

#### MOST OFFENSIVE PLAYS

Game:	79, Matt Guice (New Hampshire, 2001)
Season:	622, Todd Bankhead (1998)
Career:	1235, Dave Palazzi (1985-88)

#### HIGHEST AVERAGE YARDS PER PLAY

Season:	8.1, Liam Coen (2006)
	(minimum 100 plays)
Career:	7.54, Liam Coen (2005-08)
	(minimum 250 plays)

#### HIGHEST AVERAGE YARDS PER GAME

Season:	326.1, Blake Frohnapfel (2014)
Career:	283.3, Blake Frohnapfel (2014-15)

### SCORING

#### MOST POINTS SCORED

Game:	30, RJ Cobbs (Rhode Island, 2002)
	30, Lou Bush (Cooper Union, 1932)
	30, Lou Bush (Wagner, 1931)
Season:	150, Marcel Shipp (1999)
Career:	378, Marcel Shipp (1997-2000)

#### MOST TOUCHDOWNS

Game:	5, RJ Cobbs (Rhode Island, 2002)
	5, Lou Bush (Cooper Union, 1932)
	5, Lou Bush (Wagner, 1931)
Season:	25, Marcel Shipp (1999)
Career:	63, Marcel Shipp (1997-2000)

### ALL-PURPOSE YARDS

#### MOST ALL-PURPOSE YARDS GAINED

Game:	357, Tim Berra (Rhode Island, 1973)
Season:	3032, Marcel Shipp (1998)
Career:	7759, Marcel Shipp (1997-2000)

#### MOST PLAYS

Game:	48, Marcel Shipp (Delaware, 1999)
Season:	474, Marcel Shipp (1998)
Career:	1365, Marcel Shipp (1997-2000)

#### HIGHEST AVERAGE YARDS PER PLAY

Game:	31.8, Jason Peebler (New Hampshire, 2003)
	(minimum 5 plays)
Season:	15.6, Adrian Zullo (1999)
	(minimum 100 plays)
Career:	15.4, Adrian Zullo (1998-2002)
	(minimum 250 plays)

#### HIGHEST AVERAGE YARDS PER GAME

Season:	216.6, Marcel Shipp (1998)
Career:	161.6, Marcel Shipp (1997-2000)

### PUNTING

#### HIGHEST AVERAGE YARDS PER PUNT

Game:	53.0, Christian Koegel (Delaware, 2004)
	(minimum 5 punts)
Season:	45.2, Brett Arnold (2008)
	(minimum 25 punts)
Career:	42.2, Logan Laurent (2013-pr.)
	(minimum 60 punts)

#### MOST PUNTS ATTEMPTED

Game:	13, Andrew Maclay (Richmond, 1996)
Season:	79, Andrew Maclay (1996)
Career:	288, Andrew Maclay (1995-98)

#### MOST PUNTING YARDS

Punt:	78, Andrew Maclay (Boston University, 1997)
Game:	526, Christian Koegel (Boston College, 2004)
Season:	3028, Andrew Maclay (1996)
Career:	11278, Andrew Maclay (1995-98)

# UMASS FOOTBALL RECORD BOOK

## INDIVIDUAL RECORDS OVERVIEW

### PUNT RETURNS

#### MOST PUNT RETURN YARDS GAINED

Return: 97, Lou Bush (WPI, 1932)

Game: 157, Ron Harris (Colgate, 1974)

Season: 362, Ron Harris (1974)

Career: 812, Ron Harris (1972-74)

#### MOST PUNT RETURNS

Game: 8, DeShon Hardy (Northeastern, 1999)

8, Scott Alia (Boston University, 1987)

Season: 42, Breon Parker (1994)

Career: 85, DeShon Hardy (1999-2002)

#### HIGHEST AVERAGE YARDS PER RETURN

Season: 25.8 Anthony Nelson (2010)

Career: 14.3, Jerome Bledsoe (1987-91)

#### MOST PUNT RETURN TOUCHDOWNS

Season: 2, Lou Bush (1931)

Career: 3, Lou Bush (1931-33)

### KICKOFF RETURNS

#### MOST KICKOFF RETURN YARDS GAINED

Return: 102, Dennis Dent (Morgan State, 1978)

102, Noel Reebenacker (Springfield, 1951)

Game: 252, Jesse Julmiste (Boston College, 2011)

Season: 932, Jordan Broadnax (2012)

Career: 1388, Courtney Robinson (2006-08)

#### MOST KICKOFF RETURNS

Game: 7, James Allen (Bowling Green, 2015)

7, Jordan Broadnax (Western Michigan, 2012)

7, Jesse Julmiste (Boston College, 2011)

7, Darryl Thomas (Maine, 1997)

7, Tim Berra (Rhode Island, 1973)

Season: 44, Jordan Broadnax (2012)

Career: 58, Courtney Robinson (2006-08)

#### HIGHEST AVERAGE YARDS PER RETURN

Season: 29.1, Stephen Parnell (1967)

Career: 26.7, Khary Bailey-Smith (2012-pr.)

#### MOST KICKOFF RETURN TOUCHDOWNS

Season: 2, Jesse Julmiste (2011)

2, Dennis Dent (1978)

2, Phil DeRose (1964)

Career: 2, Khary Bailey-Smith (2012-pr.)

2, Jesse Julmiste (2009-11)

2, Dennis Dent (1976-78)

2, Phil DeRose (1962-64)

### FIELD GOALS & PATS

#### LONGEST FIELD GOAL MADE

52, Sandro Vitiello (Boston College, 1978)

52, Denis Gagnon (New Hampshire, 1971)

#### MOST FIELD GOALS MADE

Game: 4, Brenden Levengood (Northern Illinois, 2013)

4, George Papoutsidis (Ball State, 1984)

Season: 16, Chris Koepplin (2006)

16, Sandro Vitiello (1978)

Career: 30, Silvio Bonvini (1985-88)

#### MOST FIELD GOAL ATTEMPTS

Season: 29, Sandro Vitiello (1978)

Career: 51, Sandro Vitiello (1978-79)

#### HIGHEST FIELD GOAL PERCENTAGE

Season: .909, Doug White (10-11, 2000)

(minimum 10 attempts)

Career: .810, Brendon Levengood (17-21, 2009-13)

(minimum 20 attempts)

#### MOST PATS MADE

Game: 7, 9x; last by Armando Cuko (Rhode Island, 2008)

Season: 51, Chris Koepplin (2006)

Career: 108, Silvio Bonvini (1985-88)

#### MOST PAT ATTEMPTS

Game: 8, 5x; last by Jason Cherry (Maine, 1998)

Season: 52, Chris Koepplin (2006)

Career: 114, Silvio Bonvini (1985-88)

#### HIGHEST PAT PERCENTAGE

Season: 1.000 (40-40), Silvio Bonvini (1988)

Career: .980 (99-101), Chris Koepplin (2006-07)

### DEFENSE

#### MOST PASSES INTERCEPTED

Game: 4, Steven Rogers (Delaware, 1968)

Season: 8, Shannon James (2004)

8, John Beerworth (1978)

8, Kevin Sullivan (1978)

8, Steven Rogers (1968)

8, Don Junkins (1952)

Career: 20, Shannon James (2002-05)

#### MOST INTERCEPTION YARDS GAINED

Return: 100, Tehran Hunter (Buffalo, 1997)

100, Steve LeMay (Boston University, 1977)

Season: 172, Darren Thellen (2011)

Career: 238, Steven Rogers (1967-69)

#### HIGHEST AVERAGE PER INTERCEPTION RETURN

Season: 34.4, Darren Thellen (2011)

(minimum 3 returns)

Career: 35.7, Stephen LeMay (1977-79)

(minimum 6 returns)

#### MOST INTERCEPTION RETURN TOUCHDOWNS

Game: 2, Tyler Holmes (Maine, 2010)

Season: 2, Tyler Holmes (2010)

Career: 2, Tyler Holmes (2008-11)

2, Anton McKenzie (2000-03)

2, Jerard White (1996-99)

#### MOST PASS BREAKUPS (SINCE 1980)

Season: 16, Garrick Amos (1987)

Career: 38, Jerard White (1996-99)

#### MOST TOTAL TACKLES

Game: 23, Charles Walker (Delaware, 2004)

23, John McKeown (Delaware, 1986)

Season: 177, John McKeown (1988)

Career: 543, John McKeown (1985-88)

#### MOST SOLO TACKLES

Game: 15, Justin Riemer (Richmond, 1996)

15, Justin Riemer (Maine, 1995)

15, Justin Riemer (Buffalo, 1995)

Season: 116, Kole Ayi (1998)

Career: 330, Kole Ayi (1997-2000)

#### MOST ASSISTED TACKLES

Season: 128, John McKeown (1988)

Career: 298, John McKeown (1985-88)

#### MOST SACKS

Game: 5, Scott Assensoa (UConn, 1992)

Season: 15, Mario Perry (1992)

Career: 33, Mario Perry (1989-93)

# UMASS FOOTBALL RECORD BOOK

## TEAM RECORDS OVERVIEW

### SCORING

#### MOST POINTS

Game:	77, vs. Northeastern (1999)
	77, vs. Wagner (1931)
Season:	524, 1998 (15 games)

#### MOST TOUCHDOWNS

Game:	12, vs. Wagner (1931)
Season:	73, 1998 (15 games)

#### MOST FIELD GOALS MADE

Game:	4, vs. Northern Illinois (2013)
	4, vs. Ball State (1984)
	4, vs. Holy Cross (1979)
Season:	16, 1978 (13 games)
	16, 2006 (15 games)

#### MOST FIELD GOALS ATTEMPTED

Game:	6, vs. Holy Cross (1979)
Season:	29, 1978 (13 games)

#### MOST PATS BY KICK MADE

Game:	11, vs. Northeastern (1999)
Season:	59, 1998 (15 games)

#### MOST PATS BY KICK ATTEMPTED

Game:	11, vs. Northeastern (1999)
	11, vs. Wagner (1931)
Season:	71, 1998 (15 games)

#### MOST TWO-POINT CONVERSIONS MADE

Game:	4, at Delaware (1987)
Season:	6, 1987 (11 games)

#### MOST TWO-POINT CONVERSIONS ATTEMPTED

Game:	5, vs. Brandeis (1958)
Season:	11, 1974 (11 games)

#### MOST TIMES SHUTOUT

Season:	6, 1927 (8 games)
	6, 1906 (9 games)
	6, 1905 (10 games)

#### MOST CONSECUTIVE TIMES SHUTOUT

Season:	5, 1938
---------	---------

### TOTAL OFFENSE

#### MOST YARDS GAINED

Game:	651, vs. New Hampshire (1965)
	649, vs. Fordham (2007)
Season:	7074, 1998 (15 games)

#### FEWEST YARDS GAINED

Game:	45, vs. New Hampshire (1976)
Season:	1441, 1957 (7 games)

#### MOST PLAYS

Game:	101, vs. Boston University (1988)
	101, at Richmond (1987)
Season:	1195, 1998 (15 games)

#### FEWEST PLAYS

Game:	36, at Dartmouth (1962)
Season:	397, 1957 (7 games)

#### HIGHEST AVERAGE YARDS PER PLAY

Game:	10.2, vs. Bryant (58-593, 2008)
Season:	6.2, 2008 (12 games)

#### LOWEST AVERAGE YARDS PER PLAY

Game:	0.9, vs. New Hampshire (52-45, 1976)
Season:	3.1, 1966 (9 games)

### RUSHING

#### MOST YARDS GAINED

Game:	515, vs. Lehigh (1995)
Season:	3329, 1995 (11 games)

#### FEWEST YARDS GAINED

Game:	-87, vs Holy Cross (1968)
Season:	749, 1973 (11 games)

#### MOST ATTEMPTS

Game:	83, vs. Connecticut (1981)
Season:	717, 1978 (13 games)

#### FEWEST ATTEMPTS

Game:	11, vs Boston College (1973)
Season:	283, 1957 (7 games)

#### HIGHEST AVERAGE YARDS PER CARRY

Game:	9.0, vs. Lehigh (57-515, 1995)
Season:	5.3, 1995 (625-3329, 11 games)

#### LOWEST AVERAGE YARDS PER CARRY

Game:	-2.23, vs. Holy Cross (39-(-87), 1968)
Season:	1.9, 1973 (389-749, 11 games)

#### MOST TOUCHDOWNS

Game:	8, vs. Northeastern (1999)
	8, vs. Cooper Union (1932)
	8, vs. Wagner (1931)
Season:	36, 1995 (11 games)

#### HIGHEST AVERAGE YARDS PER GAME

Season:	413.1, 2010 (4544, 11 games)
---------	------------------------------

### PASSING

#### MOST YARDS GAINED

Game:	589, vs. Bowling Green (2014)
Season:	4050, 1998 (15 games)

#### FEWEST YARDS GAINED

Game:	0, vs. Lehigh (1995)
	0, vs. Boston College (1978)
	0, vs. Brandeis (1959)
Season:	483, 1995 (11 games)

#### MOST ATTEMPTS

Game:	63, vs. New Hampshire (2001)
Season:	533, 1998 (15 games)

#### FEWEST ATTEMPTS

Game:	2, vs. Brandeis (1959)
Season:	62, 1962 (9 games)

#### MOST COMPLETIONS

Game:	36, vs. Bowling Green (2014)
Season:	306, 1998 (15 games)

#### FEWEST COMPLETIONS

Game:	0, vs. Lehigh (1995)
	0, vs. Boston College (1978)
	0, vs. Brandeis (1959)
Season:	46, 1962 (9 games)
	46, 1957 (7 games)

#### HIGHEST COMPLETION PERCENTAGE

Game:	.904, at Delaware State (19-21, 2004)
Season:	.647 (222-343), 2006 (15 games)

#### MOST YARDS PER ATTEMPT

Game:	18.67, vs. Bryant (15-448, 2008)
Season:	9.4, 1963 (119-1121, 9 games)

#### MOST YARDS PER COMPLETION

Game:	29.87, vs. Bryant (24-448, 2008)
Season:	16.4, 1962 (46-756, 9 games)

#### MOST TOUCHDOWNS

Game:	5, vs. Bowling Green (2014)
	5, at Toledo (2014)
	5, at Towson (2006)
	5, vs. Delaware (2003)
	5, vs. James Madison (2001)
	5, vs. New Haven (2000)
	5, vs. Maine (1998)
	5, vs. Villanova (1998)
	5, vs. Youngstown State (1977)
Season:	37, 1998 (15 games)

#### HIGHEST AVERAGE YARDS PER GAME

Season:	311.75, 2014 (3741, 12 games)
---------	-------------------------------

### PUNTING

#### HIGHEST AVG. PER PUNT (MIN. 3 ATTEMPTS)

Game:	56.0, vs. Connecticut (3-168, 1999)
Season:	44.3, 2008 (47-2080, 12 games)

#### MOST PUNTS

Game:	13, at Richmond (1996)
Season:	85, 1968 (10 games)

#### MOST YARDS

Game:	526, at Boston College (2004)
Season:	3028, 1996 (11 games)

### PUNT RETURNS

#### MOST YARDS GAINED

Game:	165, at Colgate (1974)
Season:	422, 1972 (10 games)

#### MOST RETURNED

Game:	9, at Rhode Island (1972)
Season:	47, 1999 (13 games)

#### HIGHEST AVG. PER RETURN (MIN. 3 ATTEMPTS)

Game:	34.7, vs. Brandeis (1959)
Season:	20.6, 1959 (9 games)

### KICKOFF RETURNS

#### MOST YARDS GAINED

Game:	252, at Boston College (2011)
Season:	1376, 1998 (15 games)

#### MOST RETURNS

Game:	10, vs. Boston College (1974)
Season:	71, 1998 (15 games)

#### HIGHEST AVG. PER RETURN (MIN. 3 ATTEMPTS)

Game:	40.0, at Bucknell (3-120, 1962)
Season:	28.7, 1968 (10 games)

### MISCELLANEOUS

#### FIRST DOWNS

Game:	34, vs. Eastern Michigan (2014)
	34, vs. New Hampshire (2005)
Season:	354, 1998 (15 games)

#### PENALTIES AGAINST

Game:	20, at Delaware State (2004)
Season:	123, 2007 (13 games)

#### YARDS PENALIZED

Game:	171, vs. Delaware State (1980)
Season:	1035, 2007(13 games)

#### MOST FUMBLES

Game:	10, vs. Northeastern (1952)
Season:	55, 1986 (11 games)

#### MOST FUMBLES LOST

Game:	6, vs. Northeastern (1952)
Season:	29, 1974 (11 games)

# UMASS FOOTBALL RECORD BOOK

## TEAM RECORDS OVERVIEW

### SCORING

#### MOST POINTS ALLOWED

Game:	80, Wesleyan (1885)
Season:	423, 1998 (15 games)

#### FEWEST POINTS ALLOWED

Game:	0, 181x, last at Rhode Island (2006)
Season:	12, 1963 (9 games)

#### MOST TOUCHDOWNS ALLOWED

Game:	11, Connecticut (1956)
Season:	55, 1998 (15 games)

#### MOST OPPONENT FIELD GOALS MADE

Game:	4, McNeese State (1998)
-------	-------------------------

#### MOST OPPONENT FIELD GOAL ATTEMPTS

Game:	7, Holy Cross (1966)
-------	----------------------

#### MOST SHUTOUTS

Season:	7, 1901 (9 games)
---------	-------------------

#### MOST CONSECUTIVE SHUTOUTS

Season:	5, 1903
---------	---------

### TOTAL DEFENSE

#### FEWEST YARDS ALLOWED

Game:	31, Albany (2005)
Season:	1242, 1963 (9 games)

#### MOST YARDS ALLOWED

Game:	725, Bowling Green (2015)
Season:	6192, 1998 (15 games)

#### FEWEST PLAYS ALLOWED

Game:	37, Vermont (1963)
Season:	398, 1960 (9 games)

#### MOST PLAYS ALLOWED

Game:	108, Bowling Green (2014)
Season:	1128, 1998 (15 games)

#### HIGHEST AVERAGE YARDS PER PLAY

Game:	8.6, New Hampshire (72-621, 2008)
Season:	6.1, 1997 (770-4666, 11 games)

#### LOWEST AVERAGE YARDS PER PLAY

Game:	0.58, Albany (53-31, 2005)
Season:	2.6, 1963 (481-1242, 9 games)

#### LOWEST AVERAGE YARDS PER GAME

Season:	138.0, 1963
---------	-------------

### RUSHING DEFENSE

#### FEWEST YARDS ALLOWED

Game:	-58, Vermont (1963)
Season:	475, 1963 (9 games)

#### MOST YARDS ALLOWED

Game:	518, Boston College (1973)
Season:	2706, 1998 (15 games)

#### FEWEST ATTEMPTS AGAINST

Game:	12, New Hampshire (2004)
Season:	133, 1970 (10 games)

#### MOST ATTEMPTS AGAINST

Game:	76, Florida A&M (1978)
	76, Colgate (1974)
Season:	592, 1998 (15 games)

#### LOWEST AVERAGE PER CARRY

Game:	-1.5, N.C. Central (31--46), 1979
Season:	1.6, 1965 (318-510, 9 games)

#### HIGHEST AVERAGE PER CARRY

Game:	9.0, Notre Dame (51-457, 2015)
Season:	4.7, 2014 (492-2301, 12 games)

#### LOWEST AVERAGE YARDS PER GAME

Season:	52.8, 1963 (9 games)
---------	----------------------

#### MOST TOUCHDOWNS ALLOWED

Game:	10, Boston University (1957)
Season:	27, 1998 (15 games)

### PASSING DEFENSE

#### FEWEST YARDS ALLOWED

Game:	0, Florida A&M (1978)
	0, Harvard (1960)
Season:	560, 1960 (9 games)

#### MOST YARDS ALLOWED

Game:	519 (Bowling Green, 2015)
Season:	3486, 1998 (15 games)

#### FEWEST COMPLETIONS ALLOWED

Game:	0, Florida A&M (1978)
	0, Harvard (1960)
Season:	35, 1957 (7 games)

#### MOST COMPLETIONS ALLOWED

Game:	38, Bowling Green (2014)
Season:	269, 2014 (12 games)
	269, 1998 (15 games)

#### FEWEST ATTEMPTS AGAINST

Game:	3, Harvard (1964)
Season:	115, 1957 (7 games)

#### MOST ATTEMPTS AGAINST

Game:	63, New Hampshire (2004)
Season:	536, 1998 (15 games)

#### HIGHEST PERCENT COMPLETED

Game:	.822, Bowling Green (37-45, 2015)
-------	-----------------------------------

#### LOWEST PERCENT COMPLETED

Game:	.000, Florida A&M (1978)
	.000, Harvard (1960)
Season:	.304, 1957 (7 games)

#### MOST PASS BREAKUPS

Game:	20, vs. Boston University (1988)
Season:	92, 1998 (15 games)

#### MOST TOUCHDOWNS ALLOWED

Game:	9, Notre Dame (2015)
Season:	65, 2012 (12 games)

#### MOST SACKS

Game:	11, vs. AIC (2002)
	11, at Buffalo (1995)
Season:	50, 1993 (11 games)

#### LOWEST AVERAGE YARDS PER GAME

Season:	62.2, 1960
---------	------------

#### FEWEST TOUCHDOWNS ALLOWED

Season:	0, 1963 (9 games)
---------	-------------------

### INTERCEPTIONS

#### MOST PASSES INTERCEPTED

Game:	6, vs. Northeastern (1999)
	6, vs. Nevada-Reno (1978)
Season:	30, 1978 (13 games)

#### MOST INTERCEPTION YARDS GAINED

Game:	131, at Buffalo (1997)
Season:	374, 1978 (13 games)

### PUNTING

#### MOST PUNTS BY OPPONENT

Game:	13, Connecticut (1979)
Season:	92, 1978 (13 games)

#### LOWEST OPPONENT AVERAGE PER PUNT

Season:	31.2, 1963 (9 games)
---------	----------------------

#### HIGHEST OPP. AVERAGE PER PUNT (MIN. 3 ATT.)

Game:	52.4, Notre Dame (5-262, 2015)
Season:	41.5 (62-2570, 2015)

#### MOST OPPONENT PUNTING YARDS

Game:	414, Morgan State (1978)
-------	--------------------------

### PUNT RETURNS

#### FEWEST OPPONENT RETURNS

Season:	8, 2011 (11 games)
---------	--------------------

#### MOST OPPONENT RETURNS

Game:	8, McNeese State (1998)
	8, New Hampshire (1981)
	8, Maine (1980)
	8, Dartmouth (1970)
Season:	43, 1998 (15 games)
	43, 1985 (11 games)
	43, 1971 (9 games)

#### FEWEST OPPONENT YARDS GAINED

Season:	70, 1977 (10 games)
---------	---------------------

#### MOST OPPONENT YARDS GAINED

Game:	147, Dartmouth (1970)
Season:	439, 1994 (11 games)

### KICKOFF RETURNS

#### FEWEST RETURNS BY OPPONENT

Game:	0, 12x, last at James Madison (2004)
Season:	23, 1982 & 1983 (11 games each)

#### FEWEST YARDS GAINED BY OPPONENT

Game:	0, 12x, last at James Madison (2004)
Season:	409, 1983 (11 games)

#### MOST RETURNS BY OPPONENT

Game:	9, Delaware State (2004)
	9, Central Connecticut (2002)
	9, Georgia Southern (1998)
	9, Maine (1998)
	9, New Hampshire (1988), (1965)
Season:	89, 1998 (15 games)

#### MOST YARDS GAINED BY OPPONENT

Game:	234, Vermont (1963)
Season:	1462, 1998 (15 games)

### MISCELLANEOUS

#### FEWEST FIRST DOWNS ALLOWED

Game:	0, Cooper Union (1931)
Season:	81, 1958 (8 games)

#### MOST FIRST DOWNS ALLOWED

Game:	37, Bowling Green (2015)
Season:	316, 1998 (15 games)

#### MOST OPPONENT PENALTIES

Game:	19, Hofstra (1998)
Season:	105, 1998 (15 games)

#### MOST OPPONENT YARDS PENALIZED

Game:	177, Vermont (1972)
Season:	908, 2014 (12 games)

#### MOST OPPONENT FUMBLES

Game:	12, Boston University (1958)
Season:	49, 1980 (10 games)

#### MOST OPPONENT FUMBLES LOST

Game:	10 Boston University (1958)
Season:	23, 1998 (15 games)
	23, 1985 (11 games)

#### MOST SAFETIES

Game:	3, at Rhode Island (2007)*
	3 vs. Albany (2005)*

\*NCAA Division I-AA record

# UMASS FOOTBALL RECORD BOOK

## OPPONENT TEAM & INDIVIDUAL RECORDS

### TEAM RECORDS

<b>POINTS</b>	
80	Wesleyan (1885)
<b>TOUCHDOWNS</b>	
11	Connecticut (1956)
<b>FIRST DOWNS</b>	
37	Bowling Green (2015)
<b>FIRST DOWNS RUSHING</b>	
25	Boston College (1973)
<b>FIRST DOWNS PASSING</b>	
23	Miami Ohio (2014)
23	Lehigh (1989)
<b>RUSHING ATTEMPTS</b>	
76	Colgate (1974)
<b>RUSHING YARDS</b>	
518	Boston College (1973)
<b>RUSHING TOUCHDOWNS</b>	
10	Boston University (1957)
<b>PASSING ATTEMPTS</b>	
64	Holy Cross (2007)
<b>PASS COMPLETIONS</b>	
38	Bowling Green (2014)
<b>PASSING YARDS</b>	
519	Bowling Green (2015)
<b>TOUCHDOWN PASSES</b>	
7	Villanova (1997)
<b>TOTAL OFFENSIVE PLAYS</b>	
108	Bowling Green (2014)
<b>TOTAL OFFENSIVE YARDS</b>	
725	Bowling Green (2015)

### INDIVIDUAL RECORDS

<b>RUSHING ATTEMPTS</b>	
47	Stephan Lewis, New Hampshire (186 yards, 2002)
<b>RUSHING YARDS</b>	
333	Adrian Peterson, Georgia Southern (32 att., 1999)
<b>RUSHING TOUCHDOWNS</b>	
5	Adrian Peterson, Georgia Southern (1999)
<b>LONGEST RUSH</b>	
94	Thomas Dicker, Boston University (1996)
<b>PASS RECEPTIONS</b>	
16	Devale Ellis, Hofstra (225 yards, 2004)
<b>PASS RECEPTION YARDS</b>	
225	Devale Ellis, Hofstra (16 catches, 2004)
<b>TOUCHDOWN RECEPTIONS</b>	
4	Sam Martin, Miami Ohio (2014)
4	Steve Kreider, Lehigh (1977)
<b>PASS ATTEMPTS</b>	
62	Dominic Randolph, Holy Cross (32 comp., 2007)
<b>PASS COMPLETIONS</b>	
38	James Knapke, Bowling Green (59 att., 2014)
<b>PASSING YARDS</b>	
459	Chad Salisbury, Buffalo (30-51, 1997)
<b>TOUCHDOWN PASSES</b>	
5	Phillip Ely, Toledo (2015)
5	Matt Johnson, Bowling Green (2015)
5	Byron Leftwich, Marshall (2001)
5	Rocky Butler, Hofstra (2000)
5	Chris Boden, Villanova (1997)
<b>LONGEST PASS</b>	
86	David Corley to Rich Musinski, William & Mary (2000)
<b>TOTAL OFFENSIVE PLAYS</b>	
63	James Knapke, Bowling Green (459 yards, 2014)
<b>TOTAL OFFENSIVE YARDS</b>	
481	Bob Jean, New Hampshire (58 plays, 1988)

### INDIVIDUAL RECORDS

<b>POINTS</b>	
36	Erwin Matthews, Richmond (1987)
<b>TOUCHDOWNS</b>	
6	Erwin Matthews, Richmond (1987)
<b>EXTRA POINTS</b>	
9	Mathew Sims, Northern Illinois (2013)
<b>FIELD GOALS</b>	
4	Shonz LaFrenz, McNeese State (1998)
<b>LONGEST FIELD GOAL</b>	
52	Rob Zarilli, Hofstra (2006)
<b>LONGEST INTERCEPTION RETURN</b>	
100	Matt Parent, New Hampshire (2008)
<b>LONGEST FUMBLE RETURN</b>	
96	Kevin Pierre-Louis, Boston College (2011)
<b>PUNTS</b>	
12	Brian Donnelly, Bryant (2008)
<b>PUNTING YARDS</b>	
441	Brian Donnelly, Bryant (2008)
441	Mike Montejano, AIC (2000)
<b>PUNTING AVERAGE (MINIMUM 5 PUNTS)</b>	
52.9	Scott Ravanese, Southern Illinois (Seven punts, 2007)
<b>LONGEST PUNT RETURN</b>	
86	John Armstrong, Richmond (1985)
<b>LONGEST KICKOFF RETURN</b>	
100	Willie Sydnor, Villanova (1980)
<b>LONGEST PUNT</b>	
83	Scott Ravanese, Southern Illinois (2007)
<b>LONGEST BLOCKED FIELD GOAL RETURN</b>	
100	Bruce Taylor, Boston University (1969)



# UMASS FOOTBALL RECORD BOOK

## SINGLE GAME INDIVIDUAL RECORDS

### RUSHING

#### MOST YARDS GAINED

Play: 96, Jim Pizano (Rhode Island, 1996)

Game: 337, Frank Alessio (Boston University, 1995)

#### MOST CARRIES

Game: 45, Garry Pearson (AIC, 1982)

#### HIGHEST AVERAGE PER CARRY

Game: 29.0, Matt Jordan (Lehigh, 1995)  
(minimum 5 carries)

#### MOST TOUCHDOWNS

Game: 5, R.J. Cobbs (Rhode Island, 2002)  
5, Lou Bush (Cooper Union, 1932)

#### RUSHING YARDS

- 337 Frank Alessio (Boston University, 1995)
- 313 Rene Ingoglia (Rhode Island, 1994)
- 288 Garry Pearson (AIC, 1982)
- 270 Marcel Shipp (Maine, 1998)
- 258 Paul Metallo (Holy Cross, 1971)
- 257 Marcel Shipp (UConn-2, 1998)
- 256 Marcel Shipp (Maine, 1999)
- 244 Marcel Shipp (Georgia Southern, 1998)
- 241 Kevin Quinlan (Northeastern, 2000)
- 240 Marquis Young (Buffalo, 2015)

#### RUSHING ATTEMPTS

- 45 Garry Pearson (AIC, 1982)
- 44 Marcel Shipp (Delaware, 1999)
- 43 Steve Baylark (New Hampshire, 2004)
- 41 Marcel Shipp (Villanova, 1998)
- 38 Lorenzo Woodley (Northern Illinois, 2013)
- 38 Kevin Quinlan (Northeastern, 2000)
- 38 Marcel Shipp (Northwestern State, 1998)
- 38 Marcel Shipp (UConn-2, 1998)
- 38 Marcel Shipp (Maine, 1998)
- 38 Garry Pearson (UConn, 1982)
- 37 Tony Nelson (Northeastern, 2008)
- 37 Rene Ingoglia (Northeastern, 1995)
- 36 Marcel Shipp (three times)
- 36 John Johnson (Northeastern, 1990)

#### LONGEST RUSH

- 96 Jim Pizano (Rhode Island, 1996)
- 95 Fred Ellert (Tufts, 1928)
- 85 Jerome Bledsoe (Lehigh, 1989)
- 85 Dennis Dent (Boston College, 1978)
- 85 Jerry Whelchel (Boston University, 1964)
- 84 RJ Cobbs (Delaware, 2002)
- 84 Frank Alessio (Boston University, 1995)
- 84 Frank Alessio (Holy Cross, 1995)
- 84 Rene Ingoglia (Rhode Island, 1994)
- 83 Richard Jessamy (New Hampshire, 1973)

### PASSING

#### MOST YARDS GAINED

Play: 97, Jeff Krohn to Jimmie Howard (at Villanova, 2003)

Game: 589, Blake Frohnapfel (Bowling Green, 2014)

#### MOST ATTEMPTS

Game: 63, Matt Guice (New Hampshire, 2001)

#### MOST COMPLETIONS

Game: 36, Blake Frohnapfel (Bowling Green, 2014)

#### HIGHEST COMPLETION PERCENTAGE

Game: .894, Tim Day (at Delaware State, 2004)  
(minimum 10 attempts)

#### HIGHEST PASSING EFFICIENCY

Game: 256.3, Mike Fallon (Youngstown, 1977)  
(minimum 10 attempts)

#### MOST TOUCHDOWNS

Game: 5, Blake Frohnapfel (Bowling Green, 2014)

5, Blake Frohnapfel (Toledo, 2014)

5, Liam Coen (Bryant, 2008)

5, Liam Coen (at Towson, 2006)

5, Matt Guice (James Madison, 2001)

5, Richard Lucero (New Haven, 2000)

5, Todd Bankhead (Maine, 1998)

5, Mike Fallon (Youngstown, 1977)

#### MOST INTERCEPTIONS

Game: 5, Anthony Catterton (Hofstra, 1997)

5, Dave Palazzi (UConn, 1988)

5, Dave Palazzi (Delaware, 1987)

5, Barrett McGrath (Lehigh, 1983)

#### PASS ATTEMPTS

- 63 Matt Guice (New Hampshire, 2001)
- 61 Blake Frohnapfel (Bowling Green, 2014)
- 60 Blake Frohnapfel (Miami [Ohio], 2014)
- 56 Blake Frohnapfel (Bowling Green, 2015)
- 56 Blake Frohnapfel (Toledo, 2014)
- 55 Blake Frohnapfel (Temple, 2015)
- 55 Kyle Havens (New Hampshire, 2010)
- 52 Tim Day (New Hampshire, 2004)
- 52 Jeff Krohn (Northeastern, 2002)
- 51 Blake Frohnapfel (Eastern Michigan, 2014)
- 51 Mike Wegzyn (Ohio, 2012)
- 51 Todd Bankhead (UConn-1, 1998)

#### PASS COMPLETIONS

- 36 Blake Frohnapfel (Bowling Green, 2014)
- 35 Blake Frohnapfel (Miami [Ohio], 2014)
- 34 Blake Frohnapfel (Bowling Green, 2015)
- 33 Jeff Krohn (Northeastern, 2002)
- 32 Blake Frohnapfel (Ball State, 2015)
- 32 Blake Frohnapfel (FIU, 2015)
- 32 Kyle Havens (New Hampshire 2010)
- 32 Brian McNally (UConn, 1976)
- 31 Liam Coen (New Hampshire, 2005)
- 30 AJ Doyle (Central Michigan, 2012)

#### PASSING YARDS (400+ YARD GAMES)

- 589 Blake Frohnapfel (Bowling Green, 2014)
- 450 Kyle Havens (New Hampshire 2010)
- 438 Blake Frohnapfel (Toledo, 2014)
- 424 Blake Frohnapfel (Ball State, 2014)
- 421 Liam Coen (Southern Illinois, 2007)
- 419 Liam Coen (Fordham, 2007)
- 409 Blake Frohnapfel (Bowling Green, 2015)
- 403 Matt Guice (New Hampshire, 2001)
- 401 Liam Coen (New Hampshire, 2005)
- 401 Jeff Krohn (Northeastern, 2002)

#### LONGEST PASSING PLAYS

- 97 Jeff Krohn to Jimmie Howard (Villanova, 2003)
- 89 Liam Coen to Rasheed Rancher (Stony Brook, 2006)
- 84 Liam Coen to Rasheed Rancher (Delaware, 2005)
- 82 Jeff Krohn to Jason Peebler (New Hampshire, 2003)
- 80 Blake Frohnapfel to Alex Kenney (Bowling Green, 2014)
- 80 Liam Coen to Matt Silver (Bryant, 2008)
- 80 Tim Day to Jason Peebler (at Delaware State, 2004)
- 79 John McCormick to Sam Lussier (Rhode Island, 2006)
- 78 Dave Palazzi to Chip Mitchell (Harvard, 1988)
- 77 Blake Frohnapfel to Tajae Sharpe (Boston College, 2014)
- 77 Blake Frohnapfel to Tajae Sharpe (Penn State, 2014)
- 77 Greg Landry to Bob Meers (New Hampshire, 1965)
- 76 Blake Frohnapfel to Jean Sifrin (Toledo, 2014)
- 75 Tim Bryant to John Crowley (Rhode Island, 1986)
- 72 Austin Whipple to Rodney Mills (Akron, 2014)
- 72 Gary Wilkos to Chip Mitchell (New Hampshire, 1989)
- 72 Gary Wilkos to Mike Tobin (Rhode Island, 1989)

### RECEIVING

#### MOST RECEPTIONS

Game: 15, Tajae Sharpe (FIU, 2015)

#### MOST YARDS GAINED

Game: 262, Victor Cruz (James Madison, 2008)

#### HIGHEST AVERAGE PER CATCH

Game: 35.4, Jason Peebler (New Hampshire, 2003)  
(minimum 5 catches)

#### MOST TOUCHDOWNS

Game: 4, Brandon London (at Towson, 2006)

4, Adrian Zullo (New Hampshire, 1999)

4, Jimmy Moore (UConn-1, 1998)

#### PASS RECEPTION YARDS

- 262 Victor Cruz (James Madison, 2008)
- 239 Tajae Sharpe (Ball State, 2014)
- 210 Adrian Zullo (Richmond, 1999)
- 198 Rasheed Rancher (Fordham, 2007)
- 193 Tajae Sharpe (Eastern Michigan, 2014)
- 190 Anthony Nelson (New Hampshire 2010)
- 185 Jean Sifrin (Toledo, 2014)
- 182 Jeremy Horne (Bryant, 2008)
- 181 Milt Morin (Vermont, 1965)
- 179 Tajae Sharpe (Bowling Green, 2014)
- 177 Jason Peebler (New Hampshire, 2003)
- 172 Jeremy Horne (Holy Cross, 2008)
- 172 Jimmy Moore (UConn-2, 1998)
- 172 Tim Berra (New Hampshire, 1973)
- 164 Jimmy Moore (Hofstra, 1998)

#### PASS RECEPTIONS (10+ RECEPTION GAMES)

- 15 Tajae Sharpe (FIU, 2015)
- 13 Tajae Sharpe (Bowling Green, 2015)
- 13 Tajae Sharpe (Bowling Green, 2014)
- 13 Tajae Sharpe (Eastern Michigan, 2014)
- 13 Tajae Sharpe (Ball State, 2014)
- 13 Victor Cruz (James Madison, 2008)
- 13 J.J. Moore (Colgate, 2005)
- 13 Brandon London (Hofstra, 2005)
- 12 Tajae Sharpe (Toledo, 2015)
- 11 Tajae Sharpe (Ball State, 2015)
- 11 Tajae Sharpe (Temple, 2015)
- 11 Tajae Sharpe (Colorado, 2015)
- 11 Tajae Sharpe (Maine, 2013)
- 11 Deion Walker (Ohio, 2012)
- 11 Julian Talley (Villanova, 2011)
- 11 Anthony Nelson (New Hampshire 2010)
- 11 Tajae Sharpe (Maine, 2008)
- 11 J.J. Moore (Hofstra, 2007)
- 11 Adrian Zullo (Richmond, 1999)
- 11 Adrian Zullo (Villanova, 1999)
- 11 Jimmy Moore (Hofstra, 1998)
- 11 Tim Berra (Holy Cross, 1973)
- 10 Rob Blanchflower (Central Michigan, 2012)
- 10 Victor Cruz (Northeastern, 2008)
- 10 Jeremy Horne (Holy Cross, 2008)
- 10 Michael Omar (Southern Illinois, 2007)
- 10 DeShon Hardy (Delaware, 2001)
- 10 Adrian Zullo (Furman, 1999)
- 10 Chip Mitchell (Delaware, 1989)
- 10 Bob Simeone (Maine, 1984)

### TOTAL OFFENSE

#### MOST POINTS SCORED

- 30 RJ Cobbs (Rhode Island, 2002)
- 30 Lou Bush (Cooper Union, 1932)
- 30 Lou Bush (Wagner, 1931)
- 24 Shadrach Abrokwhah (Eastern Michigan, 2014)
- 24 Brandon London (at Towson, 2006)
- 24 Marcel Shipp (Rhode Island, 2000)
- 24 Marcel Shipp (Northeastern, 1999)
- 24 Adrian Zullo (New Hampshire, 1999)
- 24 Jimmy Moore (UConn-1, 1998)
- 24 Rene Ingoglia (James Madison, 1993)
- 24 Jerome Bledsoe (Richmond, 1991)
- 24 Kevin Smellie (Boston University, 1986)
- 24 Garry Pearson (UConn, 1982)
- 24 Paul Metallo (Holy Cross, 1971)

# UMASS FOOTBALL RECORD BOOK

## SINGLE GAME INDIVIDUAL RECORDS

### MOST TOUCHDOWNS

1.	5 RJ Cobbs (Rhode Island, 2002)
	5 Lou Bush (Cooper Union, 1932)
	5 Lou Bush (Wagner, 1931)
4.	4 Shadrach Abrokwhah (Eastern Michigan, 2014)
	4 Brandon London (Towson, 2006)
	4 Marcel Shipp (Rhode Island, 2000)
	4 Marcel Shipp (Northeastern, 1999)
	4 Adrian Zullo (New Hampshire, 1999)
	4 Jimmy Moore (UConn-1, 1998)
	4 Rene Ingoglia (James Madison, 1993)
	4 Jerome Bledsoe (Richmond, 1991)
	4 Kevin Smellie (Boston University, 1986)
	4 Garry Pearson (UConn, 1982)
	4 Paul Metallo (Holy Cross, 1971)

### MOST YARDS GAINED

Game: 570, Blake Frohnapfel (Bowling Green, 2014)

### MOST PLAYS

Game: 79, Matt Guice (New Hampshire, 2001)

### TOTAL OFFENSE

1.	570 Blake Frohnapfel (Bowling Green, 2014)
2.	434 Kyle Havens (New Hampshire, 2010)
3.	431 Blake Frohnapfel (Ball State, 2014)
	431 Blake Frohnapfel (Toledo, 2014)
5.	419 Liam Coen (Fordham, 2007)
6.	416 Matt Guice (New Hampshire, 2001)
7.	407 Dave Palazzi (New Hampshire, 1988)
8.	406 Liam Coen (Southern Illinois, 2007)
9.	401 Liam Coen (New Hampshire, 2005)
10.	396 Greg Landry (New Hampshire, 1965)

### ALL-PURPOSE YARDS GAINED

1.	357 Tim Berra (Rhode Island, 1973)
2.	332 Frank Alessio (Boston University, 1995)
3.	328 Rene Ingoglia (Rhode Island, 1994)
4.	319 Garry Pearson (AIC, 1982)
5.	297 Marcel Shipp (UConn-2, 1998)
6.	294 Marcel Shipp (Maine, 1998)
7.	284 Tim Berra (Boston College, 1973)
8.	282 Marcel Shipp (Georgia Southern, 1998)
	282 Marcel Shipp (Buffalo, 1998)
10.	268 Garry Pearson (UConn, 1981)

## PUNTING

### HIGHEST AVERAGE PER PUNT (MINIMUM 5 PUNTS)

Game: 53.0 Caleb Violette (James Madison, 2010)  
53.0, Christian Koegel (Delaware, 2004)

### MOST PUNTS

Game: 13, Andrew Maclay (Richmond, 1996)

### MOST YARDS

Punt: 78, Andrew Maclay (Boston University, 1997)  
Game: 526, Christian Koegel (Boston College, 2004)

### LONGEST PUNT

1.	78 Andrew Maclay (Boston University, 1997)
2.	77 Dimitri Yavis (Boston University, 1988)
3.	76 Christian Koegel (Delaware, 2004)
4.	75 Andrew Maclay (James Madison, 1998)
5.	74 Jim Tandler (Northeastern, 1984)
6.	73 John Romboli (New Hampshire, 1976)
	73 John Romboli (Boston College, 1975)
8.	72 Justin Riemer (New Hampshire, 1994)
9.	71 David Sanger (James Madison, 2001)
10.	70 Brett Arnold (James Madison, 2008)
11.	69 Andrew Maclay (Georgia Southern, 1998)
12.	68 Brett Arnold (Colgate, 2007)
	68 David Sanger (Richmond, 2002)
	68 Marco Gabrielli (Rhode Island, 1989)

## PUNT RETURNS

### MOST YARDS GAINED

Return: 97, Lou Bush (WPI, 1932)  
Game: 157, Ron Harris (Colgate, 1974)

### MOST RETURNS

Game: 8, DeShon Hardy (Northeastern, 1999)  
8, Scott Alia (Boston University, 1987)

### LONGEST PUNT RETURNS

1.	97 Lou Bush (WPI, 1932)
2.	93 Ron Harris (New Hampshire, 1974)
3.	92 Jerome Bledsoe (Maine, 1988)
4.	90 Ron Harris (Colgate, 1974)
5.	80 Steven Schubert (Boston University, 1972)
	80 Phil DeRose (Holy Cross, 1964)
7.	74 David Giarla (Vermont, 1966)
8.	70 Don Caparotti (Richmond, 1991)
9.	67 Kory Blackwell (UConn, 1996)
10.	66 Ron Harris (New Hampshire, 1975)
	66 Steven Schubert (Boston University, 1970)

## KICKOFF RETURNS

### MOST YARDS GAINED

Return: 102, Dennis Dent (Morgan State, 1978)  
102, Noel Reebeacker (Springfield, 1951)  
Game: 252, Jesse Julmiste (Boston College, 2011)

### MOST RETURNS

Game: 7, James Allen (Bowling Green, 2015)  
7, Jordan Broadnax (Western Michigan, 2012)  
7, Jesse Julmiste (Boston College, 2011)  
7, Darryl Thomas (Maine, 1997)  
7, Tim Berra (Rhode Island, 1973)

### LONGEST KICKOFF RETURNS

1.	102 Dennis Dent (Morgan State, 1978)
	102 Noel Reebeacker (Springfield, 1951)
3.	100 Jesse Julmiste (Boston College, 2011)
	100 Courtney Robinson (Holy Cross, 2007)
	100 Ted Piers (Bates, 1951)
6.	99 Phil DeRose (New Hampshire, 1964)
7.	97 James Allen (Bowling Green, 2015)
	97 Ryan Carter (Maine, 2010)
	97 Richard Jenkins (Maine, 1982)
	97 Garry Pearson (Boston College, 1979)
	97 Tim Berra (Rhode Island, 1973)

## FIELD GOALS

### LONGEST FIELD GOAL MADE

52, Sandro Vitiello (Boston College, 1978)  
52, Denis Gagnon (New Hampshire, 1971)

### MOST FIELD GOALS MADE

Game: 4, Brendon Levensgood (Northern Illinois, 2013)  
4, George Papoutsidis (Ball State, 1984)

### MOST PATS MADE

Game: 7, 9x; last by Armando Cuko (Rhode Island, 2008)

### MOST PAT ATTEMPTS

Game: 8, 5x; last by Jason Cherry (Maine, 1998)

### LONGEST FIELD GOALS

1.	52, Sandro Vitiello (Boston College, 1978)
	52, Denis Gagnon (New Hampshire, 1971)
3.	51, Chris Koepllin (New Hampshire, 2007)
4.	48, Logan Laurent (FIU, 2015)
	48, Chris Koepllin (Holy Cross, 2007)
	48, Chris Koepllin (Stony Brook, 2006)

### MOST PASSES INTERCEPTED

Game: 4, Steven Rogers (Delaware, 1968)

### MOST YARDS GAINED

Return: 128, Darren Thellen (Central Conn. St., 2011)  
100, Tehran Hunter (Buffalo, 1997)  
100, Steve LeMay (Boston University, 1977)

### INTERCEPTIONS RETURN FOR TOUCHDOWNS

Game: 2, Tyler Holmes (Maine, 2010)

### MOST TOTAL TACKLES

Game: 23, Charles Walker (Delaware, 2004)  
23, John McKeown (Delaware, 1986)

### MOST SOLO TACKLES

Game: 15, Justin Riemer (Richmond, 1996)  
15, Justin Riemer (Maine, 1995)  
15, Justin Riemer (Buffalo, 1995)

### MOST SACKS

Game: 5, Scott Assencoa (UConn, 1992)

# UMASS FOOTBALL RECORD BOOK

## SINGLE-SEASON INDIVIDUAL RECORDS

### RUSHING

#### RUSHING YARDS

1.	2542	Marcel Shipp (428-2542)	1998
2.	1960	Steve Baylark (338-1960)	2006
3.	1846	Marcel Shipp (391-1846)	1999
4.	1631	Garry Pearson (312-1631)	1982
5.	1585	Matt Lawrence (318-1585)	2007
6.	1545	Jerome Bledsoe (264-1545)	1991
7.	1505	Rene Ingoglia (258-1505)	1994
8.	1325	Tony Nelson (243-1325)	2008
9.	1284	Rene Ingoglia (233-1284)	1993
10.	1276	Frank Alessio (161-1276)	1995

#### RUSHING ATTEMPTS

1.	428	Marcel Shipp (428-2542)	1998
2.	391	Marcel Shipp (391-1846)	1999
3.	338	Steve Baylark (338-1960)	2006
4.	318	Matt Lawrence (318-1585)	2007
5.	312	Garry Pearson (312-1631)	1982
6.	268	Steve Baylark (268-1177)	2003
7.	264	Jerome Bledsoe (264-1545)	1991
8.	262	Rene Ingoglia (262-1178)	1995
9.	261	Jonathan Hernandez (261-1092)	2011
10.	258	Rene Ingoglia (258-1505)	1994

#### RUSHING TOUCHDOWNS

1.	24	Marcel Shipp	1999
2.	19	Rene Ingoglia	1995
3.	18	Marcel Shipp	1998
4.	17	Lou Bush	1931
5.	16	Matt Lawrence	2007
6.	15	Garry Pearson	1980
	15	Steve Baylark	2006
	15	Paul Metallo	1972
9.	14	RJ Cobbs	2002
	14	Rene Ingoglia	1994
	14	Lou Bush	1932
	14	Rene Ingoglia	1993

#### AVERAGE YARDS/RUSH (MIN. 50 ATTEMPTS)

1.	7.93	Frank Alessio (161-1276)	1995
2.	7.42	Matt Jordan (76-564)	1995
3.	7.33	Arthur Corsaletti (52-381)	1970
4.	6.79	John Johnson (131-889)	1993
5.	6.74	Dennis Dent (169-1139)	1978
6.	6.47	Gerald Grasso (72-466)	1969
7.	6.46	Charlie Redman (61-394)	1951
8.	6.40	Donald Johnson (53-339)	1954
9.	6.33	Frank Alessio (83-525)	1993
10.	6.32	Marquis Young (152-960)	2015

#### RUSHING YARDS/GAME (MIN. 10 GAMES)

1.	181.6	Marcel Shipp (14 games)	1998
2.	142.0	Marcel Shipp (13 games)	1999
3.	140.5	Jerome Bledsoe (11 games)	1991
4.	136.8	Rene Ingoglia (11 games)	1994
5.	130.7	Steve Baylark (15 games)	2006
6.	121.9	Matt Lawrence (13 games)	2007
7.	116.7	Rene Ingoglia (11 games)	1993
8.	116.0	Frank Alessio (11 games)	1995
9.	110.6	Marcel Shipp (10 games)	2000
10.	110.4	Tony Nelson (12 games)	2008

### PASSING

#### PASS ATTEMPTS

1.	525	Todd Bankhead (303-525-20)	1998
2.	472	Blake Frohnapfel (266-472-13)	2015
3.	437	Blake Frohnapfel (241-437-10)	2014
4.	422	Jeff Krohn (223-422-15)	2003
5.	406	Todd Bankhead (258-406-15)	1999
6.	394	Matt Guice (192-394-21)	2001
7.	360	Liam Coen (232-360-14)	2007
8.	346	Mike Wegzyn (182-346-10)	2012
9.	345	Kyle Havens (219-345-7)	2010
10.	341	Tim Day (194-341-17)	2004

#### PASS COMPLETIONS

1.	303	Todd Bankhead (303-525-20)	1998
2.	266	Blake Frohnapfel (266-472-13)	2015
3.	258	Todd Bankhead (258-406-15)	1999
4.	241	Blake Frohnapfel (241-437-10)	2014
5.	232	Liam Coen (232-360-14)	2007
6.	223	Jeff Krohn (223-422-15)	2003
7.	219	Kyle Havens (219-345-7)	2010
8.	217	Liam Coen (217-334-10)	2006
9.	206	Liam Coen (206-334-15)	2008
10.	194	Tim Day (194-341-17)	2004

#### PASSING YARDS

1.	3919	Todd Bankhead (303-525-20)	1998
2.	3345	Blake Frohnapfel (241-437-10)	2014
3.	3099	Todd Bankhead (258-406-15)	1999
4.	3091	Liam Coen (232-360-14)	2007
5.	3016	Liam Coen (217-334-10)	2006
6.	2961	Jeff Krohn (223-422-15)	2003
7.	2919	Blake Frohnapfel	2015
8.	2749	Liam Coen (206-334-15)	2008
9.	2692	Kyle Havens (219-345-7)	2010
10.	2481	Tim Day (194-341-17)	2004

#### PASSING TOUCHDOWNS

1.	34	Todd Bankhead	1998
2.	30	Liam Coen	2007
3.	28	Jeff Krohn	2003
4.	26	Liam Coen	2006
5.	24	Liam Coen	2008
6.	23	Blake Frohnapfel	2014
	23	Tim Day	2004
8.	20	Kyle Havens	2010
	20	Noel Reebebenacker	1952
10.	17	Richard Lucero	2000
	17	Todd Bankhead	1999
	17	J. Pennington	1973

#### PASS ATTEMPTS HAD INTERCEPTED

1.	21	Matt Guice (192-394-21)	2001
2.	20	Todd Bankhead (303-525-20)	1998
3.	18	Dave Palazzi (150-281-18)	1987
	18	J. Pennington (129-290-18)	1973
5.	17	Tim Day (194-341-17)	2004
	17	Dave Palazzi (150-279-17)	1988
	17	J. Pennington (80-191-17)	1971
8.	16	Richard Lucero (140-235-16)	2000
9.	15	Kyle Havens (146-264-15)	2009
	15	Liam Coen (206-334-15)	2008
	15	Jeff Krohn (223-422-15)	2003
	15	Todd Bankhead (258-406-15)	1999
	15	Tim Adams (111-262-15)	1968

#### PASS COMPLETION PCT. (MINIMUM 50 ATTEMPTS)

1.	65.0	Liam Coen (217-334-10)	2006
2.	64.4	Liam Coen (232-360-14)	2007
3.	63.9	Liam Coen (175-274-7)	2005
4.	63.5	Kyle Havens (219-345-7)	2010
	63.5	Todd Bankhead (258-406-15)	1995
6.	62.3	Greg Landry (96-154-9)	1965
7.	61.7	Liam Coen (206-334-15)	2008
8.	60.9	Jerry Welchel (53-87-5)	1963
9.	59.6	Richard Lucero (140-235-16)	2000
10.	59.2	Dean Pecevich (42-71-5)	1982

#### PASS EFFICIENCY (MIN. 50 ATTEMPTS)

1.	165.4	Jerry Welchel (53-87-5)	1963
2.	160.5	Liam Coen (217-334-10)	2006
3.	156.3	Liam Coen (232-360-14)	2007
4.	145.5	Liam Coen (206-334-15)	2008
5.	145.4	Greg Landry (96-154-9)	1965
6.	144.1	Kyle Havens (219-345-7)	2010
7.	143.6	Richard Lucero (140-235-16)	2000
8.	137.5	Liam Coen (175-274-7)	2005
9.	134.2	Todd Bankhead (303-525-20)	1998
10.	134.1	Todd Bankhead (258-406-15)	1999

#### AVG. YARDS/PASS (MIN. 50 ATTEMPTS)

1.	9.7	Jerry Welchel (53-87-5)	1963
2.	9.2	Greg Landry (96-154-9)	1965
3.	9.0	Liam Coen (217-334-10)	2006
4.	8.8	Richard Lucero (140-235-16)	2000
5.	8.6	Liam Coen (232-360-14)	2007
6.	8.3	Jerry Welchel (45-90-4)	1962
7.	8.2	Liam Coen (206-334-15)	2008
8.	8.0	Gary Wilkos (80-147-10)	1989
9.	7.9	Liam Coen (175-274-7)	2005
10.	7.9	John McCormick (42-86-5)	1960

#### AVG. YARDS/COMPLETION (MIN. 50 ATTEMPTS)

1.	21.0	Thomas Whalen (32-90-8)	1955
2.	19.0	Richard Conway (20-55-7)	1958
3.	18.1	Russell Beaumont (29-72-7)	1949
4.	17.0	Thomas Whalen (24-63-9)	1954
5.	16.7	Jerry Welchel (45-90-4)	1962
6.	16.4	Anthony Catterton (36-99-5)	1996
7.	16.3	Brian McNally (41-101-9)	1975
8.	16.2	John McCormick (42-86-5)	1960
9.	16.2	J. Pennington (107-225-11)	1972
10.	16.0	Jerry Welchel (53-87-5)	1963

#### PASSING YARDS/GAME (MIN. 10 GAMES)

1.	334.5	Blake Frohnapfel (10 games)	2014
2.	261.3	Todd Bankhead (15 games)	1998
3.	244.7	Kyle Havens (11 games)	2010
4.	243.2	Blake Frohnapfel (12 games)	2015
5.	238.4	Todd Bankhead (13 games)	1999
6.	237.8	Liam Coen (13 games)	2007
7.	229.1	Liam Coen (12 games)	2008
8.	227.8	Jeff Krohn (13 games)	2003
9.	225.5	Tim Day (11 games)	2004
10.	217.5	Liam Coen (10 games)	2005

### RECEIVING

#### PASS RECEPTION YARDS

1.	1494	Jimmy Moore (92-1494)	1998
2.	1319	Tajae Sharpe (111-1319)	2015
3.	1281	Tajae Sharpe (85-1281)	2014
4.	1253	Adrian Zullo (81-1253)	1999
5.	1100	JJ Moore (80-1100)	2007
6.	1064	Victor Cruz (71-1064)	2008
7.	1007	Rasheed Rancher (49-1007)	2007
8.	1003	Jason Peebler (50-1003)	2003
9.	976	Jason Peebler (48-976)	2004
10.	922	Tim Berra (62-922)	1973

#### PASS RECEPTIONS

1.	111	Tajae Sharpe (111-1319)	2015
2.	92	Jimmy Moore (92-1494)	1998
3.	85	Tajae Sharpe (85-1281)	2014
4.	81	Adrian Zullo (81-1253)	1999
5.	80	JJ Moore (80-1100)	2007
6.	74	Kerry Taylor (74-854)	1998
7.	71	Victor Cruz (71-1064)	2008
8.	62	Tim Berra (62-922)	1973
9.	61	Tajae Sharpe (61-680)	2013
	61	Anthony Nelson (61-830)	2010

#### PASS RECEPTION TOUCHDOWNS

1.	16	Jimmy Moore	1998
2.	13	Jason Peebler	2003
3.	12	Tim Berra	1973
4.	10	Jason Peebler	2004
5.	9	Rasheed Rancher	2007
	9	Brandon London	2006
	9	Adrian Zullo	2002
	9	Adrian Zullo	1999
	9	Steve Schubert	1972
10.	8	Jeremy Horne	2008
	8	Adrian Zullo	1998



# UMASS FOOTBALL RECORD BOOK

## SINGLE-SEASON INDIVIDUAL RECORDS

### AVERAGE YARDS/CATCH (MIN. 25 RECEPTIONS)

1.	20.55	Rasheed Rancher (49-1007)	2007
2.	20.33	Jason Peebler (48-976)	2004
3.	20.06	Jason Peebler (50-1003)	2003
4.	20.02	Steve Schubert (45-901)	1972
5.	19.33	Chip Mitchell (33-638)	1988
6.	18.00	Tim Berra (30-540)	1972
7.	17.90	Jeremy Horne (50-895)	2008
8.	17.50	Mike Trifari (28-490)	1987
9.	16.92	Ron Mangarelli (25-423)	1982
10.	16.77	John Crowley (30-503)	1985

### RECEPTIONS PER GAME (MIN. 10 GAMES)

1.	9.25	Tajae Sharpe (12 games)	2015
2.	7.08	Tajae Sharpe (12 games)	2014
3.	6.23	Adrian Zullo (13 games)	1999
4.	6.15	JJ Moore (13 games)	2007
5.	6.13	Jimmy Moore (15 games)	1998
6.	5.92	Victor Cruz (12 games)	2008
7.	5.45	Julian Talley (11 games)	2011
	5.45	Brandon London (11 games)	2005
9.	5.36	Victor Cruz (11 games)	2009
10.	5.08	Tajae Sharpe (12 games)	2013

## TOTAL OFFENSE

### TOTAL OFFENSE YARDS

1.	3756	Todd Bankhead (622-3756)	1998
2.	3261	Blake Frohnapfel (478-3261)	2014
3.	3065	Todd Bankhead (474-3065)	1999
4.	2997	Liam Coen (391-2997)	2007
5.	2972	Blake Frohnapfel (535-2972)	2015
6.	2954	Liam Coen (366-2954)	2006
7.	2860	Jeff Krohn (466-2860)	2003
8.	2802	Dave Palazzi (452-2802)	1988
9.	2741	Liam Coen (361-2741)	2008
10.	2630	Kyle Havens (384-2630)	2010
	2542	Marcel Shipp (428-2542)	1998

### TOUCHDOWNS RESPONSIBLE FOR

1.	41	Todd Bankhead	1998
2.	30	Liam Coen	2007
3.	28	Jeff Krohn	2003
4.	26	Liam Coen	2008
	26	Liam Coen	2006
6.	25	Tim Day	2004
	25	Marcel Shipp	1999
8.	24	J. Pennington	1973
9.	23	Todd Bankhead	1999
	23	Blake Frohnapfel	2014

### TOTAL OFFENSE/GAME (MIN. 10 GAMES)

1.	326.1	Blake Frohnapfel (10 games)	2014
2.	250.4	Todd Bankhead (15 games)	1998
3.	247.7	Blake Frohnapfel (12 games)	2015
4.	239.1	Kyle Havens (11 games)	2010
5.	235.8	Todd Bankhead (13 games)	1999
6.	230.5	Liam Coen (13 games)	2007
7.	228.4	Liam Coen (12 games)	2008
8.	228.3	Tim Day (11 games)	2004
9.	220.0	Jeff Krohn (13 games)	2003
10.	217.9	Liam Coen (10 games)	2005

### TOTAL OFFENSE/PLAY (MIN. 50 PLAYS)

1.	8.07	Liam Coen (366-2954)	2006
2.	7.93	John McCormick (86-682)	1960
3.	7.93	Frank Alessio (161-1276)	1995
4.	7.80	Kyle Havens (345-2692)	2010
5.	7.66	Liam Coen (391-2997)	2007
6.	7.59	Liam Coen (361-2741)	2008
7.	7.49	Noel Reebenacker (249-1865)	1952
8.	7.48	Thomas Whalen (90-673)	1955
9.	7.42	Matt Jordan (76-564)	1995
10.	7.41	Richard Lucero (282-2091)	2000

### ALL-PURPOSE YARDS

1.	3032	Marcel Shipp	1998
2.	2197	Steve Baylark	2006
3.	2182	Marcel Shipp	1999
4.	2016	Jerome Bledsoe	1991
5.	1915	Tim Berra	1973
6.	1863	Garry Pearson	1982
7.	1730	Dennis Dent	1978
8.	1684	Matt Lawrence	2007
9.	1611	Rene Ingoglia	1994
10.	1581	Garry Pearson	1981

### ALL-PURPOSE YARDS/GAME (MIN. 10 GAMES)

1.	216.6	Marcel Shipp (14 games)	1998
2.	183.3	Jerome Bledsoe (11 games)	1991
3.	167.8	Marcel Shipp (13 games)	1999
4.	146.5	Steve Baylark (15 games)	2006
5.	146.5	Rene Ingoglia (11 games)	1994
6.	133.6	Marcel Shipp (10 games)	2000
7.	133.1	Dennis Dent (13 games)	1978
8.	131.7	Rene Ingoglia (11 games)	1993
9.	129.5	Matt Lawrence (13 games)	2007
10.	123.8	Jesse Julmiste (11 games)	2011

## SCORING

### TOTAL POINTS SCORED

1.	150	Marcel Shipp (25 TD)	1999
2.	132	Marcel Shipp (22 TD)	1998
3.	120	Lou Bush (20 TD)	1931
4.	114	Rene Ingoglia (19 TD)	1995
	114	Lou Bush (19 TD)	1932
6.	108	Steve Baylark (18 TD)	2006
7.	99	Chris Koepplin (51 PAT, 16 FG)	2006
8.	96	Matt Lawrence (16 TD)	2007
	96	Jimmy Moore (16 TD)	1998
	96	Paul Metallo (16 TD)	1972

### TOUCHDOWNS SCORED

1.	25	Marcel Shipp (24 rush, 1 rcv)	1999
2.	22	Marcel Shipp (18 rush, 4 rcv)	1998
3.	20	Lou Bush (17 rush, 3 rcv)	1931
4.	19	Rene Ingoglia (19 rush)	1995
	19	Lou Bush (14 rush, 5 rcv)	1932
6.	18	Steve Baylark (15 rush, 3 rcv)	2006
7.	16	Matt Lawrence (16 rush)	2007
	16	Jimmy Moore (16 rcv)	1998
	16	Paul Metallo (15 rush, 1 rcv)	1972
10.	15	RJ Cobbs (14 rush, 1 rcv)	2002
	15	Rene Ingoglia (14 rush, 1 rcv)	1993
	15	Garry Pearson (15 rush)	1980

## EXTRA POINTS

### PAT KICKS MADE

1.	51	Chris Koepplin (51-52)	2006
2.	48	Chris Koepplin (48-49)	2007
3.	45	Armando Cuko (45-46)	2008
4.	40	Michael Torres (40-44)	2003
	40	Silvio Bonvini (40-40)	1988
6.	39	Doug White (39-44)	2002
7.	36	Jason Cherry (36-43)	1998
8.	35	Mark Palau (35-41)	1972
	35	Denis Gagnon (35-38)	1969
10.	34	Jerry Welchel (34-36)	1963

### PAT KICKS ATTEMPTED

1.	52	Chris Koepplin (51-52)	2006
2.	49	Chris Koepplin (48-49)	2007
3.	46	Armando Cuko (45-46)	2008
4.	44	Michael Torres (40-44)	2003
	44	Doug White (39-44)	2002
6.	43	Jason Cherry (36-43)	1998
7.	41	Mark Palau (35-41)	1972
8.	40	Silvio Bonvini (40-40)	1988
9.	38	Denis Gagnon (35-38)	1969
	38	Sandro Vitiello (33-38)	1978

### PAT KICK PERCENTAGE (MIN. 10 ATTEMPTS)

1.	100.0	Silvio Bonvini (40-40)	1988
	100.0	Armando Cuko (31-31)	2009
	100.0	Eric Oke (26-26)	1993
	100.0	Logan Laurent (25-25)	2015
	100.0	Marco Gabrielli (25-25)	1989
	100.0	Silvio Bonvini (23-23)	1987
	100.0	Marco Gabrielli (21-21)	1990
	100.0	Jim Maguire (21-21)	1991
	100.0	Silvio Bonvini (19-19)	1985
	100.0	Mark Palau (17-17)	1971
	100.0	George Papoutsidis (15-15)	1983
	100.0	Blake Lucas (10-10)	2013

## FIELD GOALS

### FIELD GOALS MADE

1.	19	Armando Cuko (19-24)	2009
2.	16	Chris Koepplin (16-23)	2006
	16	Sandro Vitiello (16-29)	1978
4.	14	Eric Oke (14-22)	1993
5.	13	Sandro Vitiello (13-22)	1979
6.	11	Chris Koepplin (11-15)	2007
7.	10	Doug White (10-11)	2000
	10	Eric Oke (10-19)	1994
	10	Silvio Bonvini (10-13)	1986
	10	George Papoutsidis (10-16)	1983

### FIELD GOALS ATTEMPTED

1.	29	Sandro Vitiello (16-29)	1978
2.	24	Armando Cuko (19-24)	2009
3.	23	Chris Koepplin (16-23)	2006
4.	22	Eric Oke (14-22)	1993
	22	Sandro Vitiello (13-22)	1979
6.	19	Eric Oke (10-19)	1994
7.	16	Caleb Violette (9-16)	2010
	16	George Papoutsidis (10-16)	1983
	16	Denis Gagnon (5-16)	1970
10.	15	Chris Koepplin (11-15)	2007
	15	Michael Torres (9-15)	2003
	15	George Papoutsidis (8-15)	1984

### FIELD GOAL PCT. (MIN. 10 ATTEMPTS)

1.	90.9	Doug White (10-11)	2000
2.	80.0	Doug White (8-10)	2002
	80.0	David Croasdale (8-10)	1975
4.	79.2	Armando Cuko (19-24)	2009
5.	76.9	Silvio Bonvini (10-13)	1986
6.	73.3	Chris Koepplin (11-15)	2007
7.	72.7	Jason Cherry (8-11)	1999
8.	69.6	Chris Koepplin (16-23)	2006
9.	69.2	Silvio Bonvini (9-13)	1988
10.	66.7	Logan Laurent (8-12)	2015

## PUNTING

### PUNT YARDS

1.	3028	Andy Macclay (79-3028)	1996
2.	2985	Andy Macclay (69-2985)	1998
3.	2924	Andy Macclay (73-2924)	1997
4.	2812	David Sangner (68-2812)	2001
5.	2803	Colter Johnson (64-2803)	2012
6.	2750	David Sangner (68-2750)	2002
7.	2663	CJ Koegel (68-2663)	2003
8.	2660	Logan Laurent (63-2660)	2015
9.	2573	Tim Fontaine (71-2573)	1978
10.	2572	Colter Johnson (69-2572)	2013

# UMASS FOOTBALL RECORD BOOK

## SINGLE-SEASON INDIVIDUAL RECORDS

### PUNT ATTEMPTS

1.	79	Andy Maclay (79-3028)	1996
2.	73	Andy Maclay (73-2924)	1997
	73	Ray Larnard (73-2498)	1980
4.	71	Tim Fontaine (71-2573)	1978
5.	69	Colter Johnson (69-2572)	2013
	69	Andy Maclay (69-2985)	1998
7.	68	CJ Koegel (68-2663)	2003
	68	David Sanger (68-2750)	2002
	68	David Sanger (68-2812)	2001
10.	67	Andy Maclay (67-2341)	1995
	67	Justin Riemer (67-2403)	1994

### PUNTS HAD BLOCKED

1.	4	Ray Larnard (73-2498)	1980
2.	3	Brett Arnold (51-1931)	2007
	3	Marco Gabrielli (48-1711)	1989
	3	Demo Drougas (39-1381)	1982
5.	2	Caleb Violette (38-1447)	2010
	2	Andy Maclay (79-3028)	1996

### AVERAGE YARDS/PUNT (MIN. 40 ATTEMPTS)

1.	45.22	Brett Arnold (46-2080)	2008
2.	43.80	Colter Johnson (64-2803)	2012
3.	43.26	Andy Maclay (69-2985)	1998
4.	43.02	CJ Koegel (49-2108)	2005
5.	42.22	Logan Laurent (63-2660)	2015
6.	41.35	David Sanger (68-2812)	2001
7.	41.29	CJ Koegel (59-2436)	2004
8.	40.91	CJ Koegel (53-2168)	2006
9.	40.55	David Sanger (62-2514)	1999
10.	40.44	David Sanger (68-2750)	2002

## PUNT RETURNS

### PUNT RETURN YARDS

1.	355	Don Caparotti (26-355)	1991
2.	338	Breon Parker (42-338)	1994
3.	314	Jerome Bledsoe (19-314)	1988
4.	304	Tony Williams (17-304)	1993
5.	301	Don Caparotti (30-301)	1992
6.	292	Eric Thimas (32-292)	1990
7.	262	Stephen Parnell (23-262)	1968
8.	261	DeShon Hardy (34-261)	1999
9.	259	Ron Harris (24-259)	1975
10.	258	Kevin Sullivan (27-258)	1978

### PUNT RETURNS

1.	42	Breon Parker (42-338)	1994
2.	34	DeShon Hardy (34-261)	1999
	34	Eric Thimas (34-177)	1993
4.	32	Eric Thimas (32-292)	1990
	32	Scott Alia (32-192)	1987
6.	30	JJ Moore (30-244)	2006
	30	Don Caparotti (30-301)	1992
8.	29	Tim Berra (29-188)	1973
9.	28	JJ Moore (28-234)	2007
10.	27	Kevin Sullivan (27-258)	1978

### AVERAGE YARDS/PUNT RETURN (MIN. 15 ATT.)

1.	17.88	Tony Williams (17-304)	1993
2.	16.80	Steve Schubert (15-252)	1972
3.	16.53	Jerome Bledsoe (19-314)	1988
4.	14.27	Stephen Parnell (15-214)	1969
5.	13.65	Don Caparotti (26-355)	1991
6.	11.39	Stephen Parnell (23-262)	1968
7.	11.27	DeShon Hardy (15-169)	2000
8.	11.00	Steve Schubert (15-165)	1971
9.	10.79	Ron Harris (24-259)	1975
10.	10.25	Kevin Sullivan (20-205)	1979

## KICK RETURNS

### KICK RETURN YARDS

1.	932	Jordan Broadnax (44-932)	2012
2.	805	Tim Berra (32-805)	1973
3.	789	Jesse Julmiste (32-789)	2011
4.	785	James Allen (34-785)	2015
5.	681	Adrian Zullo (31-681)	1998
6.	669	Trey Dudley-Giles (30-669)	2013
7.	603	Stephen Parnell (26-603)	1968
8.	563	Khary Bailey-Smith (23-563)	2014
9.	495	Courtney Robinson (19-495)	2007
10.	489	Courtney Robinson (21-489)	2006

### KICK RETURNS

1.	44	Jordan Broadnax (44-932)	2012
2.	34	James Allen (34-785)	2015
3.	32	Jesse Julmiste (32-789)	2011
	32	Tim Berra (32-805)	1973
5.	31	Adrian Zullo (31-681)	1998
6.	30	Trey Dudley-Giles (30-669)	2013
7.	26	Stephen Parnell (26-603)	1968
8.	23	Khary Bailey-Smith (23-563)	2014
9.	22	Jeremy Horne (22-425)	2009
	22	Jeremy Horne (22-302)	2008
	22	Tony Williams (22-470)	1994

### KICK RETURN TOUCHDOWNS

1.	2	Jesse Julmiste	2011
	2	Dennis Dent	1978
	2	Phil DeRose	1964
4.	1	James Allen	2015
	1	Khary Bailey-Smith	2014
	1	Khary Bailey-Smith	2013
	1	Ryan Carter	2010
	1	Courtney Robinson	2007
	1	Richard Jenkins	1982
	1	Ron Mangarelli	1981
	1	Garry Pearson	1979
	1	Tim Berra	1973
	1	Stephen Parnell	1968

### AVERAGE YARDS/KICK RETURN (MIN. 15 ATT.)

1.	28.31	Dennis Dent (16-453)	1978
2.	26.05	Courtney Robinson (19-495)	2007
3.	25.16	Tim Berra (32-805)	1973
4.	24.95	Darryl Thomas (19-474)	1997
5.	24.66	Jesse Julmiste (32-789)	2011
6.	24.48	Khary Bailey-Smith (23-563)	2014
7.	24.40	Kevin Quinlan (15-366)	1998
8.	23.68	Garry Pearson (19-450)	1981
9.	23.29	Courtney Robinson (21-489)	2006
10.	23.19	Stephen Parnell (26-603)	1968

## INTERCEPTION RETURNS

### INTERCEPTION RETURN YARDS

1.	172	Darren Thellen (5-172)	2011
2.	140	Kevin Sullivan (8-140)	1978
3.	133	Breon Parker (7-133)	1993
4.	129	Brandon Smith (3-129)	2005
5.	123	Tony Williams (6-123)	1994
6.	116	Kirk Nelms (3-116)	2011
7.	110	Shannon James (8-110)	2004
8.	102	David Croasdale (5-102)	1977
9.	100	Tehran Hunter (1-100)	1997
	100	Steve LeMay (1-100)	1977

### INTERCEPTIONS

1.	8	Shannon James (8-110)	2004
	8	John Beerworth (8-78)	1978
	8	Kevin Sullivan (8-140)	1978
	8	Steven Rogers (8-93)	1968
	8	Don Junkins (8)	1952
6.	7	Jerard White (7-62)	1999
	7	Breon Parker (7-133)	1993
	7	Don Caparotti (7-15)	1992
	7	Steven Rogers (7-80)	1969
10.	6	Steve Costello (6-24)	2003
	6	Jeremy Robinson (6-69)	1999
	6	Tony Williams (6-123)	1994
	6	Vaughn Williams (6-80)	1988
	6	Grady Fuller (6-0)	1982
	6	Dwayne Lopes (6-6)	1981
	6	Bob Manning (6-61)	1979

## DEFENSE

### TOTAL TACKLES

1.	177	John McKeown (49-128)	1988
2.	165	Kole Ayi (116-49)	1998
3.	160	Khari Samuel (113-47)	1998
4.	150	George Karelak (41-109)	1989
	150	Justin Riemer (95-55)	1995
6.	147	Kole Ayi (109-38)	1999
7.	144	Justin Riemer (102-42)	1996
8.	143	Jovan Santos-Knox (53-90)	2014
9.	142	Joe McLaughlin (76-66)	1978
10.	140	George Karelak (43-97)	1988

### SOLO TACKLES

1.	116	Kole Ayi (116-49)	1998
2.	113	Khari Samuel (113-47)	1998
3.	109	Kole Ayi (109-38)	1999
4.	102	Justin Riemer (102-42)	1996
5.	97	Jeremy Cain (97-36)	2002
6.	95	Justin Riemer (95-55)	1995
7.	94	Brian Smith (94-39)	1998
8.	90	Mark Kimener (90-43)	2003
9.	86	Glenn Holden (86-32)	1984
10.	85	Anton McKenzie (85-32)	2002

### ASSISTED TACKLES

1.	128	John McKeown (49-128)	1988
2.	109	George Karelak (41-109)	1989
3.	97	George Karelak (43-97)	1988
4.	94	Charles Walker (37-94)	2006
5.	90	Jovan Santos-Knox (53-90)	2014
6.	89	Stanley Andre (39-89)	2014
7.	87	Jovan Santos-Knox (44-87)	2015
8.	84	Vito Perrone (43-84)	1987
9.	80	John McKeown (37-80)	1987
10.	75	Jason Hatchell (59-75)	2006

### TACKLES FOR LOSS

1.	24.0	Valdamar Brower (24-0/97)	2001
2.	18.0	Jeremy Cain (18-0/72)	2002
	18.0	Chris Price (18-0/53)	1999
	18.0	Khari Samuel (18-0/39)	1998
5.	17.0	Ian Dyche (17-0/50)	2001
	17.0	Dan Schneider (17-0/62)	1999
	17.0	Khari Samuel (17-0/59)	1997
	17.0	Brian Corcoran (17-0/38)	1994
9.	16.0	Michael Hanson (12-8/83)	2007
	16.0	Mark Kimener (16-0/54)	2002

# UMASS FOOTBALL RECORD BOOK

## SINGLE-SEASON INDIVIDUAL RECORDS

### YARDS FROM TACKLES FOR LOSS

1.	97	Valdamar Brower (24-0/97)	2001
2.	89	Kole Ayi (13-0/89)	1999
3.	83	Michael Hanson (12-8/83)	2007
4.	76	Mike Ziccardi (15-0/76)	2002
5.	72	Jeremy Cain (18-0/72)	2002
6.	70	Keron Williams (15-1/70)	2004
7.	69	David Burris (11-10/69)	2006
	69	Matt Dawson (10-0/69)	1999
9.	67	Jeremy Cain (14-0/67)	2003
10.	66	Kole Ayi (14-0/66)	2000

### QUARTERBACK SACKS

1.	15.0	Mario Perry (15-0/121)	1992
2.	13.0	Brian Corcoran (13-0/62)	1994
3.	12.5	Mike Dwyer (12-1/0)	1985
4.	12.0	Brian Corcoran (12-0/82)	1993
	12.0	Todd Rundle (12-0/94)	1987
6.	10.0	Mike Ziccardi (10-0/64)	2002
	10.0	Todd Rundle (10-0/0)	1986
8.	9.5	David Burris (9-1/55)	2007
	9.5	Valdamar Brower (9-1/70)	2001
	9.5	Todd Rundle (9-1/0)	1985

### YARDS FROM SACKS

1.	121	Mario Perry (15-0/121)	1992
2.	94	Todd Rundle (12-0/94)	1987
3.	82	Brian Corcoran (12-0/82)	1993
4.	70	Valdamar Brower (9-1/70)	2001
5.	68	Matthew Tulley (9-0/68)	1989
6.	67	Michael Hanson (6-2/67)	2007
7.	64	Mike Ziccardi (10-0/64)	2002
8.	62	Brian Corcoran (13-0/62)	1994
9.	61	Kole Ayi (2-3/61)	1999
	61	Justin Riemer (8-0/61)	1995

### FUMBLES FORCED

1.	9	Khari Samuel	1998
2.	7	Bob Shelmire	1986
3.	6	Todd Rundle	1985
4.	5	Kole Ayi	1998
	5	Khari Samuel	1995
	5	Mario Perry	1992
	5	Mike Dwyer	1985
8.	4	James Ihedigbo	2006
	4	Mark Kimener	2003
	4	Anton McKenzie	2002
	4	Compton Webster	2000
	4	Justin Riemer	1995
	4	John McKeown	1987

### FUMBLES RECOVERED

1.	5	Kole Ayi	1998
	5	Brian Corcoran	1992
	5	Bob Manning	1980
4.	4	Breon Parker	1995
	4	John Creamer	1992
	4	Mario Perry	1989
	4	Bob Shelmire	1986
	4	Mike Dwyer	1985
	4	John McKeown	1985
	4	Paul Platek	1984
	4	Frank DiTomaso	1980

### PASS BREAKUPS

1.	16	Garrick Amos	1987
2.	15	Brian Smith	1998
	15	Jerard White	1998
4.	14	Trey Dudley-Giles	2015
	14	Randall Jette	2014
	14	Don Caparotti	1991
6.	13	Jerard White	1999
	13	Kory Blackwell	1996
	13	Breon Parker	1993
9.	12	Chris Wood	1983
10.	11	Randall Jette	2013
	11	Courtney Robinson	2008
	11	Tony Williams	1993
	11	Vaughn Williams	1991



# UMASS FOOTBALL RECORD BOOK

## SINGLE-SEASON TEAM RECORDS

### RUSHING

#### RUSHING ATTEMPTS

1. 662 (662-3024)	1998
2. 582 (582-2443)	1999
3. 555 (555-2675)	2006
4. 515 (515-1934)	2003
5. 480 (480-1992)	2007
480 (480-1874)	2000
7. 477 (477-1993)	2002
8. 466 (466-1852)	2010
9. 452 (452-1796)	1997
10. 448 (448-1502)	2013

#### RUSHING YARDS

1. 3024 (662-3024)	1998
2. 2675 (555-2675)	2006
3. 2443 (582-2443)	1999
4. 1993 (477-1993)	2002
5. 1992 (480-1992)	2007
6. 1934 (515-1934)	2003
7. 1874 (480-1874)	2000
8. 1852 (466-1852)	2010
9. 1796 (452-1796)	1997
10. 1714 (390-1714)	2008

#### RUSHING TOUCHDOWNS

1. 35	1999
2. 32	1998
3. 24	2006
4. 22	2002
22	2000
6. 21	2009
7. 20	2008
8. 19	2011
19	2007
10. 17	2005

#### AVERAGE YARDS PER RUSH

1. 4.82 (555-2675)	2006
2. 4.57 (662-3024)	1998
3. 4.39 (390-1714)	2008
4. 4.35 (392-1707)	2015
5. 4.20 (582-2443)	1999
6. 4.18 (477-1993)	2002
7. 4.15 (480-1992)	2007
8. 4.00 (466-1852)	2010
9. 3.97 (452-1796)	1997
10. 3.97 (385-1527)	2004

#### RUSHING YARDS PER GAME

1. 201.6 (15 games)	1998
2. 187.9 (13 games)	1999
3. 178.3 (15 games)	2006
4. 170.4 (11 games)	2000
5. 168.4 (11 games)	2010
6. 166.1 (12 games)	2002
7. 163.3 (11 games)	1997
8. 153.2 (13 games)	2007
9. 148.8 (13 games)	2003
10. 148.5 (11 games)	2009

### PASSING

#### PASS ATTEMPTS

1. 533 (306-533-20)	1998
2. 495 (281-495-13)	2015
3. 492 (269-492-13)	2014
4. 445 (238-445-19)	2012
5. 433 (228-433-15)	2003
6. 431 (271-431-16)	1999
7. 404 (197-404-22)	2001
8. 388 (246-388-15)	2007
9. 382 (221-382-13)	2011
10. 360 (189-360-17)	2002

#### PASS COMPLETIONS

1. 306 (306-533-20)	1998
2. 281 (281-495-13)	2015
3. 271 (271-431-16)	1999
4. 269 (269-492-13)	2014
5. 246 (246-388-15)	2007
6. 238 (238-445-19)	2012
7. 228 (228-433-15)	2003
8. 222 (222-343-11)	2006
9. 221 (221-382-13)	2011
10. 219 (219-345-7)	2010

#### PASSING YARDS

1. 4050 (306-533-20)	1998
2. 3741 (269-492-13)	2014
3. 3230 (271-431-16)	1999
4. 3228 (246-388-15)	2007
5. 3090 (281-495-13)	2015
6. 3082 (222-343-11)	2006
7. 3011 (228-433-15)	2003
8. 2911 (218-359-17)	2008
9. 2707 (214-350-14)	2005
10. 2692 (219-345-7)	2010

#### PASSING TOUCHDOWNS

1. 37	1998
2. 30	2007
3. 28	2003
4. 27	2014
5. 26	2006
6. 24	2008
7. 23	2004
8. 20	2010
9. 19	2002
19	2000

#### PASSES INTERCEPTED

1. 22 (196-357-22)	2009
22 (197-404-22)	2001
3. 21 (121-279-21)	1997
4. 20 (306-533-20)	1998
20 (188-323-20)	2000
6. 19 (238-445-19)	2012
7. 18 (177-339-18)	2013
8. 17 (189-360-17)	2002
17 (197-344-17)	2004
17 (218-359-17)	2008

#### PASS COMPLETION PERCENTAGE

1. 64.7 (222-343-11)	2006
2. 63.5 (219-345-7)	2010
3. 63.4 (246-388-15)	2007
4. 62.9 (271-431-16)	1999
5. 61.1 (214-350-14)	2005
6. 60.7 (218-359-17)	2008
7. 58.2 (188-323-20)	2000
8. 57.9 (221-382-13)	2011
9. 57.4 (306-533-20)	1998
10. 57.3 (197-344-17)	2004

#### PASSING EFFICIENCY

1. 158.8 (222-343-11)	2006
2. 151.1 (246-388-15)	2007
3. 144.1 (219-345-7)	2010
4. 141.4 (218-359-17)	2008
5. 136.6 (306-533-20)	1998
6. 132.2 (271-431-16)	1999
7. 131.7 (188-323-20)	2000
8. 131.4 (269-492-13)	2014
9. 130.6 (197-344-17)	2004
10. 129.4 (214-350-14)	2005

#### AVERAGE YARDS PER PASS ATTEMPT

1. 9.0 (222-343-11)	2006
2. 8.3 (246-388-15)	2007
3. 8.1 (218-359-17)	2008
4. 7.9 (188-323-20)	2000
5. 7.8 (219-345-7)	2010
6. 7.7 (214-350-14)	2005
7. 7.6 (269-492-13)	2014
7.6 (306-533-20)	1998
9. 7.5 (271-431-16)	1999
10. 7.3 (197-344-17)	2004

#### AVERAGE YARDS PER COMPLETION

1. 13.9 (269-492-13)	2014
13.9 (222-343-11)	2006
3. 13.6 (188-323-20)	2000
4. 13.4 (218-359-17)	2008
5. 13.2 (306-533-20)	1998
13.2 (228-433-15)	2003
7. 13.1 (246-388-15)	2007
8. 12.9 (189-360-17)	2002
12.9 (196-357-22)	2009
10. 12.7 (197-344-17)	2004

#### PASSING YARDS PER GAME

1. 311.8 (12 games)	2014
2. 270.0 (15 games)	1998
3. 257.5 (12 games)	2015
4. 248.5 (13 games)	1999
5. 248.3 (13 games)	2007
6. 246.1 (11 games)	2005
7. 244.7 (11 games)	2010
8. 242.6 (12 games)	2008
9. 232.7 (11 games)	2011
10. 232.4 (11 games)	2000

### RECEIVING

#### RECEPTIONS

1. 306 (306-4050)	1998
2. 281 (281-3090)	2015
3. 271 (271-3230)	1999
4. 269 (269-3741)	2014
5. 246 (246-3228)	2007
6. 238 (238-2244)	2012
7. 228 (228-3011)	2003
8. 222 (222-3082)	2006
9. 221 (221-2560)	2011
10. 219 (219-2692)	2010

#### RECEPTION YARDS

1. 4050 (306-4050)	1998
2. 3741 (269-3741)	2014
3. 3230 (271-3230)	1999
4. 3228 (246-3228)	2007
5. 3090 (281-3090)	2015
6. 3082 (222-3082)	2006
7. 3011 (228-3011)	2003
8. 2911 (218-2911)	2008
9. 2707 (214-2707)	2005
10. 2692 (219-2692)	2010

#### TOUCHDOWN RECEPTIONS

1. 37	1998
2. 30	2007
3. 28	2003
4. 27	2014
5. 26	2006
6. 24	2008
7. 23	2004
8. 20	2010
9. 19	2002
19	2000

#### AVERAGE YARDS PER RECEPTION

1. 13.91 (269-3741)	2014
2. 13.88 (222-3082)	2006
3. 13.60 (188-2556)	2000
4. 13.35 (218-2911)	2008
5. 13.24 (306-4050)	1998
6. 13.21 (228-3011)	2003
7. 13.12 (246-3228)	2007
8. 12.95 (189-2447)	2002
9. 12.86 (196-2521)	2009
10. 12.71 (197-2503)	2004

#### RECEPTIONS PER GAME

1. 23.42 (12 games)	2014
2. 22.42 (12 games)	2014
3. 20.85 (13 games)	1999
4. 20.40 (15 games)	1998
5. 20.09 (11 games)	2011
6. 19.83 (12 games)	2012
7. 19.45 (11 games)	2005
8. 18.92 (13 games)	2007
9. 18.17 (12 games)	2008
10. 17.91 (11 games)	2004
17.91 (11 games)	2001

### TOTAL OFFENSE

#### TOTAL OFFENSE YARDS

1. 7074 (1195-7074)	1998
2. 5757 (898-5757)	2006
3. 5673 (1013-5673)	1999
4. 5220 (868-5220)	2007
5. 5053 (880-5053)	2014
6. 4945 (948-4945)	2003
7. 4797 (887-4797)	2015
7. 4625 (749-4625)	2008
8. 4544 (811-4544)	2010
9. 4440 (837-4440)	2002
10. 4430 (803-4430)	2000

#### TOUCHDOWNS RESPONSIBLE FOR

1. 110	1998
2. 82	2007
3. 78	2006
4. 77	2003
5. 73	1999
6. 71	2008
7. 63	2002
8. 61	2004
9. 60	2000
10. 46	2005

#### TOTAL OFFENSE PER GAME

1. 471.6 (15 games)	1998
2. 436.4 (13 games)	1999
3. 421.1 (12 games)	2014
4. 413.1 (11 games)	2010
5. 402.7 (11 games)	2000
6. 401.5 (13 games)	2007
7. 399.8 (12 games)	2015
7. 385.4 (12 games)	2008
8. 383.8 (15 games)	2006
9. 380.4 (13 games)	2003
10. 379.3 (11 games)	2005

#### TOTAL OFFENSE PER PLAY

1. 6.41 (898-5757)	2006
2. 6.17 (749-4625)	2008
3. 6.01 (868-5220)	2007
4. 5.92 (1195-7074)	1998
5. 5.74 (880-5053)	2014
6. 5.60 (811-4544)	2010
5.60 (1013-5673)	1999
8. 5.53 (729-4030)	2004
9. 5.52 (803-4430)	2000
10. 5.41 (887-4797)	2015

# UMASS FOOTBALL RECORD BOOK

## SINGLE-SEASON TEAM RECORDS

### ALL-PURPOSE YARDS

1.	8810	1998
2.	7269	1999
3.	6973	2006
4.	6470	2007
5.	6392	2014
6.	6201	2015
7.	6089	2003
8.	5673	2008
9.	5665	2002
10.	5491	2011

### ALL-PURPOSE YARDS PER GAME

1.	587.3 (15 games)	1998
2.	559.2 (13 games)	1999
3.	532.7 (12 games)	2014
4.	516.8 (12 games)	2015
3.	499.2 (11 games)	2011
4.	497.7 (13 games)	2007
5.	493.9 (11 games)	2000
6.	487.4 (11 games)	2004
7.	472.8 (12 games)	2008
8.	472.3 (11 games)	2005
9.	472.1 (12 games)	2002
10.	468.4 (13 games)	2003

## SCORING

### TOTAL POINTS SCORED

1.	524 (73 TD, 59 PAT, 9 FG)	1998
2.	415 (55 TD, 51 PAT, 10 FG)	1999
3.	413 (52 TD, 51 PAT, 16 FG)	2006
4.	403 (52 TD, 49 PAT, 11 FG)	2007
5.	368 (49 TD, 44 PAT, 9 FG)	2003
6.	345 (47 TD, 45 PAT, 6 FG)	2008
7.	328 (45 TD, 38 PAT, 6 FG)	2014
8.	327 (44 TD, 39 PAT, 8 FG)	2002
9.	312 (41 TD, 31 PAT, 11 FG)	2000
10.	295 (33 TD, 33 PAT, 20 FG)	2009

### Touchdowns Scored

1.	73 (32 rush, 37 rcv, 4 ret)	1998
2.	55 (35 rush, 18 rcv, 2 ret)	1999
3.	52 (19 rush, 30 rcv, 3 ret)	2007
	52 (24 rush, 26 rcv, 2 ret)	2006
5.	49 (16 rush, 28 rcv, 5 ret)	2003
6.	47 (20 rush, 24 rcv, 3 ret)	2008
7.	45 (16 rush, 27 rcv, 2 ret)	2014
8.	44 (22 rush, 19 rcv, 3 ret)	2002
9.	41 (22 rush, 19 rcv, 0 ret)	2000
10.	39 (16 rush, 20 rec, 3 ret)	2010

## EXTRA POINTS

### PAT KICKS MADE

1.	59 (59-71)	1998
2.	51 (51-52)	2006
	51 (51-54)	1999
4.	48 (48-49)	2007
5.	45 (45-46)	2008
6.	43 (43-47)	2003
7.	39 (39-44)	2002
8.	38 (38-44)	2014
9.	33 (33-33)	2009
	33 (33-35)	2004

### PAT KICKS ATTEMPTED

1.	71 (59-71)	1998
2.	54 (51-54)	1999
3.	52 (51-52)	2006
4.	49 (48-49)	2007
5.	47 (43-47)	2003
6.	46 (45-46)	2008
7.	44 (38-44)	2014
	44 (39-44)	2002
9.	36 (31-36)	2000
10.	35 (33-35)	2004

### PAT KICK PERCENTAGE

1.	100.0 (14-14)	2013
	100.0 (33-33)	2009
3.	98.1 (51-52)	2006
4.	98.0 (48-49)	2007
5.	97.8 (45-46)	2008
6.	94.4 (51-54)	1999
7.	94.3 (33-35)	2004
8.	94.1 (32-34)	2015
9.	91.5 (43-47)	2003
10.	88.6 (39-44)	2002

## FIELD GOALS

### FIELD GOALS MADE

1.	20 (20-26)	2009
2.	16 (16-23)	2006
3.	12 (12-19)	2013
4.	11 (11-15)	2007
	11 (11-13)	2000
6.	10 (10-13)	2012
	10 (10-14)	2015
	10 (10-14)	1999
9.	9 (9-16)	2010
	9 (9-15)	2003
	9 (9-18)	1998

### FIELD GOALS ATTEMPTED

1.	26 (20-26)	2009
2.	23 (16-23)	2006
3.	19 (12-19)	2013
4.	18 (9-18)	1998
5.	16 (9-16)	2010
6.	15 (11-15)	2007
	15 (9-15)	2003
8.	14 (10-14)	2015
	14 (10-14)	1999
	14 (8-14)	2011

### FIELD GOAL PERCENTAGE

1.	84.6 (11-13)	2000
2.	80.0 (8-10)	2002
3.	76.9 (10-13)	2012
	76.9 (20-26)	2009
5.	75.0 (6-8)	2008
6.	73.3 (11-15)	2007
7.	71.4 (10-14)	2015
	71.4 (10-14)	1999
9.	69.6 (16-23)	2006
10.	63.6 (7-11)	2001

## PUNTING

### PUNT YARDS

1.	3181 (75-3181)	2012
2.	2985 (71-2985)	1998
3.	2924 (74-2924)	1997
4.	2812 (68-2812)	2001
5.	2762 (66-2762)	2015
6.	2750 (70-2750)	2002
7.	2663 (68-2663)	2003
8.	2572 (69-2572)	2013
9.	2514 (63-2514)	1999
10.	2436 (60-2436)	2004

### PUNT ATTEMPTS

1.	75 (75-3181)	2012
2.	74 (74-2924)	1997
3.	71 (71-2985)	1998
4.	70 (70-2750)	2002
5.	69 (69-2572)	2013
6.	68 (68-2663)	2003
	68 (68-2812)	2001
8.	66 (66-2762)	2015
9.	63 (63-2514)	1999
10.	60 (60-2136)	2007
	60 (60-2436)	2004

### Punts Had Blocked

1.	4 (44-1515)	2010
	4 (60-2136)	2007
3.	2 (75-3181)	2012
	2 (52-1863)	2011
	2 (70-2750)	2002
	2 (71-2985)	1998
7.	1 (58-2150)	2014
	1 (41-1570)	2009
	1 (47-2080)	2008
	1 (60-2436)	2004
	1 (63-2514)	1999
	1 (74-2924)	1997

### AVERAGE YARDS PER PUNT

1.	44.26 (47-2080)	2008
2.	43.02 (49-2108)	2005
3.	42.41 (75-3181)	2012
4.	42.04 (71-2985)	1998
5.	41.85 (66-2762)	2015
6.	41.35 (68-2812)	2001
7.	40.91 (53-2168)	2006
8.	40.60 (60-2436)	2004
9.	39.95 (44-1758)	2000
10.	39.90 (63-2514)	1999

## PUNT RETURNS

### PUNT RETURN YARDS

1.	383 (47-383)	1999
2.	335 (32-335)	2000
3.	284 (33-284)	2006
4.	273 (34-273)	2003
5.	254 (29-254)	2007
6.	236 (16-236)	2010
7.	216 (31-216)	2002
8.	211 (31-211)	2004
9.	174 (28-174)	2001
10.	154 (20-154)	2012

### PUNT RETURNS

1.	47 (47-383)	1999
2.	35 (35-140)	1998
3.	34 (34-273)	2003
4.	33 (33-284)	2006
5.	32 (32-335)	2000
6.	31 (31-211)	2004
	31 (31-216)	2002
8.	29 (29-254)	2007
9.	28 (28-174)	2001
10.	27 (27-128)	2005

### PUNT RETURN TOUCHDOWNS

1.	2	1998
2.	1	2009
	1	2007
	1	2005
	1	2004
	1	2003

### AVERAGE YARDS PER PUNT RETURN

1.	14.80 (16-236)	2010
2.	12.20 (12-147)	2013
3.	10.47 (32-335)	2000
4.	8.76 (29-254)	2007
5.	8.61 (33-284)	2006
6.	8.15 (47-383)	1999
7.	8.14 (14-114)	2015
8.	8.03 (34-273)	2003
9.	7.75 (16-124)	2011
10.	7.60 (20-154)	2012

## KICK RETURNS

### KICK RETURN YARDS

1.	1376 (71-1376)	1998
2.	1133 (56-1133)	2012
3.	1227 (60-1227)	2013
4.	1196 (58-1196)	2015
5.	1122 (50-1122)	2014
6.	1061 (54-1061)	2011
7.	926 (48-926)	1997
8.	903 (45-903)	2004
9.	885 (45-885)	1999
10.	834 (45-834)	2010

### Kick Returns

1.	71 (71-1376)	1998
2.	60 (60-1227)	2013
3.	58 (58-1196)	2015
4.	56 (56-1133)	2012
5.	54 (54-1061)	2011
6.	51 (51-826)	2008
7.	50 (50-1122)	2014
8.	49 (49-816)	2001
9.	48 (48-926)	1997
10.	45 (45-903)	2004
	45 (45-799)	2003
	45 (45-885)	1999

### Kick Return Touchdowns

1.	2	2011
2.	1	2014
	1	2013
	1	2010
	1	2007

### Average Yards/Kick Return

1.	22.44 (50-1122)	2014
2.	21.39 (36-770)	2006
3.	20.5 (60-1227)	2013
4.	20.40 (40-816)	2007
5.	20.23 (56-1133)	2012
6.	20.07 (45-903)	2004
7.	19.67 (45-885)	1999
8.	19.65 (54-1061)	2011
9.	19.38 (71-1376)	1998
10.	19.29 (48-926)	1997

## INT. RETURNS

### INTERCEPTION RETURN YARDS

1.	377 (18-377)	2005
2.	345 (13-345)	2011
3.	328 (27-328)	1999
4.	319 (20-319)	2002
5.	223 (13-223)	2012
6.	220 (17-220)	1998
7.	217 (17-217)	2004
8.	184 (12-184)	2014
9.	180 (13-180)	2007
10.	164 (6-164)	1997

### INTERCEPTIONS

1.	27 (27-328)	1999
2.	22 (22-72)	2003
3.	20 (20-319)	2002
4.	18 (18-377)	2005
5.	17 (17-217)	2004
7.	17 (17-220)	1998
7.	13 (13-94)	2015
	13 (13-223)	2012
	13 (13-345)	2011
	13 (13-50)	2009
	13 (13-180)	2007

# UMASS FOOTBALL RECORD BOOK

## SINGLE-SEASON TEAM RECORDS

### INTERCEPTION RET. TOUCHDOWNS

1.	3	2011
3		2005
3		2002
4.	2	2010
2		2008
2		2001
2		1999
8.	1	2014
1		2012
1		2007
1		2004
1		1998

## DEFENSE

### TOTAL TACKLES

1.	1281 (860-421)	1998
2.	1250 (913-337)	2003
3.	1210 (843-367)	2002
4.	1116 (466-650)	2006
5.	1072 (412-660)	2014
6.	1054 (454-600)	2015
7.	1034 (478-556)	2007
8.	1019 (528-491)	1997
9.	975 (662-313)	1999
10.	944 (697-247)	2001

### SOLO TACKLES

1.	913 (913-337)	2003
2.	860 (860-421)	1998
3.	843 (843-367)	2002
4.	697 (697-247)	2001
5.	662 (662-313)	1999
6.	607 (607-202)	2004
7.	528 (528-491)	1997
8.	514 (514-342)	2011
9.	487 (487-348)	2000
10.	478 (478-556)	2007

### ASSISTED TACKLES

1.	660 (412-660)	2014
2.	650 (466-650)	2006
3.	600 (454-600)	2015
4.	556 (478-556)	2007
5.	542 (909-542)	2013
6.	538 (393-538)	2008
7.	491 (528-491)	1997
8.	479 (455-479)	2012
9.	444 (362-444)	2009
10.	442 (368-442)	2005

### TACKLES FOR LOSS

1.	146.0 (146-0/512)	2002
2.	133.0 (132-2/459)	2003
3.	123.0 (123-0/584)	1999
4.	111.0 (111-0/380)	2001
	111.0 (111-0/439)	2000
6.	92.0 (67-50/412)	2007
7.	82.0 (60-44/373)	2006
	82.0 (82-0/311)	1998
9.	69.0 (50-38/279)	2005
10.	67.0 (50-34/220)	2015
	67.0 (44-46/233)	2009

### YARDS FROM TACKLES FOR LOSS

1.	584 (123-0/584)	1999
2.	512 (146-0/512)	2002
3.	459 (132-2/459)	2003
4.	439 (111-0/439)	2000
5.	412 (67-50/412)	2007
6.	380 (111-0/380)	2001
7.	373 (60-44/373)	2006
8.	311 (82-0/311)	1998
9.	279 (50-38/279)	2005
10.	267 (62-10/267)	2004

### QUARTERBACK SACKS

1.	45.0 (45-0/283)	2002
2.	44.0 (33-22/297)	2007
3.	38.5 (32-13/239)	2006
	38.5 (37-3/279)	2003
5.	38.0 (31-14/267)	2000
	38.0 (32-12/256)	1998
7.	37.0 (27-20/382)	1999
8.	31.0 (29-4/220)	2001
9.	28.0 (25-6/171)	2004
10.	27.0 (22-10/165)	2005

### YARDS FROM SACKS

1.	382 (27-20/382)	1999
2.	297 (33-22/297)	2007
3.	283 (45-0/283)	2002
4.	279 (37-3/279)	2003
5.	267 (31-14/267)	2000
6.	256 (32-12/256)	1998
7.	239 (32-13/239)	2006
8.	220 (29-4/220)	2001
9.	171 (25-6/171)	2004
10.	165 (22-10/165)	2005

### FUMBLES FORCED

1.	26	2002
2.	24	2003
3.	20	2006
	20	1998
5.	18	2000
6.	14	2007
7.	13	2001
8.	12	2012
9.	10	2013
	10	1999

### FUMBLES RECOVERED

1.	22	1998
2.	18	2003
3.	17	2002
4.	13	2007
	13	2006
	13	2001
7.	11	2013
	11	1999
9.	10	2008
	10	2005
	10	1997

### PASS BREAKUPS

1.	92	1998
2.	68	2002
3.	57	2007
4.	50	1999
5.	46	2014
	46	2003
7.	44	2015
	44	2006
9.	43	2011
10.	41	2009

# UMASS FOOTBALL RECORD BOOK

## INDIVIDUAL CAREER RECORDS

### RUSHING

#### RUSHING YARDS

1.	6250	Marcel Shipp (1215-6250)	1997-00
2.	5332	Steve Baylark (1104-5332)	2003-06
3.	4623	Rene Ingoglia (905-4623)	1992-95
4.	3859	Garry Pearson (808-3859)	1979-82
5.	2887	Frank Alessio (512-2887)	1993-96
6.	2787	Tony Nelson (532-2787)	2005-09
7.	2627	Jonathan Hernandez (607-2627)	2008-11
8.	2228	Kevin Smellie (555-2228)	1985-88
9.	2216	Jerome Bledsoe (370-2216)	1988-91
10.	2053	John Johnson (401-2053)	1990-93

#### RUSHING ATTEMPTS

1.	1215	Marcel Shipp (1215-6250)	1997-00
2.	1104	Steve Baylark (1104-5332)	2003-06
3.	905	Rene Ingoglia (905-4623)	1992-95
4.	808	Garry Pearson (808-3859)	1979-82
5.	607	Jonathan Hernandez (607-2627)	2008-11
6.	555	Kevin Smellie (555-2228)	1985-88
7.	532	Tony Nelson (532-2787)	2005-09
8.	512	Frank Alessio (512-2887)	1993-96
9.	485	Greg Landry (485-1632)	1965-67
10.	420	George Barnwell (420-1943)	1982-85

#### RUSHING TOUCHDOWNS

1.	58	Marcel Shipp	1997-00
2.	54	Rene Ingoglia	1992-95
3.	42	Steve Baylark	2003-06
4.	35	Garry Pearson	1979-82
5.	34	Lou Bush	1931-33
6.	29	Jonathan Hernandez	2008-11
7.	25	Tony Nelson	2005-09
8.	22	Greg Landry	1965-67
9.	21	Kevin Smellie	1985-88
10.	20	Frank Alessio	1993-96
	20	Jerome Bledsoe	1988-91
	20	Paul Metallo	1971-72

#### AVERAGE YARDS/RUSH (MIN. 200 ATTEMPTS)

1.	6.84	Dennis Dent (231-1581)	1975-78
2.	5.99	Jerome Bledsoe (370-2216)	1988-91
3.	5.80	Rich Jessamy (307-1780)	1973-76
4.	5.64	Frank Alessio (512-2887)	1993-96
5.	5.34	Sam Lussier (219-1169)	1961-62
6.	5.24	Tony Nelson (532-2787)	2005-09
7.	5.14	Marcel Shipp (1215-6250)	1997-00
8.	5.12	John Johnson (401-2053)	1990-93
9.	5.11	Rene Ingoglia (905-4623)	1992-95
10.	5.10	Matt Jordan (264-1346)	1995-98

#### RUSHING YARDS/GAME (MIN. 20 GAMES)

1.	130.2	Marcel Shipp (48 games)	1997-00
2.	112.8	Rene Ingoglia (41 games)	1992-95
3.	106.6	Steve Baylark (50 games)	2003-06
4.	89.0	Rich Jessamy (20 games)	1973-76
5.	71.5	Jerome Bledsoe (31 games)	1988-91
6.	70.4	Frank Alessio (41 games)	1993-96
7.	66.4	Tony Nelson (42 games)	2005-09
8.	65.5	Matt Lawrence (27 games)	2005-07
9.	65.5	Dave Mitchell (22 games)	1987-90
10.	62.5	Jonathan Hernandez (42 games)	2008-11

### PASSING

#### PASS ATTEMPTS

1.	1302	Liam Coen (830-1302-46)	2004-08
2.	931	Todd Bankhead (561-931-35)	1998-99
3.	909	Blake Frohnapfel (507-909-23)	2014-15
4.	783	Dave Palazzi (415-783-46)	1985-88
5.	709	Jeff Krohn (375-709-27)	2002-03
6.	706	J. Pennington (316-706-46)	1971-73
7.	508	Kyle Havens (301-508-20)	2009-10
8.	496	Jim Simeone (220-496-23)	1982-85
9.	480	Andrew McNeilly (221-480-24)	1992-95
10.	478	Tim Day (266-478-28)	2002-05

#### PASS COMPLETIONS

1.	830	Liam Coen (830-1302-46)	2004-08
2.	561	Todd Bankhead (561-931-35)	1998-99
3.	507	Blake Frohnapfel (507-909-23)	2014-15
4.	415	Dave Palazzi (415-783-46)	1985-88
5.	375	Jeff Krohn (375-709-27)	2002-03
6.	316	J. Pennington (316-706-46)	1971-73
7.	301	Kyle Havens (301-508-20)	2009-10
8.	266	Tim Day (266-478-28)	2002-05
9.	242	Greg Landry (242-445-22)	1965-67
10.	231	Mike Wegzyn (231-447-17)	2011-13

#### PASSING YARDS

1.	11031	Liam Coen (830-1302-46)	2004-08
2.	7018	Todd Bankhead (561-931-35)	1998-99
3.	6264	Blake Frohnapfel (507-909-23)	2014-15
4.	5461	Dave Palazzi (415-783-46)	1985-88
5.	4993	Jeff Krohn (375-709-27)	2002-03
6.	4687	J. Pennington (316-706-46)	1971-73
7.	3786	Kyle Havens (301-508-20)	2009-10
8.	3334	Tim Day (266-478-28)	2002-05
9.	3131	Greg Landry (242-445-22)	1965-67
10.	2742	Jim Simeone (220-496-23)	1982-85

#### PASSING TOUCHDOWNS

1.	90	Liam Coen	2004-08
2.	51	Todd Bankhead	1998-99
3.	44	Jeff Krohn	2002-03
4.	39	Blake Frohnapfel	2014-15
5.	38	J. Pennington	1971-73
6.	32	Dave Palazzi	1985-88
7.	27	Tim Day	2002-05
	23	Noel Reebenacker	1950-52
9.	21	Jerry Welchel	1962-65
10.	19	Mike McEvilly	1976-79

#### PASSES HAD INTERCEPTED

1.	46	Liam Coen (830-1302-46)	2004-08
2.	35	Todd Bankhead (561-931-35)	1998-99
	46	Dave Palazzi (415-783-46)	1985-88
	46	J. Pennington (316-706-46)	1971-73
5.	28	Tim Day (266-478-28)	2002-05
6.	27	Jeff Krohn (375-709-27)	2002-03
7.	24	Anthony Catterton (141-342-24)	1994-97
	24	Andrew McNeilly (221-480-24)	1992-95
9.	23	Blake Frohnapfel (507-909-23)	2014-15
	23	Jim Simeone (220-496-23)	1982-85
	23	Barrett McGrath (148-343-23)	1980-83
	23	Tim Adams (175-382-23)	1968-69

#### PASS COMPLETION PCT. (MIN. 200 ATTEMPTS)

1.	63.7	Liam Coen (830-1302-46)	2004-08
2.	60.3	Todd Bankhead (561-931-35)	1998-99
3.	59.6	Richard Lucero (140-235-16)	2000
4.	59.3	Kyle Havens (301-508-20)	2009-10
5.	57.3	Kellen Pagel (153-267-9)	2011-12
6.	55.8	Blake Frohnapfel (507-909-23)	2014-15
7.	55.6	Tim Day (266-478-28)	2002-05
8.	55.3	AJ Doyle (184-333-190)	2012-15
9.	54.8	Jerry Welchel (160-292-13)	1962-65
10.	54.4	Greg Landry (242-445-22)	1965-67

#### PASSING EFFICIENCY (MIN. 200 ATTEMPTS)

1.	150.7	Liam Coen (830-1302-46)	2004-08
2.	143.6	Richard Lucero (140-235-16)	2000
3.	139.9	Jerry Welchel (160-292-13)	1962-65
4.	134.1	Todd Bankhead (561-931-35)	1998-99
5.	128.0	Kyle Havens (301-508-20)	2009-10
6.	124.9	Jeff Krohn (375-709-27)	2002-03
7.	122.8	Blake Frohnapfel (507-909-23)	2014-15
8.	121.7	Noel Reebenacker (159-320-18)	1950-52
9.	121.2	Tim Day (266-478-28)	2002-05
10.	118.7	Gary Wikos (143-265-14)	1989-90

#### AVERAGE YARDS/PASS (MIN. 200 ATTEMPTS)

1.	8.8	Richard Lucero (140-235-16)	2000
2.	8.5	Liam Coen (830-1302-46)	2004-08
3.	8.4	Jerry Welchel (160-292-13)	1962-65
4.	7.5	Todd Bankhead (561-931-35)	1998-99
5.	7.4	Kyle Havens (301-508-20)	2009-10
6.	7.2	Gary Wilkos (143-265-14)	1989-90
7.	7.1	Noel Reebenacker (159-320-18)	1950-52
8.	7.0	Jeff Krohn (375-709-27)	2002-03
	7.0	Greg Landry (242-445-22)	1965-67
	7.0	Tim Day (266-478-28)	2002-05

#### AVG. YARDS/COMPLETION (MIN. 200 ATTEMPTS)

1.	17.2	Thomas Whalen (85-222-22)	1954-56
2.	15.3	Jerry Welchel (160-292-13)	1962-65
3.	15.1	Brian McNally (127-286-21)	1974-76
4.	14.8	J. Pennington (316-706-46)	1971-73
5.	14.8	Richard Lucero (140-235-16)	2000
6.	14.3	Noel Reebenacker (159-320-18)	1950-52
7.	13.9	John McCormick (134-297-22)	1959-61
8.	13.3	Gary Wilkos (143-265-14)	1989-90
	13.3	Jeff Krohn (375-709-27)	2002-03
	13.3	Liam Coen (830-1302-46)	2004-08

#### PASSING YARDS PER GAME (MIN. 18 GAMES)

1.	284.7	Blake Frohnapfel (22 games)	2014-15
2.	250.6	Todd Bankhead (28 games)	1998-99
3.	220.6	Liam Coen (50 games)	2004-08
4.	217.1	Jeff Krohn (23 games)	2002-03
5.	213.1	Kyle Havens (18 games)	2009-10
6.	128.2	Tim Day (26 games)	2002-05
7.	115.6	Mike Wegzyn (21 games)	2011-13
8.	100.8	Brian McNally (19 games)	1974-76
9.	90.6	Mike McEvilly (29 games)	1976-79
10.	82.5	Andrew McNeilly (30 games)	1992-95

### RECEIVING

#### PASS RECEPTION YARDS

1.	3486	Tajae Sharpe (277-3486)	2012-15
2.	2892	Adrian Zullo (187-2892)	1998-02
3.	2420	JJ Moore (185-2420)	2003-07
4.	2395	Jason Peebler (123-2395)	2001-04
5.	2090	Julian Talley (162-2090)	2008-11
6.	2022	Brandon London (148-2022)	2003-06
7.	1958	Victor Cruz (131-1958)	2005-09
8.	1794	Rasheed Rancher (97-1794)	2003-07
9.	1684	Chip Mitchell (103-1684)	1986-89
10.	1571	Bob Simeone (108-1571)	1981-84

#### PASS RECEPTIONS

1.	277	Tajae Sharpe (277-3486)	2012-15
2.	187	Adrian Zullo (187-2892)	1998-02
3.	185	JJ Moore (185-2420)	2003-07
4.	162	Julian Talley (162-2090)	2008-11
5.	148	Brandon London (148-2022)	2003-06
6.	131	Victor Cruz (131-1958)	2005-09
7.	126	Marcel Shipp (126-1117)	1997-00
8.	123	Jason Peebler (123-2395)	2001-04
9.	109	Rob Blanchflower (109-1164)	2009-13
10.	108	Bob Simeone (108-1571)	1981-84

#### PASS RECEPTION TOUCHDOWNS

1.	32	Adrian Zullo	1998-02
2.	27	Jason Peebler	2001-04
3.	16	Tajae Sharpe	2012-15
	16	Rasheed Rancher	2003-07
	16	Jimmy Moore	1998
6.	15	JJ Moore	2003-07
	15	Brandon London	2003-06
	15	Tim Berra	1971-73
9.	14	Chip Mitchell	1986-89
10.	13	Kerry Taylor	1995-98



# UMASS FOOTBALL RECORD BOOK

## INDIVIDUAL CAREER RECORDS

### AVG. YARDS PER CATCH (MIN. 50 RECEPTIONS)

1.	19.47	Jason Peebler (123-2395)	2001-04
2.	18.49	Rasheed Rancher (97-1794)	2003-07
3.	17.72	Steve Schubert (81-1435)	1970-72
4.	16.35	Chip Mitchell (103-1684)	1986-89
5.	16.24	Jimmy Moore (92-1494)	1998
6.	16.04	Kevin Jackson (51-818)	1980-83
7.	16.04	Doug Clark (54-866)	1995-97
8.	16.03	Ron Blauvelt (61-978)	1986, '88-90
9.	15.93	Jeremy Horne (84-1338)	2007-09
10.	15.59	Jimmie Howard (59-920)	1999-01, '03

### RECEPTIONS PER GAME (MIN. 18 GAMES)

1.	5.89	Tajae Sharpe (47 games)	2012-15
2.	4.25	Adrian Zullo (44 games)	1998-02
3.	4.23	Victor Cruz (31 games)	2005-09
4.	4.20	JJ Moore (44 games)	2003-07
5.	3.60	Julian Talley (45 games)	2008-11
6.	3.02	Brandon London (49 games)	2003-06
7.	3.00	Jason Peebler (41 games)	2001-04
8.	2.90	Ron Blauvelt (21 games)	1986, '88-90
9.	2.87	Rob Blanchflower (38 games)	2009-13
10.	2.62	Marcel Shipp (48 games)	1997-00

## TOTAL OFFENSE

### TOTAL OFFENSIVE YARDS

1.	10871	Liam Coen (1423-10871)	2004-08
2.	6821	Todd Bankhead (1096-6821)	1998-99
3.	6725	Dave Palazzi (1197-6725)	1985-88
4.	6250	Marcel Shipp (1215-6250)	1997-00
5.	6233	Blake Frohnapfel (1013-6233)	2014-15
6.	5350	Steve Baylark (1105-5350)	2003-06
7.	4907	J. Pennington (903-4907)	1971-73
8.	4816	Jeff Krohn (795-4816)	2002-03
9.	4763	Greg Landry (930-4763)	1965-67
10.	4623	Rene Ingoglia (908-4623)	1992-95

### TOUCHDOWNS RESPONSIBLE FOR

1.	93	Liam Coen	2004-08
2.	64	Todd Bankhead	1998-99
3.	63	Marcel Shipp	1997-00
4.	55	Rene Ingoglia	1992-95
5.	51	J. Pennington	1971-73
6.	49	Dave Palazzi	1985-88
7.	47	Steve Baylark	2003-06
8.	45	Jeff Krohn	2002-03
	45	Lou Bush	1931-33
10.	40	Blake Frohnapfel	2014-15

### TOTAL OFFENSE/GAME (MIN. 20 GAMES)

1.	283.3	Blake Frohnapfel (22 games)	2014-15
2.	243.6	Todd Bankhead (28 games)	1998-99
3.	217.4	Liam Coen (50 games)	2004-08
4.	209.4	Jeff Krohn (23 games)	2002-03
5.	130.2	Marcel Shipp (48 games)	1997-00
6.	129.5	Tim Day (26 games)	2002-05
7.	127.1	Mike Wegzyn (21 games)	2011-13
8.	112.8	Rene Ingoglia (41 games)	1992-95
9.	107.0	Mike McEvilly (29 games)	1976-79
10.	107.0	Steve Baylark (50 games)	2003-06

### TOTAL OFFENSE/PLAY (MIN. 100 PLAYS)

1.	7.64	Liam Coen (1423-10871)	2004-08
2.	7.41	Richard Lucero (282-2091)	2000
3.	7.09	Noel Reebeacker (320-2270)	1950-52
4.	6.95	Dennis Dent (232-1613)	1975-78
5.	6.55	Kyle Havens (678-4442)	2009-10
	6.55	Thomas Whalen (224-1468)	1954-56
7.	6.31	Roger Baldacci (134-845)	1987, 89
8.	6.26	John McCormick (297-1860)	1959-61
9.	6.22	Todd Bankhead (1096-6821)	1998-99
10.	6.20	Tim Day (543-3366)	2002-05

### ALL-PURPOSE YARDS

1.	7759	Marcel Shipp	1997-00
2.	6098	Steve Baylark	2003-06
3.	5277	Garry Pearson	1979-82
4.	4940	Rene Ingoglia	1992-95
5.	4371	Adrian Zullo	1998-02
6.	3497	Tajae Sharpe	2012-15
7.	3471	Tim Berra	1971-73
8.	3430	Jerome Bledsoe	1988-91
9.	3398	Kevin Quinlan	1998-01
10.	3251	Chip Mitchell	1986-89

### ALL-PURPOSE YARDS/GAME (MIN. 18 GAMES)

1.	161.6	Marcel Shipp (48 games)	1997-00
2.	122.0	Steve Baylark (50 games)	2003-06
3.	120.5	Rene Ingoglia (41 games)	1992-95
4.	115.2	Rich Jessamy (20 games)	1973-76
5.	110.6	Jerome Bledsoe (31 games)	1988-91
6.	99.3	Adrian Zullo (44 games)	1998-02
7.	85.5	Dave Mitchell (22 games)	1987-90
8.	79.3	Matt Lawrence (27 games)	2005-07
9.	78.4	Jason Peebler (41 games)	2001-04
10.	78.4	Frank Alessio (41 games)	1993-96

## SCORING

### TOTAL POINTS SCORED

1.	378	Marcel Shipp (63 TD)	1997-00
2.	332	Rene Ingoglia (55 TD, 1 PAT)	1992-95
3.	282	Steve Baylark (47 TD)	2003-06
4.	270	Lou Bush (45 TD)	1931-33
5.	228	Garry Pearson (38 TD)	1979-82
6.	199	Silvio Bonvini (109 PAT, 30 FG)	1985-88
7.	198	Adrian Zullo (33 TD)	1998-02
8.	196	Armando Cuko (103 PAT, 31 FG)	2005-09
9.	180	Jonathan Hernandez (30 TD)	2008-11
	180	Chris Koepplin (99 PAT, 27 FG)	2006-07

### TOUCHDOWNS SCORED

1.	63	Marcel Shipp (58 rush, 5 rcv)	1997-00
2.	55	Rene Ingoglia (54 rush, 1 rcv)	1992-95
3.	47	Steve Baylark (42 rush, 5 rcv)	2003-06
4.	45	Lou Bush (34 rush, 11 rcv)	1931-33
5.	38	Garry Pearson (35 rush, 2 rcv, 1 ret)	1979-82
6.	33	Adrian Zullo (1 rush, 32 rcv)	1998-02
7.	30	Jonathan Hernandez (29 rush, 1 rcv)	2008-11
8.	29	Jason Peebler (2 rush, 27 rcv)	2001-04
9.	26	Tony Nelson (25 rush, 1 rcv)	2005-09
10.	22	Frank Alessio (20 rush, 2 rcv)	1993-96
	22	Kevin Smellie (21 rush, 1 rcv)	1985-88
	22	Greg Landry (22 rush)	1965-67

## EXTRA POINTS

### PAT KICKS MADE

1.	109	Silvio Bonvini (109-112)	1985-88
2.	103	Armando Cuko (103-109)	2005-09
3.	99	Chris Koepplin (99-101)	2006-07
4.	97	Doug White (97-108)	1999-02
5.	79	Jason Cherry (79-92)	1998-01
6.	67	Michael Torres (67-72)	2003-04
7.	63	Eric Oke (63-75)	1993-96
	63	David Croasdale (63-73)	1974-77
9.	59	Denis Gagnon (59-63)	1969-70
10.	54	Jerry Welchel (54-62)	1962-65

### PAT KICKS ATTEMPTED

1.	112	Silvio Bonvini (109-112)	1985-88
2.	109	Armando Cuko (103-109)	2005-09
3.	108	Doug White (97-108)	1999-02
4.	101	Chris Koepplin (99-101)	2006-07
5.	92	Jason Cherry (79-92)	1998-01
6.	75	Eric Oke (63-75)	1993-96
7.	73	David Croasdale (63-73)	1974-77
8.	72	Michael Torres (67-72)	2003-04
9.	63	Denis Gagnon (59-63)	1969-70
10.	62	Matt Murphy (50-62)	1996-98
	62	Jerry Welchel (54-62)	1962-65

### PAT KICK PERCENTAGE (MIN. 30 ATTEMPTS)

1.	1.000	Marco Gabrielli (46-46)	1989-90
2.	.980	Chris Koepplin (99-101)	2006-07
3.	.973	Silvio Bonvini (109-112)	1985-88
4.	.969	George Papoutsidis (31-32)	1983-84
5.	.945	Armando Cuko (103-109)	2005-09
6.	.939	Caleb Violette (31-33)	2009-11
7.	.937	Denis Gagnon (59-63)	1969-70
8.	.931	Michael Torres (67-72)	2003-04
9.	.920	Blake Lucas (46-50)	2012-15
10.	.898	Doug White (97-108)	1999-02

## FIELD GOALS

### FIELD GOALS MADE

1.	31	Armando Cuko (31-45)	2005-09
2.	30	Silvio Bonvini (30-49)	1985-88
3.	29	Sandro Vitiello (29-51)	1978-79
4.	27	Chris Koepplin (27-38)	2006-07
	27	Doug White (27-35)	1999-02
6.	26	Eric Oke (26-48)	1993-96
7.	18	George Papoutsidis (18-31)	1983-84
8	17	Brandon Levensgood (17-21)	2009-13
9.	15	Jason Cherry (15-22)	1998-01
10.	13	Blake Lucas (13-23)	2012-15
	13	David Croasdale (13-27)	1974-77

### FIELD GOALS ATTEMPTED

1.	51	Sandro Vitiello (29-51)	1978-79
2.	49	Silvio Bonvini (30-49)	1985-88
3.	48	Eric Oke (26-48)	1993-96
4.	45	Armando Cuko (31-45)	2005-09
5.	38	Chris Koepplin (27-38)	2006-07
6.	35	Doug White (27-35)	1999-02
7.	31	George Papoutsidis (18-31)	1983-84
8.	27	David Croasdale (13-27)	1974-77
9.	26	Denis Gagnon (5-26)	1969-70
10.	23	Blake Lucas (13-23)	2012-15

### FIELD GOAL PERCENTAGE (MIN. 20 ATTEMPTS)

1.	.810	Brendon Levensgood (17-21)	2009-13
2.	.771	Doug White (27-35)	1999-02
3.	.711	Chris Koepplin (27-38)	2006-07
4.	.689	Armando Cuko (31-45)	2005-09
5.	.682	Jason Cherry (15-22)	1998-01
6.	.612	Silvio Bonvini (30-49)	1985-88
7.	.581	George Papoutsidis (18-31)	1983-84
8.	.569	Sandro Vitiello (29-51)	1978-79
9.	.565	Blake Lucas (13-23)	2012-15
10.	.550	Michael Torres (11-20)	2003-04

## PUNTING

### PUNT YARDS

1.	11278	Andy MacLay (288-11278)	1995-98
2.	9574	David Sanger (236-9574)	1999-02
3.	9375	CJ Koegel (229-9375)	2003-06
4.	8932	Dimitri Yavis (236-8932)	1985-88
5.	6069	John Romboli (162-6069)	1974-77
6.	5375	Colter Johnson (133-5375)	2012-13
7.	4778	Ray Larnard (138-4778)	1978, '80-81
8.	4383	John O'Neil (117-4383)	1970-71
9.	4193	Andy Dunkanicz (111-4193)	1972-73
10.	4127	Justin Riemer (118-4127)	1993-96

### PUNT ATTEMPTS

1.	288	Andy MacLay (288-11278)	1995-98
2.	236	David Sanger (236-9574)	1999-02
	236	Dimitri Yavis (236-8932)	1985-88
4.	229	CJ Koegel (229-9375)	2003-06
5.	162	John Romboli (162-6069)	1974-77
6.	138	Ray Larnard (138-4778)	1978, '80-81
7.	133	Colter Johnson (133-5375)	2012-13
8.	118	Justin Riemer (118-4127)	1993-96
9.	117	John O'Neil (117-4383)	1970-71
10.	112	Marco Gabrielli (112-4076)	1989-90

# UMASS FOOTBALL RECORD BOOK

## INDIVIDUAL CAREER RECORDS

### PUNTS HAD BLOCKED

1.	4	Brett Arnold (97-4011)	2007-08
	4	Andy Maclay (288-11278)	1995-98
	4	Ray Larnard (138-4778)	1978, '80-81
4.	3	Marco Gabrielli (112-4076)	1989-90
	3	Demo Drougas (39-1381)	1981-82
	3	Caleb Violette (78-2998)	2009-11
7.	2	Jeff Strait (43-1646)	2009-13
8.	1	Colter Johnson (133-5375)	2012-13
	1	Tom Gilson (2-78)	2008-11
	1	CJ Koegel (229-9375)	2003-06

### AVERAGE YARDS/PUNT (MIN. 50 ATTEMPTS)

1.	42.22	Logan Laurent (63-2660)	2013-pr.
2.	41.35	Brett Arnold (97-4011)	2007-08
3.	40.41	Colter Johnson (133-5375)	2012-13
4.	40.94	CJ Koegel (229-9375)	2003-06
5.	40.57	David Sanger (236-9574)	1999-02
6.	39.16	Andy Maclay (288-11278)	1995-98
7.	38.44	Caleb Violette (78-2998)	2009-11
8.	37.85	Dimitri Yavis (236-8932)	1985-88
9.	37.77	Andy Dunkanicz (111-4193)	1972-73
10.	37.72	Brian McDonald (57-2150)	2014

## PUNT RETURNS

### PUNT RETURN YARDS

1.	679	Don Caparotti (59-679)	1989-92
2.	667	DeShon Hardy (85-667)	1999-02
3.	588	Breon Parker (68-588)	1993-95
4.	586	Steve Schubert (48-586)	1970-72
5.	478	JJ Moore (58-478)	2003-07
6.	476	Stephen Parnell (38-476)	1968-69
7.	469	Eric Thimas (66-469)	1990-93
8.	468	Tim Berra (61-468)	1971-73
9.	463	Kevin Sullivan (47-463)	1977-79
10.	450	Ron Harris (48-450)	1975-76

### PUNT RETURNS

1.	85	DeShon Hardy (85-667)	1999-02
2.	68	Breon Parker (68-588)	1993-95
3.	66	Eric Thimas (66-469)	1990-93
4.	61	Tim Berra (61-468)	1971-73
5.	59	Don Caparotti (59-679)	1989-92
6.	58	JJ Moore (58-478)	2003-07
7.	48	Ron Harris (48-450)	1975-76
	48	Steve Schubert (48-586)	1970-72
9.	47	Kevin Sullivan (47-463)	1977-79
10.	45	Paul Platek (45-285)	1982-85

### PUNT RETURN TOUCHDOWNS

1.	2	Kory Blackwell	1994-96
	2	Steve Schubert	1970-72
3.	1	DJ Adeoba	2008-09
	1	Brandon Freeman	2004-07
	1	JJ Moore	2003-07
	1	Bryan Haynes	2004-06
	1	James Ihedigbo	2002-06
	1	Bryan King	1997-00
	1	Willie Hemmer	1998-99
	1	Jason Mumford	1992-95
	1	Eric Thimas	1990-93
	1	Don Caparotti	1989-92
	1	Jerome Bledsoe	1988-91
	1	Vito Perrone	1984-87
	1	Tom Ahern	1980-81
	1	Steve Telander	1974-75, '77-78
	1	Phil DeRose	1962-64

### AVG. YARDS/PUNT RETURN (MIN. 25 ATTEMPTS)

1.	14.27	Jerome Bledsoe (26-371)	1988-91
2.	12.53	Stephen Parnell (38-476)	1968-69
3.	12.21	Steve Schubert (48-586)	1970-72
4.	11.51	Don Caparotti (59-679)	1989-92
5.	10.08	Julian Talley (25-252)	2008-11
6.	9.85	Kevin Sullivan (47-463)	1977-79
	9.85	Troy Lockman (26-256)	1999-00
8.	9.38	Ron Harris (48-450)	1975-76
9.	9.20	Trey Dudley-Giles (44-405)	2012-15
10.	8.89	Bob Manning (28-249)	1978-80

## KICK RETURNS

### KICK RETURN YARDS

1.	1388	Courtney Robinson (58-1388)	2006-08
2.	1295	Tim Berra (54-1295)	1971-73
3.	1178	Dennis Dent (51-1178)	1975-78
4.	1123	Adrian Zullo (55-1123)	1998-02
5.	1071	Chip Mitchell (54-1071)	1986-89
6.	1064	Kevin Quinlan (52-1064)	1998-01
7.	1009	Jesse Julmiste (46-1009)	2009-11
8.	986	Trey Dudley-Giles (40-986)	2012-15
9.	952	Garry Pearson (39-952)	1979-82
10.	932	Jordan Broadnax (44-932)	2011-14

### KICK RETURNS

1.	58	Courtney Robinson (58-1388)	2006-08
2.	55	Adrian Zullo (55-1123)	1998-02
3.	54	Jeremy Horne (54-922)	2007-09
	54	Chip Mitchell (54-1071)	1986-89
	54	Tim Berra (54-1295)	1971-73
6.	52	Kevin Quinlan (52-1064)	1998-01
7.	51	Dennis Dent (51-1178)	1975-78
8.	46	Jesse Julmiste (46-1009)	2009-11
9.	44	Jordan Broadnax (44-932)	2011-14
10.	41	Breon Parker (41-738)	1993-95

### KICK RETURN TOUCHDOWNS

1.	2	Khary Bailey-Smith	2012-pr.
	2	Jesse Julmiste	2009-11
	2	Dennis Dent	1975-78
	2	Phil DeRose	1962-64
4.	1	James Allen	2015-pr.
	1	Courtney Robinson	2006-08
	1	Richard Jenkins	1979, '81-83
	1	Ron Mangarelli	1980-82
	1	Garry Pearson	1979-82
	1	Tim Berra	1971-73
	1	Stephen Parnell	1968-69

### AVG. YARDS/KICK RETURN (MINIMUM 25 ATT.)

1.	25.55	Khary Bailey-Smith (29-741)	2012-pr.
2.	24.65	Trey Dudley-Giles (40-986)	2012-15
3.	24.47	Stephen Parnell (36-881)	1968-69
4.	24.41	Garry Pearson (39-952)	1979-82
5.	23.98	Tim Berra (54-1295)	1971-73
6.	23.93	Courtney Robinson (58-1388)	2006-08
7.	23.20	James Hickman (25-580)	1958-59, '61
8.	23.18	Richard Jenkins (34-788)	1979, '81-83
9.	23.10	Dennis Dent (51-1178)	1975-78
10.	23.09	James Allen (34-765)	2015-pr.

## INTERCEPTION RETURNS

### INTERCEPTION RETURN YARDS

1.	256	Darren Thellen (10-256)	2009-12
2.	238	Steven Rogers (18-238)	1967-69
3.	215	Shannon James (20-215)	2001-05
4.	214	Steve LeMay (6-214)	1977-79
5.	207	Breon Parker (13-207)	1993-95
	207	Matt Rajotte (11-207)	1989-90, '92-93
7.	201	Kevin Sullivan (14-201)	1977-79
8.	171	Jeremy Robinson (15-171)	1997-01
9.	168	Tracy Belton (13-168)	2003-06
10.	153	Brandon Smith (5-153)	2003-06

### INTERCEPTIONS

1.	20	Shannon James (20-215)	2001-05
2.	18	Grady Fuller (18-44)	1980-83
	18	Steven Rogers (18-238)	1967-69
4.	17	Don Caparotti (17-134)	1989-92
5.	15	Jeremy Robinson (15-171)	1997-01
6.	14	Kevin Sullivan (14-201)	1977-79
7.	13	Tracy Belton (13-168)	2003-06
	13	Breon Parker (13-207)	1993-95
	13	Dwayne Lopes (13-103)	1980-82
10.	12	Steve Costello (12-110)	2001-05
	12	Jerard White (12-118)	1996-99

### INTERCEPTIONS RETURNED FOR TOUCHDOWNS

1.	2	Anton McKenzie	2000-03
	2	Tyler Holmes	2008-11
	2	Jerard White	1996-99
4.	1	30x, last by Jackson Porter	2013-pr.

## FUMBLE RETURNS

### FUMBLE RETURN YARDS

1.	80	John Van Buren (1-80)	1974-75
2.	75	Shannon James (2-75)	2001-05
3.	56	Mike Ziccardi (2-56)	2001-03
4.	55	Brian Ellis (2-55)	2004-08
5.	53	Khary Bailey-Smith (1-53)	2012-pr.
6.	35	Steve Costello (1-35)	2001-05
7.	28	Darnel DeLaire (2-28)	2004-08
	28	Michael Meggett (2-28)	2005-07
9.	25	D. Grange (1-25)	1982-85
10.	24	Brandon Smith (2-24)	2003-06

### FUMBLES RETURNED FOR TOUCHDOWNS

1.	2	Brandon Smith	2003-06
	2	Shannon James	2001-05
3.	1	Brian Ellis	2004-08
	1	Steve Costello	2001-05
	1	Anton McKenzie	2000-03
	1	Mike Ziccardi	2001-03
	1	Kole Ayi	1997-00
	1	D. Grange	1982-85
	1	John Van Buren	1974-75



# UMASS FOOTBALL RECORD BOOK

## INDIVIDUAL CAREER RECORDS

### DEFENSE

#### TOTAL TACKLES

1.	543	John McKeown (245-298)	1985-88
2.	495	Khari Samuel (328-167)	1995-98
3.	478	Kole Ayi (330-148)	1997-00
4.	465	Vito Perrone (266-199)	1984-87
5.	363	Jeremy Cain (252-111)	1999-03
6.	361	Tyler Holmes (185-176)	2008-11
7.	360	Jason Hatchell (154-206)	2003-07
8.	358	Justin Riemer (238-120)	1993-96
9.	354	Perry McIntyre (151-203)	2009-12
10.	341	Shannon James (253-88)	2001-05

#### SOLO TACKLES

1.	330	Kole Ayi (330-148)	1997-00
2.	328	Khari Samuel (328-167)	1995-98
3.	266	Vito Perrone (266-199)	1984-87
4.	253	Shannon James (253-88)	2001-05
5.	252	Jeremy Cain (252-111)	1999-03
6.	245	John McKeown (245-298)	1985-88
7.	244	Jeremy Robinson (244-92)	1997-01
8.	238	Justin Riemer (238-120)	1993-96
9.	234	Anton McKenzie (234-86)	2000-03
10.	214	Mark Kimener (214-99)	2000-03
	214	Brian Smith (214-92)	1997-00

#### ASSISTED TACKLES

1.	298	John McKeown (245-298)	1985-88
2.	227	George Karelak (99-227)	1987-89
3.	221	Jovan Santos-Knox (117-221)	2012-15
3.	206	Jason Hatchell (154-206)	2003-07
4.	203	Perry McIntyre (151-203)	2009-12
5.	199	Vito Perrone (266-199)	1984-87
6.	197	Charles Walker (143-197)	2003-07
7.	190	Stanley Andre (101-190)	2010-14
8.	176	Tyler Holmes (185-176)	2008-11
9.	167	Khari Samuel (328-167)	1995-98
10.	156	Matthew Tulley (169-156)	1988-91

#### TACKLES FOR LOSS

1.	63.0	Valdamar Brower (63-0/250)	1999-03
2.	54.0	Khari Samuel (54-0/157)	1995-98
3.	44.0	Jeremy Cain (44-0/180)	1999-03
4.	43.0	David Burris (33-20/170)	2003-07
	43.0	Kole Ayi (43-0/200)	1997-00
6.	42.0	Matthew Tulley (42-0/128)	1988-91
7.	40.0	Doran Davis (40-0/131)	1999-03
8.	38.5	Mark Kimener (38-1/142)	2000-03
9.	37.0	Brian Corcoran (37-0/78)	1991-94
10.	33.5	Michael Hanson (25-17/152)	2005-09

#### YARDS FROM TACKLES FOR LOSS

1.	250	Valdamar Brower (63-0/250)	1999-03
2.	200	Kole Ayi (43-0/200)	1997-00
3.	180	Jeremy Cain (44-0/180)	1999-03
4.	170	David Burris (33-20/170)	2003-07
5.	157	Khari Samuel (54-0/157)	1995-98
6.	156	Matt Dawson (30-0/156)	1996-99
7.	152	Michael Hanson (25-17/152)	2005-09
8.	147	Keron Williams (29-8/147)	2002-05
9.	142	Mark Kimener (38-1/142)	2000-03
10.	137	Mike Ziccardi (29-0/137)	2001-03

#### QUARTERBACK SACKS

1.	33.0	Mario Perry (33-0/240)	1989-90, '92-93
2.	31.5	Todd Rundle (31-1/94)	1984-87
3.	30.0	Brian Corcoran (30-0/177)	1991-94
4.	26.0	Matthew Tulley (26-0/167)	1988-91
5.	24.0	Valdamar Brower (22-4/171)	1999-03
6.	22.0	David Burris (18-8/130)	2003-07
7.	21.0	Rich Kane (21-0/123)	1989-91
8.	19.0	Khari Samuel (18-2/113)	1995-98
9.	18.0	Mike Ziccardi (18-0/112)	2001-03
	18.0	Scott Assensoa (18-0/102)	1990-93

#### YARDS FROM SACKS

1.	240	Mario Perry (33-0/240)	1989-90, '92-93
2.	177	Brian Corcoran (30-0/177)	1991-94
3.	171	Valdamar Brower (22-4/171)	1999-03
4.	167	Matthew Tulley (26-0/167)	1988-91
5.	130	David Burris (18-8/130)	2003-07
6.	123	Kole Ayi (8-6/123)	1997-00
	123	Rich Kane (21-0/123)	1989-91
8.	113	Khari Samuel (18-2/113)	1995-98
9.	112	Mike Ziccardi (18-0/112)	2001-03
10.	111	Matt Dawson (8-4/111)	1996-99

#### FUMBLES FORCED

1.	17	Khari Samuel	1995-98
2.	10	Mario Perry	1989-90, '92-93
3.	9	Bob Shelmire	1983-86
4.	8	Anton McKenzie	2000-03
5.	7	Jeromy Miles	2007-09
	7	James Ihedigbo	2002-06
	7	Justin Riemer	1993-96
	7	John McKeown	1985-88
	7	Vito Perrone	1984-87
	7	Todd Rundle	1984-87

#### FUMBLES RECOVERED

1.	10	John McKeown	1985-88
2.	9	Jeremy Robinson	1997-01
3.	7	Kole Ayi	1997-00
	7	Matt Dawson	1996-99
5.	6	Shannon James	2001-05
	6	Jeremy Cain	1999-03
	6	Brian Corcoran	1991-94
	6	Paul Platek	1982-85
9.	5	Brandon Collier	2005-09
	5	James Ihedigbo	2002-06
	5	Jeron Alston	1994-97
	5	Tony Williams	1991-94
	5	Bobby Burke	1989-92
	5	John Creamer	1989-92
	5	Steve Brothers	1986-90
	5	Steve Robar	1985-88
	5	Vito Perrone	1984-87
	5	Bob Shelmire	1983-86
	5	Bob Manning	1978-80

#### PASS DEFENDED

1.	50	Jerard White (38 PBU, 12 INT)	1996-99
2.	49	Don Caparotti (32 PBU, 17 INT)	1989-92
3.	44	Randall Jette (35 PBU, 9 INT)	2011-15
4.	40	Garrick Amos (35 PBU, 5 INT)	1987-89
	40	Jeremy Robinson (25 PBU, 15 INT)	1997-01
6.	39	Shannon James (19 PBU, 20 INT)	2001-05
7.	37	Chris Wood (26 PBU, 11 INT)	1982-85
8.	34	Trey Dudley-Giles (28 PBU, 6 INT)	2012-15
9.	32	Grady Fuller (14 PBU, 18 INT)	1980-83
	32	Breon Parker (19 PBU, 13 INT)	1993-95

#### PASS BREAKUPS

1.	38	Jerard White	1996-99
2.	35	Randall Jette	2011-15
	35	Garrick Amos	1987-89
4.	32	Don Caparotti	1989-92
5.	28	Trey Dudley-Giles	2012-15
6.	26	Chris Wood	1982-85
7.	25	Jeremy Robinson	1997-01
8.	23	Brian Smith	1997-00
9.	20	Kory Blackwell	1994-96
	20	Andrew Thomas	1985-88

#### QUARTERBACK HURRIES

1.	40	Valdamar Brower	2000-03
2.	26	Doran Davis	1999-03
	26	Dan Schneider	1997-00
4.	21	Jeremy Cain	1999-03
5.	17	Keron Williams	2002-05
6.	15	Mike Ziccardi	2001-03
7.	14	Kole Ayi	1997-00
8.	13	Malik Hall	2002-03
9.	12	Corey Potter	1998-02
	12	L.A. Love	2001, '03-05
	12	Chris Price	1996-99

#### BLOCKED KICKS\*

1.	6	Valdamar Brower	2000-03
2.	3	Chris Price	1996-99
3.	2	Robert Kitching	2012-15
	2	Jeremy Cain	1999-03
	2	Scott Crowell	1980-81
	2	Brian Smith	1997-00
	2	George Byrd	2005-08

\*Statistic available beginning with 1979 season

# UMASS FOOTBALL RECORD BOOK

## UMASS AT MCGUIRK STADIUM RECORDS

### SINGLE-GAME TEAM RECORDS

#### MARGIN OF VICTORY

77, vs. Northeastern (77-0; 1999)

#### MOST POINTS

77, vs. Northeastern (1999)

#### MOST POINTS IN A QUARTER

35, vs. Northeastern (Second, 1999)

#### MOST POINTS IN A HALF

49, vs. Northeastern (First, 1999)

#### MOST TOUCHDOWNS

11, vs. Northeastern (1999)

#### MOST FIRST DOWNS (TOTAL)

34, vs. Boston University (1990)

#### FEWEST FIRST DOWNS (TOTAL)

3, vs. New Hampshire (1968)

#### MOST FIRST DOWNS (RUSHING)

26, vs. Boston University (1977)

#### FEWEST FIRST DOWNS (RUSHING)

0, vs. Richmond (2001)

#### MOST FIRST DOWNS (PASSING)

23, vs. Bowling Green (2014)

#### FEWEST FIRST DOWNS (PASSING)

0, vs. Lehigh (1995)

0, vs. Boston College (1978)

0, vs. New Hampshire (1976)

#### MOST RUSHING ATTEMPTS

83, vs. Connecticut (1981)

#### FEWEST RUSHING ATTEMPTS

20, vs. Richmond (2001)

#### MOST RUSHING YARDS

515, vs. Lehigh (1995)

#### FEWEST RUSHING YARDS

9, vs. Richmond (2001)

#### MOST RUSHING TOUCHDOWNS

8, vs. Northeastern (1999)

#### MOST PASS ATTEMPTS

63, vs. New Hampshire (2001)

#### FEWEST PASS ATTEMPTS

3, vs. Lehigh (1995)

#### MOST PASS COMPLETIONS

36, vs. Bowling Green (2014)

#### FEWEST PASS COMPLETIONS

0, vs. Lehigh (1995)

0, vs. Boston College (1978)

#### MOST PASSING YARDS

589, vs. Bowling Green (2014)

#### FEWEST PASSING YARDS

0, vs. Lehigh (1995)

0, vs. Boston College (1978)

#### MOST TOUCHDOWN PASSES

5, vs. Bowling Green (2014)

5, vs. James Madison (2001)

5, vs. New Haven (2000)

5, vs. Maine (1998)

5, vs. Youngstown State (1977)

#### MOST TOTAL OFFENSIVE PLAYS

101, vs. Boston University (1988)

#### FEWEST TOTAL OFFENSIVE PLAYS

46, vs. New Hampshire (1968)

#### MOST TOTAL OFFENSIVE YARDS

649, vs. Fordham (2007)

649, vs. New Hampshire (1988)

#### FEWEST TOTAL OFFENSIVE YARDS

45, vs. New Hampshire (1976)

#### MOST PUNTS

12, vs. New Hampshire (1968)

#### MOST PUNTING YARDS

406, vs. Richmond (1997)

406, vs. Connecticut (1966)

#### MOST FIELD GOALS MADE

4, vs. Ball State (1984)

4, vs. Holy Cross (1979)

#### MOST FIELD GOALS ATTEMPTED

6, vs. Holy Cross (1979)

#### MOST PUNT RETURNS

8, vs. Northeastern (1999)

8, vs. Boston University (1987)

#### MOST PUNT RETURN YARDS

119, vs. Richmond (1991)

#### MOST INTERCEPTIONS

6, vs. Northeastern (1999)

6, vs. Connecticut (1982)

#### MOST INTERCEPTION RETURN YARDS

128, vs. Central Connecticut (2011)

#### MOST COMBINED POINTS

89, vs. Bowling Green, (42-47; 2014)

89, vs. Maine (55-34; 1998)

#### FEWEST COMBINED POINTS

3, vs. Villanova (3-0; 1990)

3, vs. Northeastern (3-0; 1984)

3, vs. Cornell (0-3; 1972)

### SINGLE-GAME INDIVIDUAL RECORDS

#### MOST RUSHING ATTEMPTS

45 Garry Pearson vs. AIC (1982)

#### MOST RUSHING YARDS

313 Rene Ingoglia vs. Rhode Island (1994)

#### MOST RUSHING TOUCHDOWNS

4 5x, last, Marcel Shipp vs. Northeastern (1999)

#### LONGEST RUSH

85 Dennis Dent vs. Boston College (1978)

#### MOST RECEPTIONS

15 Tajae Sharpe vs. Florida International (2015)

#### MOST RECEIVING YARDS

262 Victor Cruz vs. James Madison (2008)

#### MOST TOUCHDOWN RECEPTIONS

4 Adrian Zullo vs. New Hampshire (1999)

Jimmy Moore vs. UConn (1998)

#### MOST PASSING ATTEMPTS

63 Matt Guice vs. New Hampshire (2001)

#### MOST PASS COMPLETIONS

36 Blake Frohnapfel vs. Bowling Green (2014)

#### MOST PASSING YARDS

589 Blake Frohnapfel vs. Bowling Green (2014)

#### MOST TOUCHDOWN PASSES

5 Blake Frohnapfel vs. Bowling Green (2014)

Liam Coen vs. Bryant (2008)

Matt Guice vs. James Madison (2001)

Richard Lucero vs. New Haven (2000)

Todd Bankhead vs. Maine (1998)

Mike Fallon vs. Youngstown State (1977)

#### LONGEST PASS

89 L. Coen to R. Rancher vs. Stony Brook (2006)

#### MOST TOTAL OFFENSIVE ATTEMPTS

79 Matt Guice vs. New Hampshire (2001)

#### MOST TOTAL OFFENSIVE YARDS

570 Blake Frohnapfel vs. Bowling Green (2014)

#### MOST POINTS

24 6x, last, Marcel Shipp vs. Northeastern (1999)

#### MOST TOUCHDOWNS

5 RJ Cobbs vs. Rhode Island (2002)

Lou Bush vs. Cooper Union (1932)

Lou Bush vs. Wagner (1932)

#### MOST PATS BY KICK

7 Armando Cuko vs. Rhode Island (2008)

Chris Koepplin vs. Fordham (2007)

Doug White vs. Central Connecticut (2002)

Jason Cherry vs. Maine (1998)

#### MOST FIELD GOALS MADE

4 George Papoutsidis vs. Ball State (1984)

#### LONGEST FIELD GOAL

52 Sandro Vitiello vs. Boston College (1978)

#### MOST PUNTS

12 Steve Rogers vs. New Hampshire (1968)

#### MOST PUNTING YARDS

406 Andrew Maclay vs. Richmond (1997)

#### HIGHEST PUNTING AVERAGE (MIN. 5 PUNTS)

53.0 Christian Koegel vs. Delaware (2004)

#### LONGEST PUNT

77 Dimitri Yavis vs. Boston University (1988)

#### LONGEST KICKOFF RETURN

102 Dennis Dent, Morgan State (1978)

# UMASS FOOTBALL RECORD BOOK

## MCGUIRK STADIUM OPPONENT RECORDS

### OPPONENT INDIVIDUAL SINGLE-GAME RECORDS

#### MOST RUSHING ATTEMPTS

47      Stephan Lewis, New Hampshire (186 yards, 2002)

#### MOST RUSHING YARDS

333      Adrian Peterson, Ga. Southern (32 att., 1999)

#### MOST TOUCHDOWN RUSHES

5      Adrian Peterson, Georgia Southern (1999)

#### LONGEST RUSH

94      Thomas Dicker, Boston University (1996)

#### MOST PASS RECEPTIONS

16      Devalle Ellis, Hofstra (2004)

#### PASS RECEPTION YARDS

225      Devalle Ellis, Hofstra (2004)

#### MOST TOUCHDOWN RECEPTIONS

4      Steve Kreider, Lehigh (1977)

#### MOST PASS ATTEMPTS

62      Dominic Randolph, Holy Cross (32 completions, 2007)

#### MOST PASS COMPLETIONS

38      James Knapke, Bowling Green (59 att., 2014)

#### MOST PASSING YARDS

459      Chad Salisburly, Buffalo (30-51, 1997)

#### MOST TOUCHDOWN PASSES

5      Byron Leftwich, Marshall (2001)

#### LONGEST PASS

86      David Corley to Rich Musinski, William & Mary (2000)

#### MOST TOTAL OFFENSIVE PLAYS

62      Dominic Randolph, Holy Cross (286 yards, 2007)

#### MOST TOTAL OFFENSIVE YARDS

481      Bob Jean, New Hampshire (58 plays, 1988)

#### MOST POINTS

36      Erwin Matthews, Richmond (1987)

#### MOST TOUCHDOWNS

6      Erwin Matthews, Richmond (1987)

#### MOST PATS BY KICK

8      Donnie Carona, Texas Tech (2008)

#### MOST FIELD GOALS MADE

4      Shonz LaFrenz, McNeese State (1998)

#### MOST LONGEST FIELD GOAL

52      Rob Zarilli, Hofstra (2006)

#### MOST PUNTING YARDS

441      Brian Donnelly, Bryant (2008)

441      Mike Montejano, AIC (2000)

#### HIGHEST PUNTING AVERAGE (MIN. 5 PUNTS)

52.9      Scott Ravanesi, So. Illinois (7 punts, 2007)

#### LONGEST PUNT

83      Scott Ravanesi, So. Illinois (2007)

### OPPONENT TEAM SINGLE-GAME RECORDS

#### HIGHEST MARGIN OF VICTORY

62, Boston College (8-70; 1974)

#### MOST POINTS

70, Boston College (1974)

#### MOST POINTS IN A QUARTER

28, Villanova (Second, 2011)

28, Connecticut (Third, 1997)

#### MOST POINTS IN A HALF

42, Boston College (First, 1974)

#### MOST TOUCHDOWNS

10, Boston College (1974)

#### MOST FIRST DOWNS (TOTAL)

33, William & Mary (1993)

#### FEWEST FIRST DOWNS (TOTAL)

4, Northeastern (1990)

4, New Hampshire (1982)

4, Maine (1972)

#### MOST FIRST DOWNS (RUSHING)

19, Villanova (1961)

#### FEWEST FIRST DOWNS (RUSHING)

0, Northeastern (1999)

0, Boston University (1979)

0, Holy Cross (1975)

#### MOST FIRST DOWNS (PASSING)

20, New Hampshire (1999)

20, Lehigh (1984)

#### FEWEST FIRST DOWNS (PASSING)

0, Northeastern (1990)

0, Northeastern (1988)

#### MOST RUSHING ATTEMPTS

74, Boston College (1974)

#### FEWEST RUSHING ATTEMPTS

17, Northeastern (1999)

#### MOST RUSHING YARDS

386, Richmond (2001)

#### FEWEST RUSHING YARDS

-11, Northeastern (1999)

#### MOST RUSHING TOUCHDOWN

8, Boston College (1974)

#### MOST PASSING ATTEMPTS

64, Holy Cross (2007)

#### FEWEST PASSING ATTEMPTS

6, Northeastern (1990)

6, Richmond (2010)

#### MOST PASS COMPLETIONS

38, Bowling Green (2014)

#### FEWEST PASS COMPLETIONS

1, Northeastern (1990)

1, Northeastern (1988)

#### MOST PASSING YARDS

446, Holy Cross (1987)

#### FEWEST PASSING YARDS

6, Northeastern (1990)

#### MOST TOUCHDOWN PASSES

5, Old Dominion (2011)

5, Hofstra (2000)

5, Holy Cross (1987)

#### MOST TOTAL OFFENSIVE PLAYS

108, Bowling Green (2014)

#### FEWEST TOTAL OFFENSIVE PLAYS

44, Northeastern (1994)

#### MOST TOTAL OFFENSIVE YARDS

668, Bowling Green (2014)

#### FEWEST TOTAL OFFENSIVE YARDS

62, New Hampshire (1982)

#### MOST PUNTS

12, Bryant (2008)

#### MOST PUNTING YARDS

441, Bryant (2008)

441, AIC (2000)

#### MOST FIELD GOALS MADE

3, Rhode Island (2010)

3, Villanova (2007)

3, Hofstra (2003)

3, Hofstra (1997)

3, Maine (1996)

#### MOST FIELD GOALS ATTEMPTED

4, Villanova (2007)

#### MOST PUNT RETURNS

7, Rhode Island (1997)

7, Rhode Island (1994)

7, Dartmouth (1980)

#### MOST PUNT RETURN YARDS

80, Northeastern (1986)

#### MOST INTERCEPTIONS

5, Hofstra (1997)

#### MOST INTERCEPTION RETURN YARDS

154, Delaware (1987)

# UMASS FOOTBALL RECORD BOOK

## WARREN P. MCGUIRK ALUMNI STADIUM

Recognized as one of the Northeast's finest I-AA football facilities, Warren P. McGuirk Alumni Stadium serves as the home of Minuteman football. With a capacity of 17,000 fans, McGuirk Stadium was a definite home field advantage for UMass over the years as the Minutemen posted an impressive 174-83-2 (.676) record and 17 Yankee Conference, Atlantic 10 or CAA Conference titles.

In 2008, UMass installed permanent lighting, which led to the second highest all-time single-season average attendance mark of 12,383. The McGuirk Stadium record of 12,811 was set in the NCAA Championship year of 1998.

Playing on the new FieldTurf surface in 2006, UMass set a school record with a perfect 8-0 record at home with a pair of wins at McGuirk Stadium in the NCAA Tournament. The Minutemen beat Lafayette, 35-14 on Nov. 25 in the First Round. Then, playing before the first sell-out since 1973, UMass downed arch-rival New Hampshire, 24-17 on Dec. 2, 2006 in front of 17,000 fans.

Built by the UMass Building Authority at a cost of \$1.4 million (and at no cost to the Commonwealth's taxpayers), the structure was designed by the New York firm of Skidmore, Owings and Merrill. On August 27, 1964, the H.P. Madore Company of Southbridge, Mass., began construction on the facility. In May of 1965, the field was blanketed with pure Merion Blue Grass that had been planted by the University's agronomy department four years earlier. The turf was laid on four inches of loam and a 10-inch sand base.

In the summer of 2006 a new FieldTurf surface was laid making the field playable all-year round. Permanent lighting was installed in the summer of 2008.

Alumni Stadium hosted its first game on September 25, 1965, with the Redmen beating AIC, 41-0. The stadium was officially dedicated on October 16, 1965, when UMass defeated Rhode Island 30-7 in a Homecoming contest. On November 3, 1984 — nearly 20 years after the opening of Alumni Stadium — the facility was rededicated in honor of Warren McGuirk, the school's athletic director for 23 years, during whose tenure the stadium was built.

Beginning in 2014, UMass split home contests between Gillette Stadium and McGuirk Stadium. Major renovations to McGuirk Stadium include a new press box and field house, which contain all support features for the football program. These renovations began in January 2013 and were completed in July 2014.

### TOP CROWDS AT MCGUIRK STADIUM

RK.	DATE	OPPONENT	RESULT	ATTENDANCE
1.	Nov. 25, 1972	Boston College	W, 28-7	20,000
2.	Oct. 22, 1966	Boston University	W, 12-7	18,700
3.	Sept. 8, 1973	Holy Cross	L, 28-30	18,100
	Sept. 30, 1967	Dartmouth	L, 10-28	18,100
5.	Oct. 28, 1972	Connecticut	W, 49-16	17,500
	Oct. 26, 1968	Connecticut	L, 20-27	17,500
7.	Nov. 6, 1965	Holy Cross	W, 27-0	17,400
8.	Nov. 21, 1970	Boston College	L, 10-21	17,200
9.	Sept. 27, 2014 <sup>^</sup>	Bowling Green	L, 42-47	17,000
10.	Dec. 2, 2006*	New Hampshire	W, 24-17	17,000
11.	Nov. 26, 1974	Connecticut	L, 9-10	16,900
12.	Sept. 25, 1971	Dartmouth	L, 7-31	16,700
	Nov. 19, 1966	Boston College	L, 7-14	16,700
14.	Oct. 2, 2008	Delaware	W, 17-7	16,422
15.	Oct. 16, 2010	Richmond	L, 10-11	16,421
16.	Sept. 10, 2004	Colgate	W, 30-20	16,405
17.	Nov. 21, 1998	Connecticut	L, 27-28	16,392
18.	Sept. 11, 2010	Holy Cross	W, 31-7	16,352
19.	Oct. 18, 1969	Rhode Island	W, 21-9	16,200
20.	Oct. 13, 2007	Villanova	W, 32-24 (4OT)	16,174
21.	Sept. 26, 2009	Stony Brook	W, 44-17	16,122
22.	Oct. 21, 1967	Rhode Island	W, 28-24	16,100
	Oct. 16, 1965	Rhode Island	W, 30-0	16,100
24.	Nov. 6, 1982	Boston College	L, 21-34	16,023
25.	Oct. 18, 2008	Richmond	L, 15-30	15,953

\*NCAA Division I-AA Quarterfinal

<sup>^</sup>First game at McGuirk Stadium of FBS era

### YEAR-BY-YEAR AT MCGUIRK STADIUM

YEAR	OVERALL	CONFERENCE
1965	4-1	2-0
1966	4-1	3-0
1967	3-1	2-0
1968	1-4	1-2
1969	2-2	2-0
1970	2-2-1	2-0-1
1971	2-2	1-1
1972	5-0	3-0
1973	3-2	2-1
1974	2-3	2-2
1975	6-0	3-0
1976	1-3	0-2
1977	5-1	3-0
1978	4-2	2-0
1979	4-1	3-0
1980	4-2	2-0
1981	4-1	2-1
1982	4-2	2-0
1983	2-2	2-1
1984	3-3	1-1
1985	4-2	3-1
1986	3-2	2-2
1987	2-3	2-1
1988	4-1	3-1
1989	3-1-1	3-1
1990	5-0	4-0
1991	1-4	1-3
1992	4-1	3-1
1993	6-1	3-1
1994	3-3	3-2
1995	3-2	1-2
1996	4-1	3-1
1997	1-5	1-3
1998	5-1	3-1
1999	4-1	4-0
2000	5-2	3-1
2001	3-3	3-2
2002	5-1	3-1
2003	7-0	5-0
2004	3-2	2-2
2005	4-1	3-1
2006	8-0	4-0
2007	9-0	4-0
2008	4-2	2-2
2009	5-1	3-1
2010	3-2	2-2
2011*	2-2	0-0
2012 <sup>^</sup>	0-0	0-0
2013 <sup>^</sup>	0-0	0-0
2014	1-2	1-2
2015	1-2	1-2
<b>TOTALS</b>	<b>174-83-2</b>	<b>115-47-1</b>

\*No CAA record in 2011 due to transition to FBS level

<sup>^</sup>All home games played at Gillette Stadium

# UMASS FOOTBALL RECORD BOOK

## YEAR-BY-YEAR TEAM HISTORY

YEAR	GP	W-L-T	PCT.	YEAR	GP	W-L-T	PCT.	CONF.	FINISH	SEASON NOTE(S)
1879	1	1-0-0	1.000	1947	8	3-4-1	.438	YC 0-1-1	5th	—
1880	2	0-1-1	.250	1948	8	3-4-1	.438	YC 1-1-0	3rd	—
1881	4	2-1-1	.625	1949	8	3-5-0	.375	YC 1-1-0	4th	—
1882	2	0-2-0	.000	1940s	60	23-33-4	.417	2-3-1	—	—
1883	2	1-1-0	.500	1950	8	3-5-0	.375	YC 1-1-0	3rd	—
1884	3	1-2-0	.333	1951	8	3-4-1	.438	YC 2-0-0	2nd	—
1885	6	3-2-1	.583	1952	8	4-3-1	.563	YC 1-2-0	4th	—
1886	3	2-1-0	.667	1953	8	1-7-0	.125	YC 0-3-0	5th	—
1887	5	2-3-0	.400	1954	8	4-4-0	.500	YC 1-3-0	4th	—
1888	6	2-4-0	.333	1955	8	4-4-0	.500	YC 1-3-0	5th	—
1889	2	2-0-0	1.000	1956	8	2-5-1	.313	YC 1-3-0	5th	—
1880s	35	15-17-3	.471	1957	7	1-5-1	.214	YC 1-2-1	4th	—
1890	5	1-4-0	.200	1958	8	2-6-0	.250	YC 1-3-0	4th	—
1891	7	2-5-0	.286	1959	9	3-5-1	.389	YC 2-2-0	2nd	—
1892	12	4-6-2	.417	1950s	80	27-48-5	.369	11-22-1	—	—
1893	10	1-9-0	.100	1960	9	7-2-0	.778	YC 3-1-0	1st	Yankee Conference Champions
1894	6	3-3-0	.500	1961	9	5-4-0	.556	YC 3-1-0	2nd	—
1895	6	1-5-0	.167	1962	9	6-3-0	.667	YC 4-1-0	2nd	—
1896	4	0-4-0	.000	1963	9	8-0-1	.944	YC 5-0-0	1st	Yankee Conference Champions
1897	8	2-5-1	.313	1964	10	8-2-0	.800	YC 5-0-0	1st	Yankee Conference Champions/Tangerine Bowl
1898	6	1-4-1	.250	1965	9	7-2-0	.778	YC 4-1-0	2nd	—
1899	10	7-3-0	.700	1966	9	6-3-0	.667	YC 5-0-0	1st	Yankee Conference Champions
1890s	74	22-48-4	.324	1967	9	7-2-0	.778	YC 5-0-0	1st	Yankee Conference Champions
1900	10	5-5-0	.500	1968	10	2-8-0	.200	YC 2-3-0	3rd	—
1901	10	9-1-0	.900	1969	9	6-3-0	.667	YC 5-0-0	1st	Yankee Conference Champions
1902	7	2-3-2	.429	1960s	92	62-29-1	.679	41-7-0	—	6 Yankee Conference Titles
1903	9	5-4-0	.556	1970	10	4-5-1	.450	YC 3-1-1	2nd	—
1904	8	5-2-1	.688	1971	9	4-4-1	.500	YC 3-1-1	1st	Yankee Conference Champions
1905	10	3-7-0	.300	1972	11	9-2-0	.818	YC 5-0-0	1st	Yankee Conference Champions/Boardwalk Bowl
1906	9	1-7-1	.167	1973	11	6-5-0	.545	YC 4-2-0	3rd	—
1907	9	5-3-1	.611	1974	11	5-6-0	.455	YC 4-2-0	1st	Yankee Conference Champions
1908	9	3-3-3	.500	1975	10	8-2-0	.800	YC 4-1-0	2nd	—
1909	9	1-6-2	.222	1976	10	5-5-0	.500	YC 3-2-0	2nd	—
1900s	90	39-41-10	.489	1977	11	8-3-0	.727	YC 5-0-0	1st	Yankee Conference Champions
1910	9	1-6-2	.222	1978	13	9-4-0	.692	YC 5-0-0	1st	Yankee Conference Champions/NCAA Title Game
1911	9	2-7-0	.222	1979	10	6-4-0	.600	YC 4-1-0	1st	Yankee Conference Champions
1912	9	2-5-2	.333	1970s	106	64-40-2	.613	40-10-2	—	6 Conference Titles/1 NCAA Berth
1913	7	4-3-0	.571	1980	10	7-3-0	.700	YC 4-1-0	2nd	—
1914	7	2-5-0	.286	1981	9	6-3-0	.667	YC 4-1-0	1st	Yankee Conference Champions
1915	8	4-2-2	.625	1982	11	5-6-0	.455	YC 3-2-0	1st	Yankee Conference Champions
1916	8	2-4-2	.375	1983	11	3-8-0	.273	YC 2-3-0	4th	—
1917		No Team	—	1984	11	3-8-0	.273	YC 1-4-0	5th	—
1918		No Team	—	1985	11	7-4-0	.636	YC 4-1-0	2nd	—
1919	8	5-2-1	.688	1986	11	8-3-0	.727	YC 5-2-0	1st	Yankee Conference Champions
1910s	65	22-34-9	.408	1987	11	3-8-0	.273	YC 2-5-0	5th	—
1920	8	5-2-1	.688	1988	12	8-4-0	.667	YC 6-2-0	1st	Yankee Conference Champions/NCAA First Round
1921	8	3-4-1	.438	1989	11	5-5-1	.500	YC 3-5-0	7th	—
1922	8	5-3-0	.625	1980s	108	55-52-1	.514	32-26-0	—	4 Conference Titles/1 NCAA Berth
1923	7	2-5-0	.286	1990	11	8-2-1	.773	YC 7-1-0	1st	Yankee Conference Champions/NCAA First Round
1924	8	6-1-1	.813	1991	11	4-7-0	.364	YC 3-5-0	4th	—
1925	8	6-2-0	.750	1992	10	7-3-0	.700	YC 5-3-0	3rd	—
1926	7	1-6-0	.143	1993	11	9-2-0	.818	YC 6-2-0	2nd NE	—
1927	8	0-7-1	.063	1994	11	5-6-0	.455	YC 4-4-0	3rd NE	—
1928	8	2-5-1	.313	1995	11	6-5-0	.545	YC 3-5-0	4th NE	—
1929	8	3-4-1	.438	1996	11	6-5-0	.545	YC 4-4-0	3rd NE	—
1920s	78	33-39-6	.462	1997	11	2-9-0	.182	A-10 1-7-0	5th NE	—
1930	9	1-8-0	.111	1998	15	12-3-0	.800	A-10 6-2-0	1st NE	Atlantic 10 Champions/NCAA Champions
1931	9	7-1-1	.833	1999	13	9-4-0	.692	A-10 7-1-0	1st	Atlantic 10 Champions/NCAA Quarterfinals
1932	9	7-2-0	.778	1990s	115	68-46-1	.596	46-34-0	—	3 Conference Titles/3 NCAA Berths
1933	8	5-3-0	.625	2000	11	7-4-0	.636	A-10 5-3-0	3rd	—
1934	9	5-3-1	.611	2001	11	3-8-0	.273	A-10 3-6-0	8th	—
1935	9	5-4-0	.556	2002	12	8-4-0	.667	A-10 6-3-0	3rd	—
1936	8	2-6-0	.250	2003	13	10-3-0	.769	A-10 8-1-0	1st	Atlantic 10 Champions/NCAA First Round
1937	9	1-7-1	.167	2004	11	6-5-0	.545	A-10 4-4-0	2nd North	—
1938	9	3-6-0	.333	2005	11	7-4-0	.636	A-10 6-2-0	2nd North	—
1939	9	2-5-2	.333	2006	15	13-2-0	.867	A-10 8-0-0	1st North	Atlantic 10 Champions/NCAA Title Game
1930s	88	38-45-5	.460	2007	13	10-3-0	.769	CAA 7-1-0	1st North	CAA Champions/NCAA Quarterfinals
1940	9	1-8-0	.111	2008	12	7-5-0	.583	CAA 4-4-0	3rd North	—
1941	8	3-4-1	.438	2009	11	5-6-0	.455	CAA 3-5-0	9th North	—
1942	7	2-5-0	.286	2000s	120	76-44-0	.633	54-29-0	—	3 Conference Titles/3 NCAA Berths
1943		No Team	—	2010	11	6-5-0	.545	CAA 4-4-0	6th	—
1944		No Team	—	2011	11	5-6-0	.450	CAA 0-0-0	N/A*	—
1945	4	2-1-1	.625	2012	12	1-11-0	.083	MAC 1-7-0	6th East	—
1946	8	6-2-0	.750	2013	12	1-11-0	.083	MAC 1-7-0	6th East	—
				2014	12	3-9-0	.250	MAC 3-5-0	5th East	—
				2015	12	3-9-0	.250	MAC 2-6-0	T-6th East	—
				133 yrs	1181	564-566-51	.499	11-23-0	—	22 Titles/8 NCAA Berths/1 NCAA Championship

13-Win Seasons: 1 (2006), 12-Win Seasons: 1 (1998), 11-Win Seasons: 0, 10-Win Seasons: 2 (2003, 2007); 9-Win Seasons: 5 (last in 1999), 8-Win Seasons: 8 (last, 2002); 7-Win Seasons: 11 (last, 2008), Winning Seasons: 61 (last, 2010); .500 Seasons: 9 (last, 1989)

\* No conference record due to transition to Football Bowl Subdivision (FBS)



# UMASS FOOTBALL RECORD BOOK

## HEAD COACHING HISTORY

NO.	NAME	YEARS	GAMES	WON	LOST	TIED	PCT.	CHAMPIONSHIPS
1.	Doctor Weeks	1898	6	1	4	1	.250	—
2.	Fred W. Murphy Brown	1899-1900	20	12	8	0	.600	—
3.	James Halligan	1901-1903	26	16	8	2	.653	—
4.	Matthew Bullock	1904, 1907-1908	26	13	8	5	.596	—
5.	Walter Craig	1905	10	3	7	0	.300	—
6.	George O'Hearn	1906	9	1	7	1	.167	—
7.	J.W. Gage	1909	9	1	6	2	.222	—
8.	W. Gildersleeve	1910	9	1	6	2	.222	—
9.	John Hubbard	1911	9	2	7	0	.222	—
10.	Dr. Arthur Brides	1912-1915	31	12	15	4	.452	—
11.	George Melican	1916	8	2	4	2	.375	—
12.	Harold Gore	1919-1927	70	33	32	5	.507	—
13.	Charles McGeoch	1928-1930	25	6	17	2	.280	—
14.	Mel Taube	1931-1935	44	29	13	2	.682	—
15.	Elbert Carraway	1936-1940	44	9	32	3	.239	—
16.	Walter Hargsheimer	1941-1942, 1946	23	11	11	1	.500	—
17.	Thomas Eck	1945, 1947-1951	44	17	23	4	.432	—
18.	Charlie O'Rourke	1952-1959	64	21	39	4	.359	—
19.	Charles Studley	1960	9	7	2	0	.778	One Yankee Conference (1960)
20.	Vic Fusia	1961-1970	93	59	32	2	.645	Five Yankee Conference (1963, '64, '66, '67, '69)
21.	Dick MacPherson	1971-1977	73	45	27	1	.623	Four Yankee Conference (1971, '72, '74, '77)
22.	Bob Pickett	1978-1983	64	36	28	0	.563	Four Yankee Conference (1978, '79, '81, '82)
23.	Bob Stull	1984-1985	22	10	12	0	.455	—
24.	Jim Reid	1986-1991	67	36	29	2	.552	Three Yankee Conference (1986, '88, '90)
25.	Mike Hodges	1992-1997	65	35	30	0	.538	—
26.	<b>Mark Whipple</b>	<b>1998-2003, 2014-pr.</b>	<b>99</b>	<b>55</b>	<b>44</b>	<b>0</b>	<b>.556</b>	<b>One NCAA (1998), Three Atlantic 10 (1998, '99, '03)</b>
27.	Don Brown	2004-2008	62	43	19	0	.693	One Atlantic 10 (2006), One CAA (2007)
28.	Kevin Morris	2009-2011	33	16	17	0	.580	—
29.	Charley Molnar	2012-2013	24	2	22	0	.083	—
—	No Coach	1879-1897	94	30	58	6	.351	—
<b>TOTAL</b>	<b>—</b>	<b>133 YEARS</b>	<b>1181</b>	<b>564</b>	<b>566</b>	<b>51</b>	<b>.499</b>	<b>ONE NCAA TITLE, 22 CONFERENCE TITLES</b>



# UMASS FOOTBALL RECORD BOOK

## ASSISTANT COACHING HISTORY

ASSISTANT COACH (ALMA MATER)	POSITION	YEARS COACHING	ASSISTANT COACH (ALMA MATER)	POSITION	YEARS COACHING
Ben Albert (Massachusetts '95)	DT, ILB, ST	1996, 2002-03	Kevin Morris (Williams '86)	OC, QB	2004-08
Joe Appelbaum (Yale '90)	WR	2004	Eddy Morrissey (Plymouth State '94)	RC, RB	2004-05
Derrick Arnold (Salisbury State '95)	Ast. DB, TE	2000-02	Tom Mullin (Massachusetts '72)	SV	1976
Jerry Azzinaro (AIC '81)	LB, DC	1992-94, '97	Nick Nicolau (Southern Conn. St.)	RB	1970
Doug Berry (New Hampshire '73)	OL, AC, QB, OC, RB	1981-97	<b>Jason Palermo (Wisconsin '05)</b>	<b>TE</b>	<b>2016-pr.</b>
Art Bittel (Lafayette '91)	DL	1993	Larry Pasquale (Bridgeport)	DB, RB	1971-75
John Bond (Arkansas '85)	OC, QB	2013	Paul Pawlak (Southern Conn. St. '62)	RB, WR	1978-80
Jim Bradley (Ithaca '91)	OLB, DB	1998-2000	Dyran Peake (Catawba '02)	DB	2009-11
Clarence Brooks (Massachusetts '73)	OL, SV, DE	1976-80	Bob Pickett (Maine '59)	DC	1971-77
Don Brown (Norwich '77)	DC, DB	1998-99	Milton Piepel (Notre Dame '40)	DB	1970
Greg Burns (Washington State '95)	DB	2013	Brian Picucci (Syracuse '94)	Ast. O, RGC, OL, OC	1998-99, 2004-11
Jeff Burris (Notre Dame '93)	CB	2012	Roderick Plummer (Washington St. '93)	STC, RB	2012-13
Bryan Butterworth (Sacred Heart '05)	Ast. DB, DB	2007-11	Sidney Powell (Morehouse '98)	Ast. D, DB	1998-99, 2004-05
Matt Cassano (New Hampshire '99)	Ast. OL	2000	Errol Prisby (Cincinnati)	WR, DB	1972-75
Mike Cassano (New Hampshire '94)	RB, WR	1998-2003, '14	Rich Rachel (Parsons College '69)	DB, ST	1996-97
Matthew Chapman (Nichols '04)	Ast. OL	2008-09	Jim Reid (Maine '73)	DB, DL, LB, DC, DE, ILB	1976-85
Stanley Clayton (Penn State '88)	OL	1996-97	Ted Roof (Georgia Tech '87)	DL, RC, DC, LB	1994-96
Liam Coen (Massachusetts '09)	QB, Co-PGC	2014-15	Bradley Sherrod (Duke '93)	DT	1995
Bob Colbert (Maryland '71)	QB	1996, 97	Marcel Shipp (Massachusetts '01)	RB	2014
Ken Conatser (Cincinnati '61)	OL	1971, '77-79	Brian Smith (Massachusetts '01)	LB, WR	2004-06
<b>Steve Costello (Massachusetts '14)</b>	<b>TE</b>	<b>2015-pr.</b>	<b>Darrius Smith (Frostburg State '95)</b>	<b>RB</b>	<b>2015-pr.</b>
Jay Cottone (Norwich '71)	QB	1987	Dave Sollazzo (The Citadel '77)	AHC, DL	2012-15
Brian Crist (Hampden-Sydney '93)	WR, TE	1996-2001, '07-11	Sean Spencer (Clarion '95)	DL, ST	2001-03, '07-08
Joe Cullen (Massachusetts '89)	DL	1991	John Strollo (Boston College '76)	OL	1992-95
Ted Daisher (Western Michigan '77)	S, OLB, STC	2012-14	Allen Suber (Bethune-Cookman '03)	WR	2012-13
<b>Matt Dawson (Massachusetts '01) DB, TE, Ast. DL, OLB, DS, ST</b>		<b>2002-03, '05, '16-pr.</b>	Robert Talley (Boston University '91)	OLB, ST, DE	1992-95
Keith Dudzinski (New Haven '90)	DL, DC, LB	1998-01, '04-10	Steve Telander (Massachusetts '79)	DE, DL	1981-85
Mike Dunbar (Washington '72)	OC, WR, QB, ILB	1984-86	Steve Tirrell (Plymouth State '89)	DL, ST	2004-06, '09-10
Tim Dwyer (Northeastern '04)	Ast. OL	2005	Mike Van Diest (Wyoming '75)	DL	1986
Phil Elmastian (William & Mary '74)	DC, LB	2012-13	Shane Waldron (Tufts '02)	TE, RC, OL	2012-15
Gary Emanuel (Plymouth State '82)	OLB	1986-87	<b>Charles Walker (Massachusetts '08)</b>	<b>OLB, ILB</b>	<b>2014-pr.</b>
Bobby Erhardt (Westfield State '88)	TE, WR	1992	Mike Ward (Wartburg '82)	WR	1985
Guido Falbo (Central Conn. St. '97)	TE, RB, RC, OC, OG	2004-10	<b>Spencer Whipple (Miami [Fla.] '12)</b>	<b>TE, RC, WR, Co-PGC</b>	<b>2014-pr.</b>
Kevin Faulkner (New Mexico Highlands '79)	OLB	1984-85	Gerard Wilcher (Morehouse '92)	OLB, WR	1997-2000
William Fesperman (Duke '56)	DL	1970	Mike Wood (McDaniel '01)	TE, RB	2006-10
George Flood (Springfield '53)	OC	1971-75	<b>Scott Woodward (Massachusetts '09)</b>	<b>QB</b>	<b>2016-pr.</b>
<b>Mike Foley (Colgate '78)</b>	<b>OL</b>	<b>2016-pr.</b>	John Zamberlin (Pacific Lutheran '79)	ILB	1987-90
Frank Forcucci (New Haven '87)	DT, LB, OLB	1999-2003			
Mark Gallagher (Holy Cross '91)	WR, TE, WR	1994-95			
Jerry Gordon (Massachusetts '82)	RB, RC, DE	1992-97			
Paul Gorham (New Hampshire '84)	RC, OL, WR	1999-2003			
Robert Graham (Penn '50)	DL	1970			
Bob Harris (Purdue)	DL, OL	1971-75			
Mike Heslin (Bates '83)	TE	1985			
Mike Hodges (Maine '67)	DB, DC	1978-91			
Dave Hoover (California State-LA '80)	RC, OL	1998			
Ron Hudson (Muskingum College '87)	RGC, OL	2012			
Dave Johnson (West Virginia '83)	OL, RGC	2013			
Brian Jones (Connecticut '81)	OLB, WR	1989-90			
Bob Karmelowicz (Bridgeport '72)	OL	1980			
George Karras (Villanova '55)	OL	1970			
Kevin Karwath (Canisius '81)	QB	1984			
David Kelley (Massachusetts '65)	FR	1970			
Mike Kruczek (Boston College '75)	OC, QB	2012			
Terry Lantz (Louisville '91)	DB	1994-95			
Tyler Lauback (Massachusetts '01)	OL	2002			
Bob Lord (Colorado State '56)	OL	1972-73			
Chris Malone (Virginia Tech '96)	TE, OL	2001-03			
<b>Tom Masella (Wagner '80)</b>	<b>DC, DB</b>	<b>2002-03, 2014-pr.</b>			
Bill Maxwell (Massachusetts '60)	WR, FR, OC	1971-77			
Bob McConnell (Maine '73)	OC, OB, RC, RB	1981-90			
Bill McGovern (Holy Cross '85)	DB	1987-90, '92-93			
Neil McGrath (Boston University '81)	DC, DL	2000-01			
<b>Mark Michaels (Connecticut '86)</b>	<b>LB, STC</b>	<b>1998, 2015-pr.</b>			
Damian Mincey (New Haven '01)	Ast. LB / TE	2006-11			
Stephen Militello (Northeastern '05)	Ast. DL	2006-07			
Tyler Moody (Centre College '08)	Ast. OL	2010			

### POSITION KEY

AC - Academic Coordinator  
 Ast. DB - Assistant Secondary  
 Ast. D - Defensive Assistant  
 Ast. DL - Assistant Defensive Line  
 Ast. O - Offensive Assistant  
 Ast. OL - Assistant Offensive Line  
 Co-PGC - Co-Passing Game Coordinator  
 DB - Secondary (Defensive Backs)  
 DC - Defensive Coordinator  
 DE - Defensive Ends  
 DL - Defensive Line  
 DS - Defensive Specialties  
 DT - Defensive Tackles  
 FR - Freshman Team  
 ILB - Inside Linebackers  
 LB - Linebackers  
 OC - Offensive Coordinator  
 OL - Offensive Line  
 OLB - Outside Linebackers  
 QB - Quarterbacks  
 RC - Recruiting Coordinator  
 RGC - Run Game Coordinator  
 RB - Running Backs  
 ST - Special Teams  
 STC - Special Team Coordinator  
 SV - Sub-Varsity Team  
 TE - Tight Ends  
 WR - Wide Receivers

# UMASS FOOTBALL RECORD BOOK

## TEAM CHRONOLOGY THROUGH THE YEARS

**Fall, 1878:** Francis Codman '80, the "Father of Massachusetts Agricultural College Football," organizes the initial Aggie team, although no games are played.

**Nov. 22, 1879:** Massachusetts Agricultural College (M.A.C.) plays its first football game, defeating the freshman team from cross-town rival Amherst College, 4-0, on Alumni Field. The game was the only one of the season for the Aggies, giving them their first undefeated season.

**Nov. 13, 1880:** The first road game for the Aggies is a 0-0 tie at Amherst College.

**Nov. 4, 1885:** M.A.C. and Amherst College meet for the fourth time in the 1885 season. The Aggies win the four-game set, 2-1-1.

**Nov. 22, 1889:** The Aggies complete their second undefeated season with a 2-0 record. Both wins come over Williston Academy.

**Sept. 25, 1897:** Doctor Weeks, an 1897 graduate of the University of Pennsylvania where he was a regular quarterback, becomes the first M.A.C. football coach. The volunteer mentor loses his first game, 4-0 at Holy Cross, and posts a 1-4-1 mark in his only season as coach.

**Nov. 6, 1897:** The first-ever meeting between Massachusetts and Connecticut takes place, with M.A.C. winning the game, 36-0.

**Sept. 28, 1901:** James Halligan, former captain of the 1899 squad, leads the Aggies to a 17-0 victory at Holy Cross. Halligan becomes the first full-time seasonal football coach in school history.

**Oct. 14, 1903:** The first-ever meeting between Massachusetts and Rhode Island takes place, with the Aggies prevailing, 46-0. Massachusetts has faced Rhode Island 86 times, more than any other school.

**Oct. 9, 1915:** M.A.C. plays its first game at "New" Alumni Field, defeating Colby, 26-0.

**Oct. 2, 1920:** Massachusetts picks up its 100th win in school history, defeating Connecticut, 28-0.

**March 26, 1931:** Massachusetts Agricultural College becomes Massachusetts State College.

**Sept. 26, 1931:** Mel Taube coaches his first game against Cooper Union, leading the Aggies to a 50-0 victory. Taube goes on to earn a .682 winning percentage (29-13-2 record). The game marks the first collegiate appearance by Lou Bush, who runs for three touchdowns on the afternoon.

**Nov. 14, 1931:** The Aggies defeat Wagner, 77-0, behind a school-record five touchdowns by Lou Bush. The margin of victory is still tied for the largest ever by Massachusetts.

**Nov. 21, 1931:** Lou Bush finishes the season with a then-school record 127 points to lead the nation in scoring. Bush goes on to win the national scoring title again in 1932 with 114 points.

**Sept. 24, 1932:** Lou Bush matches his school record by rushing for five touchdowns against Cooper Union, leading the Aggies to a 50-0 victory.

**Nov. 5, 1937:** Massachusetts loses at Coast Guard, 7-6, in the first-ever night game for the Aggies.

**Dec. 3, 1946:** The Yankee Conference is created. Massachusetts is a charter member, along with Rhode Island, Connecticut, Maine, New Hampshire and Vermont.

**May 7, 1947:** Massachusetts State College becomes the University of Massachusetts.

**Oct. 18, 1947:** UMass hosts Rhode Island in its first-ever Yankee Conference game. Rhode Island wins the contest, 20-13.

**Jan. 16, 1948:** UMass changes its team nickname from the Aggies to the Redmen.

**Oct. 30, 1948:** The Redmen win their first Yankee Conference game, 33-0, at home against Vermont.

**Sept. 27, 1952:** UMass wins its 200th game in school history, posting a 39-6 win over Bates in Amherst.

**Nov. 15, 1952:** UMass travels to Tufts and wins 32-0 in the first televised game in school history.

**Nov. 12, 1960:** UMass earns a share of its first Yankee Conference championship with a 35-15 win over New Hampshire.

**Sept. 30, 1961:** Vic Fusia coaches his first game at Massachusetts, leading the Redmen to a 21-12 victory over American International College (AIC). Fusia goes on to become the school's all-time winningest coach with 59 victories.

**Nov. 22, 1961:** Maine defeats UMass, 10-7, for the Yankee Conference championship in a game postponed from Sept. 23 because 22 members of the UMass team had been struck with an illness.

**Sept. 21, 1963:** UMass surrenders a touchdown to Maine in a 14-7 win over the Black Bears. It would be the only touchdown the Redmen allowed all season.

**Nov. 16, 1963:** The Redmen clinch their first outright Yankee Conference title with a 48-2 victory over New Hampshire. The win also closes out the team's third and most recent undefeated season (8-0-1).

**Nov. 14, 1964:** UMass defeats New Hampshire, 47-0, to clinch its second straight and third overall Yankee Conference title. Vic Fusia is named New England Football Coach of the Year, while quarterback Jerry Wheelchel receives the George Bulger Lowe Award from the Gridiron Club of Boston as New England's most outstanding player.

**Dec. 12, 1964:** UMass plays in its first-ever postseason game, the Tangerine Bowl. After leading East Carolina, 13-0, the Redmen tire late in the game and fall 14-13.

**Sept. 25, 1965:** UMass defeats American International College (AIC), 41-0, in the first game ever at Alumni Stadium.

**Oct. 16, 1965:** UMass defeats Rhode Island, 30-0, in the official dedication game of Alumni Stadium.

**Oct. 30, 1965:** Greg Landry throws for a then-UMass record 300 yards to lead the Redmen to a 41-6 victory over Vermont. Landry goes on to lead the team in passing in all three of his years (1965-1967), and lead the squad in rushing and scoring in 1965 and 1967. His quarterback efficiency rating of 145.4 (at least 150 attempts) in 1965 sets a school record that stood until Liam Coen's 2006 season numbers (160.5 rating).

**Nov. 27, 1965:** Milt Morin becomes the first UMass player to be drafted in the first round when the Cleveland Browns select the all-American tight end as their number one pick in the 1966 NFL Draft.

**Nov. 12, 1966:** UMass defeats New Hampshire, 14-7, to claim its fourth Yankee Conference title.

**Nov. 18, 1967:** The Redmen earn their fifth Yankee Conference championship with a 14-13 victory at New Hampshire.

**Jan. 30, 1968:** Greg Landry is chosen as the 11th overall pick by the Detroit Lions in the first round of the 1968 NFL Draft. Landry's selection still remains the highest draft pick by a UMass football player in school history.

**Nov. 15, 1969:** UMass defeats New Hampshire 48-7 to earn its sixth Yankee Conference championship.

**Sept. 18, 1971:** Dick MacPherson coaches his first game at UMass, defeating Maine 13-0. MacPherson goes on to lead UMass to four Yankee Conference championships in his seven-year tenure.

**Nov. 13, 1971:** The Redmen earn a piece of their seventh Yankee Conference title with a 38-20 victory at New Hampshire.

**Spring, 1972:** UMass changes its nickname from the Redmen to the Minutemen.

**Nov. 18, 1972:** The Minutemen defeat New Hampshire 42-7 to claim their eighth Yankee Conference title.

**Nov. 25, 1972:** In front of an Alumni Stadium record 20,000 fans, the Minutemen post a 28-7 win over arch-rival Boston College.

**Dec. 9, 1972:** UMass defeats California-Davis 35-14 at the Boardwalk Bowl in Atlantic City, N.J., to win its first postseason game.

**Sept. 15, 1973:** The Minutemen win the 300th game in school history, defeating Villanova 21-20.

**Nov. 16, 1974:** The Minutemen defeat New Hampshire 27-17 to earn a share of their ninth Yankee Conference title.

**Oct. 23, 1976:** Brian McNally throws for a then-school record 389 yards against Connecticut in a 28-6 loss.

**Nov. 12, 1977:** UMass claims its 10th Yankee Conference title with a 19-6 win at New Hampshire.

# UMASS FOOTBALL RECORD BOOK

## TEAM CHRONOLOGY THROUGH THE YEARS

**Nov. 19, 1977:** The Minutemen conclude the 1977 regular season with a 34-7 loss at Boston College. The 30,846 fans in attendance marked the biggest crowd to watch a UMass football game until 2002.

**Nov. 26, 1977:** Lehigh defeats UMass, 30-23, in the first round of the NCAA Division II Playoffs at McGuirk Alumni Stadium, despite a spirited second-half surge by the Minutemen. The contest was the first postseason football game played in Amherst and marked Dick MacPherson's last game as head coach of the Minutemen.

**Nov. 18, 1978:** The Minutemen earn their 11th Yankee Conference title with a 34-7, victory over New Hampshire.

**Dec. 9, 1978:** UMass overpowers previously unbeaten and top-ranked Nevada-Reno, 44-21, in the NCAA Division I-AA semifinals at MacKay Stadium in Reno. The Minutemen's victory marked the first NCAA Division I-AA playoff win in school history.

**Dec. 16, 1978:** UMass falls to Florida A&M, 35-28, in the first-ever Division I-AA championship game. The Minutemen, under first-year coach Bob Pickett, win the Lambert Cup as the best team in the East.

**Nov. 17, 1979:** The Minutemen claim a share of their 12th Yankee Conference title with a 29-0 win at New Hampshire.

**Nov. 14, 1981:** UMass defeats New Hampshire 20-9 to earn a piece of its 13th Yankee Conference championship.

**Nov. 13, 1982:** The Minutemen claim a share of their 14th Yankee Conference title with a 27-0 victory over New Hampshire.

**Nov. 20, 1982:** Garry Pearson rushes for a then-UMass single-game record 288 yards in the final game of his collegiate career, a 29-13 victory over American International College (AIC).

**Nov. 3, 1984:** Alumni Stadium is renamed Warren P. McGuirk Alumni Stadium in honor of the late UMass Athletic Director during whose tenure the stadium was built.

**Nov. 22, 1986:** UMass loses to Connecticut 20-17, but claims a share of its 15th Yankee Conference championship.

**Nov. 19, 1988:** The Minutemen win a wild 64-42 shootout at New Hampshire to earn their 16th Yankee Conference title and first outright league championship in 10 years.

**Nov. 4, 1989:** UMass picks up its 400th win in school history, defeating Richmond 17-14.

**Nov. 10, 1990:** UMass defeats Villanova 3-0 to claim its league-leading 17th Yankee Conference title.

**Sept. 12, 1992:** UMass falls to Delaware 33-13 in the 900th game in school history, and the first for Mike Hodges as head coach. The Minutemen rebound to win seven straight games, and Hodges is named New England Coach of the Year.

**Oct. 1, 1994:** Rene Ingoglia rushes for a then-UMass and Yankee Conference single-game record 313 yards in a 22-12 victory over Rhode Island at McGuirk Alumni Stadium.

**Oct. 7, 1995:** Rene Ingoglia becomes the all-time leading rusher in school history in a 32-29 loss to New Hampshire at McGuirk Alumni Stadium. Ingoglia surpasses Garry Pearson's previous mark of 3,859 career yards.

**Nov. 11, 1995:** Frank Alessio rushes for a UMass and Yankee Conference single-game record 337 yards and three touchdowns in the Minutemen's 28-23 victory at Boston University.

**Nov. 18, 1995:** Rene Ingoglia closes out his collegiate career by becoming the all-time leading rusher in Yankee Conference history in a 20-7 loss at UConn. Ingoglia finishes with 4,624 career rushing yards, which ranked among the top-25 in Division I-AA at the time.

**June 3, 1996:** The Yankee Conference announces its 50th anniversary all-time team. UMass led the way with a league-high six players named to the 26-man squad. Quarterback Greg Landry (1965-67), running back Rene Ingoglia (1992-95), offensive lineman Bill Durkin (1990-93), offensive lineman Bruce Kimball (1975-78), defensive lineman Brian Corcoran (1991-94) and defensive lineman Ed McAleney (1972-75) are selected.

**Oct. 5, 1996:** Jim Pizano runs 96 yards for a touchdown at Rhode Island, marking the longest run in school history. The rush eclipsed a mark that had stood for over 68 years, when Fred Ellert scampered 95 yards at Tufts on Nov. 27, 1928.

**Nov. 16, 1996:** The Miracle at McGuirk. Jeff Smith hits Erik Henry on a 20-yard touchdown strike with 31 seconds remaining to complete a 20-point fourth quarter comeback and lead UMass to a 39-38 victory over Connecticut in the final game in Yankee Conference history. The comeback is the greatest in school history.

**July 1, 1997:** The Atlantic 10 Football Conference officially takes over operation of the Yankee Conference, marking the end of a 50-year football legacy but the beginning of a new era in collegiate football. In the Yankee Conference's history, UMass won more league titles (17) and games (160) than any other conference member.

**Aug. 30, 1997:** UMass falls to Richmond 21-6, in a game that marks the official kickoff of the Atlantic 10 Football Conference. Commissioner Linda Bruno is on hand to perform the ceremonial coin flip prior to the start of the game.

**Oct. 31, 1998:** Quarterback Todd Bankhead throws for 274 yards in a 27-26 victory over New Hampshire to break the UMass single-season passing record in only the eighth game of the season. Bankhead, who would finish the year with 3,919 yards, also broke school single-season records for completions (303), attempts (525), touchdowns (34) and total offense (3,756).

**Nov. 14, 1998:** Marcel Shipp rushes for 270 yards in a 55-34 victory over Maine, to break Garry Pearson's UMass single-season rushing record. Shipp finished the year with 2,542 yards, while also breaking school single-season records for carries (428) and all-purpose yards (3,032).

**Nov. 21, 1998:** Jimmy Moore caught nine passes for 172 yards in a 28-27 loss to Connecticut, breaking the school single-season record for receptions. Moore totaled 92 catches on the year and broke UMass single-season records for receiving yards (1,494) and receiving touchdowns (16).

**Nov. 28, 1998:** The Minutemen jumped out to a 21-0 lead in the second quarter and held on for a 21-19 victory at McNeese State in the first round of the NCAA I-AA playoffs. Freshman Kevin Quinlan, who played in place of an injured Marcel Shipp, rushed for 147 yards as UMass knocked off the 1997 NCAA runner-up.

**Dec. 5, 1998:** UMass records the first home postseason victory in school history with a 27-21 win over Lehigh at Warren McGuirk Alumni Stadium. Todd Bankhead throws for 270 yards to lead the offense, while the defense stops the Mountain Hawks on fourth and goal in the final two minutes to preserve the victory in the NCAA quarterfinals.

**Dec. 12, 1998:** The Minutemen advance to the NCAA championship game for the second time in school history with a 41-31 win at Northwestern State (La.). UMass trailed 24-21 entering the fourth quarter, before Todd Bankhead hit Matt Jordan with a 49-yard touchdown pass to ignite a 20-0 run and propel the Minutemen to victory.

**Dec. 19, 1998:** UMass downs top-ranked and previously-unbeaten Georgia Southern, 55-43 in the NCAA championship game, played in Chattanooga, Tenn. The defense forced the Eagles into seven turnovers on the day, allowing the Minutemen to take control of the game early. Marcel Shipp led the offense by rushing for a then-championship game record 244 yards on 35 carries, while Kole Ayi had 16 tackles, three fumble recoveries and two forced fumbles. In addition to winning its first-ever NCAA I-AA championship, UMass earned the Lambert Cup for the second time in school history.

**Oct. 30, 1999:** Todd Bankhead completed 16 of 27 passes for 322 yards and two touchdowns in a 31-9 victory over Rhode Island, breaking all-time UMass records for passing yards and attempts in the process. Bankhead finishes his career as UMass' all-time leader in passing yards (7,018), completions (561), attempts (931), touchdown passes (51) and total offense (6,821 yards).

**Nov. 6, 1999:** Adrian Zullo caught 11 passes for 210 yards and a touchdown in a 33-6 victory at Richmond to break the UMass single-game record for receiving yards. Zullo totaled 179 receiving yards in the first half alone, and shattered Milt Morin's old record of 181 yards, set against Vermont in 1965. Zullo also tied the single-game record for receptions with 11, a mark which he had also achieved earlier in the season against New Hampshire.

**Nov. 13, 1999:** Marcel Shipp rushed for 210 yards and three touchdowns on 35 carries in a 25-16 victory at William & Mary to break the all-time UMass record for career rushing yards. Shipp bested Rene Ingoglia's old mark of 4,624 yards and went on to finish his career with 6,250 yards.



# UMASS FOOTBALL RECORD BOOK

## TEAM CHRONOLOGY THROUGH THE YEARS

**Nov. 20, 1999:** The Minutemen destroyed arch-rival Connecticut 62-20 at McGuirk Stadium in the Huskies last game as a I-AA school and claimed their 18th Atlantic 10 Conference title in the process. Marcel Shipp rushed for three touchdowns in the victory to break Rene Ingoglia's single-season record of 19. Shipp went on to finish the season with 24 rushing scores.

**Nov. 27, 1999:** Marcel Shipp scored on a one-yard touchdown run in overtime to propel the Minutemen to a dramatic, 30-23 victory at eighth-ranked Furman in the first round of the NCAA I-AA playoffs. In the win, Adrian Zullo caught 10 passes for 121 yards and a touchdown.

**Dec. 4, 1999:** The Minutemen stayed close in to the fourth quarter, but came up just short in a 38-21 loss at second-ranked Georgia Southern in the quarterfinals of the NCAA I-AA playoffs. In the game, Adrian Zullo broke the UMass career records for catches and receiving yards. Zullo finished his career as the all-time school leader in receptions (187), receiving yards (2,892) and receiving touchdowns (32).

**Aug. 31, 2000:** In the first-ever night game at McGuirk Alumni Stadium, the Minutemen down William & Mary, 36-16. The game was the first ever for UMass under the lights in Amherst.

**Oct. 28, 2000:** Kole Ayi makes 13 solo stops in a 24-16 loss at New Hampshire to become the all-time UMass leader in career unassisted tackles. Ayi went on to end his career with 330 solo tackles and earned third all-time on the school list for total tackles with 478.

**Nov. 18, 2000:** Marcel Shipp rushed 36 times for 156 yards and four touchdowns to lead the Minutemen to a 29-21 victory at Rhode Island in the final game of his collegiate career. Shipp capped his four years at UMass with 6,250 rushing yards to become the all-time leading rusher in the history of the Atlantic 10 Conference. He also set the school career records for carries (1,215), rushing touchdowns (58), all-purpose yards (7,759), points scored (378) and touchdowns scored (63).

**Sept. 28, 2002:** The Minutemen drop their game at North Carolina State, ranked No. 17 in Division I-A (FBS). The 51,221 fans in attendance marked the biggest crowd to witness a UMass football game to that point.

**Nov. 22, 2003:** UMass defeats Rhode Island, 31-17 at McGuirk Stadium to claim a share of its 19th Atlantic 10 Conference title. With the win, the Minutemen also set a school record for regular season victories with 10, while posting seven home wins in a year for the first time.

**Feb. 9, 2004:** Don Brown was named UMass new head coach as former coach Mark Whipple left to become quarterbacks coach with the Pittsburgh Steelers of the NFL.

**Sept. 11, 2004:** UMass hosts its second night game in school history at McGuirk Stadium. The Minutemen down Colgate, 30-20 in a rematch of the 2003 NCAA playoff game.

**Oct. 16, 2004:** UMass picks up its 500th win in program history with a 38-21 victory at New Hampshire. Steve Baylark tallied the game's Bill Knight MVP Award as he ran for a then-career-high 192 yards.

**Sept. 17, 2005:** UMass sets a Division I-AA record and ties the all-time football mark with three safeties in a 40-0 win over Albany in the third all-time night game at McGuirk Stadium.

**Oct. 7, 2006:** UMass won back-to-back contests by the score of 48-7 beating William & Mary. The Minutemen also beat Stony Brook by the same score on Sept. 24. The last time UMass won consecutive games by the same score -- was also 48-7 and also separated by a bye week, back in 1969. UMass beat Vermont and New Hampshire, 48-7 on Nov. 1 and 15, 1969.

**Oct. 28, 2006:** Steve Baylark became the third player in I-AA/FCS history to gain 1,000 rushing yards in four consecutive seasons with 152 yards in a 7-0 win at Northeastern in a rain storm. Baylark joined Jerry Azumah (New Hampshire, 1995-98) and Adrian Peterson (Georgia Southern, 1996-99).

**Nov. 11, 2006:** UMass clinched the Atlantic 10 Championship and the league's automatic qualifier for the NCAA Tournament with a 10-9 win over Maine. The Minutemen claimed the win as the Black Bears missed an extra point with 1:44 left in regulation.

**Nov. 18, 2006:** On Senior Day, UMass posted a perfect 8-0 record in the Atlantic 10 with a 22-16 win over Hofstra at McGuirk Stadium. The 8-0 record gave UMass the league's first undefeated record since Villanova in 1997.

**Dec. 2, 2006:** In the NCAA Division I-AA Quarterfinals, UMass advanced to the National Semifinals for the first time since winning the title in 1998 with a 24-17 victory over No. 9 New Hampshire. The dramatic win came before a sell-out crowd of 17,000 at McGuirk Stadium. It was the first sell-out since Sept. 8, 1973 when 18,100 jammed McGuirk prior to fire codes. It was the ninth-largest in program history.

**Dec. 8, 2006:** UMass advanced to its third NCAA Division I-AA/FCS Championship Game with a 19-17 win at No. 2 Montana before a sell-out crowd of 23,454 and national-television audience on ESPN2. Kicker Chris Koepplin converted the game-winning field goal from 43-yards out with 13:25 left in the fourth to put UMass ahead, 19-17. Steve Baylark had 245 all-purpose yards and two rushing touchdowns.

**Dec. 15, 2006:** UMass falls to No. 1 Appalachian State in the first FCS Division I Championship Game, formerly I-AA, 28-17 in Chattanooga, Tenn.

**March 1, 2007:** The Colonial Athletic Association (CAA) assumed operational control of the Atlantic 10 Football Conference. All 12 teams remained in the league, which was under its third governance, beginning with the Yankee Conference in 1947.

**Oct. 13, 2007:** UMass beat Villanova in quadruple overtime, 32-24, at McGuirk Alumni Stadium. The game equaled the longest overtime game in program history. UMass lost to Richmond, 52-51 in four overtimes on Sept. 19, 1987.

**Nov. 3, 2007:** Quarterback Liam Coen became UMass' career passing yardage leader with 191 yards in a 27-7 win over rival No. 14 New Hampshire. He broke Todd Bankhead's mark of 7,018 with an eight-yard pass to Ian Jorgensen in the third quarter. The win also clinched a second straight conference North division title for the Minutemen.

**Nov. 24, 2007:** UMass piled up 649 yards of total offense, the second-most in a game in school history, during an NCAA First Round win over Fordham, 49-35 at McGuirk Stadium. In the triumph, Liam Coen set a then-school record for passing yards in a game with 419, breaking Matt Guice's previous mark of 401 earned in 2001.

**Sept. 20, 2008:** UMass football played before the largest crowd ever to watch a school team in action to that point as the Minutemen lost at No. 10 Texas Tech before 53,190 individuals.

**Nov. 22, 2008:** Don Brown coached his last game at UMass in leading the Minutemen to a 28-14 win over Hofstra. That game made the 2008-09 UMass senior class the winningest four-year group in the history of the program with a 37-14 record.

**Jan. 19, 2009:** Kevin Morris was named the 28th head coach in UMass football history. Morris spent the previous five years as the Minutemen's offensive coordinator.

**Sept. 18, 2010:** UMass football plays before the largest crowd in school history for any sport, at Michigan Stadium. The Minutemen battle hard in a 42-37 loss to the then-No. 20 Wolverines before 110,187 people.

**Oct. 23, 2010:** UMass played the first-ever college football game at Gillette Stadium as the Minutemen and New Hampshire battled in the Colonial Clash.

**Nov. 19, 2011:** UMass plays its final game at the Football Championship Subdivision (FCS/I-AA). The Minutemen fall, 34-17 to James Madison.

**Dec. 8, 2011:** Charley Molnar is named head coach for UMass' first season as a member of the Football Bowl Subdivision and of the Mid-American Conference. Molnar is introduced to fans and media in a press conference at Gillette Stadium in Foxboro, Mass.

**Aug. 30, 2012:** UMass falls at Connecticut, 37-0 in its first-ever game as an FBS team. It marked the first time the two teams had played since UMass defeated the Huskies 62-20 during the 1999 season - the last game for UConn at the I-AA (FCS) level.

**Nov. 10, 2012:** UMass picks up its first win as an FBS program and its first conference win as a member of the MAC with a 22-14 victory at Akron. UMass forced four interceptions, blocked a punt, scored three field goals and pinned three consecutive punts inside the five-yard line as defense and special teams highlighted the win.

**April 26, 2013:** Ground is officially broken as dignitaries from around the Commonwealth of Massachusetts visit the construction site of the UMass Football Performance Center - the home for football at McGuirk Stadium.

# UMASS FOOTBALL RECORD BOOK

## TEAM CHRONOLOGY THROUGH THE YEARS

**April 27, 2013:** Michael Cox is the first Minuteman selected in the NFL Draft since the team's elevation to FBS competition. Cox goes to the New York Giants in the seventh round.

**June 10, 2013:** Brothers and business partners Martin and Richard Jacobson pledge \$2.5 million to the athletic department for the naming rights of the new football press and skybox. The addition to McGuirk Stadium will be named the Martin And Richard Jacobson Press And Skybox Complex.

**July 10, 2013:** On July 10, Colter Johnson becomes the first UMass football player named to a major FBS preseason "Watch List" as he is a nominee for the Ray Guy Award as the nation's top punter. A day later, Anthony Dima is named to the Outland Trophy Watch List honoring the nation's top interior lineman.

**January 14, 2014:** Mark Whipple is introduced as the new head coach of the UMass Football program. Whipple, who previously served as head coach from 1998-2003, returns to Amherst after spending time in the NFL and at the University of Miami.

**May 10, 2014:** Rob Blanchflower makes it back-to-back FBS seasons with a Minuteman taken in the NFL Draft when the Pittsburgh Steelers take Blanchflower in the seventh round.

**Sept. 20, 2014:** UMass football returns to McGuirk Stadium in historic fashion as Blake Frohnapfel throws for a school-record 589 yards in a 47-42 loss to Bowling Green. A capacity crowd of 17,000 cheer on the Minutemen during the first football game on-campus since the 2012 season.

**Oct. 11, 2014:** The Minutemen win their first game since Whipple's return to the helm of the program, 40-17, at Kent State. Frohnapfel tosses three touchdown passes in the win.

**Oct. 11, 2014:** With the 40-point effort against Kent State, UMass records 40 or more points in three consecutive games for the first time since the 1972 season. The program also accomplished this same feat during the 1963 campaign.

**Dec. 10, 2015:** Wide receiver **Tajae Sharpe** is named a Walter Camp Football Foundation Second Team All-American, the first-such award for a Minuteman during the FBS era. Sharpe set Massachusetts records for single-game receptions (15), single-season receptions (111), career receptions (277) and career receiving yards (3,486).

## MILESTONE GAMES

MILESTONE	OPPONENT	DATE	RESULT
First game	Amherst College	Nov. 22, 1879	W, 4-0
100th game	Worcester Polytechnic Institute	Nov. 12, 1898	L, 11-0
200th game	at Springfield College	Nov. 13, 1909	L, 18-6
300th game	at Worcester Polytechnic Institute	Oct. 18, 1924	W, 54-13
400th game	Worcester Polytechnic Institute	Oct. 24, 1936	L, 7-0
500th game	at Bates College	Sept. 29, 1951	W, 21-7
600th game	at Harvard	Sept. 28, 1963	T, 0-0
700th game	Rhode Island	Oct. 20, 1973	L, 35-41
800th game	at Toledo	Sept. 10, 1983	L, 45-13
900th game	at Delaware	Sept. 12, 1992	L, 33-13
1,000th game	at New Hampshire	Oct. 28, 2000	L, 24-16
1,100th game	Hofstra	Nov. 22, 2008	W, 28-14
500th win	at New Hampshire	Oct. 16, 2004	W, 38-21
First postseason game	East Carolina (Tangerine Bowl)	Dec. 12, 1964	L, 13-14
First NCAA D-IAA National Championship	Georgia Southern	Dec. 19, 1998	W, 14-13
First Yankee Conference game	Rhode Island	Oct. 18, 1947	L, 20-13
100th Yankee Conference game	Vermont	Oct. 7, 1972	W, 33-14
100th Yankee Conference win	Boston University	Oct. 24, 1981	W, 30-24
200th Yankee Conference game	New Hampshire	Nov. 18, 1989	W, 34-28
First Atlantic 10 Conference game	Richmond	Aug. 30, 1997	L, 21-6
First Colonial Athletic Association (CAA) game	Towson	Sept. 15, 2007	W, 36-13
First McGuirk Stadium game	American International College (AIC)	Sept. 25, 1965	W, 41-0
100th McGuirk Stadium game	Connecticut	Nov. 3, 1984	L, 21-16
100th McGuirk Stadium win	Northeastern	Nov. 5, 1994	W, 27-24
200th McGuirk Stadium game	Delaware	Nov. 2, 2002	W, 17-7
First McGuirk Stadium night game	William & Mary	Aug. 31, 2000	W, 36-16
Final FCS/1-AA game	James Madison	Nov. 19, 2011	L, 34-17
First game as FBS program	Connecticut	Aug. 30, 2012	L, 37-0
First win as an FBS program	Akron	Nov. 10, 2012	W, 22-14



# UMASS FOOTBALL RECORD BOOK

## GAME RESULTS BY SEASON

### 1879 (1-0)

**Coach: No Coach**

**Capt: Fred P. Taylor**

Nov. 22	Amherst College	W 4-0	---
---------	-----------------	-------	-----

### 1880 (0-1-1)

**Coach: No Coach**

**Capt: Arthur Whittaker**

Nov. 10	Williston Academy	L 8-10	---
Nov. 13	at Amherst College	T 0-0	---

### 1881 (2-1-1)

**Coach: No Coach**

**Capt: James S. Williams**

Oct. 15	at Williston Academy	W n/a	---
Oct. 22	at Amherst College	T 0-0	---
Oct. 31	at Wesleyan	W 36-0	---
Nov. 12	M.I.T.	L 0-8	---

### 1882 (0-2)

**Coach: No Coach**

**Capt: Walter P. Mayo**

Nov. 2	Amherst College	L 4-12	---
Nov. 9	at Wesleyan	L 0-60	---

### 1883 (1-1)

**Coach: No Coach**

**Capt: Charles Hermes**

Nov. 7	at Williston Academy	L 0-14	---
Nov. 21	at Amherst College	W 9-8	---

### 1884 (1-2)

**Coach: No Coach**

**Capt: Winfred Ayres**

Oct. 11	at Wilbraham Academy	W 8-0	---
Oct. 18	at Williston Academy	L n/a	---
Oct. 29	at Amherst College	L 0-13	---

### 1885 (3-2-1)

**Coach: No Coach**

**Capt: Winfred Ayres**

Oct. 3	Amherst College	W 4-0	---
Oct. 5	at Amherst College	T 0-0	---
Oct. 7	Amherst College	W 12-0	---
Oct. 24	at Wesleyan	L 0-80	---
Oct. 31	at Williston Academy	W 42-12	---
Nov. 4	at Amherst College	L 0-8	---

### 1886 (2-1)

**Coach: No Coach**

**Capt: Charles Watson**

Oct. 13	Amherst College	L 5-15	---
Oct. 20	at Williston Academy	W 7-6	---
Nov. 8	at Tufts	W 6-5	---

### 1887 (2-3)

**Coach: No Coach**

**Capt: Boye L. Shiner**

Oct. 8	Williston Academy	W 17-10	---
Oct. 15	at Trinity	L 4-32	---
Oct. 25	at Amherst College	L 0-10	---
Oct. 26	at Williston Academy	W 26-0	---
Nov. 5	at WPI	L 0-10	---

### 1888 (2-4)

**Coach: No Coach**

**Capt: Arthur Nourse**

Oct. 6	Trinity	L 0-28	---
Oct. 13	Williston Academy	W 27-0	---
Oct. 17	Williston Academy	W 17-9	---
Oct. 17	Yale (freshmen)	L 0-32	---
Oct. 18	at Amherst College	L 0-58	---
Oct. 30	Amherst College	L 4-45	---

### 1889 (2-0)

**Coach: No Coach**

**Capt: Jose Herrero**

Nov. 22	Williston Academy	W 12-8	---
Nov. 22	at Williston Academy	W 18-6	---

### 1890 (1-4)

**Coach: No Coach**

**Capt: John Hull**

Sept. 29	Trinity	L 0-30	---
Oct. 9	at Amherst College	L 0-52	---
Oct. 18	Springfield College	L 10-14	---
Oct. 25	at Vermont (club)	L 12-16	---
Nov. 1	at Springfield College	W 18-12	---

### 1891 (2-5)

**Coach: No Coach**

**Capt: George Williard**

Sept. 26	Trinity	L 0-16	---
Oct. 3	at Amherst College	L 0-44	---
Oct. 10	at Springfield College	L 0-30	---
Oct. 17	at WPI	W 36-10	---
Oct. 24	at Amherst College	L 0-16	---
Oct. 31	Amherst College	L 4-20	---
Nov. 7	at Holy Cross (club)	W 16-6	---

### 1892 (4-6-2)

**Coach: No Coach**

**Capt: John Perry**

Sept. 24	at Trinity	L 0-6	---
Oct. 1	WPI	W 28-10	---
Oct. 5	at Amherst College	L 10-58	---
Oct. 7	Mount Hermon	T 10-10	---
Oct. 11	Amherst College	L 0-4	---
Oct. 15	at WPI	W 18-4	---
Oct. 19	Williston Academy	W 22-12	---
Oct. 25	at Amherst College	L 4-22	---
Oct. 29	Boston University	W 62-0	---
Nov. 3	at Mount Hermon	T 12-12	---
Nov. 7	Springfield College	L 16-18	---
Nov. 14	at Harvard (freshmen)	L 12-46	---

### 1893 (1-9)

**Coach: No Coach**

**Capt: John Gilford**

Sept. 25	at Mount Hermon	L 0-26	---
Sept. 30	at WPI	L 0-16	---
Oct. 4	at Amherst College	L 0-26	---
Oct. 13	at Wesleyan	L 12-18	---
Oct. 18	at Williston Academy	W 38-0	---
Oct. 21	at Yale (freshmen)	L 0-16	---
Oct. 23	at Mount Hermon	L 0-54	---
Oct. 25	Springfield College	L 6-18	---
Nov. 1	at Amherst College	L 2-16	---
Nov. 8	at Springfield College	L 6-46	---

### 1894 (3-3)

**Coach: No Coach**

**Capt: Jasper Marsh**

Sept. 24	at Amherst College	L 0-6	---
Oct. 1	at Mount Hermon	W 16-10	---
Oct. 5	at Trinity	L 0-10	---
Oct. 12	at Wesleyan	W 10-0	---
Oct. 20	at WPI	L 0-44	---
Nov. 3	at Williston Academy	W 16-0	---

### 1895 (1-5)

**Coach: No Coach**

**Capt: Horace Burrington**

Sept. 18	Amherst College	L 0-42	---
Sept. 25	WPI	L 4-16	---
Oct. 5	Pittsfield A.C.	W 6-0	---
Oct. 11	at Wesleyan	L 0-26	---
Oct. 19	Trinity	L 0-22	---
Oct. 23	Williston Academy	L 10-14	---

### 1896 (0-4)

**Coach: No Coach**

**Capt: John W. Allen**

Oct. 14	Northampton YMCA	L 6-10	---
Oct. 17	St. Joseph's A.A.	L n/a	---
Oct. 21	at Mount Hermon	L 0-16	---
Oct. 24	at Williston Academy	L 6-12	---

### 1897 (2-5-1)

**Coach: No Coach**

**Capt: Dan A. Beaman**

Sept. 25	at Holy Cross	L 0-4	---
Sept. 29	at Amherst College	L 4-20	---
Oct. 2	New Hampshire	W 10-4	---
Oct. 6	Wesleyan	L 5-18	---
Oct. 9	at Trinity	L 5-26	---
Oct. 16	Shelburne Falls	T 0-0	---
Oct. 23	Williston Academy	L 4-6	---
Nov. 6	Connecticut	W 36-0	---

### 1898 (1-4-1)

**Coach: Doctor Weeks**

**Capt: Alfred D. Gile**

Sept. 24	at Holy Cross	L 0-23	---
Oct. 1	at WPI	L 0-6	---
Oct. 8	at Amherst College	T 0-0	---
Oct. 15	Vermont Academy	W 40-0	---
Oct. 22	at Williston	L 0-6	---
Nov. 12	WPI	L 0-11	---

### 1899 (7-3)

**Coach: Fred W. Murphy Brown**

**Capt: James Halligan**

Sept. 23	at Holy Cross	L 0-11	---
Sept. 30	at Wesleyan	L 0-27	---
Oct. 7	at Springfield College	W 17-0	---
Oct. 14	at Pittsfield A.C.	W 12-0	---
Oct. 21	at Trinity	L 5-16	---
Oct. 25	Springfield T.S.	W 34-0	---
Oct. 28	at Vermont	W 11-6	---
Nov. 1	at Amherst College	W 6-0	---
Nov. 4	Connecticut	W 34-6	---
Nov. 8	Williston Academy	W 17-0	---

### 1900 (5-5)

**Coach: Fred W. Murphy Brown**

**Capt: Theodore Cooke**

Sept. 22	at Holy Cross	L 0-6	---
Sept. 29	Worcester Academy	W 12-0	---
Oct. 6	Norwich	W 50-0	---
Oct. 13	at Wesleyan	L 0-17	---
Oct. 17	at Williams	L 0-5	---
Oct. 20	at Trinity	L 0-23	---
Oct. 27	at Vermont	W 10-5	---
Nov. 3	Connecticut	W 17-6	---
Nov. 10	at WPI	W 18-0	---
Nov. 17	at Amherst College	L 0-18	---

### 1901 (9-1)

**Coach: James Halligan**

**Capt: Herbert Paul**

Sept. 28	at Holy Cross	W 17-0	---
Oct. 5	at Pittsfield A.C.	W 6-0	---
Oct. 12	at Wesleyan	W 6-0	---
Oct. 16	at Williams	L 0-17	---
Oct. 19	at WPI	W 18-12	---
Oct. 24	at Bates	W 6-1	---
Nov. 2	Springfield T.S.	W 10-0	---
Nov. 9	at Amherst College	W 15-0	---
Nov. 22	at Tufts	W 6-0	---
Nov. 28	at Boston College	W 11-0	---

### 1902 (2-3-2)

**Coach: James Halligan**

**Capt: Charles Halligan**

Sept. 27	at Holy Cross	T 0-0	---
Oct. 4	Boston College	W 30-0	---
Oct. 8	at Dartmouth	T 0-0	---
Oct. 18	at Wesleyan	L 5-6	---
Oct. 25	at Tufts	W 5-0	---
Nov. 1	WPI	L 0-6	---
Nov. 8	at Amherst College	L 0-15	---

### 1903 (5-4)

**Coach: James Halligan**

**Capt: George E. O'Hearn**

Sept. 25	at Holy Cross	L 0-6	---
Oct. 1	at Dartmouth	L 0-12	---
Oct. 7	at Williams	L 0-17	---
Oct. 14	Rhode Island	W 46-0	---
Oct. 17	at Springfield College	W 12-0	---
Oct. 24	at Vermont	W 5-0	---
Oct. 31	at Trinity	W 28-0	---
Nov. 7	at Tufts	W 6-0	---
Nov. 14	at Amherst College	L 6-11	---

# UMASS FOOTBALL RECORD BOOK

## GAME RESULTS BY SEASON

### 1904 (5-2-1)

**Coach: Matthew Bullock**

**Capt: William Munson**

Sept. 28	at Holy Cross	T	0-0	—
Oct. 1	at Dartmouth	L	0-17	—
Oct. 5	at Williams	W	12-0	—
Oct. 8	at Brown	L	0-27	—
Oct. 15	at Wesleyan	W	24-6	—
Oct. 22	at Springfield College	W	11-0	—
Nov. 5	WPI	W	39-0	—
Nov. 19	at Tufts	W	11-0	—

### 1905 (3-7)

**Coach: Walter Craig**

**Capt: William Craighead**

Sept. 23	at Holy Cross	L	0-17	—
Sept. 30	at Dartmouth	L	0-18	—
Oct. 4	at Brown	L	0-24	—
Oct. 7	Rhode Island	W	11-0	—
Oct. 11	at Williams	L	0-12	—
Oct. 14	New Hampshire	W	15-0	—
Oct. 21	at Bates	L	0-16	—
Oct. 28	at Andover Academy	L	0-30	—
Nov. 18	at Springfield College	W	15-0	—
Nov. 24	at Tufts	L	6-8	—

### 1906 (1-7-1)

**Coach: George O'Hearn**

**Capt: Fred Cotter**

Sept. 29	at Holy Cross	L	4-6	—
Oct. 3	at Williams	L	0-5	—
Oct. 6	New Hampshire	T	0-0	—
Oct. 10	at Brown	L	0-17	—
Oct. 13	at Harvard	L	0-21	—
Oct. 20	at Dartmouth	L	0-26	—
Nov. 3	at Amherst College	L	8-12	—
Nov. 10	at Tufts	L	0-28	—
Nov. 17	at Springfield College	W	21-4	—

### 1907 (5-3-1)

**Coach: Matthew Bullock**

**Capt: George Cobb**

Sept. 28	at Williams	L	4-5	—
Oct. 2	at Brown	L	0-5	—
Oct. 5	Rhode Island	W	11-0	—
Oct. 12	at Dartmouth	L	0-6	—
Oct. 19	at Holy Cross	W	10-5	—
Oct. 26	WPI	W	29-0	—
Nov. 2	at Amherst College	T	0-0	—
Nov. 9	at Tufts	W	19-10	—
Nov. 16	at Springfield College	W	5-0	—

### 1908 (3-3-3)

**Coach: Matthew Bullock**

**Capt: Henry Turner**

Sept. 26	Rhode Island	W	2-0	—
Oct. 3	at Dartmouth	L	0-23	—
Oct. 14	at Vermont	T	6-6	—
Oct. 17	WPI	W	11-5	—
Oct. 24	at Williams	L	0-40	—
Oct. 31	at Yale	L	0-49	—
Nov. 7	at New Hampshire	W	13-9	—
Nov. 14	at Springfield College	T	5-5	—
Nov. 21	at Tufts	T	6-6	—

### 1909 (1-6-2)

**Coach: J.W. Gage**

**Capt: Jonathan Blaney**

Sept. 25	Maine	T	0-0	—
Sept. 29	at Dartmouth	L	0-22	—
Oct. 2	at Union	T	6-6	—
Oct. 9	Norwich	W	6-0	—
Oct. 16	WPI	L	0-2	—
Oct. 23	at Williams	L	6-33	—
Oct. 30	at Brown	L	3-12	—
Nov. 6	at New Hampshire	L	0-17	—
Nov. 13	at Springfield College	L	6-18	—

### 1910 (1-6-2)

**Coach: W. Gildersleeve**

**Capt: Henry Morse**

Sept. 24	Rhode Island	T	0-0	—
Oct. 1	at Dartmouth	L	0-6	—
Oct. 8	at Trinity	L	3-15	—
Oct. 15	WPI	W	14-5	—
Oct. 22	at Maine	L	2-29	—
Oct. 29	at New Hampshire	T	0-0	—
Nov. 5	at Tufts	L	6-7	—
Nov. 12	at Springfield College	L	3-15	—
Nov. 19	at Brown	L	0-49	—

### 1911 (2-7)

**Coach: John Hubbard**

**Capt: Herman Walker**

Sept. 23	Rhode Island	L	0-5	—
Sept. 30	at Dartmouth	L	0-22	—
Oct. 7	at Brown	L	0-26	—
Oct. 14	WPI	W	12-0	—
Oct. 21	at Holy Cross	L	0-6	—
Oct. 28	at Tufts	L	0-6	—
Nov. 4	at New Hampshire	W	8-0	—
Nov. 11	at Trinity	L	6-35	—
Nov. 18	at Springfield T.S.	L	3-12	—

### 1912 (2-5-2)

**Coach: Dr. Arthur Brides**

**Capt: Stuart Samson**

Sept. 21	at Rhode Island	L	0-7	—
Sept. 28	at Union	T	0-0	—
Oct. 5	at Dartmouth	L	0-47	—
Oct. 12	Boston College	W	42-0	—
Oct. 19	at Vermont	L	7-9	—
Oct. 26	at Holy Cross	T	6-6	—
Nov. 2	at Tufts	L	0-13	—
Nov. 9	at New Hampshire	W	21-3	—
Nov. 16	at Springfield College	L	0-41	—

### 1913 (4-3)

**Coach: Dr. Arthur Brides**

**Capt: Harold Brewer**

Sept. 27	at Dartmouth	L	3-13	—
Oct. 4	at Holy Cross	W	6-0	—
Oct. 11	at Union	W	20-0	—
Oct. 25	Middlebury	W	33-0	—
Nov. 1	at Tufts	L	0-14	—
Nov. 8	at New Hampshire	W	34-0	—
Nov. 15	at Springfield College	L	0-14	—

### 1914 (2-5)

**Coach: Dr. Arthur Brides**

**Capt: George Melican**

Sept. 26	at Dartmouth	L	6-29	—
Oct. 3	at Holy Cross	W	14-0	—
Oct. 10	at Colgate	L	0-25	—
Oct. 17	at Colby	L	0-6	—
Oct. 31	at Tufts	L	6-7	—
Nov. 7	Middlebury	W	7-0	—
Nov. 14	at Springfield College	L	3-17	—

### 1915 (4-2-2)

**Coach: Dr. Arthur Brides**

**Capt: Harry Curran**

Sept. 25	at Dartmouth	L	0-13	—
Oct. 2	at Harvard	L	0-7	—
Oct. 9	Colby	W	26-0	—
Oct. 16	at Holy Cross	T	7-7	—
Oct. 23	at WPI	W	27-0	—
Oct. 30	at Tufts	T	14-14	—
Nov. 6	Middlebury	W	25-0	—
Nov. 13	at Springfield College	W	14-13	—

### 1916 (2-4-2)

**Coach: George Melican**

**Capt: Emory Grayson**

Oct. 7	Connecticut	W	12-0	—
Oct. 14	at Dartmouth	L	0-62	—
Oct. 21	at Harvard	L	0-47	—
Oct. 28	WPI	W	7-0	—
Nov. 4	at Tufts	L	0-28	—
Nov. 11	at Williams	T	0-0	—
Nov. 18	at Cornell	L	0-37	—
Nov. 25	at Springfield College	T	6-6	—

### 1917 No Team

### 1918 No Team

### 1919 (5-2-1)

**Coach: Harold Gore**

**Capt: Allan Pond**

Oct. 4	Connecticut	W	15-7	—
Oct. 11	at Dartmouth	L	7-27	—
Oct. 18	WPI	W	27-0	—
Oct. 25	Vermont	W	25-0	—
Nov. 1	at New Hampshire	L	7-9	—
Nov. 8	at Rhode Island	W	19-11	—
Nov. 15	at Springfield College	T	0-0	—
Nov. 22	Tufts	W	14-0	—

### 1920 (5-2-1)

**Coach: Harold Gore**

**Capt: Harold Poole**

Oct. 2	Connecticut	W	28-0	—
Oct. 9	Bates	W	21-7	—
Oct. 16	at WPI	W	21-6	—
Oct. 23	at Vermont	W	21-7	—
Oct. 30	New Hampshire	L	0-9	—
Nov. 6	Rhode Island	T	7-7	—
Nov. 13	at Springfield College	L	7-28	—
Nov. 20	Tufts	W	21-0	—

### 1921 (3-4-1)

**Coach: Harold Gore**

**Capt: George Cotton**

Oct. 1	at Connecticut	W	13-0	—
Oct. 8	at Bates	T	0-0	—
Oct. 15	at WPI	W	35-0	—
Oct. 22	at Amherst College	L	0-13	—
Oct. 29	Vermont	L	7-14	—
Nov. 5	at Rhode Island	L	2-7	—
Nov. 12	at New Hampshire	L	7-56	—
Nov. 19	Tufts	W	14-0	—

### 1922 (5-3)

**Coach: Harold Gore**

**Capt: Raymond Grayson**

Oct. 7	Connecticut	W	13-6	—
Oct. 14	WPI	W	23-0	—
Oct. 21	at Amherst College	W	10-6	—
Oct. 28	New Hampshire	W	12-10	—
Nov. 4	Bates	L	0-6	—
Nov. 11	at Stevens Tech	W	13-0	—
Nov. 18	at Tufts	L	6-9	—
Nov. 25	at Michigan State	L	0-45	—

### 1923 (2-5)

**Coach: Harold Gore**

**Capt: Ken Salmon**

Sept. 29	Rensselaer	L	7-9	—
Oct. 6	at Bates	L	6-7	—
Oct. 20	at Amherst College	L	3-7	—
Oct. 27	at Wesleyan	W	13-0	—
Nov. 3	at Williams	L	0-25	—
Nov. 10	Stevens Tech	W	25-7	—
Nov. 17	Tufts	L	7-10	—

### 1924 (6-1-1)

**Coach: Harold Gore**

**Capt: Herbert Marx**

Sept. 27	Connecticut	L	10-12	—
Oct. 4	Bates	W	19-6	—
Oct. 11	at Norwich	W	41-0	—
Oct. 18	at WPI	W	54-13	—
Oct. 25	Wesleyan	W	14-13	—
Nov. 1	at Amherst College	W	17-7	—
Nov. 8	at Stevens Tech	W	23-3	—
Nov. 22	at Tufts	T	7-7	—

# UMASS FOOTBALL RECORD BOOK

## GAME RESULTS BY SEASON

### 1925 (6-2)

**Coach: Harold Gore**

**Capt: Lawrence Jones**

Oct. 3	at Bates	W	19-0	—
Oct. 10	Norwich	W	19-0	—
Oct. 17	at Connecticut	W	13-0	—
Oct. 24	WPI	W	54-19	—
Oct. 31	at Amherst College	L	0-27	—
Nov. 14	Lowell Tech	W	41-7	—
Nov. 21	Tufts	W	6-4	—
Nov. 26	at Springfield College	L	13-18	—

### 1926 (1-6)

**Coach: Harold Gore**

**Capt: W. Gerald Amstein**

Oct. 2	Bates	L	0-2	—
Oct. 9	Connecticut	L	6-13	—
Oct. 16	at Williams	L	0-20	—
Oct. 23	WPI	W	7-0	—
Oct. 30	Amherst College	L	7-21	—
Nov. 6	at Springfield College	L	0-9	—
Nov. 20	at Tufts	L	13-45	—

### 1927 (0-7-1)

**Coach: Harold Gore**

**Capt: Albert Cook**

Sept. 24	Bowdoin	T	0-0	—
Oct. 1	at Bates	L	0-7	—
Oct. 8	at Middlebury	L	0-12	—
Oct. 15	at Williams	L	7-31	—
Oct. 22	at WPI	L	0-7	—
Oct. 29	at Amherst College	L	0-20	—
Nov. 5	at Springfield College	L	0-26	—
Nov. 19	Tufts	L	6-32	—

### 1928 (2-5-1)

**Coach: Charles McGeoch**

**Capt: Robert Bouvie**

Sept. 29	at Bowdoin	L	0-13	—
Oct. 6	Bates	W	6-0	—
Oct. 13	Middlebury	W	7-0	—
Oct. 20	at Norwich	L	6-18	—
Oct. 27	WPI	T	0-0	—
Nov. 3	Amherst College	L	0-13	—
Nov. 10	at Springfield College	L	0-14	—
Nov. 27	at Tufts	L	6-32	—

### 1929 (3-4-1)

**Coach: Charles McGeoch**

**Capt: Raymond Mann**

Sept. 28	at Bates	W	7-6	—
Oct. 5	Bowdoin	L	6-18	—
Oct. 12	Middlebury	L	12-14	—
Oct. 19	Norwich	W	12-6	—
Oct. 26	at WPI	W	19-12	—
Nov. 2	at Amherst College	L	0-13	—
Nov. 9	at Springfield College	L	0-13	—
Nov. 23	Tufts	T	0-0	—

### 1930 (1-8)

**Coach: Charles McGeoch**

**Capt: Tom Minkstein**

Sept. 27	Bates	L	0-26	—
Oct. 4	at Bowdoin	L	0-45	—
Oct. 11	at Middlebury	W	7-0	—
Oct. 18	at CCONY	L	7-37	—
Oct. 25	WPI	L	0-6	—
Nov. 1	Amherst College	L	6-22	—
Nov. 8	at Springfield College	L	0-57	—
Nov. 15	Norwich	L	6-13	—
Nov. 22	at Tufts	L	6-42	—

### 1931 (7-1-1)

**Coach: Mel Taube**

**Capt: Clifford Foskett**

Sept. 26	Cooper Union	W	50-0	—
Oct. 3	Bowdoin	W	32-6	—
Oct. 10	Middlebury	W	32-6	—
Oct. 17	at Norwich	W	33-6	—
Oct. 24	at WPI	W	3-0	—
Oct. 31	at Amherst College	W	13-12	—
Nov. 7	at Springfield College	L	3-21	—
Nov. 14	Wagner	W	77-0	—
Nov. 21	Tufts	T	7-7	—

### 1932 (7-2)

**Coach: Mel Taube**

**Capt: Daniel Leary**

Sept. 24	Cooper Union	W	50-0	—
Oct. 1	at Bowdoin	L	6-20	—
Oct. 8	at Middlebury	W	13-6	—
Oct. 15	at Connecticut	W	30-0	—
Oct. 22	WPI	W	25-0	—
Oct. 29	Amherst College	W	21-6	—
Nov. 5	Rensselaer	W	18-13	—
Nov. 12	Coast Guard	W	20-13	—
Nov. 19	at Tufts	L	2-6	—

### 1933 (5-3)

**Coach: Mel Taube**

**Capt: Louis Bush**

Oct. 7	Bowdoin	W	14-0	—
Oct. 14	Connecticut	W	40-7	—
Oct. 21	at Rhode Island	W	14-12	—
Oct. 28	WPI	W	20-6	—
Nov. 4	at Amherst College	L	0-14	—
Nov. 11	at St. Anselm's	L	0-7	—
Nov. 18	at Rensselaer	W	20-6	—
Nov. 25	Tufts	L	0-13	—

### 1934 (5-3-1)

**Coach: Mel Taube**

**Capt: Paul Schaffner**

Sept. 29	Williams	L	7-12	—
Oct. 6	at Bowdoin	T	0-0	—
Oct. 13	at Connecticut	W	7-6	—
Oct. 20	Rhode Island	L	0-7	—
Oct. 27	WPI	W	20-0	—
Nov. 3	Amherst College	W	16-9	—
Nov. 10	Northeastern	W	37-0	—
Nov. 17	Rensselaer	W	32-0	—
Nov. 24	at Tufts	L	0-6	—

### 1935 (5-4)

**Coach: Mel Taube**

**Capt: Jack Sturtevant**

Sept. 28	at Williams	L	0-28	—
Oct. 5	Bowdoin	L	6-7	—
Oct. 12	Connecticut	W	25-12	—
Oct. 19	at Rhode Island	W	7-6	—
Oct. 26	at WPI	W	20-0	—
Nov. 2	Amherst College	L	0-13	—
Nov. 9	at Northeastern	L	12-13	—
Nov. 16	at Rensselaer	W	28-13	—
Nov. 23	Tufts	W	19-13	—

### 1936 (2-6)

**Coach: Elbert Carraway**

**Capt: David Rossiter**

Oct. 3	at Bowdoin	L	12-14	—
Oct. 10	at Connecticut	L	0-13	—
Oct. 17	Rhode Island	W	13-8	—
Oct. 24	WPI	L	0-7	—
Oct. 31	Amherst College	L	7-13	—
Nov. 7	at Coast Guard	L	20-26	—
Nov. 14	at Rensselaer	W	40-0	—
Nov. 21	at Tufts	L	0-13	—

### 1937 (1-7-1)

**Coach: Elbert Carraway**

**Capt: Fred Sievers**

Sept. 25	at AIC	T	6-6	—
Oct. 2	Bowdoin	L	0-12	—
Oct. 9	Connecticut	L	7-36	—
Oct. 16	at Rhode Island	L	6-12	—
Oct. 23	at WPI	L	0-14	—
Oct. 30	Amherst College	L	6-41	—
Nov. 5	at Coast Guard	L	6-7	—
Nov. 13	Rensselaer	W	13-0	—
Nov. 20	Tufts	L	0-7	—

### 1938 (3-6)

**Coach: Elbert Carraway**

**Capt: Clifton Morey**

Sept. 24	AIC	W	12-6	—
Oct. 1	at Bowdoin	L	0-32	—
Oct. 8	at Connecticut	L	0-19	—
Oct. 15	Rhode Island	L	0-20	—
Oct. 22	WPI	L	0-6	—
Oct. 29	at Amherst College	L	0-35	—
Nov. 5	Coast Guard	W	7-0	—
Nov. 12	at Rensselaer	W	37-0	—
Nov. 19	at Tufts	L	6-7	—

### 1939 (2-5-2)

**Coach: Elbert Carraway**

**Capt: John Blasko**

Sept. 29	at Springfield College	T	0-0	—
Oct. 7	Bowdoin	L	14-19	—
Oct. 14	Connecticut	L	6-7	—
Oct. 21	at Rhode Island	L	20-23	—
Oct. 28	at WPI	W	7-0	—
Nov. 4	Amherst College	L	0-13	—
Nov. 14	at Coast Guard	W	6-0	—
Nov. 18	Rensselaer	T	7-7	—
Nov. 25	Tufts	L	7-34	—

### 1940 (1-8)

**Coach: Elbert Carraway**

**Capt: Ralph Simmons**

Sept. 28	Springfield College	L	6-13	—
Oct. 5	at Connecticut	L	0-13	—
Oct. 12	at Norwich	L	0-24	—
Oct. 19	Rhode Island	L	3-9	—
Oct. 26	at WPI	W	12-6	—
Nov. 2	at Amherst College	L	0-14	—
Nov. 12	at Coast Guard	L	6-19	—
Nov. 16	at Rensselaer	L	0-25	—
Nov. 23	at Tufts	L	6-19	—

### 1941 (3-4-1)

**Coach: Walter Hargsheimer**

**Capt: John Brady**

Sept. 27	at Springfield College	T	7-7	—
Oct. 4	Connecticut	W	8-6	—
Oct. 11	Norwich	L	0-20	—
Oct. 18	at Rhode Island	L	6-34	—
Oct. 25	at WPI	W	32-0	—
Nov. 1	Amherst College	L	0-20	—
Nov. 8	at Brooklyn	W	33-19	—
Nov. 15	Tufts	L	7-14	—

### 1942 (2-5)

**Coach: Walter Hargsheimer**

**Capt: Stanley Salwalk, John Storozuk**

Oct. 3	at Connecticut	L	0-26	—
Oct. 10	at Vermont	L	6-13	—
Oct. 17	Rhode Island	L	6-21	—
Oct. 24	WPI	W	18-6	—
Oct. 31	at Amherst College	L	0-43	—
Nov. 7	Clarkson Tech	W	13-9	—
Nov. 14	at Tufts	L	0-7	—

### 1943 No Team

### 1944 No Team

### 1945 (2-1-1)

**Coach: Thomas Eck**

**Capt: Cyril Desautels**

Oct. 20	Brooklyn	L	7-13	—
Oct. 27	at Maine	W	6-0	—
Nov. 3	Maine	W	14-13	—
Nov. 10	at Amherst College	T	6-6	—

### 1946 (6-2)

**Coach: Walter Hargsheimer**

**Capt: John McDonough, Patrick Santin**

Sept. 28	at Bates	L	0-6	—
Oct. 5	Bowdoin	W	11-8	—
Oct. 12	at WPI	W	39-0	—
Oct. 19	at Rhode Island	L	6-14	—
Oct. 26	at Norwich	W	14-0	—
Nov. 2	Vermont	W	28-20	—
Nov. 9	CCNY	W	59-0	—
Nov. 16	at Tufts	W	27-0	—

# UMASS FOOTBALL RECORD BOOK

## GAME RESULTS BY SEASON

### 1947 (3-4-1; 0-1-1 YC/5th)

**Coach: Thomas Eck**

**Capt: Stanley Waskiewicz**

Sept. 27	Bates	L	6-14	—
Oct. 4	at Bowdoin	W	7-6	—
Oct. 11	at WPI	W	33-0	—
Oct. 18	Rhode Island*	L	13-20	—
Oct. 25	Norwich	W	39-0	—
Nov. 1	at Vermont*	T	7-7	—
Nov. 8	at Springfield College	L	7-14	—
Nov. 15	Tufts	L	6-20	—

### 1948 (3-4-1; 1-1 YC/3rd)

**Coach: Thomas Eck**

**Capt: Charles L'Esperance, Robert Raymond**

Sept. 25	Bates	W	7-6	—
Oct. 2	at Norwich	L	19-27	—
Oct. 9	WPI	W	26-7	—
Oct. 16	at Rhode Island*	L	12-19	—
Oct. 23	at Fort Devens	L	14-20	—
Oct. 30	Vermont*	W	33-0	—
Nov. 6	Springfield College	L	0-31	—
Nov. 13	at Tufts	T	13-13	—

### 1949 (3-5; 1-1 YC/4th)

**Coach: Thomas Eck**

**Capt: Robert Pasini, Edmund Struzziero**

Sept. 24	at Bates	W	19-0	—
Oct. 1	Norwich	W	54-0	—
Oct. 8	WPI	L	6-7	—
Oct. 15	Rhode Island*	W	32-19	—
Oct. 22	Rochester	L	20-27	—
Oct. 29	at Vermont*	L	12-20	—
Nov. 5	at Springfield College	L	0-22	—
Nov. 12	Tufts	L	7-27	—

### 1950 (3-5; 1-1 YC/3rd)

**Coach: Thomas Eck**

**Capt: Martin Anderson**

Sept. 30	Bates	W	26-0	—
Oct. 7	at WPI	L	20-21	—
Oct. 14	at Williams	L	34-42	—
Oct. 21	at Rhode Island*	L	27-38	—
Oct. 28	Northeastern	W	27-6	—
Nov. 4	Vermont*	W	27-13	—
Nov. 11	Springfield College	L	0-26	—
Nov. 18	at Tufts	L	6-7	—

### 1951 (3-4-1; 2-0 YC/2nd)

**Coach: Thomas Eck**

**Capt: John Benoit**

Sept. 29	at Bates	W	21-7	—
Oct. 6	WPI	L	13-14	—
Oct. 13	Williams	L	7-14	—
Oct. 20	Rhode Island*	W	40-7	—
Oct. 27	at Northeastern	L	7-20	—
Nov. 3	at Vermont*	W	6-0	—
Nov. 10	at Springfield College	L	14-42	—
Nov. 17	Tufts	T	6-6	—

### 1952 (4-3-1; 1-2 YC/4th)

**Coach: Charlie O'Rourke**

**Capt: George Bicknell**

Sept. 27	Bates	W	39-6	—
Oct. 4	at Connecticut*	L	13-26	—
Oct. 11	Springfield College	T	20-20	—
Oct. 18	at Rhode Island*	L	7-26	—
Oct. 25	Northeastern	L	26-40	—
Nov. 1	at Brandeis	W	26-6	—
Nov. 8	New Hampshire*	W	26-13	—
Nov. 15	at Tufts	W	32-0	—

### 1953 (1-7; 0-3 YC/5th)

**Coach: Charlie O'Rourke**

**Capt: Walter Naida**

Sept. 26	at Bates	W	34-12	—
Oct. 3	Connecticut*	L	0-41	—
Oct. 10	at Springfield College	L	7-20	—
Oct. 17	Rhode Island*	L	14-41	—
Oct. 24	at Northeastern	L	14-41	—
Oct. 31	Brandeis	L	14-38	—
Nov. 14	Tufts	L	6-14	—
Nov. 21	at New Hampshire*	L	12-32	—

### 1954 (4-4; 1-3 YC/4th)

**Coach: Charlie O'Rourke**

**Capt: Louis Kirsh, Frank McDermott**

Sept. 25	AIC	W	32-27	—
Oct. 2	at Harvard	W	13-7	—
Oct. 9	Connecticut*	W	20-13	—
Oct. 16	at Rhode Island*	L	6-52	—
Oct. 23	Northeastern	L	0-39	—
Oct. 30	at Vermont*	L	25-27	—
Nov. 6	New Hampshire*	L	12-32	—
Nov. 13	at Tufts	W	19-13	—

### 1955 (4-4; 1-3 YC/5th)

**Coach: Charlie O'Rourke**

**Capt: John McGowan, Donald Johnson**

Sept. 26	AIC	W	27-13	—
Oct. 1	Harvard	L	6-60	—
Oct. 8	at Connecticut*	L	13-18	—
Oct. 15	Rhode Island*	L	15-39	—
Oct. 22	at Northeastern	W	33-13	—
Oct. 29	Vermont*	W	54-13	—
Nov. 5	at Brandeis	W	17-6	—
Nov. 19	at New Hampshire*	L	7-21	—

### 1956 (2-5-1; 1-3 YC/5th)

**Coach: Charlie O'Rourke**

**Capt: James Dolan, David Ingram**

Sept. 22	at AIC	T	6-6	—
Sept. 29	at Boston University	L	6-19	—
Oct. 13	Connecticut*	L	6-71	—
Oct. 20	at Rhode Island*	L	13-34	—
Oct. 27	Northeastern	W	12-6	—
Nov. 3	at Vermont*	W	26-19	—
Nov. 10	Brandeis	L	14-40	—
Nov. 17	New Hampshire*	L	7-28	—

### 1957 (1-5-1; 1-2-1 YC/4th)

**Coach: Charlie O'Rourke**

**Capt: Ronald Blume**

Sept. 21	AIC	L	7-19	—
Sept. 28	at Boston University	L	6-66	—
Oct. 12	at Connecticut*	L	6-19	—
Oct. 19	Rhode Island*	L	13-27	—
Nov. 2	Vermont*	W	14-13	—
Nov. 9	at Brandeis	L	7-47	—
Nov. 16	at New Hampshire*	T	7-7	—

### 1958 (2-6; 1-3 YC/4th)

**Coach: Charlie O'Rourke**

**Capt: William Goodwin, Jerry Walls**

Sept. 20	at Maine*	L	6-19	—
Sept. 27	Boston University	L	14-28	—
Oct. 4	at Brandeis	W	36-14	—
Oct. 11	Connecticut*	L	14-28	—
Oct. 18	at Rhode Island*	L	8-24	—
Oct. 25	Northeastern	L	0-12	—
Nov. 8	at Delaware	L	14-28	—
Nov. 15	New Hampshire*	W	25-24	—

### 1959 (3-5-1; 2-2 YC/2nd)

**Coach: Charlie O'Rourke**

**Capt: Ralph Maloney, John Burgess**

Sept. 19	Maine*	W	21-16	—
Sept. 26	at Harvard	L	22-36	—
Oct. 3	Delaware	L	12-42	—
Oct. 10	at Connecticut*	L	0-26	—
Oct. 17	Rhode Island*	L	6-30	—
Oct. 24	at Northeastern	T	0-0	—
Oct. 31	Boston University	L	6-20	—
Nov. 7	Brandeis	W	25-6	—
Nov. 14	at New Hampshire*	W	19-6	—

### 1960 (7-2; 3-1 YC/1st)

**Yankee Conference Champions**

**Coach: Charles Studley**

**Capt: Tom Delnickas**

Sept. 17	at Maine* (at Portland)	W	21-13	—
Sept. 24	AIC	W	7-6	—
Oct. 1	at Harvard	W	27-12	—
Oct. 8	Connecticut*	L	0-31	—
Oct. 15	at Rhode Island*	W	34-16	—
Oct. 22	Northeastern	W	7-0	—
Oct. 29	at Boston University	L	7-20	—
Nov. 12	New Hampshire*	W	35-15	—
Nov. 19	at Springfield College	W	35-8	—

### 1961 (5-4; 3-1 YC/2nd)

**Coach: Vic Fusia**

**Capt: John McCormick, Vin Caputo**

Sept. 30	AIC	W	21-12	—
Oct. 7	Villanova	L	13-33	—
Oct. 14	at Connecticut*	W	31-13	—
Oct. 21	Rhode Island*	W	25-0	—
Oct. 28	at Northeastern	W	26-7	—
Nov. 4	Boston University	L	7-21	—
Nov. 11	at Holy Cross	L	7-44	—
Nov. 18	at New Hampshire*	W	9-7	—
Nov. 22	at Maine*	L	7-10	—

### 1962 (6-3; 4-1 YC/2nd)

**Coach: Vic Fusia**

**Capt: Thomas Kirby, Paul Majeski**

Sept. 22	Maine*	W	10-0	—
Sept. 29	at Dartmouth	L	3-27	—
Oct. 6	at Bucknell	W	21-20	—
Oct. 13	Connecticut*	W	16-6	—
Oct. 20	at Rhode Island*	W	42-8	—
Oct. 27	Boston University	L	6-20	—
Nov. 3	at Vermont*	W	34-6	—
Nov. 10	at Villanova	W	19-18	—
Nov. 17	New Hampshire*	L	14-16	—

### 1963 (8-0-1; 5-0 YC/1st)

**Yankee Conference Champions**

**Coach: Vic Fusia**

**Capt: Paul Graham, Dick Warren**

Sept. 21	at Maine*	W	14-7	—
Sept. 28	at Harvard	T	0-0	—
Oct. 5	Bucknell	W	21-0	—
Oct. 12	at Connecticut*	W	21-3	—
Oct. 19	Rhode Island*	W	57-0	—
Oct. 26	at Boston University	W	21-0	—
Nov. 2	Vermont*	W	41-0	—
Nov. 9	AIC	W	42-0	—
Nov. 16	at New Hampshire*	W	48-2	—

### 1964 (8-2; 5-0 YC/1st)

**Yankee Conference Champions**

**Coach: Vic Fusia**

**Capt: Peter Pietz, Jerry Welchel**

Sept. 19	Maine*	W	6-0	—
Sept. 26	at Harvard	L	14-20	—
Oct. 3	at Buffalo	W	24-22	—
Oct. 10	Connecticut*	W	30-0	—
Oct. 17	at Rhode Island*	W	7-0	—
Oct. 24	Boston University	W	28-7	—
Oct. 31	at Vermont*	W	28-7	—
Nov. 7	at Holy Cross	W	25-6	—
Nov. 14	New Hampshire*	W	47-0	—
<i>Tangerine Bowl, Orlando, Fla.</i>				—
Dec. 12	East Carolina	L	13-14	—

### 1965 (7-2; 4-1 YC/2nd)

**Coach: Vic Fusia**

**Capt: Bob Meers, Bernie Dallas**

Sept. 18	at Maine*	L	8-10	9215
Sept. 25	AIC	W	41-0	9648
Oct. 2	Buffalo	L	6-18	10200
Oct. 9	at Connecticut*	W	20-7	12551
Oct. 16	Rhode Island*	W	30-0	16100
Oct. 23	at Boston University	W	34-18	13000
Oct. 30	Vermont*	W	41-6	8400
Nov. 6	Holy Cross	W	27-0	17400
Nov. 13	at New Hampshire*	W	46-0	5000

### 1966 (6-3; 5-0 YC/1st)

**Yankee Conference Champions**

**Coach: Vic Fusia**

**Capt: Rod Brooks, Ed Toner**

Sept. 17	Maine*	W	10-7	15200
Sept. 24	at Dartmouth	L	7-17	12500
Oct. 8	Connecticut*	W	12-6	12900
Oct. 15	at Rhode Island*	W	14-9	5100
Oct. 22	Boston University	W	12-7	18700
Oct. 29	at Vermont*	W	27-21	10000
Nov. 5	at Holy Cross	L	14-16	15000
Nov. 12	New Hampshire*	W	14-7	6400
Nov. 19	Boston College	L	7-14	16700



# UMASS FOOTBALL RECORD BOOK

## GAME RESULTS BY SEASON

### 1967 (7-2; 5-0 YC/1st)

#### Yankee Conference Champions

##### Coach: Vic Fusia

##### Capt: Greg Landry, Jim Mitchell

Sept. 23	at Maine*	W	30-9	7500
Sept. 30	Dartmouth	L	10-28	18100
Oct. 14	at Connecticut*	W	35-14	11009
Oct. 21	Rhode Island*	W	28-24	16100
Oct. 28	at Boston University	W	24-0	10000
Nov. 4	Vermont*	W	21-0	8000
Nov. 11	Rutgers	W	30-7	13000
Nov. 18	at New Hampshire*	W	14-13	10500
Nov. 25	at Boston College	L	0-25	16200

### 1968 (2-8; 2-3 YC/3rd)

#### Coach: Vic Fusia

##### Capt: Michael McArdle, William Warnock

Sept. 21	Maine*	W	21-3	14000
Sept. 28	at Buffalo	L	0-23	9434
	(at War Memorial Stadium)			
Oct. 5	at Delaware	L	23-28	13261
Oct. 12	Boston University	L	7-21	13200
Oct. 19	at Rhode Island*	L	9-14	3500
Oct. 26	Connecticut*	L	20-27	17500
Nov. 2	at Vermont*	W	49-0	4500
Nov. 9	at Holy Cross	L	20-47	10190
Nov. 16	New Hampshire*	L	0-16	8000
Nov. 23	Boston College	L	6-21	12000

### 1969 (6-3; 5-0 YC/1st)

#### Yankee Conference Champions

##### Coach: Vic Fusia

##### Capt: Edward Sarno, Thomas York

Sept. 20	at Maine*	W	49-7	8302
Sept. 27	Buffalo	L	6-16	13200
Oct. 4	Delaware	L	21-33	10500
Oct. 11	at Boston University	W	14-9	9772
Oct. 18	Rhode Island*	W	21-9	16200
Oct. 25	at Connecticut*	W	28-7	15134
Nov. 1	Vermont*	W	48-7	11200
Nov. 15	at New Hampshire*	W	48-7	9214
Nov. 22	at Boston College	L	30-35	20500

### 1970 (4-5-1; 3-1-1 YC/2nd)

#### Coach: Vic Fusia

##### Capt: John Farrelly

Sept. 19	Maine*	W	28-0	12000
Sept. 26	at Dartmouth	L	0-27	8888
Oct. 3	at Buffalo	L	13-16	6206
Oct. 10	Boston University	L	10-13	9500
Oct. 17	at Rhode Island*	L	7-14	8000
Oct. 24	Connecticut*	T	21-21	14600
Oct. 31	at Vermont*	W	48-6	3300
Nov. 7	at Holy Cross	W	29-13	12881
Nov. 14	New Hampshire*	W	24-14	12200
Nov. 21	Boston College	L	10-21	17200

### 1971 (4-4-1; 3-1-1 YC/1st)

#### Yankee Conference Champions

##### Coach: Dick MacPherson

##### Capt: Dennis Keating, John Hulecki

Sept. 18	at Maine*	W	13-0	4800
Sept. 25	Dartmouth	L	7-31	16700
Oct. 9	at Boston University	L	21-47	6100
Oct. 16	Rhode Island*	L	3-31	13500
Oct. 23	at Connecticut*	T	3-3	14386
Oct. 30	Vermont*	W	24-15	7000
Nov. 6	Holy Cross	W	38-27	14500
Nov. 13	at New Hampshire*	W	38-20	11762
Nov. 20	at Boston College	L	0-35	25311

### 1972 (9-2; 5-0 YC/1st)

#### Yankee Conference Champions

##### Coach: Dick MacPherson

##### Capt: Clarence Brooks

Sept. 23	Maine*	W	37-0	
Sept. 30	at Harvard	W	28-19	
Oct. 7	at Vermont*	W	33-14	
Oct. 14	Boston University	W	44-15	
Oct. 21	at Rhode Island*	W	42-7	
Oct. 28	Connecticut*	W	49-16	
Nov. 4	at Bucknell	L	15-28	
Nov. 11	at Holy Cross	L	16-28	
Nov. 18	New Hampshire*	W	42-7	
Nov. 25	Boston College	W	28-7	

Boardwalk Bowl, Atlantic City, N.J.

Dec. 9 California-Davis W 35-14

### 1973 (6-5; 4-2 YC/3rd)

#### Coach: Dick MacPherson

##### Capt: John Jones, Peil Pennington

Sept. 8	Holy Cross	L	28-30	
Sept. 15	Villanova	W	21-20	
Sept. 22	Maine*	W	20-0	
Sept. 29	at Harvard	L	7-24	
Oct. 6	at Rutgers	W	25-22	
Oct. 13	at Boston University*	W	20-6	
Oct. 20	Rhode Island*	L	35-41	
Oct. 27	at Connecticut*	L	6-28	
Nov. 3	Vermont*	W	27-7	
Nov. 17	at New Hampshire*	W	28-7	
Nov. 24	at Boston College	L	14-59	

### 1974 (5-6; 4-2 YC/1st)

#### Yankee Conference Champions

##### Coach: Dick MacPherson

##### Capt: Ed McAleney, Dennis Kiernan

Sept. 14	Villanova	L	13-17	
Sept. 21	at Maine*	W	42-0	
Sept. 28	at Dartmouth	W	14-0	
Oct. 5	Vermont*	L	14-25	
Oct. 12	Boston University*	W	21-14	
Oct. 19	at Rhode Island*	W	17-7	
Oct. 26	Connecticut*	L	9-10	
Nov. 2	at Colgate	L	34-42	
Nov. 9	at Holy Cross	L	20-30	
Nov. 16	New Hampshire*	W	27-17	
Nov. 23	Boston College	L	8-70	

### 1975 (8-2; 4-1 YC/2nd)

#### Coach: Dick MacPherson

##### Capt: Ned Deane, Ed McAleney

Sept. 20	Maine*	W	10-0	
Sept. 27	Dartmouth	W	7-3	
Oct. 4	Northeastern	W	34-14	
Oct. 11	Boston University*	W	21-0	
Oct. 18	Rhode Island*	W	23-7	
Oct. 25	at Connecticut*	W	29-14	
Nov. 1	at Western Illinois	W	16-13	
Nov. 8	Holy Cross	W	45-13	
Nov. 15	at New Hampshire*	L	11-14	
Nov. 22	at Boston College	L	14-24	

### 1976 (5-5; 3-2 YC/2nd)

#### Coach: Dick MacPherson

##### Capt: Brian McNally, John Toner

Sept. 11	Toledo	W	28-14	9500
Sept. 18	at Maine*	W	24-3	7100
Sept. 25	at Harvard	L	13-24	14454
Oct. 9	at Boston University*	W	33-6	1000
Oct. 16	at Rhode Island*	W	14-7	8359
Oct. 23	Connecticut*	L	6-28	14900
Oct. 30	at Rutgers	L	7-24	20100
Nov. 6	at Holy Cross	W	21-14	10011
Nov. 13	New Hampshire*	L	0-23	10900
Nov. 20	Boston College	L	0-35	13300

### 1977 (8-3; 5-0 YC/1st)

#### Yankee Conference Champions

##### NCAA Division II First Round

##### Coach: Dick MacPherson

##### Capt: John Gladchuk, Peter McCarthy

Sept. 10	at Army	L	10-34	22101
Sept. 17	Maine*	W	28-0	8400
Sept. 24	at Harvard	W	17-0	10116
Oct. 1	Youngstown State	W	54-13	7200
Oct. 8	Boston University*	W	41-16	4700
Oct. 15	Rhode Island*	W	37-6	10500
Oct. 22	at Connecticut*	W	10-0	7122
Nov. 5	Holy Cross	W	28-6	8100
Nov. 12	at New Hampshire*	W	19-6	20000
Nov. 19	at Boston College	L	7-34	30846

NCAA Division II Playoffs, Amherst, Mass.

Nov. 26 Lehigh L 23-30 4964

### 1978 (9-4; 5-0 YC/1st)

#### Yankee Conference Champions

##### NCAA Finalists

##### Coach: Bob Pickett

##### Capt: Bruce Kimball, Joe McLaughlin

Sept. 16	Villanova	L	21-25	8800
Sept. 23	at Maine*	W	40-6	7200
Sept. 30	at Harvard	L	0-10	12200
Oct. 7	Morgan State	W	38-6	6700
Oct. 14	at Boston University*	W	31-7	3570
Oct. 21	at Rhode Island*	W	19-17	7995
Oct. 28	Connecticut*	W	17-10	14200
Nov. 4	Rutgers	L	11-21	9800
Nov. 11	at Holy Cross	W	33-8	20614
Nov. 18	New Hampshire*	W	34-7	11300
Nov. 25	Boston College	W	27-0	7950

NCAA Division I-AA Playoffs, Reno, Nev.

Dec. 9 at Nevada-Reno W 44-21 14026

NCAA Division I-AA Championship

Pioneer Bowl, Wichita Falls, Texas

Dec. 16 Florida A&M L 28-35 13604

### 1979 (6-4; 4-1 YC/1st)

#### Yankee Conference Champions

##### Coach: Bob Pickett

##### Capt: Mike McEvilly, Kevin Sullivan

Sept. 15	at Villanova	L	7-35	8500
Sept. 22	Maine*	W	38-14	3990
Sept. 29	at Harvard	W	20-7	15000
Oct. 6	North Carolina Central	W	48-7	7400
Oct. 13	Boston University*	W	20-6	10800
Oct. 20	Rhode Island*	W	24-0	13500
Oct. 27	at Connecticut*	L	0-24	10677
Nov. 10	Holy Cross	L	18-20	6300
Nov. 17	at New Hampshire*	W	29-0	8750
Nov. 24	at Boston College	L	3-41	28475

### 1980 (7-3; 4-1 YC/2nd)

#### Coach: Bob Pickett

##### Capt: Fred Read, Bob Manning, Frank DiTommaso

Sept. 20	Villanova	W	24-12	11494
Sept. 27	Delaware State	W	39-0	9700
Oct. 4	at Rhode Island*	W	26-8	10443
Oct. 11	Delaware	L	17-21	10400
Oct. 18	at Maine*	W	21-14	2700
Oct. 25	at Boston University*	L	0-3	1520
Nov. 1	Connecticut*	W	39-21	12146
Nov. 8	at Holy Cross	W	17-13	7121
Nov. 15	New Hampshire*	W	17-0	9206
Nov. 22	Boston College	L	12-13	15216

### 1981 (6-3; 4-1 YC/1st)

#### Yankee Conference Champions

##### Coach: Bob Pickett

##### Capt: Peter DiTommaso, Jerry Gordon

Sept. 19	Holy Cross	W	13-10	9960
Sept. 26	Dartmouth	W	10-8	11855
Oct. 3	Rhode Island*	L	10-16	11905
Oct. 10	at Delaware	L	15-38	19581
Oct. 17	Maine*	W	20-7	7711
Oct. 24	Boston University*	W	34-20	12383
Oct. 31	at Connecticut*	W	29-24	15982
Nov. 7	at Boston College	L	22-52	20400
Nov. 14	at New Hampshire*	W	20-9	10300

### 1982 (5-6; 3-2 YC/1st)

#### Yankee Conference Champions

##### Coach: Bob Pickett

##### Capt: Dwayne Lopes, Jerry Gordon, Tom Murray

Sept. 11	West Chester State	W	25-3	10623
Sept. 18	at Holy Cross	L	14-27	13251
Sept. 25	at Harvard	L	14-31	12500
Oct. 2	at Rhode Island*	W	17-7	9443
Oct. 9	Delaware	L	13-14	10411
Oct. 16	at Maine*	L	24-42	9800
Oct. 23	at Boston University*	L	6-42	8249
Oct. 30	Connecticut*	W	30-14	9932
Nov. 6	Boston College	L	21-34	16023
Nov. 13	New Hampshire*	W	27-0	4871
Nov. 20	AIC	W	29-13	5263



# UMASS FOOTBALL RECORD BOOK

## GAME RESULTS BY SEASON

### 1983 (3-8; 2-3 YC/4th)

**Coach: Bob Pickett**

**Capt: Richard Jenkins, Gary Freker, Grady Fuller**

Sept. 10	at Toledo	L	13-45	20061
Sept. 17	Holy Cross	L	0-17	13591
Sept. 24	at Harvard	W	21-7	12500
Oct. 1	Rhode Island*	L	3-13	6831
Oct. 8	at Delaware	L	13-16	19737
Oct. 15	Maine*	W	17-7	8327
Oct. 22	Boston University*	W	24-21	11210
Oct. 29	at Connecticut*	L	6-16	14546
Nov. 5	at Lehigh	L	20-21	14000
Nov. 12	at New Hampshire*	L	10-35	6300
Nov. 19	at Northeastern	L	14-31	4200

### 1984 (3-8; 1-4 YC/5th)

**Coach: Bob Stull**

**Capt: Tom McEvilly, Peter Tracy**

Sept. 1	Ball State	W	26-10	8946
Sept. 8	Lehigh	L	14-21	11871
Sept. 22	at Holy Cross	L	7-35	17641
Sept. 29	Northeastern	W	3-0	8633
Oct. 6	at Rhode Island*	L	19-20	10227
Oct. 13	Richmond	L	7-24	8229
Oct. 20	at Maine*	L	7-20	7200
Oct. 27	at Boston University*	L	21-31	3161
Nov. 3	Connecticut*	L	16-21	13031
Nov. 10	at Delaware	L	14-27	13367
Nov. 17	New Hampshire*	W	14-10	5621

### 1985 (7-4; 4-1 YC/2nd)

**Coach: Bob Stull**

**Capt: Paul Platek, George Barnwell**

Sept. 7	Morgan State	W	38-9	11918
Sept. 14	at Richmond	L	14-19	14068
Sept. 21	Holy Cross	W	27-3	13814
Sept. 28	at Harvard	L	3-10	15000
Oct. 5	Rhode Island*	L	3-7	6871
Oct. 12	at Northeastern	W	10-7	5100
Oct. 19	Maine*	W	20-7	5644
Oct. 26	Boston University*	W	17-14	11072
Nov. 2	at Connecticut*	W	21-7	11340
Nov. 9	Delaware	L	24-27	9121
Nov. 16	at New Hampshire*	W	21-17	8419

### 1986 (8-3; 5-2 YC/1st)

**Yankee Conference Champions**

**Coach: Jim Reid**

**Capt: Stan Kaczorowski, Paul Manganaro**

Sept. 6	at James Madison	W	16-14	12400
Sept. 13	Richmond*	W	24-21	13642
Sept. 27	Northeastern	W	31-28	13753
Oct. 4	at Rhode Island*	W	31-17	6356
Oct. 11	Delaware*	L	13-41	13888
Oct. 18	at Maine*	W	23-13	8500
Oct. 25	at Boston University*	W	34-25	12249
Nov. 1	at Holy Cross	L	7-41	18861
Nov. 8	at Harvard	W	17-7	1250
Nov. 15	New Hampshire*	W	38-31	8117
Nov. 22	Connecticut*	L	17-20	10973

### 1987 (3-8; 2-5 YC/5th)

**Coach: Jim Reid**

**Capt: Peter Montini, Vito Perrone, Jim Vertucci**

Sept. 12	Maine*	L	14-31	11242
Sept. 19	at Richmond*	L	51-52 (4OT)	15202
Sept. 26	James Madison	L	15-21	10303
Oct. 3	Rhode Island*	W	42-7	9801
Oct. 10	at Delaware*	L	34-37	21764
Oct. 17	at Connecticut*	L	17-21	8013
Oct. 24	Boston University*	W	10-7	12410
Oct. 31	Holy Cross	L	10-54	15214
Nov. 7	at Villanova	L	27-44	13400
Nov. 14	at New Hampshire*	L	10-17	6580
Nov. 21	at Northeastern	W	27-7	3830

### 1988 (8-4; 6-2 YC/1st)

**Yankee Conference Champions**

**NCAA Frist Round**

**Coach: Jim Reid**

**Capt: Bill Buttler, John McKeown, Nick Salmon**

Sept. 10	Maine*	W	45-42	12458
Sept. 17	at Ball State	L	17-44	9370
Sept. 24	at Harvard	W	45-28	7500
Oct. 1	Boston University*	W	44-27	12840
Oct. 8	at Rhode Island*	W	26-7	5117
Oct. 15	Connecticut*	L	14-35	14301
Oct. 22	at Delaware*	L	7-10	22301
Oct. 29	Northeastern	W	21-6	7240
Nov. 5	at Richmond*	W	26-16	9026
Nov. 12	Villanova*	W	17-6	5829
Nov. 19	at New Hampshire*	W	64-42	8650

*NCAA Division I-AA Playoffs, Richmond, Ky.*

Nov. 26	at Eastern Kentucky	L	17-28	4600
---------	---------------------	---	-------	------

### 1989 (5-5-1; 3-5 YC/7th)

**Coach: Jim Reid**

**Capt: Joe Cullen, Chip Mitchell**

Sept. 9	James Madison	T	28-28	9428
Sept. 16	at Lehigh	W	42-23	6123
Sept. 23	at Maine*	L	23-40	10389
Sept. 30	Boston University*	L	19-41	5655
Oct. 7	Rhode Island*	W	31-6	10102
Oct. 14	at Connecticut*	L	33-39 (OT)	12440
Oct. 21	Delaware*	L	14-21	4780
Oct. 28	at Northeastern	W	31-27	7060
Nov. 4	Richmond*	W	17-14	5926
Nov. 11	at Villanova*	L	26-29	7109
Nov. 18	New Hampshire*	W	34-28	4114

### 1990 (8-2-1; 7-1 YC/1st)

**Yankee Conference Champions**

**Coach: Jim Reid**

**Capt: Pat Doran, Anthony Giudice, Paul Mayberry**

Sept. 8	at Holy Cross (-/7)	T	10-10	16444
Sept. 15	Maine*	W	21-10	10431
Sept. 29	Boston Univ.* (19/-)	W	47-16	8247
Oct. 6	at Rhode Island* (10/-)	W	16-13	9407
Oct. 13	Connecticut* (9/-)	W	38-19	2459
Oct. 20	at Delaware* (8/-)	W	17-3	22184
Oct. 27	Northeastern (8/-)	W	28-21	8810
Nov. 3	at Richmond* (8/-)	W	26-9	7012
Nov. 10	Villanova* (5/-)	W	3-0	1100
Nov. 17	at New Hampshire* (4/-)	L	18-36	8062

*NCAA Division I-AA Playoffs, Williamsburg, Va.*

Nov. 24	at William & Mary (9/7)	L	0-38	7027
---------	-------------------------	---	------	------

### 1991 (4-7; 3-5 YC/4th)

**Coach: Jim Reid**

**Capt: Kai Dietiker, Matt Tulley, Allen Williams**

Sept. 7	Delaware* (19/-)	L	7-24	9527
Sept. 14	Holy Cross (-/11)	L	20-22	13562
Sept. 21	at Maine*	W	10-3	9746
Sept. 28	at Boston University*	W	15-7	3074
Oct. 5	at James Madison (-/19)	L	7-24	15104
Oct. 12	Rhode Island*	L	14-17	9427
Oct. 19	at Connecticut*	L	21-26	10142
Nov. 2	at Northeastern	W	27-12	4620

Nov. 9	Richmond*	W	42-14	4427
Nov. 16	at Villanova* (-/6)	L	14-24	6100
Nov. 23	New Hampshire* (-/12)	L	28-35	4126

### 1992 (7-3; 5-3 YC/3rd)

**Coach: Mike Hodges**

**Capt: John Creamer, Bill Durkin**

Sept. 12	at Delaware* (-/9)	L	13-33	17299
Sept. 19	at Holy Cross (-/20)	W	7-3	10802
Sept. 26	Boston University*	W	30-28	5846
Oct. 10	at Rhode Island*	W	32-7	6141
Oct. 17	Connecticut*	W	20-7	10909
Oct. 24	Villanova* (-/10)	W	13-9	6891
Oct. 31	Northeastern (18/-)	W	22-10	5051
Nov. 7	at Richmond* (15/16)	W	17-13	10402
Nov. 14	Maine* (15/-)	L	13-21	6001
Nov. 21	at New Hampshire* (20/-)	L	13-20	5398

### 1993 (9-2; 6-2 YC/2nd NE)

**Coach: Mike Hodges**

**Capt: Scott Assenoco, Bill Durkin, Mario Perry, Matt Rajotte**

Sept. 11	Holy Cross	W	37-7	12887
Sept. 18	at Maine* (25/-)	L	13-17 (forfeit)	7924
Sept. 25	at Boston University*	L	9-28	7508
Oct. 2	James Madison	W	33-10	14207
Oct. 9	Rhode Island*	W	36-14	5142
Oct. 16	at Connecticut*	W	20-17	12001
Oct. 23	Delaware* (-/7)	W	43-29	13102
Oct. 30	at Northeastern*	W	21-17	5500
Nov. 6	Richmond (25/-)	W	29-24	5139
Nov. 13	William & Mary* (-/10)	L	28-45	3222
Nov. 20	New Hampshire*	W	15-13	4712

*Maine defeated UMass, 17-13 on Sept. 18, but later forfeited the game due to the use of ineligible players. UMass counts the game as a victory.*

### 1994 (5-6; 4-4 YC/3rd NE)

**Coach: Mike Hodges**

**Capt: Ben Albert, Rene Ingoglia**

Sept. 10	at Richmond (25/-)	L	13-14	9822
Sept. 17	at Holy Cross	W	32-0	12271
Sept. 24	Maine*	W	20-14	14873
Oct. 1	Rhode Island*	W	22-12	10812
Oct. 8	at New Hampshire*	L	11-14	9018
Oct. 15	at William & Mary* (-/7)	W	23-14	9042
Oct. 22	at Delaware*	L	14-52	18978
Oct. 29	Boston University* (-/8)	L	24-28	15184
Nov. 5	Northeastern*	W	27-24	6511
Nov. 12	Youngstown State (-/1)	L	9-28	6150
Nov. 19	Connecticut*	L	13-21	7296

### 1995 (6-5; 3-5 YC / 4th NE)

**Coach: Mike Hodges**

**Capt: Vernard Fennell, Rene Ingoglia**

Sept. 9	Richmond* (19/-)	L	7-21	8614
Sept. 16	Holy Cross	W	51-0	8819
Sept. 23	at Northeastern*	W	21-19	3500
Sept. 30	at Rhode Island*	L	0-34	5005
Oct. 7	New Hampshire*	L	29-32	11191
Oct. 14	at Buffalo	W	33-9	5665
Oct. 21	William & Mary* (-/12)	W	20-9	5011
Oct. 28	Lehigh	W	44-36	5871
Nov. 4	at Maine*	L	21-24 (OT)	2139
Nov. 11	at Boston University*	W	28-23	6095
Nov. 18	at Connecticut*	L	7-20	8479

### 1996 (6-5; 4-4 YC/3rd NE)

**Coach: Mike Hodges**

**Capt: Kory Blackwell, Mark Shalala**

Sept. 7	at Villanova	L	14-50	6207
Sept. 14	at Holy Cross	W	28-10	8770
Sept. 21	at Richmond*	W	23-17 (OT)	15237
Sept. 28	Northeastern*	W	21-14	12206
Oct. 5	at Rhode Island*	L	21-41	5390
Oct. 12	Boston University*	W	43-12	15201
Oct. 19	Buffalo	W	41-20	8819
Oct. 26	at New Hampshire* (-/24)	L	7-40	6851
Nov. 2	at Maine*	L	14-22	6251
Nov. 9	at William & Mary* (-/13)	L	6-30	6867
Nov. 16	Connecticut*	W	39-38	7216

### 1997 (2-9; 1-7 A-10/5th NE)

**Coach: Mike Hodges**

**Capt: Mike Dawson, Khari Samuel, Geoff Thomas**

Aug. 30	Richmond#	L	6-21	10837
Sept. 13	at Maine#	L	6-49	4363
Sept. 20	at James Madison#	L	10-13	11300
Sept. 27	Rhode Island#	W	18-14	8218
Oct. 4	New Hampshire#	L	10-28	14835
Oct. 11	at Villanova# (-/3)	L	27-49	7109
Oct. 18	at Buffalo	W	26-20	6052
Oct. 25	Delaware (-/4)	L	9-40	5317
Nov. 1	Hofstra (-/24)	L	13-51	2510
Nov. 8	at Boston University#	L	8-33	3140
Nov. 15	Connecticut#	L	16-49	2870

# UMASS FOOTBALL RECORD BOOK

## GAME RESULTS BY SEASON

### 1998 (12-3; 6-2 A-10/1st NE)

#### National Champions

#### Atlantic 10 Champions

#### Coach: Mark Whipple

#### Capt: Khari Samuel, Kerry Taylor

Sept. 3	at Delaware (-/3)	L	30-33	20744
Sept. 12	at Richmond#	W	22-17	10219
Sept. 26	Buffalo	W	51-27	11672
Oct. 3	at Hofstra (-/6)	W	40-35	5308
Oct. 10	James Madison# (24/-)	W	28-26	14202
Oct. 17	at Connecticut# (18/15)	L	41-44 (OT)	8581
Oct. 24	Villanova# (19/22)	W	36-26	12135
Oct. 31	at New Hampshire# (16/-)	W	27-26	3578
Nov. 7	at Rhode Island# (12/-)	W	23-13	5036
Nov. 14	Maine# (10/-)	W	55-34	10355
Nov. 21	Connecticut# (7/9)	L	27-28	16392

#### NCAA Division I-AA First Round, Lake Charles, La.

Nov. 28	at McNeese State (12/6)	W	21-19	11349
---------	-------------------------	---	-------	-------

#### NCAA Division I-AA Quarterfinals, Amherst, Mass.

Dec. 5	Lehigh (12/-)	W	27-21	12108
--------	---------------	---	-------	-------

#### NCAA Division I-AA Semifinals, Natchitoches, La.

Dec. 12	at Northwestern State (12/2)	W	41-31	10424
---------	------------------------------	---	-------	-------

#### NCAA Division I-AA Championship, Chattanooga, Tenn.

Dec. 19	Georgia Southern (12/1)	W	55-43	17501
---------	-------------------------	---	-------	-------

### 1999 (9-4; 7-1 A-10/1st)

#### Atlantic 10 Champions

#### NCAA Quarterfinals

#### Coach: Mark Whipple

#### Capt: Todd Bankhead, Matt Dawson

Sept. 11	New Hampshire# (2/-)	W	34-19	14120
Sept. 18	at Villanova# (2/-)	L	21-26	9117
Sept. 25	at Toledo (9/-)	L	3-24	20916
Oct. 2	Hofstra (16/6)	L	14-27	13827
Oct. 9	Northeastern#	W	77-0	15747
Oct. 16	at Maine# (25/-)	W	38-17	6874
Oct. 23	at Delaware# (24/12)	W	26-19	19590
Oct. 30	Rhode Island# (20/-)	W	31-9	13879
Nov. 6	at Richmond (17/-)	W	33-6	11351
Nov. 13	at William & Mary# (17/-)	W	25-16	7055
Nov. 20	Connecticut# (13/-)	W	62-20	15847

#### NCAA Division I-AA First Round, Greenville, S.C.

Nov. 27	at Furman (10/8)	W	30-23 (OT)	7215
---------	------------------	---	------------	------

#### NCAA Division I-AA Quarterfinals, Statesboro, Ga.

Dec. 4	at Georgia Southern (10/2)	L	21-38	13121
--------	----------------------------	---	-------	-------

### 2000 (7-4; 5-3 A-10/3rd)

#### Coach: Mark Whipple

#### Capt: Kole Ayi, Marcel Shipp, Brian Smith

Aug. 31	William & Mary# (4/-)	W	36-16	10176
Sept. 16	at Richmond# (3/-)	L	24-31	10200
Sept. 23	New Haven (1/-)	W	39-29	9122
Sept. 30	Hofstra (11/10)	L	36-51	10143
Oct. 7	at Northeastern# (19/-)	W	21-16	4184
Oct. 14	Maine# (16/-)	W	33-10	12136
Oct. 21	AIC (15/-)	W	21-0	10627
Oct. 28	at New Hampshire# (14/-)	L	16-24	6349
Nov. 4	Villanova# (22/23)	W	38-17	9124
Nov. 11	Delaware# (21/4)	L	19-31	8680
Nov. 18	at Rhode Island#	W	29-21	3876

### 2001 (3-8; 3-6 A-10/8th)

#### Coach: Mark Whipple

#### Capt: Kevin Quinlan, Jeremy Robinson

Sept. 1	William & Mary (21/RV)	L	10-31	8243
Sept. 8	at Marshall (RV/-)	L	20-49	27533
Sept. 22	at Delaware# (RV/23)	L	7-35	20372
Sept. 29	at Hofstra# (-/12)	L	6-36	2995
Oct. 13	New Hampshire# (-/RV)	L	24-35	10117
Oct. 20	James Madison#	W	43-20	10264
Oct. 27	at Villanova# (-/RV)	L	13-47	7897
Nov. 3	Northeastern#	W	17-10	8535
Nov. 10	at Maine# (-/20)	L	7-37	3341
Nov. 17	Rhode Island# (-/15)	W	24-7	6085
Nov. 23	Richmond#	L	7-35	3582

### 2002 (8-4; 6-3 A-10/3rd)

#### Coach: Mark Whipple

#### Capt: Maikel Miret, Corey Potter

Sept. 7	Central Conn. (RV/-)	W	52-3	8103
Sept. 14	AIC (RV/-)	W	42-13	7064
Sept. 21	at Northeastern# (RV/18)	L	17-42	6651
Sept. 28	at North Carolina State	L	24-56	51221
Oct. 5	at Richmond# (-/RV)	W	34-13	6927
Oct. 12	Maine# (RV/2)	W	20-10	5183
Oct. 19	Villanova# (20/4)	W	17-16	11208
Oct. 26	at James Madison# (16/-)	W	14-7	11567
Nov. 2	Delaware# (13/RV)	W	17-7	11553
Nov. 9	at New Hampshire# (12/-)	L	14-31	3686
Nov. 16	Hofstra# (19/-)	L	28-31	5090
Nov. 23	at Rhode Island# (RV/-)	W	48-21	2501

### 2003 (10-3; 8-1 A-10/1st)

#### Atlantic 10 Champions

#### NCAA First Round

#### Coach: Mark Whipple

#### Capt: Jeremy Cain, Jeff Krohn, Anton McKenzie

Sept. 6	Central Connecticut (12/-)	W	51-7	8360
Sept. 13	at Kansas State (10/7 I-A)	L	7-38	46102
Sept. 20	at Maine# (12/16)	W	24-16	7316
Sept. 27	James Madison# (10/RV)	W	31-26	10196
Oct. 4	New Hampshire# (9/-)	W	44-30	7085
Oct. 11	at William & Mary# (7/-)	W	24-14	4868
Oct. 18	Hofstra (6/-)	W	27-22	7323
Oct. 25	at Villanova# (5/2)	W	19-14	9125
Nov. 1	Northeastern# (4/RV)	W	28-24	7106
Nov. 8	Richmond# (4/-)	W	30-17	6167
Nov. 15	at Delaware# (3/6)	L	45-51 (3OT)	21804
Nov. 22	Rhode Island# (7/-)	W	31-17	7087

#### NCAA Division I-AA First Round, Hamilton, N.Y.

Nov. 29	at Colgate (5/-)	L	7-19	4197
---------	------------------	---	------	------

### 2004 (6-5; 4-4 A-10/2nd)

#### Coach: Don Brown

#### Capt: Steve Costello, Rob Kane, Jason Peebler, Serge Tikum

Sept. 4	at Delaware State (19/-)	W	51-0	1750
Sept. 11	Colgate (14/4)	W	30-20	16405
Sept. 18	Richmond# (9/-)	L	14-24	4986
Sept. 25	Delaware# (16/4)	L	7-21	11298
Oct. 2	at Boston College (19/-)	L	7-29	43262
Oct. 9	at James Madison# (RV/19)	L	7-28	15321
Oct. 16	at New Hampshire# (RV/7)	W	38-21	7630
Oct. 23	at Rhode Island# (RV/-)	L	24-27	4376
Oct. 30	Maine# (-/19)	W	35-34 (OT)	5632
Nov. 6	at Northeastern#	W	26-22	4216
Nov. 20	Hofstra# (RV/-)	W	40-30	5867

### 2005 (7-4; 6-2 A-10/2nd)

#### Coach: Don Brown

#### Capt: Shannon James, Colin Stoetzel, Serge Tikum

Sept. 1	at Richmond# (15/-)	W	19-6	6040
Sept. 10	at Colgate (15/-)	L	14-17	3417
Sept. 17	Albany (25/-)	W	40-0	10177
Sept. 24	Rhode Island # (24/25)	W	14-6	15314
Oct. 8	Northeastern# (18/-)	W	27-0	4257
Oct. 15	James Madison# (13/4)	W	10-7	4476
Oct. 22	at Maine# (8/-)	W	35-14	6560
Oct. 29	New Hampshire# (7/4)	L	28-34	12539
Nov. 5	at Delaware# (8/RV)	W	35-7	22078
Nov. 12	at Army (5/-)	L	27-34	34055
Nov. 19	at Hofstra# (7/-)	L	10-21	3502

### 2006 (13-2; 8-0 A-10/1st)

#### Atlantic 10 Champions

#### NCAA Finalists

#### Coach: Don Brown

#### Capt: Steve Baylark, James Ihedigbo, Alex Miller

Sept. 2	Colgate (10/RV)	W	28-7	8191
Sept. 9	at Navy (9/-)	L	20-21	30117
Sept. 16	at Villanova# (9/-)	W	31-21	10887
Sept. 23	Stony Brook (9/-)	W	48-7	9001
Oct. 7	William & Mary# (10/-)	W	48-7	15822
Oct. 14	at Towson# (8/22)	W	35-0	6820
Oct. 21	Rhode Island# (6/-)	W	41-16	15522
Oct. 28	at Northeastern# (4/-)	W	7-0	550
Nov. 4	at New Hampshire# (3/9)	W	28-20	10598
Nov. 11	Maine# (3/19)	W	10-9	13166
Nov. 18	Hofstra# (3/-)	W	22-16	9211

#### NCAA Division I-AA First Round, Amherst, Mass.

Nov. 25	Lafayette (3/RV)	W	35-14	5388
---------	------------------	---	-------	------

#### NCAA Division I-AA Quarterfinals, Amherst, Mass.

Dec. 2	New Hampshire (3/9)	W	24-17	17000
--------	---------------------	---	-------	-------

#### NCAA Division I-AA Semifinals, Missoula, Mont.

Dec. 8	at Montana (3/2)	W	19-17	23454
--------	------------------	---	-------	-------

#### NCAA Division I-AA Championship, Chattanooga, Tenn.

Dec. 15	Appalachian State (3/1)	L	17-28	22808
---------	-------------------------	---	-------	-------

### 2007 (10-3; 7-1 CAA/1st)

#### CAA Champions

#### NCAA Quarterfinals

#### Coach: Don Brown

#### Capt: Matt Austin, Jason Hatchell, J.J. Moore, Charles Walker

Sept. 1	Holy Cross (3/RV)	W	40-30	12264
Sept. 8	at Colgate (2/RV)	W	35-17	3211
Sept. 15	Towson# (3/23)	W	36-13	8218
Sept. 22	at Maine^ (3/-)	W	38-7	6167
Sept. 29	at Boston College (2/12FB5)	L	14-24	44111
Oct. 13	Villanova^ (4/RV)	W	32-24 (4OT)	16174
Oct. 20	Northeastern^ (4/-)	W	24-7	14189
Oct. 27	at William & Mary^ (4/-)	W	48-34	10178
Nov. 3	at Rhode Island^ (3/-)	L	6-12 (OT)	4118
Nov. 10	New Hampshire^ (8/14)	W	27-7	14190
Nov. 17	at Hofstra^ (8/22)	W	27-5	2915

#### NCAA Division FCS First Round, Amherst, Mass.

Nov. 24	Fordham (7/25)	W	49-35	5224
---------	----------------	---	-------	------

#### NCAA Division FCS Quarterfinals, Carbondale, Ill.

Dec. 1	at Southern Illinois (7/4)	L	27-34	6560
--------	----------------------------	---	-------	------

### 2008 (7-5; 4-4 CAA/3rd)

#### Coach: Don Brown

#### Capt: Sean Calicchio, Liam Coen, Brandon Collier, Sean Smalls

Aug. 30	Albany (5/RV)	W	28-16	15112
Sept. 6	at Holy Cross (4/RV)	W	45-42	12871
Sept. 13	at James Madison^ (3/7)	L	38-52	15747
Sept. 20	at Texas Tech (9/10FB5)	L	14-56	53190
Oct. 4	Delaware^ (18/16)	W	17-7	16422
Oct. 11	at Northeastern^ (13/RV)	W	28-24	4155
Oct. 18	Richmond^ (10/9)	L	15-30	15953
Oct. 25	Bryant (17/-)	W	42-7	12521
Nov. 1	at Rhode Island^ (15/-)	W	49-0	7201
Nov. 8	Maine^ (13/RV)	L	20-21	9182
Nov. 15	at New Hampshire^ (22/13)	L	21-52	6231
Nov. 22	Hofstra^ (RV/-)	W	28-14	5108

### 2009 (5-6; 3-5 CAA/T-3rd North)

#### Coach: Kevin Morris

#### Capt: Vladimir Ducasse, Jeromy Miles

Sept. 5	at Kansas State (17/-)	L	17-21	50750
Sept. 12	Albany (17/RV)	W	44-7	13215
Sept. 19	Rhode Island^ (17/RV)	W	30-10	12124
Sept. 26	Stony Brook (15/-)	W	44-17	16122
Oct. 10	at Delaware^ (12/RV)	L	27-43	22034
Oct. 17	New Hampshire^ (18/4)	W	23-17	13108
Oct. 24	at Richmond^ (14/1)	L	12-34	8214
Oct. 31	at Maine^ (19/-)	L	9-19	3562
Nov. 7	Northeastern^ (RV/-)	W	37-7	6725
Nov. 14	James Madison^ (RV/RV)	L	14-17	4028
Nov. 21	at Hofstra^ (RV/-)	L	52-48	2549

# UMASS FOOTBALL RECORD BOOK

## GAME RESULTS BY SEASON

### 2010 (6-5; 4-4 CAA/T-4th)

**Coach:** Kevin Morris

**Capt:** Tyler Holmes, Emil Igwenagu

Sept. 4	William & Mary <sup>^</sup> (RV/4)	W	27-23	10072
Sept. 11	Holy Cross (18/-)	W	31-7	16352
Sept. 18	at Michigan (16/20FBS)	L	37-42	110187
Sept. 25	at Stony Brook (11/-)	W	26-21	5309
Oct. 2	at Towson (8/-)	W	27-14	5560
Oct. 16	Richmond <sup>^</sup> (8/20)	L	10-11	16421
Oct. 23	vs New Hampshire <sup>^</sup> (12/9)	L	13-39	32848
Oct. 30	at James Madison <sup>^</sup> (18/15)	W	21-14	16664
Nov. 6	Maine <sup>^</sup>	W	39-24	12121
Nov. 13	Delaware <sup>^</sup> (-/2)	L	27-45	10057
Nov. 20	at Rhode Island <sup>^</sup>	L	34-37	3156

### 2011 (5-6; 0-0 CAA+)

**Coach:** Kevin Morris

**Capt:** Tyler Holmes, Emil Igwenagu

Sept. 1	at Holy Cross	W	24-16	15942
Sept. 17	Rhode Island <sup>^</sup>	W	36-27	11167
Sept. 24	at Boston College	L	17-45	30176
Oct. 1	at Old Dominion <sup>^</sup>	L	33-48	19818
Oct. 8	Central Connecticut	W	42-26	11736
Oct. 15	at Delaware <sup>^</sup> (-/9)	W	21-10	21902
Oct. 22	vs New Hampshire <sup>^</sup> (-/13)	L	21-27	24022
Oct. 29	at Richmond <sup>^</sup>	W	28-7	8700
Nov. 5	Villanova <sup>^</sup>	L	17-35	10012
Nov. 12	at Maine <sup>^</sup> (-/13)	L	21-32	4460
Nov. 19	James Madison <sup>^</sup> \$ (-/19)	L	17-34	7103

### 2012 (1-11; 1-7 MAC/6th East)

**Coach:** Charley Molnar

*First season as an FBS program*

Aug. 30	at Connecticut	L	0-37	15942
Sept. 8	Indiana	L	6-45	11167
Sept. 15	at Michigan	L	13-63	30176
Sept. 22	at Miami (Ohio) ~	L	16-27	19818
Sept. 29	Ohio ~	L	34-37	11736
Oct. 6	at Western Michigan ~	L	14-52	21902
Oct. 20	Bowling Green ~	L	0-24	24022
Oct. 27	at Vanderbilt	L	7-49	8700
Nov. 3	at Northern Illinois ~	L	0-63	10012
Nov. 10	at Akron ~	W	22-14	4460
Nov. 17	Buffalo ~	L	19-29	7103
Nov. 23	Central Michigan ~	L	21-42	6385

### 2013 (1-11; 1-7 MAC/6th East)

**Coach:** Charley Molnar

Aug. 31	at Wisconsin (-/23)	L	0-45	76306
Sept. 7	Maine	L	14-24	15624
Sept. 14	at Kansas State	L	7-37	52958
Sept. 21	Vanderbilt	L	7-24	16419
Oct. 5	at Bowling Green ~	L	7-28	13799
Oct. 12	Miami (Ohio) ~	W	17-10	21707
Oct. 19	at Buffalo ~	L	3-32	18707
Oct. 26	Western Michigan ~	L	30-31	20571
Nov. 2	Northern Illinois ~ (-/21)	L	19-63	10061
Nov. 16	Akron ~	L	13-14	10599
Nov. 23	at Central Michigan ~	L	0-37	8763
Nov. 29	at Ohio ~	L	23-51	13162

### 2014 (3-9; 3-5 MAC/5th East)

**Coach:** Mark Whipple

Aug. 30	Boston College	L	7-30	30479
Sept. 6	Colorado	L	38-41	10227
Sept. 13	at Vanderbilt	L	31-34	33386
Sept. 20	at Penn State	L	7-48	99155
Sept. 27	Bowling Green ~	L	42-47	17000
Oct. 4	at Miami (Ohio) ~	L	41-42	15970
Oct. 11	at Kent State ~	W	40-17	12451
Oct. 18	Eastern Michigan ~	W	36-14	12030
Oct. 25	at Toledo ~	L	35-42	20104
Nov. 12	Ball State ~	W	24-10	13374
Nov. 18	at Akron ~	L	6-30	5571
Nov. 28	Buffalo ~	L	21-41	13417

### 2015 (3-9; 2-6 MAC/T-6th East)

**Coach:** Mark Whipple

Sept. 12	at Colorado	L	48-14	35094
Sept. 19	Temple	L	25-23	10141
Sept. 26	at Notre Dame (-/6)	L	62-27	80795
Oct. 3	Florida International	W	24-14	13525
Oct. 10	at Bowling Green ~	L	62-38	17118
Oct. 17	Kent State ~	L	15-10	15217
Oct. 24	Toledo ~ (-/19)	L	51-35	12793
Oct. 31	at Ball State ~	L	20-10	4576
Nov. 7	Akron ~	L	17-13	6228
Nov. 14	at Eastern Michigan ~	W	28-17	2759
Nov. 21	Miami (Ohio) ~	L	20-13	8839
Nov. 27	at Buffalo ~	W	31-26	15648

#### Key

\*Yankee Conference Games

#Atlantic 10 Conference Games

<sup>^</sup>CAA Conference Games

~Mid-American Conference Games

\$Final game as an FCS/I-AA team

+denotes no CAA record due to transition to Division I FBS

(UMass Ranking/Opponent Ranking)

# UMASS FOOTBALL RECORD BOOK

## SERIES RECORDS BY OPPONENT

OPPONENT	GAMES	W-L-T	SERIES START	LAST GAME	LAST UM WIN
Akron	4	1-3-0	2012	2015	2012
Albany	3	3-0-0	2005	2009	2009
AIC	13	10-1-2	1937	2002	2002
Amherst College	57	11-40-6	1879	1945	1934
Andover Academy	1	0-1-0	1905	1905	—
Appalachian State	1	0-1-0	2006	2006	—
Army	2	0-2-0	1977	2005	—
Ball State	4	2-2-0	1984	2015	2014
Bates	21	12-8-1	1901	1953	1953
Boston College	24	5-19-0	1901	2014	1978
Boston University	43	26-17-0	1892	1997	1996
Bowdoin	15	4-9-2	1927	1947	1947
Bowling Green	4	0-4-0	2012	2015	—
Bryant	1	1-0-0	2008	2008	2008
Brandeis	7	4-3-0	1952	1959	1959
Brooklyn	2	1-1-0	1941	1945	1941
Brown	7	0-7-0	1904	1911	—
Bucknell	3	2-1-0	1962	1972	1963
Buffalo	13	6-7-0	1964	2015	2015
California-Davis	1	1-0-0	1972	1972	1972
Central Connecticut State	3	3-0-0	2002	2011	2011
Central Michigan	2	0-2-0	2012	2013	—
City College of New York	2	1-1-0	1930	1946	1946
Clarkson Tech	1	1-0-0	1942	1942	1942
Coast Guard	6	3-3-0	1932	1940	1939
Colby	2	1-1-0	1914	1915	1915
Colgate	7	3-4-0	1914	2007	2007
Colorado	1	0-2-0	2014	2015	—
Connecticut	71	36-34-2	1897	2012	1999
Cooper Union	2	2-0-0	1931	1932	1932
Cornell	1	0-1-0	1916	1916	—
Dartmouth	24	3-20-1	1902	1981	1981
Delaware	33	7-25-0	1958	2011	2011
Delaware State	2	2-0-0	1980	2004	2004
East Carolina	1	0-1-0	1964	1964	—
Eastern Kentucky	1	0-1-0	1988	1988	—
Eastern Michigan	2	2-0-0	2014	2015	2015
Florida A&M	1	0-1-0	1978	1978	—
Florida International (FIU)	1	1-0-0	2015	2015	2015
Fordham	1	1-0-0	2007	2007	2007
Fort Devens	1	0-1-0	1948	1948	—
Furman	1	1-0-0	1999	1999	1999
Georgia Southern	2	1-1-0	1998	1999	1998
Harvard (Varsity)	20	8-11-1	1906	1988	1988
Harvard (Freshman)	1	0-1-0	1892	1892	—
Hofstra	13	6-7-0	1997	2008	2008
Holy Cross	50	24-21-5	1897	2011	2011
Holy Cross (Club)	1	1-0-0	1891	1891	1891
Indiana	1	0-1-0	2012	2012	—
James Madison	16	8-7-1	1986	2011	2010
Kansas State	3	0-3-0	2003	2013	—
Kent State	2	1-1-0	2014	2015	2014
Lafayette	1	1-0-0	2006	2006	2006
Lehigh	6	3-3-0	1977	1998	1998
Lowell Tech	1	1-0-0	1925	1925	1925
Maine	59	41-17-1	1909	2013	2010
Marshall	1	0-1-0	2001	2001	—
MIT	1	0-1-0	1881	1881	—
McNeese State	1	1-0-0	1998	1998	1998
Miami (Ohio)	4	1-3-0	2012	2015	2013
Michigan	2	0-2-0	2010	2012	—
Michigan State	1	0-1-0	1922	1922	—
Middlebury	9	7-2-0	1913	1932	1932
Montana	1	1-0-0	2006	2006	2006

OPPONENT	GAMES	W-L-T	SERIES START	LAST GAME	LAST UM WIN
Morgan State	2	2-0-0	1978	1985	1985
Mount Hermon	6	1-3-2	1892	1896	1894
Navy	1	0-1-0	2006	2006	—
Nevada-Reno	1	1-0-0	1978	1978	1978
New Hampshire	73	44-27-3	1897	2011	2009
New Haven	1	1-0-0	2000	2000	2000
North Carolina Central	1	1-0-0	1979	1979	1979
North Carolina State	1	0-1-0	2002	2002	—
Northampton YMCA	1	0-1-0	1896	1896	—
Northern Illinois	2	0-2-0	2012	2013	—
Northeastern	39	30-8-1	1934	2009	2009
Northwestern State (La.)	1	1-0-0	1998	1998	1998
Norwich	14	9-5-0	1900	1949	1949
Notre Dame	1	0-1-0	2015	2015	—
Ohio	2	0-2-0	2012	2013	—
Old Dominion	1	0-1-0	2011	2011	—
Penn State	1	0-1-0	2014	2014	—
Pittsfield Athletic Club	3	3-0-0	1895	1901	1901
RPI	10	7-2-1	1923	1940	1938
Rhode Island	86	48-36-2	1903	2011	2011
Richmond	26	14-13-0	1984	2011	2011
Rochester	1	0-1-0	1949	1949	—
Rutgers	4	2-2-0	1967	1978	1973
Shelburne Falls	1	0-0-1	1897	1897	—
Southern Illinois	1	0-1-0	2007	2007	—
Springfield College	40	9-25-6	1890	1960	1960
Springfield Technical	3	2-1-0	1899	1911	1899
St. Anselm's	1	0-1-0	1933	1933	—
St. Joseph's A.A.	1	0-1-0	1896	1896	—
Stevens Tech	3	3-0-0	1922	1924	1924
Stony Brook	4	4-0-0	2006	2010	2010
Temple	1	0-1-0	2015	2015	—
Texas Tech	1	0-1-0	2008	2008	—
Toledo	5	1-4-0	1976	2015	1976
Towson	3	3-0-0	2006	2010	2010
Trinity	13	1-12-0	1887	1911	1903
Tufts	49	14-28-7	1886	1954	1954
Union	3	1-0-2	1909	1913	1913
Vanderbilt	3	0-3-0	2012	2014	—
Vermont	32	24-6-2	1899	1974	1973
Vermont (Club)	1	0-1-0	1890	1890	—
Vermont Academy	1	1-0-0	1898	1898	1898
Villanova	24	12-12-0	1961	2011	2007
Wagner	1	1-0-0	1931	1931	1931
Wesleyan	14	6-8-0	1881	1924	1924
West Chester State	1	1-0-0	1982	1982	1982
Western Illinois	1	1-0-0	1975	1975	1975
Western Michigan	2	0-2-0	2012	2013	—
Wilbraham Academy	1	1-0-0	1884	1884	1884
William & Mary	12	8-4-0	1990	2009	2009
Williams	17	1-15-1	1900	1951	1904
Williston Academy	20	13-7-0	1880	1899	1899
Wisconsin	1	0-1-0	2013	2013	—
Worcester Academy	1	1-0-0	1900	1900	1900
WPI	49	32-16-1	1887	1951	1948
Yale (Varsity)	2	0-2-0	1888	1908	—
Yale (Freshmen)	1	0-1-0	1893	1893	—
Youngstown State	2	1-1-0	1977	1994	1977

# UMASS FOOTBALL RECORD BOOK

## ALL-TIME POSTSEASON RESULTS

### 1964 TANGERINE BOWL

Dec. 12	East Carolina 14, Massachusetts 13
---------	------------------------------------

### 1972 BOARDWALK BOWL

Dec. 9	Massachusetts 35, California-Davis 14
--------	---------------------------------------

### 1977 DIVISION II PLAYOFFS

Semifinal (Nov. 26)	Lehigh 30, Massachusetts 23
---------------------	-----------------------------

### 1978 DIVISION I-AA PLAYOFFS

Semifinal (Dec. 9)	Massachusetts 44, Nevada-Reno 21
Championship (Dec. 16)	Florida A&M 35, Massachusetts 28

### 1988 DIVISION I-AA PLAYOFFS

First Round (Nov. 26)	Eastern Kentucky 28, Massachusetts 17
-----------------------	---------------------------------------

### 1990 DIVISION I-AA PLAYOFFS

First Round (Nov. 24)	William & Mary 38, Massachusetts 0
-----------------------	------------------------------------

### 1998 DIVISION I-AA PLAYOFFS

First Round (Nov. 28)	Massachusetts 21, McNeese State 19
Quarterfinal (Dec. 5)	Massachusetts 27, Lehigh 21
Semifinal (Dec. 12)	Massachusetts 41, Northwestern St. 31
Championship (Dec. 19)	Massachusetts 55, Georgia Southern 43

### 1999 DIVISION I-AA PLAYOFFS

First Round (Nov. 27)	Massachusetts 30, Furman 23 (OT)
Quarterfinal (Dec. 4)	Georgia Southern 38, Massachusetts 21

### 2003 DIVISION I-AA PLAYOFFS

First Round (Nov. 29)	Colgate 19, Massachusetts 7
-----------------------	-----------------------------

### 2006 DIVISION I-AA/FCS PLAYOFFS

First Round (Nov. 25)	Massachusetts 35, Lafayette 14
Quarterfinal (Dec. 2)	Massachusetts 24, New Hampshire 17
Semifinal (Dec. 8)	Massachusetts 19, Montana 17
Championship (Dec. 15)	Appalachian State 28, Massachusetts 17

### 2007 DIVISION I-AA/FCS PLAYOFFS

First Round (Nov. 24)	Massachusetts 49, Fordham 35
Quarterfinal (Dec. 1)	Southern Illinois 34, Massachusetts 27

## POSTSEASON RECORDS

### TEAM SINGLE-GAME RECORDS

Margin of Victory	23 vs. Nevada-Reno (44-21, 1978)
Points	55 vs. Georgia Southern (1998)
Points in a Quarter	21 vs. Georgia Southern (First, 1998)
	21 vs. McNeese State (Second, 1998)
	21 vs. Nevada-Reno (First, 1978)
Touchdowns	7 vs. Georgia Southern (1998)
First Downs	30 vs. Fordham (2007)
Rushing Attempts	59 vs. Nevada-Reno (1978)
Rushing Yards	303 vs. Georgia Southern (1998)
Rushing Touchdowns	5 vs. Georgia Southern (1998)
Passing Attempts	42 at Southern Illinois (2007)
Passing Completions	28 at Southern Illinois (2007)
	28 vs. Furman (1999)
Passing Yards	421 at Southern Illinois (2007)
Touchdown Passes	4 vs. Fordham (2007)
Total Offense Plays	88 vs. Furman (1999)
Total Offense Yards	649 vs. Fordham (2007)
Punts	9 vs. McNeese State (1998)
Punting Yards	392 vs. McNeese State (1998)
Field Goals Made	3 vs. Florida A&M (1978)
Most Combined Points	98 vs. Georgia Southern (1998)

### INDIVIDUAL SINGLE-GAME RECORDS

Rushing Attempts	38, Marcel Shipp vs. Northwestern State (1998)
Rushing Yards	244, Marcel Shipp vs. Georgia Southern (1998)
Rushing Touchdowns	3, Matt Lawrence vs. Fordham (2007)
	3, Marcel Shipp vs. Georgia Southern (1998)
	3, Cliff Pedrow vs. Nevada-Reno (1978)
Passing Attempts	42, Liam Coen at Southern Illinois (2007)
Passing Completions	28, Liam Coen at Southern Illinois (2007)
	28, Todd Bankhead vs. Furman (1999)
Passing Yards	421, Liam Coen at Southern Illinois (2007)
Touchdown Passes	4, Liam Coen vs. Fordham (2007)
Receptions	10, Michael Omar at Southern Illinois (2007)
	10, Adrian Zullo vs. Furman (1999)
Receiving Yards	198, Rasheed Rancher vs. Fordham (2007)
Touchdown Receptions	2, Rasheed Rancher vs. Fordham (2007)
	2, Ken Palm vs. East Carolina (1964)
Points	18, Matt Lawrence vs. Fordham (2007)
	18, Marcel Shipp vs. Georgia Southern (1998)
	18, Cliff Pedrow vs. Nevada-Reno (1978)
Touchdowns	3, Matt Lawrence vs. Fordham (2007)
	3, Marcel Shipp vs. Georgia Southern (1998)
	3, Cliff Pedrow vs. Nevada-Reno (1978)
PATs By Kick	7, Chris Koepplin vs. Fordham (2007)
	7, Jason Cherry vs. Georgia Southern (1998)
Field Goals Made	3, Sandro Vitiello vs. Florida A&M (1978)
Longest Field Goal	46, Chris Koepplin at Southern Illinois (2007)



# UMASS FOOTBALL RECORD BOOK

## POSTSEASON HISTORY

### 1964 TANGERINE BOWL

EAST CAROLINA 14

MASSACHUSETTS 13

*Dec. 12, 1964 • Tangerine Bowl; Orlando, Fla.*

After establishing a 13-0 lead, Yankee Conference Champion UMass tired in the Orlando heat in a 14-13 loss to the East Carolina Pirates. The second half run-pass threat of Pirate all-America quarterback Bill Cline was too much for the UMass defense to handle. Cline's nine-yard touchdown run and two-point conversion pass to Pete Crane in the fourth quarter won the game.

In the second quarter, UMass' Bob Gogick recovered an East Carolina fumble that gave UMass the ball on the Pirate 12-yard line. UMass quarterback Jerry Whelchel then hit Ken Palm for a 12-yard touchdown, giving UMass a 7-0 lead.

After taking the second half kickoff, UMass started its second touchdown drive. Two running plays and a penalty put the Redmen at their own 39, when Palm got behind the East Carolina secondary and caught a Whelchel 61-yard touchdown pass for a 13-0 UMass lead.

Richardson put East Carolina on the board with a two-yard touchdown run in the third quarter, paving the way for Cline's heroics. Fullback Mike Ross led Massachusetts with 55 yards rushing. Cline led East Carolina with 217 yards in total offense. UMass finished the season with an 8-2 record.

#### BOX SCORE

SCORING	1ST	2ND	3RD	4TH	—	TOTAL
Massachusetts	0	7	6	0	—	13
East Carolina	0	0	6	8	—	14

UM - Palm 12 pass from Whelchel (Whelchel kick)

UM - Palm 61 pass from Whelchel (kick failed)

EC - Richardson 2 run (pass failed)

EC - Cline 9 run (Crane pass from Cline)

TEAM STATISTICS	MASSACHUSETTS	EAST CAROLINA
First Downs	14	23
Rushing Yards	164	178
Passing Yards	158	192
Total Offense	322	370
Passing (C-A-I)	9-15-2	10-19-1
Fumbles/Lost	1/1	3/3
Penalties/Yards	10/81	6/45
Punts/Average	5/43.8	4/32.8

STAT LEADERS	MASSACHUSETTS	EAST CAROLINA
Rushing	Ross (7-55-0)	Richardson (14-69-1)
	Alexander (3-38-0)	Cline (12-39-1)
Passing	Whelchel (8-14-145-2-2)	Cline (8-18-178-0-1)
Receiving	Palm (3-84-2)	Bumgarner (5-59-0)
	Mills (2-45-0)	

### 1972 BOARDWALK BOWL

MASSACHUSETTS 35

CALIFORNIA-DAVIS 14

*Dec. 9, 1972 • Convention Hall; Atlantic City, N.J.*

UMass quarterback Peil Pennington led head coach Dick MacPherson's squad to a 35-14 victory over the University of California at Davis.

The Yankee Conference Champion squad went 60 yards on nine plays for their first score, with Paul Metallo gaining much of the yardage on the ground. Pennington then gave UMass the lead when he hit Tim Berra for a 17-yard score.

A John Healy interception at the Cal-Davis 27 set up the second score for UMass. The touchdown came on a 10-yard end-around by Steve Schubert. After getting the ball back on downs, Metallo once again did most of the damage on the ground, before hitting Pennington for a 21-yard scoring strike on an option play.

Cal-Davis finally got on the board when Bob Biggs found Frank Altick on a 20-yard pass with less than two minutes left in the first half. The Aggies would cut the UMass lead to 20-14 before reserve quarterback Mark Tripucka came in to put the game out of reach with two more Minuteman touchdowns.

The Minutemen outgained the Aggies 184-61 on the ground, and Schubert was UMass' top receiver with 69 yards. The Minutemen finished with a 9-2 record.

#### BOX SCORE

SCORING	1ST	2ND	3RD	4TH	—	TOTAL
Massachusetts	14	6	0	15	—	35
California-Davis	0	7	7	0	—	14

UM - Berra 17 pass from Pennington (Palau kick)

UM - Schubert 10 run (Palau kick)

UM - Pennington 20 pass from Metallo (kick blocked)

UCD - Altick 20 pass from Biggs (Achee kick)

UCD - Mangiaracina 1 run (Achee kick)

UM - Metallo 12 run (Berra pass from Tripucka)

UM - Parrott 55 interception return (Palau kick)

TEAM STATISTICS	MASSACHUSETTS	CALIFORNIA-DAVIS
First Downs	22	23
Rushing Yards	184	61
Passing Yards	197	391
Total Offense	381	452
Passing (C-A-I)	15-31-0	27-61-4
Fumbles/Lost	3/3	0/0
Penalties/Yards	2/13	5/59
Punts/Average	4/37	4/34

STAT LEADERS	MASSACHUSETTS	UC-DAVIS
Rushing	Metallo (24-129-1)	Allen (11-44-0)
Passing	Pennington (12-22-145-1-0)	Biggs (27-60-388-1-4)
	Tripucka (2-5-32-0-0)	
Receiving	Schubert (6-69-0)	Allen (7-92-0)
	Mika (3-47-0)	Belotti (5-66-0)
	Berra (3-37-1)	

# UMASS FOOTBALL RECORD BOOK

## POSTSEASON HISTORY

### 1977 NCAA DIVISION II QUARTERFINALS

LEHIGH 30

MASSACHUSETTS 23

Nov. 26, 1977 • McGuirk Stadium; Amherst, Mass.

A spirited second-half comeback by Yankee Conference Champion UMass fell short, as Lehigh held on for a 30-23 win. Head coach Dick MacPherson's defense could not stop the Engineer aerial attack of quarterback Mike Reiker and split end Steve Kreider, who connected on a seven-yard touchdown for the winning score with 11:56 left in the game.

With Lehigh ahead 23-0, UMass took a punt on the Engineer 36-yard line and needed only two plays to score on a 36-yard pass from Mike Fallon to Dennis Dent. After the half, the Minutemen continued to cut into the Lehigh advantage, scoring on a 10-play, 74-yard drive. Billy Coleman finished the series with a one-yard run to drop the Engineer lead to 23-16.

UMass then tied the contest at 23-23 on a seven-yard touchdown pass from Fallon to John Gladchuk, before Lehigh scored the winning touchdown in the fourth quarter.

Reiker finished the day with 351 yards passing, hitting 25 of 40 attempts, while Kreider had nine catches for 171 yards and four touchdowns. Billy Coleman led the Minutemen with 90 yards rushing. UMass finished the season 8-3.

#### BOX SCORE

SCORING	1ST	2ND	3RD	4TH	—	TOTAL
Lehigh	16	7	0	7	—	30
Massachusetts	0	8	15	0	—	23

LU - Kreider 71 pass from Reiker (Wood kick)

LU - Wood 38 field goal

LU - Kreider 35 pass from Reiker (kick blocked)

LU - Kreider 7 pass from Reiker (kick blocked)

UM - Dent 36 pass from Fallon (Cummings pass from Fallon)

UM - Coleman 1 run (Cummings pass from Fallon)

UM - Gladchuk 7 pass from Fallon (Croasdale kick)

LU - Kreider 8 pass from Reiker (Wood kick)

TEAM STATISTICS	MASSACHUSETTS	LEHIGH
First Downs	15	25
Rushing Yards	131	83
Passing Yards	138	351
Total Offense	269	434
Passing (C-A-I)	13-25-0	25-40-1
Fumbles/Lost	2/2	1/0
Penalties/Yards	8/103	5/45
Punts/Average	7/34	4/31

STAT LEADERS	MASSACHUSETTS	LEHIGH
Rushing	Coleman (16-90-1) Fallon (12-29-0)	Ricketson (16-69-0) Daniels (8-33-0)
Passing	Fallon (13-25-138-2-0)	Reiker (25-40-351-4-1)
Receiving	Dent (5-69-1) Gladchuk (3-32-1)	Kreider (9-171-4) VanOrder (3-55-0)

### 1978 NCAA DIVISION I-AA SEMIFINALS

MASSACHUSETTS 44

NEVADA-RENO 21

Dec. 9, 1978 • MacKay Stadium; Reno, Nev.

In the 1978 NCAA Division I-AA semifinal, UMass used a combination of big-play offense and a superlative defense to stop previously undefeated and top-ranked Nevada-Reno 44-21. The Minuteman defense forced seven Wolfpack turnovers (six interceptions, one fumble) to give the offense the ball in fine field position most of the day.

UMass opened the contest with an 80-yard drive that ended with a Cliff Pedrow 20-yard scoring run. The play was set up by Dennis Dent's 32-yard flea-flicker to Chris Kurtz.

After UMass fumbled a Nevada-Reno punt, the Wolfpack scored on a three-yard run by John Vicari. On the ensuing kickoff, Dent went 96 yards for a touchdown to give UMass a 13-7 lead.

UMass' Steve McInnes set up Pedrow's one-yard touchdown run with an interception, and Minuteman quarterback Mike McEvilly ended the first half scoring when he connected with Kevin O'Connor on a 47-yard touchdown strike that gave UMass a 28-7 lead.

In the second half, Pedrow scored on a 30-yard run and Kevin Sullivan ran an interception back 59 yards for the final two Minuteman touchdowns.

#### BOX SCORE

SCORING	1ST	2ND	3RD	4TH	—	TOTAL
Massachusetts	21	7	13	3	—	44
Nevada-Reno	7	0	0	14	—	21

UM - Pedrow 20 run (Vitiello kick)

UNR - Vicari 3 run (Serrano kick)

UM - Dent 96 kickoff return (kick failed)

UM - Pedrow 1 run (Sareault pass from McEvilly)

UM - O'Connor 47 pass from McEvilly (Vitiello kick)

UM - Pedrow 30 run (kick failed)

UM - Sullivan 59 interception return (Vitiello kick)

UM - Vitiello 29 field goal

UNR - Wilson 61 run (Quilici run)

UNR - Wright 14 pass from Wheeler (pass failed)

TEAM STATISTICS	MASSACHUSETTS	NEVADA-RENO
First Downs	18	14
Rushing Yards	211	217
Passing Yards	126	144
Total Offense	337	361
Passing (C-A-I)	8-15-0	11-31-6
Fumbles/Lost	3/1	1/1
Penalties/Yards	10/77	15/146
Punts/Average	5/43	8/39

STAT LEADERS	MASSACHUSETTS	NEVADA-RENO
Rushing	Dent (17-58-0) Pedrow (7-52-3)	Wilson (6-127-1) Hawkins (18-69-0)
Passing	McEvilly (7-13-94-1-0) Wheeler (7-17-178-0-3)	Worman (4-14-66-0-3)
Receiving	Kurtz (3-52-0) O'Connor (2-58-1)	Edwards (3-51-0) Wilson (2-38-0)

# UMASS FOOTBALL RECORD BOOK

## POSTSEASON HISTORY

### 1978 NCAA DIVISION I-AA CHAMPIONSHIP GAME

FLORIDA A&M 35

MASSACHUSETTS 28

Dec. 16, 1978 • Memorial Stadium; Wichita Falls, Texas

In the first NCAA Division I-AA Championship Game, UMass dropped a 35-28 decision to Florida A&M in the Pioneer Bowl. The Minutemen could not contain the Florida A&M running attack, which totalled 470 yards despite playing without leading rusher Ike Williams. Mike Solomon had 207 yards and Melvin McFayden had 177 to pace A&M.

Despite the Rattlers' ground success, UMass held a 22-21 lead in the fourth quarter on three Sandro Vitiello field goals and two touchdowns by Cliff Pedrow.

With 8:26 left in the game, UMass fumbled and Florida A&M recovered. On the next play, Solomon scored on a 28-yard touchdown run and a two-point conversion to put the Rattlers ahead 29-22.

After three unsuccessful downs and a punt by UMass, A&M got the ball back, and Solomon scampered for a 20-yard scoring run to give the Rattlers a 35-22 lead.

UMass closed the scoring on a last second 34-yard touchdown pass from Mike McEvilly to Chris Kurtz.

Head coach Bob Pickett's defense played without three starters, including Kevin Sullivan, who broke his ankle in the first quarter. UMass finished the season 9-4 and won the Lambert Cup as the top team in the East.

#### BOX SCORE

SCORING	1ST	2ND	3RD	4TH	—	TOTAL
Massachusetts	3	3	9	13	—	28
Florida A&M	0	14	7	14	—	35

UM - Vitiello 20 field goal

UM - Vitiello 20 field goal

A&M - Chester 1 run (Coleman kick)

A&M - Chester 4 run (Coleman kick)

UM - Pedrow 1 run (pass failed)

UM - Vitiello 29 field goal

A&M - Solomon 65 run (Coleman kick)

UM - Pedrow 9 pass from McEvilly (Vitiello kick)

A&M - Solomon 28 run (pass from Chester)

A&M - Solomon 20 run (pass failed)

UM - Kurtz 34 pass from McEvilly (pass failed)

TEAM STATISTICS	MASSACHUSETTS	FLORIDA A&M
First Downs	11	20
Rushing Yards	116	470
Passing Yards	125	0
Total Offense	241	470
Passing (C-A-I)	8-24-1	0-7-2
Fumbles/Lost	2 / 1	1 / 1
Penalties/Yards	6 / 29	5 / 34
Punts/Average	8 / 34	6 / 9

STAT LEADERS	MASSACHUSETTS	FLORIDA A&M
Rushing	Sareault (16-78-0)	Solomon (27-207-3)
	Dent (13-35-0)	McFayden (22-177-0)
Passing	McEvilly (8-24-125-2-1)	Chester (0-7-0-0-2)
Receiving	Kurtz (2-46-1)	—

### 1988 NCAA DIVISION I-AA FIRST ROUND

EASTERN KENTUCKY 28

MASSACHUSETTS 17

Nov. 26, 1988 • Hanger Field; Richmond, Ky.

Making its first postseason appearance since 1978, UMass jumped out to a 14-0 first quarter lead, but could not stop Eastern Kentucky tailback Elroy Harris. Harris scored the winning touchdown on a two-yard run with just over three minutes to play and finished the game with 192 yards rushing.

Down 21-17 in the fourth quarter, the Minutemen had a chance to regain the lead late in the game, but turned the ball over on downs. Tim Lester ended the scoring with a 16-yard touchdown run to give the Colonels a 28-17 win.

UMass jumped out to a 14-0 lead when quarterback Dave Palazzi connected on a 39-yard touchdown strike to Mike Tobin, and David Mitchell scored on a two-yard run.

The Eastern Kentucky defense, however, held the Minutemen to a Silvio Bonvini 26-yard field goal in the second half while chipping away at the UMass lead. The Colonels used a powerful ground game to outgain UMass 381-221.

A steady rain and strong winds made the passing game ineffective for both teams. Kevin Smellie led the Minutemen with 80 yards on the ground. UMass finished the season 8-4.

#### BOX SCORE

SCORING	1ST	2ND	3RD	4TH	—	TOTAL
Massachusetts	14	0	0	3	—	17
Eastern Kentucky	0	6	8	14	—	28

UM - Tobin 39 pass from Palazzi (Bonvini kick)

UM - Mitchell 2 run (Bonvini kick)

EKU - Campbell 40 field goal

EKU - Campbell 27 field goal

EKU - Lester 21 run (pass from Fields)

UM - Bonvini 26 field goal

EKU - Harris 2 run (Campbell kick)

EKU - Lester 16 run (Campbell kick)

TEAM STATISTICS	MASSACHUSETTS	EASTERN KENTUCKY
First Downs	11	23
Rushing Yards	162	344
Passing Yards	59	37
Total Offense	221	381
Passing (C-A-I)	6-18-1	3-7-1
Fumbles/Lost	3 / 1	2 / 2
Penalties/Yards	4 / 38	2 / 10
Punts/Average	6 / 42.8	5 / 29.8
Time of Possession	23:04	36:56

STAT LEADERS	MASSACHUSETTS	EASTERN KENTUCKY
Rushing	Smellie (15-80-0)	Harris (40-192-1)
	Mitchell (15-44-1)	Fields (11-71-0)
	Palazzi (10-40-0)	
Passing	Palazzi (6-18-59-1-1)	Fields (3-7-37-0-1)
Receiving	Tobin (2-39-1)	Bohler (2-28-0)

# UMASS FOOTBALL RECORD BOOK

## POSTSEASON HISTORY

### 1990 NCAA DIVISION I-AA FIRST ROUND

#### WILLIAM & MARY 38

#### MASSACHUSETTS 0

Nov. 24, 1990 • Zable Stadium; Williamsburg, Va.

The William & Mary Tribe offense gained 500 yards, including 311 through the air, and the defense stopped Massachusetts twice inside the five-yard line during the first half, as William & Mary rolled to a 38-0 NCAA Division I-AA playoff victory.

With less than five minutes left in the first quarter, UMass had a second-and-goal situation at the Tribe one-yard line and was forced to attempt a field goal, which was blocked.

After William & Mary went up 7-0, UMass drove to the Tribe six-yard line where the drive ended when the William & Mary defense held on a fourth-and-one situation. The Tribe then drove 94 yards in five plays for a 14-0 lead and never looked back.

Alan Williams scored four touchdowns and Chris Hakel completed 20 of 27 passes for 311 yards for William & Mary. Eric Thimas gained 64 yards rushing and David Mitchell added 55 rushing yards for UMass, which finished 8-2-1.

#### BOX SCORE

SCORING	1ST	2ND	3RD	4TH	—	TOTAL
Massachusetts	0	0	0	0	—	0
William & Mary	0	17	7	14	—	38

2nd	10:24	W&M - Williams 7 run (Mueller kick)
	5:08	W&M - Williams 3 run (Mueller kick)
	0:10	W&M - Mueller 35 field goal
3rd	6:29	W&M - Williams 73 pass from Hakel (Mueller kick)
4th	14:03	W&M - Green 50 run (Mueller kick)
	5:59	W&M - Williams 8 run (Mueller kick)

TEAM STATISTICS	MASSACHUSETTS	WILLIAM & MARY
First Downs	20	22
Rushing Yards	134	189
Passing Yards	157	311
Total Offense	291	500
Passing (C-A-I)	15-28-2	20-27-0
Fumbles/Lost	3/0	2/1
Penalties/Yards	3/25	5/26
Punts/Average	8/33.4	5/40.4
Time of Possession	35:47	24:13

STAT LEADERS	MASSACHUSETTS	WILLIAM & MARY
Rushing	Thimas (17-64-0)	Shelton (11-38-0)
	Green (12-29-1)	
Passing	McGovern (11-19-116-0-1)	Hakel (20-27-311-1-0)
	Tornatore (4-9-41-0-1)	
Receiving	Blauvelt (3-38-0)	Compher (4-118-0)
	Newson (2-47-0)	Williams (2-80-1)

### 1998 NCAA DIVISION I-AA FIRST ROUND

#### MASSACHUSETTS 21

#### MCNEESE STATE 19

Nov. 28, 1998 • Cowboy Stadium; Lake Charles, La.

The 12th-ranked Minutemen took a 21-0 lead in the second quarter then held on after the intermission to post a 21-19 victory at No. 6 McNeese State in the opening round of the NCAA Division I-AA Playoffs.

Kevin Quinlan, filling in for the injured Marcel Shipp, rushed for 147 yards and a touchdown on 28 carries. Todd Bankhead completed 19 of 35 passes for 254 yards and a pair of touchdowns, while Kerry Taylor caught seven passes for a career-high 119 yards and a score.

UMass opened the scoring on a two-yard run by Quinlan early in the second quarter. The Minutemen would make the score 21-0 with 5:26 remaining before halftime, as Bankhead hit Adrian Zullo with a 31-yard pass and then found Taylor with a seven-yard scoring strike.

McNeese State scored its first points late in the second quarter on a 32-yard field goal by Shonz LaFrenz. LaFrenz added three more field goals in the second half and William Davis caught a 10-yard touchdown pass from Blake Prejean, making the score 21-19 with just under five minutes remaining. McNeese had one more chance to score, but LaFrenz was wide right with a 52-yard field goal attempt with 1:42 remaining.

Khari Samuel led a strong effort by the UMass defense with a team-high 14 tackles and a forced fumble, while Chris Price added five tackles and two sacks for five yards.

#### BOX SCORE

SCORING	1ST	2ND	3RD	4TH	—	TOTAL
Massachusetts	0	21	0	0	—	21
McNeese State	0	3	3	13	—	19

2nd	12:41	UM - Quinlan 2 run (Cherry kick)
	10:36	UM - Zullo 31 pass from Bankhead (Cherry kick)
	5:26	UM - Taylor 7 pass from Bankhead (Cherry kick)
	0:30	MSU - LaFrenz 32 field goal
3rd	11:51	MSU - LaFrenz 36 field goal
4th	13:40	MSU - LaFrenz 25 field goal
	9:33	MSU - Davis 10 pass from Prejean (LaFrenz kick)
	4:52	MSU - LaFrenz 29 field goal

TEAM STATISTICS	MASSACHUSETTS	MCNEESE STATE
First Downs	15	20
Rushing Yards	115	171
Passing Yards	254	215
Total Offense	369	386
Passing (C-A-I)	19-35-1	21-44-1
Fumbles/Lost	3/3	3/2
Penalties/Yards	11/103	6/47
Punts/Average	9/43.6	7/41.6
Time of Possession	27:39	32:21

STAT LEADERS	MASSACHUSETTS	MCNEESE STATE
Rushing	Quinlan (28-147-1)	Burton (23-125-0)
	Prejean (11-46-0)	
Passing	Bankhead (19-35-254-2-1)	Prejean (21-44-215-1-1)
Receiving	Taylor (7-119-1)	Davis (8-94-1)
	Moore (4-49-0)	Perkins (4-56-0)

# UMASS FOOTBALL RECORD BOOK

## POSTSEASON HISTORY

### 1998 NCAA DIVISION I-AA QUARTERFINALS

MASSACHUSETTS 27

LEHIGH 21

Dec. 5, 1998 • McGuirk Stadium; Amherst, Mass.

The Minutemen rallied from a 14-13 halftime deficit to post a 27-21 win over No. 13 Lehigh in the NCAA Division I-AA quarterfinals. Marcel Shipp led UMass by rushing 36 times for 159 yards and a touchdown. Todd Bankhead completed 22 of 36 passes for 270 yards and a pair of touchdowns, while Jimmy Moore caught eight passes for 117 yards and a score.

Lehigh jumped out to an early lead on an eight-yard touchdown run by Ron Jean, then UMass got on the board on its first possession with a 26-yard field goal from Jason Cherry.

Moore caught a 30-yard pass from Bankhead to put the Minutemen up 10-7 and Cherry added a 33-yard field goal in the second quarter, but Jean scored again late in the half on a one-yard run to give the Mountain Hawks a one-point edge at the break.

The Minutemen took the lead for good late in the third quarter when Adrian Zullo caught a 37-yard pass from Bankhead, then Shipp scored on a one-yard run early in the fourth to put UMass up 27-14.

Lehigh then cut the lead to 27-21 on a one-yard run by Phil Stambaugh with just over seven minutes to play. The Mountain Hawks made things interesting late in the game, but they lost the ball on downs after driving inside the UMass 10-yard line with less than two minutes remaining.

Kole Ayi led UMass with 12 tackles and Khari Samuel added 11 tackles with a sack for seven yards.

#### BOX SCORE

SCORING	1ST	2ND	3RD	4TH	—	TOTAL
Lehigh	7	7	0	7	—	21
Massachusetts	3	10	7	7	—	27

1st	13:59	LU - Jean 8 run (Taaffe kick)
	11:38	UM - Cherry 25 field goal
2nd	13:17	UM - Moore 30 pass from Bankhead (Cherry kick)
	11:23	UM - Cherry 33 field goal
	2:45	LU - Jean 1 run (Taaffe kick)
3rd	1:34	UM - Zullo 37 pass from Bankhead (Cherry kick)
4th	11:17	UM - Shipp 1 run (Cherry kick)
	7:11	LU - Stambaugh 1 run (Taaffe kick)

TEAM STATISTICS	LEHIGH	MASSACHUSETTS
First Downs	19	25
Rushing Yards	77	189
Passing Yards	302	270
Total Offense	379	459
Passing (C-A-I)	26-43-0	22-37-2
Fumbles/Lost	1/1	1/1
Penalties/Yards	4/30	5/40
Punts/Average	8/39.8	4/43.3
Time of Possession	28:11	31:49

STAT LEADERS	LEHIGH	MASSACHUSETTS
Rushing	Jean (20-90-2)	Shipp (36-159-1)
Passing	Stambaugh (26-43-302-0-0)	Bankhead (22-36-270-2-2)
Receiving	Braswell (10-127-0)	Moore (8-117-1)
	Fedorcha (4-73-0)	Jordan (5-25-0)

### 1998 NCAA DIVISION I-AA SEMIFINALS

MASSACHUSETTS 41

NORTHWESTERN STATE 31

Dec. 12, 1998 • Turpin Stadium; Natchitoches, La.

The University of Massachusetts Minutemen rallied in the fourth quarter to post a 41-31 victory over No. 2 Northwestern State in the NCAA Division I-AA semifinals. Marcel Shipp rushed 38 times for 190 yards and a touchdown, Todd Bankhead completed 17 of 30 passes for 237 yards and two touchdowns, and Jimmy Moore had six receptions for 98 yards and a score.

After Northwestern State led 21-14 at halftime, Kevin Quinlan tied the score with a 20-yard run early in the third quarter.

The Demons regained the lead on a 29-yard field goal by Thomas LaToof and drove into UMass territory early in the fourth quarter when the momentum changed. Khari Samuel picked off a Brad Spangler pass in UMass territory, then Bankhead hit Matt Jordan with a 49-yard scoring pass on the next play to give the Minutemen the lead for good.

Shipp and Bankhead added scoring runs to put UMass up 41-24, before the Demons added a score in the closing seconds. Samuel totaled a team-high 11 tackles for the Minutemen, while Dan Schneider had three sacks among his seven tackles.

#### BOX SCORE

SCORING	1ST	2ND	3RD	4TH	—	TOTAL
Massachusetts	7	7	7	20	—	41
Northwestern State	0	21	3	7	—	31

1st	6:34	UM - Bankhead 1 run (Cherry kick)
2nd	14:54	NSU - Powell 20 run (LaToof kick)
	13:13	NSU - Granger 31 pass from Spangler (LaToof kick)
	4:38	UM - Moore 13 pass from Bankhead (Cherry kick)
	1:04	NSU - Jacquet 1 run (LaToof kick)
3rd	13:26	UM - Quinlan 20 run (Cherry kick)
	3:44	NSU - LaToof 29 field goal
4th	10:32	UM - Jordan 49 pass from Bankhead (Cherry kick blocked)
	2:39	UM - Shipp 24 run (Cherry kick)
	0:58	UM - Bankhead 1 run (Cherry kick)
	0:08	NSU - Black 45 pass from Spangler (LaToof kick)

TEAM STATISTICS	MASSACHUSETTS	NORTHWESTERN ST.
First Downs	22	17
Rushing Yards	237	112
Passing Yards	237	242
Total Offense	474	354
Passing (C-A-I)	17-30-2	10-24-2
Fumbles/Lost	1/0	2/2
Penalties/Yards	6/66	7/52
Punts/Average	3/47.3	5/39.8
Time of Possession	31:50	28:10

STAT LEADERS	MASSACHUSETTS	NORTHWESTERN ST.
Rushing	Shipp (38-190-1)	Powell (18-97-1)
	Quinlan (3-30-1)	Taylor (10-37-0)
Passing	Bankhead (17-30-237-2-2)	Spangler (10-24-242-2-2)
Receiving	Moore (6-98-1)	Granger (4-94-1)
	Taylor (5-39-0)	Black (3-77-1)



# UMASS FOOTBALL RECORD BOOK

## POSTSEASON HISTORY

### 1998 NCAA DIVISION I-AA CHAMPIONSHIP GAME

MASSACHUSETTS 55

GEORGIA SOUTHERN 43

*Dec. 19, 1998 • Finley Stadium; Chattanooga, Tenn.*

UMass won its first national championship with a 55-43 victory over No. 1 Georgia Southern. Marcel Shipp rushed for 244 yards and three touchdowns on 35 carries, while Todd Bankhead completed 17 of 25 passes for 152 yards.

UMass jumped on top early, scoring three first quarter touchdowns on the way to a 38-21 halftime lead. Shipp had a pair of scoring runs in the first half, while Bankhead scored on a sneak, Kole Ayi scored on a fumble recovery, and Adrian Zullo caught a scoring pass.

Georgia Southern cut the lead to 38-33 with a pair of touchdowns in the third quarter, before the UMass running attack put the game out of reach.

Kevin Quinlan and Shipp both scored touchdowns early in the fourth quarter to give the Minutemen an insurmountable 52-33 lead.

Ayi led the defense with 16 tackles, three fumble recoveries and two forced fumbles, while Khari Samuel added 15 tackles and two forced fumbles.

#### BOX SCORE

SCORING	1ST	2ND	3RD	4TH	—	TOTAL
Massachusetts	21	17	0	17	—	55
Georgia Southern	7	14	12	10	—	43

1st	12:56	UM - Shipp 25 run (Cherry kick)
	8:29	UM - Ayi 9 fumble return (Cherry kick)
	7:25	GSU - Hill 40 run (Chambers kick)
	5:04	UM - Zullo 7 pass from Holston (Cherry kick)
2nd	14:56	UM - Cherry 22 field goal
	10:54	GSU - Joyner 6 pass from Hill (Chambers kick)
	7:17	UM - Bankhead 1 run (Cherry kick)
	4:09	UM - Shipp 4 run (Cherry kick)
	2:01	GSU - Peterson 1 run (Chambers kick)
3rd	8:54	GSU - Peterson 5 run (Chambers kick failed)
	0:41	GSU - Hill 2 run (Jones run failed)
4th	13:42	UM - Quinlan 2 run (Cherry kick)
	11:51	UM - Shipp 2 run (Cherry kick)
	8:39	GSU - Chambers 38 field goal
	2:21	UM - Cherry 25 field goal
	1:04	GSU - Revere 29 run (Chambers kick)

TEAM STATISTICS	MASSACHUSETTS	GEORGIA SOUTHERN
First Downs	23	26
Rushing Yards	303	457
Passing Yards	159	138
Total Offense	462	595
Passing (C-A-I)	18-26-0	10-21-1
Fumbles/Lost	3/2	6/6
Penalties/Yards	6/45	5/51
Punts/Average	4/51.0	1/35.0
Time of Possession	29:12	30:48

STAT LEADERS	MASSACHUSETTS	GEORGIA SOUTHERN
Rushing	Shipp (35-244-3)	Hill (29-228-2)
	Quinlan (5-32-1)	Peterson (28-161-2)
Passing	Bankhead (17-25-152-0-0)	Hill (8-16-111-1-1)
Receiving	Moore (6-63-0)	Joyner (6-94-1)

### 1999 NCAA DIVISION I-AA FIRST ROUND

MASSACHUSETTS 30

FURMAN 23 (OT)

*Nov. 27, 1999 • Paladin Stadium; Greenville, S.C.*

Marcel Shipp scored on a one-yard touchdown run in overtime to lift the 10th-ranked Minutemen to a 30-23 victory at No. 8 Furman. Shipp totaled 170 rushing yards on 36 carries in the victory, while scoring a pair of touchdowns.

The Paladins led 20-16 in the third quarter, before the Minutemen took the lead on a 31-yard touchdown pass from Todd Bankhead to Sean Higgins.

Furman tied the score at 23-23 early in the fourth quarter on a 39-yard field goal by Jason Wells, and the game went to overtime after Wells missed a 37-yard field goal with less than 15 seconds remaining.

UMass received the ball first in the overtime and scored on only four plays on Shipp's touchdown run.

On Furman's overtime possession, Matt Dawson and Aaron Parker both recorded tackles for loss, then the Minutemen forced a pair of incompletions on the final two plays to seal the victory.

Bankhead completed 28 of 41 passes for 287 yards and a pair of touchdowns with no interceptions, with Adrian Zullo catching 10 passes for 121 yards and a score. Jeremy Robinson led the UMass defense with 13 tackles, a fumble recovery and a pass breakup.

#### BOX SCORE

SCORING	1ST	2ND	3RD	4TH	OT	—	TOTAL
Massachusetts	7	3	13	0	7	—	30
Furman	7	7	6	3	0	—	23

1st	8:53	FU - Russell 1 run (Wells kick)
	5:00	UM - Zullo 15 pass from Bankhead (Cherry kick)
2nd	14:21	UM - Cherry 34 field goal
	5:57	FU - Russell 1 run (Wells kick)
3rd	11:05	UM - Shipp 13 run (D. White kick blocked)
	8:33	FU - Russell 1 run (Hill pass failed)
	5:01	UM - Higgins 31 pass from Bankhead (Cherry kick)
4th	11:21	FU - Wells 39 field goal
OT	—	UM - Shipp 1 run (D. White kick)

TEAM STATISTICS	MASSACHUSETTS	FURMAN
First Downs	28	25
Rushing Yards	202	240
Passing Yards	287	183
Total Offense	489	423
Passing (C-A-I)	28-41-0	15-25-1
Fumbles/Lost	2/1	1/1
Penalties/Yards	4/21	6/36
Punts/Average	4/39.8	4/34.3
Time of Possession	29:50	30:10

STAT LEADERS	MASSACHUSETTS	FURMAN
Rushing	Shipp (36-170-2)	Ivory (19-143-0)
	Hill (19-40-0)	
Passing	Bankhead (28-41-287-2-0)	Hill (15-25-183-0-1)
Receiving	Zullo (10-121-1)	Kitchings (5-83-0)
	Higgins (5-87-1)	Smerdzinski (4-40-0)
	Cariello (5-35-0)	

# UMASS FOOTBALL RECORD BOOK

## POSTSEASON HISTORY

### 1999 NCAA DIVISION I-AA QUARTERFINALS

GEORGIA SOUTHERN 38

MASSACHUSETTS 21

*Dec. 4, 1999 • Paulson Stadium; Statesboro, Ga.*

In a rematch of the 1998 NCAA I-AA title game, Walter Payton Award winner Adrian Peterson rushed for 333 yards and five touchdowns on 32 carries, to lead No. 2 Georgia Southern to a 38-21 victory over the 10th-ranked Minutemen.

The game began as a defensive struggle, and the Eagles held a 10-7 lead into the locker room at the half. UMass then took the opening kickoff of the second half and went 69 yards to take a 14-10 lead on Marcel Shipp's two-yard scoring run.

The Eagles regained the lead with a pair of scoring runs from Peterson, taking a 24-14 lead into the fourth quarter.

The Minutemen cut the lead to 24-21 on an eight-yard touchdown pass from Todd Bankhead to Pete Cariello, but were unable to get any closer. Peterson added two more touchdowns late in the fourth quarter to conclude the scoring.

Shipp finished the day with 28 carries for 104 yards and two touchdowns. Bankhead completed 21 of 33 passes for 316 yards and one score, with Adrian Zullo bringing in six receptions for 102 yards. Compton Webster led the UMass defense with 11 tackles and a fumble recovery, while Paul Bolden and Dan Schneider both totaled nine tackles.

#### BOX SCORE

SCORING	1ST	2ND	3RD	4TH	—	TOTAL
Massachusetts	0	7	7	7	—	21
Georgia Southern	2	8	14	14	—	38

1st	04:40	GSU - Team safety
2nd	13:24	UM - Shipp 2 run (Cherry kick)
	02:14	GSU - Peterson 3 run (Peterson run)
3rd	12:47	UM - Shipp 2 run (D. White kick)
	10:34	GSU - Peterson 25 run (Chambers kick)
	00:00	GSU - Peterson 9 run (Chambers kick)
4th	11:58	UM - Cariello 8 pass from Bankhead (Cherry kick)
	06:52	GSU - Peterson 25 run (Chambers kick)
	06:11	GSU - Peterson 25 run (Chambers kick)

TEAM STATISTICS	MASSACHUSETTS	GEORGIA SOUTHERN
First Downs	19	23
Rushing Yards	81	470
Passing Yards	316	30
Total Offense	397	500
Passing (C-A-I)	21-34-1	2-6-0
Fumbles/Lost	2/1	3/1
Penalties/Yards	9/78	8/73
Punts/Average	5/47.2	5/40.0
Time of Possession	26:37	33:23

STAT LEADERS	MASSACHUSETTS	GEORGIA SOUTHERN
Rushing	Shipp (28-104-2) Coley (8-75-0)	Peterson (32-333-5)
Passing	Bankhead (21-33-316-1-1) Hardy (0-1-0-0-0)	Hill (1-5-6-0-0) Johnson (1-1-24-0-0)
Receiving	Shipp (7-68-0) Zullo (6-102-0)	Hill (1-24-0)

### 2003 NCAA DIVISION I-AA FIRST ROUND

COLGATE 19

MASSACHUSETTS 7

*Nov. 29, 2003 • Andy Kerr Stadium; Hamilton, N.Y.*

Quarterback Chris Brown and wideout J.B. Gerald hooked up for a pair of touchdowns from 13 and 30 yards out to lead sixth-ranked Colgate over the fifth-ranked Minutemen 19-7 in a blizzard at Andy Kerr Stadium.

UMass got on the board first as Leroy Brooks blocked a punt and teammate James Ihedigbo scooped up the loose ball and raced 25 yards into the endzone giving the Minutemen a 7-0 advantage with 6:43 left in the first quarter.

UMass had a chance to extend the lead as Raider running back Jamaal Branch fumbled on his own 27-yard line where Minuteman Mike Haynes recovered. After driving to the Colgate five-yard line, Michael Torres missed wide right on a 22-yard field goal attempt.

Colgate answered with a 10-play, 80-yard touchdown drive capped by a 13-yard score from Brown to Gerald. UMass appeared to have stalled the Raiders drive two plays earlier as a fourth-down pass attempt went incomplete, but the Minutemen were called for an interference penalty allowing the series to continue. Branch went in from two-yards out two plays later, but Colgate missed the conversion and led 13-7.

Neither team would score again in a first half, which saw the Raiders total only 14 yards rushing on 18 attempts.

Defensively, James Ihedigbo, Anton McKenzie and Mark Kimener each had eight tackles to lead the Minutemen.

#### BOX SCORE

SCORING	1ST	2ND	3RD	4TH	—	TOTAL
Massachusetts	7	0	0	0	—	7
Colgate	0	13	0	6	—	19

1st	6:43	UM - Ihedigbo 25 blocked punt return (Torres kick)
2nd	9:44	CU - Gerald 13 pass from Brown (Schwarzberg kick)
	8:14	CU - Branch 2 run (Saraceno rush failed)
4th	12:57	CU - Gerald 30 pass from Brown (Gerald rush failed)

TEAM STATISTICS	MASSACHUSETTS	COLGATE
First Downs	16	15
Rushing Yards	100	53
Passing Yards	199	209
Total Offense	299	262
Passing (C-A-I)	12-36	17-37
Interceptions Thrown	1	1
Fumbles/Lost	4/3	1/1
Penalties/Yards	2/22	4/37
Punts/Average	3/30.0	8/28.9
Punt Returns	6-48	0-0
Kickoff Returns	3-34	1-7
Time of Possession	29:21	30:31

STAT LEADERS	MASSACHUSETTS	COLGATE
Rushing	Baylark (20-84-0)	Branch (25-59-1)
Passing	Krohn (12-36-199-0-1)	Brown (17-37-209-2-1)
Receiving	Peebler (3-70-0) Douglas (3-29-0)	Gerald (7-91-2) Graham (6-82-0)

# UMASS FOOTBALL RECORD BOOK

## POSTSEASON HISTORY

### 2006 NCAA DIVISION I-AA FIRST ROUND

MASSACHUSETTS 35

LAFAYETTE 14

Nov. 25, 2006 • McGuirk Stadium; Amherst, Mass.

No. 3 UMass advanced to the NCAA Division I Quarterfinals with a 35-14 victory over Lafayette on a sunny afternoon at McGuirk Stadium in the NCAA First Round. Steve Baylark ran all over the Leopards, gaining 152 yards and scoring two touchdowns.

Liam Coen threw three touchdowns as he was very efficient completing just 9-of-15 for 151 yards. Baylark came out blazing as he scored UMass' first two touchdowns less than 11 minutes into the game. He finished off a 60-yard drive with an 8-yard run to UMass the 7-0 lead with 8:26 left in the first quarter. On the next drive, Baylark continued to run wild and finished that drive with a 26-yard tackle-breaking run to give UMass the 14-0 lead.

The Minutemen expanded the lead to 21-0 as junior college transfer Michael Omar made his first catch in nearly three months, for a 33-yard touchdown from Coen.

Lafayette mounted a comeback by virtue of UMass turnovers. Coen threw his first interception since Oct. 14, at Towson, with 3:06 left in the first half as Torian Johnson picked off the sophomore quarterback and returned it 17 yards to the UMass 34-yard line. Three plays later Leopard quarterback Brad Maurer hit Shaun Adair from 26 yards away with 1:23 left in the first half.

On the ensuing kickoff, UMass' Courtney Robinson returned it 35 yards, but Lafayette's Adrian Lawson forced a fumble and LC recovered the ball on UMass' 43. Two plays later Duaeno Dorsey hauled in a 31-yard pass from Maurer to cut the lead to 21-14 with just 28 seconds left in the first half.

#### BOX SCORE

SCORING	1ST	2ND	3RD	4TH	—	TOTAL
Lafayette	0	14	0	0	—	14
Massachusetts	14	7	7	7	—	35

1st	08:26	UM	Steve Baylark 8 yd run (Chris Koepplin kick)
	04:23	UM	Steve Baylark 26 yd run (Chris Koepplin kick)
2nd	13:25	UM	Mike Omar 33 yd pass from Liam Coen (Chris Koepplin kick)
	01:23	LAF	Shaun Adair 26 yd pass from Brad Maurer (Rick Ziska kick)
	00:28	LAF	Duaeno Dorsey 31 yd pass from Brad Maurer (Rick Ziska kick)
3rd	02:01	UM	Ian Jorgensen 7 yd pass from Liam Coen (Chris Koepplin kick)
4th	05:26	UM	Brandon London 18 yd pass from Liam Coen (Chris Koepplin kick)

	LAFAYETTE	MASSACHUSETTS
First Downs	14	20
Rushes - Yards (Net)	22-61	38-193
Passing Yards (Net)	140	151
Passing (A-C-I)	33-18-1	15-9-1
Total Offense Plays - Yards	55-201	53-344
Fumble Returns - Yards	0-0	0-0
Punt Returns - Yards	2-4	3-15
Kickoff Returns - Yards	5-92	3-52
Interception Returns - Yards	1-17	1-59
Punts (Number-Average)	7-37.1	4-39.8
Fumbles - Lost	1-1	2-1
Penalties - Yards	6-54	7-70
Possession Time	30:59	29:01
Third-Down Conversions	3 of 12	4 of 8
Fourth-Down Conversions	0 of 1	0 of 0
Red-Zone Scores - Chances	0-0	3-4
Sacks By: Number - Yards	1-10	1-7

#### RUSHING

Lafayette: Hurt 16-41; Maurer 5-12; Russo 1-8.

Massachusetts: Baylark 24-152; Nelson 4-17; Moore 1-16; Washington 5-16; Rancher 1-6; TEAM 2-(-4); Coen 1-(-10).

#### PASSING

Lafayette: Maurer 18-33-1-140.

Massachusetts: Coen 9-15-1-151.

#### RECEIVING

Lafayette: Adair 6-74; Dorsey 3-50; Hurt 3-8; Ort 1-8; Russo 1-6; Conte 1-3; Logan 1-2; Hutson 1-0; Maurer 1-(-11).

Massachusetts: Listorti 3-62; London 2-32; Moore 2-17; Omar 1-33; Jorgensen 1-7.

### 2006 NCAA DIVISION I-AA QUARTERFINAL

MASSACHUSETTS 24

NEW HAMPSHIRE 17

Dec. 2, 2006 • McGuirk Stadium; Amherst, Mass.

No. 3 UMass (12-1) advanced to the NCAA Semifinals with a 24-17 victory over No. 9 New Hampshire (9-4) before a sell-out crowd of 17,000.

In a virtual repeat of the waning seconds in the regular season meeting between the rivals, Jason Hatchell batted down a fourth-and-one pass by UNH's Ricky Santos, intended for Keith LaVan, to ensure the 12th victory of the year for the Minutemen.

Steve Baylark romped for 198 yards - his second-highest rushing total - to pace the UMass offensive attack. His 60-yard burst in the first quarter set up his only touchdown of the day.

Brad Anderson intercepted Ricky Santos with 13:30 left in the fourth quarter and returned the ball 31 yards to the UNH 14-yard line which set up Chris Koepplin's 33-yard field goal with 11:08 left in regulation.

UMass took a 21-17 lead as Brandon London snagged a 31-yard TD pass from Liam Coen with 6:21 left in the third quarter. He broke away and dove across the endzone line with tacklers drapped on him. It was London's 15th career receiving TD, tying for fourth-most at UMass.

The Wildcats grabbed a 17-14 halftime lead as Tom Manning kicked a 41-yard field goal as time expired in the first half. UNH tied the game at 14-14 with 1:34 left in the first half as Keith Levan hauled in an 11-yard pass from Ricky Santos.

UMass took a 14-7 lead as sophomore Ian Jorgensen caught a 6-yard pass from Liam Coen with 8:56 left in the second quarter.

#### BOX SCORE

SCORING	1ST	2ND	3RD	4TH	—	TOTAL
New Hampshire	7	10	0	0	—	17
Massachusetts	7	7	7	3	—	24

1st	12:31	UM	Steve Baylark 1 yd run (Chris Koepplin kick)
	11:51	UNH	Chad Kackert 87 yd run (Tom Manning kick)
2nd	08:56	UM	Ian Jorgensen 6 yd pass from Liam Coen (Chris Koepplin kick)
	01:34	UNH	Keith Levan 11 yd pass from Ricky Santos (Tom Manning)
	00:00	UNH	Tom Manning 41 yd field goal
3rd	06:21	UM	Brandon London 31 yd pass from Liam Coen (Chris Koepplin kick)
4th	11:08	UM	Chris Koepplin 33 yd field goal

	NEW HAMPSHIRE	MASSACHUSETTS
First Downs	17	18
Rushes - Yards (Net)	36-217	34-196
Passing Yards (Net)	129	231
Passing (A-C-I)	26-16-1	29-19-1
Total Offense Plays - Yards	62-346	63-427
Fumble Returns - Yards	0-0	0-0
Punt Returns - Yards	0-0	1-13
Kickoff Returns - Yards	5-98	3-37
Interception Returns - Yards	1-26	1-31
Punts (Number - Average)	7-33.6	3-40.0
Fumbles - Lost	1-0	2-1
Penalties - Yards	3-20	7-56
Possession Time	30:54	29:06
Third-Down Conversions	3 of 11	2 of 11
Fourth-Down Conversions	0 of 1	1 of 2
Red-Zone Scores - Chances	1-2	3-6
Sacks By: Number - Yards	2-16	6-29

#### RUSHING

New Hampshire: Kackert 7-105; Simpson 11-57; Santos 15-29; Ward 3-26.

Massachusetts: Baylark 23-198; London 1-1; Coen 6-0; Washington 1-0; TEAM 3-(-3).

#### PASSING

New Hampshire: Santos 16-26-1-129.

Massachusetts: Coen 19-28-1-231; Woodward 0-1-0-0.

#### RECEIVING

New Hampshire: Ball 6-54; Levan 5-45; Ward 3-17; Kackert 1-7; Brown 1-6.

Massachusetts: Moore 6-60; London 5-75; Listorti 2-57; Jorgensen 2-16; Baylark 2-14; Washington 1-6; Rancher 1-3.

# UMASS FOOTBALL RECORD BOOK

## POSTSEASON HISTORY

### 2006 NCAA DIVISION I-AA SEMIFINAL

#### MASSACHUSETTS 19

#### MONTANA 17

*Dec. 8, 2006 • Washington-Grizzly Stadium; Missoula, Mont.*

No. 3 UMass advanced to the NCAA Division I National Championship game with a 19-17 win at No. 2 Montana before a sold-out and raucous crowd of 23,454 and a national-TV audience.

Steve Baylark was an amazing all-purpose back with 245 total yards. He had his ninth 100-yard rushing game of the season and 25th of his career with 169 yards and two touchdowns. He also had a career-high 76 receiving yards to lead the receiving corps. It was Baylark's 14th career two-touchdown game and UMass is 13-1 in those games. In his 25 career 100-yard games, UMass is now 22-3. He had 12 carries in the fourth quarter to keep Montana's offense off the field.

Kicker Chris Koeplin kicked the eventual game-winning field goal from 43 yards away with 13:25 left in regulation. The Minutemen, who haven't given up a point in the second half of their three playoff games, held the Grizzlies to just 67 yards in the final 30 minutes.

Koeplin's game-winner was set up when the UMass defense forced a safety in a defensive-minded third quarter. The Minutemen pressured Grizz quarterback Josh Swogger to fumble the ball out of the end zone to make it 17-16 with 1:26 left in the third quarter. Dominique Milton was credited with the safety as he was the last player to hit Swogger after Brandon Freeman and Brad Anderson unleashed huge pressure.

It was again the UMass defense that sealed the game when Brandon Smith intercepted Swogger with 36 seconds remaining in the game after the Minutemen turned over the ball on a missed 46-yard field goal.

#### BOX SCORE

SCORING	1ST	2ND	3RD	4TH	—	TOTAL
Massachusetts	7	7	2	3	—	19
Montana	0	17	0	0	—	17

1st 12:10	UM	Steve Baylark 35 yd run (Chris Koeplin kick)
2nd 14:57	MONT	Dan Carpenter 23 yd field goal
11:54	MONT	Muckie Foreman 58 yd interception (Dan Carpenter kick)
08:33	UM	Steve Baylark 5 yd run (Chris Koeplin kick)
00:10	MONT	Brady Green 1 yd run (Dan Carpenter kick)
3rd 01:26	UM	D. Milton safety, forced J. Swogger to fumble ball out of end zone
4th 13:25	UM	Chris Koeplin 43 yd field goal

	MASSACHUSETTS	MONTANA
First Downs	23	12
Rushes - Yards (Net)	45-226	23-83
Passing Yards (Net)	234	167
Passing (A-C-I)	33-21-2	31-15-2
Total Offense Plays - Yards	78-460	54-250
Fumble Returns - Yards	0-0	0-0
Punt Returns - Yards	3-17	2-29
Kickoff Returns - Yards	3-54	4-95
Interception Returns - Yards	2-2	2-67
Punts (Number - Average)	5-42.4	6-41.3
Fumbles - Lost	2-0	2-1
Penalties - Yards	12-85	1-8
Possession Time	39:14	20:46
Third-Down Conversions	7 of 15	4 of 11
Fourth-Down Conversions	0 of 0	0 of 0
Red-Zone Scores - Chances	1-1	2-2
Sacks By: Number - Yards	1-10	1-2

#### RUSHING

**Massachusetts:** Baylark 29-169; Washington 10-50; Lawrence 3-13; TEAM 1-(-2); Coen 2-(-4).  
**Montana:** Fletcher 16-74; Bradshaw 1-3; Swogger 4-3; Green 2-3.

#### PASSING

**Massachusetts:** Coen 21-33-2-234.  
**Montana:** Swogger 15-31-2-167.

#### RECEIVING

**Massachusetts:** Moore 6-51; Baylark 5-76; London 4-45; Listorti 2-12; Lawrence 1-20; Washington 1-15; Rancher 1-11; Omar 1-4.  
**Montana:** Schulte 6-57; Allen 3-36; Bagley 2-26; Beaudin 2-16; Chambers 1-29; Pfahler 1-3.

### 2006 NCAA DIVISION I-AA CHAMPIONSHIP GAME

#### APPALACHIAN STATE 28

#### MASSACHUSETTS 17

*Dec. 15, 2006 • Finley Stadium; Chattanooga, Tenn.*

Appalachian State put the ball in Kevin Richardson's hands with its second straight NCAA Division I-AA title at stake. Richardson's fourth touchdown sealed Appalachian State's 28-17 victory over Massachusetts on Friday night. The former walk-on finished with 179 yards.

His third touchdown put the Mountaineers (14-1) ahead 21-14 at the beginning of the fourth quarter. He added another for 2 yards with 1:51 left that gave him the I-AA record for rushing touchdowns in a season with 30.

The Minutemen (13-2) cut it to 21-17 on Chris Koeplin's 42-yard field goal with 8:46 left.

Appalachian State then took 6:46 off the clock as Richardson ran 10 times in a long drive before capping it with his last touchdown. UMass got the ball back, but Appalachian State's Corey Lynch had an interception to seal it.

UMass tied it at 14 in the third quarter on Liam Coen's 17-yard pass to Brad Listorti, who tiptoed a few yards down the sideline to stay in bounds and score. The Minutemen got the ball after James Ihedigbo intercepted a pass by Edwards at the UMass 19, stopping Appalachian State's first prolonged drive of the second half.

The attendance was announced at 22,808, a sellout and overflow crowd and the largest for the I-AA title game since it moved to Chattanooga in 1997.

#### BOX SCORE

SCORING	1ST	2ND	3RD	4TH	—	TOTAL
Appalachian State	7	7	0	14	—	28
Massachusetts	7	0	7	3	—	17

1st 11:49	UM	Matt Lawrence 1 yd run (Chris Koeplin kick)
01:15	ASU	Kevin Richardson 45 yd run (Julian Rauch kick)
2nd 00:49	ASU	Kevin Richardson 6 yd run (Julian Rauch kick)
3rd 04:22	UM	Brad Listorti 17 yd pass from Liam Coen (Chris Koeplin kick)
4th 13:22	ASU	Kevin Richardson 4 yd run (Julian Rauch kick)
08:46	UM	Chris Koeplin 42 yd field goal
01:51	ASU	Kevin Richardson 2 yd run (Julian Rauch kick)

	APPALACHIAN STATE	MASSACHUSETTS
First Downs	24	19
Rushes - Yards (Net)	53-285	32-151
Passing Yards (Net)	146	221
Passing (A-C-I)	19-12-1	33-20-2
Total Offense Plays - Yards	72-431	65-372
Fumble Returns - Yards	0-0	0-0
Punt Returns - Yards	3-36	1-2
Kickoff Returns - Yards	4-79	0-0
Interception Returns - Yards	2-23	1-0
Punts (Number - Average)	4-31.5	4-44.8
Fumbles - Lost	0-0	0-0
Penalties - Yards	3-15	2-25
Possession Time	33:10	26:50
Third-Down Conversions	7 of 14	5 of 12
Fourth-Down Conversions	2 of 2	1 of 1
Red-Zone Scores - Chances	3-3	2-2
Sacks By: Number - Yards	1-4	1-7

#### RUSHING

**Appalachian State:** Richardson 30-179; Edwards 15-81; Moore 6-29; TEAM 2-(-4).  
**Massachusetts:** Baylark 24-133; Lawrence 2-13; Omar 1-8; Rancher 1-3; Coen 2-(-2); Washington 2-(-4).

#### PASSING

**Appalachian State:** Edwards 12-19-1-146.  
**Massachusetts:** Coen 20-33-2-221.

#### RECEIVING

**Appalachian State:** Jackson 3-44; Mayfield 3-44; Courman 3-25; Johnson 1-15; Richardson 1-14; Bettis 1-4.  
**Massachusetts:** Listorti 5-78; Moore 4-61; London 4-31; Baylark 3-24; Lawrence 2-14; Washington 1-7; Rancher 1-6.



# UMASS FOOTBALL RECORD BOOK

## POSTSEASON HISTORY

### 2007 NCAA DIVISION I FCS FIRST ROUND

#### MASSACHUSETTS 49

#### FORDHAM 35

Nov. 24, 2007 • McGuirk Stadium; Amherst, Mass.

No. 7 UMass advanced with a 49-35 win over Fordham on a record-setting day. Liam Coen set the UMass mark for passing yards in a game with 419 along with four TDs. Matt Lawrence had his ninth 100-yard rushing game of the season with 167 and three rushing TDs. Rasheed Rancher had the second-most receiving yards in a game with 198.

The Minutemen piled up 649 yards of total offense, the second-most in a game in school history. Fordham had 406 yards as the teams combining 1,055 total yards.

Charles Walker's first-career interception set up the game-sealing drive as Lawrence ran in for his third touchdown, making it 49-35 with 5:15 left in the fourth.

UMass took the lead back at 42-35 as Lawrence ran in from 13 yards out for his second score of the day. On the drive, Coen set the UMass single-game passing yardage record as he broke the record of 403 held by Matt Guice in 2001.

Skelton connected with Sylvester Clarke for an 11-yard touchdown with 11:59 left in the fourth quarter. The drive began off another UMass turnover on a failed halfback option. Lawrence was attempting to throw a pass to Ian Jorgensen in the end zone, but was picked off.

#### BOX SCORE

SCORING	1ST	2ND	3RD	4TH	—	TOTAL
Fordham	7	14	7	7	—	35
Massachusetts	14	14	7	14	—	49

1st	10:29	UM	J.J. Moore 7 yd pass from Liam Coen (Chris Koepplin kick)
1st	10:04	UM	Ian Jorgensen 7 yd pass from Liam Coen (Chris Koepplin kick)
	06:12	UM	Matt Lawrence 2 yd run (Chris Koepplin kick)
	00:55	FU	Skelton, John 1 yd run (Danko, Adam kick)
2nd	08:18	UM	R. Rancher 12 yd pass from Liam Coen (Chris Koepplin kick)
	02:46	FU	C. Kritzer 3 yd pass from J. Skelton (Danko, Adam kick)
	02:26	UM	R.Rancher 41 yd pass from Liam Coen (Chris Koepplin kick)
	00:00	FU	Skelton, John 1 yd run (Danko, Adam kick)
3rd	12:30	FU	R. Rayborn 19 yd pass from J. Skelton (Danko, Adam kick)
	09:05	UM	Chris Zardas 33 yd pass from Liam Coen (Chris Koepplin kick)
4th	11:59	FU	S. Clarke 11 yd pass from J. Skelton (Danko, Adam kick)
	09:25	UM	Matt Lawrence 13 yd run (Chris Koepplin kick)
	05:15	UM	Matt Lawrence 2 yd run (Chris Koepplin kick)

	FORDHAM	MASSACHUSETTS
First Downs	20	30
Rushes - Yards (Net)	29-125	39-236
Passing Yards (Net)	281	413
Passing (A-C-I)	47-25-1	39-25-1
Total Offense Plays - Yards	76-406	78-649
Fumble Returns - Yards	1-27	0-0
Punt Returns - Yards	2-6	2-6
Kickoff Returns - Yards	8-130	4-84
Interception Returns - Yards	1-2	1-11
Punts (Number - Average)	7-41.3	3-22.3
Fumbles - Lost	0-0	1-1
Penalties - Yards	6-40	5-45
Possession Time	29:13	30:47
Third-Down Conversions	3 of 15	8 of 13
Fourth-Down Conversions	2 of 3	0 of 1
Red-Zone Scores - Chances	5-5	5-6
Sacks By: Number - Yards	0-0	2-14

#### RUSHING

**Fordham:** Coven 9-42; Magiera 1-38; Lewis 8-23; Martin 5-23; Skelton 6-(-1).

**Massachusetts:** Lawrence 31-167; Zardas 3-53; Rancher 1-11; Moore 1-7; Nelson 1-0; TEAM 2-(-2).

#### PASSING

**Fordham:** Skelton 25-46-1-281; Moore 0-1-0-0.

**Massachusetts:** Coen 24-37-0-419; Arnold 1-1-0-(-6); Lawrence 0-1-1-0.

#### RECEIVING

**Fordham:** Lucas 8-107; Rayborn 5-79; Moore 3-30; Clarke 3-27; Kritzer 3-12; Caldwell 2-18; Marchand 1-8.

**Massachusetts:** Rancher 8-198; Moore 8-115; Omar 4-50; Jorgensen 2-16; Zardas 1-33; Nelson 1-7; Byrd 1-(-6).

### 2007 NCAA DIVISION I FCS QUARTERFINAL

#### SOUTHERN ILLINOIS 34

#### MASSACHUSETTS 27

Dec. 1, 2007 • McAndrew Stadium; Carbondale, Ill.

Despite a valiant comeback, the No. 7 Minutemen lost to No. 4 Southern Illinois, 34-27. UMass finished the season at 10-3, marking its fourth 10-win season all-time.

The Salukis were too much to handle all afternoon from the opening whistle as Southern Illinois gashed UMass' defense for 462 yards, the most the Minutemen have allowed since giving up 516 to Boston College in 2004. UMass allowed its longest reception (69 yards) and longest rush (64 yards) of the season.

Liam Coen threw for a school-record 421 yards on 28-of-42. It marked the second week in a row he set the school record for passing yards.

Matt Lawrence gained more than 100 yards for the 10th time this season with 112, in his final collegiate game. Rasheed Rancher had five catches for 143 yards, giving him 1794 in his career, as he finished his career, fourth in receiving yards all-time at UMass. J.J. Moore had seven catches giving him 185, second all-time to Adrian Zullo (187) at UMass. Moore also had 94 receiving yards as he finished his career second in career receiving yards with 2423. Michael Omar also set career-high with 10 catches and 114 yards for his first-career 100-yard game.

UMass continued to try and rally all second half. The Minutemen cut the lead to 34-27 as Brad Listorti caught his first pass of the season from four yards out with 4:00 left in regulation. It followed a series where Coen hit Jeremy Horne from 30 yards out for the receiver's third TD of the season, which brought UMass within 34-20.

#### BOX SCORE

SCORING	1ST	2ND	3RD	4TH	—	TOTAL
Massachusetts	10	3	7	7	—	27
Southern Illinois	20	7	7	0	—	34

1st	14:07	SIU	Byron Gettis 69 yd pass from Nick Hill (Kyle Dougherty kick)
	08:36	SIU	Richard White 10 yd run (Kyle Dougherty kick failed)
	04:15	UM	Chris Koepplin 46 yd field goal
	01:22	SIU	Rick Burgess 8 yd pass from Nick Hill (Kyle Dougherty kick)
	01:05	UM	R. Rancher 71 yd pass from Liam Coen (Chris Koepplin kick)
2nd	06:04	UM	Chris Koepplin 25 yd field goal
	01:02	SIU	John Randle 9 yd pass from Nick Hill (Kyle Dougherty kick)
3rd	06:52	SIU	Larry Warner 64 yd run (Kyle Dougherty kick)
	01:17	UM	Jeremy Horne 30 yd pass from Liam Coen (Chris Koepplin kick)
4th	04:00	UM	Brad Listorti 4 yd pass from Liam Coen (Chris Koepplin kick)

	MASSACHUSETTS	SOUTHERN ILLINOIS
First Downs	25	20
Rushes - Yards (Net)	28-101	46-246
Passing Yards (Net)	421	216
Passing (A-C-I)	42-28-3	23-13-1
Total Offense Plays - Yards	70-522	69-462
Fumble Returns - Yards	0-0	0-0
Punt Returns - Yards	3-27	2-26
Kickoff Returns - Yards	6-116	3-99
Interception Returns - Yards	1-0	3-25
Punts (Number - Average)	5-37.0	7-52.9
Fumbles - Lost	0-0	0-0
Penalties - Yards	8-71	8-65
Possession Time	30:25	29:35
Third-Down Conversions	6 of 13	5 of 13
Fourth-Down Conversions	0 of 0	0 of 0
Red-Zone Scores - Chances	3-4	3-4
Sacks By: Number - Yards	3-19	2-15

#### RUSHING

**Massachusetts:** Lawrence 24-112; Barthel 1-5; TEAM 1-(-1); Coen 2-(-15).

**Southern Illinois:** Randle 16-86; Warner 2-64; White 15-62; Hill 12-35; TEAM 1-(-1).

#### PASSING

**Massachusetts:** Coen 28-42-3-421.

**Southern Illinois:** Hill 13-23-1-216.

#### RECEIVING

**Massachusetts:** Omar 10-114; Moore 7-94; Rancher 5-143; Horne 1-30; Sanford 1-22; Lawrence 1-6; Listorti 1-4; Barthel 1-4; Getek 1-4.

**Southern Illinois:** Turner 4-55; Gettis 2-104; Kernes 2-21; Burgess 2-16; Randle 2-10; Goforth 1-10.



# UMASS FOOTBALL RECORD BOOK



## 1998 NATIONAL CHAMPIONSHIP TEAM

When Mark Whipple was hired as the head coach of the Minutemen on Dec. 16, 1997, he talked about winning a national championship. Few people thought that would happen, and almost no one believed UMass could accomplish the goal in only one season. But by the time the 1998 season concluded, the Minutemen had produced one of the greatest turnarounds in college football history, going from a 2-9 record the year before to a 12-3 mark and the NCAA Division I-AA national title.

The season saw a number of close games for UMass, with nine of the first 13 contests coming down to the final minute or overtime. The Minutemen then posted a dramatic come-from-behind win at Northwestern State in the NCAA semifinals, scoring 20 straight points in the fourth quarter to post a 41-31 victory. In the final game of the season, UMass rolled to a 55-43 win over top-ranked and previously unbeaten Georgia Southern, in a game which was not as close as the final score indicated.

On the way to the national championship, the Minutemen set numerous school records, many of which had stood for decades. Included among the records set were team single season marks for points scored (524), touchdowns (73), total yards (7,074), average yards per play (5.9), passing yards (4,050), completions (306) and first downs (354).

In the end, Whipple and his team, led by senior co-captains Khari Samuel and Kerry Taylor, brought UMass the first national championship in the history of a program which played its first game in 1879. The title was also the first in the history of the Atlantic 10.



# UMASS FOOTBALL RECORD BOOK

## ALL-TIME INDIVIDUAL HONORS

### ALL-AMERICANS\*

YEAR	NAME, POSITION	TEAM
1952	Tony Chambers, E	First
1961	Bob Foote, LT	First
1963	Paul Graham, T	First
1964	Milt Morin, TE	First
1965	Milt Morin, TE	First
1967	Greg Landry, QB	First
1971	Bill DeFlavio, MG	First
1972	Steve Schubert, WR	First
1973	Tim Berra, FL	First
1975	Ned Deane, OL	First
	Ed McAleney, DE	First
1976	Ron Harris, DB	First
1977	Kevin Cummings, TE	First
	Bruce Kimball, OG	First
1978	Bruce Kimball, OG	First
1980	Bob Manning, DB	First
1981	Garry Pearson, RB	First
1982	Garry Pearson, RB	First
1985	Mike Dwyer, DL	First
1988	John McKeown, LB	First
1990	Paul Mayberry, OL	First
1992	Don Caparotti, CB	First
1993	Bill Durkin, OG	First
	Matt Rajotte, DB	Third
1994	Breon Parker, CB	First
	Brian Corcoran, DL	Second
	Rene Ingoglia, RB	Second
1995	Rene Ingoglia, RB	First
1996	Justin Riemer, LB	Second
1998	Khari Samuel, LB	First
	Marcel Shipp, RB	First
	Kerry Taylor, TE	First
	Todd Bankhead, QB	Third
	Jimmy Moore, WR	Third
1999	Kole Ayi, LB	First
	Sean Higgins, TE	First
	Jeremy Robinson, DB	First
	Marcel Shipp, RB	First
	Jerard White, DB	First
	Mike Wynne, OL	First
2000	Kole Ayi, LB	First
	Marcel Shipp, RB	Third
2001	Valdamar Brower, DL	First
	David Sanger, P	Second
2002	Valdamar Brower, DL	Second
	Jeremy Cain, LB	Second
	Maikel Miret, OL	Third
2003	Jeremy Cain, LB	Second
	Anton McKenzie, DB	Second
	Jason Peebler, WR	Second
2004	Shannon James, DB	First
2005	Shannon James, DB	First
	Christian Koegel, P	First
2006	James Ihedigbo, DB	First
	Alex Miller, C	First
	Steve Baylark, RB	Second
	Matt Austin, OL	Third
2007	Matt Austin, OL	First
	Jason Hatchell, LB	First
	J.J. Moore, WR	Second
2008	Brett Arnold, P	First
	Courtney Robinson, CB	First
	Jeromy Miles, S	Second
2009	Vladimir Ducasse, OT	First
	Jeromy Miles, SS	First
	Armando Cuko, PK	First
	Tyler Holmes, LB	Second
2010	Tyler Holmes, LB	First (AP, AFCA, TSN)
2011	Tyler Holmes, LB	First (AP, AFCA)
2014	Jean Sifrin, TE	Honorable Mention (SI)
2015	Tajae Sharpe, WR	Second (WC)

\*Highest team listed, includes AFCA, AP, College Sporting News, Sports Illustrated, Sports Network and Walter Camp

### YANKEE CONFERENCE OFFENSIVE PLAYER OF THE YEAR

1990	Gary Wilkos	QB
------	-------------	----

### YANKEE CONFERENCE DEFENSIVE PLAYER OF THE YEAR

1988	John McKeown	LB
1994	Brian Corcoran	DL

### YANKEE CONFERENCE ROOKIE OF THE YEAR

1985	Dave Palazzi	QB
1986	Tim Bryant	QB
1990	John Johnson	RB
1992	Rene Ingoglia	RB

### YANKEE CONFERENCE COACH OF THE YEAR

1988	Jim Reid
1990	Jim Reid

### ATLANTIC 10 CONFERENCE OFFENSIVE PLAYER OF THE YEAR

2006	Steve Baylark, RB
------	-------------------

### ATLANTIC 10 CONFERENCE DEFENSIVE PLAYER OF THE YEAR

1998	Khari Samuel	LB
2004	Shannon James	DB

### ATLANTIC 10 CONFERENCE SPECIAL TEAMS PLAYER OF THE YEAR

2005	Christian Koegel	P
------	------------------	---

### ATLANTIC 10 CONFERENCE ROOKIE OF THE YEAR

1999	Adrian Zullo	WR
2002	R.J. Cobbs	RB

### ATLANTIC 10 CONFERENCE COACH OF THE YEAR

2003	Mark Whipple
2006	Don Brown

### COLONIAL ATHLETIC ASSOCIATION DEFENSIVE PLAYER OF THE YEAR

2010	Tyler Holmes	LB
------	--------------	----

### ALL-YANKEE CONFERENCE

YEAR	NAME, POSITION	TEAM
1952	Tony Chambers, E	First
	Noel Reebenacker, QB	First
1953	Tony Chambers, E	Second
1954	Donald MacPhee, G	Second
1955	Roger Barous, FB	Second
	Russ Kidd, E	Second
	John McGowan, T	Second
1956	William Allen, C	Second
	Jim Dolan, G	Second
	Dave Ingram, E	Second
	Charles Mellen, HB	Second
1957	Ronald Blume, QB	Second
	John O'Keefe, E	Second
	Louis Varrichione, G	Second
	Gerry Walls, HB	Second
1958	Bill Goodwin, G	First
	Ed Richardson, FB	Second
	Louis Varrichione, G	Second
1959	Tom Delnickas, HB	First
	Jerry Cullen, G	Second
	Ralph Maloney, E	Second
	Bill Reynolds, HB	Second
1960	Jerry Cullen, G	First
	John McCormick, QB	First
1961	Bob Foote, T	First

	Sam Lussier, HB	First
1962	Sam Lussier, HB	First
	Paul Majeski, E	First
	Bob Tedoldi, G	First
	Jerry Whelchel, QB	First
1963	Paul Graham, T	First
	Bob Meers, E	First
	Milt Morin, E	First
	Bob Tedoldi, G	First
	Jerry Whelchel, QB	First
	Ken Palm, HB	Second
1964	Bob Burke, T	First
	Phil DeRose, HB	First
	Bob Ellis, HB	First
	Bob Meers, E	First
	Milt Morin, E	First
	Peter Pietz, G	First
	Mike Ross, FB	First
	Jerry Whelchel, QB	First
1965	Bill Connor, OT	First
	Bernie Dallas, LB	First
	Dave Giarla, S	First
	Dave Kelley, S	First
	Bob Meers, E	First
	Milt Morin, E	First
	Ed Toner, DT	First
	Phil Vandersea, FB	First
1966	Rod Brooks, LB	First
	Bill Connor, OT	First
	Bob Detore, HB	First
	Dave Giarla, S	First
	Greg Landry, QB	First
	Dick Qualey, DT	First
	Ed Toner, DT	First
1967	Greg Landry, QB	First
	Mike McArdle, HB	First
	Jim Mitchell, OT	First
	Paul Milnar, DE	First
	Bob Santucci, OG	First
	Ernie Smith, LB	First
	Kent Stevens, DT	First
	Nick Warnock, E	First
1968	Bill Frye, HB	First
	Tom York, DE	First
1969	Bob Cabrelli, DB	First
	Bill DeFlavio, DT	First
	Bob Donlin, OT	First
	Dick Donlin, OT	First
	Andy Guarino, DT	First
	John Hulecki, DE	First
	Dave Levine, C	First
	Nick McGarry, E	First
	John MacLean, LB	First
	Steve Rogers, S	First
	Joe Sabulis, LB	First
	Ed Sarno, FB	First
	Tom York, LB	First
1970	Bill DeFlavio, DT	First
	Bob Donlin, OT	First
	John Farrelly, LB	First
	John Hulecki, TE	First
	Dennis Keating, CB	First
	Jim Kelliher, DE	First
	John O'Neil, S	First
	Bob Pena, OG	First
	Joe Sabulis, LB	First
	Bill Sroka, DT	First
	Russ Wood, DE	First
1971	Dennis Collins, LB	First
	Bill DeFlavio, DT	First
	John Hulecki, TE	First
	Dave Levine, C	First
	Ron Marino, OG	First
	Paul Metallo, HB	First
	John O'Neil, S	First

# UMASS FOOTBALL RECORD BOOK

## ALL-TIME INDIVIDUAL HONORS

	Bob Pena, OG	First
	Joe Sabulis, LB	First
1972	Clarence Brooks, OG	First
	Dick Cummings, FB	First
	John Healy, S	First
	Ed McAleney, DE	First
	Paul Metallo, HB	First
	Tom Mullen, OT	First
	Bob Parrott, DB	First
	Peil Pennington, QB	First
	Steve Schubert, WR	First
1973	Tim Berra, WR	First
	Tom Bradshaw, DT	First
	Dennis Kiernan, LB	First
	Ed McAleney, DE	First
	Bob Parrott, DB	First
	Peil Pennington, QB	First
1974	Tom Bradshaw, DE	First
	Bill Cooke, DT	First
	Ned Deane, OG	First
	Ron Harris, S	First
	Dennis Kiernan, DE	First
	Paul St. Onge, NG	First
	Jim Torrance, RB	First
1975	Dave Croasdale, CB	First
	Ned Deane, OG	First
	Ron Harris, S	First
	Rich Jessamy, RB	First
	Gary Little, DE	First
	Ed McAleney, DT	First
	Brian McNally, QB	First
	Ross Schubarth, OT	First
	Steve Telander, DE	First
	John Toner, LB	First
1976	Dave Croasdale, CB	First
	Kevin Cummings, WR	First
	Dennis Fenton, DT	First
	Ron Harris, S	First
1977	Bill Coleman, RB	First
	Kevin Cummings, TE	First
	John D'Amato, DE	First
	John Gladchuk, WR	First
	Gerry Greene, OG	First
	Bruce Kimball, OG	First
	Peter McCarty, LB	First
	Joe McLaughlin, LB	First
	Mike McLaughlin, C	First
	Phil Puopolo, NG	First
	Ross Schubarth, OT	First
	John Willis, DT	First
1978	John Beerworth, S	First
	Dave Bemis, DT	First
	John D'Amato, DE	First
	Dennis Dent, WR	First
	Bruce Kimball, OG	First
	Steve LeMay, CB	First
	Joe McLaughlin, LB	First
	Mike McLaughlin, C	First
	Karl Nyholm, OT	First
	Hank Sareault, RB	First
	Kevin Sullivan, CB	First
1979	Ray Benoit, NG	First
	Frank DiTommaso, DE	First
	Peter DiTommaso, LB	First
	Tim Fontaine, P	First
	Mike McEvilly, QB	First
	Karl Nyholm, OT	First
	Kevin O'Connor, WR	First
	Marty Paglione, TE	First
	Dan Petrie, DT	First
	Kevin Sullivan, CB	First
	Sandro Vitiello, PK	First
1980	Eric Cregan, DT	First
	Frank DiTommaso, DE	First
	Peter DiTommaso, LB	First

	George Lewis, DE	First
	Dwayne Lopes, CB	First
	Bob Manning, S	First
	Garry Pearson, RB	First
1981	Eric Cregan, DT	First
	Peter DiTommaso, LB	First
	Grady Fuller, S	First
	Scott LaFond, OG	First
	George Lewis, DE	First
	Dwayne Lopes, CB	First
	Chris O'Neil, OT	First
	Garry Pearson, RB	First
	Dan Petrie, DT	First
	Ray Benoit, MG	Second
	Scott Crowell, LB	Second
	Jerry Gordon, OG	Second
	Tom Murray, RB	Second
	Tony Pasquale, OT	Second
	Vic Pizzlotti, C	Second
1982	Glenn Holden, CB	First
	Garry Pearson, RB	First
	Todd Comeau, DE	Second
	Gary Freker, TE	Second
	Grady Fuller, S	Second
	Scott LaFond, LG	Second
1983	Grady Fuller, DB	First
1985	Mike Dwyer, DL	First
	Dimitri Yavis, P	First
	Stan Kaczorowski, OG	Second
	Paul Manganaro, LB	Second
	John McKeown, LB	Second
	Al Neri, RB	Second
1985	Dave Palazzi, QB	Second
	Paul Platek, DB	Second
	Todd Rundle, LB	Second
	Bob Shelmire, DB	Second
1986	John Benzinger, OT	First
	Stan Kaczorowski, OG	First
	John McKeown, LB	First
	Al Neri, RB	First
	Pete Montini, C	Second
	Todd Rundle, LB	Second
	Bob Shelmire, DB	Second
	Dimitri Yavis, P	Second
1987	Paul Mayberry, OG	First
	Pete Montini, C	First
	Todd Rundle, LB	First
	Mike Barrette, OT	Second
	Joe Cullen, DL	Second
	John McKeown, LB	Second
	Vito Perrone, LB	Second
1988	John McKeown, LB	First
	Dave Palazzi, QB	Second
	Bill Buttler, OG	Second
	Joe Cullen, DL	Second
	Matt Tulley, LB	Second
1989	George Karelak, LB	First
	Matt Tulley, LB	First
	Chip Mitchell, WR	Second
	Kai Dietiker, OT	Second
	Anthony Giudice, OG	Second
	Joe Cullen, DL	Second
1990	Rich Cavanaugh, OT	First
	Kai Dietiker, OT	First
	Jay Gabbe, C	First
	Anthony Giudice, OG	First
	Rich Kane, DL	First
	Mario Perry, LB	First
	Matt Tulley, LB	First
	Ron Villone, TE	First
	Paul Mayberry, OG	Second
	Vaughn Williams, DB	Second
1991	Jerome Bledsoe, RB	First
	Don Caparotti, DB	First
	Kai Dietiker, OT	First

	Rich Kane, DT	First
	Matt Tulley, LB	First
	Phil Hallard, OG	Second
	Ron Villone, TE	Second
1992	Don Caparotti, DB	First
	Bill Durkin, OG	First
	Mario Perry, LB	First
	Scott Assensoa, LB	Second
	Brian Corcoran, DL	Second
	Phil Hallard, OG	Second
1993	Scott Assensoa, LB	First
	Brian Corcoran, DL	First
	Bill Durkin, OL	First
	Phil Hallard, OL	First
	Andy LeBlanc, OL	First
	Mario Perry, LB	First
	Matt Rajotte, DB	First
	Silas Burke, DL	Second
	Rene Ingoggia, RB	Second
	Eric Oke, PK	Second
	Breon Parker, DB	Second
1994	Ben Albert, DL	First
	Brian Corcoran, DL	First
	Rene Ingoggia, RB	First
	Joe Sabella, OL	First
	Breon Parker, DB	Second
	Tony Williams, DB	Second
	Roger Kotlarz, LB	Third
1995	Rene Ingoggia, RB	First
	Breon Parker, DB	First
	Justin Riemer, LB	First
	Matt Alegi, OL	Second
	Dan Markowski, OL	Second
	Frank Alessio, RB	Third
1996	Justin Riemer, LB	First
	Dan Markowski, OL	Second
	Matt Alegi, OL	Third
	Kory Blackwell, DB	Third
	Erik Henry, TE	Third
	Khari Samuel, LB	Third
	Mark Shalala, OL	Third

### ATLANTIC 10 ALL-CONFERENCE

YEAR	NAME, POSITION	TEAM
1997	Kerry Taylor, TE	Second
	Khari Samuel, LB	Second
1998	Khari Samuel, LB	First
	Marcel Shipp, RB	First
	Kerry Taylor, TE	First
	Kole Ayi, LB	Second
	Todd Bankhead, QB	Second
	Deyate Hagood, OL	Second
	Jimmy Moore, WR	Second
	Andrew Maclay, P	Third
1999	Kole Ayi, LB	First
	Sean Higgins, TE	First
	Jeremy Robinson, DB	First
	Marcel Shipp, RB	First
	Jerard White, DB	First
	Adrian Zullo, WR	First
	Todd Bankhead, QB	Second
	Matt Dawson, LB	Second
	Aaron Parker, DL	Second
	Mike Wynne, OL	Second
	Chris Price, DL	Third
2000	Kole Ayi, LB	First
	Jeremy Robinson, DB	First
	Marcel Shipp, RB	First
	Brian Smith, DB	First
	Joe Frawley, OL	Second
	Dan Schneider, DL	Third
2001	Valdamar Brower, DL	First
	Jeremy Robinson, DB	First
	David Sanger, P	First
2002	Maikel Miret, OL	First



# UMASS FOOTBALL RECORD BOOK

## ALL-TIME INDIVIDUAL HONORS

	David Sanger, P	First
	Adrian Zullo, WR	First
	Valdamar Brower, DL	Second
	Jeremy Cain, LB	Second
	R.J. Cobbs, RB	Second
	Anton McKenzie, DB	Third
	Doug White, PK	Third
2003	Valdamar Brower, DL	First
	Jeremy Cain, LB	First
	Anton McKenzie, DB	First
	Steve Baylark, RB	Second
	Rob Kane, OL	Second
	Mark Kimener, LB	Second
	Jeff Krohn, QB	Second
	Jason Peebler, WR	Second
	Colin Christopher, DL	Third
	Shannon James, DB	Third
	Mike Ziccardi, LB	Third
2004	Steve Baylark, TB	First
	Shannon James, DB	First
	Rob Kane, OL	First
	Tracy Belton, DB	Second
	Christian Koegel, P	Second
	Keron Williams, DE	Third
2005	Steve Baylark, TB	First
	Shannon James, DB	First
	Christian Koegel, P	First
	Alex Miller, C	First
	Keron Williams, DE	First
	Brent Caldwell, OL	Second
	Jason Hatchell, LB	Second
	Serge Tikum, LB	Second
	James Ihedigbo, DB	Third
	Brandon London, WR	Third
2006	Matt Austin, OL	First
	Steve Baylark, RB	First
	Tracy Belton, DB	First
	Jason Hatchell, LB	First
	James Ihedigbo, DB	First
	Christian Koegel, P	First
	Brandon London, WR	First
	Alex Miller, C	First
	Brad Anderson, LB	Second
	David Burris, LB	Second
	Nick Diana, OL	Second
	John Hatchell, DL	Second
	Chris Koepplin, PK	Second
	Courtney Robinson, KR	Second
	Sean Smalls, DB	Second
	David Thompson, OL	Second
	Charles Walker, LB	Second
	Liam Coen, QB	Third
	Brad Listorti, TE	Third
	J.J. Moore, WR	Third

### CAA ALL-CONFERENCE

YEAR	NAME, POSITION	TEAM
2007	Matt Austin, OL	First
	David Burris, DL	First
	Jason Hatchell, LB	First
	J.J. Moore, WR	First
	Courtney Robinson, CB	First
	Sean Smalls, CB	First
	Charles Walker, LB	First
	Sean Calicchio, OL	Second
	Liam Coen, QB	Second
	Matt Lawrence, RB	Second
	Rasheed Rancher, WR	Second
	Brandon Collier, DL,	Third
	Nick Diana, OL	Third
	Chris Koepplin, PK	Third
	Jeromy Miles, C,	Third
	Courtney Robinson, KR	Third
2008	Brett Arnold, P	First
	Victor Cruz, WR	First

	Vladimir Ducasse, OL	First
	Josh Jennings, LB	First
	Jeromy Miles, S	First
	Tony Nelson, TB	First
	Courtney Robinson, CB	First
	Liam Coen, QB	Second
	Sean Calicchio, OL	Third
	Kyle Harrington, DL	Third
	Jeremy Horne, WR	Third
2009	Victor Cruz, WR	First
	Vladimir Ducasse, OT	First
	Jeromy Miles, S	First
	Chris Zardas, FB	First
	Kyle Harrington, DL	Second
	Tyler Holmes, LB	Second
	Tony Nelson, TB	Second
	Brandon Collier, DT	Third
	Armando Cuko, PK	Third
2010	Anthony Nelson, WR	First
	Greg Niland, OL	First
	Tyler Holmes, LB	First
	Jonathan Hernandez, RB	Second
	Julian Talley, WR	Second
	John Griffin, RB	Third
2011	Rob Blanchflower, TE	Third
	Kevin Byrne, DL	Third
	Jesse Julmiste, KR	First
	Jonathan Hernandez, TB	Third
	Tyler Holmes, LB	First
	Emil Igwenagu, TE	First
	Perry McIntyre, LB	Third
	Stephane Milhim, OL	Third
	Josh Samuda, OL	Third
	Nick Speller, OL	Third
	Julian Talley, WR	First

### MAC ALL-CONFERENCE HONORS

2012	Perry McIntyre, LB	First
	Colter Johnson, P	Third
	Darren Thellen, DB	Second
2013	Anthony Dima, OL	Third
2014	Blake Frohnapfel, QB	First
	Jovan Santos-Knox, LB	First
	Tajae Sharpe, WR	First
	Jean Sifrin, TE	First
	Randall Jette, DB	Second
	Stanley Andre, LB	Third
2015	Tajae Sharpe, WR	First
	Trey Dudley-Giles, PR	Second
	Jovan Santos-Knox, LB	Second
	Logan Laurent, P	Third
	Rodney Mills, TE	Third
	Trey Seals, LB	Third

### ATLANTIC 10 ACADEMIC ALL-CONFERENCE

2002	Neal Brown	WR
2002	Mike Haynes	DL
2002	Mark Kimener	LB
2002	Doug White	PK
2003	Mike Haynes	DE
2003	Mark Kimener	LB
2003	Jeff Krohn	QB
2003	L.A. Love	LB
2003	Ola Sanusi	LB
2004	Brad Anderson	LB
2004	Ola Sanusi	DL
2004	Christian Koegel	P
2005	Brad Anderson	LB
2005	Matt Austin	OL
2005	Jason Hatchell	LB
2005	Justin Schweighardt	LB
2006	Matt Austin	OL
2006	Sean Calicchio	OL

### CAA ACADEMIC ALL-CONFERENCE

2007	David Burris	DL
2007	Matt Stolte	OL
2007	Sean Calicchio	OL
2007	Biff Gottehrer	OL
2007	Jason Grochowalski	LB
2007	Chris Cefalo	FB
2007	Armando Cuko	PK
2007	Kyle Harrington	FB
2007	Josh Jennings	LB
2007	Anthony Rouzier	LB
2007	Michael Boyle	OL
2009	Jared Chivers	OL
2008	Sean Calicchio	OL
2008	Chris Cefalo	FB
2008	Peter Chiaro	RB
2008	Aaron Fears	WR
2008	Brett Arnold	P
2008	Jeromy Miles	DB
2008	Anthony Rouzier	LB
2009	Emil Igwenagu	TE
2009	John Ihne	OL
2009	Jeromy Miles	DB

### MAC All-ACADEMIC TEAM

2012	Matt Carini	Honorable Mention
	Michael Cox	Honorable Mention
2013	Devin Brown	All-Academic
	Ricardo Miller	Honorable Mention
	David Osei	Honorable Mention
	Matt Sparks	All-Academic
	Jeff Strait	All-Academic
2014*	Joey Colton	
	Blake Frohnapfel	
	Fabian Hoeller	
	Alex Kenney	
	Brian McDonald	
	Adam Richard	
	Matt Sparks	
2015	Jarell Addo	
	Dimitri Angelas	
	DuVaughn Beckford	
	Nick Berus	
	Kelton Brackett	
	Manwon Brisbane	
	Steve Casali	
	Joey Colton	
	Ross Comis	
	Blake Frohnapfel	
	Fabian Hoeller	
	Dan Jonah	
	Connor Lemieux	
	Andrew Libby	
	Blake Lucas	
	Adam Richard	
	Tom Rodrick	
	Charan Singh	
	Matt Sparks	
	Randall West	
	Mehki Williams	
	Theo Yongue	

### MAC DISTINGUISHED SCHOLAR-ATHLETES

2014	Blake Frohnapfel	QB
	Matt Sparks	OL
2015	Blake Frohnapfel	QB
	Matt Sparks	OL

### MAC PRESIDENTIAL AWARD

2015	Blake Frohnapfel	QB
	Matt Sparks	OL

# UMASS FOOTBALL RECORD BOOK

## ALL-TIME INDIVIDUAL HONORS

### NATIONAL FOOTBALL FOUNDATION HAMPSHIRE HONOR SOCIETY

2015	Joey Colton	DB
	Blake Frohnapfel	QB
	Matt Sparks	OL

### UMASS 21ST CENTURY LEADER

2015	Matt Sparks	OL
------	-------------	----

### DIVISION I-AA ATHLETIC DIRECTORS ASSOCIATION ACADEMIC ALL-STAR

2002	Neal Brown	WR
	Doug White	PK
2003	Mark Kimener	LB
2010	Anthony Nelson	WR

### COSIDA ACADEMIC ALL-DISTRICT I

2002	Doug White	PK
2003	Mark Kimener	LB
2010	Anthony Nelson	WR
2013	Devin Brown	DB
2014	Fabian Hoeller	OL
2014	Matt Sparks	OL

### COSIDA ACADEMIC ALL-AMERICA

1972	Charles Hamaty, DT	Second
	John Hawkins, OL	Second
	Paul Metallo, RB	Second
1974	John Penny, LB	Second
1998	Mike Wynne, OL	Second
1999	Mike Wynne, OL	First
2010	Anthony Nelson, WR	First

### GRIDIRON CLUB OF BOSTON BULGER LOWE AWARD

1964	Jerry Whelchel	QB
1967	Greg Landry	QB
1982	Garry Pearson	RB
1988	Dave Palazzi	QB
1995	Rene Ingoglia	RB
1998	Khari Samuel	LB
2000	Kole Ayi	LB
2014	Blake Frohnapfel	QB

### NEW ENGLAND FOOTBALL WRITERS ASSOCIATION (NEFWA) NASON AWARD

2015	Blake Frohnapfel	QB
------	------------------	----

### NEFWA HARRY AGGANIS AWARD

2015	Tajae Sharpe	WR
------	--------------	----

### NEFWA ALL-REGION TEAM

2015	Jovan Santos-Knox	LB
	Tajae Sharpe	WR

### BILETNIKOFF AWARD CANDIDATE

2014	Tajae Sharpe (Midseason Watch List)	WR
2015	Tajae Sharpe (Semifinalist)	WR

### BRONKO NAGURSKI TROPHY CANDIDATE

2015	Jovan Santos-Knox (Watch List)	LB
------	--------------------------------	----

### BUTKUS AWARD CANDIDATE

2016	Shane Huber (Watch List)	LB
------	--------------------------	----

### CHUCK BEDNARIK AWARD CANDIDATE

2015	Jovan Santos-Knox (Watch List)	LB
------	--------------------------------	----

### DAVEY O'BRIEN AWARD CANDIDATE

2015	Blake Frohnapfel (Watch List)	QB
------	-------------------------------	----

### DOAK WALKER AWARD CANDIDATE

2016	Marquis Young (Watch List)	RB
------	----------------------------	----

### JIM THORPE AWARD CANDIDATE

2015	Randall Jette (Watch List)	CB
------	----------------------------	----

### JOHN MACKEY AWARD CANDIDATE

2014	Jean Sifrin (Semifinalist)	TE
2016	Todd Stafford (Preseason Watch List)	TE

### MANNING AWARD CANDIDATE

2015	Blake Frohnapfel (Watch List)	QB
------	-------------------------------	----

### MAXWELL AWARD CANDIDATE

2016	Marquis Young (Watch List)	RB
------	----------------------------	----

### OUTLAND TROPHY CANDIDATE

2013	Anthony Dima (Watch List)	OL
2015	Matt Sparks (Watch List)	OL

### RAY GUY AWARD CANDIDATE

2013	Colter Johnson (Watch List)	P
2016	Logan Laurent (Watch List)	P

### ROTARY LOMBARDI AWARD CANDIDATE

2015	Jovan Santos-Knox (Watch List)	LB
------	--------------------------------	----

### RIMINGTON TROPHY CANDIDATE

2015	Matt Sparks (Watch List)	OL
------	--------------------------	----

### WUERFFEL TROPHY CANDIDATE

2015	Blake Frohnapfel (Watch List)	QB
------	-------------------------------	----



# UMASS FOOTBALL RECORD BOOK

## MINUTEMEN IN THE PROS

### NATIONAL FOOTBALL LEAGUE

Kole Ayi, LB	New England Patriots (2001) St. Louis Rams (2001-02)
Steve Baylark, RB	Arizona Cardinals (2007) Denver Broncos (2008)
Tim Berra, WR	Baltimore Colts (1974)
Kory Blackwell, DB	New York Giants (1997-98) Cleveland Browns (1999)
Rob Blanchflower, TE	Pittsburgh Steelers (2014-15)
Jeremy Cain, LB/LS	Chicago Bears (2004-05, '13, '14) Philadelphia Eagles (2007) Tennessee Titans (2007) Washington Redskins (2009) Jacksonville Jaguars (2009-11) Tampa Bay Buccaneers (2014)
Michael Cox, RB	New York Giants (2013-14)
R.J. Cobbs, DB	New York Giants (2006)
Bill Cooke, DL	Green Bay Packers (1975) Detroit Lions (1978) Seattle Seahawks (1978-80)
Victor Cruz, WR	New York Giants (2010-pr.)
Vladimir Ducasse, OT	New York Jets (2010-13) Minnesota Vikings (2014) Chicago Bears (2015) Baltimore Ravens (2016-pr.)
Mike Dwyer, DL	Dallas Cowboys (1987)
Jeremy Horne, WR	Kansas City Chiefs (2010-12)
James Ihedigbo, DB	New York Jets (2007-10) New England Patriots (2011) Baltimore Ravens (2012-13) Detroit Lions (2014-pr.)
Rene Ingoglia, RB	Buffalo Bills (1997-98)
Emil Igwenagu, TE	Philadelphia Eagles (2012-14)
Bruce Kimball, OL	New York Giants (1982) Washington Redskins (1983-84)
Greg Landry, QB	Detroit Lions (1968-78) Baltimore Colts (1979-81) Chicago Bears (1984)
Matt Lawrence, RB	Baltimore Ravens (2008-11)
Brad Listorti, TE	New York Jets (2008)
Brandon London, WR	New York Giants (2007) Miami Dolphins (2008)
John McCormick, QB	Minnesota Vikings (1962)
Joe McLaughlin, LB	Green Bay Packers (1979) New York Giants (1980-84)
Jeromy Miles, S	Cincinnati Bengals (2010-13) Baltimore Ravens (2013-14)
Milt Morin, TE	Cleveland Browns (1966-75)
Bob Pena, OL	Cleveland Browns (1972)
Josh Samuda, OL	Miami Dolphins (2012)
Khari Samuel, LB	Chicago Bears (1999-2001) Detroit Lions (2001)
Steve Schubert, WR	New England Patriots (1974) Chicago Bears (1975-79)
Tajae Sharpe, WR	Tennessee Titans (2016-pr.)
Marcel Shipp, RB	Arizona Cardinals (2001-07)
Julian Talley	New York Giants (2013-15)
Phil Vandersea, LB	New Orleans Saints (1967) Green Bay Packers (1966, 1968-69)
Sandro Vitiello, PK	Cincinnati Bengals (1980)

### AMERICAN FOOTBALL LEAGUE (AFL)

John McCormick, QB	Denver Broncos (1963, 1965-1966, 1968)
Terry Swanson, HB	Boston Patriots (1967-1968)
Ed Toner, OL	Boston Patriots (1966-1968)

### UMASS IN AFL/NFL DRAFT

Year	Name	Pos.	Rd. (Overall)	AFL/NFL Team
1964	Fred Lewis (AFL)	HB	17th	Oakland Raiders
1965	Phil Vandersea	FB	16th	Green Bay Packers
	Jerry Whelchel (AFL)	QB	9th	San Diego Chargers
	Phil Vandersea (RS)	FB	9th	Denver Broncos
1966	Milt Morin	E	1st	Cleveland Browns
	Bob Meers	E	7th	Minnesota Vikings
	Bob Ellis	DE	15th	Cleveland Browns
	Ed Toner	T	18th	Baltimore Colts
	Milt Morin (AFL)	E	3rd	San Diego Chargers
	Bob Ellis (RS)	HB	10th	Boston Patriots
1968	Greg Landry	QB	1st (11)	Detroit Lions
1970	Steve Parnell	WR	16th (403)	Atlanta Falcons
1971	Bubba Pena	OG	4th (92)	Cleveland Browns
	Nick McGarry	TE	15th (365)	Boston Patriots
1972	John Hulecki	OG	15th (368)	Pittsburgh Steelers
	Harold Parmenter	DT	15th (370)	Denver Broncos
1973	Paul Metallo	DB	13th (329)	Kansas City Chiefs
1974	Peil Pennington	QB	15th (379)	Denver Broncos
	Tim Berra	WR	17th (421)	Baltimore Colts
1975	Bill Cooke	DE	10th (244)	Green Bay Packers
1976	Ed McAleney	DT	8th (237)	Pittsburgh Steelers
1979	Bruce Kimball	OG	7th (192)	Pittsburgh Steelers
1980	Sandro Vitiello	PK	10th (252)	Cincinnati Bengals
1999	Khari Samuel	LB	5th (144)	Chicago Bears
2010	Vladimir Ducasse	OL	2nd (61)	New York Jets
2013	Michael Cox	RB	7th (253)	New York Giants
2014	Rob Blanchflower	TE	7th (230)	Pittsburgh Steelers
2016	Tajae Sharpe	WR	5th (140)	Tennessee Titans

(AFL) AFL Draft; (RS) AFL Redshirt Draft

### CANADIAN FOOTBALL LEAGUE (CFL)

Todd Bankhead, QB	Hamilton Tiger-Cats (2000)
Don Caparotti, DB	Shreveport Pirates (1994)
Brandon Collier, DL	Winnipeg Blue Bombers (2012)
Ned Deane, OL	Toronto Argonauts (1976) Ottawa Rough Riders (1977)
Bill Durkin, OL	Shreveport Pirates (1994)
Jeremy Horne, WR	Calgary Stampeders (2014-present)
Shannon James, DB	Calgary Stampeders (2006-09) Hamilton Tiger-Cats (2010)
Bruce Kimball, OL	Toronto Argonauts (1979-80)
Brandon London, WR	Montreal Alouettes (2010-14)
Ed McAleney, DL	Calgary Stampeders (1977-83)
Anton McKenzie, LB	Saskatchewan Roughriders (2006-08) B.C. Lions (2009-13) Ottawa Redblacks (2014)
Dave Palazzi, QB	Shreveport Pirates (1994)
Mario Perry, LB	Shreveport Pirates (1994-95)
Khari Samuel, LB	Montreal Alouettes (2004)
Sean Smalls, CB	Toronto Argonauts (2010-11)
Kevin Smellie, RB	Toronto Argonauts (1990-94)
Julian Talley, WR	Winnipeg Blue Bombers (2016-pr.)
Andrew Thomas, DB	Ottawa Rough Riders (1990-94)
Keron Williams, DL	Calgary Stampeders (2006-07) Montreal Alouettes (2008-09) B.C. Lions (2010-13)
Tony Williams, DB	Shreveport Pirates (1995)
Adrian Zullo, WR	Calgary Stampeders (2004)

# UMASS FOOTBALL RECORD BOOK

## MINUTEMEN IN THE PROS

### EXTREME FOOTBALL LEAGUE (XFL)

Kory Blackwell, DB	Las Vegas Outlaws (2001)
--------------------	--------------------------

### NFL EUROPE/WORLD LEAGUE OF AMERICAN FOOTBALL

Kory Blackwell, DB	Scottish Claymores (2000)
	Amsterdam Admirals (2001-2002)
Mike Douglas, TE	Cologne Centurians (2007 draft pick)
Bill Durkin, OL	Dusseldorf-Rhein Fire (1995)
Rene Ingoglia, RB	Frankfurt Galaxy (1999)
Corey Mitchell, OL	Frankfurt Galaxy (2003)
Jerard White, DB	Frankfurt Galaxy (2001)

### UNITED FOOTBALL LEAGUE (UFL)

E.J. Barthel, FB	Las Vegas Locomotives (2009)
Steve Baylark,	Sacramento Mountain Lions (2009-2011)
Marcel Shipp, RB	Las Vegas Locomotives (2009-2011)

### UNITED STATES FOOTBALL LEAGUE (USFL)

Max Jones, DB	Birmingham Stallions (1983)
Scott LaFond, OL	Birmingham Stallions (1983-1984)
Greg Landry, QB	Chicago Blitz (1983-1984)
	Arizona Wranglers (1985)
Mike McLaughlin, OL	Boston Breakers (1983-1984)
Sandro Vitiello, PK	Washington Federals (1983)

### ARENA FOOTBALL LEAGUE (AFL)

Todd Bankhead, QB	New Jersey Gladiators (2001)
	Tampa Bay Storm (2002)
	Georgia Force (2003)
Tracy Belton, DB	Milwaukee Iron (2010)
	Georgia Force (2011-12)
	Jacksonville Sharks (2013)
Brandon Freeman, DB	Arizona Rattlers (2010)
	Georgia Force (2011)
	Chicago Rush (2012)
	Pittsburgh Power (2013-14)
Kyle Harrington, DL	Arizona Rattlers (2011)
Kyle Havens, QB	Spokane Shock (2011)
	Tampa Bay Storm (2012)
Richard Kane, OL/DL	Massachusetts Marauders (1994)
Greg Niland, OL	Pittsburgh Power (2012)
	Pittsburgh Power/Orlando Predators (2013)
Anthony Nelson, WR	Iowa Barnstormers (2012)
Al Neri, FB/LB	New York Knights (1988)
Julian Talley, WR	Pittsburgh Power (2013)
Kerry Taylor, FB/LB	New York Dragons (2003-04)
	Arizona Rattlers (2005)
Tony Williams, WR/DB	Albany Firebirds (1997)

# UMASS FOOTBALL RECORD BOOK

---

## LEGENDARY MINUTEMEN

### KOLE AYI

#### LINEBACKER • 1997-2000

One of the top linebackers in school history, Kole Ayi was a two-time first team All-America selection in 1999 and 2000. Also a two-time first team All-Atlantic 10 choice, Ayi led the Minutemen in tackles during his sophomore, junior and senior seasons. One of Ayi's top performances came against Georgia Southern in the 1998 national championship game, when he totaled 16 tackles, two forced fumbles and three fumble recoveries, one of which he returned for a touchdown. A two-time finalist for the Buck Buchanan Award, and the runner-up in 1999, the former walk-on won the 2000 George "Bulger" Lowe Award from the Gridiron Club of Greater Boston. Ayi finished his career as UMass' all-time leader in career solo tackles with 330, while ranking third in total tackles with 478. He also set the school single-season record for solo tackles with 116 during the 1998 season.

### TODD BANKHEAD

#### QUARTERBACK • 1998-99

Todd Bankhead is one of the most prolific passers in school history, setting numerous records in only two seasons, and leading the Minutemen to their first-ever national championship in 1998. A classic pocket passer with great arm speed, Bankhead owns many of the top 10 single game passing marks in school history. He set single-season marks for passing yards (3,919), completions (303), attempts (525) and touchdowns (34) during the 1998 season, then broke the mark for completion percentage (.635) in 1999. Bankhead finished his career with school record totals of 7,018 passing yards, 561 completions, 931 attempts, 51 touchdowns and a .603 completion percentage. A third team All-America selection during the 1998 season, Bankhead also earned second team All-Atlantic 10 honors in both 1998 and 1999. Bankhead went on to play for the Hamilton Tiger-Cats of the Canadian Football League.

### STEVE BAYLARK

#### TAILBACK • 2003-06

Steve Baylark was a second-team All-American in 2006 in addition to being the Atlantic 10's Offensive Player of the Year that season in leading UMass to the NCAA Championship game. Baylark became the third back in NCAA history to gain more than 1,000 yards in four seasons. He was just the second UMass player to gain more than 5,000 career yards with 5,332. Baylark rushed for 1,960 yards as a senior in 2006, the second-most in a season in UMass history and he scored 42 touchdowns in his career, including 15 as a senior. Baylark played in the East-West Shrine Game following the campaign and went on to sign with the Arizona Cardinals as a free agent in 2007, where he joined Marcel Shipp, the only player to stand ahead of him on the UMass career rushing lists.

### LOU BUSH

#### HALFBACK • 1931-33

Lou Bush was UMass' first All-American in football and still holds many UMass records nearly 70 years after his last game as an 'Aggie.' Bush was phenomenal in 1931 and 1932, scoring 39 touchdowns over that span, an average of over two per game. In his first year of collegiate football in 1931, Bush led the nation in touchdowns with 20. Bush finished at UMass with 45 touchdowns, before his career was cut short by an early season injury during his senior campaign. Beside setting UMass season (20) and career (45) marks for touchdowns, Bush also shares the game record, twice scoring five touchdowns (vs. Wagner in 1931 and Cooper Union in 1932). One of his five-touchdown performances led UMass to its largest victory ever, a 77-0 thrashing of Wagner in 1931. Bush was inducted as a charter member of the UMass Athletic Hall of Fame in 1969.

### TONY CHAMBERS

#### END • 1951-53

Tony Chambers was a 1952 All-American for UMass, making 36 catches for 455 yards and seven touchdowns. Chambers teamed with Noel Reebenacker on what remains one of the most prolific passing teams in UMass history, and was named All-Yankee Conference and All-New England in addition to his All-America honors. While excelling on offense, Chambers' love was on the defensive end of the field, and he played every snap of every game in the 1952 season. Among Chambers' coaches at UMass were baseball coaching legend (and football end coach) Earl Lorden and line coach Chester Gladchuk. Chambers was inducted into the UMass Athletic Hall of Fame in 1980.

### LIAM COEN

#### QUARTERBACK • 2005-08

#### ASSISTANT COACH • 2014-15

Liam Coen graduated from the University of Massachusetts in 2008 holding nearly every passing record, including all career marks for a QB. Coen became the 21st quarterback in FCS history with 10,000 career passing yards in the win over Bryant on Oct. 25, 2008. He finished his UMass days first in passing yards (11,031), passing efficiency (152.92), completion percentage (63.9), touchdown passes (90), completions (830) and attempts (1,303). Among all-time FCS quarterbacks, Coen's 11,031 yards ranks 18th and his 90 touchdown throws stands 20th. Coen led UMass to two conference titles in 2006 and 2007, with postseason NCAA berths in both seasons, including an appearance in the 2006 NCAA championship game. Coen was named a three-time all-conference selection and he was a 2007 and 2008 Walter Payton Award candidate. He spent two seasons as the UMass football quarterbacks coach from 2014-15 while he also served as the co-passing game coordinator during 2015.

### BRIAN CORCORAN

#### DEFENSIVE LINEMAN • 1991-94

Brian Corcoran was named the Yankee Conference Defensive Player of the Year and earned second team All-America honors in 1994. He was a two-time All-Yankee Conference First Team selection after leading UMass in sacks as a junior and senior. Corcoran finished his career ranked third on the school's all-time career sack list with 30. When the ice hockey program at UMass was reinstated in 1993-94, Corcoran made the team as a walk-on defenseman. He played three professional seasons in the American Hockey League for the Baltimore Bandits and the Hershey Bears. Corcoran was one of six Minutemen named to the Yankee Conference 50th Anniversary team in 1996.

# UMASS FOOTBALL RECORD BOOK

---

## LEGENDARY MINUTEMEN

### **BERNIE DALLAS**

#### **LINEBACKER • 1963, 1965**

Enthusiasm, unlimited energy, leadership and constant optimism made Bernie Dallas a great athlete and man. Dallas was a two-year letterwinner in football for UMass and earned All-Yankee Conference First Team and All-New England honors. He also served as team captain during his senior season. As a sophomore, Dallas played offensive center and defensive linebacker and was a sparkplug on the undefeated 8-0-1 team that captured the school's first outright Yankee Conference football title. Following his UMass career, Dallas went on to play professionally for the Philadelphia Bulldogs. An automobile accident took Dallas' life on April 29, 1968, but the Dallas Memorial Mall across from the East side of McGuirk Stadium keeps his name and spirit alive. Dallas was inducted into the UMass Athletic Hall of Fame in 1971.

### **BILL DURKIN**

#### **OFFENSIVE LINEMAN • 1989-93**

Bill Durkin was a first team All-America selection in 1993, when he anchored an offensive line unit which helped UMass post a then-school-record 3,261 rushing yards on the season. Durkin was a two-time All-Yankee Conference First Team pick in 1992 and 1993 while serving as team co-captain in each campaign. He went on to play professionally in the Canadian Football League and the World League of American Football (NFL Europe). Durkin was one of six Minutemen named to the Yankee Conference 50th Anniversary team in 1996.

### **FREDERICK "FRITZ" ELLERT**

#### **HALFBACK • 1927-29**

Frederick "Fritz" Ellert was a three-year letterwinner for coach Charles McGeock's Massachusetts Aggies, earning a spot on the 1929 All-New England Team. Ellert caught a touchdown pass from Ken McKittrick to upset Bates 6-0 in 1928. He also had a 95-yard touchdown run in the season finale against Tufts, a school record for the longest run from scrimmage that stood until 1996. Upon completion of his collegiate athletic career, Ellert became a member of the faculty at UMass. He also coached the men's basketball team for three years (1930-1931, 1932-1933, 1940-1941), posting an 18-16 (.529) mark during this time. He retired from his faculty post in 1970 and was inducted into the UMass Athletic Hall of Fame in 1971.

### **VIC FUSIA**

#### **HEAD COACH • 1961-70**

Vic Fusia was the head coach from 1961 through 1970 and led UMass to five Yankee Conference championships. His Redmen had their top season in 1964, when he guided them to their first-ever postseason appearance — the 1964 Tangerine Bowl, where UMass lost a heartbreaker to East Carolina, 14-13. Fusia compiled a 59-32-2 record as head coach and is still the winningest coach in UMass history, 43 years after retiring. He also had an incredible 41-7-1 mark in Yankee Conference games, with his .854 winning percentage in league games standing as the second-best mark in conference history. Fusia produced some of the most outstanding players ever at UMass, including NFL stars Greg Landry and Milt Morin. He also directed the stingiest defense in UMass history in 1963, when Fusia's troops allowed only one touchdown the entire season and a total of only 12 points in nine games. Fusia's teams were always competitive, and nothing illustrates that better than this amazing fact — in 10 seasons at the helm at UMass and over 40 Yankee Conference games, only once did one of his teams lose a conference game by more than seven points. A native of Pittsburgh, Pa., Fusia passed away in 1991. He was inducted into the UMass Athletic Hall of Fame in 1998.

### **HAROLD "KID" GORE**

#### **QUARTERBACK • 1911-12**

#### **COACH • 1919-27**

Harold "Kid" Gore was a two-year letterwinner at quarterback for the UMass football team and went on to become the first full-time Aggie football coach in 1919. Gore compiled a 33-32-5 (.507) record. His 33 wins still rank as the eighth-best total in UMass history. Gore went on to reinstate the men's basketball and baseball programs to varsity status. He later compiled an 85-53 overall mark while coaching the basketball team for 11 years, the second-longest tenure of any basketball coach in school history. Gore was inducted into the UMass Athletic Hall of Fame in 1969.

### **EMORY GRAYSON**

#### **END • 1914-16**

Emory Grayson was one of the most versatile athletes in UMass history. He won eight letters in football, basketball and baseball, while also competing in hockey and track. Grayson played as a backup halfback during his freshman year, alternating between the backfield and the end position. In his junior year, he played in the first game on the new Alumni Field, where Whitmore Administration Building now stands, and helped power Massachusetts Agricultural College to a 26-0 win over Colby. He went on to serve as team captain in his senior season. Grayson was inducted into the UMass Athletic Hall of Fame in 1969.

### **RENE INGOLIA**

#### **RUNNING BACK • 1992-95**

Rene Ingolia finished his collegiate career as one of the greatest running backs in UMass history. A two-time all-America selection (1994 and 1995), he became the school and Yankee Conference's all-time leading rusher with 4,624 career yards. In all, Ingolia completed his four years with 10 UMass school records and two Yankee Conference marks to his credit. He became the first UMass player to average more than 100 yards per game rushing over a career at 112.8. Ingolia posted 21 career 100+ yard games, three career 200+ yard performances and outrushed the entire opposing team 18 times. He also finished second on the all-time Division I-AA career rushing touchdown list (54, one shy of record), fourth among non-kickers on the all-time I-AA scoring list (332), fifth for I-AA rushing yards and 11th in career rushing yards per game. An All-Yankee Conference First Team selection as a senior in 1995, Ingolia was one of a handful of Division I-AA players chosen to participate in the 1996 Hula Bowl All-Star Classic. During his junior season, he rushed for a then-Yankee Conference and school single-game record 313 yards against Rhode Island. Ingolia was one of six Minutemen named to the Yankee Conference 50th Anniversary team, announced in June, 1996. He was inducted into the UMass Athletic Hall of Fame in 2007.

# UMASS FOOTBALL RECORD BOOK

---

## LEGENDARY MINUTEMEN

### SHANNON JAMES

#### DEFENSIVE BACK • 2002-05

Shannon James was a two-time first team All-American in 2004 and 2005. He was honored as the Atlantic 10 Defensive Player of the Year in 2004. James was a superior safety as he set the UMass record for career interceptions with 20. During his junior and seniors seasons, James was the career active leader in interception for all NCAA divisions. He tied the school record for pick-offs in a season with eight in 2004. James also finished as the seventh all-time leading tackler in UMass history with 341. He stands fourth in solo stops with 253. James was invited to Baltimore Ravens training camp in 2006 and starred with the Calgary Stampeders (CFL) from 2006-09. He currently plays for the Hamilton Tiger-Cats.

### BRUCE KIMBALL

#### OFFENSIVE GUARD • 1975-78

Bruce Kimball was a two-time first team All-America selection on the offensive line for the Minutemen. At his right offensive guard position, Kimball anchored a UMass line that helped the Minutemen rush for over 3,000 yards in 1978 - a school record at the time - on their way to the Division I-AA national championship game. Three different players on the squad rushed for over 500 yards, including Dennis Dent with 1,139. Kimball played a couple of seasons in the Canadian Football League and went on to play for both the New York Giants and the Washington Redskins, playing in Super Bowl XVIII with the Redskins in 1984. One of six Minutemen named to the Yankee Conference 50th Anniversary Team, announced in June, 1996. Kimball was inducted into the UMass Athletic Hall of Fame in 2000.

### GREG LANDRY

#### QUARTERBACK • 1965-67

Greg Landry is one of the greatest quarterbacks in UMass history. Behind his golden arm and running ability, UMass won two Yankee Conference Beanpots in three years. Landry led the team in passing all three years, and led in rushing and scoring in 1965 and 1967. Landry's quarterback efficiency rating of 145.4 in 1965 is the fifth-best mark in school history to date. He also shared the single-game mark for highest completion percentage (.800). Landry went on to be a successful pro player, spending 14 years in the NFL with the Detroit Lions and the Baltimore Colts, including a season as an All-Pro for Detroit in 1971, when he started for the NFC in the Pro Bowl. Landry also had a stint with the Chicago Blitz in the now-defunct USFL. Landry later served as an assistant coach for his former team, the Detroit Lions, after spending several years on the coaching staff at the University of Illinois. He was the offensive coordinator for the Chicago Bears when they won Super Bowl XX. Landry was one of six Minutemen named to the Yankee Conference 50th Anniversary Team, announced in June of 1996. He was inducted into the UMass Athletic Hall of Fame in 1980.

### JOE LOJKO

#### QUARTERBACK • 1931-33

UMass went 19-6-1 while Joe Lojko was the starting quarterback for Massachusetts State College's single-wing offensive attack that ranked among the best in New England. In addition to playing football for three years, Lojko earned three letters in basketball and two in baseball. He served as team captain of the 1933-1934 basketball team that compiled a 12-0 record, the only major New England school to ever have an undefeated basketball season. His game-winning basket against Amherst College helped preserve the unblemished record. Lojko died in a tragic automobile accident on April 27, 1934, in South Deerfield, Mass., less than two months from his graduation day. Lojko was inducted into the UMass Athletic Hall of Fame in 1970.

### DICK MACPHERSON

#### HEAD COACH • 1971-77

Dick MacPherson took over the helm of the Minutemen from Vic Fusia in 1971, and proceeded to lead UMass to four Yankee Conference championships during his seven-year tenure. Between 1971 and 1977, MacPherson compiled a 45-27-1 record and led UMass to its only postseason bowl victory. MacPherson's 1972 squad, featuring receivers Tim Berra and Steve Schubert, and Peil Pennington at quarterback, defeated the University of California-Davis, 35-14, in the 1972 Boardwalk Bowl. His squads also posted a 28-8-1 mark in Yankee Conference games, with his .778 league winning percentage ranking as the fifth-best in conference history. After leaving UMass, MacPherson went on to a successful tour with Syracuse (1981-1990), leading the Orangemen to five postseason bowls, including his undefeated 1987 squad's Sugar Bowl appearance. He also had a two-year stint as head coach of the New England Patriots (1991-1992). He was inducted in the UMass Hall of Fame in 2004.

### ED MCALENEY

#### DEFENSIVE LINEMAN • 1972-75

Ed McAleney earned first team all-America honors from his defensive end spot in 1975. He was also a three-time first team All-Yankee Conference selection during his career with UMass. In his freshman campaign, McAleney was a member of the 1972 squad that downed California-Davis, 35-14, at the Boardwalk Bowl. McAleney was also a two-time captain for the Minutemen in 1974 and 1975. Following his collegiate career, McAleney spent seven seasons with the Calgary Stampeders in the Canadian Football League (1977-1983). McAleney was one of six Minutemen named to the Yankee Conference 50th Anniversary Team in 1996. He was inducted into the UMass Athletic Hall of Fame in 2003.

### BOB MEERS

#### END • 1963-65

Bob Meers was a three-year letterwinner in football, earning All-Yankee Conference and All-New England honors in each of his three seasons. By the time he left UMass, Meers held school marks for career (82) and single-season receptions (39), shared the record for most receptions in a game (nine) and ranked second in receiving yards in a game (146), career receiving yards (1,104), single-season receiving yards per game (58.9) and career receiving yards per game (40.9). A tri-captain of the 1965 team, Meers was a seventh-round pick of the Minnesota Vikings in the 1966 NFL Draft. Meers was inducted into the UMass Athletic Hall of Fame in 1999.



# UMASS FOOTBALL RECORD BOOK

---

## LEGENDARY MINUTEMEN

### **MILT MORIN**

#### **END • 1963-65**

Milt Morin, an all-American in 1964 and 1965, was one of the most versatile athletes ever to play for UMass. While catching enough passes to place him eighth on the career receiving yards list and setting the record at the time, he also excelled on defense and was the team's placekicker his senior year. In addition to his action on the gridiron, Morin was the New England heavyweight wrestling champion in 1965 and played for Dick Garber on the varsity lacrosse team. Morin was a key part of two Yankee Conference championship teams and saw UMass compile a 23-4-1 record in his three seasons, including a 14-1 Yankee Conference mark. Morin went on to play 10 seasons professionally for the Cleveland Browns between 1966 and 1975 and played in three Pro Bowls (1966, 1968 and 1969). He is eighth in Browns' all-time history with 4,208 receiving yards. Morin was inducted into the UMass Athletic Hall of Fame in 1970.

### **GARRY PEARSON**

#### **RUNNING BACK • 1979-82**

Garry Pearson was a two-time first team all-American (1981 and 1982) for the Minutemen and helped UMass to three Yankee Conference titles in his four seasons. He set new standards for running backs at UMass in his four-year tenure. Spending only three seasons in the backfield, Pearson graduated as the school's career leader in rushing (3,859) and all-purpose (5,277) yardage. During his freshman year, Pearson was used almost exclusively to return kicks, before becoming a starting running back as a sophomore. Pearson capped off his UMass career in spectacular fashion, rushing for a then-record 288 yards against American International College in his final collegiate game. He was inducted into the UMass Athletic Hall of Fame in 2001.

### **BOB PICKETT**

#### **HEAD COACH • 1978-83**

In his first season as a head coach in 1978, Bob Pickett led UMass to a berth in the first-ever NCAA Division I-AA Championship Game. UMass lost to Florida A&M, 35-28 at the Pioneer Bowl in Wichita Falls, Texas, but on the way to the championship game, the Minutemen routed previously unbeaten and No. 1-ranked Nevada-Reno on its home turf. For his accomplishments that season, Pickett was named coach of the year by the Gridiron Club of Greater Boston and the ECAC, while the team earned the Lambert Cup (given to the best Division I-AA team in the East) and was named ECAC Team of the Year. In his six-year tour as head coach, Pickett compiled a 36-28 record and led the Minutemen to four Yankee Conference titles. Pickett went on to serve as an associate athletic director at UMass, retiring from that position in the summer of 1997. He also served as a color commentator on radio broadcasts of Minuteman football games from 1998-2003.

### **NOEL REEBENACKER**

#### **QUARTERBACK • 1951-53**

Noel Reebenacker was a walk-on quarterback who earned three varsity letters in football. He was tabbed All-Yankee Conference in 1952 and named to the Little All-America Team in 1953. Upon the completion of his UMass career, Reebenacker had established school single-season records for passing yards (1,865), completions (132), touchdown passes (20) and total offensive yards (2,080), in addition to recording the longest kickoff return in school history with a 102-yard scamper against Springfield College in 1951. Reebenacker later worked at UMass as the backfield coach for two years under coach Charles O'Rourke. Reebenacker was inducted into the UMass Athletic Hall of Fame in 1982.

### **KHARI SAMUEL**

#### **LINEBACKER • 1995-98**

Khari Samuel was a first team all-American and Atlantic 10 All-Conference First Team selection who helped lead the Minutemen to their first-ever national championship in 1998. He was one of the best all-around defensive players in school history, able to stuff the run, put pressure on the quarterback and drop off into coverage. Samuel finished his career as UMass' all-time leader in solo tackles with 328, while ranking second in total tackles (495), fourth in assisted tackles (167) and seventh in sacks (19). As a senior in 1998, he recorded the second-highest single-season total in school history for solo tackles (113), while ranking third on the list for total tackles (160). Samuel also served as a team captain in 1997 and 1998 and received the 1998 George "Bulger" Lowe Award from the Gridiron Club of Greater Boston as the best Division I defensive player in New England. Following the completion of his collegiate career, Samuel was selected by the Chicago Bears in the fifth round of the 1999 NFL Draft.

### **MARCEL SHIPP**

#### **RUNNING BACK • 1997-2000**

One of the top running backs in the history of Division I-AA football, Marcel Shipp was a two-time first team all-America selection for the Minutemen in 1998 and 1999. Shipp rushed for 200 or more yards in a single game seven times during his UMass career, including a 244-yard, three-touchdown performance to lead the Minutemen over Georgia Southern in the 1998 national championship game. Only the 12th player in school history to earn first team all-conference honors three times, Shipp finished his career as the all-time leading rusher in the history of the Atlantic 10 Conference with 6,250 yards. He also set UMass career records for carries (1,215), rushing yards per game (130.2), rushing touchdowns (58), all-purpose yards (7,759), all-purpose plays (1,365), all-purpose yards per game (161.1), points scored (378) and touchdowns scored (63). Shipp spent seven seasons as part of the Arizona Cardinals organization from 2001-07. He enters his first season as the UMass football running backs coach in 2014.

### **MARK WHIPPLE**

#### **HEAD COACH • 1998-2003, 2014-PRESENT**

Mark Whipple led UMass to its first NCAA championship in football, capturing the title in his first season with the Minutemen in 1998. Whipple went on to coach UMass for six seasons compiling a 49-26 overall record for a 65.3 win percentage. Whipple coached UMass to three Atlantic 10 Championships, winning crowns in 1998, 1999 and 2003. He left Amherst in 2004 to serve as quarterbacks coach with the NFL's Pittsburgh Steelers, where they won Super Bowl XL in 2006. He went on to serve as an offensive assistant with the Philadelphia Eagles (2007-08) before returning to the college ranks at Miami (Fla.) for two seasons from 2009-10. Whipple was the quarterbacks coach for the Cleveland Browns from 2011-12. He made his return to the University of Massachusetts as the football program's head coach prior to the 2014 campaign and begins his third consecutive campaign and ninth overall at the helm of the program in 2016.

# UMASS FOOTBALL RECORD BOOK

## ALL-TIME LETTERWINNERS

# A

Joseph M. Abasciano	1996, 1997, 1998, 1999	Steven Barnosky	1990, 1991	Clifford L. Bolden	1997, 1998, 1999
Trescott T. Abele	1922	George V. Barnwell	1983, 1984, (1985)	S. Paul Bolden	1998, 1999, 2000
Elvis Abellard	1995, 1996	Joseph Barone	1948	Robert S. Boles	1914, 1916
Shadrach Abrokwah	2013, 2014	Roger S. Barous	1954, 1955, 1956	Joseph J. Bonczek	1967
Roger M. Acheson	1920, 1921	Edward Barrett	1984, 1985, 1987, 1988	Richard Bond	1929
Antonio Acocella	1990	Michael Barrette	1986, 1987, 1988	Louis Bongiolatti, Jr.	1934, 1935
Harold S. Adams (M)	(1928)	R.C. Barrows	1935	James Bono	1991, 1992
Ralph T. Adams	1933, 1934, 1935	Robert A. Barrows	1922, 1923	Silvio Bonvini	1985, 1986, 1987, 1988
Thomas W. Adams	1968, 1969	William R. Barry	1999, 2001	Richard J. Borges (M)	(1961)
Vern Adams	1950, 1951, 1952	Elijah J. Barthel	2006, 2007	Peter Borsari	1982, 1983, 1984, 1985
Jarell Addo	2015	Perry G. Bartlett	1923	Raymond T. Bouchard	1970, 1971, 1972
D.J. Adeoba	2009, 2010, 2011, 2012	A.G. Barton	1945	Richard P. Bouley	1977, 1978
Douglas A. Adgurson	1973	Vance Barton	2012, 2013	Edward J. Bourdeau	1942
Theo Agnew	2009, 2010, 2011	Stewart P. Batcheider (M)	(1919)	Richard J. Bourdelais	1962, 1963, 1964
Alphonsus C. Aguh	2008, 2009	Michael R. Batelli	1994, 1995, 1996, 1997	George A. Bourgeois	1931
Thomas J. Ahern	1979, 1980, 1981	Dalvin Battle	2012, 2013	Kevin M. Bourgoin	1992, 1993, 1994, 1995
Benjamin Albert	1991, 1992, 1993, (1994)	Michael Battle	1980	G.H. Bower	1945
Matthew D. Alegi	1995, 1996	Steven R. Baylark	2003, 2004, 2005, 2006	Harold J. Bowers	1954, 1955
Frank W. Alessio	1993, 1994, 1995, 1996	Albert S. Bayne	1996	Robert L. Bowie	1926, 1927, (1928)
Wilner J. Alexis	2004, 2006, 2007	Alvin T. Bazer	1949	Edward K. Bowman	1998, 1999, 2000, 2001
Pierre Q. Alfred	1999, 2000	James A. Beal	1921, 1922	Robert Boyer	2002, 2003
Mason W. Alger	1921, 1922	Raymond R. Beaulac	1949	John A. Boyle	1966
Scott Alia	1987, 1988, 1989	Russell H. Beaumont	1948, 1949	Kelton Brackett	2015
Donald P. Allen	1938, 1939	Derek Beck	2012, 2013	Floyd E. Brackley	1927, 1928, 1929
Elmer H. Allen	1933, 1934, 1935	Alan J. Becker	1965, 1967, 1968	Charles Bradshaw (M)	(1965)
<b>James Allen</b>	<b>2015</b>	DuVaughn Beckford	2013, 2014	Thomas R. Bradshaw	1972, 1973, 1974
John J. Allen	1979, 1980	Legista R. Beckford	1994, 1995, 1996	Edward O. Brady, III	1999, 2001
Shaun D. Allen	2007, 2008	Stacey Bedell	2013	John E. Brady, Jr.	1939, 1940, (1941)
William F. Allen, Jr.	1955, 1956	John Beerworth	1975, 1976, 1977, 1978	Patrick J. Brady	1972
Myron Alpert	1935	Calvin Belfon	2010	Louis F. Brandt	1993, 1995
Jeron L. Alston	1994, 1995, 1996, 1997	Kenneth T. Bello	1993, 1994, 1995	Tim Brandt	2009, 2010, 2011, 2012
<b>Lucas Amato</b>	<b>2014, 2015</b>	Tracy J. Belton	2003, 2004, 2005, 2006	Tom Brandt	2010, 2011, 2012, 2013
Gary L. Ambler (M)	(1969)	Dave Bemis	1976, 1977, 1978	Dan Brennan	1981, 1982
Robert J. Amirault	1957, 1958	John J. Benoit	1949, 1950, (1951)	Michael E. Briggs	1983, 1984, 1985
Garrick Amos	1986, 1987, 1988, 1989	Raymond Benoit	1978, 1979, 1981	John D. Brigham	1920
W. Gerald Amstein	1925, (1926)	Richard E. Benoit	1964, 1965, 1966	Curtis R. Bristol	1969, 1970, 1971
Leron M. Ancl	2001, 2002	Gordon V. Benson	1952	Jordan Broadnax	2011, 2012, 2014
Bradley S. Anderson	2003, 2004, 2005, 2006	Leslie D. Bent	1921	Lawrence Brock	1985
Andrew B. Anderson	1926	Roger R. Benvenuti	1959, 1960	Ronald Brockington	1994, 1995, 1996
Edward J. Anderson	1942, 1945	John M. Benzinger	1983, 1985, 1986	Clarence L. Brooks	1970, 1971, (1972)
Justin Anderson	2013	Alan C. Bercy	1999	Leroy E. Brooks	2001, 2002, 2003, 2004
Martin L. Anderson	1948, 1949, 1950	Richard E. Bergquist	1955, 1956	Roderick M. Brooks	1963, 1965, (1966)
Peter Anderson	1982, 1983	Joel Berkowitz (M)	(1962)	Edward R. Brophy	1951
Warren E. Anderson	1942, 1947	Laurence Berlin	1952, 1953	Francis T. Brophy	1960, 1963
Stanley Andre	2010, 2012, 2013, 2014	Philip A. Bernardi	1956, 1957	J. Eric Bross	1998, 1999, 2000
<b>Peter Angeh</b>	<b>2013, 2014, 2015</b>	Edwin G. Bernstein	1934, 1935, 1936	Steven Brothers	1986, 1987, 1988, 1990
<b>Christian Appia</b>	<b>2015</b>	Timothy T. Berra	1971, 1972, 1973	Valdamar T. Brower	2000, 2001, 2002, 2003
Richmond Appiah, Jr.	2002, 2003, 2004	<b>Nick Berus</b>	<b>2014, 2015</b>	Arthur E. Brown	1929, 1930
Brett E. Arnold	2007, 2008	Samuel O. Besong	2007, 2008	Devin Brown	2012, 2013
Robert Aronno (M)	(1954), (1955)	Robert F. Betts (M)	(1956), (1957), (1958)	Herbert E. Brown	1935, 1936
James Arthur	1987	Ralph H. Bickford	1931, 1932	Keiron K. Brown	2007, 2008
<b>Enock Asante</b>	<b>2013, 2014, 2015</b>	George Bicknell	1950, 1951, (1952)	Kevin Brown	1981, 1983
Thomas J. Ashe	1952, 1953	John Bieren	2012	Neal H. Brown	2001, 2002
Scott Assensoa	1990, 1991, 1992, (1993)	George H. Bigelow	1932, 1933	Peter Brown	1978, 1979
Matthew B. Austin	2004, 2005, 2006, 2007	Edward L. Bike	1922, 1923	Robert E. Brown	1972, 1973, 1974
A.C. Avery	1936	Sharif K. Bilodeau	1998	Scott Brown	1984, 1986, 1987
Bamikole R. Ayi	1997, 1998, 1999, (2000)	Joseph Bingham	1976	F.A. Brox	1937
		Michael Binkoski	2009	Joseph Bruce	2002
		Leo H. Biron	1962, 1964, 1965	Brandon M. Brudzinski	2002
		Christian Birt	2009, 2010, 2011, 2012	Josh Bruns	2013, 2014, 2015
		Victor J. Bissonnette, Jr.	1953, 1954	Timothy Bryant	1986, 1987, 1988
		Thorr D. Bjorn	1987, 1988, 1989	Arthur V. Bucklet	1923
		Lewis H. Black	1925, 1926	Bryan J. Buckley	2001
		Kory L. Blackwell	1994, 1995, (1996)	Robert Bulcock	1946, 1947, 1949
		Khalil R. Blakey	1999, 2000, 2001, 2002	James G. Bullock	1939, 1940, 1941
		Carleton D. Blanchard	1916	William A. Bullock	1936, 1937
		Rob Blanchflower	2010, 2011, 2012, (2013)	Edward J. Bumpus	1958, 1959
		Jonathon Blaney	1907, 1908, (1909)	John F. Buntin	1929, 1930
		John F. Blasko	1937, 1938, (1939)	John S. Burgess	1958, 1959, (1960)
		Ronald Blauvelt	1986, 1988, 1989, 1990	Eugene Burgin (M)	(1963), (1964)
		Jerome Bledsoe	1987, 1988, 1989, 1991	Raymond F. Burke	1932, 1933
		E.A. Blomberg	1937	Robert E. Burke	1962, 1963, 1964
		George R. Blume	1956, (1957)	Robert S. Burke	1989, 1990, 1991, 1992
		Andrew D. Blumenthal	2004	Silas Burke	1991, 1992, 1993, 1994
		J.T. Blyden	2014	Chris Burns	2011, 2012
		<b>Michael Boland</b>	<b>2012, 2014, 2015</b>	Richard Burr (M)	(1977), (1979)

# B

Ke'Mon L. Bailey	2006, 2008, 2009, 2010				
Melville E. Bailey	1966				
<b>Khary Bailey-Smith</b>	<b>2012, 2013, 2014</b>				
Frederick A. Baker	1925				
Charles Balboni	1977, 1978				
Roger Baldacci	1987				
Stephen D. Ballard	2000				
John R. Bamberry	1960, 1961				
Todd A. Bankhead	1998, (1999)				
Dennis Barbato	1976				
Chris Barbee	1991				
Michael Barbiasz	1978, 1979, 1980				

# UMASS FOOTBALL RECORD BOOK

## ALL-TIME LETTERWINNERS

Jeffrey Burrill	1985
John C. Burrington	1930, 1931
David E. Burris	2004, 2005, 2006, 2007
E.J. Burston	2013
Richard H. Burt	1947
Louis J. Bush	1931, 1932, (1933)
William J. Bush	1969, 1970, 1971
David B. Butterfield	1973, 1974
William Buttler	1985, 1986, 1987, (1988)
David H. Buttrick	1915
George W. Byrd	2005, 2006, 2007, 2008
Kevin Byrne	2010, 2011, 2012, 2013
William Byron	1968, 1970

<b>C</b>	
Lawrence A. Cabrelli, III	2002
Robert T. Cabrelli	1969, 1970, 1971
Hunter Caggiano	2013
<b>Mike Caggiano</b>	<b>2015</b>
Jeremy R. Cain	2000, 2001, 2002, (2003)
Richard G. Cain	1965
Brent R. Caldwell	2005
Roland F. Calella	1941
Sean Calicchio	2005, 2006, 2007, (2008)
Reuben H. Call	1929
Bradley Calnan	1974
Vito R. Campanile	1993, 1995
Edward T. Campbell	1998, 2000, 2001
Matt Campbell	2010, 2011, 2012
Paul G. Campbell	1966, 1967
Sean Campbell	2010, 2012
Donald Caparotti	1989, 1990, 1991, 1992
Vincent J. Caputo	1958, 1959, (1961)
Armand V. Caraviello	1959, 1960
Jay Caraviello	1979, 1980, 1981
Joseph A. Cardello	1955
Peter B. Cariello	1998, 1999, 2000, 2001
Matt Carini	2012
Earle S. Carpenter (M)	(1923)
Chris Carter	2015
D.R. Carter, Jr.	1940
Ryan Carter	2009, 2010, 2011, 2012
Woody Carter IV	2009, 2010
Carlton Cartwright	1926
William J. Carty	1966, 1967
Alfred J. Caruso	1966
James W. Carven	2008, 2009, 2010
<b>Steve Casali</b>	<b>2014, 2015</b>
Peter J. Cascio	1920
John Casey	1951, 1952
Mike Casey	1966
Jamie Casselberry	2012
Anthony G. Catterton	1994, 1995, 1996, 1997
Alfred J. Cavanaugh	1959, 1960
David B. Cavanaugh	1982, 1983, 1984
Richard Cavanaugh	1989, 1990, 1991
Christopher M. Cefalo	2006, 2007, 2008
Chris Chamberlin	2009
Anthony G. Chambers	1951, 1952, 1953
Daniel Charron	1986, 1987, 1988
Jason A. Cherry	1998, 1999, 2000
Jared Chivers	2008, 2009
Colin Christopher	2003
J. Michael Chuma, Jr.	1979, 1980, 1981
Todd Chuma (M)	(1980), (1981)
Stephen Ciccolini	1975, 1976
John P. Cieri	1956
Tom Cioppa	1985, 1986
Michael A. Cirullo	1999, 2000
John J. Clair	1966
Clarence F. Clark	1921
Douglas D. Clark	1995, 1996, 1997
Zachary Clark	1993, 1994
R. Clarke	1939

Charles R. Clements	1927
Galen Clemons	2010, 2011, 2012, 2013
Daniel J. Clerico	1977
Robert J. Cobbs	2002, 2004, 2005
Benjamin M. Coblyn	2007, 2008
Joseph L. Coburn	1932
Bruce J. Cochrane	1966, 1967, 1968
Edward E. Cody	1965, 1966
Liam P. Coen	2005, 2006, 2007, (2008)
Matthew M. Coffe	2001, 2002
Richard Coffin	1940
A.I. Cohen	1938, 1939
Julian Colarusso	2009, 2010, 2011, 2012
Chris Colclough	1989
William Coleman	1975, 1976, 1977
Markus Colin	2013
Brandon Collier	2006, 2007, (2008), 2009
C.W. Collins	1935, 1936, 1937
Carmen D. Collins	2000, 2001, 2002, 2003
Dennis M. Collins	1969, 1970, 1971
Herbert L. Collins	1920, 1921
Matthew L. Collins	1960, 1961, 1962
Ryan Collins	2010, 2011, 2012
Joseph F. Colosi	1967, 1968
Joey Colton	2012, 2013, 2014, 2015
Drew Comeau	1986, 1987, 1988, 1989
Todd Comeau	1981, 1982, 1983, 1984
<b>Ross Comis</b>	<b>2015</b>
Chester Conant	1938
L.W. Cone	1937
William A. Connolly	1951, 1953, 1956
Paul Connor	1988, 1990
William H. Connor	1964, 1965, 1966
Joseph Connors	1950
John J. Consolati	1932, 1933, 1934
John J. Conway	1958, 1959, 1960
Richard A. Conway	1951, 1952
Albert C. Cook	1925, 1926, (1927)
Russell Cooke	1974, 1977
William M. Cooke	1973, 1974
Map D. Cooley	1942
Francis M. Cooney	1967, 1968, 1969
Byron Cooper	2012
Brian Corcoran	1991, 1992, 1993, 1994
Francis Cormier	1923, 1924
Gary Correia	2011
Terrel Correia	2013
Arthur L. Corsaletti	1970
Donald F. Costello	1948
Stephen Costello	2001, 2002, 2003, 2005
George A. Cotton	1920, (1921)
Philip Couhig	1923, 1924, 1925
Andrew H. Coukos	1928
Adelbert W. Cox	1926, 1928, 1929
Michael Cox	2012
Walter J. Cox	1948
David Cozzo	2008, 2009, 2010
J.H. Crain	1940
George J. Crane	1968
Craig Creamer	1976
John Creamer	1989, 1990, 1991, (1992)
Eric Cregan	1978, 1979, 1980, 1981
Charles C. Crevo	1959
David Croasdale	1974, 1975, 1976, 1977
Christopher F. Cronin	1994, 1995
Richard L. Cronin	1970, 1971, 1972
Jerome Croom	1987, 1988
Andrew K. Croteau	2003
Douglas Scott Crowell	1978, 1979, 1980, 1981
John Crowley	1982, 1984, 1985, 1986
Eduardo Cruz	2013
Victor Cruz	2007, 2008, 2009
Armando Cuko	2005, 2008, 2009
Jerome B. Cullen	1958, 1959, 1960
Joseph Cullen	1986, 1987, 1988, (1989)
Roderick W. Cumming	1933

Benton P. Cummings	1930, 1931, 1932
Kevin Cummings	1976, 1977
Richard W. Cummings	1969, 1970, 1972
Sean Cummings	1988, 1989
Dennis L. Cunningham	1971, 1972
Harry A. Curran	1913, 1914, (1915)
Phillip D.T. Curtin	1992, 1993, 1994
Frederick P. Curtis	1952
Sharif Custis	2014, 2015
Peter Cutone	1991, 1992, 1993
Nevin Cyr	2012
Edward W. Czelusniak	1936
John S. Czerzpowicz	1977

<b>D</b>	
Clinton J. Daggett	1919
David Dakin	1992, 1993, 1994
Bernard L. Dallas	1963, (1965)
John D'Amato	1976, 1977, 1978
George N. Danforth	1911, 1913, 1914, 1915
Wynton R. Dangelmayer	1930
Chase Danska	2011
Homer C. Darling	1914, 1915
Frank S. Davenport	1920
<b>Bernard Davis</b>	<b>2012, 2013, 2014</b>
Corey T. Davis	2006, 2007, 2008, 2009
Donald S. Davis	1928
Doran L. Davis	2000, 2002, 2003
E.K. Davis	1936
Korrey L. Davis	2008
Kumar Davis	2009, 2010
Todd R. Davis	1977, 1978, 1979
William Davis	1934
Eric G. Dawley	1996
Daniel S. Dawson	1979
Matthew Dawson	1996, 1997, 1998, (1999)
Michael Dawson	1994, 1995, 1996, (1997)
Donald E. Day	1982, 1983, 1984
James H. Day	1914, 1915, 1916
Timothy S. Day	2002, 2004, 2005
Edward Deane	1973, 1974, (1975)
Bruno Debiak	1966, 1967
Robert V. DeBonis	1979
John Debs	1982
John E. Decembrele	1968, 1969
William F. DeFlavio	1969, 1970, 1971
John K. Delahunt	1919
Darnel D. DeLaire	2006, 2007, 2008
Ryan Delaire	2011, 2012
Mike Delaney	2010
Daniel J. Dellato	1983
Thomas J. Delnickas	1958, 1959, (1960)
H. Stephen Dembowski	1991, 1992, 1993
Charles O. Demers	1951, 1952
Richard W. Demers	2003, 2004
Roger J. DeMinico	1961, 1963, 1964
Dennis Dent	1976, 1977, 1978
Jon Denton	2014
Matthew DeOliveira	1999
Philip F. DeRose	1962, 1963, 1964
Cyril J. Desaultels	(1945), 1948, 1949
Daniel J. Desmond	1956
Brant Despathy	1986, 1987, 1988
Robert V. Detore	1965, 1966
Robert J. Devalle	1956, 1957
Joel Devariste	2014
Russell A. Devereau	1957
Warren M. Dewing	1919
Nicholas Diana	2006, 2007
J.T. Dickmeyer	1945
Eric W. Dickson	2006, 2007, 2008, 2009
Kai Dietiker	1989, 1990, 1991
Bernard Diggs	1986, 1987
Robert Diggs	1929

# UMASS FOOTBALL RECORD BOOK

## ALL-TIME LETTERWINNERS

Frank P. DiGiammarino	1952
John J. Dillon	1952, 1953
Anthony Dima	2010, 2011, 2012, 2013
Angelo A. DiNardo	1971
Frank DiTommaso	1978, 1979, (1980)
Peter DiTommaso	1978, 1979, 1980, (1981)
Joseph A. DiVincenzo	1967
Paul P. DiVincenzo	1951, 1952, 1953
Gerald J. Doherty	1949, 1950
Henry J. Dolan, Jr.	1955, (1956)
Sumner A. Dole	1914
Richard J. Donlin	1968, 1969
Robert P. Donlin	1969, 1970, 1971
Pat Doran	1987, 1988, 1989, (1990)
Donald L. Dotson	1967, 1968, 1970
Michael O. Douglas	2002, 2003, 2004, 2005
David M. Douvadjian	1977
Philip B. Dowden	1922
Jay Dowdy	1986, 1987, 1988
Michael Dowe, Jr.	2013, 2014
Brian Dowling	2012
<b>Da'Sean Downey</b>	<b>2014, 2015</b>
John E. Downey	1946, 1947
Brian Dowling	2011
A.J. Doyle	2012, 2013, 2015
Joseph B. Doyle	1963, 1964
Ronald A. Drapeau	1992, 1994
Arthur E. Driscoll	1964
David Driscoll	1967
Francis G. Driscoll	1948, 1949, 1950
Robert E. Driscoll	1951
Timothy F. Driscoll	1966, 1967, 1968
Demo Drougas	1981, 1982
Anthony Dube (M)	(1978)
John E. Dubzinski	1968, 1969
Vladimir Ducasse	2006, 2007, 2008, (2009)
Trey Dudley-Giles	2012, 2013, 2014, 2015
Scott Duggan	2008, 2009, 2010
Robert J. Dufault	1954
Charles W. Dunham	1941, 1942
Arthur P. Dunn	1914, 1915, 1916
Derrick J. Durepo	2001
Bill Durkin, Jr.	1989, 1990, (1992), (1993)
Donald G. Durkin	1965, 1966, 1967
Andrew Dutkanicz	1972, 1973
F. Michael Dwyer	1984, 1985
Paul Dwyer	1939, 1940, 1941
Ian E. Dyche	2001, 2002, 2003
Richard G. Dyer	1968, 1969, 1970

<b>E</b>	
James Earle	1984
Alden Robinson Eaton	1935
Joseph Edgerton	1990
Cabral A. Edley	2001
<b>Zeke Edmonds</b>	<b>2014, 2015</b>
Francis G. Edwards	1916
Timothy M. Edwards	1970, 1971, 1972
Richard W. Eger	1959, 1961
Frederick C. Ellert	1927, 1928, 1929
Davis H. Elliot	1929
Andrew Ellis	2013, 2014
Brian C. Ellis	2005, 2006, 2007, 2008
Robert F. Ellis	1963, 1964, 1966
Robert H. Englehard	1941
John E. Enos	1957
Torrey O. Esalomi	2008, 2009, 2010
William B. Esseler (M)	(1933)
Arnold J. Estelle	1946, 1947, 1948, 1949
John R. Estelle	1949
Richard J. Etna	1969, 1970, 1971
Breyone D. Evans	2007
E. Evans	1939
Joseph A. Evans	1927

Martin E. Evans	1971
William T. Evans	1940

<b>F</b>	
Warren W. Fabyan	1931
Louis Falconieri (M)	(1952)
Michael J. Fallon	1976, 1977
Stephen Falvey	1974, 1975
John J. Farrelly	1968, 1969, 1970
Terrance Farris	2008
Thomas C. Fasano	1991, 1992
James J. Fassell	1962, 1964
Douglas P. Faucette	1965, 1966, 1967
Michael P. Favreau	1983, 1984
Francis J. Fay	1983, 1984, 1985
Aaron Fears	2007, 2008, 2009, 2010
Edwin F. Fedeli	1941, 1942
Solomon Feinberg	1949
Ronald G. Felice	1995, 1996
Vernard S. Fennell	1993, 1994, (1995)
Darryln L. Fenner	2005, 2006, 2007, 2008
Dennis Fenton	1974, 1975, 1976
Thomas W. Ferguson (M)	(1927)
Benjamin Fernandez, Jr.	1958, 1959, 1960
Manuel J. Fernandez	1984, 1985
Edmund Ferranti	1923, 1924
Kenneth Ferranti	1922
R. Joseph Ferrer	2000
Robert P. Ferriani	1956
P. Ferriter	1937
Richard W. Fessenden	1925
Richard E. Field	1921
Harold Fienman	1946, 1947, 1948, 1949
Kurt T. Filler	2008, 2009
Sabin P. Filipkowski	1934, 1936
S.T. Finik	1937
C.J. Finkelstein (M)	(1935)
Mark Finnerty	1973, 1974, 1975
Austin W. Fisher, Jr.	1936
Bryan Fisher	2008, 2009
Jordan Fiske	2014
Loren B. Flagg	1961, 1962
Brandon Flanagan	2009, 2010
A. Flizryk	1939
Dan Foessel	2012
John J. Foley	1929
Michael J. Foley	1979
Richard S. Folger (M)	(1931)
Timothy Fontaine	1978, 1979, 1980
Robert T. Foote, Jr.	1958, 1960, 1961
Edward H. Forbush	1959
Steven Foreman	1980, 1981, 1982
Lawrence S. Fortunoff	1967, 1968
Clifford R. Foskett	1929, 1930, (1931)
Robert L. Fox	1927
Gordon H. Francis (M)	(1949), (1950)
D.C. Frandsen	1938
Jim Frank	1987
John Fraser	1975
Joseph F. Frawley, III	1998, 1999, 2000
Brandon L. Freeman	2004, 2005, 2006, 2007
Stanley L. Freeman	1920, 1921
Edmund F. Freitas	1939, 1940, 1941
Gary Freker	1982, (1983)
H.H. Friedman	1936
Wilho Frigard	1931, 1932, 1933
Blake Frohnafel	2014, (2015)
William H. Frye	1967, 1968
Bart Fuller	1984, 1985
Grady Fuller	1980, 1981, 1982, (1983)
Lorenzo Fuller (M)	(1920)
Richard Fuller	1914
Bruce A. Fulton	1967, 1968, 1969

<b>G</b>	
Jay Gabbe	1988, 1989, 1990
Marco Gabrielli	1987, 1988, 1989, 1990
Aidan Gaffney	1992
Vincent N. Gagliarducci	1929
Denis G. Gagnon	1969, 1970, 1971
Raymond R. Gagnon	1948, 1949
Joe Gamache	1980, 1981
Igor Garcia	2010
Alfred G. Garretson	1923
Linus Gavin	1923, 1924, 1925
John Gazourian	1959, 1960
P.C. Geoffrian	1938, 1939
John F. George	1952
Michael George	1991, 1992, 1993
J.V. Gerraughty	1945
Robert A. Getek	2007, 2008, 2009
David J. Giarla	1965, 1966
Allen Gibson	1990, 1991, 1992
Bryah W. Gifford	1999, 2000
Will Giggi	2013
James Gilchrist	2008, 2009, 2011
Robert B. Gildea	1954
Clifton F. Giles	1922
Duncan W. Gillan	1977, 1978
James W. Gilman	1941
M. Steve Gilman	1947, 1948
Albert F. Gilmore, Jr.	1951, 1952, 1953, 1954
Tom Gilson	2009, 2010, 2011
Kenny Girouard	1985, 1986, 1987, 1988
Anthony Giudice	1987, 1988, 1989, (1990)
John Gladchuk	1975, 1976, (1977)
William F. Glavin	1919
Harold A. Gleason	1922, 1923, 1924
Richard P. Gleason	1948, 1949, 1950
Saul M. Glick (M)	(1941)
Donald R. Glogowski	1966, 1967
Robert J. Gogick	1964, 1965, 1966
Matthew B. Goldstein	2004
Bruce A. Gombar	1965, 1966, 1967
Cedric Gonnet	2009
Leslie D. Goodall	1931
A.J. Goode	1938
Reshaude Q. Goodwin	2007, 2008
William H. Goodwin, Jr.	1957, (1958)
William J. Goodwin	1916, 1919
Jerrold A. Gordon	1980, (1981), (1982)
Samuel F. Gordon	1924
Solomon Gordon	1924
Brian J. Gorman	1953
Keith P. Gornish	1999
Benjamin C. Gotthehrer	2006, 2007
Nicholas Gottshall	2009, 2010
Robert M. Gould	1920
Terrence Glover	2002
Joseph M. Graham	1979, 1980, 1981, 1982
Paul L. Graham	1961, 1962, (1963)
Duckworth A. Grange	1983, 1984, 1985
Pat Grant	1976
John Granville	1950
Gerald R. Grasso	1967, 1968, 1969
Dennis J. Gray	1967, 1968, 1969
Guy M. Gray, Jr.	1935, 1936
Irving E. Gray	1919, 1920
Michael M. Gray	1991, 1993
Emery E. Grayson	1914, 1915, (1916)
Forrest Grayson	1916, 1919
Raymond H. Grayson	1920, 1921, (1922)
Robert Greaney	1984, 1985, 1986
Stephen T. Greaney	1970, 1971
Robert T. Green	2000
Gerry Greene	1975, 1976, 1977
Albert J. Gricius	1936
John Griffon	2010



# UMASS FOOTBALL RECORD BOOK

## ALL-TIME LETTERWINNERS

Norman B. Griswold	1933
Jason M. Grochowalski	2007
Andrew Guarino	1967, 1968, 1969
Anthony A. Gugliuzza, Jr.	1994, 1996
Mathew T. Guice	2001
Alton Gustafson	1923, 1924, 1925
Victor S. Guzowski	1932, 1933, 1934

<b>H</b>	
Nick Haag	2009
Edwin J. Haertl	1925, 1926
Deyate Hagood	1997, 1998
Donald G. Hagberg	1961, 1963, 1964
Henry Hagelstein	1914, 1916
Fred T. Hairston	1967
Edward W. Hajdusek	1972, 1973
William H. Hale	1973
Harold F. Hall	1946, 1947
J.L. Hall	1945
Malik K. Hall	2002, 2003
Robert F. Hall	1948
Tom Hall	1988
Philip Hallard	1989, 1991, 1992, 1993
Michael Halpin	1978
Charles J. Hamaty	1972
<b>Jordin Hamilton</b>	<b>2015</b>
Torey L. Hamilton	1996
Brett W. Hammond	1993, 1994, 1995
William M. Hanifan	1971, 1972
W.J. Hanigan, Jr.	1938
John Hansen	1980
Paul H. Hansen	1972, 1973
Daniel C. Hanson (M)	(1926)
Michael E. Hanson	2006, 2007, 2008, 2009
Glenn Harding	1990, 1991, 1992
M.B. Harding, Jr.	1938, 1939
Sheldon Hardison	1982, 1985
DeShon L. Hardy	1999, 2000, 2001, 2002
Daniel F. Harrigan	1965
Kyle B. Harrington	2004, 2005, 2006
Kyle C. Harrington	2007, 2008
Lawrence M. Harriman	1973, 1974, 1975
Cornelius D. Harrington, Jr.	1948
David R. Harrington	1959, 1960, 1961
Joseph Harrington	1977
Kyle C. Harrington	2009
Christopher M. Harris	2001
Iric Harris	2012, 2014
Ronald Harris	1974, 1975, 1976
Thomas J. Harris	1974, 1975
<b>Shaquille Harris</b>	<b>2013, 2015</b>
F.D. Hartin	1936
Nathanael N. Hasselbeck	2004
Jason T. Hatchell	2004, 2005, 2006, 2007
John R. Hatchell Jr.	2005, 2006
Russell J. Hauck	1936
Geoffrey B. Hauge	1998
Kyle Havens	2009, 2010
John R. Hawkins	1972
Octavious A. Hawkins	2008, 2009
Laurence D. Haworth	1951
Brian N. Haynes	2005, 2006
Michael L. Haynes	2001, 2002, 2003
Daniel R. Healey	1996, 1997, 1998, 1999
Bryan F. Healy	1993, 1994, 1995, 1996
Frank C. Healy (M)	(1938)
John M. Healy	1972
Ryan Heath	2014
Richard Heavey	1970
Alan J. Hedlund	1962
Matt Heilig	2010
Willie L. Hemmer	1998, 1999
<b>Tyson Henderson</b>	<b>2013, 2014, 2015</b>
Robert Hendrickson	1950

John Hendry (M)	(1974), (1975), (1976)
Erik S. Henry	1995, 1996
Jonathan Hernandez	2008, 2009, 2010, 2011
Brian Heyworth	1978, 1979, 1980
James P. Hickman	1958, 1959, 1961
Murray B. Hicks	1928, 1931
William H. Hicks	1951, 1952
Harry Higginbotham	1914, 1916
Sean P. Higgins	1998, 1999
Brandon Hill	2011, 2012
Jason M. Hill	2004, 2005
Mimnaugh L. Hill	1996, 1997, 1998
Asa Hilliard	1978, 1979, 1980, 1981
Greg Hilliard	2011, 2012
Joseph R. Hilyard	1924, 1925, 1927
Francis M. Hines	1930
Edward W. Hitchcock	1942
<b>Fabian Hoeller</b>	<b>2013, 2014, 2015</b>
Glenn Holden	1981, 1982, 1983, 1984
Richard L. Holden (M)	(1916)
<b>Sha-Ki Holines</b>	<b>2014, 2015</b>
Oscar E. Holmberg	1929, 1930, 1931
Courtney L. Holmes	2001
Robert P. Holmes	1915, 1916, 1919
Tyler L. Holmes	2008, 2009, (2010), (2011)
Jamie T. Holston	1996, 1997, 1998
Todd Holt	1974, 1975, 1977
A.F. Homola	1945
Christopher Hopkins	2004, 2005, 2006, 2007
Kenneth Horn	1978, 1979
Jeremy Horne-Murdock	2007, 2008, 2009
Richard W. Hoss	1958, 1959, 1960
L.K. Houghton	1937
Jason Housel	1994
Brandon Howard	2012, 2013, 2014, 2015
James E. Howard	1999, 2000, 2001, 2003
Jeffrey S. Howard	2000
Lucius A. Howard	1928
Omari B. Howard	2001
Steven R. Howell	2003, 2004
Ron Howerton	1994
George Howland	1950, 1951, 1952
<b>Shane Huber</b>	<b>2013, 2015</b>
John J. Hudson	1962, 1963, 1964
Kenneth E. Hughes	1969, 1970
John E. Hulecki	1969, 1970, (1971)
Jesse Hunt	2009, 2010
Tony Hunt	1986, 1987
Chad Hunte	2010, 2011
Tehran T. Hunter	1997, 1998
Benji P. Hurwitch (M)	(1937)

<b>I</b>	
Emil Igwenagu	2008, 2009, (2010), (2011)
John M. Ihne	2008, 2009, 2010
Chauncey L. Incarnato	2008
James U. Ihedigbo	2003, 2004, 2005, 2006
Rene Ingoglia	1992, 1993, (1994), (1995)
E.F. Ingraham	1924
Joseph D. Ingram	1954, 1955, (1956)
Albin F. Irzyk	1937, 1938, 1939
<b>Andy Isabella</b>	<b>2015</b>

<b>J</b>	
Nick Jablonski	2009, 2010
S.A. Jackemczyk	1938
Courtney I. Jackson	2008, 2009, 2010, 2011
David F. Jackson, Jr.	1947
Kevin Jackson	1980, 1981, 1982, 1983
Raymond Jackson	1986
Wilbur Jackson	1980, 1981, 1982
Peter T. Jacobs (M)	(1959)

Ryan Jacobucci	2013
Frank L. Jacques	1951, 1952, 1953
Brooks F. Jakeman	1919
Brooks R. Jakeman	1946, 1947
Shannon James	2002, 2003, 2004, (2005)
E.C. Jasinski	1945
John D. Jeffries	1983
Victor Jeffries	1976
Ralph E. Jenkins	1946
Richard Jenkins, Jr.	1979, 1981, 1982, (1983)
Joshua M. Jennings	2007, 2008, 2009
Tony Jesi	1978, 1979
Richard Jessamy	1974, 1975, 1976
Randall Jette	2012, 2013, 2014, 2015
Christopher Johnson	1987
Clifton R. Johnson	1926
Colter Johnson	2012, 2013
Donald J. Johnson	1953, 1954, (1955)
Erik A. Johnson (M)	(1930)
Harold T. Johnson, Jr.	1955
Mark Johnson	2013
Ryan Johnson	2014
Jaurice Jones	2012, 2013
John Johnson	1990, 1991, 1992, 1993
Ken Johnson	1981, 1983
Evan J. Johnston	1947, 1948, 1949
Ashford Maxwell Jones	1979, 1980, 1981
<b>Dan Jonah</b>	<b>2015</b>
Jaurice Jones	2012, 2013, 2014
Johnny F. Jones	1971, 1972, (1973)
Lawrence L. Jones	1923, 1924, (1925)
Raymond A. Jones	2008
Bruce I. Jordan	1962, 1963
Matthew R. Jordan	1995, 1996, 1997, 1998
Perley B. Jordan	1913, 1914, 1915
Ian T. Jorgensen	2005, 2006, 2007
Michael Jozokos	1982
Jesse Julmiste	2009, 2010, 2011
Donald Junkins	1950, 1951, 1952

<b>K</b>	
Stanley Kaczorowski	1984, 1985, (1986)
Mike Kahale	2010
Julian Kaminoff	2012
Richard Kane	1988, 1989, 1990, 1991
Robert J. Kane	2001, 2002, 2003, (2004)
Scott Kaplowitz	1993, 1994
George Karelak	1986, 1987, 1988, 1990
Robert J. Karrar	1927
Isaac S. Kaufman	2003, 2004
Dennis M. Keating	1970, (1971)
Michael V. Keblin	1966
Donald W. Keefer	1981, 1982
Richard M. Kehoe	1963, 1964
David D. Kelley	1964, 1965
Michael Kelley	1984, 1986, 1987
T.J. Kelley	2014
Frederick C. Kelliher	1973, 1974, 1975
James M. Kelliher	1969, 1970
Richard C. Kelton	1926, 1927, 1928
Alex Kenney	2014
Russell R. Kenyon	1946, 1947, 1948
Francis G. Keough, Jr.	1942, 1946
John E. Keough	1946
Ed Kern	1982, 1984
William F. Kewer (M)	(1936)
Kenneth R. Kezer	1960, 1961, 1962
Russell E. Kidd	1954, 1955
Matthew H. Kier	2000
Dennis N. Kiernan	1972, 1973, (1974)
Bruce Kimball	1976, 1977, (1978)
George E. Kimball	1940, 1941
Philip W. Kimball	1928, 1929, 1930
Mark A. Kimener	2000, 2001, 2002, 2003



# UMASS FOOTBALL RECORD BOOK

## ALL-TIME LETTERWINNERS

Roger S. Kindred	1957, 1958, 1959
Bryan C. King	1997, 1998, 1999, 2000
Rosewell H. King	1923
Starr M. King	1919, 1920
J. Adonis Kinsey	2000, 2001
Thomas W. Kirby	1960, 1961, (1962)
James A. Kirnon	1998
Louis J. Kirsch	1952, 1953, (1954)
Robert Kitching	2012, 2013, 2014, 2015
John F. Klaiber	1949
Ralph F. Kneeland, Jr.	1927, 1929, 1930
Christian Koegel, Jr.	2003, 2004, 2005, 2006
Emil John Koenig, Jr.	1933, 1934, 1935
Christopher S. Koepplin	2006, 2007
M.G. Kolovson	1945
<b>Lukas Kolter</b>	<b>2014, 2015</b>
Robert A. Kondrat	1997
George Alexander Korentis	1994, 1995
E.J. Kosiorek	1945
Roger L. Kotlarz	1991, 1992, 1993, 1994
Michael Kowalski	1984, 1985, 1986
John C. Kozaka	1959, 1961, 1962
Brian W. Kozikowski	1998, 1999
John Kraham	1978, 1979
Joseph H. Krasnoff	1935
Andrew J. Krevis	2008, 2009, 2010
Leo Krizanovic	2012, 2013, 2014
Jeffrey L. Krohn	2002, (2003)
Jeff C. Kromenhoek	1996
Jon M. Kromenhoek	1991, 1992, 1993
James T. Kuczynski	1963
Joseph P. Kulis	1973, 1974
Christoper J. Kurtz	1977, 1978

<b>L</b>	
Leonard A. Labella	1961
Scott R. LaFond	1979, 1980, 1981, 1982
John M. LaFontana	1959
Raymond A. LaJoie	1951
Timothy Lambright	1991, 1992, 1993
Gregory Landry	1965, 1966, (1967)
Joseph W. Lang	1970
Keith Lang	1974, 1975, 1976
Jonathan Lanza	1985, 1986, 1987
Wendell E. Lapham	1934, 1935, 1936
Edward P. Larkin	1941
Joseph P. Larkin	1937, 1939, (1940)
Raymond Larnard	1980, 1981
<b>Jake Largay</b>	<b>2015</b>
Phillip Lartigue	1990, 1991, 1992
Oliver P. Latour	1920
Tyler R. Lauback	1997, 1998, 1999, 2000
Jeff Lauder	1976
<b>Logan Laurent</b>	<b>2014, 2015</b>
V. Lavrakas	1938, 1939
Matthew N. Lawrence	2006, 2007
Jamie Lawton (M)	(1985), (1986)
Mark J. Leamy	1970
Daniel J. Leary	1931, (1932)
Roger K. Leavitt	1932, 1933
Andy LeBlanc	1991, 1992, 1993
Ralph E. Ledger	1973
Mike Lee	2009, 2010, 2011
Richard H. Lee	1945, 1946, 1947, 1948
Fred A. Lehr	1934, 1935
James F. Leland, Jr.	1921
Stephen LeMay	1977, 1978, 1979
Bruce Lemieux	1985
<b>Connor Lemieux</b>	<b>2015</b>
Al Leneus	2012, 2014
Donald A. Lent	1919, 1920
Jason R. Leonard	2003, 2004, 2005, 2006
Charles H. L'Esperence	1946, 1947, (1948)
Craig Lesinski	1982, 1983

Richard H. Lester (M)	(1940)
Brendon Levensgood	2010, 2011, 2012, 2013
David P. Levine	1969, 1970, 1971
Robert A. Levine	1973, 1974, 1975
John N. Lewandowski	1919, 1921
David Lewis	1994
Fred D. Lewis	1961, 1963
George Lewis	1978, 1979, 1980, 1981
Richard E. Lewis	1962, 1965
Steven R. Ley	1997, 1998, 1999, 2000
Andrew Libby	2014, 2015
Willham C. Libbey	1930
Robert A. Lincoln	1927
Norman E. Linden	1936, 1937
<b>Sekai Lindsay</b>	<b>2015</b>
Devin Lindsey	2009, 2010
Jeffrey Lingenfelter	2009, 2010
Bradley R. Listorti	2006
Charles L. Little	1929, 1930
Gary Little	1974, 1975
David Littlefield	1981
James Lizotte	2010, 2011
Troy R. Lockman	1999, 2000
Ryan R. Logan	2005, 2006, 2007
Joseph Lojko	1931, 1932, 1933
Brandon J. London	2003, 2004, 2005, 2006
Albert D. Long	1920
Elgin Long	2012, 2013, 2014, 2015
James H. Long	1968, 1969
Nathan R. Long	2000, 2001
Stephen J. Loomis	1997
William P. Looney	1947, 1948, 1949
Dwayne A. Lopes	1979, 1980, 1981, (1982)
D.J. Lord	1937
John F. Lord	1924
Anthony M. Louis	1999, 2000, 2001, 2002
Kevin Lovaincy	2012, 2013, 2014
Louis A. Love	2001, 2003, 2004
Ronald C. Lovell	1967, 1968, 1969
Blake Lucas	2012, 2013, 2014, 2015
Richard M. Lucero	2000
F.P. Lucier	1945
Jon Lucier	2014
Samuel J. Lussier, Jr.	1960, 1961, 1962

<b>M</b>	
Winston R. MacDonald	1957
Daquan Mack	2013, 2014
Walter A. Mack	1916
Charles G. MacKintosh	1919, 1920
Andrew L. Maclay	1995, 1996, 1997, 1998
John A. MacLean	1968, 1969
Donald F. MacPhee	1952, 1953, 1954
Duncan MacRae	1987, 1989, 1990, 1991
Kenneth D. MacRae	1955, 1956
Herman R. Magnuson	1928, 1929
Jim Maguire	1991, 1992
Kevin Maguire	1977, 1978
John J. Mahoney	1925, 1926
Joseph T. Mahoney	1959
Paul A. Majeski	1960, 1961, (1962)
Tyler Major	2009, 2010
J.W. Malcolm	1938, 1939
Joseph A. Malley	1927
Michael Maloney	1981
Ralph B. Maloney	1958, (1959)
Jim Mancaruso	1990, 1991
Paul Manganaro	1982, 1983, 1985, (1986)
Ron Mangarelli	1980, 1981, 1982
Raymond S. Mann	1927, 1928, (1929)
William C. Mann	1940
Robert Manning	1978, 1979, (1980)
Elton J. Mansell	1919, 1920
Pierre L. Marchando	1968, 1969

Ronald J. Marino	1969, 1970, 1971
Daniel M. Markowski	1993, 1994, 1995, 1996
Wilbur H. Marshman	1921, 1922
Herbert J. Marx	1922, 1923, (1924)
Walter H. Marx	1925, 1927
Joseph Masi	1941, 1942, 1946
John W. Mastalerz (M)	(1945)
Ronald E. Matheson	1953, 1954, 1955
Anton Matoin	1979
Gregg Mattern	1990, 1991, 1993
George Maturniak	1946, 1947
Leonard A. Matuza	1970
William H. Maxwell, Jr.	1956, 1957, 1958
Paul Mayberry	1986, 1987, 1988, (1990)
Daniel Maynes	2010, 2012, 2013, 2014
Brandon O. McAfee	2005
Edward McAleny	1972, 1973, (1974), (1975)
Robert W. McAllister	1926
Michael M. McArdle	1966, 1967, (1968)
Oswald J. McBride	2001, 2002, 2004, 2005
William P. McCarty	1974, 1975, 1976, (1977)
John J. McCormick	1959, 1960, (1961)
James A. McCoy	1979
Christopher McCray	1985, 1986, 1987
Thad McCummings	2009, 2010
Timothy B. McDermond	2001, 2002, 2003
Francis X. McDermott	1952, 1953, (1954)
Sean W. McDole	1996, 1997
Brian McDonald	2014
Frank L. McDonald	2005
John McDonald	1976, 1977, 1978
John P. McDonough	1940, 1941, (1946)
Michael McEvilly	1977, 1978, (1979)
Thomas McEvilly	1982, 1983, (1984)
Nicholas A. McGarry	1968, 1969
Charles McGeoch	1922, 1923, 1924
David McGovern	1990, 1991
John F. McGowan	1953, 1954, (1955)
Barrett McGrath	1980, 1981, 1982, 1983
Ambrose T. McGuckian	1933
Ryan J. McHugh	2000, 2001, 2003
Stephen McInnes	1976, 1977, 1978
Perry McIntyre	2009, 2010, 2011, 2012
David McIntosh	1986, 1987
Michael McKenna	2012, 2013, 2014
William A. McKenna	1958, 1959
Anton McKenzie	2000, 2001, 2002, (2003)
John McKeown	1985, 1986, 1987, (1988)
Kenneth F. McKittrick	1926, 1927, 1928
Dammon J. McLaren	1999
Bob McLaughlin	2009, 2010
Joseph McLaughlin	1976, 1977, (1978)
Michael F. McLaughlin	1976, 1977, 1978
Robert E. McLaughlin	2007, 2008
Ryan McMackin	2009
John J. McManus	1948, 1949
Brian McNally	1974, 1975, (1976)
Kevin McNally (M)	1975, (1977)
Andrew McNeilly	1992, 1993, 1994, 1995
Michael McNiff	1973
R.L. Meagher	1945
Robert E. Meers	1963, 1964, (1965)
Michael A. Meggett	2005, 2006, 2007
Mike Mele	2009, 2010
David Melendez	1999
George D. Melican	1912, 1913, (1914)
Charles R. Mellen	1955, 1956
Kassan Messiah	2012, 2013, 2014, 2015
Paul A. Metallo	1971, 1972
Clyde W. Meyerhoeffer	1964
Marken Michel	2011, 2012, 2014, 2015
Gary D. Mika	1972, 1973, 1974
Jeromy T. Miles	2007, 2008, (2009)
Stephane Milhim	2009, 2010, 2011, 2012
Steven A. Milkiewicz	1978, 1979
Alexander L. Miller	2003, 2004, 2005, 2006

# UMASS FOOTBALL RECORD BOOK

## ALL-TIME LETTERWINNERS

Arthur T. Miller	1955, 1956
Henry O. Miller (M)	(1942)
Ricardo Miller	2013
Rodney Mills	2012, 2013, 2014, 2015
Taylor M. Mills	1926, 1927, 1928
Paul W. Milner, Jr.	1965, 1966, 1967
Domenique A. Milton	2004, 2005, 2006
Charles E. Minarik (M)	(1932)
Thomas E. Minkstein	1928, 1929, (1930)
Maikel Miret	1999, 2000, 2001, (2002)
Clifton D. Mitchell	1986, 1987, 1988, (1989)
Corey D. Mitchell	1998, 1999, 2000
David Mitchell	1987, 1988, 1989, 1990
James J. Mitchell	1965, 1966, (1967)
Anddy Moas	2011
Herbert E. Moberg	1923, 1924, 1925
Cameron Mock	2013, 2014
Robert D. Mohor	1920, 1921, 1922
Gerald Mondalto	1973, 1974, 1975
Anthony J. Monette	2006, 2007, 2008, 2009
<b>Jesse Monteiro</b>	<b>2014, 2015</b>
Lamarr J. Monterio	2002
Justin T. Montgomery	2003, 2004, 2005, 2006
Peter Montini	1984, 1985, 1986, (1987)
Guy J. Montosi, Jr.	1956, 1957, 1958
Bryan K. Mooney	1993, 1994, 1995, 1997
Jimmy L. Moore	1998
Jonathan J. Moore	2004, 2005, 2006, 2007
J. Moran	1934
John Moran	2009, 2010
Kevin R. Moran	1972, 1973
Michael Moran	1984, 1986
Clifton W. Morey	1936, 1937, (1938)
Jason F. Morgan	1999
Wayne E. Morgan	1960, 1961
Milton D. Morin	1963, 1964, 1965
Joseph J. Morris	1964
Walter B. Moseley	1935, 1936
Charles W. Moses (M)	(1915)
<b>Lee Moses</b>	<b>2015</b>
Richard A. Moulton (M)	(1970), (1972)
David C. Mountain	1931, 1932, 1933
Garabed Mouradian	1924
Patrick J. Moynihan	1916
Vernon D. Mudgett	1921, 1922
William R. Mulhall	1932, 1933, 1934
Daniel J. Mulhern	1925
Thomas K. Mullen	1970, 1971, 1972
James Mullins	1980
N. Jason Mumford, Jr.	1992, 1993, 1994, 1995
Edwin L. Murdough	1926
Lincoln Murdough	1924
Richard L. Muri (M)	(1946)
Fred J. Murphy	1935
John F. Murphy	1960
John W. Murphy	1914, 1915
Kevin Murphy	1987, 1988
Matthew R. Murphy	1996, 1997, 1998
Shawn A. Murray	1999
Thomas Murray	1979, 1980, 1981, (1982)
Norman Myrick	1930
Sterling Myrick	1922, 1923

<b>N</b>	
George Naden	1936, 1937
Walter E. Naida	1952, (1953)
James F. Nangle	1967, 1968
C.A. Nastri	1940
Joseph Natale	1949
Kirk Nelms	2010, 2011
Anthony D. Nelson	2006, 2007, 2008, 2010
Carl F. Nelson	1938, 1939
Tony Nelson	2006, 2007, 2008, 2009
Alfred Neri	1985, 1986

<b>Shakur Nesmith</b>	<b>2014, 2015</b>
Bill Nesselt	2009, 2010
Lance Neveling	1988, 1989, 1990, 1991
Michael Newell	1978, 1979
Herb Newland	1980, 1981
Lamar Newsome	1989, 1990, 1991
<b>Peter Ngobidi</b>	<b>2013, 2014, 2015</b>
C. E. Nichols	1945
Chester W. Nichols	1923, 1924, 1925
John T. Nichols, Jr.	1948, 1949, 1950
Peter A. Nietupski	1932, 1933, 1934
Greg Niland	2010
Jay D. Nisbet	1985, 1986, 1987
Boleslaw Nitkiewicz	1927, 1928
John W. Noble, Jr.	1954, 1955, 1956
Robert Nolan	1950, 1951, 1952
Dawan Noltan	2009
Richard A. Norton	1941, 1942
Louis F. Norwood	1938, 1939
G. David Novelli (M)	(1939)
Donald G. Nowers	1922
Timothy Nye	1986, 1987
Karl Nyholm	1977, 1978, 1979

<b>O</b>	
Aaron Oberst	2013
George E. O'Brien	1936
Russell O'Briere (M)	(1951)
D.J. O'Connell	1938, 1939
Kevin B. O'Connor	1977, 1978, 1979
Rob O'Connor	2012
Sean O'Connor	2009, 2010
Eric G. Oke	1993, 1994, 1995, 1996
John P. O'Keefe	1955, 1956, 1957
Charles F. Oliver, Jr. (M)	(1924)
Stephen Olson	1987, 1988, 1989
Walter F. O'Malley	1971
Michael A. Omar	2006, 2007
Christopher J. O'Neil	1979, 1980, 1981
John F. O'Neil	1970, 1971
Terrance O'Neil (M)	(1988), (1989)
Robert A. O'Neill (M)	(1959), (1960)
Glenn W. Opie	2003
Greg Orekoya	2012, 2013
David Osei	2013
Brian J. Ostaszewski	2008, 2009, 2010, 2011
John Ottavini	1958, 1959
Nelson Ovalles	1998, 1999, 2000
Lance K. Overby	1997, 1998, 1999, 2000
E. Johnson Owumi	2003
Femi Oyewole	2013, 2014

<b>P</b>	
George B. Packer	1921
Kellen Pagel	2011, 2012
Martin Paglione	1978, 1979
Mark A. Palau	1971, 1972
David A. Palazzi	1985, 1986, 1987, 1988
Kenneth D. Palm	1961, 1963, 1964
Anthony Palmer	1994
George B. Palmer	1913, 1914, 1915
Richard M. Palmese	1999, 2000
Jim Panos	1987
George Papoutsidis	1983, 1984
Sheldon D. Paradis	1962
Aaron E. Parker	1996, 1997, 1998, 1999
Breon L. Parker	1993, 1994, 1995
Walter Parker	1974
Harold B. Parmenter	1970, 1971
Stephen C. Parnell	1967, 1968, 1969
Robert W. Parrott	1972, 1973
Robert M. Pasini	1946, 1947, 1948, (1949)

Anthony Pasquale	1979, 1980, 1981, 1982
James Pastorick	1988, 1989
James Payson	1937, 1938, 1939
Garry L. Pearson	1979, 1980, 1981, 1982
Dean Pecevich	1980, 1981, 1982
William H. Peck (M)	(1921)
Richard T. Peckham	1935
Robert Peckham	1934
Clifford Pedrow	1978, 1979
Jason A. Peebler	2001, 2002, 2003, (2004)
Robert B. Pena	1969, 1970
Raymond Pendagast	2010, 2011
J. Peil Pennington	1971, 1972, (1973)
John Penny	1974, 1975
James Penta	1976, 1977
Arthur A. Perdiagao	1961, 1962
Robert C. Perkins	1936
Vito Perrone	1984, 1985, 1986, (1987)
Edgar A. Perry	1914, 1915
Lorenzo M. Perry	2003, 2004
Mario Perry	1989, 1990, 1992, (1993)
Lester C. Peterson	1934, 1935
Daniel Petrie	1978, 1979, 1980, 1981
Steven C. Petrone	2001, 2002
Joseph L. Phelan	1951, 1952, 1953
Patrick Phillips	1989
Richard Philport	1985
Arthur E. Pierce	1922
Nady Pierre	1987
Theodore L. Piers	1951
Greg Pierson (M)	(1982)
Peter E. Pietz	1962, 1963, (1964)
Arnold Pinto	1950
Bruce Pinto	1973, 1974
Robert Pinto	1977, 1978
Anthony Piraino	1957, 1958
James M. Pizano	1995, 1996, 1997, 1998
Victor Pizzotti	1978, 1979, 1980, 1981
Philip A. Plaisted	1914, 1915
William Plante	1984
Paul Platek	1982, 1983, 1984, (1985)
George E. Pleau, Jr.	1962
Paul R. Plumer	1927, 1928
Al Pogorian	1989, 1990
Robert L. Pollard	1929
Michael Pomerleau (M)	(1971), (1973)
Mark Pompei	1988, 1989, 1990
Allan L. Pond	1916, 1919
Harold W. Poole	1919, (1920)
Nandor Porges	1923
<b>Jackson Porter</b>	<b>2014, 2015</b>
John M. Porter	1952, 1954
Travis Poston	2010
Corey R. Potter	1999, 2000, 2001, (2002)
Brandon Potvin	2010, 2011, 2012, 2013
Patrick D. Powell	2005
Todd Powers	1978, 1979
Michael Prawl	1987, 1988
Roger G. Prefontaine	1966
<b>Joe Previte</b>	<b>2015</b>
Christopher M. Price	1996, 1997, 1998, 1999
Dominique Price	2010, 2011
James A. Price (M)	(1914)
Thomas J. Price	1973
Lucien Prokopowich	1950, 1951, 1952
Alfred S. Prusick	1938
Philip F. Puopolo	1976, 1977
George F. Pushec, Jr.	1941, 1942
Paul S. Putnam	1936, 1937
John S. Pyne	1949, 1950, 1951

<b>Q</b>	
Richard T. Qualey	1965, 1966
Rich Queen	2013, 2014

# UMASS FOOTBALL RECORD BOOK

## ALL-TIME LETTERWINNERS

James G. Queeney	1970, 1972
Kevin P. Quinlan	1998, 1999, 2000, (2001)
John F. Quinn	1925, 1926, 1927
Matthew Quinn	2012, 2013
Ralphael D. Quinn	1996
Adam N. Quitt	1998

<b>R</b>	
Jon Racich	1993
Matthew Rajotte	1990, 1991, 1992, (1993)
Clark Ramos	1994
David Ramsden	2010
Donald A. Rana	1965
Rasheed A. Rancher	2005, 2006, 2007
Peter J. Rankowitz	1977
Michael Rapoza	2013
Giddens Rateau	2009, 2010
Scott L. Ratliff	2002, 2003
Robert Raymond	1942, 1946, 1947, (1948)
Frederick Read	1979, (1980)
Matthew A. Read	1991, 1992, 1993, 1994
Phillip A. Readio	1919
Charles E. Redman	1951, 1952, 1953
Noel Reebenacker	1950, 1951, 1952
Theodore H. Reed	1946
Norman C. Regnier	1942
Dustin M. Reid	1996, 1997, 1998
R.R. Remington	1945
James E. Rendle	1970
Vincent J. Reppert	1983, 1984
Andrew Resende-Gomes	2005, 2006, 2007, 2008
William J. Rex	1951, 1952, 1953
William H. Reynolds, Jr.	1957, 1958, 1959
Andrew T. Rice	1991, 1992, 1993
Cecil C. Rice	1927
James Rice	1980, 1981, 1982, 1983
Adam Richard	2012, 2013, 2014, 2015
Edward A. Richardson	1957, 1958
Evan C. Richardson	1928
Henry H. Richardson	1925
Spencer Ridenhour	2007
Francis James Riel	1935, 1937
Frederick C. Riel	1935
Justin T. Riemer	1993, 1994, 1995, 1996
Brian J. Riley	1997, 1998
Richard J. Riley	1958, 1959
Steve M. Robar	1985, 1986, 1987, 1988
William E. Roberge	1936
DeMarcus Roberson	2006
Arthur W. Roberts	1922
Oliver C. Roberts	1916
Courtney L. Robinson	2006, 2007, 2008
Damon J. Robinson	1999
Dwight Robinson	1991
Jeremy Robinson	1998, 1999, 2000, (2001)
<b>John Robinson-Woodgett</b>	<b>2012, 2014, 2015</b>
Miles Robinson	1993
Randolph J. Robinson	1966, 1968
<b>Jeremy Rodriguez</b>	<b>2015</b>
Allen D. Roche	1983
Mark Rogers	1949
Steven R. Rogers	1967, 1968, 1969
Phillip H. Roland	1972, 1974
Robert W. Roland	1960
John Romboli	1974, 1975, 1976, 1977
Joseph A. Romero	1998
Cesar Rosario	2004, 2005, 2006, 2007
Raunny M. Rosario	2002, 2003, 2004, 2005
Scott Rose	1980, 1981, 1982, 1983
William A. Rose	1935
David M. Rosenfelt	1998
Robert Ross	1982
Michael J. Ross	1962, 1963, 1964
David P. Rossiter	1934, 1935, (1936)

Philip G. Roth	1948, 1949, 1950
Anthony N. Rouzier	2007, 2008
Daniel Rubinetti	1985, 1987, 1988
Alfred H. Rudge	1937, 1938, 1939
Birger J. Rudquist	1927
Almon O. Ruggles	1942
Todd Rundle	1984, 1985, 1986, 1987
Kenneth Runge	1982, 1983, 1984
Karl Russell	1990
Mark E. Russell	1970
Peter Russell	1977
Milton G. Rust	1992, 1993, 1994, 1995
Jack Rutstein	1935
Alvan S. Ryan	1931, 1932, 1933
James J. Ryan	1979, 1980, 1981
Matthew J. Ryan	1940, 1941
Robert I. Ryan	1945, 1946

<b>S</b>	
Joseph C. Sabella	1991, 1992, 1993, 1994
Armand J. Sabourin	1958, 1959
Joseph T. Sabulis	1969, 1970, 1971
Ed Saint-Vil	2012, 2013
James St. Fort	1999
Paul F. St. Onge	1972, 1973, 1974
Ed Saint-Vil	2011
Michael D. Salem	1960
Quinton Sales	2009, 2010, 2011, 2012
Kenneth Salman	1920, 1921, 1922, (1923)
Nicholas Salmon	1986, 1987, (1988)
Stanley F. Salusk	1940, 1941, (1942)
Robert J. Sampson	1956
Joshua A. Samuda	2008, 2009, 2010, 2011
Khari Samuel	1995, 1996, (1997), (1998)
Joseph P. Sanford	2006, 2007, 2008, 2009
David K. Sanger	1999, 2000, 2001, 2002
Patrick G. Santin	1940, 1941, (1946)
John J. Santoro	1973, 1974, 1975
Rafael Santos, Jr.	1999
Jovan Santos-Knox	2012, 2013, 2014, (2015)
Leo J. Santucci	1937, 1938, 1939
Robert J. Santucci	1964, 1965, 1967
Olayinka Sanusi	2003, 2004
Joel F. Sarapin	1999, 2000
Henry J. Sareault	1977, 1978
Donald S. Sarette	1977, 1978, 1979
Richmond H. Sargent	1920, 1921, 1922
Edward A. Sarno	1967, 1968, (1969)
John M. Sauter	1915, 1916
J.H. Savage	1938
Justin Sawicki	2009
John C. Sawyer	1995, 1996
Roland Sawyer	1923, 1924
Carmen J. Scarpa	1959, 1961
Patrick F. Scavone	1968, 1969, 1970
Noel E. Schablik	1967, 1968
Paul Schaffner	1931, 1932, 1933, (1934)
Martin Scheralis	1967, 1968
William P. Schipani	1979, 1980
Lewis Schlotterbeck	1914
Daniel J. Schneider	1997, 1998, 1999, 2000
John R. Schroeder	1962, 1963, 1964
Ross Schubarth	1974, 1975, 1977
Steven W. Schubert	1970, 1971, 1972
Justin R. Schweighardt	2004, 2005
Charles J. Scialdone	1962, 1963, 1964
Benjamin A. Scott	1996, 1997
Gregory M. Scott	2002, 2003, 2004, 2005
James F. Sears	1983
Trey Seals	2012, 2013, 2014, 2015
David Sebolt	1987
John J. Seery	1939, 1940, 1941
Kelly E. Seibert	1999, 2000, 2001
Darrell L. Shabazz	1999, 2000

Mark D. Shalala	1994, 1995, (1996)
John W. Shannon	1942
Tajae Sharpe	2012, 2013, 2014, (2015)
James E. Shay, Jr.	1957
John Shay	1982, 1983
James J. Shea	1973
Patrick Shea	1982
Scott E. Shearer, Jr.	1997, 1998, 1999
Robert J. Sheehan	1968
Dan Sheeran	2009, 2010
Joseph J. Sheff	1932
Robert C. Shelmire	1983, 1985, 1986
Edward A. Sherman	1966, 1967
Marcel C. Shipp	1997, 1998, 1999, (2000)
Charles G. Shove	2002, 2003
Arnold S. Shulkin	1934, 1935
Ian Shultis	2010, 2012
F.E. Shumnay	1945
George Shumway	1923, 1924
James A. Sibson	1931, 1932, 1933
Frederick J. Sievers	1935, 1936, (1937)
Howard R. Sievers	1931, 1932, 1933
Jean Sifrin	2014
Eugene W. Sigmund	2000, 2002
Carlos Silva	1984, 1985
Steven Silva	1984, 1985
Matthew P. Silver	2006, 2007, 2008, 2009
S.I. Silverman	1937
Arthur J. Simensen	1965
Robert J. Simeone	1981, 1982, 1983, 1984
James J. Simeone	1982, 1983, 1984, 1985
Ralph Simmons	1939, (1940)
<b>Charan Singh</b>	<b>2015</b>
Donald E. Sisson	1947, 1949
P. Skogsberg	1939
Jeff Skood	2010
F.A. Slesinski	1937
Samuel H. Slick	1961
Sean R. Smalls	2005, 2006, 2007, (2008)
Kevin Smellie	1985, 1986, 1987, 1988
Brandon L. Smith	2003, 2004, 2005, 2006
Bryan A. Smith	2004
Brian L. Smith	1997, 1998, 1999, (2000)
David Smith	1991, 1992, 1993
Donald Smith	1950, 1951
Donald H. Smith	1931, 1932, 1933
Ernest J. Smith	1965, 1966, 1967
Jeffrey J. Smith	1996, 1997, 1998
J.M. Smith, Jr.	1945
Jamar Smith	2009, 2010, 2011, 2012
Michael W. Smith, Jr.	1996, 1997, 1998
Myron N. Smith	1925
Philip R. Smith	1947
Quayshun Smith	2011, 2012, 2013, 2014
Tyrell Smith	2012, 2013, 2014, 2015
A.C. Snyder, Jr.	1945
Donald J. Sokolnicki	1973, 1974
Edward Soulliere	1933
Peter J. Spadafora	1979, 1980, 1981
Matt Sparks	2012, 2013, 2014, 2015
Lewis Spaulding	1916
Herbert A. Speak	1949, 1950
Malcolm Speller	2011
Nick Speller	2010, 2011, 2012
Albert F. Spellman	1926
Lawrence H. Spidle	1964
Francis T. Spriggs	1955
Gregory Sprout	1974, 1975, 1976
William J. Sroka	1968, 1969, 1970
<b>Todd Stafford</b>	<b>2014, 2015</b>
A.J. Stanne	1945
Bernard L. Stead	1942, 1946, 1947
E.R. Steeves	1940
James Stevens (M)	(1955)
Matthew M. Stefanski	1991, 1992, 1993, 1994
H.N. Steff	1937



# UMASS FOOTBALL RECORD BOOK

## ALL-TIME LETTERWINNERS

Kent G. Stevens	1966, 1967
Peter W. Stevens	1977, 1979
Roger Gordon Stevens	1977
Dominique D. Stewart	2002, 2003, 2004, 2005
John W. Stewart	1933, 1934, 1935
Colin M. Stoetzel	2002, 2003, 2004, (2005)
Matthew J. Stolte	2004, 2005, 2006, 2007
Michael B. Stone	1979, 1980, 1981
John M. Storozuk	1941, (1942)
Jeff Strait	2010, 2011, 2012, 2013
Bruce Strange	1984
Bernard A. Street	1973
Anthony Strickland	1985
Edmund Struzziero	1945, 1946, 1948, (1949)
Jack Sturtevant	1933, 1934, (1935)
Dan Sullivan	1984, 1985, 1986
Donald C. Sullivan	1923, 1924, 1925
Eddie Sullivan	1984, 1985
J.A. Sullivan	1928
Kevin Sullivan	1977, 1978, 1979
Norman J. Sullivan	1945, 1946, 1947
Peter J. Sullivan	1961
Philip R. Surgen	1954
Terry G. Swanson	1963, 1964, 1965
William D. Sweeney	1947
David G. Swepson	1958, 1959
George S. Sylvester	1931
Leon T. Szczepucha	1962
Anthony Szurek, Jr.	1950, 1951, 1952

## T

Mark P. Tabor	1983
W.R. Tafpin	1937
James P. Talerico	1973
Julian D. Talley	2008, 2009, 2010, 2011
James A. Tamis	1997
James R. Tandler	1984, 1986, 1987
Salvator J. Tartaglione	1982
Peter J. Tasinari	1947, 1948
Frank J. Tavalacci	1968
Kerry P. Taylor	1995, 1996, 1997, (1998)
Robert L. Tedoldi	1961, 1962, 1963
Cesar Tejeda	1990, 1991, 1992
Steven Telander	1974, 1975, 1977, 1978
Chris Tenkin	1988, 1989
John A. Tero	1956, 1957
Matt Testani	2012
Antoine Tharpe	2010, 2011, 2012, 2013
Darren Thellen	2009, 2010, 2011, 2012
Robert B. Theller	1954
Eric Thimas	1990, 1991, 1992, 1993
Andrew Thomas	1985, 1986, 1987, 1988
Darryl Thomas	1993, 1994, 1995, 1997
Geoffrey E. Thomas Jr.	1995, 1996, (1997)
Jamil Thomas	1996, 1997, 1998, 1999
Jason M. Thomas	1997
Michael D. Thomas	2006
Charles Thompson	2009, 2010, 2011, 2012
David Thompson, Jr.	2003, 2004, 2005, 2006
Elmer J. Thompson	1930
Richard V. Thornton	1958, 1959
George H. Thurlow	1923, 1924, 1925
Dillon Tighe	2013
Adolph E. Tikofski	1932, 1933, 1935
Serge M. Tikum	2002, 2003, (2004), (2005)
Todd E. Tinker	1991, 1993, 1994
Christopher A. Tobiaz	1997
Michael Tobin	1987, 1988, 1989, 1990
Edward Toffey	1984, 1985, 1986
George J. Tokarczuk	1966
Thomas J. Tolman	1942
Samuel J. Tombarelli	1961, 1962, 1963
R.G. Tomchik	1945
Karl M. Tomfohrde (M)	(1929)

Edward W. Toner	1965, 1966
John Toner	1974, 1975, (1976)
Mark K. Toner	1968
Paul J. Toner	1969
William Toner	1973, 1974
Richard R. Torchia	1952
Paul Tornatore	1990, 1991
James M. Torrance	1973, 1974, 1975
Michael J. Torres	2003, 2004
Richard W. Towle	1936, 1937
Costa Toubekis	2013
Peter H. Tracy	1983, (1984)
Emil Trampusch (M)	(1934)
Michael Trifari	1986, 1987, 1988
R. Triggs	1939
Mark A. Tripucka	1971, 1972, 1974
Travis B. Tripucka	2008, 2009, 2010, 2011
Bill Trog	1948
Henry H. True	1928, 1931
Henry B. Trull	1927
Marty Trymbulak	1976, 1977
Frank E. Tudryn, Jr.	1968
Jason R. Tudryn	1992, 1993, 1994, 1995
Warren J. Tufts	1926, 1927
Matt Tuleja	2014
John Tulenko	1925
Matthew Tulley	1988, 1989, 1990, 1991
Malcolm E. Tumey	1921, 1922
Paul A. Tupa	1998, 1999, 2000, 2001
Alphonse Turcotte	1950
Roderick T. Turner	1983, 1984, 1985
Alden R. Tuttle	1927
Majette Tynes	1993
Joe Tyo	2013, 2014

## U

Sean Unterkoefer	2009
------------------	------

## V

Paul Vaccaro	1966
Robert W. Vafides	1951
Wilson A. Valente	1999, 2000
Michael T. Valentino	1993, 1994, 1995
Nick Valles	2013
John Van Buren	1974, 1975, 1976
Philip J. Vandorsea	1963, 1965
Richard H. Vara	1948
Louis Varrichione, Jr.	1955, 1957, 1958
Howard G. Verbeck	1914, 1915
Robert Verolini	1973
James Vertucci	1984, 1985, 1986, (1987)
Ronald Villone	1989, 1990, 1991
Caleb Violette	2009, 2010, 2011
Sandro Vitiello	1978, 1979
Shane M. Viveiros	2008, 2009, 2010, 2011

## W

Craig Wagner	1985, 1986, 1987, 1988
Richard A. Waite	1920
John R. Wales	1945
Louis Walk	1940
Charles E. Walkden	1926, 1927, 1928
Charles B. Walker	2003, 2004, 2006, 2007
Deion Walker	2012
Edwin L. Wallace	1973
John Wallace	2012
Scott T. Wallace	2008
Gerald W. Walls	1953, 1957, (1958)
David L. Walsh	1968
Paul Walsh	1982, 1983, 1984

Thomas C. Walz	1947
Gregory T. Ward	1999, 2000, 2001, 2002
Jake P. Ward	2002
William Ware	1973
Edward C. Warner	1940, 1941
William A. Warnock	1966, 1967, (1968)
Francis W. Warren (M)	(1925)
Richard C. Warren	1961, 1962, (1963)
Robert B. Warren	1948, 1949, 1950
Adam T. Waters	2001
Gerard M. Washington	2002
Timothy Washington	2006
Stanley Waskiewicz	1946, (1947)
Carlito Weaver	2011
Compton M. Webster	1997, 1998, 1999, 2000
Roger W. Weeks	1915, 1916
Mike Wegzyn	2012, 2013
Frederick J. Welch	1931
Rolf Wendt	1985, 1986
Carl P. Werme	1939, 1940, 1941
Paul D. Wesockes	1972
Vincent Westcarr	2010, 2011, 2012, 2013
Alec Westerlind	1977, 1978
Thomas E. Whalen	1954, 1955, 1956
Robert G. Whelchel	1962, 1963, (1964)
Austin Whipple	2014
Spofford Whitaker	1935
Brandon D. White	2008
Douglas S. White	1999, 2000, 2001, 2002
Jerard P. White	1996, 1997, 1998, 1999
Maurice F. White	1932
John M. Whittier (M)	(1922)
Clarence P. Whittle, Jr.	1916
Wallace L. Whittle	1919
Paul F. Whorf	1914
<b>Elijah Wilkinson</b>	<b>2013, 2014, 2015</b>
Gary Wilkos	1989, 1990
Alan Williams	2010, 2011, 2012
Allen Williams	1987, 1989, 1990, 1991
Anthony J. Williams	1991, 1992, 1993, 1994
Donald Williams	1914
D'Metrious Williams	2012, 2013
Hafis Williams	2012
<b>Jalen Williams</b>	<b>2014</b>
Jeremiah E. Williams	2000
Keron D. Williams	2002, 2003, 2004, 2005
Kirk Williams	1985, 1986, 1987
Moses Williams	1975, 1976, 1977
Robert Williams	2001
Shaun Williams	1995, 1996
Vaughn Williams	1988, 1989, 1990, 1991
David Williamson	1975, 1976
Robert Williamson	1985
Harold G. Williford	1958, 1959, 1960
Bruce Wills	1982
John Willis	1974, 1975, 1976, 1977
Ethan Wilson (M)	(1989), (1990), (1991)
Harold C. Wilson, Jr.	1951, 1957
Jamal Wilson	2012, 2013, 2014, 2015
Robert E. Wilson	1977, 1978
Warren A. Wilson	2008, 2009
Douglas G. Winslow	1971, 1972
Robert P. Winterhalter (M)	1947, (1948)
John W. Wofford, Jr.	1951, 1952, 1953
Steven Wojes	1977, 1978, 1979
H. Wojtasiewicz	1938
Robert Wolfe	1973, 1975
William Wolfe	1973
Darryl Chris Wood	1982, 1983, 1984, 1985
Douglas J. Wood, Jr.	1962
Harold S. Wood	1930
Russell S. Wood	1968, 1969, 1970
Stephen Wood	1975
Lorenzo Woodley	2013, 2014, 2015
D.J. Woods	2013, 2014
Ryan D. Woods	1999, 2000

# UMASS FOOTBALL RECORD BOOK

## ALL-TIME LETTERWINNERS

Steven Woodlock	1979, 1980, 1981
Brian Woodward	1986, 1987
Scott W. Woodward	2006, 2007, 2008, 2009
Dominic Wooten	2010
Richard A. Wright	1954, 1955, 1956
Matthew Wylie	2014
Jack Wynne	2014
Michael C. Wynne	1997, 1998, 1999
Stephen M. Wysocki	2001, 2002, 2003, 2004

## Y

Abe Yacteen	1982
Dimitri Yavis	1985, 1986, 1987, 1988
Brandon Yelovich	2011
Isidore O. Yergeau	1942, 1946, 1947, 1948
Thomas J. York	1967, 1968, (1969)
Donald R. Young	1968
<b>Marquis Young</b>	<b>2015</b>
Ryan Young	2010
Sean A. Young	2001, 2002, 2003, 2004
David A. Yushinsky	1973

## Z

Walter A. Zachowski	1937, 1938
Gregory Zambelli	1997
Christopher J. Zardas	2007, 2008, 2009
Robert Zawada	1975
Sam Zeff	2013, 2014
S.F. Zelazo	1937, 1938
Michael A. Ziccardi	2001, 2002, 2003
Adrian M. Zullo	1998, 1999, 2000, 2002
Frederick F. Zwisler	1924
Mark Zych	1994, 1995, 1996

(Year In Parenthesis) Indicates Captaincy

(M) Indicates Manager