

## 2009-10 RESULTS (12-20 Overall, 5-11 Atlantic 10/11th Place)

RECORD:	OVERALL	HOME	AWAY	NEUTRAL
ALL GAMES	12-20	8-6	4-11	0-3
CONFERENCE	5-11	3-5	2-6	0-0
NON-CONFERENCE	6-9	5-1	1-5	0-3
ATTENDANCE	147006	55823	76382	14807
AVERAGES	4594	3987	5092	4936

DATE	TIME	OPPONENT	TV	W/L	SCORE	ATT.	HIGH POINTS	HIGH REBS	HIGH ASTS	HIGH BLKS
Fri., Nov. 13	7:00 p.m.	at Central Florida		L	67-84	8727	Harris 15	Vinson 7	Harris 4	Bailey/Se. Carter/Gibbs 1

### Legends Classic Amherst Regional Rounds at Mullins Center

Wed., Nov. 18	7:30 p.m.	RV/RV CORNELL		L	61-74	3482	Harris 26	Se. Carter 6	Gibbs 3	Lang 1
Sat., Nov. 21	7:00 p.m.	ARKANSAS-FORT SMITH		W	94-68	2866	Gurley 21	Se. Carter 8	Gibbs 6	Se. Carter 2
Tue., Nov. 24	7:00 p.m.	ST. FRANCIS (N.Y.)		W	83-65	2411	Gurley 18	Vinson 6	Gibbs 5	Se. Carter 2

### Legends Classic Championship Rounds in Atlantic City at Boardwalk Hall

Fri., Nov. 27	5:30 p.m.	vs. Rutgers	HDNet	L	75-83	5154	Harris 22	Se. Carter 10	Correia 3	Se. Carter 2
Sat., Nov. 28	5:30/8 p.m.	vs. #2/2 Michigan State	HDNet	L	68-106	3626	Gurley 24	Se. Carter 8	Correia 3	Sa. Carter 2
Wed., Dec. 2	7:00 p.m.	QUINNIPIAC		W	62-58	2502	Harris 19	Gurley 6	Harris 6	Sa. Carter 2
Sat., Dec. 5	3:30 p.m.	at Holy Cross at DCU Center		W	84-63	2028	Harris 19	Bailey 8	Harris 6	Bailey 3
Mon., Dec. 7	7:00 p.m.	at RV/RV Seton Hall		L	68-86	5861	Gurley/Harris 15	Vinson 7	Correia 3	Bailey 2
Fri., Dec. 11	8:00 p.m.	GRAMBLING STATE		W	81-58	2421	Vinson 20	Vinson 11	Correia/Gibbs 6	Se. Carter 4
Sat., Dec. 19	6:00 p.m.	RV/RV MEMPHIS at TD Garden (Bos)ESPN2		W	73-72	8096	Vinson 21	Vinson 9	Correia/Harris 3	Se. Carter 2
Wed., Dec. 23	7:00 p.m.	at Boston College		L	67-79	6519	Gurley 23	Bailey/Gurley 10	Correia 5	Se. Carter 2
Wed., Dec. 30	7:00 p.m.	at Davidson		L	61-63	4122	Harris 21	Se. Carter 10	Correia 2	Farrell/Se. Carter 1
Wed., Jan. 6	7:00 p.m.	FORDHAM*		W	78-76	3557	Harris 21	Bailey 13	Harris 6	Vinson 3
Sat., Jan. 10	2:00 p.m.	LA SALLE* at MassMutual Center		L	74-80	4012	Riley 22	Se. Carter 7	Vinson 4	5 players with 1
Wed., Jan. 13	7:00 p.m.	at Richmond*		L (OT)	63-70	4019	Riley 20	Se. Carter 7	Correia 3	Bailey/Se. Carter 2
Sat., Jan. 16	2:00 p.m.	at #19/21 Temple*		L	64-76	4263	Gurley 20	Vinson 10	Gibbs 3	Bailey/Gibbs/Vinson 1
Wed., Jan. 20	7:00 p.m.	ST. BONAVENTURE*		L	69-70	3121	Harris 22	Bailey 6	Correia/Harris 3	Bailey 4
Sat., Jan. 23	4:00 p.m.	at #25/RV Baylor	ESPNU	L	45-71	7779	Harris 15	Vinson 12	Four players with 1	none
Wed., Jan. 27	7:00 p.m.	at Saint Joseph's*		W	87-80	4051	Harris 23	Se. Carter/Vinson 9	Se. Carter 3	Se. Carter 2
Sat., Jan. 30	6:00 p.m.	CHARLOTTE*	ESPNU	L	58-72	6003	Harris 25	Se. Carter 10	Harris 4	Se. Carter 4
Wed., Feb. 3	7:00 p.m.	RV/RV XAVIER*	CBS Reg.	L	79-87	3538	Harris 24	Se. Carter/Riley 5	Farrell 4	Se. Carter 3
Sat., Feb. 6	2:00 p.m.	at RV/RV Rhode Island*	Cox	L	85-93	7579	Harris 32	Se. Carter/Farrell 8	Farrell 4	Se. Carter 2
Thu., Feb. 11	7:00 p.m.	at Duquesne*	CSN NE/CBS Reg.W (OT)	84-80	2602	Harris 29	Se. Carter 19	Harris 6	Harris 6	Se. Carter 2
Sun., Feb. 14	4:00 p.m.	SAINT JOSEPH'S*	CBS College W	70-62	4833	Harris 27	Se. Carter 11	Correia 4	Correia 4	Vinson 3
Wed., Feb. 17	7:00 p.m.	at George Washington*		L	60-66	1646	Gurley 16	Bailey/Se. Carter/Riley 6	Harris 6	Bailey 2
Sun., Feb. 21	4:00 p.m.	SAINT LOUIS*		L	56-69	3454	Harris 23	Vinson 8	Harris 3	Sa. Carter 2
Sat., Feb. 27	7:00 p.m.	at Dayton*	CSN NE/CBS Reg. L	68-96	13435	Vinson 16	Sa.Carter/Se. Carter 6	Correia/Vinson 3	Correia/Vinson 3	Se. Carter 1
Wed., Mar. 3	7:00 p.m.	at La Salle*		L	78-89	1810	Harris 31	Sa.Carter/Se. Carter/Harris 7	Harris 5	Se. Carter 1
Sat., Mar. 6	4:00 p.m.	RHODE ISLAND*	Cox	W	69-67	5527	Harris 28	Sa.Carter/Se. Carter/Harris 7	Harris 5	Sa. Carter/Farrell 1

### Atlantic 10 Tournament

Tue., Mar. 9	7:00 p.m.	at Charlotte		W	59-56	1941	Harris 24	Bailey 8	Farrell 4	Vinson 2
Fri., Mar. 12	9:00 p.m.	vs. RV/RV Richmond (at Atl. City)CBS Reg.		L	72-77	6027	Gurley 24	Se. Carter 9	Se. Carter 3	Vinson 3

## UMASS SEASON OVERALL STATISTICS

## Player	GP	GS	Min	Avg	FG	FGA	Pct	3FG	FGA	Pct	FT	FTA	Pct	Off	Def	Tot	Avg	PF	FO	A	TO	Bk	Stl	Pts	Avg
05 HARRIS, Ricky	31	30	966	31.2	216	506	.427	68	225	.302	113	155	.729	25	82	107	3.5	71	0	91	113	3	40	613	19.8
12 GURLEY, Anthony	32	13	797	24.9	143	364	.393	39	124	.315	109	144	.757	32	102	134	4.2	44	0	33	70	2	14	434	13.6
02 VINSON, Terrell	32	32	799	25.0	109	237	.460	17	68	.250	73	103	.709	79	95	174	5.4	102	5	29	53	19	18	308	9.6
24 RILEY, Freddie	28	11	539	19.3	93	245	.380	63	181	.348	11	21	.524	10	45	55	2.0	30	0	17	22	1	11	260	9.3
23 CARTER, Sean	32	32	781	24.4	64	129	.496	0	0.000	34	72	.472	108	118	226	7.1	98	3	29	40	42	19	162	5.1	
10 FARRELL, Javorn	29	13	508	17.5	50	134	.373	6	16	.375	26	39	.667	31	73	104	3.6	85	6	42	33	8	26	132	4.6
22 CARTER, Sampson	32	7	492	15.4	45	124	.363	9	42	.214	40	52	.769	30	79	109	3.4	50	0	14	29	14	14	139	4.3
01 GIBBS, David	21	16	414	19.7	20	67	.299	7	26	.269	7	12	.583	10	27	37	1.8	28	0	50	21	3	13	54	2.6
35 BAILEY, Hashim	27	1	332	12.3	25	50	.500	0	0.000	17	50	.340	57	69	126	4.7	71	2	3	27	24	6	67	2.5	
11 CORREIA, Gary	32	5	604	18.9	24	92	.261	17	62	.274	5	10	.500	8	47	55	1.7	43	0	69	26	3	10	70	2.2
13 LANG, Trey	12	0	45	3.8	3	5	.600	0	0.000	4	6	.667	3	6	9	0.8	6	0	1	1	3	0	10	0.8	
50 HILL, Matt	24	0	165	6.9	3	21	.143	1	8	.125	6	6	1.000	15	16	31	1.3	20	0	0	3	2	4	13	0.5
04 MONGO, Lex	6	0	8	1.3	0	2	.000	0	2	.000	0	0	.000	0	0	0	0.0	2	0	2	2	0	1	0	0.0
TM TEAM.....														60	60	120	3.8	2						0	
Total.....	32				795	1976	.402	227	754	.301	445	670	.664	468	819	1287	40.2	652	16	380	446	124	176	2262	70.7
Opponents.....	32				843	1920	.439	226	613	.369	484	724	.669	396	800	1196	37.4	591	13	513	395	149	218	2396	74.9

SCORE BY PERIODS:	1st	2nd	OT	Total	DEADBALL REBOUNDS:	OFF	DEF	Total	
Massachusetts	1012	1228		22	2262	Massachusetts	110	7	117
Opponents	1117	1254		25	2396	Opponents	95	28	123

## UMASS ATLANTIC 10 STATISTICS

## Player	GP	GS	Min	Avg	FG	FGA	Pct	3FG	FGA	Pct	FT	FTA	Pct	Off	Def	Tot	Avg	PF	FO	A	TO	Bk	Stl	Pts	Avg
05 HARRIS, Ricky	16	16	525	32.8	128	291	.440	35	114	.307	59	86	.686	16	42	58	3.6	36	0	54	58	2	26	350	21.9
12 GURLEY, Anthony	16	5	391	24.4	57	171	.333	20	71	.282	42	62	.677	12	46	58	3.6	21	0	11	34	1	10	176	11.0
24 RILEY, Freddie	16	9	335	20.9	59	141	.418	39	105	.371	5	7	.714	4	27	31	1.9	22	0	12	12	1	6	162	10.1
02 VINSON, Terrell	16	16	399	24.9	57	124	.460	10	27	.370	31	44	.705	37	51	88	5.5	54	3	19	30	11	14	155	9.7
10 FARRELL, Javorn	13	10	299	23.0	28	73	.384	2	8	.250	16	23	.696	17	37	54	4.2	50	5	25	16	4	19	74	5.7
23 CARTER, Sean	16	16	416	26.0	30	63	.476	0	0.000	16	35	.457	56	63	119	7.4	51	1	17	16	22	9	76	4.8	
22 CARTER, Sampson	16	1	244	15.3	21	56	.375	4	16	.250	20	27	.741	18	38	56	3.5	26	0	8	11	7	11	66	4.1
35 BAILEY, Hashim	14	0	159	11.4	11	19	.579	0	0.000	12	27	.444	22	34	56	4.0	37	2	3	16	14	4	34	2.4	
01 GIBBS, David	7	4	110	15.7	6	16	.375	1	4	.250	3	4	.750	0	6	6	0.9	14	0	14	6	1	2	16	2.3
11 CORREIA, Gary	16	3	278	17.4	7	36	.194	5	24	.208	3	5	.600	5	19	24	1.5	20	0	31	14	3	6	22	1.4
50 HILL, Matt	12	0	85	7.1	2	10	.200	1	5	.200	4	4	1.000	9	8	17	1.4	10	0	0	1	1	1	9	0.8
13 LANG, Trey	3	0	8	2.7	0	0	.000	0	0	.000	2	2	1.000	0	1	1	0.3	1	0	0	0	1	0	2	0.7
04 MONGO, Lex	1	0	1	1.0	0	0	.000	0	0	.000	0	0	.000	0	0	0	0.0	1	0	0	1	0	0	0	0.0
TM TEAM.....														30	32	62	3.9	2						0	
Total.....	16				406	1000	.406	117	374	.313	213	326	.653	226	404	630</									

### UMass HOME GAMES Statistics (8-6 At Mullins/TD Garden/MassMutual)

##	Player	GP	GS	Min	Avg	FG	FGA	Pct	3FG	FGA	Pct	FT	FTA	Pct	Off	Def	Tot	Avg	PF	FO	A	TO	Blk	Stl	Pts	Avg
05	HARRIS, Ricky	13	13	410	31.5	98	210	.467	24	86	.279	53	76	.697	10	34	44	3.4	32	0	43	44	1	24	273	21.0
12	GURLEY, Anthony	14	6	374	26.7	55	141	.390	9	42	.214	48	67	.716	9	46	55	3.9	17	0	19	32	1	8	167	11.9
02	VINSON, Terrell	14	14	358	25.6	59	117	.504	5	27	.185	33	47	.702	35	39	74	5.3	40	1	14	16	8	10	156	11.1
24	RILEY, Freddie	12	4	224	18.7	41	102	.402	24	70	.343	6	10	.600	4	16	20	1.7	8	0	5	6	1	5	112	9.3
23	CARTER, Sean	14	14	349	24.9	29	63	.460	0	0	.000	12	30	.400	41	49	90	6.4	43	2	11	19	22	11	70	5.0
22	CARTER, Sampson	14	4	220	15.7	23	62	.371	4	22	.182	17	20	.850	15	46	61	4.4	28	0	8	13	9	4	67	4.8
10	FARRELL, Javorn	11	4	174	15.8	18	39	.462	1	7	.143	13	18	.722	8	30	38	3.5	32	2	18	9	4	14	50	4.5
35	BAILEY, Hashim	10	0	125	12.5	13	19	.684	0	0	.000	14	32	.438	22	29	51	5.1	29	1	3	10	9	3	40	4.0
11	CORREIA, Gary	14	3	257	18.4	12	40	.300	9	30	.300	1	2	.500	3	17	20	1.4	10	0	32	15	1	5	34	2.4
01	GIBBS, David	10	8	206	20.6	9	32	.281	1	7	.143	4	8	.500	3	13	16	1.6	18	0	33	9	1	8	23	2.3
Total.....		14				362	844	.429	78	298	.262	205	315	.651	188	355	543	38.8	271	6	189	179	60	95	1007	71.9
Opponents.....		14				355	833	.426	84	257	.327	184	282	.652	177	327	504	36.0	269	5	207	186	52	85	978	69.9

### UMass NON-HOME GAMES Statistics (4-14 Away From Home)

##	Player	GP	GS	Min	Avg	FG	FGA	Pct	3FG	FGA	Pct	FT	FTA	Pct	Off	Def	Tot	Avg	PF	FO	A	TO	Blk	Stl	Pts	Avg
05	HARRIS, Ricky	18	17	556	30.9	118	296	.399	44	139	.317	60	79	.759	15	48	63	3.5	39	0	48	69	2	16	340	18.9
12	GURLEY, Anthony	18	7	423	23.5	88	223	.395	30	82	.366	61	77	.792	23	56	79	4.4	27	0	14	38	1	6	267	14.8
24	RILEY, Freddie	16	7	315	19.7	52	143	.364	39	111	.351	5	11	.455	6	29	35	2.2	22	0	12	16	0	6	148	9.3
02	VINSON, Terrell	18	18	441	24.5	50	120	.417	12	41	.293	40	56	.714	44	56	100	5.6	62	4	15	37	11	8	152	8.4
23	CARTER, Sean	18	18	432	24.0	35	66	.530	0	0	.000	22	42	.524	67	69	136	7.6	55	1	18	21	20	8	92	5.1
10	FARRELL, Javorn	18	9	334	18.6	32	95	.337	5	9	.556	13	21	.619	23	43	66	3.7	53	4	24	24	4	12	82	4.6
22	CARTER, Sampson	18	3	272	15.1	22	62	.355	5	20	.250	23	32	.719	15	33	48	2.7	22	0	6	16	5	10	72	4.0
01	GIBBS, David	11	8	208	18.9	11	35	.314	6	19	.316	3	4	.750	7	14	21	1.9	10	0	17	12	2	5	31	2.8
11	CORREIA, Gary	18	2	347	19.3	12	52	.231	8	32	.250	4	8	.500	5	30	35	1.9	33	0	37	11	2	5	36	2.0
35	BAILEY, Hashim	17	1	207	12.2	12	31	.387	0	0	.000	3	18	.167	35	40	75	4.4	42	1	0	17	15	3	27	1.6
50	HILL, Matt	14	0	91	6.5	0	7	.000	0	3	.000	4	4	1.000	7	8	15	1.1	11	0	0	0	1	1	4	0.3
Total.....		18				433	1132	.383	149	456	.327	240	355	.676	280	464	744	41.3	381	10	191	267	64	81	1255	69.7
Opponents.....		18				488	1087	.449	142	356	.399	300	442	.679	219	473	692	38.4	322	8	306	209	97	133	1418	78.8

### UMass WINNING GAMES Statistics (12-0)

##	Player	GP	GS	Min	Avg	FG	FGA	Pct	3FG	FGA	Pct	FT	FTA	Pct	Off	Def	Tot	Avg	PF	FO	A	TO	Blk	Stl	Pts	Avg
05	HARRIS, Ricky	11	11	362	32.9	72	158	.456	26	75	.347	61	78	.782	10	34	44	4.0	24	0	42	41	2	13	231	21.0
12	GURLEY, Anthony	12	5	311	25.9	52	131	.397	14	41	.341	44	57	.772	10	43	53	4.4	14	0	19	26	0	6	162	13.5
02	VINSON, Terrell	12	12	308	25.7	45	90	.500	3	22	.136	29	43	.674	30	38	68	5.7	32	1	13	13	11	8	122	10.2
24	RILEY, Freddie	10	4	163	16.3	32	78	.410	23	55	.418	3	9	.333	4	15	19	1.9	14	0	3	4	0	3	90	9.0
23	CARTER, Sean	12	12	310	25.8	35	65	.538	0	0	.000	14	28	.500	43	48	91	7.6	29	0	11	19	17	8	84	7.0
22	CARTER, Sampson	12	2	168	14.0	25	51	.490	6	18	.333	14	15	.933	9	41	50	4.2	22	0	7	15	7	8	70	5.8
35	BAILEY, Hashim	8	0	86	10.8	15	19	.789	0	0	.000	5	18	.278	18	26	44	5.5	19	0	2	9	7	2	35	4.4
10	FARRELL, Javorn	11	5	197	17.9	17	40	.425	1	5	.200	10	14	.714	9	30	39	3.5	23	0	19	14	4	8	45	4.1
11	CORREIA, Gary	12	2	256	21.3	14	43	.326	12	36	.333	3	5	.600	2	25	27	2.3	14	0	31	10	1	4	43	3.6
01	GIBBS, David	8	7	169	21.1	9	25	.360	2	8	.250	3	6	.500	3	16	19	2.4	12	0	28	10	1	6	23	2.9
50	HILL, Matt	10	0	69	6.9	2	13	.154	1	4	.250	6	6	1.000	6	9	15	1.5	9	0	0	3	1	2	11	1.1
Total.....		12				321	719	.446	88	266	.331	194	282	.688	168	349	517	43.1	216	1	177	165	51	69	924	77.0
Opponents.....		12				304	765	.397	69	233	.296	128	215	.595	159	263	422	35.2	230	8	162	140	42	91	805	67.1

### UMass LOSING GAMES Statistics (0-20)

##	Player	GP	GS	Min	Avg	FG	FGA	Pct	3FG	FGA	Pct	FT	FTA	Pct	Off	Def	Tot	Avg	PF	FO	A	TO	Blk	Stl	Pts	Avg
05	HARRIS, Ricky	20	19	604	30.2	144	348	.414	42	150	.280	52	77	.675	15	48	63	3.2	47	0	49	72	1	27	382	19.1
12	GURLEY, Anthony	20	8	486	24.3	91	233	.391	25	83	.301	65	87	.747	22	59	81	4.1	30	0	14	44	2	8	272	13.6
24	RILEY, Freddie	18	7	376	20.9	61	167	.365	40	126	.317	8	12	.667	6	30	36	2.0	16	0	14	18	1	8	170	9.4
02	VINSON, Terrell	20	20	491	24.6	64	147	.435	14	46	.304	44	60	.733	49	57	106	5.3	70	4	16	40	8	10	186	9.3
10	FARRELL, Javorn	18	8	311	17.3	33	94	.351	5	11	.455	16	25	.640	22	43	65	3.6	62	6	23	19	4	18	87	4.8
23	CARTER, Sean	20	20	471	23.6	29	64	.453	0	0	.000	20	44	.455	65	70	135	6.8	69	3	18	21	25	11	78	3.9
22	CARTER, Sampson	20	5	324	16.2	20	73	.274	3	24	.125	26	37	.703	21	38	59	3.0	28	0	7	14	7	6	69	3.5
01	GIBBS, David	13	9	245	18.8	11	42	.262	5	18	.278	4	6	.667	7	11	18	1.4	16	0	22	11	2	7	31	2.4
35	BAILEY, Hashim	19	1	246	12.9	10	31	.323	0	0	.000	12	32	.375	39	43	82	4.3	52	2	1	18	17	4	32	1.7
11	CORREIA, Gary	20	3	348	17.4	10	49	.204	5	26	.192	2	5	.400	6	22	28	1.4	29	0	38	16	2	6	27	1.4
Total.....		20				474	1257	.377	139	488	.285	251	388	.647	30											

# TEAM GAME-BY-GAME STATISTICS

TEAMS	FGM-FGA	PCT.	3PM-3PA	PCT.	FTM-FTA	PCT.	OR-DR	REB	PF-D	AST	TO	BLK	STL	1H	2H	OT	PTS
UMASS	23-69	.333	12-38	.316	9-15	.600	16-22	38	23-1	13	12	3	7	35	32		67
at UCF	30-55	.545	7-12	.583	17-29	.586	11-22	44	16-0	20	16	2	6	38	46		84
Cornell (Legends)	22-53	.415	8-21	.381	22-26	.846	11-16	27	21-0	15	14	5	8	33	41		74
at UMASS	18-49	.367	4-16	.250	21-29	.724	14-23	37	23-1	7	20	1	7	28	33		61
Ark.-Fort Smith (Leg)	29-66	.439	4-17	.236	6-10	.600	12-22	34	20-1	10	13	1	6	28	40		68
at UMASS	36-66	.545	8-25	.320	14-26	.538	14-28	42	16-0	24	13	3	3	43	51		94
St. Francis (N.Y.)	23-51	.451	8-19	.421	11-20	.550	9-17	26	20-0	14	17	4	8	30	35		65
at UMASS	28-57	.491	9-19	.474	18-24	.750	13-22	35	18-0	18	13	4	5	42	41		83
vs. Rutgers (Legends)	29-52	.558	8-14	.571	17-24	.708	7-25	32	21-1	19	14	6	7	46	37		83
UMASS	24-62	.387	9-28	.321	18-27	.667	17-22	39	21-0	9	13	3	3	35	40		75
vs. #2Mich. St. (Leg)	41-70	.586	14-22	.636	10-16	.625	13-26	39	21-0	27	11	2	6	55	51		106
UMASS	21-55	.382	7-24	.292	19-25	.760	11-21	32	15-0	8	16	4	3	38	30		68
Quinnipiac	23-66	.348	3-13	.231	9-17	.529	28-18	46	18-0	11	14	4	5	29	29		58
at UMASS	21-48	.438	8-21	.381	12-17	.706	11-18	29	21-0	14	15	3	6	35	27		62
UMASS	31-62	.500	12-26	.462	10-12	.833	8-33	41	20-0	18	11	4	5	49	35		84
at Holy Cross	21-59	.356	3-8	.375	18-29	.621	10-22	32	15-0	10	7	2	5	34	29		63
UMASS	22-75	.293	9-29	.310	15-21	.714	21-27	48	25-2	12	16	5	3	19	49		68
at Seton Hall	31-69	.449	4-15	.267	20-39	.519	20-35	55	17-0	15	12	10	11	44	42		86
Grambling State	26-64	.406	4-20	.200	2-10	.200	6-24	30	20-0	16	10	3	5	25	33		58
at UMASS	32-70	.457	4-22	.182	13-21	.619	17-38	55	16-0	19	9	9	7	33	48		81
Memphis	21-58	.362	8-25	.320	22-25	.880	12-12	24	20-1	12	9	4	13	35	37		72
at UMASS (Boston)	25-50	.500	3-12	.250	20-32	.625	19-25	44	17-0	10	20	3	5	34	39		73
UMASS	25-68	.368	3-21	.143	14-24	.583	22-28	50	19-0	9	16	5	2	25	42		67
at Boston College	30-68	.441	6-17	.353	13-17	.765	11-22	33	20-1	22	6	5	9	26	53		79
UMASS	25-70	.357	3-16	.188	8-12	.667	16-28	44	19-0	6	12	2	3	29	32		61
at Davidson	21-52	.404	9-26	.346	12-17	.706	6-32	38	15-0	13	14	8	4	28	35		63
Fordham*	33-75	.440	7-18	.389	3-11	.273	15-34	49	21-2	12	15	4	6	34	42		76
at UMASS	27-71	.380	5-25	.200	19-30	.633	15-32	47	15-0	12	9	6	11	40	38		78
La Salle*	26-58	.448	5-14	.357	23-34	.676	17-30	47	18-0	15	17	6	5	30	50		80
at UMASS (Spring.)	27-64	.422	8-24	.333	12-23	.522	11-21	32	26-1	15	10	5	13	37	37		74
UMASS	23-62	.371	8-19	.421	9-10	.900	17-25	42	21-0	10	18	5	4	25	28	10	63
at Richmond*	23-62	.371	6-29	.207	18-26	.692	17-22	39	11-0	11	11	17	9	28	25	17	70
UMASS	25-63	.397	9-22	.409	5-10	.500	14-23	37	21-0	10	13	3	4	30	34		64
at #19/21 Temple*	21-50	.420	14-25	.560	20-22	.909	7-26	33	14-0	19	12	2	4	41	35		76
St. Bonaventure*	27-56	.482	1-10	.100	15-23	.652	11-29	40	19-0	17	16	5	4	30	40		70
at UMASS	27-65	.415	4-24	.167	11-15	.733	11-21	32	22-0	12	8	6	6	27	42		69
UMASS	15-62	.242	5-29	.172	10-16	.625	22-20	42	20-0	4	17	0	1	20	25		45
at #25/RV Baylor	21-46	.457	8-21	.381	21-23	.913	6-27	33	16-0	7	12	11	5	34	37		71
UMASS	30-63	.476	8-21	.381	19-25	.760	15-29	44	17-1	12	14	5	6	39	48		87
at Saint Joseph's*	31-67	.463	6-19	.316	12-20	.600	11-20	31	18-1	21	10	7	10	37	43		80
Charlotte*	21-52	.404	9-21	.429	21-30	.700	10-29	39	17-0	17	17	3	6	34	38		72
at UMASS	24-70	.343	4-28	.143	6-12	.500	17-27	44	25-1	14	17	7	8	26	32		58
Xavier*	32-54	.593	7-17	.412	16-24	.667	8-28	36	17-0	23	12	4	3	50	37		87
at UMASS	30-70	.429	7-32	.219	12-18	.667	12-20	32	19-3	11	7	4	7	33	46		79
UMASS	30-61	.492	8-19	.421	17-29	.586	17-28	45	25-1	12	21	5	5	29	56		85
at Rhode Island*	29-64	.453	8-20	.400	27-33	.818	11-24	35	25-2	20	10	6	11	46	47		93
UMASS	29-71	.408	12-26	.462	14-18	.778	23-37	60	24-0	16	22	5	7	29	43	12	84
at Duquesne*	27-69	.391	8-24	.333	18-28	.643	13-20	33	15-0	18	11	5	13	41	31	8	80
Saint Joseph's*	21-59	.356	7-26	.269	13-20	.650	11-24	35	24-0	13	12	1	8	19	43		62
at UMASS	20-57	.351	7-21	.333	23-31	.742	13-31	44	18-0	15	14	4	6	30	40		70
UMASS	18-51	.353	11-26	.423	13-23	.565	11-23	34	30-1	13	14	6	5	31	29		60
at Geo. Washington*	21-62	.339	7-16	.438	17-33	.515	26-29	55	22-1	14	14	2	5	29	37		66
Saint Louis*	25-52	.481	7-18	.389	12-15	.800	8-22	30	14-0	16	12	5	3	30	39		69
at UMASS	22-56	.393	2-11	.182	10-13	.769	12-21	33	14-0	8	12	3	6	29	27		56
UMASS	22-59	.373	6-19	.316	18-26	.692	11-19	30	21-2	8	11	1	5	31	37		68
at Dayton*	34-62	.548	13-28	.464	15-22	.682	14-30	44	22-0	25	11	3	4	43	53		96
UMASS	27-66	.409	13-39	.333	11-19	.579	18-19	37	26-1	16	17	1	10	32	46		78
at La Salle*	28-56	.500	5-14	.357	28-38	.737	15-23	38	16-0	20	16	3	9	40	49		89
Rhode Island*	26-69	.377	6-18	.333	9-17	.529	19-22	41	21-0	16	8	3	5	33	34		67
at UMASS	25-51	.490	5-18	.278	14-24	.583	9-28	37	20-0	10	12	2	5	27	42		69
UMASS	17-53	.321	7-30	.233	18-22	.818	11-28	39	14-0	9	13	3	3	31	28		59
at Charlotte (A-10)	23-62	.371	5-26	.192	5-8	.625	13-28	41	18-1	9	14	4	7	29	27		56
UMASS	26-60	.433	7-24	.292	13-21	.619	10-32	42	20-1	6	11	4	5	21	51		72
vs. Richmond (A-10)	27-62	.435	11-20	.550	12-18	.667	8-29	37	20-0	16	8	2	8	38	39		77

## POINTS-REBOUNDS-ASSISTS/BLOCKS\*

Date	Opponent	1-Gibbs	2-Vinson	5-Harris	10-Farrell	11-Correia	12-Gurley	13-Lang*	22-Sa.Carter	23-Se.Carter*	24-Riley	35-Bailey*	50-Hill*
Nov. 13	at UCF	3-2-3	4-7-2	15-3-4	9-5-2	3-2-1	14-3-0	0-0-0	3-2-1	4-5-1	12-2-0	0-2-1	0-0-0
Nov. 18	CORNELL	0-2-3	11-4-0	26-4-1	0-1-1	0-0-0	13-2-1	0-1-1	0-5-0	3-6-0	8-3-0	0-3-0	DNP
Nov. 21	vs. ARK.-FORT SMITH	0-5-6	14-2-2	18-2-1	2-4-2	3-2-4	21-3-5	1-0-0	5-7-0	13-8-2	17-1-1	INJ	0-4-1
Nov. 24	ST. FRANCIS (N.Y.)	2-1-5	13-6-0	10-3-4	3-5-3	0-1-2	18-5-2	2-1-0	13-5-1	8-3-1	12-4-0	INJ	0-0-0
Nov. 27	vs. Rutgers	11-5-0	5-5-0	22-3-2	2-0-0	0-0-3	19-6-2	DNP	4-4-0	5-10-2	6-1-1	1-2-0	DNP
Nov. 28	#2 Michigan St.	0-0-0	8-2-0	15-3-1	6-3-1	3-0-3	24-4-2	0-2-1	2-1-0	0-8-0	9-0-0	1-7-1	0-0-0
Dec. 2	QUINNIPIAC	4-2-3	4-2-1	19-3-6	0-1-0	0-0-1	15-6-1	0-1-0	11-3-2	2-5-1	3-0-0	INJ	4-2-0
Dec. 5	at Holy Cross	7-5-4	2-0-0	19-3-6	4-3-0	6-1-3	18-5-3	2-1-0	5-4-1	5-3-0	12-5-1	4-8-3	0-2-0
Dec. 7	at Seton Hall	2-2-2	12-7-0	15-5-2	8-4-1	2-2-3	15-4-0	DNP	7-2-0				

## TEAM TENDENCIES

UMass Record	Overall	A-10	UMass Record	Overall	A-10
Overall Record	12-20	5-11	Opp. player scores 30+ points	1-2	1-2
Home	8-6	3-5	Opp. player scores 25+ points	1-5	1-5
Road	4-11	2-6	Opp. player scores 20+ points	3-11	1-6
Neutral	0-3	0-0			
			Opponents score 60+ points	9-20	5-11
White Uniforms	7-7	2-3	Opponents score 70+ points	4-17	2-9
Maroon Uniforms	4-11	2-6	Opponents score 80+ points	2-9	2-5
Throwback Uniforms	1-2	0-2	Opponents score 90+ points	0-3	0-2

Leading at the half	9-3	3-4	In November	2-4	
Trailing at the half	3-17	2-9	In December	4-3	
Tied at half	0-0	0-0	In January	2-6	2-5
Leading with 5:00 to play	9-0	4-0	In February	2-5	2-5
Trailing with 5:00 to play	2-20	0-11	In March	2-2	1-1

In overtime games	1-1	1-1	Wire-To-Wire Wins	2 (SFC, HC)	
			Wire-To-Wire Losses	4 (S.Hall, BC, Temple, Rich)	

Shooting 50% or better	3-0	0-0			
Shooting below 50%	9-20	5-11			
Shooting 40% or better	9-6	3-5			
Shooting below 40%	3-14	2-6			

Opponent shooting 50% or better	0-6	0-3			
Opponent shooting below 50%	10-14	5-8			
Opponent shooting 40% or better	5-18	2-9			
Opponent shooting below 40%	7-2	3-2			

Shoot higher FG% than opponent	9-2	3-2			
Shoot lower FG% than opponent	3-17	2-8			
Field Goal Pct. is even	0-1	0-1			

Shooting more field goal attempts	5-12	2-7			
Shooting fewer field goal attempts	6-6	3-3			

Shooting more free throws made	9-4	4-1			
Shooting fewer free throws made	3-16	1-10			

Outrebounding opponent	8-11	3-5			
Outrebounded by opponent	4-9	2-6			

More turnovers than opponent	7-11	4-4			
Fewer turnovers than opponent	4-5	1-3			
Turnovers even	1-4	0-4			

More fouls than opponent	3-14	1-9			
Fewer fouls than opponent	9-5	4-1			
Zero UMass players foul out	10-7	4-1			
1+ UMass players foul out	1-11	1-7			

Scoring more bench points	9-11	4-5			
Scoring fewer bench points	3-8	1-6			

Games decided by 3 or less	4-2	2-1			
Games decided by 6 points or less	6-5	3-3			
Games decided by 10 points or less	8-9	5-5			
Games decided by 4 to 8	4-7	3-5			
Games decided by 9 to 12	0-4	0-3			
Games decided by 13 to 19	1-4	0-1			
Games decided by 20 or more	3-3	0-1			

vs. Top 10 opponent	0-1	0-0			
vs. Top 25 opponent	0-3	0-1			
vs. Team with winning record	6-15	2-8			
vs. Team with .500 record	0-3	0-2			
vs. Team with losing record	6-2	3-1			

Player scores 30+ points	0-2	0-2			
Player scores 25+ points	3-4	3-3			
Player scores 20+ points	8-15	4-9			

UMass scores 60+ points	11-17	5-9			
UMass scores 70+ points	9-6	4-4			
UMass scores 80+ points	6-1	2-1			
UMass scores 90+ points	1-0	0-0			

## GAME LEADERS

UMass Top Scorer (includes ties)	PTS	Off	Ts	Ch.	PTS	PTS	TIED	Changes
Ricky Harris	20	9	11	(5-6)				
Anthony Gurley	8	2	6	(0-2)				
Terrell Vinson	3	2	1	(0-1)				
Freddie Riley	2	0	2	(0-2)				

## UMass Top Rebounder (includes ties)

Sean Carter	22	(5-17)	(4-8)
Terrell Vinson	9	(4-5)	(1-2)
Hashim Bailey	6	(3-3)	(1-2)
Sampson Carter	3	(0-2)	(1-2)
Anthony Gurley	2	(1-1)	
Freddie Riley	2	(0-2)	(0-2)
Ricky Harris	2	(1-1)	(1-1)
Javorn Farrell	1	(0-1)	(0-1)

## UMass Top Assist Player (includes ties)

Ricky Harris	13	(6-7)	(3-5)
Gary Correia	11	(3-8)	(1-3)
David Gibbs	6	(3-3)	(0-1)
Terrell Vinson	4	(1-3)	(1-2)
Javorn Farrell	4	(1-3)	(0-2)
Sean Carter	2	(1-1)	(1-0)

## UMASS' LARGEST ...

LEAD
Overall: 27 (69-42 at 5:56/2nd vs. Grambling State, 12/11/09)

DEFICIT
Overall: -46 (106-60 at 2:14/2nd - vs. Michigan State, 11/28/09)

MARGIN OF VICTORY
Overall: +26 vs. Arkansas-Fort Smith, 11/21/09

MARGIN OF DEFEAT
Overall: -38 (106-68 - vs. Michigan St., 11/28/09)

DEFICIT IN VICTORY
Overall: -16 (3 times, last 50-34 at 17:24/2nd, at Duquesne, 2/11/10)

LEAD IN DEFEAT
Overall: 10 (33-23 at 3:56/1st - vs. La Salle, 1/10/10)

HALFTIME LEAD
Overall: +15 (43-28 vs. Arkansas-Fort Smith, 11/21/09) & (49-34 at Holy Cross, 12/5/09)

HALFTIME DEFICIT
Overall: -25 (44-19 - at Seton Hall, 12/7/09)

HOME CROWD
At Mullins: 6,003 (Charlotte, 1/30/10)
In Boston: 8,096 (Memphis, 12/19/09)

ROAD CROWD
Overall: 13,435 (at Dayton, 2/27/10)

## SPECIALITY STATISTICS

TEAMS	PTS In PAINT	PTS off Ts	2nd F. Break Ch.	PTS	BENCH SCORE	LEAD	LARGEST LEAD
	PTS	PTS	PTS	PTS	TIED	Changes	
UMASS	20	14	9	0	38	3	7
at UCF	38	14	13	6	24		+7 (7:46/1st)
Cornell (Leg.)	20	25	13	4	31	1	2
at UMASS	26	16	9	2	21		+18 (0:26/2nd)
Ark-Fort Smith (Leg.)	40	10	13	13	13	2	4
at UMASS	54	19	16	17	44		+13 (0:30/2nd)
St. Francis (N.Y.)	28	19	9	8	24	0	0
at UMASS	38	11	15	6	37		+4 (18:56/1st)
vs. Rutgers (Leg.)	32	18	11	4	28	3	2
UMASS	28	19	15	6	28		+4 (11:32/1st)
vs. Mich. State (Leg.)	44	28	21	14	52	2	2
UMASS	24	14	8	6	20		+26 (0:22/2nd)
Quinnipiac	18	9	21	2	15	3	3
at UMASS	24	19	14	0	18		none
UMASS	39	5	10	17	33	1	0
at Holy Cross	30	10	6	2	6		+19 (1:01/2nd)
UMASS	22	5	15	8	24	2	0
at Seton Hall	36	20	16	18	19		none
Grambling State	30	12	4	6	21	6	10
at UMASS	56	15	28	10	29		+35 (11:31/2nd)
Memphis	16	24	4	8	16	13	18
UMASS (Boston)	40	17	21	4	15		+2 (13:55/1st)
UMASS	40	5	21	5	14	6	0
at Boston College	38	16	8	10	8		+27 (5:56/2nd)
UMASS	40	14	9	4	27	6	11
at Davidson	19	7	4	7	18		+7 (12:35/1st)
Fordham*	40	7	22	6	9	5	4
at UMASS	40	17	24	14	23		+7 (12:00/2nd)
La Salle*	30	8	19	6	15	7	10
at UMASS (Spr.)	36	18	8	8	31		none
UMASS	24	11	10	5	36	6	7
at Richmond*	20	14	7	0	15		+12 (10:03/2nd)
UMASS	28	8	10	8	19	0	0
at Temple*	12	23	8	4	9		+6 (7:40/1st)
St. Bonaventure*	38	10	20	12	12	8	8
at UMASS	38	14	13	6	19		+9 (4:48/2nd)
UMASS	14	9	6	0	11	1	2
at Baylor	15	13	9	9	6		+5 (13:52/1st)
UMASS	44	19	20	11	38	5	7
at Saint Joseph's*	38	22	13	8	22		+13 (10:27/2nd)
Charlotte*	12	15	10	14	18	1	5
at UMASS	38	16	13	12	17		+12 (4:05/1st)
Xavier*	46	12	8	10	12	8	10
at UMASS	40	22	17	9	20		+6 (6:26/2nd)
UMASS	40	11	24	4	19	3	4
at Rhode Island*	30	19	14	16	39		+3 (15:48/1st)
UMASS	26	15	20	22	29	5	5
at Duquesne*	32	21	12	10	9		+17 (0:06/1st)
Saint Joseph's*	26	13	4	8	8	1	3
at UMASS	16	10	6	2	18		+3 (15:53/1st)
UMASS	12	14	12	6	20	5	19
at Geo. Washington*	18	9	26	4	21		+2 (16:42/1st)
Saint Louis*	26	10	14	0	11	7	3
at UMASS	32	8	9	2	6		+24 (9:55/2nd)
UMASS	24	11	10	9	22	2	1
at Dayton*	34	12	13	28	48		+5 (16:32/1st)
UMASS	24	23	21	12	17	3	1
at La Salle*	38	22	6	14	18		+13 (10:49/2nd)
Rhode Island*	28	9	9	8	15	9	8
at UMASS	38	0	11	4	6		+9 (9:21/2nd)
UMASS	20	18	10	12	14	10	9
at Charlotte (A-10)	30	8	10	8	26		+3 (1:46/2nd)
UMASS	34	11	9	6	28	0	0
vs. Richmond (A-10)	28	11	7	10	22		+7 (10:52/1st)

## UMASS &amp; OPPONENT MARGINS

	1	2	3	4	5	6	7	8	9	10	11	12	13	15	17	18	21	23	26	28	38
UMass	1	2	1	2			1	1								1	1	1	1		
Opponents	1	1		1	2	1	3		3	1	1	1		1	1					1	1

## SEASON SUPERLATIVES

### Massachusetts - GAME HIGHS

POINTS	94	ARKANSAS-FORT SMITH (11/21/09)
	87	at Saint Joseph's (01/27/10)
	85	at Rhode Island (2/6/10)
FIELD GOALS MADE	36	ARKANSAS-FORT SMITH (11/21/09)
FIELD GOAL ATTEMPTS	75	at Seton Hall (12/07/09)
FIELD GOAL PERCENTAGE	.545 (36-66)	ARKANSAS-FORT SMITH (11/21/09)
3 PT FIELD GOALS MADE	13	at La Salle (3-3-10)
3 PT FG ATTEMPTS	39	at La Salle (3-3-10)
3 PT FG PERCENTAGE	.474 (9-19)	ST. FRANCIS (N.Y.) (11/24/09)
FREE THROWS MADE	23	SAINT JOSEPH'S (02/14/10)
FREE THROW ATTEMPTS	32	MEMPHIS (12/19/09)
FREE THROW PERCENTAGE	.900 (9-10)	at RICHMOND (1/13/10)
REBOUNDS	60	at Duquesne (2/11/10)
ASSISTS	24	ARKANSAS-FORT SMITH (11/21/09)
STEALS	13	LA SALLE (01/10/10)
BLOCKED SHOTS	9	GRAMBLING (12/11/09)
TURNOVERS	22	at Duquesne (2/11/10)
FOULS	30	at George Washington (2/17/10)

### Opponent - GAME HIGHS

POINTS	106	vs Michigan State (11/28/09)
	96	at Dayton (2/27/10)
	93	at Rhode Island (2/6/10)
FIELD GOALS MADE	41	vs Michigan State (11/28/09)
FIELD GOAL ATTEMPTS	75	FORDHAM (01/06/10)
FIELD GOAL PERCENTAGE	.593 (32-54)	XAVIER (02/03/10)
3 PT FIELD GOALS MADE	14	at Temple (1/16/10)
	14	vs Michigan State (11/28/09)
3 PT FG ATTEMPTS	29	at RICHMOND (1/13/10)
3 PT FG PERCENTAGE	.636 (14-22)	vs Michigan State (11/28/09)
FREE THROWS MADE	28	at La Salle (3-3-10)
FREE THROW ATTEMPTS	39	at Seton Hall (12/07/09)
FREE THROW PERCENTAGE	.913 (21-23)	at Baylor (01/23/10)
REBOUNDS	55	at George Washington (2/17/10)
	55	at Seton Hall (12/07/09)
ASSISTS	27	vs Michigan State (11/28/09)
STEALS	13	at Duquesne (2/11/10)
	13	MEMPHIS (12/19/09)
BLOCKED SHOTS	17	at RICHMOND (1/13/10)
TURNOVERS	17	CHARLOTTE (01/30/10)
	17	LA SALLE (01/10/10)
	17	ST. FRANCIS (N.Y.) (11/24/09)
FOULS	25	at Rhode Island (2/6/10)

### UMASS INDIVIDUAL HIGHS

Points	32	HARRIS, Ricky at Rhode Island (2/6/10)
	31	HARRIS, Ricky at La Salle (3-3-10)
	29	HARRIS, Ricky at Duquesne (2/11/10)
Field Goals Made	11	HARRIS, Ricky at La Salle (3-3-10)
	11	HARRIS, Ricky vs Xavier (02/03/10)
	11	HARRIS, Ricky vs Charlotte (01/30/10)
Field Goal Att.	26	HARRIS, Ricky at La Salle (3-3-10)
FG Pct (min 5 made)	.778 (7-9)	HARRIS, Ricky vs Quinnipiac (12/02/09)
3-Point FG Made	8	HARRIS, Ricky at La Salle (3-3-10)
3-Point FG Att.	19	HARRIS, Ricky at La Salle (3-3-10)
3-Pt FG Pct (min 4 made)	.800 (4-5)	GURLEY, Anthony vs Richmond (3/12/10)
	.800 (4-5)	GURLEY, Anthony at Rhode Island (2/6/10)
Free Throws Made	11	HARRIS, Ricky at Charlotte (03/09/10)
Free Throw Att.	13	HARRIS, Ricky vs Saint Joseph's (02/14/10)
FT Pct (min 4 made)	1.000 (6-6)	VINSON, Terrell vs St. Francis (N.Y.) (11/24/09)
	1.000 (4-4)	GURLEY, Anthony at Dayton (2/27/10)
	1.000 (4-4)	HARRIS, Ricky at Duquesne (2/11/10)
	1.000 (4-4)	HILL, Matt at Saint Joseph's (01/27/10)
	1.000 (4-4)	VINSON, Terrell vs Michigan State (11/28/09)
	1.000 (4-4)	CARTER, Sampson vs St. Francis (N.Y.) (11/24/09)
	1.000 (4-4)	VINSON, Terrell vs Cornell (11/18/09)
Rebounds	19	CARTER, Sean at Duquesne (2/11/10)
Assists	6	HARRIS, Ricky at George Washington (2/17/10)
	6	HARRIS, Ricky at Duquesne (2/11/10)
	6	HARRIS, Ricky vs Fordham (01/06/10)
	6	GIBBS, David vs Grambling (12/11/09)
	6	CORREIA, Gary vs Grambling (12/11/09)
	6	HARRIS, Ricky vs Holy Cross (12/05/09)
	6	HARRIS, Ricky vs Quinnipiac (12/02/09)
	6	GIBBS, David vs Arkansas-Fort Smith (11/21/09)
Steals	4	FARRELL, Javorn vs Charlotte (01/30/10)
	4	HARRIS, Ricky vs Fordham (01/06/10)
Blocked Shots	4	CARTER, Sean vs Charlotte (01/30/10)
	4	BAILEY, Hashim vs St. Bonaventure (01/20/10)
	4	CARTER, Sean vs Grambling (12/11/09)
Turnovers	7	HARRIS, Ricky at Boston College (12-23-09)

### Massachusetts - GAME LOWS

POINTS	45	at Baylor (01/23/10)
	56	SAINT LOUIS (02/21/10)
FIELD GOALS MADE	15	at Baylor (01/23/10)
FIELD GOAL ATTEMPTS	48	QUINNIPIAC (12/02/09)
FIELD GOAL PERCENTAGE	.242 (15-62)	at Baylor (01/23/10)
3 PT FIELD GOALS MADE	2	SAINT LOUIS (02/21/10)
3 PT FG ATTEMPTS	11	SAINT LOUIS (02/21/10)
3 PT FG PERCENTAGE	.143 (3-21)	at Boston College (12-23-09)
	.143 (4-28)	CHARLOTTE (01/30/10)
FREE THROWS MADE	5	at Temple (1/16/10)
FREE THROW ATTEMPTS	10	at RICHMOND (1/13/10)
	10	at Temple (1/16/10)
FREE THROW PERCENTAGE	.500 (5-10)	at Temple (1/16/10)
	.500 (6-12)	CHARLOTTE (01/30/10)
REBOUNDS	29	QUINNIPIAC (12/02/09)
ASSISTS	4	at Baylor (01/23/10)
STEALS	1	at Baylor (01/23/10)
BLOCKED SHOTS	0	at Baylor (01/23/10)
TURNOVERS	7	XAVIER (02/03/10)
FOULS	14	SAINT LOUIS (02/21/10)
	14	at Charlotte (03/09/10)

### Opponent - GAME LOWS

POINTS	56	at Charlotte (03/09/10)
	58	QUINNIPIAC (12/02/09)
	58	GRAMBLING (12/11/09)
FIELD GOALS MADE	21	8X, last at G. Washington (2/17/10)
FIELD GOAL ATTEMPTS	46	at Baylor (01/23/10)
FIELD GOAL PERCENTAGE	.339 (21-62)	at George Washington (2/17/10)
3 PT FIELD GOALS MADE	1	ST. BONAVENTURE (01/20/10)
3 PT FG ATTEMPTS	8	vs Holy Cross (12/05/09)
3 PT FG PERCENTAGE	.100 (1-10)	ST. BONAVENTURE (01/20/10)
FREE THROWS MADE	2	GRAMBLING (12/11/09)
FREE THROW ATTEMPTS	8	at Charlotte (03/09/10)
FREE THROW PERCENTAGE	.200 (2-10)	GRAMBLING (12/11/09)
REBOUNDS	24	MEMPHIS (12/19/09)
ASSISTS	7	at Baylor (01/23/10)
STEALS	3	XAVIER (02/03/10)
	3	SAINT LOUIS (02/21/10)
BLOCKED SHOTS	1	ARKANSAS-FORT SMITH (11/21/09)
	1	SAINT JOSEPH'S (02/14/10)
TURNOVERS	6	at Boston College (12-23-09)
FOULS	11	at RICHMOND (1/13/10)

### OPPONENT INDIVIDUAL HIGHS

Points	34	GREEN, Derrio vs Charlotte (01/30/10)
	31	BUTLER, Brenton vs Fordham (01/06/10)
	30	GREEN, Rodney at La Salle (3-3-10)
Field Goals Made	12	BUTLER, Brenton vs Fordham (01/06/10)
Field Goal Att.	23	BUTLER, Brenton vs Fordham (01/06/10)
FG Pct (min 5 made)	.875 (7-8)	ULMER, Lamonte at Rhode Island (2/6/10)
3-Point FG Made	8	GREEN, Derrio vs Charlotte (01/30/10)
3-Point FG Att.	16	GREEN, Derrio vs Charlotte (01/30/10)
3-Pt FG Pct (min 4 made)	.857 (6-7)	SOSA, Isaac at UCF (11/13/09)
Free Throws Made	13	GREEN, Rodney at La Salle (3-3-10)
	13	Udoh, Ekpe at Baylor (01/23/10)
Free Throw Att.	16	GREEN, Rodney at La Salle (3-3-10)
FT Pct (min 4 made)	1.000 (8-8)	JAMES, Delroy at Rhode Island (2/6/10)
	1.000 (8-8)	GREEN, Derrio vs Charlotte (01/30/10)
	1.000 (7-7)	WILLIAMS, Elliot vs Memphis (12/19/09)
Rebounds	15	POPE, Herb at Seton Hall (12/07/09)
Assists	12	GREEN, Rodney vs La Salle (01/10/10)
Steals	6	WILLIAMSON, Garrett at Saint Joseph's (01/27/10)
Blocked Shots	14	GARRETT, Darrius at RICHMOND (1/13/10)
Turnovers	6	TWYMAN, Deontay vs Quinnipiac (12/02/09)
	6	BENNETT, Akeem vs St. Francis (N.Y.) (11/24/09)
Fouls	5	DEWHURST, Charles at Charlotte (03/09/10)
	5	HOLLIS, Damian at George Washington (2/17/10)
	5	JONES, Marquis at Rhode Island (2/6/10)
	5	MEJIA, Stevie at Rhode Island (2/6/10)
	5	GOVENS, Darrin at Saint Joseph's (01/27/10)
	5	ALIHODZIC, Fahro vs Fordham (01/06/10)
	5	GREEN, Jacob vs Fordham (01/06/10)
	5	Elmore, Dallas at Boston College (12-23-09)
	5	COLEMAN, Will vs Memphis (12/19/09)
	5	R.J. Evans vs Holy Cross (12/05/09)
	5	ECHENIQUE, Gregory vs RUTGERS (11/27/09)
	5	Dean Neville vs Arkansas-Fort Smith (11/21/09)
	5	Josh Simmons vs Arkansas-Fort Smith (11/21/09)

**TOP PERFORMANCES****POINTS**

Player	Points	Opponent
Ricky Harris	32	at Rhode Island (2/6/10)
Ricky Harris	31	at La Salle (3/3/10)
Ricky Harris	29	at Duquesne (2/11/10)
Ricky Harris	28	Rhode Island (3/6/10)
Ricky Harris	27	Saint Joseph's (2/14/10)
Ricky Harris	26	Cornell (11/18/09)
Ricky Harris	25	Charlotte (1/30/10)
Anthony Gurley	24	vs. Richmond (3/12/10)
Ricky Harris	24	at Charlotte (3/9/10)
Ricky Harris	24	Xavier (2/3/10)
Anthony Gurley	24	vs. #2 Michigan State (11/28/09)
Ricky Harris	23	Saint Louis (2/21/10)
Ricky Harris	23	at Saint Joseph's (1/27/10)
Anthony Gurley	23	at Boston College (12/23/09)

**REBOUNDS**

Player	Rebounds	Opponent
Sean Carter	19	at Duquesne (2/11/10)
Hashim Bailey	13	Fordham (1/6/10)
Terrell Vinson	12	at Baylor (1/23/10)
Sean Carter	11	Saint Joseph's (2/14/10)
Hashim Bailey	11	at Baylor (1/23/10)
Terrell Vinson	11	Grambling State (12/11/09)
Terrell Vinson	10	at Temple (1/16/10)
Sean Carter	10	Charlotte (1/30/10), at Davidson (12/30/09) vs. Rutgers (11/27/09)
Anthony Gurley	10	at Boston College (12/23/09)
Hashim Bailey	10	at Boston College (12/23/09)
Javorn Farrell	10	Grambling State (12/11/09)

**ASSISTS**

Player	Assists	Opponent
Ricky Harris	6	at Geo. Washington (2/17/10), at Duquesne (2/11/10)
Ricky Harris	6	Fordham (1/6/10), at H. Cross (12/5/09) Quinnipiac (12/2/09)
Gary Correia	6	Grambling State (12/11/09)
David Gibbs	6	Grambling (12/11/09) & Ark.-Fort Smith (11/21/09)

**STEALS**

Player	Steals	Opponent
Javorn Farrell	4	Charlotte (1/30/10)
Ricky Harris	4	Fordham (1/6/10)

**RECORDS WITH LINE-UPS**

PF Sa. Carter	SF Vinson	C Se. Carter	G Harris	PG Gibbs	2-4	at UCF (11/13), Cornell (11/18), Arkansas-Fort Smith (11/21), St. Francis N.Y. (11/24), vs. Rutgers (11/27), at Baylor (1/23)
PF Se. Carter	SF Vinson	C Bailey	G Gurley	PG Harris	0-1	vs. Michigan State (11/28)
PF Vinson	SF Gibbs	C Se. Carter	G Gurley	PG Harris	4-4	Quinnipiac (12/2), at Holy Cross (12/5), at Seton Hall (12/7), Grambling State (12/11), Memphis (12/19), at Boston College (12/23), at Temple (1/16), St. Bonaventure (1/20)
PF Vinson	SF Farrell	C Se. Carter	G Gurley	PG Harris	0-1	Davidson (12/30)
PF Vinson	SF Gurley	C Se. Carter	G Harris	PG Correia	1-2	Fordham (1/6), La Salle (1/10), at Richmond (1/13)
PF Vinson	SF Farrell	C Se. Carter	G Harris	PG Gibbs	1-1	at Saint Joseph's (1/27), Charlotte (1/30)
PF Vinson	SF Farrell	C Se. Carter	G Riley	PG Harris	4-6	Xavier (2/3), at Rhode Island (2/6), at Duquesne (2/11), Saint Joseph's (2/14), at George Washington (2/17), at Dayton (2/27), at La Salle (3/3), Rhode Island (3/6) at Charlotte (3/9), vs. Richmond (3/12)
PF Vinson	SF Sa. Carter	C Se. Carter	G Riley	PG Harris	0-1	Saint Louis (2/21)

**BLOCKS**

Player	Blocks	Opponent
Hashim Bailey	4	St. Bonaventure (1/20/10)
Sean Carter	4	Grambling State (12/11/09) & Charlotte (1/30/10)

**DOUBLE-DOUBLES**

Player	Stats	Opponent
Sean Carter (1)	11 pts, 19 reb	at Duquesne (2/11/10)
Terrell Vinson (2)	14 pts, 12 reb	at Baylor (1/23/10)
Anthony Gurley (1)	23 pts, 10 reb	at Boston College (12/23/09)
Terrell Vinson (1)	20 pts, 11 reb	Grambling State (12/11/09)

**DUNKS**

Player	No.	Last
Sean Carter	27	2 at Charlotte (3/9/10)
Anthony Gurley	2	at Boston College (12/23/09)
Ricky Harris	2	St. Francis N.Y. (11/24/09)
Sampson Carter	2	Fordham (1/6/10)
Freddie Riley	2	St. Bonaventure (1/20/10)
Terrell Vinson	2	at La Salle (3/3/10)
Hashim Bailey	1	Fordham (1/6/10)
David Gibbs	1	Grambling State (12/11/09)
Javorn Farrell	1	Xavier (2/3/10)
UMass Team	40	

**CHARGES TAKEN**

Player	No.	Last
Hashim Bailey	6	Saint Louis (2/21/10)
Sampson Carter	4	Saint Louis (2/21/10)
Ricky Harris	4	at La Salle (3/3/10)
Terrell Vinson	2	at George Washington (2/17/10)
Sean Carter	1	at Charlotte (3/9/10)
Anthony Gurley	1	Quinnipiac (12/2/09)
UMass Team	19	

**5-SECOND CALLS TAKEN**

Gary Correia	1	Charlotte (1/30/10)
Freddie Riley	1	at Temple (1/16/10)

**4-POINT PLAYS**

None	0
------	---

## UMass THE LAST TIME...

Category	UMass	Opponent
Scored 30 Points	31, <b>Ricky Harris, at La Salle, 3/3/10</b>	30 <b>Rodney Green, at La Salle, 3/3/10</b>
Scored 40 Points	41, Billy Tindall vs. Vermont, 2/10/68	41, David Hawkins, Temple, 3/3/04
Scored 20 Points In A Half	20 ( <b>2nd H</b> ), <b>Ricky Harris at Duquesne, 2/11/10</b>	21 ( <b>1st half</b> ), <b>Derrio Green, Charlotte, 1/30/10</b>
Scored 25 Points In A Half	26, Ricky Harris at Saint Joseph's, 1/23/08 (last, Travieso in '96)	25, Terrance Stansbury, Temple, 3/2/85
Two Players Scored 20 Points	<b>at Duquesne, 2/11/10</b> ( <b>Ricky Harris 29, Anthony Gurley 20</b> )	<b>at Baylor, 1/23/10</b> ( <b>Tweety Carter 23, Ekpe Udoh 23</b> )
Two Players Scored 20 Points In Back-To-Back Games	George Washington, 1/10/07 & Temple, 1/13/07 (Lasme 23, Freeman 21) & (Lasme 21, Freeman 21)	at Vanderbilt (1/5/08) & Saint Joseph's (1/9/08) (Shan Foster 32, A.J. Ogilvy 25) & (Ahmad Nivins 31, Pat Calathes 21)
Three Players Scored 20 Points	at Rhode Island, 2/21/08 (Etienne Brower 26, Gary Forbes 23, Chris Lowe 21)	at Syracuse, 11/28/07 (Eric Devendorf 23, Donte Greene 20, Arinze Onuaku 20, Jonny Flynn 20)
Two Players Scored 25 Points	Wis.-Green Bay, 11/17/07 (Etienne Brower 25, Gary Forbes 25)	at La Salle, 3/1/09 (Rodney Green 30, Darryl Partin 30)
Six Players Scored 10 Points	7 at Jacksonville State, 11/25/06 (Gary Forbes 20, Rashawn Freeman 18, Stephane Lasme 11, James Life 11, Chris Lowe, 10, Dante Milligan 10, B.Thomas 10)	<b>6 at Dayton, 2/27/10</b> ( <b>Mickey Perry 15, Chris Wright 14, Rob Lwery 13, Chris Johnson 11, Marcus Johnson 11, Devin Searcy 10</b> )
Five Players Scored 10 Points	5, <b>St. Francis (N.Y.), 11/24/09</b> ( <b>Anthony Gurley 18, Terrell Vinson 13, Sampson Carter 13, Freddie Riley 12, Ricky Harris 10</b> )	5, <b>Richmond, 3/12/10</b> ( <b>David Gonzalvez 15, Ryan Butler 14, Kevin Smith 14, Justin Harper 13, Kevin Anderson 13</b> )
Had 15 Rebounds	19, <b>Sean Carter at Duquesne, 2/11/10</b>	15, <b>Herb Pope, at Seton Hall, 12/7/09</b>
Had 20 Rebounds	27, Jim Town vs. Boston College, 12/12/76	20, Yinka Dare, George Washington, 2/27/94
Had 10 Offensive Rebounds	11, <b>Sean Carter at Duquesne, 2/11/10</b>	10, Keith Butler, Temple, 3/3/04
Had 10 Defensive Rebounds	10, <b>Javorn Farrell, 12/11/09 vs. Grambling State</b>	11, <b>Chris Gaston, Fordham, 1/6/10</b>
Two Players Had 10 Rebounds	<b>at Baylor, 1/23/10 (Terrell Vinson 12, Hashim Bailey 11)</b>	<b>at Richmond, 1/13/10 (Darius Garrett 13, Justin Harper 11)</b>
Three Players Had 10 Rebounds	La Salle, 3/5/08 (Gary Forbes 11, Tony Gaffney 10, Chris Lowe 10)	at Saint Joseph's, 1/23/08 (last, Holy Cross, 12/11/76) (Rob Ferguson 12, Ahmad Nivins 12, Pat Calathes 10)
Guard Had 10 Rebounds	10, <b>Anthony Gurley at Boston College, 12/23/09</b>	13, Melquan Bolding, vs. Duquesne, 3/11/09
Had A Triple Double	Chris Lowe vs. La Salle, 3/5/08 (14 points, 10 rebounds, 14 assists)	N/A
Had A Double-Double In A Half	Tony Gaffney, at Memphis 11/17/08 (12 points, 10 reb., 2ndH)	<b>Herb Pope, at Seton Hall, 12/7/09 (16 points, 10 reb., 1st H)</b>
Two Players Had Double Doubles	La Salle, 3/5/08 (Chris Lowe 14 pts, 10 reb, 14 assists; Gary Forbes 26 points, 11 rebounds)	vs. Florida, 4/1/08 (Mareesse Speights 16 points, 10 rebounds; Dan Werner 11 points, 10 rebounds)
Three Players Had Double Doubles	vs. Xavier, 2/20/99	at Syracuse, 11/28/07 (A. Onuaku 20 pts, 10 reb; P. Harris 13 pts, 11 reb; Jonny Flynn 20 pts, 12 ast)
Had A Four-Point Play	Anthony Gurley, vs. La Salle, 1/24/09	Eric Evans, vs. Duquesne, 3/11/09
Made 15 Field Goals	15, Lou Roe at Holy Cross, 12/11/93	16, Chris Brooks, West Virginia, 2/12/91
Attempted 25 Field Goals	26, <b>Ricky Harris at La Salle, 3/3/10</b>	27, Leemire Goldwire, Charlotte, 1/19/08
Shot .750 From The Field (min. 10 att.)	.786 (11-14), Dante Milligan vs. Stephen F. Austin, 3/18/08	.800 (8-10), <b>Raymar Morgan, vs. Michigan State, 11/28/09</b>
Made 15 Free Throws	17, Lou Roe vs. Duquesne, 3/2/94	15, Jameer Nelson, Saint Joseph's, 3/8/03
Attempted 20 Free Throws	23, Lou Roe vs. Duquesne, 3/2/94	20, Jameer Nelson, Saint Joseph's, 3/8/03
Shot 1.000 From The Line (min. 10 att.)	1.000 (14-14), Stephane Lasme, vs. Duquesne, 3/5/05	1.000 (10-10), Mark Tyndale at Temple, 2/10/08
Made Seven Three-Pointers	8, <b>Ricky Harris at La Salle, 3/3/10 (School Record)</b>	8, <b>Derrio Green, Charlotte, 1/30/10</b>
Attempted 15 Three-Pointers	19, <b>Ricky Harris at La Salle, 3/3/10</b>	16, <b>Derrio Green, Charlotte, 1/30/10</b>
Shot .750 From 3-Point (min. 5 att.)	.833 (5-6) Etienne Brower at Richmond, 3/1/08	.857 (5-6), Robert Hite, Miami, 12/12/04
Had 10 Assists	11, Chris Lowe, Duquesne, 2/25/09	12, <b>Rodney Green, La Salle, 1/10/10</b>
Had 15 Assists	15, Carl Smith vs. Duquesne, 1/23/86	—
Had Nine Blocks	9, Tony Gaffney, Boston College, 12/6/08	14, <b>Darius Garrett, at Richmond, 1/13/10 - Atlantic 10 Record</b>
Had Five Steals	5, Ricky Harris, Yale, 11/14/07	5, <b>Damian Saunders, at Duquesne, 2/11/10</b>

## A TEAM...

Category	UMass	Opponent
Won By 30 Points	37 (100-63) vs. La Salle, 3/5/08	39 (106-68) vs. <b>Michigan State, 11/28/09</b>
Won By 40 Points	50 (103-53) at Duquesne, 1/24/95	40 (90-50) Texas Tech, 11/21/03
Scored 100 Points	100 vs. La Salle, 3/5/08	106 vs. <b>Michigan State, 11/28/09</b>
Scored Under 50 Points	45, <b>at Baylor, 1/23/10</b>	34, Temple, 1/21/06
Scored Under 40 Points	38 vs. Saint Joseph's, 1/5/02	34, Temple, 1/21/06
Scored 50 Points In A Half	51 ( <b>second half</b> ) vs. <b>Richmond, 3/12/10</b>	53 ( <b>second half</b> ) <b>at Dayton, 2/27/10</b>
Scored 60 Points In A Half	61 ( <b>second half</b> ) vs. La Salle, 3/5/08	61 ( <b>second half</b> ) at Vanderbilt, 1/5/08 (last 63 (2nd H), West Virginia, 3/12/92)
Scored Under 10 Points In A Half	9 (first half) at Temple, 2/1/06	9 (first half), Connecticut, 12/10/02
Scored Under 15 Points In A Half	9 (first half) at Temple, 2/1/06	15 (first half), Temple, 1/21/06
Scored Under 20 Points In A Half	19 ( <b>first half</b> ) <b>at Seton Hall, 12/7/09</b>	18 ( <b>second half</b> ), Dayton, 2/25/06
Rally from 20 to win	at Syracuse, 3/25/08 (down 22 (32-54)/14:37 in 2nd)	+20 (48-28) at St. Bonaventure, 2/14/09
Had A +20 Rebound Margin	+27 ( <b>60-33</b> ) <b>at Duquesne, 2/11/10</b>	55, <b>at George Washington, 2/17/10</b>
Had 50 Rebounds	60 <b>at Duquesne, 2/11/10</b>	61, Hofstra, 12/20/08 (last: 70, West Virginia, 2/16/89)
Had 60 Rebounds	60 <b>at Duquesne, 2/11/10</b> (last, 60 vs. Saint Joseph's, 2/28/96)	24, vs. <b>Memphis, 12/19/09</b> (last 13, Richmond, 2/3/07)
Had Less Than 25 Rebounds	24, at Saint Louis, 1/14/09	26, <b>at George Washington, 2/17/10</b>
Had 25 Offensive Rebounds	30 vs. Ohio State, 4/3/08	4, Richmond, 2/3/07
Had Less Than Five Offensive Reb.	4 at Green Bay, 11/28/08	40, Rutgers, 2/27/88
Had 40 Defensive Rebounds	40 vs. La Salle, 3/5/08 (last, 40 vs. Siena, 11/22/91)	41, vs. <b>Michigan State, 11/28/09</b> (last in 1989, 41 vs. Holy Cross)
Made 40 Field Goals	40 at West Virginia, 1/27/95	13, Temple, 1/21/06
Made Less Than 15 Field Goals	12 vs. La Salle, 2/8/06	85, Hofstra, 12/20/08 (last: 84, Duquesne, 2/18/89)
Attempted 80 Field Goals	87 vs. Ohio State, 4/3/08 (last, 85 vs. Rhode Island, 2/18/98)	39, at Saint Louis, 1/14/06
Attempted Less Than 40 Field Goals	37, Richmond, 2/3/07	.605 (26-43), Saint Joseph's, 1/11/03
Shot .600 From The Field	.619 (39-63) vs. Dartmouth, 11/11/06	—
Made 40 Free Throws	40 vs. Arkansas, 11/25/94	39 at Saint Joseph's, 1/23/08 (UMass Opponent Record)
Made 30 Free Throws	33, Richmond, 2/3/07	3, <b>Fordham, 1/6/10</b>
Made Less Than Five Free Throws	2, at Saint Louis, 1/14/09	54 at Saint Joseph's, 1/23/08 (UMass Opponent Record)
Attempted 50 Free Throws	50 vs. Arkansas, 11/25/94	8, <b>at Charlotte, 3/9/10</b>
Attempted Less Than 10 Free Throws	5, at Saint Louis, 1/14/09	.913 (21-23) <b>at Baylor, 1/23/10</b>
Shot .900 From The Line	.900 (9-10) <b>at Richmond, 1/13/10</b>	15, at St. Bonaventure, 2/15/03
Made 15 Three-Pointers	16, Duquesne, 2/25/09 (School Record)	0, at Saint Joseph's, 2/22/09 (last, 0, Rhode Island, 2/22/00)
Made No Three-Pointers	0 at Richmond, 3/1/06	33, Temple, 1/17/09
Attempted 30 Three-Pointers	39, <b>at La Salle, 3/3/10</b>	4, at Duquesne, 1/7/06
Attempted Less Than Five Three-Pts	3 vs. College of Charleston, 12/2/97	.550 (11-20) <b>Richmond, 3/12/10</b>
Shot .500 From Three-Point Range	.500 (9-18) Richmond, 2/4/09	25 <b>at Dayton, 2/27/10</b>
Had 25 Assists	27 vs. La Salle, 3/5/08	5, at Saint Louis, 1/14/06
Had Less Than Five Assists	4, <b>at Baylor, 1/23/10</b>	28 vs. Northern Illinois, 11/10/07
Had 25 Turnovers	29 at Green Bay, 11/29/08	4, Temple, 3/3/04
Had Less Than Five Turnovers	4 vs. Temple, 3/10/01	17, <b>at Richmond, 1/13/10 (UMass Opp. Record)</b>
Had 15 Blocks	15 vs. La Salle, 3/5/08	0, Akron, 3/22/08
Had No Blocks	0, <b>at Baylor, 1/23/10</b> (last, 0 at Tennessee, 2/5/03)	15, at George Washington, 2/15/06
Had 15 Steals	15 vs. Xavier, 1/8/05	

### GAME 1 - Nov. 13, 2009

#### UCF 84, UMass 67

ORLANDO, Fla. -- UCF took advantage of some poor UMass shooting and hit its own shots as the Minutemen fell at UCF Arena, 84-67 on Friday night. The Minutemen shot just 33 percent from the floor while the Knights made 55 percent of their shots. UMass did attempt a school record 38 3-point field goals, making 12 of them.

UCF's Isaac Sosa was on fire all night as he made 9-of-11 from the floor for a game-best 26 points. Diminutive point guard A.J. Rompza scored 13 and handed out five assists.

Senior Ricky Harris led UMass with 15 points, while freshman Freddie Riley added 12 in his debut, making four 3-pointers. Anthony Gurley scored 14 points off the bench. Freshman Terrell Vinson had a team-high seven rebounds for UMass, and scored four points before fouling out.

UCF outscored UMass 46-32 in the second half including an 18-3 run to break the game open.

After two quick baskets by Gurley to open the second half, UCF continued its strong end of the first half and took a double-figure lead for the first time at 56-46 with 10:04 left in the second half. Sosa made the Knights' first 3-pointer attempted of the second half for the large lead. A 9-0 run broke a 43-43 tie as a Keith Clanton dunk punctuated the run.

The Minutemen continued to extend their lead to as large as seven at 30-23 on the second 3-pointer by Riley with 7:41 left in the half. But UCF tightened up its defense and started shooting lights out and outscored UMass 15-5 to end the half with a 38-35 intermission lead.

UMass started to heat up midway through the half as the 3-pointers started to fall. The Minutemen tied the game at 15 all with 11:05 left. Riley's 3-pointer deadlocked the game for the first time since 2-2.

UCF got off to a hot start as UMass struggled from the floor. The Knights built a 13-4 lead with 14:11 left in the first half as a Rompza trey gave UCF their biggest bulge of the first half.

**11/13/09 7 p.m. at Orlando, Fla. (UCF Arena)**

VISITORS: Massachusetts 0-1																													
##	Player	fg	fga	3fg	3fga	ft	fta	of	de	tot	pf	tp	a	to blk	s	min													
02	VINSON, Terrell	f	2	6	0	3	0	0	4	3	7	5	4	2	0	0	16												
22	CARTER, Sampson	f	0	2	0	1	3	4	0	2	2	1	3	1	1	0	16												
23	CARTER, Sean	c	2	3	0	0	0	3	2	5	2	4	0	3	1	1	26												
01	GIBBS, David	g	1	7	1	5	0	0	1	1	2	1	3	3	0	1	26												
05	HARRIS, Ricky	g	5	15	4	11	1	2	1	2	3	2	15	4	3	0	32												
10	FARRELL, Javorn	3	7	1	2	2	4	3	2	5	2	9	2	1	0	1	15												
11	CORREIA, Gary	1	3	1	3	0	0	0	2	2	3	3	1	0	0	17													
12	GURLEY, Anthony	5	13	1	4	3	4	0	3	3	3	14	0	1	0	1	23												
13	LANG, Trey	0	0	0	0	0	0	0	0	0	0	0	0	0	0	3													
24	RILEY, Freddie	4	11	4	9	0	1	0	2	2	1	12	0	2	0	1	17												
35	BAILEY, Hashim	0	2	0	0	0	0	2	0	2	3	0	0	1	1	8													
50	HILL, Matt	0	0	0	0	0	0	0	0	0	0	0	0	0	0	1													
TEAM														2	3	5													
Totals.....														23	69	12	38	9	15	16	22	38	23	67	13	12	3	7	200

TOTAL FG%	1st Half: 12-35 34.3%	2nd Half: 11-34 32.4%	Game: 33.3%	DEADBALL
3-Pt. FG%	1st Half: 7-25 28.0%	2nd Half: 5-13 38.5%	Game: 31.6%	REBOUNDS
F Throw %	1st Half: 4-4 100%	2nd Half: 5-11 45.5%	Game: 60.0%	3

**HOME TEAM: UCF 1-0**

##	Player	fg	fga	3fg	3fga	ft	fta	of	de	tot	pf	tp	a	to blk	s	min													
15	DIAKITE, Dave	f	2	8	0	0	4	7	1	6	7	2	8	1	3	0	1	21											
21	GAYNOR, P.J.	f	2	5	0	0	7	9	1	3	4	2	11	3	1	0	1	24											
25	TYLER, A.J.	f	1	5	0	2	0	0	0	2	2	1	2	1	0	0	19												
03	ROMPZA, A.J.	g	6	8	1	1	0	2	1	2	3	2	13	5	1	0	2	31											
11	SOSA, Isaac	g	9	11	6	7	2	3	0	4	4	0	26	2	4	0	1	33											
02	O'DONNELL, Ben	0	0	0	0	0	0	0	0	0	0	0	0	0	0	0	2												
05	JORDAN, Marcus	0	2	0	1	0	2	0	2	2	2	0	2	3	0	1	11												
10	SPERAW, Drew	0	0	0	0	0	0	0	1	1	0	0	0	0	0	0	1												
12	YOUNG, Taylor	2	3	0	0	3	4	2	2	4	3	7	4	0	0	0	19												
13	KUSMIERUK, Jakub	3	5	0	0	0	0	0	3	3	1	6	0	0	1	0	9												
20	KUZULCAN, Dogukan	0	1	0	1	0	0	0	0	0	0	0	0	0	0	0	0+												
22	THOMPSON, Amara	1	1	0	0	0	0	0	0	0	1	2	0	0	0	0	1												
24	GARCIA, Nik	0	0	0	0	0	0	1	1	0	0	0	0	1	0	0	2												
33	CLANTON, Keith	4	6	0	0	1	2	3	5	8	2	9	2	3	1	0	27												
TEAM														3	2	5													
Totals.....														30	55	7	12	17	29	11	33	44	16	84	20	16	2	6	200

TOTAL FG%	1st Half: 16-27 59.3%	2nd Half: 14-28 50.0%	Game: 54.5%	DEADBALL
3-Pt. FG%	1st Half: 4-7 57.1%	2nd Half: 3-5 60.0%	Game: 58.3%	REBOUNDS
F Throw %	1st Half: 2-7 28.6%	2nd Half: 15-22 68.2%	Game: 58.6%	4

Officials: Lee Cassell, Joe Townsell, Steve Welmer; Attendance: 8727

Score by Periods	1st	2nd	Total
Massachusetts	35	32	67
UCF	38	46	84

Points in the paint-UMASS 20,UCF 38. Points off turnovers-UMASS 14,UCF 14.  
 2nd chance points-UMASS 9,UCF 13. Fast break points-UMASS 0,UCF 6.  
 Bench points-UMASS 38,UCF 24. Score tied-3 times. Lead changed-7 times.  
 Last FG-UMASS 2nd-02:37, UCF 2nd-00:26.  
 Largest lead-UMASS by 7 1st-07:46, UCF by 18 2nd-00:26.

### GAME 2 - Nov. 18, 2009

#### Legends Classic Amherst Regional Cornell 74, UMass 61

AMHERST, Mass. - Despite a 26-point performance from Ricky Harris and a 37-27 rebounding advantage, the UMass men's basketball team fell in its home opener, 74-61, to Cornell at the Mullins Center. Louis Dale tied a career-high with 24 points to lead the Big Red. Anthony Gurley and Terrell Vinson both scored in double figures for the Minutemen (0-2) with 13 and 11 points, respectively.

Dale was 4-for-9 behind the arc, as the Big Red was 8-for-21 from 3-point range for the game. The Minutemen shot 36.7 percent (18-for-49) for the game, including 4-for-16 from long range.

With his 26 points, Harris moved past two UMass legends on the program's career scoring list. In the first half, a 3-pointer moved him past Julius Erving (1,370 points) and a layup in the second half surpassed Marcus Camby (1,387). With 1,388 points, the senior guard now sits in 12th place all-time at UMass.

Two straight driving layups by Harris, one in which he was fouled and completed the three-point play, staked the Minutemen to an early 5-1 lead. The Big Red would quickly find its shooting touch from the outside, hitting two 3-pointers in a 8-0 run that gave them a 9-5 lead four and a half minutes in. Cornell would keep the lead throughout the first half, as both offenses struggled, with each team shooting 7-for-22 (31.8%) at the four minute mark with the Big Red holding a 25-19 lead.

Harris hit a 3-pointer with 59 seconds left in the half that pulled the Minutemen to within three, 31-28. It was the Minutemen's lone field goal from behind the arc in the half, as they attempted just five. The shot moved Harris past Erving, doing so in his 100th game wearing the Maroon & White.

The teams went into halftime with the Big Red holding a five-point lead, 33-28, despite the Minutemen holding a 24-10 advantage in rebounding. Both teams shot identical 9-for-26 (34.6%) in the half, but UMass was hampered by 11 turnovers.

Cornell scored the first six points of the second half, building its lead to 11, but a Harris 3-pointer and two free throws by the senior guard on the next possession cut the deficit back to six, 39-33, with 16:49 left.

Dale then caught fire for the Big Red, scoring 11 straight Cornell points in a row, including three 3-pointers, build the Cornell lead to 12, but Harris responded by scoring the Minutemen's next eight points and cutting the deficit to six with 9:25 left.

**11/18/09 7:50 pm at Amherst, Mass. (Mullins Center) - Legends Classic Amherst Regional**

VISITORS: Cornell 2-0																													
##	Player	fg	fga	3fg	3fga	ft	fta	of	de	tot	pf	tp	a	to blk	s	min													
20	Wittman, Ryan	f	1	8	0	4	2	2	0	1	1	2	4	5	3	1	2	34											
33	Tyler, Alex	f	1	4	0	0	1	2	0	0	0	2	3	0	0	0	16												
01	Foote, Jeff	c	2	4	0	0	6	6	3	6	9	2	10	3	4	2	33												
03	Wroblewski, Chris	g	0	3	0	1	2	2	1	1	2	4	2	1	1	0	17												
12	Dale, Louis	g	9	17	4	9	2	3	0	1	1	3	24	4	5	0	4	38											
05	Peck, Errick	0	1	0	0	0	0	1	0	1	1	0	0	0	0	0	0+												
11	Groebe, Max	2	4	2	3	0	0	0	0	0	0	2	6	0	0	0	8												
15	Reeves, Geoff	5	8	2	4	4	4	0	0	0	2	16	0	1	2	0	24												
24	Wire, Adam	1	2	0	0	5	7	2	5	7	1	7	2	0	0	0	1	24											
42	Coury, Mark	1	2	0	0	0	0	2	0	2	2	2	2	0	0	0	6												
TEAM														2	2	4													
Totals.....														22	53	8	21	22	26	11	16	27	21	74	15	14	5	8	200

TOTAL FG%	1st Half: 9-25 36.0%	2nd Half: 13-28 46.4%	Game: 41.5%	DEADBALL
3-Pt. FG%	1st Half: 4-11 36.4%	2nd Half: 4-10 40.0%	Game: 38.1%	REBOUNDS
F Throw %	1st Half: 11-13 84.6%	2nd Half: 11-13 84.6%	Game: 84.6%	0,2

**HOME TEAM: Massachusetts 0-2**

##	Player	fg	fga	3fg	3fga	ft	fta	of	de	tot	pf	tp	a	to blk	s	min													
02	VINSON, Terrell	f	3	6	1	2	4	4	1	3	4	4	11	0	2	0	1	28											
22	CARTER, Sampson	f	0	4	0	1	0	0	2	3	5	2	0	0	2	0	17												
23	CARTER, Sean	c	1	3	0	0	1	4	3	3	6	5	3	0	2	0	22												
01	GIBBS, David	g	0	3	0	1	0	0	1	1	2	1	0	3	0	0	2	24											
05	HARRIS, Ricky	g	7	15	3	8	9	12	1	3	4	3	26	1	4	0	3	31											
10	FARRELL, Javorn	0	3	0	0	0	0	0	0	1	1	3	0	1	1	0	10												
11	CORREIA, Gary	0	2	0	2	0	0	0	0	0	0	0	0	0	0	0	16												
12	GURLEY, Anthony	4	7	0	0	5	7	1	1	2	2	13	1	3	0	1	21												
13	LANG, Trey	0	0	0	0	0	0	1	1	1	1	0	1	0	1	0	4												
24	RILEY, Freddie	3	6	0	2	2	2	1	2	3	0	8	1	0	0	0	13												
35	BAILEY, Hashim	0	0	0	0	0	0	1	2	3	2	0	0	2	0	0	14												
TEAM														3	3	6													
Totals.....														18	49	4	16	21	29	14	23	37	23	61	7	20	1	7	200

TOTAL FG%	1st Half: 9-26 34.6%	2nd Half: 9-23 39.1%	Game: 36.7%	DEADBALL
3-Pt. FG%	1st Half: 1-5 20.0%	2nd Half: 3-11 27.3%	Game: 25.0%	REBOUNDS
F Throw %	1st Half: 9-11 81.8%	2nd Half: 12-18 66.7%	Game: 72.4%	7,1

Officials: Bill Covington Jr., Michael Stephens, Tim Clougherty; Attendance: 3482

Score by Periods	1st	2nd	Total
Cornell	33	41	74
Massachusetts	28	33	61

Points in the paint-COR 20,UMASS 26. Points off turnovers-COR 25,UMASS 16.  
 2nd chance points-COR 13,UMASS 9. Fast break points-COR 4,UMASS 2.  
 Bench points-COR 31,UMASS 21. Score tied-1 time. Lead changed-2 times.  
 Last FG-COR 2nd-00:51, UMass 2nd-01:01.  
 Largest lead-COR by 13 2nd-00:30, UMass by 4 1st-18:56.

## GAME 3 - Nov. 21, 2009 Legends Classic Amherst Regional UMass 94, Arkansas-Fort Smith 68

AMHERST, Mass. - Behind a quintet of double-digit scorers, led by Anthony Gurley's 21 points, the UMass men's basketball team picked up its first win of the season, cruising 94-68 over Arkansas-Fort Smith on Saturday afternoon at the Mullins Center. Ricky Harris netted 18 points, while Freddie Riley (17), Terrell Vinson (14), and Sean Carter (13) gave the Minutemen their first game with five in double-figures in the Derek Kellogg era. UMass improved to 1-2 on the season, while Arkansas-Fort Smith drops to 1-1.

With his 18 points, Harris moved up to 11th on the UMass career scoring list with 1,406 points. UMass' assist to turnover ratio was 24-16, with David Gibbs leading the way with six helpers. The Minutemen also controlled the glass, pulling down 42 boards, including 14 offensive rebounds.

The Minutemen jumped out to a quick 6-2 lead, but the Lions battled back as the UMass shooters looked for their touch, taking a 15-11 lead with 11:32 left in the half.

UAFS led by one with eight and a half minutes remaining in the first half when UMass went on a 13-2 run over 2:05 to take a 30-20 lead with 6:13 left. After the Lions went on a small 6-1 run, the Minutemen, led by seven-straight points from Gurley, closed the half on a 12-2 run over the final 2:58 to take a commanding 43-28 lead into the locker room.

Gurley finished the first half with 16 points on 7-of-9 shooting, while Harris netted 10, including the last two buckets of the half. 34 of UMass' 43 points in the half came in the paint, while 20 points came off the bench.

The UMass lead was trimmed to 12 with 16 minutes left in the game, but that was as close as the Lions would get. The Minutemen then scored nine-straight points, six of which came from Riley, as the freshmen guard caught fire and UMass extended its lead to 21 with 13:40 to go. He scored 11 points in a span of 3:09 midway through the second half.

The Minutemen continued to roll down the stretch, building the lead to its highest on the last points of the night when senior Lex Mongo found Sampson Carter under the hoop for a 3-point play with 26 seconds left, making it a 94-68 game.

### 11/21/09 7:00 pm at Amherst, Mass. (Mullins Center) - Legends Classic Amherst Regional

VISITORS: Arkansas-Fort Smith 1-1																	
##	Player	fg	fga	3fg	fga	ft	fta	of	de	tot	pf	tp	a	to	blk	s	min
31	Dean Neville	f	2	2	0	0	0	0	0	0	5	4	0	2	0	0	19
15	Jason Jackson	c	4	10	0	1	0	1	5	6	4	8	2	2	0	0	29
01	Aaron McHenry	g	7	17	1	6	3	4	0	6	6	2	18	5	1	0	40
05	Josh Simmons	g	4	9	2	4	2	2	2	0	2	5	12	0	1	0	16
23	Jalynn Mitchell	g	6	14	1	4	0	0	1	1	2	13	3	5	0	3	33
04	Willie Isadore	0	1	0	1	0	1	0	0	0	0	0	0	0	0	0	3
10	Grant Clark	0	2	0	1	0	0	1	0	1	0	0	0	0	0	0	9
33	Chad Jeffs	2	2	0	0	0	1	1	2	3	1	4	0	0	0	0	18
34	Michael Pharis	0	0	0	0	0	0	0	0	0	0	0	0	0	0	0	2
42	Chris Williams	4	9	0	0	1	2	3	6	9	1	9	0	2	1	1	31
TEAM						4		2		6							
<b>Totals.....</b>		<b>29</b>	<b>66</b>	<b>4</b>	<b>17</b>	<b>6</b>	<b>10</b>	<b>12</b>	<b>22</b>	<b>34</b>	<b>20</b>	<b>68</b>	<b>10</b>	<b>13</b>	<b>1</b>	<b>6</b>	<b>200</b>

TOTAL FG%	1st Half: 11-33 33.3%	2nd Half: 18-33 54.5%	Game: 43.9%	DEADBALL
3-Pt. FG%	2-11 18.2%	2nd Half: 2-6 33.3%	Game: 23.5%	REBOUNDS
F Throw %	1st Half: 4-7 57.1%	2nd Half: 2-3 66.7%	Game: 60.0%	1

### HOME TEAM: Massachusetts 1-2

##	Player	fg	fga	3fg	fga	ft	fta	of	de	tot	pf	tp	a	to	blk	s	min
02	VINSON, Terrell	f	6	8	0	2	5	1	1	2	2	14	2	1	0	0	20
22	CARTER, Sampson	f	2	4	0	0	1	1	2	5	7	3	5	1	2	0	17
23	CARTER, Sean	c	5	7	0	0	3	6	4	4	8	2	13	1	4	2	26
01	GIBBS, David	g	0	2	0	0	0	1	4	5	1	0	6	1	0	0	21
05	HARRIS, Ricky	g	7	13	2	8	2	4	1	1	2	0	18	1	2	0	28
04	MONGO, Lex	0	0	0	0	0	0	0	0	0	0	0	1	0	0	0	2
10	FARRELL, Javorn	1	2	0	1	0	0	1	3	4	3	2	2	2	0	0	14
11	CORREIA, Gary	1	3	1	3	0	0	0	2	2	1	3	4	0	0	0	18
12	GURLEY, Anthony	8	12	1	2	4	5	0	3	3	2	21	5	1	0	0	24
13	LANG, Trey	0	0	0	0	1	2	0	0	0	1	1	0	0	0	0	2
24	RILEY, Freddie	6	13	4	9	1	3	0	1	1	1	17	1	0	0	1	19
50	HILL, Matt	0	2	0	0	0	2	2	4	0	0	0	0	0	1	0	9
TEAM						2		2		4							
<b>Totals.....</b>		<b>36</b>	<b>66</b>	<b>8</b>	<b>25</b>	<b>14</b>	<b>26</b>	<b>14</b>	<b>28</b>	<b>42</b>	<b>16</b>	<b>94</b>	<b>24</b>	<b>13</b>	<b>3</b>	<b>3</b>	<b>200</b>

TOTAL FG%	1st Half: 19-38 50.0%	2nd Half: 17-28 60.7%	Game: 54.5%	DEADBALL
3-Pt. FG%	2-12 16.7%	2nd Half: 6-13 46.2%	Game: 32.0%	REBOUNDS
F Throw %	1st Half: 3-6 50.0%	2nd Half: 11-20 55.0%	Game: 53.8%	6

Officials: Ray Perone, Gary Prager, Wally Rutecki

Technical fouls: Arkansas-Fort Smith-Josh Simmons. Attendance: 2866

### Score by Periods

	1st	2nd	Total
Arkansas-Fort Smith	28	40	68
Massachusetts	43	51	94

Points in the paint-UAFSMB 40,UMASS 54. Points off turnovers-UAFSMB 10,UMASS 19.

2nd chance points-UAFSMB 13,UMASS 16. Fast break points-UAFSMB 13,UMASS 17.

Bench points-UAFSMB 13,UMASS 44. Score tied-2 times. Lead changed-4 times.

Last FG-UAFSMB 2nd-01:29, UMSS 2nd-00:22.

Largest lead-UAFSMB by 4 1st-11:32, UMSS by 26 2nd-00:22.

## GAME 4 - Nov. 24, 2009 UMass 83, St. Francis (N.Y.) 65

AMHERST, Mass. - Led by a balanced scoring attack with five players in double figures for the second-straight game, UMass men's basketball defeated St. Francis (N.Y.), 83-65, on Tuesday night at the Mullins Center. Anthony Gurley led all scorers with 18 points, while 43 of the Minutemen's 83 points came from freshmen. UMass improved to 2-2 while St. Francis fell to 0-4.

Rookies Sampson Carter and Terrell Vinson each had 13 points, Freddie Riley had 12, and Ricky Harris added 10 as it was the second time in the Derek Kellogg era, and second game in a row that the Minutemen had five scorers in double-digits.

Sean Carter chipped in with eight points, while freshman Javorn Farrell had five to help the rookie class to their best game of the season thus far.

The Minutemen enjoyed their best 3-point shooting game of the season, connecting at a 47.4 percent clip (9-for-19). Overall, UMass shot 49.1 percent (28-for-57), while St. Francis shot 45.1 percent (23-for-51). Though no UMass player had more than six rebounds (Vinson), the Minutemen held a 35-26 advantage on the glass.

Ricky Cadell led the Terriers with 17 points, while Stefan Perunicic and Alexander Harrington had 12 each.

After Sean Carter began the game with a dunk 10 seconds in, the next 12 Minutemen points came on 3-pointers and all were from different players. After a 9-0 run gave UMass a 20-8 lead with 12 minutes left in the opening half, seven different Minutemen were already in the scoring column.

UMass' lead reached its largest of the first half, 38-21 with 3:21 left, following a 16-5 run that included a pair of Riley 3-pointers and a pair of Sean Carter dunks.

The Minutemen took a 42-30 lead into halftime after the Terriers outscored them, 9-4, over the final three minutes.

Riley led all scorers in the first half with nine points and all rebounders with four boards. UMass had eight different scorers in the half and shot 55.2 percent (16-for-29) from the field, including 6-for-12 from 3-point range. St. Francis shot 40 percent (10-for-25), including 5-for-11 from long range.

The Terriers began the second half by outscoring the Minutemen, 12-6, over the first four minutes, cutting the UMass lead to six, 48-42. A Ricky Cadell 3-pointer and a layup on the break by Stefan Perunicic after a steal on the ensuing UMass possession further reduced the Minutemen lead to three, 53-30, with 12:41 left.

UMass would respond however, as it then went on a 11-3 run, capped off by a Harris lob to Sean Carter for an emphatic dunk that put the Minutemen back in front by double-digits, 64-53, with 7:58 to go.

UMass would maintain that lead down the stretch and increase it when the Terriers began to foul in the closing minutes. The Minutemen scored eight points from the foul line in the final two and half minutes, while holding Terriers without a field goal for the final 3:39.

### 11/24/09 7:00 pm at Amherst, Mass. (Mullins Center)

VISITORS: St. Francis (N.Y.) 0-4																		
##	Player	fg	fga	3fg	fga	ft	fta	of	de	tot	pf	tp	a	to	blk	s	min	
22	BENNETT, Akeem	f	3	8	0	1	2	5	2	3	5	4	8	5	6	1	4	38
40	HARRINGTON, Alex	f	4	5	1	1	3	4	3	2	5	3	12	0	2	0	1	31
33	WRICE, Herman	c	2	3	0	0	0	0	1	1	2	2	4	0	1	1	10	
11	CADPELL, Ricky	g	5	12	3	5	4	7	2	2	2	2	17	4	2	0	38	
15	NEWTON, Justin	g	0	0	0	0	0	0	2	2	0	2	2	1	0	1	16	
02	PERUNICIC, Stefan	4	9	3	7	1	2	0	1	1	4	12	0	1	0	1	29	
20	CLARK, Richard	0	1	0	0	0	0	0	0	0	0	0	0	0	0	0	1	
30	JOHNSON, Akeem	1	1	0	0	0	0	0	1	1	0	2	0	0	0	0	5	
32	AYENI, Kayode	4	12	1	5	1	2	0	3	3	3	3	10	3	4	2	26	
TEAM						3		2		5								
<b>Totals.....</b>		<b>23</b>	<b>51</b>	<b>8</b>	<b>19</b>	<b>11</b>	<b>20</b>	<b>9</b>	<b>17</b>	<b>26</b>	<b>20</b>	<b>65</b>	<b>14</b>	<b>17</b>	<b>4</b>	<b>8</b>	<b>200</b>	

TOTAL FG%	1st Half: 10-25 40.0%	2nd Half: 13-26 50.0%	Game: 45.1%	DEADBALL
3-Pt. FG%	1st Half: 5-11 45.5%	2nd Half: 3-8 37.5%	Game: 42.1%	REBOUNDS
F Throw %	1st Half: 5-6 83.3%	2nd Half: 6-14 42.9%	Game: 55.0%	6,1

### HOME TEAM: Massachusetts 2-2

##	Player	fg	fga	3fg	fga	ft	fta	of	de	tot	pf	tp	a	to	blk	s	min
02	VINSON, Terrell	f	3	4	1	1	6	6	3	3	6	3	13	0	1	0	23
22	CARTER, Sampson	f	4	6	1	2	4	4	0	5	5	3	13	1	1	0	21
23	CARTER, Sean	c	4	8	0	0	0	4	2	1	3	1	8	1	3	2	29
01	GIBBS, David	g	1	3	0	1	0	0	0	1	1	1	2	5	1	0	25
05	HARRIS, Ricky	g	4	12	2	6	0	0	0	3	3	10	4	4	1	3	30
04	MONGO, Lex	0	0	0	0	0	0	0	0	0	0	0	0	0	0	0	1
10	FARRELL, Javorn	2	3	0	0	1	2	3	0	3	1	5	3	1	0	0	8
11	CORREIA, Gary	0	0	0	0	0	0	0	1	1	1	0	2	1	0	0	13
12	GURLEY, Anthony	5	9	1	1	7	8	1	4	5	2	18	2	1	0	0	27
13	LANG, Trey	1	1	0	0	0	0	0	1	0	1	0	2	0	0	0	4
24	RILEY, Freddie	4	10	4	8	0	0	1	3	4	1	12	0	0	0	0	14
50	HILL, Matt	0	1	0	0	0	0	0	0	0	2	0	0	0	0	0	5
TEAM						2		1		3							
<b>Totals.....</b>		<b>28</b>	<b>57</b>	<b>9</b>	<b>19</b>	<b>18</b>	<b>24</b>	<b>13</b>	<b>22</b>	<b>35</b>	<b>18</b>	<b>83</b>	<b>18</b>	<b>13</b>	<b>4</b>	<b>5</b>	<b>200</b>

TOTAL FG%	1st Half: 16-29 55.2%	2nd Half: 12-28 42.9%	Game: 49.1%	DEADBALL
3-Pt. FG%	1st Half: 6-12 50.0%	2nd Half: 3-7 42.9%	Game: 47.4%	REBOUNDS
F Throw %	1st Half: 4-4 100%	2nd Half: 14-20 70.0%	Game: 75.0%	4

Officials: Kenneth Clark Jr., Kevin Ferguson, Michael McCloskey

Technical fouls: St.

GAME 5 - Nov. 27, 2009
Legends Classic Semifinal
Rutgers 83, UMass 75

ATLANTIC CITY, N.J. - After being down by as many as 19 points early in the second half, UMass rallied back to within four points in the final minutes, but wasn't able to overcome the Rutgers, falling 83-75 on Friday night in the first semifinal of the Legends Classic. The Minutemen (2-3 overall) were led by Ricky Harris (22 points - 20 in the second half) and Anthony Gurley (19 points). Rutgers sophomore guard Rosario scored the game's first 10 points and finished with 22 for Rutgers (3-1). The Scarlet Knights' 18-1 run midway through the first half proved to be the difference despite UMass' valiant second-half rally.

Harris moved to 10th in career scoring at UMass with 22 in the game and now has 1,438 as he passed Horace Neysmith (1,428). Gurley had double-figures for the fifth time in as many games this season. Sophomore David Gibbs scored 11, to tie his career-high, set last season. Sean Carter grabbed a career-high 10 rebounds.

The Minutemen, who were down by as many 19 early in the second half, cut the deficit to single-digits for the first time in about 20 minutes at 75-68 on a David Gibbs 3-point field goal with 4:41 left in the second half.

UMass continued to inch closer as Harris stole the ball and laid it in with 3:31 left to make it 77-72. Mike Coburn's jumper with 2:38 left regained a 7-point lead for Rutgers at 79-72. Harris then canned a 3-pointer with 1:31 left in regulation for a 4-point margin (79-75).

Coburn (13 points) made three free throws and James Beatty made one with 6.3 second left for the final.

Rutgers got off to a quick start as Rosario scored the Scarlet Knights' first 10 points of the game as RU took a 10-6 lead 4:16 into the action.

UMass rallied back with eight of the next 10 points as Riley canned a pair of 3-pointers and Gurley finished a steal with a lay-up and the Minutemen jumped in front for the first time, 14-12 with 14:21 left in the first half. After falling behind for the first time, Rutgers went on an 18-1 run as five different players scored as the Scarlet Knights took a 30-15 lead with eight minutes left in the first half.

Rosario continued to drop daggers on UMass as Rutgers' lead ballooned to 16 points at 40-24 with 4:30 left in the first half as he had 18 in the first half, all in the first 15 minutes of the game.

The Minutemen battled back to cut the halftime deficit to just 11, 46-35. A Gurley free throw made it a single-digit lead (44-35), but Jonathan Mitchell made a pair of throws just before the half.

It was more of Rosario in the second half as led by as many as 19 (60-41), four minutes into the half. The Minutemen took the time to experiment with Harris playing some point guard. Gurley continued to score and Harris joined him as he moved to 10th in career scoring in the middle of the second half with a 3-pointer.

11/27/09 5:30 pm at Atlantic City, N.J. - Legends Classic Semifinal

Table with 15 columns: ## Player, fg fga, 3fg fga, ft fta, of de, tot, pf, tp, a, to blk, s, min. Rows include 00 ECHENIQUE, Gregory; 23 JACKSON, Patrick; 24 MITCHELL, Jonathan; 03 ROSARIO, Mike; 31 COBURN, Mike; 05 NDIAYE, Hamady; 10 BEATTY, James; 11 MILLER, Dane; 21 JOHNSON, Austin; TEAM; Totals.

Summary table with 5 columns: TOTAL FG%, 1st Half: 17-29 58.6%, 2nd Half: 12-23 52.2%, Game: 55.8%, DEADBALL; 3-Pt. FG% 1st Half: 7-10 70.0%, 2nd Half: 1-4 25.0%, Game: 57.1%, REBOUNDS; F Throw % 1st Half: 5-6 83.3%, 2nd Half: 12-18 66.7%, Game: 70.8%

HOME TEAM: Massachusetts 2-3

Table with 15 columns: ## Player, fg fga, 3fg fga, ft fta, of de, tot, pf, tp, a, to blk, s, min. Rows include 02 VINSON, Terrell; 22 CARTER, Sampson; 23 CARTER, Sean; 01 GIBBS, David; 05 HARRIS, Ricky; 10 FARRELL, Javorn; 11 CORREIA, Gary; 12 GURLEY, Anthony; 24 RILEY, Freddie; 35 BAILEY, Hashim; TEAM; Totals.

Summary table with 5 columns: TOTAL FG%, 1st Half: 11-32 34.4%, 2nd Half: 13-30 43.3%, Game: 38.7%, DEADBALL; 3-Pt. FG% 1st Half: 4-13 30.8%, 2nd Half: 5-15 33.3%, Game: 32.1%, REBOUNDS; F Throw % 1st Half: 9-14 64.3%, 2nd Half: 9-13 69.2%, Game: 66.7%

Officials: Dwayne Gladden, Brian Dorsey, Andrew Marotta; Attendance: 5154

Score by Periods table with 3 columns: 1st, 2nd, Total. Rows for RUTGERS (46, 37, 83) and Massachusetts (35, 40, 75).

Points in the paint-RUTGERS 32,UMASS 28. Points off turnovers-RUTGERS 18,UMASS 19. 2nd chance points-RUTGERS 11,UMASS 15. Fast break points-RUTGERS 4,UMASS 6. Bench points-RUTGERS 28,UMASS 28. Score tied-3 times. Lead changed-2 times. Last FG-RUTGERS 2nd-02:41, UMASS 2nd-01:32. Largest lead-RUTGERS by 19 2nd-15:23, UMASS by 2 1st-14:21.

GAME 6 - Nov. 28, 2009
Legends Classic Consolation
#2 Michigan State 106, UMass 68

ATLANTIC CITY, N.J. - UMass played a No. 2-ranked team for the fourth time in school history and the Minutemen took it hard as second-ranked Michigan State picked up a 106-68 victory in the Legends Classic Semifinal at Boardwalk Hall. The Spartans used a 30-3 run in the first half to put the game out of hand.

Guards Anthony Gurley (24) and Ricky Harris (15) led UMass, which fell to 2-4 overall. For Gurley it tied a career-high. The Spartans (5-1) had five players score in double-figures: Chris Allen (18), Raymar Morgan (17), Kalin Lucas (16), Korie Lucious (13) and Delvon Roe (11).

It was the first time UMass allowed 100 points to an opponent since the epic 107-100 win at Syracuse in 2007, two years ago to the day. The last time the Minutemen gave up 100 in a loss was back on Dec. 10, 1996 in a 102-81 loss to Fresno State. Michigan State's point total was the most since Penn State scored 107 in 1989. It equals the 11th most points allowed by UMass.

UMass tried to change things up with a starting line-up adjustment as Gurley and Hashim Bailey started for the first time this season and Harris started at point guard for the first time in his career. It worked early on as the Minutemen took an 8-2 lead out of the gates in the first 2:30 as Gurley made two lay-ups and Harris canned an NBA-length 3-pointer. The Spartans answered with a 16-0 run to take an 18-8 lead with 14 minutes left in the first half. Lucas and Allen each hit two 3-pointers in the burst.

Michigan State expanded the lead to 18 at 29-11 on a bank-shot 3-pointer by Lucious and a Morgan trey with 8:16 left in the first half. That continued to balloon the Spartans' 27-3 run. Michigan State scored three more points on a layup-and free throw for a 30-3 run and a 32-11 lead.

UMass stopped the bleeding with a 9-0 run of its own on capped by a Harris 3-pointer with 6:23 left in the first half. The Minutemen cut the margin to 11 on two different occasions, but could get no closer.

The rest of first half was a track meet up and down the court as the Minutemen trailed 55-38 at intermission. Gurley had 18 at halftime and Harris had 13. Michigan State shot 57 from the floor and 53 from beyond the arc in the first 20 minutes.

Michigan State poured it on in the second half as they took a lead of 35 on a steal and dunk by Draymond Green followed by consecutive Allen 3-pointers with 12:30 left. That gave Michigan State an 80-45 lead.

The Spartans took a 39-point lead on a lay-up by Lucas with 7:36 left, for a 93-54 advantage. Tom Herzog's lay-up with 3:46 left made the lead 41 points and put Michigan State over the 100-point plateau at 101-60.

11/28/09 5:30 pm at Atlantic City, N.J. - Legends Classic Consolation Game

Table with 15 columns: ## Player, fg fga, 3fg fga, ft fta, of de, tot, pf, tp, a, to blk, s, min. Rows include 02 Morgan, Raymar; 10 Roe, Delvon; 41 Sherman, Garrick; 01 Lucas, Kalin; 15 Summers, Durrell; 03 Allen, Chris; 13 Thornton, Austin; 20 Kebler, Mike; 22 Dahlman, Isaiah; 23 Green, Draymond; 25 Crandell, Jon; 34 Lucious, Korie; 40 Herzog, Tom; 50 Nix, Derrick; TEAM; Totals.

Summary table with 5 columns: TOTAL FG% 1st Half: 20-35 57.1%, 2nd Half: 21-35 60.0%, Game: 58.6%, DEADBALL; 3-Pt. FG% 1st Half: 8-15 53.3%, 2nd Half: 6-7 85.7%, Game: 63.6%, REBOUNDS; F Throw % 1st Half: 7-10 70.0%, 2nd Half: 3-6 50.0%, Game: 62.5%

HOME TEAM: Massachusetts 2-4

Table with 15 columns: ## Player, fg fga, 3fg fga, ft fta, of de, tot, pf, tp, a, to blk, s, min. Rows include 02 VINSON, Terrell; 23 CARTER, Sean; 35 BAILEY, Hashim; 05 HARRIS, Ricky; 12 GURLEY, Anthony; 01 GIBBS, David; 10 FARRELL, Javorn; 11 CORREIA, Gary; 13 LANG, Trey; 22 CARTER, Sampson; 24 RILEY, Freddie; 50 HILL, Matt; TEAM; Totals.

Summary table with 5 columns: TOTAL FG% 1st Half: 10-23 43.5%, 2nd Half: 11-32 34.4%, Game: 38.2%, DEADBALL; 3-Pt. FG% 1st Half: 3-10 30.0%, 2nd Half: 4-14 28.6%, Game: 29.2%, REBOUNDS; F Throw % 1st Half: 15-20 75.0%, 2nd Half: 4-5 80.0%, Game: 76.0%

Officials: Brian Dorsey, Tim Kelly, Dwayne Gladden; Attendance: 3836

Score by Periods table with 3 columns: 1st, 2nd, Total. Rows for Michigan State (55, 51, 106) and Massachusetts (38, 30, 68).

Points in the paint-MSU 44,UMASS 24. Points off turnovers-MSU 28,UMASS 14. 2nd chance points-MSU 21,UMASS 8. Fast break points-MSU 14,UMASS 6. Bench points-MSU 52,UMASS 20. Score tied-2 times. Lead changed-2 times. Last FG-MSU 2nd-02:14, UMASS 2nd-00:14. Largest lead-MSU by 46 2nd-02:14, UMASS by 6 1st-17:36.

**GAME 7 - Dec. 2, 2009**

**UMass 62, Quinnipiac 58**

AMHERST, Mass. - Behind a 19-point effort from Ricky Harris and a late first half run in which they took the lead for good, the UMass Minutemen men's basketball team defeated Quinnipiac, 62-58, at the Mullins Center. Anthony Gurley added 15 points and Sampson Carter had 11, as the Minutemen used a 9-0 run late in the first half to take control of the game and held off a late second half rally by the Bobcats to secure the win. UMass improved to 3-4 on the season, while Quinnipiac went to 3-3.

UMass led by 12, its largest lead of the night, with 6:17 to go, but went without a field goal for the final 4:35 and scoreless for 3:13 of that span to allow Quinnipiac to cut the lead to as low as four, but free throws by David Gibbs and Gurley in the closing seconds kept the Minutemen in front by seven. QU's James Johnson hit a 3-pointer at the buzzer that made it a four-point victory for UMass.

The Minutemen shot 21-for-48 from the floor, while Quinnipiac was 23-for-66. The Bobcats dominated the glass 46-29, including a 28-11 edge in offensive rebounds.

Harris came out hot in the first half, hitting his first five shots and scoring 15 of the Minutemen's first 19 points, but the Bobcats used a 17-10 rebounding advantage over the first 16 minutes and 12 points from Feldeine in that time to lead for most of the half. Quinnipiac took the lead at the 15:30 mark and held onto it, with the lead reaching as much as seven, until two free throws by Matt Hill, the first of his career, gave UMass a 28-26 lead with 2:38 left in the half. That was part of a 9-0 UMass run, capped off by a Freddie Riley 3-pointer, in which the Minutemen held the Bobcats scoreless for over 4 minutes. The first half ended with UMass leading by six, 35-29.

The Minutemen shot 44 percent (11-for-25) in the first half, while the Bobcats shot 38.2 percent (13-for-34). Harris led the way for UMass with 15 points on 5-for-6 shooting. Quinnipiac had the edge on the boards in the half, 21-15, including 12 offensive boards for the visitors.

The Bobcats cut their deficit to two in the opening minutes of the second half, but the Minutemen responded with an 8-0 spurt on a pair of Gurley 3-pointers and a Harris drive to the hoop to take a 10-point lead, 46-36, and force a QU timeout with 13:49 to go.

The UMass lead hovered between 10 and 12 for the next 10 minutes, but it was held scoreless from the 4:35 and 22-second marks, giving the home team a five-point lead with 22 seconds remaining. Gurley sank two free throws with 5.9 seconds left, before Johnson hit the 3-pointer as the buzzer sounded, giving UMass a 62-58 victory.

12/02/09 7:00 pm at Amherst, Mass. (Mullins Center)

VISITORS: Quinnipiac 3-3

## Player	fg fga	3fg fga	ft fta	of de	tot	pf	tp	a	to blk	s min
12 RUTTY, Justin	f 2 13	0 0	4 6	9 4	13 3	8	0	1	1 1	35
32 CRUZ, Jonathan	c 1 3	0 0	0 0	4 2	6 2	2	0	4	0 0	17
03 JOHNSON, James	g 5 15	2 5	1 2	5 1	6 3	13	3	0	0 1	32
05 BAKER, Jeremy	g 0 2	0 0	0 0	1 1	2 2	0	3	0	1 0	25
14 FELDEINE, James	g 9 20	0 3	2 3	3 5	8 4	20	1	3	1 1	35
01 TWYMAN, Deontay	2 7	1 5	0 0	1 1	2 3	5	2	6	1 2	23
02 JOHNSON, Dave	0 0	0 0	1 2	0 0	0 0	1	0	0	0 0	2
11 MAY-THOMPSON, R.	0 0	0 0	0 0	0 0	0 0	0	0	0	0 0	1
25 BOGDAN, Ryan	0 1	0 0	0 0	0 0	0 0	0	2	0	0 0	4
35 JACKSON, Jamee	4 5	0 0	1 4	2 3	5 1	9	0	0	0 0	26
TEAM				3 1	4					
Totals.....	23 66	3 13	9 17	28 18	46 18	58	11	14	4 5	200

TOTAL FG%	1st Half: 13-34 38.2%	2nd Half: 10-32 31.3%	Game: 34.8%	DEADBALL
3-Pt. FG%	1st Half: 2-6 33.3%	2nd Half: 1-7 14.3%	Game: 23.1%	REBOUNDS
F Throw %	1st Half: 1-4 25.0%	2nd Half: 8-13 61.5%	Game: 52.9%	4

HOME TEAM: Massachusetts 3-4

## Player	fg fga	3fg fga	ft fta	of de	tot	pf	tp	a	to blk	s min
02 VINSON, Terrell	f 2 6	0 2	0 0	2 0	2 3	4	1	1	0 1	21
23 CARTER, Sean	c 1 3	0 0	0 1	3 2	5 3	2	0	1	1 1	26
01 GIBBS, David	g 1 5	1 2	1 2	1 1	2 3	4	3	1	0 0	21
05 HARRIS, Ricky	g 7 9	3 5	2 2	0 3	3 3	19	6	3	0 1	31
12 GURLEY, Anthony	g 4 9	2 4	5 6	1 5	6 2	15	1	5	0 0	36
10 FARRELL, Javorn	0 2	0 0	0 0	1 0	1 4	0	0	0	0 1	11
11 CORREIA, Gary	0 1	0 1	0 0	0 0	0 0	0	1	1	0 0	10
13 LANG, Trey	0 1	0 0	0 0	1 0	1 0	0	0	0	0 0	5
22 CARTER, Sampson	4 9	1 5	2 2	0 3	3 3	11	2	2	2 0	16
24 RILEY, Freddie	1 2	1 2	0 2	0 0	0 3	0	0	0	1 1	14
50 HILL, Matt	1 1	0 0	2 2	0 2	2 0	4	0	1	0 1	9
TEAM				2 2	4					
Totals.....	21 48	8 21	12 17	11 18	29 21	62	14	15	3 6	200

TOTAL FG%	1st Half: 11-25 44.0%	2nd Half: 10-23 43.5%	Game: 43.8%	DEADBALL
3-Pt. FG%	1st Half: 5-13 38.5%	2nd Half: 3-8 37.5%	Game: 38.1%	REBOUNDS
F Throw %	1st Half: 8-8 100%	2nd Half: 4-9 44.4%	Game: 70.6%	3, 1

Officials: John Gwynn, John Hughes, Alvin Cox; Attendance: 2502

Score by Periods	1st	2nd	Total
Quinnipiac	29	29	58
Massachusetts	35	27	62

Points in the paint-QU 18,UMASS 24. Points off turnovers-QU 9,UMASS 19.  
2nd chance points-QU 21,UMASS 14. Fast break points-QU 2,UMASS 0.  
Bench points-QU 15,UMASS 18. Score tied-3 times. Lead changed-3 times.  
Last FG-QU 2nd-00:00, UMass 2nd-04:37.  
Largest lead-QU by 7 1st-11:21, UMass by 12 2nd-07:40.

**GAME 8 - Dec. 5, 2009**

**UMass 84, Holy Cross 63**

WORCESTER, Mass. - UMass put together its best all-around effort of the season in a wire-to-wire win over state rival Holy Cross at the DCU Center, 84-63. Ricky Harris led the Minutemen (4-4 overall) with 19 and Anthony Gurley added 18. Both players have scored in double-figures in every game this season. UMass shot 50 percent from the floor, 46 from beyond the 3-point arc and 83 percent (10-of-12) from the foul line. The Minutemen tied a season-best 12 3-pointers. The Crusaders (2-7 overall) were held to just 36 percent from the floor by a stout UMass defense.

UMass got contributions from many sources in different areas. Junior Hashim Bailey had his first field goal of the season, grabbed a career-high eight rebounds and blocked three shots as he returned from an injury. Freshman Freddie Riley canned two 3-pointers and finished with 12 points. Harris, played a lot much of game at points guard had six assists. David Gibbs had seven points, a career-high tying five rebounds and three assists.

Holy Cross' top scorer Mike Cavataio, who came in averaging 13.3 points, was limited to just six points.

The Minutemen played their best half of the season in the first half, outscoring Holy Cross, 49-34. They continued to maintain a lead of at least seven in the second half and cruised the rest of the way.

After the Crusaders got to within seven points at 57-50, UMass went on a 11-0 run including an alley-oop dunk by Sean Carter on a pass from Gary Correia and a 3-pointer by Correia with 8:10 left in regulation. A Riley 3-ball gave UMass its largest lead of the game to that point at 68-50 with 7:45 left. The Minutemen continued to roll. Gurley hit three straight wing lay-ups to give UMass a 74-54 lead with 4:59 left.

Holy Cross opened the second half scoring the first seven points of the half to cut UMass' lead to 49-41. Harris nailed an NBA-length 3-pointer to end the 9-0 run that extended to the end of the first half.

The Minutemen had their highest scoring first half of the year in taking a 49-34 lead at intermission. It was UMass' most points in the first 20 minutes since netting 57 at Fordham last February. Harris led all players with 14 points as UMass shot 52 percent from the floor (17-of-33). Harris' three free throws with 1:08 left in the first half, gave UMass its largest lead of the half at 49-32.

UMass made all eight free throws in the first half and turned the ball over just five times, while outrebounding Holy Cross, 20-14.

UMass made four 3-pointers in a 2:30 span to build a 10-7 lead to 21-7 with 13:13 left in the first half. Riley's 3-pointer finished up an 11-0 run.

12/05/09 3:30 p.m. at DCU Center, Worcester, Mass.

VISITORS: Massachusetts 4-4

## Player	fg fga	3fg fga	ft fta	of de	tot	pf	tp	a	to blk	s min
01 GIBBS, David	f 2 3	1 2	2 2	1 4	5 1	7	4	2	0 2	23
02 VINSON, Terrell	f 1 4	0 2	0 0	0 0	0 0	2	2	0	0 0	13
23 CARTER, Sean	c 2 5	0 0	1 1	0 3	3 4	5	0	2	0 1	14
05 HARRIS, Ricky	g 6 10	4 6	3 3	0 3	3 2	19	6	4	0 0	30
12 GURLEY, Anthony	g 7 12	2 3	2 2	0 5	5 0	18	3	1	0 0	26
04 MONGO, Lex	0 0	0 0	0 0	0 0	0 0	0	0	0	0 1	1
10 FARRELL, Javorn	2 3	0 0	0 0	0 3	3 1	4	0	0	0 0	11
11 CORREIA, Gary	2 3	2 2	0 0	0 1	1 1	6	3	0	0 0	17
13 LANG, Trey	1 1	0 0	0 0	0 1	1 1	2	0	0	0 0	3
22 CARTER, Sampson	2 6	1 3	0 0	0 4	4 0	5	1	0	1 0	17
24 RILEY, Freddie	4 11	2 6	2 4	2 3	5 2	12	1	1	0 0	17
35 BAILEY, Hashim	2 2	0 0	0 0	4 4	8 4	4	0	1	3 1	16
50 HILL, Matt	0 2	0 2	0 0	0 2	2 2	0	0	0	0 0	12
TEAM				1 1						
Totals.....	31 62	12 26	10 12	8 33	41 20	84	18	11	4 5	199

TOTAL FG%	1st Half: 17-33 51.5%	2nd Half: 14-29 48.3%	Game: 50.0%	DEADBALL
3-Pt. FG%	1st Half: 7-14 50.0%	2nd Half: 5-12 41.7%	Game: 46.2%	REBOUNDS
F Throw %	1st Half: 8-8 100%	2nd Half: 2-4 50.0%	Game: 83.3%	1

HOME TEAM: Holy Cross 2-7

## Player	fg fga	3fg fga	ft fta	of de	tot	pf	tp	a	to blk	s min
05 Mike Cavataio	f 3 7	0 0	0 2	1 2	3 1	6	2	1	0 1	27
34 Andrew Keister	f 4 8	0 0	4 6	4 0	4 2	12	1	0	0 0	26
53 Eric Meister	c 4 9	0 0	1 3	2 5	7 2	9	0	2	1 1	30
10 R.J. Evans	g 6 14	0 0	6 10	0 4	4 5	18	3	0	0 0	34
22 Andrew Beinert	g 3 9	2 5	4 4	0 0	0 0	12	0	2	0 3	28
01 Dee Goens	0 2	0 0	1 2	0 3	3 2	1	1	0	1 0	12
02 Devin Brown	1 6	1 2	0 0	1 2	3 1	3	2	1	0 0	21
12 Adam May	0 0	0 0	0 0	0 2	2 1	0	0	0	0 0	10
15 Charlie Mills	0 0	0 0	0 0	0 0	0 0	0	0	0	0 0	0+
32 Jordan Stevens	0 2	0 1	0 0	1 0	1 1	0	0	0	0 0	2
35 Eric Obeysekere	0 0	0 0	0 0	0 2	2 0	0	0	0	1 0	2
42 Josh Jones	0 1	0 0	0 0	0 0	0 0	0	0	0	0 0	2
44 Phil Beans	0 1	0 0	2 2	0 0	0 0	2	1	0	0 0	6
TEAM				1 2	3					
Totals.....	21 59	3 8	18 29	10 22	32 15	63	10	7	2 5	199

TOTAL FG%	1st Half: 11-28 39.3%	2nd Half: 10-31 32.3%	Game: 35.6%	DEADBALL
3-Pt. FG%	1st Half: 2-5 40.0%	2nd Half: 1-3 33.3%	Game: 37.5%	REBOUNDS
F Throw %	1st Half: 10-16 62.5%	2nd Half: 8-13 61.5%	Game: 62.1%	6, 2

Officials: David Walker, Roberto Marquez, Mike Alvaro; Attendance: 2028

Score by Periods	1st	2nd	Total
Massachusetts	49	35	84
Holy Cross	34	29	63

Points in the paint-UMASS 39,HC 30. Points off turnovers-UMASS 5,HC 10.  
2nd chance points-UMASS 10,HC 6. Fast break points-UMASS 17,HC 2.  
Bench points-UMASS 33,HC 6. Score tied-1 time. Lead changed-0 times.  
Last FG-UMASS 2nd-01:44, HC 2nd-02:39.  
Largest lead-UMASS by 22 2nd-00:21, HC None.

**GAME 9 - Dec. 7, 2009****Seton Hall 86, UMass 68**

NEWARK, N.J. - Undeclared Seton Hall handed UMass a 86-68 loss at the Prudential Center. Seton Hall's dynamic combination of Herb Pope (22) and Jeremy Hazell (21) combined for 43 points as the Pirates moved to 7-0 overall. The Hall shot 53 percent from the floor in the first half in building an insurmountable 44-19 advantage. Pope added 15 rebounds. UMass (4-5 overall) was led by Ricky Harris (15) and Anthony Gurley (15). Both players have scored in double-figures in every game this season.

Harris moved to ninth in career scoring, passing Mike Pyatt (1,503) as he now has 1,506.

The Minutemen shot just 29 from the floor in the game after 19.4 percent in the first half. UMass missed its first 14 shots from 3-point range in the game. Gurley ended the drought with 14:27 left in the second game as he drained a trey to make it 57-28 in favor of the Pirates.

Seton Hall's largest lead of the game was 35 points at 64-29 with 11:31 left in the second half on a pair of Robert Mitchell free throws. UMass had a run of making 7-of-9 3-pointers in the second half to cut the deficit to 24 on several occasions.

UMass outscored Seton Hall, 49-42 in the second half. Terrell Vinson scored nine of his 12 in the final 20 minutes.

The Pirates led 44-19 at halftime as Pope (16) and Hazell (15) combined for 31 points. Seton Hall shot 53 percent from the floor in the first half, while UMass made just 19.4 percent of its shots (7-of-36). The Minutemen missed on all 12 of their 3-point attempts.

The Pirates took a 22-point lead at 39-17 on a jumper by Hazell with 2:48 left in the first. That expanded to 25 points on Hazell's second 3-pointer of the half with 51 seconds left, making it 44-19.

Seton Hall methodically built a lead of 16 midway through the first half. Jordan Theodore scored five points in a row to give the Pirates a 28-12 lead with 7:47 left in the first half. Seton Hall used a 13-2 run to take expand a 15-10 lead with 11 minutes left in the first half.

12/07/09 7:00 p.m. at Newark, N.J. - Prudential Center

VISITORS: Massachusetts 4-5

# Player	fg	fga	3fg	3fga	ft	fta	of	de	tot	pf	tp	a	to	blk	s	min
02 VINSON, Terrell	f	3	8	2	5	4	6	3	4	7	5	12	0	4	0	24
23 CARTER, Sean	c	0	4	0	0	0	4	2	6	2	0	2	0	1	0	15
01 GIBBS, David	g	1	4	0	2	0	0	1	1	2	3	2	2	0	0	16
05 HARRIS, Ricky	g	6	16	1	5	2	2	1	4	5	1	15	2	1	0	28
12 GURLEY, Anthony	g	5	14	2	4	3	4	2	2	4	0	15	0	5	1	24
04 MONGO, Lex	0	0	0	0	0	0	0	0	0	0	0	0	0	0	0	1
10 FARRELL, Javorn	3	7	2	2	0	0	1	3	4	5	8	1	1	1	0	12
11 CORREIA, Gary	1	3	0	0	0	1	0	2	2	4	2	3	1	0	0	23
22 CARTER, Sampson	1	4	0	0	5	6	1	1	2	2	7	0	1	0	1	15
24 RILEY, Freddie	2	11	2	11	1	2	1	3	4	1	7	2	1	0	1	19
35 BAILEY, Hashim	0	1	0	0	0	0	3	3	6	1	0	0	0	2	0	16
50 HILL, Matt	0	3	0	0	0	0	1	1	2	1	0	0	0	0	1	7
TEAM							3	1	4							
Totals.....	22	75	9	29	15	21	21	27	48	25	68	12	16	5	3	200

TOTAL FG%	1st Half: 7-36 19.4%	2nd Half: 15-39 38.5%	Game: 29.3%	DEADBALL
3-Pt. FG%	1st Half: 0-12 0.0%	2nd Half: 9-17 52.9%	Game: 31.0%	REBOUNDS
F Throw %	1st Half: 5-6 83.3%	2nd Half: 10-15 66.7%	Game: 71.4%	3

HOME TEAM: Seton Hall 7-0

# Player	fg	fga	3fg	3fga	ft	fta	of	de	tot	pf	tp	a	to	blk	s	min
15 POPE, Herb	f	9	15	2	2	2	6	3	12	15	2	22	0	1	2	32
23 MITCHELL, Robert	f	4	11	0	0	5	7	6	2	8	3	13	0	0	0	25
31 GARCIA, John	c	1	3	0	0	2	6	3	3	6	0	4	1	1	4	22
20 HARVEY, Eugene	g	3	5	0	0	1	2	0	4	4	2	7	6	5	0	29
21 HAZELL, Jeremy	g	8	14	2	8	3	5	0	1	1	3	21	1	2	0	26
10 THEODORE, Jordan	4	9	0	2	4	5	1	2	3	0	12	5	2	1	1	26
22 JACKSON, Jamel	0	3	0	2	1	2	2	2	4	2	1	1	0	0	0	12
25 HALL, Ferrakohn	1	5	0	1	1	4	2	3	5	2	3	1	0	2	0	16
35 OLIVER, Melvyn	1	3	0	0	1	2	1	2	3	3	3	0	1	1	0	9
40 CAJUSTE, Matt	0	1	0	0	0	0	0	1	1	0	0	0	0	0	0	3
TEAM							2	3	5							
Totals.....	31	69	4	15	20	39	20	35	55	17	86	15	12	10	11	200

TOTAL FG%	1st Half: 18-34 52.9%	2nd Half: 13-35 37.1%	Game: 44.9%	DEADBALL
3-Pt. FG%	1st Half: 4-9 44.4%	2nd Half: 0-6 0.0%	Game: 26.7%	REBOUNDS
F Throw %	1st Half: 4-13 30.8%	2nd Half: 16-26 61.5%	Game: 51.3%	10

Officials: Tim Higgins, John Gaffney, James Breeding; Attendance: 5861

Technical fouls: Massachusetts-head coach Derek Kellogg at 19:09 of the second half. Seton Hall-head coach Bobby Gonzalez at 12:01 of the first half; #21 Jeremy Hazell at 14:01 of the second half

Score by Periods	1st	2nd	Total
Massachusetts	19	49	68
Seton Hall	44	42	86

Points in the paint-UMASS 22,SHU 36. Points off turnovers-UMASS 5,SHU 20.

2nd chance points-UMASS 15,SHU 16. Fast break points-UMASS 8,SHU 18.

Bench points-UMASS 24,SHU 19. Score tied-2 times. Lead changed-0 times.

Last FG-UMASS 2nd-01:06, SHU 2nd-00:54.

Largest lead-UMASS None, SHU by 35 2nd-11:31.

**GAME 10 - Dec. 11, 2009****UMass 81, Grambling State 58**

AMHERST, Mass. - Led by freshman Terrell Vinson's first career double-double (20 points, 11 rebounds), UMass delivered a dominating performance, defeating Grambling, 81-58, at the Mullins Center. Vinson's double-double is the first one by a freshman since Rashaun Freeman in 2004. Playing with two of their top three scorers out with injuries (Ricky Harris and Freddie Riley), the Minutemen used a strong inside game, outrebounding the Tigers, 55-30, scoring 56 points in the paint, and tallying 28 second-chance points. UMass improved to 5-5 on the season, while Grambling fell to 1-5.

Gary Correia had the second double-figure performance of his career with 11 points, including three 3-pointers. Vinson's points and rebounds were both career-highs, while Sampson Carter was UMass' third player in double-figures with 11. Hashim Bailey also set a career-high with nine points. Javorn Farrell and Sampson Carter added 10 and nine rebounds, respectively, to contribute to UMass' control of the glass.

George Akpele, Lance Fuertado, and Torez Young all scored 11 points for Grambling.

UMass used a late first half 10-0 run to break open a close game and went on to outscore Grambling 48-33 in the second half to cruise to the victory.

The first half was a back-and-forth affair that featured 10 lead changes and six ties. The Minutemen struggled with their shooting early, especially from behind the arc where they missed their first five shots. The game was tied with 4:19 left in the half when Correia heated up, hitting two straight 3-pointers to start a 10-0 UMass run that gave the home team a 10-point lead, 33-23, with 51 seconds left. A basket by Grambling's Lance Fuertado with 22 seconds left in the opening half snapped a 4:13 scoring drought for the Tigers and sent UMass into halftime up 33-25.

Correia led all scorers in the first 20 minutes with nine points. Vinson added seven points as the Minutemen shot 39.4 percent (13-33) from the field to Grambling's 33.3 percent (11-33). UMass controlled the boards in the first half, 27-18, led by eight from Farrell. Fuertado led the Tigers with seven first half points.

UMass took over in the second half. After a quick Tiger bucket to start the half, UMass scored six unanswered points highlighted by Sean Carter and David Gibbs dunks. The Minutemen were up 11 with 15 minutes left when they went on a 9-0 run, started by a Anthony Gurley 3-pointer followed by three straight layups in transition to take a 20-point lead, 52-32 with 13 minutes to go.

The Minutemen continued to pull away down the stretch as

Sampson Carter, Bailey, and Vinson all had streaks of six-straight points. The lead reached as much as 27 with 5:56 to go, before the game ended with UMass leading by 23.

12/11/09 8:15 pm at Amherst, Mass. (Mullins Center)

VISITORS: Grambling State 1-5

# Player	fg	fga	3fg	3fga	ft	fta	of	de	tot	pf	tp	a	to	blk	s	min
33 AKPELE, George	f	5	8	0	0	1	2	1	5	6	1	11	1	2	1	28
01 PERKINS, Ariece	g	2	9	0	1	1	2	0	0	0	3	5	4	1	0	31
02 QUALLS, Donald	g	3	9	1	5	0	2	0	2	2	3	7	2	2	0	25
11 LOYD, Kevin	g	1	4	1	3	0	2	0	8	4	3	4	1	0	0	34
20 FUERTADO, Lance	g	5	15	1	7	0	2	0	4	4	3	11	3	1	1	28
00 SAINT-GELAIS, Allan	0	0	0	0	0	0	0	0	0	0	0	0	0	0	0	1
03 BRYSON, Terdarin	2	3	0	1	0	0	0	0	0	0	0	4	1	0	1	9
04 WILKERSON, Maurice	3	3	0	0	0	0	2	2	4	3	6	0	1	0	0	12
10 YOUNG, Torez	5	12	1	2	0	0	1	1	2	3	11	1	2	0	2	29
21 ROSE, Rupert	0	0	0	0	0	0	0	0	0	0	0	0	0	0	0	1
32 DUCKETT, Phillip	0	1	0	1	0	0	0	0	0	0	0	0	0	0	0	1
34 THOMAS, David	0	0	0	0	0	0	0	0	0	0	0	0	0	0	0	1
TEAM							2	2	4							
Totals.....	26	64	4	20	2	10	6	24	30	20	58	16	10	3	5	200

TOTAL FG%	1st Half: 11-33 33.3%	2nd Half: 15-31 48.4%	Game: 40.6%	DEADBALL
3-Pt. FG%	1st Half: 2-11 18.2%	2nd Half: 2-9 22.2%	Game: 20.0%	REBOUNDS
F Throw %	1st Half: 1-4 25.0%	2nd Half: 1-6 16.7%	Game: 20.0%	2,2

HOME TEAM: Massachusetts 5-5

# Player	fg	fga	3fg	3fga	ft	fta	of	de	tot	pf	tp	a	to	blk	s	min
02 VINSON, Terrell	f	7	12	0	4	6	9	7	4	11	1	20	1	1	1	28
23 CARTER, Sean	c	3	8	0	0	0	0	1	6	7	3	6	1	0	4	21
01 GIBBS, David	g	3	6	0	2	0	2	0	2	2	2	6	6	1	1	29
11 CORREIA, Gary	g	4	10	3	7	0	0	1	2	3	1	11	6	0	0	33
12 GURLEY, Anthony	g	4	14	1	5	0	0	1	3	4	1	9	2	3	0	31
04 MONGO, Lex	0	2	0	2	0	0	0	0	0	0	1	0	1	1	0	2
10 FARRELL, Javorn	2	4	0	0	2	2	0	10	10	1	6	2	0	2	2	11
13 LANG, Trey	1	1	0	0	1	1	0	1	1	1	3	0	0	0	0	6
22 CARTER, Sampson	4	7	0	1	3	4	3	6	9	2	11	0	1	1	0	16
35 BAILEY, Hashim	4	4	0	0	1	3	2	3	5	2	9	0	1	0	0	13
50 HILL, Matt	0	2	0	1	0	0	0	0	0	0	1	0	0	1	0	10
TEAM							2	1	3							
Totals.....	32	70	4	22	13	21	17	38	55	16	81	19	9	9	7	200

TOTAL FG%	1st Half: 13-33 39.4%	2nd Half: 19-37 51.4%	Game: 45.7%	DEADBALL
3-Pt. FG%	1st Half: 3-12 25.0%	2nd Half: 1-10 10.0%	Game: 18.2%	REBOUNDS
F Throw %	1st Half: 4-9 44.4%	2nd Half: 9-12 75.0%	Game: 61.9%	3

Officials: Tony Dawkins, Earl Walton, Bill McCarthy; Attendance: 2421

Score by Periods	1st	2nd	Total
Grambling	25	33	58
Massachusetts	33	48	81

Points in the paint-GSU 30,UMASS 56. Points off turnovers-GSU 12,UMASS 15.

2nd chance points-GSU 4,UMASS 28. Fast break points-GSU 6,UMASS 10.

Bench points-GSU 21,UMASS

**GAME 11 - Dec. 19, 2009**  
**TD Garden, Boston, Mass.**

**UMass 73, RV/RV Memphis 72**

BOSTON - A basket in the lane by Terrell Vinson with 0:00.7 seconds left off an inbounds play erased a one-point deficit and gave UMass a thrilling 73-72 victory over Memphis at the TD Garden in front of 8,096 fans that braved winter storm conditions. Head Coach Derek Kellogg led his alma mater to the victory over the team he was an assistant for eight years in back and forth game in which the teams traded leads 18 times. The Minutemen improved to 6-5 on the season, while the Tigers fell to 7-2.

UMass trailed by on following two Ricky Harris free throws with 46.8 seconds left and got a stop on the defensive end when Elliot Williams' contested shot missed. The Minutemen had an inbounds play under the basket with 3.8 seconds left when Vinson came up with the loose ball off a lob attempt and banked it in with seven-tenths of a second remaining.

UMass held huge advantages in rebounding (44-24) and shooting (50.0 percent to 36.2 percent), but Memphis stayed in the game thanks to eight 3-point field goals and 24 points off 20 UMass turnovers.

Coming off his first career double-double, Vinson led again led the Minutemen with 21 points and added nine rebounds. Anthony Gurley, playing in his hometown, contributed 14 points, while Harris added 13. Memphis was led by Doneal Mack's 23 points.

It was a back and forth game in the opening minutes, as the teams traded leads seven times in the opening three and a half minutes. The Minutemen turned an early rebounding edge, 8-4 at the first media timeout, into second chance points, as Sean Carter and Hashim Bailey combined to score eight of UMass' first 10 points.

Memphis then went on a 9-3 run to open up a seven-point lead, 20-13, but the Minutemen responded by outscoring the Tigers, 18-9, over 8:21 to take a 31-29 lead with 3:44 left in the half. Gurley and Harris fueled the run with seven and six points, respectively. Memphis took a one-point lead into halftime, 35-32.

Mack led all scorers in the opening 20 minutes with 10 points, while UMass was led by Vinson's eight. UMass held the edge in shooting, 44 percent to 37.9 percent, and in rebounding, 24-11, but turned the ball over 11 times to Memphis' five.

The teams continued to go back and forth in the second half, as UMass used balanced scoring from seven different players in the first seven minutes of the half, while holding the Tigers to just four field goals over that span, but three of those four were 3-pointers. Memphis led by one, 49-48, when the Minutemen scored seven-straight points, started by a Gary Correia 3-pointer and capped off by a Vinson 3-point play, to take 56-49 lead with 13:34 to go.

The Minutemen still had a seven-point lead, 58-51, when Memphis, led by nine points from Witherspoon, went on a 12-2 run over the next 3:12 to take the lead back, 63-60 with 6:40 left.

12/19/09 6:00 pm at Boston, Mass. (TD Garden)

VISITORS: Memphis 7-2																		
##	Player	fg	fga	3fg	3fga	ft	fta	of	de	tot	pf	tp	a	to	blk	s	min	
03	SALLIE, Roburt	f	1	9	0	4	3	4	4	2	6	4	5	4	1	0	2	34
20	MACK, Doneal	f	9	13	4	7	1	1	0	3	3	1	23	1	0	2	36	
10	COLEMAN, Will	c	0	2	0	0	4	4	2	2	4	5	4	0	0	1	3	16
05	KEMP, Willie	g	2	8	1	3	4	4	0	0	0	0	9	3	2	0	34	
15	WILLIAMS, Elliot	g	3	12	2	8	7	7	0	0	0	2	15	4	2	0	33	
01	HENDERSON-NILES, P.	1	2	0	0	0	2	1	1	2	4	2	0	2	0	1	16	
11	WITHERSPOON, Wes	5	12	1	3	3	3	3	3	6	3	14	0	2	0	0	19	
30	STEPHENS, D.J.	0	0	0	0	0	0	1	0	1	1	0	0	0	1	0	12	
TEAM		1 1 2																
Totals.....		21	58	8	25	22	25	12	12	24	20	72	12	9	4	13	200	

TOTAL FG%	1st Half: 11-29 37.9%	2nd Half: 10-29 34.5%	Game: 36.2%	DEADBALL
3-Pt. FG%	1st Half: 4-15 26.7%	2nd Half: 4-10 40.0%	Game: 32.0%	REBOUNDS
F Throw %	1st Half: 9-9 100%	2nd Half: 13-16 81.3%	Game: 88.0%	3,1

HOME TEAM: Massachusetts 6-5

##	Player	fg	fga	3fg	3fga	ft	fta	of	de	tot	pf	tp	a	to	blk	s	min
02	VINSON, Terrell	f	8	13	0	1	5	7	5	4	9	2	21	0	1	0	31
23	CARTER, Sean	c	4	5	0	0	0	1	4	4	8	1	3	2	1	2	25
01	GIBBS, David	g	1	2	0	0	0	0	0	1	1	2	2	1	0	0	24
05	HARRIS, Ricky	g	2	11	0	5	9	10	2	1	3	4	13	3	4	0	33
12	GURLEY, Anthony	g	5	8	0	0	4	5	1	5	6	2	14	1	4	0	29
10	FARRELL, Javorn	0	1	0	0	0	0	1	0	1	0	0	0	0	1	0	3
11	CORREIA, Gary	2	7	2	5	1	2	0	5	5	0	7	3	4	0	2	31
22	CARTER, Sampson	1	1	1	1	0	0	1	0	1	0	3	0	2	0	1	10
35	BAILEY, Hashim	2	2	0	0	1	7	3	2	5	3	5	0	0	1	0	9
50	HILL, Matt	0	0	0	0	0	0	0	0	0	0	0	0	0	0	0	5
TEAM		2 3 5															
Totals.....		25	50	3	12	20	32	19	25	44	17	73	10	20	3	5	200

TOTAL FG%	1st Half: 11-25 44.0%	2nd Half: 14-25 56.0%	Game: 50.0%	DEADBALL
3-Pt. FG%	1st Half: 1-6 16.7%	2nd Half: 2-6 33.3%	Game: 25.0%	REBOUNDS
F Throw %	1st Half: 11-16 68.8%	2nd Half: 9-16 56.3%	Game: 62.5%	5

Officials: Frankie Bordeaux, Ken Turner, Jackie Sanders; Attendance: 8096

Score by Periods	1st	2nd	Total
Memphis	35	37	72
Massachusetts	34	39	73
Points in the paint-MEM	16	UMASS	40
Points off turnovers-MEM	24	UMASS	17
2nd chance points-MEM	4	UMASS	21
Fast break points-MEM	8	UMASS	4
Bench points-MEM	16	UMASS	15
Score tied-13 times	Lead changed-18 times		
Last FG-MEM 2nd-03:07, UMASS 2nd-00:00			
Largest lead-MEM by 7 1st-12:35, UMASS by 7 2nd-12:00			

**GAME 12 - Dec. 23, 2009**  
**Boston College 79, UMass 67**

CHESTNUT HILL, Mass. - In front of a pro-UMass crowd at the Conte Forum, the Minutemen lost at Boston College, 79-67 on Wednesday night. After being held scoreless in the first half, Boston College's Corey Raji scored all of his 18 points in the second half as the Eagles pulled away. Beantown native Anthony Gurley led UMass (6-6 overall) with 23 points and a career-high 10 rebounds. Sean Carter had 16 points and nine rebounds and Ricky Harris added 12. Hashim Bailey had a career-high 10 rebounds.

Joe Trapani also added 18 for Boston College (8-4).

The Eagles used a decisive 16-4 run midway through the second half to build a 12-point edge at 56-44 on back-to-back lay-ups by Raji with 10 minutes left in the half. BC made 14-of-19 field goals to start the second half after making just 12-of-37 in the first half (32 percent). That run broke a 40-40 tie with 14:28 left in the second.

UMass chipped away at the BC lead cutting it to five, 60-55 with 4:50 left on a Sampson Carter lay-up to finish a 7-0 run. But, Trapani canned a 3-pointer on the next possession to extend the lead back to eight for BC, 63-55 with 4:22 remaining.

The Minutemen had a life with 1:52 left as BC's Reggie Jackson was called for an intentional foul as UMass cut the deficit to seven three times in the final two minutes.

Boston College went to Raji early and often in the second half as he scored 12 of the Eagles' first 21 in the period as the Eagles took a 45-40 lead with 12:58 left on a Raji putback. BC took a 49-42 lead on a Trapani driving lay-up with 11:52 forcing Derek Kellogg to call timeout.

After an awful shooting first half for both teams, the Minutemen and Eagles were hot early in the second half as they traded baskets on both ends of the court. UMass tied the game on two occasions at 32 all and 40 all, coming on

Harris and Gurley 3-pointers, respectively at 17:42 and 14:28. The game was tied six different times to that point, just UMass couldn't gain the lead.

It was a very ugly start for both teams as they combined for 9-of-36 from the floor (25 percent) in the first 11:30 minutes as BC held an 11-8 lead. UMass missed its first seven 3-pointers of the game before Gurley nailed one with 6:09 left in the first half to cut BC's lead to 15-13.

Gurley tied the game at 17-17 with a slick fastbreak lay-up off a Harris pass with 3:26 to even the game for the first time since 2-2. The teams finally starting hitting shots and BC took a 26-25 lead into halftime. Gurley led all scorers with 11 points. Despite the game's physical nature, neither team took a free throw in the first half. UMass outrebounded BC, 26-15 with Gurley grabbing six in the first 20 minutes.

12/23/09 7 p.m. at Silvio O. Conte Forum, Chestnut Hill, MA

VISITORS: Massachusetts 6-6																		
##	Player	fg	fga	3fg	3fga	ft	fta	of	de	tot	pf	tp	a	to	blk	s	min	
02	VINSON, Terrell	f	1	2	0	0	0	2	2	0	2	4	2	0	1	1	0	23
23	CARTER, Sean	f	6	9	0	0	4	6	7	2	9	2	16	0	1	3	0	29
01	GIBBS, David	g	0	3	0	2	0	0	2	1	3	0	0	0	2	0	18	
05	HARRIS, Ricky	g	5	16	1	8	1	2	0	4	4	3	12	3	7	0	34	
12	GURLEY, Anthony	g	6	20	2	6	9	10	4	6	10	1	23	1	2	0	35	
10	FARRELL, Javorn	2	2	0	0	0	2	1	1	2	2	4	0	3	0	0	11	
11	CORREIA, Gary	1	5	0	2	0	0	0	3	3	3	2	5	0	0	0	24	
22	CARTER, Sampson	2	5	0	3	0	0	0	1	1	0	4	0	0	0	0	15	
35	BAILEY, Hashim	2	6	0	0	0	2	3	7	10	4	4	0	0	1	0	11	
TEAM		3 3 6																
Totals.....		25	68	3	21	14	24	22	28	50	19	67	9	16	5	2	200	

TOTAL FG%	1st Half: 12-34 35.3%	2nd Half: 13-34 38.2%	Game: 36.8%	DEADBALL
3-Pt. FG%	1st Half: 1-10 10.0%	2nd Half: 2-11 18.2%	Game: 14.3%	REBOUNDS
F Throw %	1st Half: 0-0 0.0%	2nd Half: 14-24 58.3%	Game: 58.3%	5,2

HOME TEAM: Boston College 8-4

##	Player	fg	fga	3fg	3fga	ft	fta	of	de	tot	pf	tp	a	to	blk	s	min
11	Raji, Corey	f	9	16	0	0	0	1	3	4	7	2	18	0	2	1	30
12	Trapani, Joe	f	6	17	2	7	4	4	2	3	5	3	18	4	1	1	37
00	Jackson, Reggie	g	4	9	1	3	4	5	2	6	8	1	13	5	0	1	38
05	Paris, Biko	g	2	4	1	2	2	2	0	2	2	7	3	1	0	1	32
15	Sanders, Rakim	g	5	14	2	5	3	5	2	2	4	4	15	8	1	2	32
24	Ravenel, Evan	0	2	0	0	0	0	0	1	0	1	0	0	1	0	0	7
30	Elmore, Dallas	1	2	0	0	0	0	0	0	0	0	5	2	2	0	0	17
52	Southern, Josh	3	4	0	0	0	0	0	1	1	2	6	0	0	0	0	7
TEAM		1 4 5															
Totals.....		30	68	6	17	13	17	11	22	33	20	79	22	6	5	9	200

TOTAL FG%	1st Half: 12-37 32.4%	2nd Half: 18-31 58.1%	Game: 44.1%	DEADBALL
3-Pt. FG%	1st Half: 2-9 22.2%	2nd Half: 4-8 50.0%	Game: 35.3%	REBOUNDS
F Throw %	1st Half: 0-0 0.0%	2nd Half: 13-17 76.5%	Game: 76.5%	1,4

Officials: Jamie Luckie, Brian Dorsey, Bob Donato; Attendance: 6519

Score by Periods	1st	2nd	Total
Massachusetts	25	42	67
Boston College	26	53	79
Points in the paint-UMASS	40	BC	38
Points off turnovers-UMASS	5	BC	16
2nd chance points-UMASS	21	BC	8
Fast break points-UMASS	5	BC	10
Bench points-UMASS	14	BC	8
Score tied-6 times	Lead changed-0 times		
Last FG-UMASS 2nd-01:03, BC 2nd-01:18			
Largest lead-UMASS None, BC by 12 2nd-10:03			

Statistics

**GAME 13 - Dec. 30, 2009****Davidson 63, UMass 61**

DAVIDSON, N.C. -- In its final game of the 2000s decade, the UMass basketball team suffered a tough 63-61 loss at Davidson. The Minutemen fell to 6-7 overall. The Wildcats, who have been to national postseason in each of the last four years, moved to 6-8. Ricky Harris led UMass with 21 points coming off the bench and Anthony Gurley added 17. In his state homecoming, Fayetteville native Sean Carter had a game-high 10 rebounds as the Minutemen outrebounded the Wildcats, 44-38.

J.P. Kuhlman (18 points) hit two free throws with 4.1 seconds left to give the Wildcats a 63-61 lead. UMass inbounded the ball and called timeout after moving the ball to the front court with 1.0 seconds left. Sean Carter fumbled an in-bounds pass but Gurley had a chance for a putback, but it rolled off the rim as the horn sounded.

Davidson used an 11-0 run to rally from down 49-47 with 10:28 left to build a lead as large as nine at 58-49 with 4:48 left in regulation. UMass didn't score for more than seven minutes late in the second half. The Minutemen rallied to tie the game with eight seconds left.

Jake Cohen's bank shot 3-pointer with 5:45 gave Davidson a 56-49 lead, the largest lead of the game in the first 35 minutes. It came after his hook shot with 6:30 left gave the Wildcats a four-point edge. Davidson would never relinquish the lead as UMass went cold from the floor as the Minutemen didn't score for more than seven minutes before a Harris lay-up-and-one with 3:40 left in the game, cut the score of 58-52 with 3:40 left.

Harris canned a 3-pointer with 2:27 left to cut the deficit to three, 58-55, but Brendan McKillop answered 15 seconds later with his own trifecta. Harris' runner with 52.7 seconds left made it a one possession game again, 61-59. He tied the game at 61 all on another lay-up.

Harris ended UMass' drought from the 3-point line (0-of-9 in the first half) with a bomb to give UMass a 42-40 lead with 13:47 left in the second and forcing Davidson to call timeout. Davidson had taken its first lead since 6-4 early in the game on a 3-pointer by J.P. Kuhlman 1:27 into the second half to give the Wildcats a 33-31 edge.

UMass' success was solid limiting Davidson's top two scorers Cohen (14.7 ppg) and Will Archambault (11.2 ppg) to a combined eight points.

UMass held the lead for much of the first half as the Minutemen led 29-28 in a spirited first half. Both teams shot 34 percent from the floor in the first half as Harris had eight points to lead UMass and Bryant Barr had nine for the Wildcats. The teams were a combined 4-of-26 from beyond the arc (15 percent) in the first 20 minutes (UMass 0-of-9 and Davidson 4-of-17).

UMass finished the 2000s with a record of 160-150. It is the third-most wins in a decade in school history. The record was set in the 1990s with a mark of 239-97. The second-most wins came in the 1970s with a mark of 170-98. In the 2000s, UMass made three trips to the NIT (2000, 2007 and 2008), winning the 2007 Atlantic 10 Regular-Season Championship.

**12/30/09 7 p.m. at Davidson, N.C. - John M. Belk Arena****VISITORS: Massachusetts 6-7**

##	Player	fg	fga	3fg	3fga	ft	fta	of	de	tot	pf	tp	a	to	blk	s	min	
02	VINSON, Terrell	f	3	8	1	5	0	0	2	1	3	4	7	1	1	0	23	
10	FARRELL, Javorn	f	2	7	0	0	0	0	1	4	5	4	4	0	1	1	23	
23	CARTER, Sean	c	2	5	0	0	0	1	4	6	10	1	4	1	0	1	26	
11	CORREIA, Gary	g	1	4	0	2	0	0	1	3	4	2	2	1	0	0	30	
12	GURLEY, Anthony	g	7	16	0	1	3	2	5	7	3	17	0	3	0	0	26	
01	GIBBS, David	0	2	0	0	1	2	0	1	1	1	0	1	0	0	1	19	
05	HARRIS, Ricky	g	8	23	2	7	3	4	1	3	4	1	21	1	3	0	1	25
22	CARTER, Sampson	1	3	0	1	0	0	1	4	5	2	2	0	1	0	0	16	
35	BAILEY, Hashim	1	2	0	0	1	2	3	0	3	2	3	0	2	0	0	8	
50	HILL, Matt	0	0	0	0	0	0	0	1	1	0	0	0	0	0	0	4	
TEAM		1																
Totals.....		25	70	3	16	8	12	16	28	44	19	61	6	12	2	3	200	

TOTAL FG%	1st Half: 13-38 34.2%	2nd Half: 12-32 37.5%	Game: 35.7%	DEADBALL
3-Pt. FG%	1st Half: 0-9 0.0%	2nd Half: 3-7 42.9%	Game: 18.8%	REBOUNDS
F Throw %	1st Half: 3-5 60.0%	2nd Half: 5-7 71.4%	Game: 66.7%	1

**HOME TEAM: Davidson 6-8**

##	Player	fg	fga	3fg	3fga	ft	fta	of	de	tot	pf	tp	a	to	blk	s	min
15	COHEN, Jake	f	3	7	1	4	1	2	0	4	4	3	8	1	2	3	29
23	ROSSITER, Steve	f	3	4	0	1	0	1	1	5	6	1	6	2	0	1	23
01	MCKILLOP, Brendan	g	3	7	3	5	4	4	0	2	2	2	13	3	1	0	25
05	KUHLMAN, JP	g	7	15	2	4	2	2	0	4	4	18	3	5	0	1	37
22	ARCHAMBAULT, Will	g	0	4	0	3	0	0	0	2	2	0	0	1	0	0	22
12	COCHRAN, Nik	1	2	0	1	0	0	0	2	2	1	2	1	0	0	0	17
24	BARR, Bryant	3	9	3	8	0	0	2	4	6	1	9	1	1	0	0	21
34	BEN-EZE, Frank	1	4	0	0	1	2	1	1	2	1	3	0	1	3	0	12
35	NELMS, Dan	0	0	0	0	0	0	0	1	1	0	0	0	0	0	0	1
42	ALLISON, Ben	0	0	0	0	4	6	1	2	3	2	4	1	3	1	0	13
TEAM		1															
Totals.....		21	52	9	26	12	17	6	32	38	15	63	13	14	8	4	200

TOTAL FG%	1st Half: 9-26 34.6%	2nd Half: 12-26 46.2%	Game: 40.4%	DEADBALL
3-Pt. FG%	1st Half: 4-17 23.5%	2nd Half: 5-9 55.6%	Game: 34.6%	REBOUNDS
F Throw %	1st Half: 6-10 60.0%	2nd Half: 6-7 85.7%	Game: 70.6%	2

Officials: Doug Simmons, Billy Covington, James Barker; Attendance: 4122

Score by Periods	1st	2nd	Total
Massachusetts	29	32	61
Davidson	28	35	63

Points in the paint-UMASS 40, DAV 19. Points off turnovers-UMASS 14, DAV 7.

2nd chance points-UMASS 9, DAV 4. Fast break points-UMASS 4, DAV 7.

Bench points-UMASS 27, DAV 18. Score tied-6 times. Lead changed-11 times.

Last FG-UMASS 2nd-00:12, DAV 2nd-02:19.

Largest lead-UMASS by 6 1st-07:40, DAV by 9 2nd-04:48.

**GAME 14 - Jan. 6, 2010****UMass 78, Fordham 76**

AMHERST, Mass. - Ricky Harris banked home a jumper with 2.9 seconds remaining in regulation to lead UMass past Fordham 78-76 on Wednesday night at the Mullins Center. Fordham erased a 13 point UMass lead before Harris hit the game-winning bucket. Brenton Butler led all scorers with 31 points to go along with six assists.

Harris had 21 points and six assists on the night, moving up to seventh place on the UMass all-time scoring list, passing Donald Russell. Anthony Gurley had 15 points to go along with five rebounds, while Hashim Bailey pulled down a career high 13 boards and tied a career high with nine points.

UMass led by five when Chris Gaston (16 points, 14 rebounds) scored and was fouled with 40 seconds left. He missed the free throw allowing the Rams to come up with the rebound and Gaston hit a 3-pointer with 36 seconds left, tying the game at 76. The Minutemen held for the final shot before Harris drove, pulling up at the free throw line and banking in a jumpshot with 2.9 seconds left. The senior guard then came up with a steal as the horn sounded, securing the victory.

The Minutemen jumped out to a quick 6-0 lead, but the Rams came charging back with a 13-2 run over 4:34 that gave them a 13-8 lead just over six minutes into the game. UMass took the lead back at the 8:11 mark on a 3-point play by Bailey that was part of a 10-0 Minutemen run in which they held the Rams scoreless for a span of 3:27 to take a 29-23 lead with 6:46 left in the half. The UMass lead reached as much as eight before the teams went to the locker rooms with the Minutemen leading, 40-34.

Gurley led the Minutemen in the first half with 10 points, six of which came at the charity stripe. Butler paced the Rams in the opening 20 minutes with 12 points. Fordham shot 39.5 percent, while UMass shot 35.9 percent and held the edge on the glass, 28-23.

Just under four minutes into the second half, Harris scored five straight points to give UMass the first double-digit lead by either side, 52-42. The lead reached as much 13, 62-49, on a Bailey layup at the 10:28 mark.

Butler then started a 16-3 Fordham run in which he scored 11 points including three 3-pointers to erase the UMass lead and tie the game at the 7:15 mark, 65-65.

A 3-point play by Harris followed by a 3-pointer from Freddie Riley, in his first game back from a knee injury, quickly put the Minutemen back up by six, 71-65, with 5:27 to go.

Fordham began to foul as the clock went under two minutes, but the Minutemen made the front end only of three straight trips to the free throw line.

**01/06/10 7:45 pm at Amherst, Mass. (Mullins Center)****VISITORS: Fordham 2-11, A10 0-1**

##	Player	fg	fga	3fg	3fga	ft	fta	of	de	tot	pf	tp	a	to	blk	s	min
32	GREEN, Jacob	f	1	2	0	0	0	0	1	2	3	5	2	0	0	0	18
33	GASTON, Chris	f	8	21	0	1	0	3	3	11	14	2	16	1	4	3	37
05	BROWN, Lance	g	5	8	0	0	1	1	2	4	6	4	11	1	2	0	27
21	ESTWICK, Alberto	g	3	9	1	5	0	2	0	2	2	1	7	1	1	0	29
24	BUTLER, Brenton	g	12	23	6	11	1	4	1	3	4	1	31	6	4	0	37
04	TANNER, Herb	1	2	0	1	0	0	1	1	2	2	2	2	0	0	0	8
12	GORDON, Khiry	1	3	0	0	0	0	4	1	5	2	2	1	3	1	2	15
15	ALIHODZIC, Fahro	1	3	0	0	0	0	0	1	1	5	2	0	0	0	1	10
22	MOQUETE, Rayner	0	1	0	0	0	0	0	1	1	0	0	0	0	0	0	3
44	THOMPSON, Danny	1	3	0	0	1	1	1	2	3	0	3	0	0	0	0	16
TEAM		2															
Totals.....		33	75	7	18	3	11	15	34	49	21	76	12	15	4	6	200

TOTAL FG%	1st Half: 15-38 39.5%	2nd Half: 18-37 48.6%	Game: 44.0%	DEADBALL
3-Pt. FG%	1st Half: 1-6 16.7%	2nd Half: 6-12 50.0%	Game: 38.9%	REBOUNDS
F Throw %	1st Half: 3-5 60.0%	2nd Half: 0-6 0.0%	Game: 27.3%	2,3

**HOME TEAM: Massachusetts 7-7, A10 1-0**

##	Player	fg	fga	3fg	3fga	ft	fta	of	de	tot	pf	tp	a	to	blk	s	min
02	VINSON, Terrell	f	3	10	0	3	0	0	5	2	7	2	6	1	0	3	28
23	CARTER, Sean	c	3	6	0	0	1	2	1	3	4	0	7	0	1	0	23
05	HARRIS, Ricky	g	7	18	1	5	6	9	0	2	2	1	21	6	2	0	33
11	CORREIA, Gary	g	2	7	2	7	0	0	0	0	0	3	6	2	1	0	28
12	GURLEY, Anthony	g	4	10	0	2	7	9	1	4	5	0	15	0	2	0	31
01	GIBBS, David	0	2	0	0	0	0	0	1	1	1	0	1	0	1	0	10
22	CARTER, Sampson	3	8	0	3	2	2	1	6	7	3	8	0	0	1	1	17
24	RILEY, Freddie	2	5	2	5	0	0	0	3	3	1	6	0	0	0	0	16
35	BAILEY, Hashim	3	5	0	0	3	8	5	8	13	4	9	2	3	1	0	14
TEAM		2															
Totals.....		27	71	5	25	19	30	15	32	47	15	78	12	9	6	11	200

TOTAL FG%	1st Half: 14-39 35.9%	2nd Half: 13-32 40.6%	Game: 38.0%	DEADBALL
3-Pt. FG%	1st Half: 2-13 15.4%	2nd Half: 3-12 25.0%	Game: 20.0%	REBOUNDS
F Throw %	1st Half: 10-14 71.4%	2nd Half: 9-16 56.3%	Game: 63.3%	3,1

Officials: Brian O'Connell, Frank Spencer, Brent Hampton; Attendance: 3557

Score by Periods	1st	2nd	Total
Fordham	34	42	76
Massachusetts	40	38	78

Points in the paint-FOR 40, UMASS 40. Points off turnovers-FOR 7, UMASS 17.

2nd chance points-FOR 22, UMASS 24. Fast break points-FOR 6, UMASS 14.

Bench points-FOR 9, UMASS 23. Score tied-5 times. Lead changed-4 times.

Last FG-FOR 2nd-00:36, UMASS 2nd-00:03.

Largest lead-FOR by 5 1st-13:52, UMASS by 13 2nd-10:27.

# GAME 15 - Jan. 10, 2010

## MassMutual Center, Springfield

### La Salle 80, UMass 74

SPRINGFIELD, Mass. - La Salle used a 18-5 run to begin the second half to erase a seven-point UMass lead and the Minutemen were outscored, 16-10, over the final five minutes as they fell to the Explorers, 80-74, at the MassMutual Center in Springfield. Freshman **Freddie Riley's** 22 points led all scorers, while La Salle placed four players in double-figures. UMass fell to 7-8 overall and 1-1 in the Atlantic 10, while La Salle improved to 8-7, 1-1.

Riley shot 6-for-14 from 3-point range on his way to 22 points, while **Ricky Harris** finished with 17 points. **Terrell Vinson** was 2-for-2 from behind the arc and also finished in double-figures for the Minutemen with 13 points.

Aaric Murray (18), Rodney Green (17), Yves Mekongo (17), and Steve Weingarten (10) all finished with double-digit points for the Explorers. Green recorded 12 assists, while Murray grabbed a dozen boards.

The Minutemen struggled at the free throw line, shooting 52.2 percent (12-23). The Explorers shot 67.6 percent (23-34) from the line.

UMass shot 42.2 percent (27-64) for the game and 33.3 percent (8-24) from 3-point range, while La Salle shot 44.8 percent (26-58) overall and 35.7 percent (5-14) from behind the arc. The Explorers had a 47-32 advantage on the boards, including a 30-13 edge in the second half.

UMass trailed by six with 3:04 left in the game when Harris completed a 3-point play to pull UMass within three before Jerrell Williams sank two free throws for La Salle to up the lead back to five, 72-67, with 2:39 left. The Minutemen missed four out of five free throws between the 1:18 and 31-second marks, while La Salle went 8-for-8 at the line in the final 21 seconds to secure the win.

The game started as a back and forth affair until the Minutemen outscored the Explorers, 9-3, over a stretch in which UMass held the visiting team without a field goal for 4:51 to take a 17-13 lead with 8:40 left in the half. The UMass first half lead reached as much as 10, 33-23, on a Vinson 3-pointer with 3:56 left, before eventually taking a seven-point lead, 37-30, into the locker room at halftime.

Vinson led the way in the opening 20 minutes with nine points, including 2-for-2 from 3-point range, while the Minutemen shot 50 percent as a team. Mekongo led the Explorers with eight points, while his club shot 37.9 percent from the floor in the opening half.

The lead quickly evaporated in the second half as La Salle opened the half with an 8-0 run, capped off by two Green free throws that gave the Explorers a 38-37 lead as they held UMass without a point for the first three minutes. The La Salle run eventually reached 18-5 over the first six minutes of the half as it built a six-point lead, 48-42.

At the 12:40 with UMass down seven, its biggest deficit, Riley caught fire, hitting four-straight 3-pointers in less than three minutes to give the Minutemen the lead back, 56-54, with 10 minutes to go. The teams went back and forth over the next five minutes with neither side building a lead bigger than three until the Explorers scored six-straight points to take a 70-64 lead with 3:18 to go.

#### 01/10/10 2:00 pm at Springfield, Mass. (MassMutual Center)

VISITORS: La Salle 8-7, 1-1

##	Player	fg	fga	3fg	3fga	ft	fta	of	de	tot	pf	tp	a	to	blk	s	min
12	MEKONGO, Yves	f 6	12	3	6	2	4	0	1	1	1	1	17	0	5	1	2 38
20	WILLIAMS, Jerrell	f 2	7	0	0	3	4	4	8	12	3	7	0	2	1	1	32
24	MURRAY, Aaric	c 8	16	0	0	2	2	5	4	9	4	18	1	0	4	0	27
05	BARRETT, Kimmani	g 2	6	0	2	2	4	1	1	2	1	6	0	1	0	1	24
10	GREEN, Rodney	g 3	9	1	4	10	12	0	6	6	1	17	12	5	0	1	38
03	WILLIAMS, Terrell	0	0	0	0	1	2	0	0	1	1	0	0	0	0	0	4
04	GRANT, Parrish	0	0	0	0	2	4	0	1	1	2	2	0	3	0	0	9
14	WHITE, Devon	1	2	0	0	0	0	1	1	2	1	2	0	0	0	0	6
41	WEINGARTEN, Steve	4	6	1	2	1	2	4	8	4	10	2	1	0	0	2	22
TEAM		2 4 6															
Totals.....		26	58	5	14	23	34	17	30	47	18	80	15	17	6	5	200

TOTAL FG%	1st Half: 11-29 37.9%	2nd Half: 15-29 51.7%	Game: 44.8%	DEADBALL
3-Pt. FG%	1st Half: 1-5 20.0%	2nd Half: 4-9 44.4%	Game: 35.7%	REBOUNDS
F Throw %	1st Half: 7-12 58.3%	2nd Half: 16-22 72.7%	Game: 67.6%	4, 1

#### HOME TEAM: Massachusetts 7-8, 1-1

##	Player	fg	fga	3fg	3fga	ft	fta	of	de	tot	pf	tp	a	to	blk	s	min
02	VINSON, Terrell	f 5	10	2	2	1	2	1	4	5	4	13	4	1	0	0	27
23	CARTER, Sean	c 2	5	0	0	0	1	4	3	7	4	4	0	1	1	3	23
05	HARRIS, Ricky	g 7	15	0	4	3	5	0	1	1	4	17	3	2	0	3	22
11	CORREIA, Gary	g 1	1	0	0	0	1	1	2	2	2	1	1	0	0	19	
12	GURLEY, Anthony	g 3	13	0	4	1	3	0	3	3	0	7	2	3	1	2	32
01	GIBBS, David	1	1	0	0	1	2	0	0	0	3	3	1	0	1	17	
13	LANG, Trey	0	0	0	0	0	0	0	0	0	1	0	0	0	1	0	3
22	CARTER, Sampson	0	3	0	0	1	2	0	2	2	1	1	0	0	0	0	13
24	RILEY, Freddie	7	15	6	14	2	2	0	1	1	0	22	2	1	1	2	26
35	BAILEY, Hashim	0	0	0	0	3	6	1	2	3	5	3	0	0	1	1	10
50	HILL, Matt	1	1	0	0	0	0	3	1	4	2	2	0	0	1	8	
TEAM		1 3 4															
Totals.....		27	64	8	24	12	23	11	21	32	26	74	15	10	5	13	200

TOTAL FG%	1st Half: 14-28 50.0%	2nd Half: 13-36 36.1%	Game: 42.2%	DEADBALL
3-Pt. FG%	1st Half: 3-10 30.0%	2nd Half: 5-14 35.7%	Game: 33.3%	REBOUNDS
F Throw %	1st Half: 6-9 66.7%	2nd Half: 6-14 42.9%	Game: 52.2%	6, 1

Officials: Pat Driscoll, Joe Lindsay, James Breeding; Attendance: 4012

Score by Periods	1st	2nd	Total
La Salle	30	50	80
Massachusetts	37	37	74

Points in the paint-LASALLE 30,UMASS 36. Points off turnovers-LASALLE 8,UMASS 18.

2nd chance points-LASALLE 19,UMASS 8. Fast break points-LASALLE 6,UMASS 8.

Bench points-LASALLE 15,UMASS 31. Score tied-6 times. Lead changed-12 times.

Last FG-LASALLE 2nd-03:23, UMass 2nd-00:03.

Largest lead-LASALLE by 7 2nd-12:55, UMass by 10 1st-03:56.

# GAME 16 - Jan. 13, 2010

## Richmond 70, UMass 63 (OT)

RICHMOND, Va. - UMass made a spirited comeback after falling behind by 14 late in the first half to force overtime, but lost 70-63 at the Robins Center. Richmond outscored UMass 17-10 in the extra session. **Freddie Riley** led UMass with 20 points while **Ricky Harris** added 18.

Richmond's duo of Kevin Anderson (19) and David Gonzalez (16) scored 14 of the Spiders 17 points in overtime. Sophomore Darius Garrett blocked an Atlantic 10, Richmond school-record and UMass opponent-record 14 shots. Richmond also swatted a school record and UMass opponent record 17 shots as a team.

Richmond opened the overtime with Gonzalez (3-pointer) and Anderson hitting back-to-back jumpers for a five-point edge at 58-53, 48 seconds into the extra period. Riley answered with an NBA-range trey to cut the lead to 58-56 with 2:34 left in OT. The teams exchanged pairs of free throws for a 60-58 Richmond lead. Anderson then made a runner for a 4-point lead, 62-58 with 1:36 left. Richmond scored the next three points on free throws to put the game out of hand.

The final eight minutes of regulation were intense on both ends of the court. Richmond held a narrow lead until 1:12 left when Harris hit a pull-up jumper to give UMass a 53-52 advantage. Darius Garrett tied the game with a free throw with 59.6 left. Garrett then blocked a UMass shot with 45 seconds left to regain a Spiders possession. Richmond then wore down the shotclock before **Javorn Farrell** forced a jumpball with the arrow facing UMass' way setting up the final possession. Harris took the inbounds but couldn't get a shot off in the final 13.2 seconds.

After Harris opened the game's scoring with a fastbreak lay-up, Richmond took a 5-2 lead on a Gonzalez 3-pointer 3:34 into the action and never trailed for the remainder of the half. The Spiders built a lead of 13 (25-12) to finish off a 10-0 run. Anderson made two free throws after a technical foul was called on head coach **Derek Kellogg** with 6:16 left in the first half.

UMass fed off their coach's energy and emotion and went on a 13-3 run over the final 6:16 of the half to cut the deficit to 28-25 at halftime. The Minutemen's defense was strong late in the half as it held Richmond off the board for the final 4:17 of the first half.

UMass took its first lead of the game since 2-0 on a Harris lay-up with 14:02 left in the second half to go up 36-34. The teams then traded the lead back-and-forth for the next few minutes. Riley canned back-to-back 3-pointers to give UMass a 42-39 lead with 12:04 left.

Richmond scored the seven points in a row to regain a lead of four points at 46-42 with 8:49 left in the second half. The defense continued to be intense but Richmond took a 50-46 lead on a putback by Justin Harper with 3:54 left in the second.

#### 1/13/10 7:00pm at Richmond, Va. (Robins Center)

VISITORS: Massachusetts 7-9, 1-2 A10

##	Player	fg	fga	3fg	3fga	ft	fta	of	de	tot	pf	tp	a	to	blk	s	min
02	VINSON, Terrell	f 1	5	1	1	2	2	2	4	6	3	5	0	2	1	1	30
23	CARTER, Sean	f 2	2	0	0	0	0	2	5	7	4	4	1	1	2	0	31
05	HARRIS, Ricky	g 8	21	1	6	1	1	2	1	3	2	18	2	5	0	1	33
11	CORREIA, Gary	g 0	3	0	0	0	0	1	0	1	0	0	3	1	0	0	20
12	GURLEY, Anthony	g 0	4	0	1	0	0	2	3	5	0	0	0	2	0	0	17
01	GIBBS, David	1	1	0	0	0	0	0	0	0	3	2	2	0	0	0	10
10	FARRELL, Javorn	2	8	0	0	3	3	2	3	5	4	7	1	1	0	2	27
13	LANG, Trey	0	0	0	0	0	0	0	0	0	0	0	0	0	0	0	2
22	CARTER, Sampson	2	5	1	1	2	2	2	3	5	2	7	1	1	0	0	16
24	RILEY, Freddie	7	13	5	10	1	2	1	1	2	0	20	2	0	0	0	25
35	BAILEY, Hashim	0	0	0	0	0	0	4	4	2	0	0	3	2	0	11	
50	HILL, Matt	0	0	0	0	0	0	0	0	0	0	0	0	0	0	0	3
TEAM		3 1 4 1															
Totals.....		23	62	8	19	9	10	17	25	42	21	63	10	18	5	4	225

TOTAL FG%	1st Half: 10-24 41.7%	2nd Half: 10-26 38.5%	Game: 37.1%	DEADBALL
3-Pt. FG%	1st Half: 2-6 33.3%	2nd Half: 4-10 40.0%	Game: 42.1%	REBOUNDS
F Throw %	1st Half: 3-4 75.0%	2nd Half: 4-4 100%	Game: 90.0%	1

#### HOME TEAM: RICHMOND 13-5, 2-1 A10

##	Player	fg	fga	3fg	3fga	ft	fta	of	de	tot	pf	tp	a	to	blk	s	min
32	HARPER, Justin	f 5	11	1	6	1	4	5	6	11	3	12	3	1	2	0	37
44	BUTLER, Ryan	f 3	12	0	4	2	3	0	3	4	8	1	3	0	4	36	
41	GRIOT, Dan	c 0	4	0	2	0	0	1	0	1	0	0	1	0	0	0	9
05	GONZALVEZ, David	g 5	11	3	8	3	5	0	4	4	1	16	1	1	1	2	41
14	ANDERSON, Kevin	g 5	16	2	7	7	8	2	0	2	0	19	3	3	0	2	43
01	GARRETT, Darius	2	3	0	0	4	6	2	11	13	0	8	1	0	14	0	32
03	BROTHERS, Darien	1	2	0	1	0	0	0	0	0	0	2	0	0	0	0	3
11	DUIKER, Josh	0	0	0	0	0	0	0	0	0	0	0	0	0	0	0	2
12	SMITH, Kevin	1	2	0	1	1	1	0	1	1	1	3	1	1	0	0	10
15	MARTEL, Francis	1	1	0	0	0	0	2	2	2	2	2	0	1	0	1	10
22	ROBBINS, Greg	0	0	0	0	0	0	0	0	0	0	0	0	0	0	0	2
TEAM		2 2 1															
Totals.....		23	62	6	29	18	26	17	22	39	11	70	11	11	17	9	225

TOTAL FG%	1st Half: 10-33 30.3%	2nd Half: 10-25 40.0%	Game: 37.1%	DEADBALL
3-Pt. FG%	1st Half: 5-20 25.0%	2nd Half: 0-7 0.0%	Game: 20.7%	REBOUNDS
F Throw %	1st Half: 3-4 75.0%	2nd Half: 5-10 50.0%	Game: 69.2%	5

Officials: Joe DeMayo, Jim Haney, Todd Williams; Attendance: 4019

Technical fouls: Massachusetts-Derek Kellogg (6:16/1st), RICHMOND-None.

Score by Periods	1st	2nd	OT	Total
Massachusetts	25	28	10	63
RICHMOND	28	25	17	70

Garrett (UR) breaks

## GAME 17 - Jan. 16, 2010 #19/21 Temple 76, UMass 64

PHILADELPHIA - #19 Temple used some red-shot shooting from 3-point range to knock off UMass, 76-64, at the Liacouras Center. The Owls (15-3, 3-0 A-10) converted 14-of-25 3-pointers including senior Ryan Brooks canning a career-best 7-of-12 from beyond the arc. Brooks led all scorers with a career-high 29 points. UMass (7-10, 1-3) was led by junior Anthony Gurley, who scored 20 points. Senior Ricky Harris added 11, his 27th game in a row in double-figures.

Temple's Juan Fernandez added 15 points including 4-of-5 from 3-point land. Temple's total of 14 3-pointers, was one shy of the UMass opponent record for a game. Back in 2003, St. Bonaventure was 15-of-35 from 3-point range. Brooks was also one shy of the UMass opponent individual record for treys. Shan Foster made eight 3-pointers for Vanderbilt on Jan. 5, 2008.

The Minutemen showed great fortune in the second half keeping Temple without a basket for 7:18 and cutting the Owl lead to just seven at 58-51 on a 3-pointer by Javorn Farrell with 8:41 left in the second half. But Fernandez answered with a bomb to end the drought and regain a double-figure lead at 63-51 with 7:43 left in regulation.

The Minutemen cut the deficit to nine twice in the final four minutes, but couldn't get any closer.

UMass, which trailed by as many as 22 with 6:08 left in the first half, rallied back to cut the halftime margin to just 11, at 41-30. The Minutemen ended the first half with a 14-5 spurt. But Temple started the second half with its own run, of 11-2 to rebuild a 20-point edge at 52-32 on Brooks' seventh 3-pointer of the game with 16:46 left in the second half.

The Minutemen got the game to a 10-point spread at 58-48 on a Terrell Vinson 3-point play with 11:06 left in the second half.

Temple was just blistering from trifecta land all day. Temple made 9-fo-14 3-point field goals in the first half to open up a margin as big as 22 points and led 41-30 at halftime. Brooks (16 first-half points) scored his 1000th career point on his fourth 3-pointer of the game, giving Temple a 30-13 lead with 7:47 left in the first half.

Temple began the game hot from 3-point range making 7-of-10 to start the game. The Owls used a 13-0 run including two treys by Fernandez and another by Brooks to take a 24-9 lead with 12:02 left in the first half. That extended to a 16-point edge on a third trifecta by Fernandez. Temple forced UMass into eight turnovers in the game's first 10 minutes.

### 1/16/10 2:05 p.m. at Philadelphia, Pa. (Liacouras Center)

VISITORS: Massachusetts 7-10, 1-3 A-10																
# Player	fg	fga	3fg	3fga	ft	fta	of	de	tot	pf	tp	a	to	blk	s	min
02 VINSON, Terrell	f	3	10	2	4	1	1	4	6	10	2	9	2	1	1	25
23 CARTER, Sean	c	0	3	0	0	2	4	3	1	4	3	2	0	1	0	26
01 GIBBS, David	g	1	2	1	2	0	0	0	1	1	0	3	3	0	1	22
05 HARRIS, Ricky	g	5	17	1	7	0	0	0	0	2	11	2	3	0	1	29
12 GURLEY, Anthony	g	8	13	2	4	2	4	0	3	3	3	20	0	3	0	27
10 FARRELL, Javorn	2	7	1	1	0	0	3	5	8	4	5	1	1	0	0	16
11 CORREIA, Gary	0	1	0	0	0	0	1	2	3	1	0	0	1	0	1	12
22 CARTER, Sampson	1	2	0	0	0	1	1	0	1	0	2	0	0	0	0	8
24 RILEY, Freddie	3	5	2	4	0	0	1	1	3	8	2	1	0	0	0	15
35 BAILEY, Hashim	2	3	0	0	0	0	2	2	4	3	4	0	2	1	0	13
50 HILL, Matt	0	0	0	0	0	0	0	0	0	0	0	0	0	0	0	7
TEAM									2	2						
Totals.....	25	63	9	22	5	10	14	23	37	21	64	10	13	3	4	200

TOTAL FG%	1st Half: 12-30 40.0%	2nd Half: 13-33 39.4%	Game: 39.7%	DEADBALL
3-Pt. FG%	1st Half: 4-9 44.4%	2nd Half: 5-13 38.5%	Game: 40.9%	REBOUNDS
F Throw %	1st Half: 2-3 66.7%	2nd Half: 3-7 42.9%	Game: 50.0%	3

### HOME TEAM: Temple 15-3, 3-0 A-10

# Player	fg	fga	3fg	3fga	ft	fta	of	de	tot	pf	tp	a	to	blk	s	min	
24 ALLEN, Lavoy	f	1	8	0	1	4	4	5	9	14	1	6	2	4	1	37	
50 ERIC, Micheal	c	4	7	0	0	0	0	1	0	1	2	8	0	0	0	13	
02 BROOKS, Ryan	g	8	15	7	12	6	6	0	3	3	29	4	0	0	0	38	
04 FERNANDEZ, Juan	g	5	10	4	5	1	2	0	3	3	3	15	4	3	0	1	38
10 GUZMAN, Luis	g	1	2	1	2	6	6	0	3	3	9	7	2	0	2	33	
23 MOORE, Ramone	0	1	0	0	2	2	0	2	2	2	2	2	0	0	0	11	
30 WILLIAMS, Craig	2	5	2	5	0	0	0	1	1	0	6	0	1	0	0	14	
32 JEFFERSON, Rahlir	0	2	0	0	1	2	0	1	1	1	1	0	0	1	0	11	
33 RANDALL, Scootie	0	0	0	0	0	0	0	0	0	0	0	0	0	0	0	5	
TEAM									1	4	5						
Totals.....	21	50	14	25	20	22	7	26	33	14	76	19	12	2	4	200	

TOTAL FG%	1st Half: 12-25 48.0%	2nd Half: 9-25 36.0%	Game: 42.0%	DEADBALL
3-Pt. FG%	1st Half: 9-14 64.3%	2nd Half: 5-11 45.5%	Game: 56.0%	REBOUNDS
F Throw %	1st Half: 8-8 100%	2nd Half: 12-14 85.7%	Game: 90.9%	1

Officials: Frank Scagliotta, Bo Boroski, Kenneth Turner; Attendance: 4263

Score by Periods	1st	2nd	Total
Massachusetts	30	34	64
Temple	41	35	76

Points in the paint-UMASS 28, TU 12. Points off turnovers-UMASS 8, TU 23.

2nd chance points-UMASS 10, TU 8. Fast break points-UMASS 8, TU 4.

Bench points-UMASS 19, TU 9. Score tied-0 times. Lead changed-0 times.

Last FG-UMASS 2nd-00:04, TU 2nd-00:46.

Largest lead-UMASS None, TU by 22 1st-06:08.

## GAME 18 - Jan. 20, 2010 St. Bonaventure 70, UMass 69

AMHERST, Mass. - After a game that featured eight lead changes and eight ties, a Freddie Riley 3-point attempt at the buzzer missed the mark as UMass fell to St. Bonaventure, 70-69, at the Mullins Center. The Minutemen came back from a 10-point deficit with four minutes to go. Ricky Harris led the Minutemen with 22 points, while Anthony Gurley and Riley added 16 and 12, respectively. The Minutemen fell to 7-11 overall and 1-4 in A-10 play, while the Bonnies improved to 9-8 overall and 2-2 in conference.

Andrew Nicholson led all scorers with 24 points for the Bonnies on 10-of-18 shooting, including 6-of-6 from the foul line. Michael Davenport had a double-double for St. Bonaventure with 16 points and 10 rebounds.

The Minutemen trailed by seven, 68-61, with four minutes left but a Riley 3-pointer, a Harris layup, and a Harris dunk off a miss following a David Gibbs steal, tied the game up at 68-68 with 2:38 to go. After Nicholson sank two free throws for St. Bonaventure and Gurley made 1-of-2 at the line for UMass, the Minutemen had possession of the ball with a minute to go.

Following a long possession, a Riley 3-pointer from the top of the key was off the mark, giving the Bonnies the ball with 41 seconds to go. After Bonnies miss, the Minutemen came away with the rebound with 10 seconds to go, working the ball up the floor before Riley took a pass on the deep right wing for the attempt at the buzzer.

UMass shot 41.5 percent (27-65) from the field, including 4-for-24 from 3-point range, while St. Bona shot 48.2 percent (27-56) and was 1-for-10 from behind the arc. The Bonnies held the edge on the boards, 40-32.

Both teams' offenses got off to slow starts, combining for just six points, a 4-2 Bonnies lead, at the first media timeout with 15:42 left in the half. As the offenses warmed up, the two clubs went back and forth for the duration of the half with eight lead changes and six ties. The Minutemen took a four-point lead, their biggest of the half, 25-21, on a Riley jumper with 4:41 left. The Bonnies then went on a 9-2 run over the final four minutes to take a 30-27 lead into halftime.

Nicholson led all scorers in the opening 20 minutes with 15 points to go with five rebounds and four blocks. UMass was led by eight points from Harris, while Riley added seven. St. Bona held a slight edge in shooting, 39.3 percent (11-28) to 36.7 percent (11-30). The Bonnies turned the ball over 10 times in the first half to UMass' five, but a 21-15 rebounding advantage evened things out for the road team.

A Harris 3-pointer just over a minute into the second half tied the game at 32-32, but the Bonnies, led by six points from Davenport, outscored the Minutemen, 13-6, over the next five minutes to open up a seven-point lead, 45-38, with 14 minutes to go. The St. Bona lead reached double-digits, 57-47, at the midway point of the second half on a Davenport runner in the lane.

UMass responded by scoring seven-straight points, finished off by a Harris 3-pointer, to pull within three, 57-54, with 9:08 to go.

### 01/20/10 7:00 pm at Amherst, Mass. (Mullins Center)

VISITORS: St. Bonaventure 9-8, 2-2																	
# Player	fg	fga	3fg	3fga	ft	fta	of	de	tot	pf	tp	a	to	blk	s	min	
21 COOK, Da'Quan	f	1	2	0	0	0	1	2	4	6	3	2	1	2	0	1	27
44 NICHOLSON, Andrew	f	10	18	0	0	6	6	3	4	7	2	26	1	2	5	0	37
00 ADEGBOYE, Ogo	g	1	3	0	1	3	4	0	3	3	4	5	4	2	0	1	25
04 MATTHEWS, Chris	g	4	12	1	7	0	0	0	2	2	0	9	5	0	0	1	32
32 DAVENPORT, Michael	g	7	11	0	2	2	2	2	8	10	3	16	1	5	0	1	32
11 CONGER, Demitrius	0	3	0	0	3	6	1	2	3	1	3	3	2	0	0	14	
20 ELEBY, Malcolm	4	7	0	0	1	4	0	2	2	3	9	2	1	0	0	19	
33 SIMMONS, Marquise	0	0	0	0	0	0	0	2	2	3	0	0	2	0	0	14	
TEAM									3	2	5						
Totals.....	27	56	1	10	15	23	11	29	40	19	70	17	16	5	4	200	

TOTAL FG%	1st Half: 11-28 39.3%	2nd Half: 16-28 57.1%	Game: 48.2%	DEADBALL
3-Pt. FG%	1st Half: 0-4 0.0%	2nd Half: 1-6 16.7%	Game: 10.0%	REBOUNDS
F Throw %	1st Half: 8-12 66.7%	2nd Half: 7-11 63.6%	Game: 65.2%	5,1

### HOME TEAM: Massachusetts 7-11, 1-4

# Player	fg	fga	3fg	3fga	ft	fta	of	de	tot	pf	tp	a	to	blk	s	min	
02 VINSON, Terrell	f	4	7	0	2	0	0	1	0	1	1	8	0	2	0	20	
23 CARTER, Sean	c	0	1	0	0	0	0	3	0	3	4	0	1	1	0	18	
01 GIBBS, David	g	2	4	0	0	0	0	0	1	1	2	4	2	1	0	15	
05 HARRIS, Ricky	g	9	19	2	6	2	3	2	3	5	2	22	3	3	0	2	32
12 GURLEY, Anthony	g	5	13	0	4	6	8	1	4	5	1	16	1	0	0	31	
10 FARRELL, Javorn	1	2	0	0	0	0	0	0	4	3	2	1	0	0	0	14	
11 CORREIA, Gary	0	2	0	2	0	0	0	1	1	1	0	3	1	0	0	13	
22 CARTER, Sampson	0	3	0	2	0	0	0	3	3	3	0	1	0	1	0	15	
24 RILEY, Freddie	5	12	2	8	0	0	0	1	1	0	12	0	0	0	0	20	
35 BAILEY, Hashim	1	2	0	0	3	4	3	3	6	4	5	0	0	0	0	15	
50 HILL, Matt	0	0	0	0	0	0	0	0	0	0	1	0	0	0	0	7	
TEAM									1	1	2						
Totals.....	27	65	4	24	11	15	11	21	32	22	69	12	8	6	6	200	

TOTAL FG%	1st Half: 11-30 36.7%	2nd Half: 16-35 45.7%	Game: 41.5%	DEADBALL
3-Pt. FG%	1st Half: 1-12 8.3%	2nd Half: 3-12 25.0%	Game: 16.7%	REBOUNDS
F Throw %	1st Half: 4-4 100%	2nd Half: 7-11 63.6%	Game: 73.3%	1

Officials: Bill McCarthy, John Gaffney, Jeffrey Clark; Attendance: 3121

Score by Periods	1st	2nd	Total
St. Bonaventure	30	40	70
Massachusetts	27	42	69

Points in the paint-SBU 38, UMASS 38. Points off turnovers-SBU 10, UMASS 14.

2nd chance points-SBU 20, UMASS 13. Fast break points-SBU 12, UMASS 6.

Bench points-SBU 12, UMASS 19. Score tied-8 times. Lead changed-8 times.

Last FG-SBU 2nd-04:00, UMASS 2nd-02:36.

Largest lead-SBU by 10 2nd-09:58, UMASS by 4 1st-04:40.

# GAME 19 - Jan. 23, 2010

## #25/RV Baylor 71, UMass 45

WACO, Texas - Playing in its 100<sup>th</sup> all-time game against a ranked team, UMass lost to No. 25 Baylor, 71-45. on Saturday at the Ferrell Center in a rare January non-conference game. Senior Ricky Harris moved to sixth in career scoring (1,656) at UMass with 15 points to pass current UTEP coach Tony Barbee (1,643). Freshman Terrell Vinson (14 points and 12 rebounds) had his second career double-double.

Baylor had three players scored in double-figures. Tweety Carter and Ekpe Udoh each scored 23 points. LaceDarius Dunn, the Big 12's second-leading scorer netted 15. UMass stands at 7-12 overall, while the Bears move to 15-3 overall.

UMass had a tough shooting day, making just 24.2 percent of its shots from the floor (15-of-62). But the Minutemen did rebound the Big 12 team, 42-33. In addition to Vinson's 12 boards, Hashim Bailey had 11 rebounds, his third career-game in double-figure boards.

It was UMass' fewest points since losing to Xavier, 64-44 on Feb. 14, 2004. Down by as many as 16 late in the first half, UMass came out strong to begin the second half scoring the first six points to cut the deficit to eight, 34-26 on a 3-point play by Harris. But Baylor answered with 11 points in a row to take a 45-26 lead with 15:08 left in the game. Tweety Carter's 3-pointer gave the Bears their largest lead of the game to date at 19 and forced UMass to call timeout.

Baylor maintained its lead of at least 15 points for the rest of the game. They look a 27-point lead at 64-37 on a steal and subsequent dunk by Udoh with 5:26 left in the second half.

Despite a tough shooting first half (19.4 percent), the Minutemen crashed the boards hard and trailed 34-20 at intermission. Led by Vinson's seven rebounds, UMass outrebounded Baylor, 25-15, over the first 20 minutes. The Minutemen tried to play a deliberate style using most of the shot clock each possession. Baylor's Tweety Carter and Udoh each had 13 in the first half.

Baylor went on a 12-0 run over a span of 7:30 as the Minutemen missed seven field goals midway through the first half. Tweety Carter and Dunn each canned treys to put the Bears up 21-9 with 7:42 left in the first half.

UMass last beat a ranked team when it knocked off then-No. 25 Kansas, last season, 61-60, on Dec. 13, 2008. That was also UMass' last game against a Big 12 team, one that also happened to be ranked No. 25. The Minutemen now stand at 30-70 in its 100 games against AP ranked teams.

01/23/10 3 p.m. at Ferrell Center; Waco, Texas

VISITORS: Massachusetts 7-12

##	Player	fg	fga	3fg	3fga	ft	fta	of	de	tot	pf	tp	a	to	blk	s	min
02	VINSON, Terrell	f 3	11	1	5	7	10	7	5	12	3	14	1	3	0	1	36
22	CARTER, Sampson	f 1	7	1	4	0	0	1	0	1	2	3	0	2	0	0	16
23	CARTER, Sean	c 1	1	0	0	0	0	1	2	3	4	2	0	1	0	0	11
01	GIBBS, David	g 0	1	0	1	0	0	0	0	0	0	0	1	2	0	0	18
05	HARRIS, Ricky	g 6	14	2	8	1	1	0	2	2	2	15	1	2	0	0	25
10	FARRELL, Javorn	0	1	0	0	0	0	0	0	0	1	0	1	1	0	0	10
11	CORREIA, Gary	1	3	0	2	0	0	1	1	2	1	2	0	1	0	0	19
12	GURLEY, Anthony	3	12	1	6	2	2	0	3	3	0	9	0	1	0	0	18
13	LANG, Trey	0	1	0	0	0	0	0	1	1	1	0	0	0	0	0	2
24	RILEY, Freddie	0	5	0	3	0	0	0	0	0	0	0	2	0	0	0	14
35	BAILEY, Hashim	0	6	0	0	3	8	3	11	4	0	0	2	0	0	0	21
50	HILL, Matt	0	0	0	0	0	3	0	3	2	0	0	0	0	0	0	10
TEAM						1 3 4											
Totals.....		15	62	5	29	10	16	22	20	42	20	45	4	17	0	1	200

TOTAL FG%	1st Half: 6-31 19.4%	2nd Half: 9-31 29.0%	Game: 24.2%	DEADBALL
3-Pt. FG%	1st Half: 4-16 25.0%	2nd Half: 1-13 7.7%	Game: 17.2%	REBOUNDS
F Throw %	1st Half: 4-6 66.7%	2nd Half: 6-10 60.0%	Game: 62.5%	4

HOME TEAM: Baylor 15-3 (2-2) 25/RV

##	Player	fg	fga	3fg	3fga	ft	fta	of	de	tot	pf	tp	a	to	blk	s	min
13	Udoh, Ekpe	f 5	10	0	1	13	14	4	3	7	2	23	1	0	7	1	35
41	Jones, Anthony	f 1	1	0	0	0	0	0	3	3	0	2	1	2	1	1	27
50	Lomers, Josh	c 1	1	0	0	0	0	2	2	3	2	0	2	2	1	1	15
24	Dunn, LaceDarius	g 4	11	3	9	4	4	0	1	1	2	15	2	2	0	0	35
45	Carter, Tweety	g 8	14	5	10	2	2	0	7	7	2	23	3	1	0	2	38
03	Ellis, Fred	0	0	0	0	0	0	2	2	0	0	0	0	0	0	0	3
04	Acy, Quincy	1	5	0	0	0	0	1	2	3	2	2	0	2	0	0	19
12	Dennis, Nolan	0	0	0	0	0	0	1	1	1	0	0	0	1	0	0	4
14	Sekeljia, Dragan	0	1	0	0	2	2	0	0	0	1	2	0	1	0	0	2
20	Crump, Givon	0	0	0	0	0	0	0	0	0	1	0	0	1	0	0	2
21	Griffin, Oscar	0	0	0	0	0	0	0	0	0	0	0	0	0	0	0	2
22	Walton, A.J.	0	1	0	1	0	0	0	3	3	0	0	0	0	0	0	11
34	Jefferson, Cory	1	2	0	0	0	1	0	1	1	2	2	0	1	0	0	7
TEAM						1 2 3											
Totals.....		21	46	8	21	21	23	6	27	33	16	71	7	12	11	5	200

TOTAL FG%	1st Half: 10-25 40.0%	2nd Half: 11-21 52.4%	Game: 45.7%	DEADBALL
3-Pt. FG%	1st Half: 4-12 33.3%	2nd Half: 4-9 44.4%	Game: 38.1%	REBOUNDS
F Throw %	1st Half: 10-10 100%	2nd Half: 11-13 84.6%	Game: 91.3%	1

Officials: R-Kipp Kissinger, U1-Dan Nowakowski, U1-Jeff Campbell; Attendance: 7779

Score by Periods	1st	2nd	Total
Massachusetts	20	25	45
Baylor	34	37	71

Points in the paint-UMASS 14,BU 15. Points off turnovers-UMASS 9,BU 13.  
 2nd chance points-UMASS 6,BU 9. Fast break points-UMASS 0,BU 9.  
 Bench points-UMASS 11,BU 6. Score tied-1 time. Lead changed-2 times.  
 Last FG-UMASS 2nd-03:28, BU 2nd-02:58.  
 Largest lead-UMASS by 3 1st-18:28, BU by 28 2nd-01:53.

# GAME 20 - Jan. 27, 2010

## UMass 87, Saint Joseph's 80

PHILADELPHIA - In a game of runs, UMass used a 15-2 run midway through the second half keyed by Freddie Riley 3-pointers to win at Saint Joseph's newly-refurbished Hagan Arena, 87-80 on Wednesday night. Riley (14) was one of four UMass players to score in double-figures. Ricky Harris led the way with 23 points while Terrell Vinson had 16. UMass (8-12, 2-4 A-10) had a season-best 11 different scorers in the game.

Saint Joseph's (8-12, 2-4) was led by Garrett Williamson's 16 points, while Idris Hilliard added 14.

UMass was dominant on the glass, outrebounding the Hawks 44-31, led by Vinson and Sean Carter with nine each and Harris, who had a career-high eight boards.

After UMass had built a lead of 12 several times midway through the first half, Saint Joseph's used a 17-4 run bridging the first and second half to regain the lead at 42-41 on a 3-point play by Darren Govens with 18:39 left in the second half. That started a game of back-and-forth early in the second half as the game stood tied at 49 on a Riley 3-pointer with 15:54 left.

Saint Joseph's than answered with a 7-0 run of its own to retake the lead at 56-54 with 13:02 left in the second, forcing Derek Kellogg to call timeout. Riley then bombed a pair of 3-pointers sandwiched around a Sean Carter alley-oop dunk to give UMass a 62-56 edge with 11:22 left in the second half.

UMass continued its 15-2 run with lay-ups by Harris and Vinson to take a 69-58 lead with 9:13 left in the game. Of course the Hawks answered with a run of 9-2 to cut the lead to 71-67 with 5:07 left.

But in the final five minutes, UMass was able to withstand the Hawks as Saint Joseph's missed several key free throws. The Minutemen were clutch down the stretch as SJU began fouling early. UMass made 12-of-14 free throws down the stretch to secure the victory.

UMass took its first lead of the game with a 9-0 run midway in the first half. Gurley's putback lay-up with 7:36 gave the Minutemen a 22-20 advantage as UMass rallied from a 20-14 deficit with 10:28 left.

Vinson made UMass's first 3-pointer to balloon the Minutemen's advantage to eight points at 30-22 with 5:13 left in the first. Harris then bombed his first trey to extend the lead to 33-22 and wrap up a 19-2 run with 4:37 on the clock.

Saint Joseph's ended the first half on a 12-2 run to cut the deficit to 39-37 at intermission as Williamson got a nice roll on a lay-up at the buzzer.

01/27/10 7:05 p.m. at Hagan Arena, Philadelphia, Pa.

VISITORS: Massachusetts 8-12 (2-4 A-10)

##	Player	fg	fga	3fg	3fga	ft	fta	of	de	tot	pf	tp	a	to	blk	s	min
02	VINSON, Terrell	f 6	9	1	2	3	4	1	8	9	5	16	1	2	1	1	26
10	FARRELL, Javorn	f 1	3	0	0	0	0	0	0	0	1	2	2	0	0	0	9
23	CARTER, Sean	c 3	4	0	0	0	0	5	4	9	4	6	3	0	2	0	22
01	GIBBS, David	g 1	2	0	1	0	0	0	2	2	2	2	1	2	0	0	16
05	HARRIS, Ricky	g 7	14	1	3	8	10	3	5	8	0	23	2	2	1	1	32
11	CORREIA, Gary	1	5	1	5	0	1	0	1	1	3	0	1	0	0	0	17
12	GURLEY, Anthony	3	11	0	1	4	6	3	2	5	0	10	0	3	0	3	25
22	CARTER, Sampson	2	2	1	1	0	0	0	1	1	0	5	2	1	0	0	13
24	RILEY, Freddie	5	12	4	8	0	0	3	3	2	14	1	2	0	1	22	
35	BAILEY, Hashim	1	1	0	0	0	0	0	0	0	1	2	0	1	1	0	7
50	HILL, Matt	0	0	0	0	4	4	0	1	1	4	0	0	0	0	0	11
TEAM						3 2 5											
Totals.....		30	63	8	21	19	25	15	29	44	17	87	12	14	5	6	200

TOTAL FG%	1st Half: 15-31 48.4%	2nd Half: 15-32 46.9%	Game: 47.6%	DEADBALL
3-Pt. FG%	1st Half: 2-10 20.0%	2nd Half: 6-11 54.5%	Game: 38.1%	REBOUNDS
F Throw %	1st Half: 7-8 87.5%	2nd Half: 12-17 70.6%	Game: 76.0%	2

HOME TEAM: Saint Joseph's 8-12 (2-4 A-10)

##	Player	fg	fga	3fg	3fga	ft	fta	of	de	tot	pf	tp	a	to	blk	s	min
32	HILLIARD, Idris	f 5	10	1	1	3	4	1	5	6	4	14	4	1	0	0	35
02	O'BRIEN, Todd	c 6	9	0	0	0	3	3	5	8	1	12	1	1	3	0	24
12	CROSGILE, Justin	g 2	3	2	3	1	2	1	5	6	1	7	2	2	0	0	25
13	GOVENS, Darrin	g 4	11	0	5	1	1	0	1	1	5	9	1	4	0	1	25
15	WILLIAMSON, Garrett	5	10	0	1	6	8	2	1	3	4	16	10	0	3	6	38
01	PRESCOTT, Chris	0	2	0	2	0	0	0	0	0	0	0	1	1	0	0	10
11	BENTLEY, Charoy	0	0	0	0	0	0	0	0	0	0	0	0	0	0	0	3
35	JONES, Carl	4	9	3	4	0	0	0	0	0	0	1	11	2	1	0	21
40	IRWIN, Bryant	4	10	0	2	1	2	2	1	3	2	9	0	0	1	0	12
42	BAPTISTE, Carl	1	3	0	1	0	0	0	0	0	0	2	0	0	0	1	7
TEAM						2 2 4											
Totals.....		31	67	6	19	12	20	11	20	31	18	80	21	10	7	10	200

TOTAL FG%	1st Half: 14-32 43.8%	2nd Half: 17-35 48.6%	Game: 46.3%	DEADBALL
3-Pt. FG%	1st Half: 4-9 44.4%	2nd Half: 2-10 20.0%	Game: 31.6%	REBOUNDS
F Throw %	1st Half: 5-6 83.3%	2nd Half: 7-14 50.0%	Game: 60.0%	4,2

Officials: Patrick Driscoll, DJ Carstensen, Mike Eades; Attendance: 4051

Score by Periods	1st	2nd	Total
------------------	-----	-----	-------

**GAME 21 - Jan. 30, 2010**  
**Charlotte 72, UMass 58**

AMHERST, Mass. - A key scoring run in each half by Charlotte and a career-high 34 points by Derrio Green led to a 72-58 loss for UMass against the 49ers at the Mullins Center on ESPNU. Ricky Harris led the home club with 25 points and four assists, while Anthony Gurley added 11. The Minutemen fell to 8-13 overall and 2-5 in the Atlantic 10, while the 49ers improved to 16-5 overall and 6-1 in the A-10.

Green shot 8-for-16 from 3-point range, tying a UMass opponent record for most field goals and attempts from behind the arc in a game. 21 of his 34 points came in the first half.

For the game, UMass shot 34 percent from the field, including 14 percent from 3-point range. Charlotte shot 42 percent from the field and 43 percent from beyond the arc. The Minutemen held the edge on the boards, led by Sean Carter's 10 and Terrell Vinson's eight, 44-39.

UMass trailed by one, 37-36, with 16 minutes left in the game, but the 49ers outscored the Minutemen, 21-5, over the next 10 minutes, including a stretch in which UMass went without a field goal for 8:37, to fall behind by 17, 58-51, with six minutes to go. The Minutemen managed to get the deficit back to single digits, 65-56, on a Harris 3-pointer with 1:33 left, but the visitors were able to make enough free throws down the stretch to seal the victory.

It was back and forth early, as the teams traded leads four times in the opening four minutes, but the 49ers went on a 15-0 run in which they held the Minutemen scoreless for 6:26 to take a 21-9 lead at the midway point of the first half. Green led the run, draining three 3-pointers in a three-minute span.

Gurley pulled the Minutemen back into it by scoring six-straight points, making it 21-15, and Harris hit 3-pointers on back-to-back trips, pulling UMass within five, 26-21 with 4:39 to go in the half. The 49ers outscored the Minutemen, 8-5, over the final four minutes of the half to take a 34-26 lead into halftime.

Green was the story of the first half with 21 points on 5-for-10 shooting from behind the arc. Harris paced UMass with 10 points, while Charlotte outshot the Minutemen, 41 percent to 33 percent.

After the Charlotte lead reached 10 on the first field goal of the second half, the Minutemen went on a 10-1 run on five layups, the last two coming on Harris drives, to pull within one, 37-36, with 16:09 to go.

01/30/10 6:00 pm at Amherst, Mass. (Mullins Center)

VISITORS: Charlotte 16-5, 6-1

##	Player	fg	fga	3fg	3fga	ft	fta	of	de	tot	pf	tp	a	to	blk	s	min
21	WILDERNESS, An' Juan	2	2	0	0	0	1	0	4	4	1	4	3	0	1	0	20
35	BRASWELL, Chris	2	6	0	0	3	6	1	6	7	3	7	1	2	0	1	23
43	SPEARS, Shamari	2	8	0	0	0	2	1	3	3	4	4	1	4	0	2	30
01	GREEN, Derrio	8	19	8	16	8	8	1	2	3	1	34	2	2	0	2	35
03	HARRIS, Dijuan	1	3	0	1	3	4	2	5	7	2	5	8	3	0	1	37
02	SHERRILL, K.J.	0	1	0	0	0	0	2	2	2	0	0	2	0	0	0	5
05	JONES, Phil	4	9	1	2	3	7	1	3	4	1	12	0	0	2	0	21
11	ANDERSEN, Ian	0	2	0	2	0	0	0	0	0	1	0	1	1	0	0	8
31	DEWHURST, Charles	1	2	0	0	4	4	0	5	5	2	6	1	3	0	0	21
TEAM		1		2		3		1		4							
Totals.....		21	52	9	21	21	30	10	29	39	16	72	17	17	3	6	200

TOTAL FG%	1st Half: 12-29 41.4%	2nd Half: 9-23 39.1%	Game: 40.4%	DEADBALL
3-Pt. FG%	1st Half: 5-13 38.5%	2nd Half: 4-8 50.0%	Game: 42.9%	REBOUNDS
F Throw %	1st Half: 5-7 71.4%	2nd Half: 16-23 69.6%	Game: 70.0%	3,2

HOME TEAM: Massachusetts 8-13, 2-5

##	Player	fg	fga	3fg	3fga	ft	fta	of	de	tot	pf	tp	a	to	blk	s	min
02	VINSON, Terrell	2	5	0	1	0	0	2	6	8	4	4	0	1	0	1	19
10	FARRELL, Javorn	2	5	0	1	0	0	1	2	3	5	4	3	0	1	1	16
23	CARTER, Sean	3	6	0	0	0	0	5	5	10	4	6	1	1	4	0	25
01	GIBBS, David	0	4	0	1	2	2	0	1	1	3	2	2	1	0	0	20
05	HARRIS, Ricky	11	24	3	10	0	2	2	2	4	3	25	4	4	0	2	32
11	CORREIA, Gary	0	2	0	0	0	0	0	1	1	0	0	2	2	1	0	13
12	GURLEY, Anthony	4	11	0	5	3	6	0	2	2	11	0	3	0	1	1	21
22	CARTER, Sampson	1	4	1	3	1	2	1	4	5	0	4	0	1	0	0	14
24	RILEY, Freddie	0	4	0	4	0	0	0	0	0	1	0	1	2	0	0	15
35	BAILEY, Hashim	1	2	0	0	0	0	1	3	4	3	2	1	2	1	0	13
50	HILL, Matt	0	3	0	3	0	0	0	1	1	1	0	0	0	0	0	12
TEAM		5		5													
Totals.....		24	70	4	28	6	12	17	27	44	26	58	14	17	7	8	200

TOTAL FG%	1st Half: 10-30 33.3%	2nd Half: 14-40 35.0%	Game: 34.3%	DEADBALL
3-Pt. FG%	1st Half: 3-15 20.0%	2nd Half: 1-13 7.7%	Game: 14.3%	REBOUNDS
F Throw %	1st Half: 3-7 42.9%	2nd Half: 3-5 60.0%	Game: 50.0%	4

Officials: Dave Draucker, Paul Faia, John Hughes; Attendance: 6003

Technical fouls: Charlotte-SPEARS, Shamari. Massachusetts-FARRELL, Javorn.

Score by Periods	1st	2nd	Total
Charlotte	34	38	72
Massachusetts	26	32	58

Points in the paint-CHA 12,UMASS 38. Points off turnovers-CHA 15,UMASS 16.

2nd chance points-CHA 10,UMASS 13. Fast break points-CHA 14,UMASS 12.

Bench points-CHA 18,UMASS 17. Score tied-1 time. Lead changed-5 times.

Last FG-CHA 2nd-02:21, UMASS 2nd-00:48.

Largest lead-CHA by 17 2nd-06:26, UMASS by 3 1st-15:48.

**GAME 22 - Feb. 3, 2010**  
**RV Xavier 87, UMass 79**

AMHERST, Mass. - After trailing by 17 at the half UMass came back to take the lead in the second half, before Xavier used a late 9-0 run to defeat the Minutemen, 87-79, on Wednesday night at the Mullins Center on Leaman Legacy Night. UMass opened the second half with runs of 11-2 and 12-2 to climb back before the teams exchanged the lead eight more times. UMass fell to 8-14 overall and 2-6 in the Atlantic 10, while Xavier, who received 31 votes in this week's AP poll, went to 16-6 overall and 8-1 in the A-10.

Ricky Harris led four Minutemen in double-figures with 24 points, 20 of which came in the second half. Javorn Farrell scored a career-high 12 points, while Terrell Vinson (11) and Freddie Riley (10) rounded out the UMass double-digit scorers.

Xavier was led by Jordan Crawford's 25 points, while Terrell Holloway added 16 and Jason Love 15. Jamel McLean had a double-double with 14 points and 11 rebounds.

Trailing by 17 at the half, UMass opened the second half on fire on both ends of the court, making three steals in the opening four minutes and shooting 5-for-7 in that time, to start the half with an 11-2 run and pull within eight, 52-42. The Minutemen kept the pedal down, putting together a 12-2 run on four 3-point trips, a three by Gurley, two by Harris, and an old-fashioned 3-point play by Hashim Bailey, to pull within two, 58-46, with 10:48 to go.

A Harris layup in transition tied the game, 62-62, and a Anthony Gurley free throw with 7:28 left gave UMass the lead, 63-62. The teams then exchanged blows, trading leads eight times over the next 3:15, until Crawford hit 3-pointers on back-to-back trips, followed by a McLean 3-point play to give the Musketeers 77-69 lead with 2:48 left.

For the game UMass shot 43 percent from the field, including 7-for-32 from 3-point range, while Xavier shot 59 percent and was 7-for-17 from behind the arc. The Musketeers held a 36-32 edge in rebounding.

A 10-2 run by the Minutemen gave them an early 13-10 lead as the home team made five of its first six shots from the field, but the Musketeers immediately went on an 8-0 run over 3:30, holding UMass scoreless over a total of five minutes, to take a 28-13 lead with 11 minutes left in the first half. Xavier shot a scorching 78.6 percent over the first nine minutes.

UMass did respond, outscoring Xavier, 15-10 over the next eight minutes to pull within eight, 38-30, with 3:26 left in the first half, but once again the Musketeers answered a Minutemen run with one of their own, closing the half on a 12-2 run to take a 50-33 lead into halftime.

Love led all scorers with 12 points in the first half on 5-for-6 shooting, while Xavier as a team shot 64.5 percent, including 5-for-9 from 3-point range. The Minutemen were led in the opening 20 minutes by Farrell's eight points as his team shot 38 percent.

02/03/10 7:00 pm at Amherst, Mass. (Mullins Center)

VISITORS: Xavier 16-6, 8-1

##	Player	fg	fga	3fg	3fga	ft	fta	of	de	tot	pf	tp	a	to	blk	s	min
22	McLEAN, Jamel	4	7	0	0	6	8	2	9	11	2	14	2	1	0	1	22
25	JACKSON, Dante'	2	5	1	3	0	0	0	2	2	2	5	5	2	1	0	30
31	LOVE, Jason	5	7	0	0	3	4	4	1	5	4	15	3	1	1	0	32
52	HOLLOWAY, Terrell	6	9	1	3	3	8	0	6	6	2	16	5	3	0	2	33
55	CRAWFORD, Jordan	8	15	5	8	4	4	0	4	4	0	25	1	4	1	0	34
10	LYONS, Mark	3	6	0	2	0	0	0	3	3	1	6	4	0	0	0	18
12	REDFORD, Brad	0	1	0	1	0	0	0	0	0	4	0	1	0	0	0	6
15	TAYLOR, Andrew	1	1	0	0	0	0	0	2	2	2	2	1	1	0	0	12
32	FREASE, Kenny	2	3	0	0	0	0	0	1	1	0	4	1	0	1	0	13
TEAM		2		2													
Totals.....		32	54	7	17	16	24	8	28	36	17	87	23	12	4	3	200

TOTAL FG%	1st Half: 20-31 64.5%	2nd Half: 12-23 52.2%	Game: 59.3%	DEADBALL
3-Pt. FG%	1st Half: 5-9 55.6%	2nd Half: 2-8 25.0%	Game: 41.2%	REBOUNDS
F Throw %	1st Half: 5-7 71.4%	2nd Half: 11-17 64.7%	Game: 66.7%	2,1

HOME TEAM: Massachusetts 8-14, 2-6

##	Player	fg	fga	3fg	3fga	ft	fta	of	de	tot	pf	tp	a	to	blk	s	min
02	VINSON, Terrell	5	11	1	4	0	2	2	1	3	5	11	0	1	0	1	18
10	FARRELL, Javorn	3	7	1	3	5	6	0	3	3	5	12	4	1	0	1	25
23	CARTER, Sean	0	0	0	0	2	4	1	4	5	5	2	1	1	3	1	25
05	HARRIS, Ricky	11	20	2	8	0	0	0	2	2	0	24	2	3	0	1	34
24	RILEY, Freddie	4	11	1	6	1	1	1	4	5	1	10	1	0	0	1	24
11	CORREIA, Gary	1	3	1	2	0	0	0	1	1	0	3	0	0	0	1	9
12	GURLEY, Anthony	2	9	1	6	1	2	1	2	3	1	6	0	0	0	1	30
22	CARTER, Sampson	2	6	0	3	1	1	1	0	1	0	5	3	1	0	0	20
35	BAILEY, Hashim	2	3	0	0	2	2	4	0	4	2	6	0	1	0	1	15
TEAM		2		3		5											
Totals.....		30	70	7	32	12	18	12	20	32	19	79	11	7	4	7	200

TOTAL FG%	1st Half: 13-34 38.2%	2nd Half: 17-36 47.2%	Game: 42.9%	DEADBALL
3-Pt. FG%	1st Half: 4-16 25.0%	2nd Half: 3-16 18.8%	Game: 21.9%	REBOUNDS
F Throw %	1st Half: 3-4 75.0%	2nd Half: 9-14 64.3%	Game: 66.7%	5

Officials: Brent Hampton, Kevin O'Connell, Gene Steratore; Attendance: 3538

Score by Periods	1st	2nd	Total
Xavier	50	37	87
Massachusetts	33	46	79

Points in the paint-XU 46,UMASS 40. Points off turnovers-XU 12,UMASS 22.

2nd chance points-XU 8,UMASS 17. Fast break points-XU 10,UMASS 9.

Bench points-XU 12,UMASS 20. Score tied-8 times. Lead changed-10 times.

Last FG-XU 2nd-01:42, UMASS 2nd-00:20.

Largest lead-XU by 17 1st-00:06, UMASS by 3 1st-15:53.

## GAME 23 - Feb. 6, 2010

### RV Rhode Island 93, UMass 85

KINGSTON, R.I. - The longest-running rivalry in UMass basketball history had another chapter written on Saturday afternoon at the Ryan Center as the Minutemen (8-15, 2-7 A-10) lost at Rhode Island, 93-85. The Minutemen made things interesting late, erasing a 24-point deficit by scoring 21 points in the final 3:45 to pull within six with under a minute to go. The Rams (19-3, 7-2 A-10 and No. 12 in the RPI) pressured UMass all afternoon forcing the Minutemen into 21 turnovers including 17 in the first half alone.

The bright spot was senior Ricky Harris, who moved to fourth in career scoring at UMass with a season-best 32. With his 1,760, he passed Rashaun Freeman (1,744) and Lorenzo Sutton (1,731) in the game. After being held scoreless for over 36 minutes, Anthony Gurley scored 15 points in the final three and a half minutes. Sean Carter added 11 points and eight rebounds, while Terrell Vinson had 10 points.

UMass trailed by as much as 24 midway through the second half, but mounted a late comeback, led by all 15 of Gurley's points to pull within single digits and as close as six with 16 seconds left on a Gurley 3-pointer. Two clutch free throws by Delroy James with 15 seconds left iced the game for the Rams.

Rhode Island had five players scored in double-figures led Akeem Richmond with 19. Lamonte Ulmer (17 points and 10 rebounds), Will Martell (13), James (13) and Keith Cothran (10) also scored 10 or more for the Rams. Rhody gained a measure of revenge after UMass severely hurt their NCAA Tournament hopes last season with a 72-71 win in the regular-season finale at the Ryan Center.

Rhode Island came out with a press and blitzed UMass with defense to take an 18-9 lead with 12 minutes left in the first half as the Rams finished a 10-0 run. The Minutemen turned the ball over 11 times in the game's first 8:44 leading to 12 Ram points. UMass countered with an 8-0 run to cut the deficit to 18-16 on a Harris jumper with 9:14 left in the first half.

Martell was unstoppable for the Rams as he scored seven points in a row to give URI a 37-22 lead with 3:27 left in the first half. The 7-0 canned four first-half jump shots and made 6-of-8 from the field overall before halftime.

Richmond's 3-pointer with 7.2 seconds left in the first half was the exclamation point for the Rams, who led 46-29 at intermission. Harris did have a game-high 17 for the Minutemen in the first 20 minutes.

After being down by as many as 19 in the final seconds of the first half, UMass scored the first eight points of the second half and 11 of the first 13 points to cut the deficit to 48-41, 4:17 into the second. But the Rams answered by scoring the next 10 points to regain a lead of 17 at 58-41 on Delroy James and Orion Outerbridge breakaway dunks.

2/6/10 2:00 p.m. at Kingston, R.I. (Thomas M. Ryan Center)  
VISITORS: Massachusetts 8-15, 2-7 A-10

##	Player	fg	fga	3fg	3fga	ft	fta	of	de	tot	pf	tp	a	to	blk	s	min
02	VINSON, Terrell	f	2	6	0	1	6	9	2	4	6	3	10	1	3	0	22
10	FARRELL, Javorn	f	3	9	0	1	0	2	3	5	8	5	6	4	2	1	34
23	CARTER, Sean	c	5	7	0	0	1	3	3	5	8	4	11	2	2	0	29
05	HARRIS, Ricky	g	10	17	3	6	9	11	1	2	3	1	32	2	5	0	33
24	RILEY, Freddie	g	3	10	1	6	0	1	0	5	5	1	7	0	1	0	25
11	CORREIA, Gary	0	0	0	0	0	0	1	1	2	4	0	3	3	1	0	19
12	GURLEY, Anthony	5	9	4	5	1	2	2	3	5	3	15	0	4	0	1	15
22	CARTER, Sampson	1	1	0	0	0	1	0	0	0	1	2	0	1	1	0	12
35	BAILEY, Hashim	1	2	0	0	0	0	1	1	2	3	2	0	0	0	1	11
	TEAM							4	2	6							
	Totals.....	30	61	8	19	17	29	17	28	45	25	85	12	21	5	5	200

TOTAL FG%	1st Half: 10-17 58.8%	2nd Half: 20-44 45.5%	Game: 49.2%	DEADBALL
3-Pt. FG%	1st Half: 2-4 50.0%	2nd Half: 6-15 40.0%	Game: 42.1%	REBOUNDS
F Throw %	1st Half: 7-14 50.0%	2nd Half: 10-15 66.7%	Game: 58.6%	2

HOME TEAM: Rhode Island 19-3, 7-2 A-10

##	Player	fg	fga	3fg	3fga	ft	fta	of	de	tot	pf	tp	a	to	blk	s	min
15	ULMER, Lamonte	f	7	8	0	0	3	3	4	6	10	2	17	1	0	1	28
21	JAMES, Delroy	f	2	11	1	5	8	8	0	5	3	13	2	2	1	2	25
32	MARTELL, Will	c	6	8	0	0	1	2	2	3	3	13	1	0	0	1	16
05	JONES, Marquis	g	0	2	0	1	2	0	0	0	5	1	1	1	0	0	16
22	COTHRAN, Keith	g	3	8	1	3	4	1	4	5	3	10	7	2	0	5	32
01	MEJIA, Stevie	2	6	0	1	4	4	0	2	2	5	8	5	2	0	2	23
02	EAVES, Ben	0	0	0	0	0	0	0	0	0	0	0	0	1	0	0	1
04	WILSON, Jamal	1	3	0	0	1	2	0	2	2	0	3	2	1	0	0	13
10	RICHMOND, Akeem	6	13	6	10	1	2	1	3	4	2	19	0	1	1	1	20
12	OUTERBRIDGE, Orion	2	4	0	0	5	6	1	1	2	1	9	0	0	3	0	20
23	MALESEVIC, Nikola	0	1	0	0	0	0	0	0	0	1	0	0	0	0	0	2
24	BROOKS, Ryan	0	0	0	0	0	0	0	0	0	0	1	0	0	0	0	4
	TEAM							2	2								
	Totals.....	29	64	8	20	27	33	11	24	35	25	93	20	10	6	11	200

TOTAL FG%	1st Half: 18-35 51.4%	2nd Half: 11-29 37.9%	Game: 45.3%	DEADBALL
3-Pt. FG%	1st Half: 3-10 30.0%	2nd Half: 5-10 50.0%	Game: 40.0%	REBOUNDS
F Throw %	1st Half: 7-9 77.8%	2nd Half: 20-24 83.3%	Game: 81.8%	2

Officials: John Gwynn, Mike McCloskey, Larry Sciroto; Attendance: 7579

Score by Periods	1st	2nd	Total
Massachusetts	29	56	85
Rhode Island	46	47	93

Points in the paint-UMASS 40, URI 30. Points off turnovers-UMASS 11, URI 19.

2nd chance points-UMASS 24, URI 14. Fast break points-UMASS 4, URI 16.

Bench points-UMASS 19, URI 39. Score tied-3 times. Lead changed-4 times.

Last FG-UMASS 2nd-00:16, URI 2nd-05:03.

Largest lead-UMASS by 2 1st-16:42, URI by 24 2nd-09:55.

## GAME 24 - Feb. 11, 2010

### UMass 84, Duquesne 80 (OT)

PITTSBURGH, Pa. - UMass rallied from a 16-point deficit with 17:30 left in the second half and pulled off a thrilling 84-80 overtime win on Thursday night at the Palumbo Center. The Minutemen grabbed 60 rebounds, the most since the 1996 Final Four team. Ricky Harris netted 29 points while Sean Carter had 11 points and a career-high 19 rebounds for his first-career double-double. Carter put home the exclamation point with a putback dunk with seconds left for a four-point win.

Anthony Gurley added 20 points for the Minutemen.

Harris gave UMass its first lead in overtime on a pair of free throws with 1:22 left in the extra session at 82-80.

The 16-point rally was UMass' largest comeback win since its 22-point margin comeback at Syracuse in 2008 NIT Second Round at Syracuse. The Minutemen trailed that game 54-32 with 14:37 left in the second half on March 25, 2008.

This was UMass' first overtime win in four years. The last time UMass won an overtime game was the 2007 NIT First Round win over Alabama at the Mullins Center, 89-87 on March 13, 2007. The Minutemen had lost four extra session games in a row.

UMass rallied to win a game it trailed at halftime for the second time this season (the other being Memphis).

Saunders missed two free throws with 44.5 seconds left. Then Gurley came down the court and launched a 3-pointer which missed, but UMass got the rebound as the ball went out of bounds with 10.1 seconds left. The Minutemen had two chances in the final seconds but missed shots and the game went to overtime.

Gurley's NBA-range 3-pointer with 4:46 left put the Minutemen up 69-65, the largest margin for the team to that point. It signally a 20-point swing in the game in about 13 minutes. But Duquesne scored the next five points to retake the lead 70-69 on a lay-up by B.J. Monteiro. Monteiro then slammed home an Eric Evans runner with 1:37 left make it 72-69. Harris quickly answered with a 3-pointer with to deadlock the game at 72 all.

The Minutemen took their first lead of the game on back-to-back lay-ups by Harris to grab a 60-58 edge with 8:12 left in the second half. That continued a 26-8 run for the Minutemen.

Down 50-34 with 17:30 left in the second half, UMass went on a 15-3 run keyed by four 3-pointers in a row (two by Harris and one each by Gurley and Terrell Vinson). That cut the margin to just four at 53-49 with 13:22 left in the second.

Saunders scored his 1000th career point on a lay-up with 17:30 left in the second half.

Duquesne scored the game's first nine points and jumped out to a lead as large as 16 in the first half as the Minutemen struggled to find their shooting touch. The margin was in double-figures for the final 14:30 of the first half. UMass trailed 41-29 at halftime as Harris bombed in a 30-footer as time expired.

UMas grabbed 60 rebounds vs. Saint Joseph's on Feb. 28, 1996.

2/11/10 7:00 p.m. at Pittsburgh, Pa. / Palumbo Ctr.

##	Player	fg	fga	3fg	3fga	ft	fta	of	de	tot	pf	tp	a	to	blk	s	min
02	VINSON, Terrell	f	3	7	1	1	1	2	4	4	8	4	8	1	3	1	27
10	FARRELL, Javorn	f	1	6	0	0	0	1	4	5	3	2	4	3	1	1	38
23	CARTER, Sean	c	5	8	0	0	1	2	11	8	19	1	11	1	4	2	38
05	HARRIS, Ricky	g	10	22	5	10	4	4	1	4	5	3	29	6	6	0	40
24	RILEY, Freddie	g	2	4	1	3	0	0	0	0	4	5	0	0	0	0	10
11	CORREIA, Gary	0	2	0	2	2	2	0	6	6	4	2	3	0	1	0	20
12	GURLEY, Anthony	5	17	4	9	6	8	1	3	4	3	20	1	2	0	0	32
22	CARTER, Sampson	3	4	1	1	0	0	1	3	4	1	7	0	3	0	3	13
35	BAILEY, Hashim	0	0	0	0	0	0	0	1	1	0	0	0	0	0	0	6
50	HILL, Matt	0	1	0	0	0	0	1	0	1	1	0	0	0	0	0	1
	TEAM							3	4	7							
	Totals.....	29	71	12	26	14	18	23	37	60	24	84	16	22	5	7	225

TOTAL FG%	1st Half: 10-34 29.4%	2nd Half: 15-31 48.4%	Game: 40.8%	DEADBALL
3-Pt. FG%	1st Half: 2-9 22.2%	2nd Half: 8-15 53.3%	Game: 46.2%	REBOUNDS
F Throw %	1st Half: 7-8 87.5%	2nd Half: 5-6 83.3%	Game: 77.8%	3

HOME TEAM: Duquesne (12-12, 3-7 A10)

##	Player	fg	fga	3fg	3fga	ft	fta	of	de	tot	pf	tp	a	to	blk	s	min
25	SAUNDERS, Damian	f	6	17	1	4	2	6	2	5	7	2	15	3	3	4	51
30	CLARK, Bill	f	4	12	2	7	4	6	3	5	8	3	14	0	2	0	40
03	EVANS, Eric	g	4	11	0	2	5	6	0	2	2	13	8	1	0	3	42
23	BOLDING, Melquan	g	3	14	1	5	4	5	1	4	5	2	11	5	3	0	43
32	MONTEIRO, B.J.	g	7	9	1	1	3	5	3	2	5	2	18	1	1	1	31
05	WILLIAMS, Morakinyo	0	0	0	0	0	0	0	0	0	0	0	0	0	1	0	2
13	DUTY, Jason	3	6	3	5	0	0	0	1	1	4	9	1	0	0	0	27
20	JOHNSON, Sean	0	0	0	0	0	0	0	0	0	0	0	0	0	0	0	1
33	PEGGAU, Rodrigo	0	0	0	0	0	0	0	0	0	0	0	0	0	0	0	2
	TEAM							4	1	5							
	Totals.....	27	69	8	24	18	28	13	20	33	15	80	18	11	5	13	225

TOTAL FG%	1st Half: 15-31 48.4%	2nd Half: 10-30 33.3%	Game: 39.1%	DEADBALL
3-Pt. FG%	1st Half: 5-10 50.0%	2nd Half: 2-10 20.0%	Game: 33.3%	REBOUNDS
F Throw %	1st Half: 6-12 50.0%	2nd Half: 9-12 75.0%	Game: 64.3%	2

Officials: Gene Statoro, Ron Tyburski, Edward Corbett; Attendance: 2602

Score by Periods	1st	2nd	OT	Total
Massachusetts	29	43	12	84
Duquesne	41	31	8	80

Points in the paint-UMASS 26, DUQ 32. Points off turnovers-UMASS 15, DUQ 21.

2nd chance points-UMASS 20, DUQ 12. Fast break points-UMASS 22, DUQ 10.

Bench points-UMASS 29, DUQ 9. Score tied-5 times. Lead changed-5 times.

Last FG-UMASS OT-00:12, DUQ OT-03:55.

### GAME 25 - Feb. 14, 2010

#### UMass 70, Saint Joseph's 62

AMHERST, Mass. - UMass held Saint Joseph's scoreless for the final 10:49 of the first half going on a 16-0 run to secure a 70-62 win over the Hawks on Sunday afternoon at the Mullins Center. The Minutemen put forth a tremendous defensive effort forcing Saint Joseph's to miss its final 13 shots of the first half as the Hawks didn't make a field goal in the final 11:35. With the win, UMass (10-15 overall) moves into a tie for eighth in the Atlantic 10 with a 4-7 conference record (with Duquesne). Saint Joseph's (9-16 overall), falls to 13th in the A-10 at 3-8. Only the top 12 teams in the league qualify for the league tournament.

The reigning Atlantic 10 Co-Player of the Week Ricky Harris led the Minutemen with 27 points as he became the fourth player in UMass history to surpass 1,800 career points. With 1,816, Harris is the active career scoring leader in the Atlantic 10. Over his last six games, Harris is averaging more than 27 points per game with at least 22 in each game. Anthony Gurley added 15 points. Sean Carter grabbed double-figure rebounds for the fifth time this season and second game in a row with 11 after a career-high 19 in the comeback win at Duquesne on Thursday.

The Minutemen finished the first half, scoring the final 16 points of the period with Harris scoring seven of the points in the run. Matt Hill's 3-pointer with 3:27 left in the first gave UMass a 23-19 lead. That was the first score in more than five minutes as neither team scored following a Harris lay-up which gave the Minutemen the lead they would never relinquish with 8:36 left in the first at 20-19. UMass had its largest halftime lead since being up 15 at Holy Cross on Dec. 5, 2009 and its largest in a conference game this season. For the first time in three games, UMass didn't trail by double-figures at halftime, as the Minutemen led by double-figures for just the fourth time in 2009-10.

Saint Joseph's cut UMass' lead to as small as six early in the second half on two occasions. Carl Jones' 3-pointer with 13:49 left in the second, brought the Hawks to within, 38-32. But UMass maintained a double-digit lead for most of the remainder of the half until the final minutes.

Saint Joseph's Garrett Williams made two free throws with 2:00 left in the game to bring the Hawks to within five at 59-54. Javorn Farrell made two free throws with 1:29 left to put the Minutemen up 61-54. Jones' runner made it a five-point game again at 61-56 with 1:20 left. Harris and Gurley combined for nine free throws in the final minute to solidify the win.

Williamson led the Hawks in scoring with 19 points. Darren Govens had 15 points and Justin Crosigile chipped in with 11.

02/14/10 4:05 p.m. at Amherst, Mass. - Mullins Center

VISITORS: Saint Joseph's 9 -16, 3-8 A-10																		
#	Player	fg	fga	3fg	3fga	ft	fta	of	de	tot	pf	tp	a	to blk	s	min		
32	HILLIARD, Idris	f	1	4	0	0	1	0	4	4	4	2	0	0	1	23		
02	O'BRIEN, Todd	c	1	4	0	0	3	4	3	4	7	3	5	1	2	0	1	23
12	CROSGILE, Justin	g	4	13	3	7	2	2	0	1	1	3	13	0	2	0	1	26
13	GOVENS, Darrin	g	5	14	3	10	2	5	1	3	4	15	6	2	0	2	36	
15	WILLIAMSON, Garrett	g	7	13	0	1	5	5	1	2	3	4	19	3	2	1	2	37
01	PRESCOTT, Chris	0	2	0	1	0	0	0	0	0	0	1	0	0	0	0	0	4
11	BENTLEY, Charoy	0	1	0	1	0	0	0	1	0	1	0	0	0	0	0	0	4
35	JONES, Carl	3	4	1	2	0	1	0	5	5	3	7	3	4	0	0	19	
40	IRWIN, Bryant	0	4	0	3	0	0	0	2	2	0	0	0	0	0	1	15	
42	BAPTISTE, Carl	0	1	0	1	1	2	2	2	4	2	1	0	0	0	0	13	
TEAM		3 1 4																
Totals.....		21	59	7	26	13	20	11	24	35	24	62	13	12	1	8	200	

TOTAL FG%	1st Half: 7-27 25.9%	2nd Half: 14-32 43.8%	Game: 35.6% DEADBALL
3-Pt. FG%	1st Half: 4-16 25.0%	2nd Half: 3-10 30.0%	Game: 26.9% REBOUNDS
F Throw %	1st Half: 1-3 33.3%	2nd Half: 12-17 70.6%	Game: 65.0% 3,2

HOME TEAM: Massachusetts 10-15, 4-7 A-10

#	Player	fg	fga	3fg	3fga	ft	fta	of	de	tot	pf	tp	a	to blk	s	min		
02	VINSON, Terrell	f	2	6	0	1	3	4	0	2	2	2	7	2	0	3	30	
10	FARRELL, Javorn	f	2	3	0	1	3	4	0	5	5	3	7	2	1	0	29	
23	CARTER, Sean	c	1	4	0	0	2	2	7	4	11	3	4	2	1	1	0	28
05	HARRIS, Ricky	g	7	15	3	6	10	13	0	3	3	27	2	5	0	2	32	
24	RILEY, Freddie	g	3	8	1	5	0	0	0	1	1	2	7	0	0	0	15	
11	CORREIA, Gary	0	1	0	1	0	0	1	1	2	0	0	4	1	0	1	23	
12	GURLEY, Anthony	4	12	2	5	5	8	1	8	9	1	15	3	4	0	0	26	
22	CARTER, Sampson	0	3	0	1	0	0	0	0	0	1	0	0	0	0	1	3	
35	BAILEY, Hashim	0	1	0	0	0	0	4	4	2	0	0	1	0	1	1	8	
50	HILL, Matt	1	4	1	1	0	0	3	2	5	1	3	0	1	0	0	6	
TEAM		1 1 2																
Totals.....		20	57	7	21	23	31	13	31	44	18	70	15	14	4	6	200	

TOTAL FG%	1st Half: 11-34 32.4%	2nd Half: 9-23 39.1%	Game: 35.1% DEADBALL
3-Pt. FG%	1st Half: 5-14 35.7%	2nd Half: 2-7 28.6%	Game: 33.3% REBOUNDS
F Throw %	1st Half: 3-4 75.0%	2nd Half: 20-27 74.1%	Game: 74.2% 6

Officials: Dwayne Gladden, Bryan Kersey, Mike Kitts; Attendance: 4833

Score by Periods	1st	2nd	Total
Saint Joseph's	19	43	62
Massachusetts	30	40	70

Points in the paint-SJU 26,UMASS 16. Points off turnovers-SJU 13,UMASS 10.

2nd chance points-SJU 4,UMASS 6. Fast break points-SJU 8,UMASS 2.

Bench points-SJU 8,UMASS 18. Score tied-1 time. Lead changed-3 times.

Last FG-SJU 2nd-00:13, UMass 2nd-06:47.

Largest lead-SJU by 5 1st-10:49, UMass by 13 2nd-19:47.

### GAME 26 - Feb. 17, 2010

#### George Washington 66, UMass 60

WASHINGTON, D.C. - UMass couldn't get over the hump in the final minutes, cutting the lead to one or two on several occasions, but George Washington prevailed, 66-60 at the Smith Center. The game was pivotal in the A-10 standings as the Colonials (14-10 overall) moved ahead of UMass (10-16 overall) by a half-game with a 4-7 record to the Minutemen's 4-8. Junior Anthony Gurley led UMass with 16 points and freshman Freddie Riley added 15, all in the first half. Ricky Harris added 10.

Colonial freshman Lesan Kromah was the difference as he netted a game-high 22 points including five 3-pointers. Joseph Katuka had a double-double with 12 points and 11 rebounds.

After getting to within one at 54-53 on a Sean Carter alley-oop dunk with 5:16 left, GW scored the next four points on lay-ups by Kromah and Katuka to take a 58-53 lead with 3:12 left in the second. Gurley bombed his fourth 3-pointer of the half to cut the margin to 58-56 with 2:21 left. After GW went back up by five, Harris nailed a three with 21 seconds left to pull within two, but two late free throws and a steal gave the Colonials the win.

UMass didn't make a basket for the first 10:49 of the second half, missing its nine initial field goals. The Colonials took the largest lead of the game on a 3-pointer by Kromah with 11:33 left in the second half, for a 43-36 lead. The freshman added another try to extend the lead to eight, midway through the second half. Gurley finally broke the slump with back-to-back 3-pointers for UMass making it 50-44 GW with 8:23 left in the second half.

Gurley scored 11 consecutive points for UMass to bring the Minutemen within one, 50-49 with 7:04 left in the second half.

The first half was back-and-forth all the way (16 lead changes) with neither team leading by more than five points. After GW took the largest lead at 26-21 thanks to a five-minute scoreless drought for the Minutemen, UMass scored seven points in a row to retake the lead, 28-26 on Riley's fourth 3-pointer of the first half. The Minutemen were up 31-29 at intermission thanks to 15 points from Riley.

UMass freshman Javorn Farrell was ejected with 17:45 left in the second half after he threw a punch at a GW player after the referees reviewed the play on a video monitor.

2/17/10 7:00 pm at Washington, DC (Charles E. Smith Center)

VISITORS: Massachusetts (10-16, 4-8 A10)																		
#	Player	fg	fga	3fg	3fga	ft	fta	of	de	tot	pf	tp	a	to blk	s	min		
02	VINSON, Terrell	f	2	5	1	1	5	6	3	1	4	4	10	1	5	0	1	31
10	FARRELL, Javorn	f	0	2	0	0	0	0	3	1	4	3	0	0	2	0	0	7
23	CARTER, Sean	c	1	2	0	0	3	6	2	4	6	4	5	2	1	1	0	19
05	HARRIS, Ricky	g	3	9	1	3	3	5	0	1	1	4	10	6	3	1	1	34
24	RILEY, Freddie	g	5	9	4	8	1	1	0	6	6	2	15	1	0	0	1	24
11	CORREIA, Gary	1	6	1	4	1	2	0	1	1	1	1	4	3	0	0	2	27
12	GURLEY, Anthony	6	16	4	9	0	0	0	3	3	3	16	0	1	0	0	26	
22	CARTER, Sampson	0	1	0	0	0	0	0	1	1	2	0	0	0	1	1	0	9
35	BAILEY, Hashim	0	0	0	0	0	3	2	4	6	5	0	0	0	0	2	0	15
50	HILL, Matt	0	1	0	1	0	0	1	0	1	1	0	0	0	0	1	0	8
TEAM		1 1 1																
Totals.....		18	51	11	26	13	23	11	23	34	30	60	13	14	6	5	200	

TOTAL FG%	1st Half: 11-28 39.3%	2nd Half: 7-23 30.4%	Game: 35.3% DEADBALL
3-Pt. FG%	1st Half: 6-13 46.2%	2nd Half: 5-13 38.5%	Game: 42.3% REBOUNDS
F Throw %	1st Half: 3-7 42.9%	2nd Half: 10-16 62.5%	Game: 56.5% 3

HOME TEAM: George Washington (14-10, 4-7 A10)

#	Player	fg	fga	3fg	3fga	ft	fta	of	de	tot	pf	tp	a	to blk	s	min		
15	WARE, Aaron	f	0	3	0	0	1	2	4	3	7	0	1	0	1	0	15	
22	HOLLIS, Damian	f	3	12	1	4	2	2	1	1	2	5	9	1	1	1	14	
44	OPOKU, Hermann	c	2	3	0	0	2	2	2	0	2	3	6	0	0	1	10	
03	TAYLOR, Tony	g	1	6	0	1	5	10	4	3	7	0	7	9	2	0	1	32
20	KROMAH, Lasan	g	7	14	5	7	3	6	2	3	5	2	22	1	2	0	1	30
00	SMITH, Dwayne	1	7	0	2	1	3	3	4	7	4	3	1	4	0	0	24	
05	BYNES, Bryan	2	4	1	1	1	2	1	1	2	1	6	1	1	0	0	17	
12	PELLOM, David	0	1	0	0	0	2	3	4	7	0	0	1	1	0	2	13	
13	EDWARDS, Jabari	0	0	0	0	0	1	0	2	2	0	0	0	0	0	0	2	
32	JOHNSON, Tim	0	5	0	1	0	0	1	0	1	3	0	0	0	0	0	15	
42	KATUKA, Joseph	5	7	0	0	2	3	4	7	11	4	12	0	2	0	0	25	
TEAM		1 1 2																
Totals.....		21	62	7	16	17	33	26	29	55	22	66	14	14	2	5	200	

TOTAL FG%	1st Half: 10-29 34.5%	2nd Half: 11-33 33.3%	Game: 33.9% DEADBALL
3-Pt. FG%	1st Half: 3-6 50.0%	2nd Half: 4-10 40.0%	Game: 43.8% REBOUNDS
F Throw %	1st Half: 6-9 66.7%	2nd Half: 11-24 45.8%	Game: 51.5% 8

Officials: James Breeding, David Walker, Jeffery Clark; Attendance: 1646

Technical fouls: Massachusetts-FARRELL - ejected for fighting (2nd, 17:45). G. Washington-None.

Score by Periods	1st	2nd	Total
Massachusetts	31	29	60
George Washington	29	37	66

Points in the paint-UMASS 12, GW 18. Points off turnovers-UMASS 14, GW 9.

2nd chance points-UMASS 12, GW 26. Fast break points-UMASS 6, GW 4.

Bench points-UMASS 20, GW 21. Score tied-5 times. Lead changed-19 times.

Last FG-UMASS 2nd-00:21, GW 2nd-00:05.; Largest lead-UMASS by 3 2nd-19:37, GW by 9 2nd-09:43.

**GAME 27 - Feb. 21, 2010**  
**Saint Louis 69, UMass 56**

AMHERST, Mass. - Key runs by the visiting team midway through each half were the difference at the Mullins Center as UMass fell to Saint Louis, 69-56. The Billikens used a 13-0 run in the first half and a 12-2 run in the second as they improved to 18-8 overall and 9-3 in the A-10. UMass fell to 10-17 overall and 4-9 in conference play.

Ricky Harris led all scorers with 23 points on 9-for-18 shooting. Terrell Vinson had his highest scoring game since a career-high 21 vs. Memphis on Dec. 19, with 19 while also grabbing eight rebounds. Saint Louis put four scorers in double figures, led by Kyle Cassity with 16 and Cody Ellis with 14.

UMass shot 39 percent for the game, including 18 percent from 3-point range. SLU was 48 percent overall and 39 percent from long range. The Minutemen held a 33-30 edge on the boards.

The game started out a tight affair as the teams traded hoops over the first seven minutes, but with UMass leading, 13-11, the Billikens went on a 13-0 run over the middle portion of the first half to take a 24-13 lead with 9:12 left. SLU shot 10-for-14 up to that point, including three 3-pointers by Ellis, and held the Minutemen scoreless for 5:45.

The Billikens led, 26-15, with under six minutes left in the first half when Harris, who had just two points to that point, took over. The senior guard scored 11 points in a 14-4 UMass run over the final 5:16 to head into halftime down a point, 30-29.

Harris' 13 points led UMass in the first half and Vinson added seven points and five rebounds while the Minutemen shot 41 percent. SLU was led by 11 points from Cassity and nine from Ellis while the team shot 50 percent in the half.

The second half started much like the first, with the teams trading hoops. The Minutemen tied the game twice in the opening four minutes of the half and trailed by one when Saint Louis went on another mid-half run. This time it was a 12-2 run that spanned 4:53 and gave the Billikens a 54-43 lead with nine minutes left in the game.

After the deficit reached 12 on a Cassity 3-pointer with 8:13 left, UMass was able to cut the SLU lead to eight on an Anthony Gurley 3-pointer with 7:51 left.

02/21/10 4:00 pm at Amherst, Mass. (Mullins Center)  
 VISITORS: Saint Louis 18-8, 9-3

#	Player	fg	fga	3fg	3fga	ft	fta	of	de	tot	pf	tp	a	to	blk	s	min
24	ELLIS, Cody	f	4	9	4	8	2	2	0	2	2	2	14	2	1	0	25
33	REED, Willie	f	7	10	0	0	0	3	4	7	2	14	0	2	3	0	25
03	MITCHELL, Kwamain	g	4	11	1	2	2	2	0	3	3	0	11	4	3	0	34
15	SALECICH, Christian	g	1	3	0	2	1	2	0	2	2	3	3	4	3	0	28
23	CASSITY, Kyle	g	5	8	2	4	4	5	0	4	2	16	3	1	0	0	34
12	JORDAN, Justin	g	0	4	0	2	0	0	0	1	1	0	0	2	0	0	17
14	CONKLIN, Brian	1	4	0	0	3	4	1	3	4	3	5	0	2	1	1	21
21	SMITH, Jon	1	1	0	0	0	0	0	0	0	1	2	0	0	1	0	8
32	REMEKUN, Cory	2	2	0	0	0	2	2	4	1	4	1	0	0	0	0	8
	TEAM																
	Totals.....	25	52	7	18	12	15	8	22	30	14	69	16	12	5	3	200

TOTAL FG%	1st Half: 12-24 50.0%	2nd Half: 13-28 46.4%	Game: 48.1% DEADBALL
3-Pt. FG%	1st Half: 4-10 40.0%	2nd Half: 3-8 37.5%	Game: 38.9% REBOUNDS
F Throw %	1st Half: 2-3 66.7%	2nd Half: 10-12 83.3%	Game: 80.0% 1,2

HOME TEAM: Massachusetts 10-17, 4-9

#	Player	fg	fga	3fg	3fga	ft	fta	of	de	tot	pf	tp	a	to	blk	s	min
02	VINSON, Terrell	f	7	16	0	2	5	6	4	4	8	3	19	1	3	0	37
22	CARTER, Sampson	f	2	3	0	0	0	3	3	6	3	4	0	0	2	0	24
23	CARTER, Sean	c	0	2	0	0	0	2	4	6	3	0	1	0	1	0	26
05	HARRIS, Ricky	g	9	18	1	4	4	5	0	5	2	23	3	4	0	2	34
24	RILEY, Freddie	g	2	9	0	3	0	0	0	0	0	4	0	1	0	0	28
11	CORREIA, Gary	0	0	0	0	0	0	0	0	0	0	2	0	0	0	0	9
12	GURLEY, Anthony	2	8	1	2	0	0	0	2	2	1	5	1	3	0	0	25
35	BAILEY, Hashim	0	0	0	0	1	2	2	2	4	2	1	0	0	1	0	14
50	HILL, Matt	0	0	0	0	0	0	0	0	0	0	0	0	0	0	0	3
	TEAM																
	Totals.....	22	56	2	11	10	13	12	21	33	14	56	8	12	3	6	200

TOTAL FG%	1st Half: 12-29 41.4%	2nd Half: 10-27 37.0%	Game: 39.3% DEADBALL
3-Pt. FG%	1st Half: 1-8 12.5%	2nd Half: 1-3 33.3%	Game: 18.2% REBOUNDS
F Throw %	1st Half: 4-5 80.0%	2nd Half: 6-8 75.0%	Game: 76.9% 1

Officials: Pat Driscoll, John Gaffney, Tim Higgins; tttendance: 3454

Score by Periods

Saint Louis 30 39 69

Massachusetts 29 27 56

Points in the paint-SLU 26,UMASS 32. Points off turnovers-SLU 10,UMASS 8.

2nd chance points-SLU 14,UMASS 9. Fast break points-SLU 0,UMASS 2.

Bench points-SLU 11,UMASS 6. Score tied-7 times. Lead changed-3 times.

Last FG-SLU 2nd-01:32, UMass 2nd-01:21.

Largest lead-SLU by 13 2nd-03:11, UMass by 2 1st-19:37.

**GAME 28 - Feb. 27, 2010**  
**Dayton 96, UMass 68**

DAYTON, Ohio - UMass' recent dominance over Dayton came to end before a sellout crowd at UD Arena as the Minutemen dropped a 96-68 decision to the Flyers. The Minutemen had won the last four meetings with Dayton dating to 2005 including two wins as UD Arena. Over the last four years Dayton is 62-6 at home with two of the losses to the Minutemen. UMass falls to 10-18 overall, 4-10 in the Atlantic 10 while Dayton is now 19-9 and 8-6.

The Flyers made a season-best 13 3-pointers and shot 46 from beyond the arc. Dayton had a well-balanced attack led by Mickey Perry (career-high tying 15 points) and Chris Wright (14 points). Ten different Flyers scored in the game, with nine scoring in the first half, alone. A total of six scored in double-figures with Chris Johnson (11), Marcus Johnson (11), Rob Lowery (13) and Devin Searcy (10) also breaking 10.

Freshman Terrell Vinson led UMass with 16, his third game in a row in double-figures. Freshman Sampson Carter also had his best scoring game in more than two months with 10. Freddie Riley tallied 12 on four 3-pointers and Anthony Gurley had 10 points. Senior Ricky Harris saw his 37-game streak of scoring in double-figures end as he had just nine.

Dayton took control of the game midway through the first half on back-to-back 3-pointers by Paul Williams and Chris Johnson to take an 18-11 lead. The advantage ballooned on another set of 3-pointers just before halftime as Marcus Johnson and Williams canned treys in the final 1:22 before intermission.

The Flyers were red hot from the floor in the first half, shooting 57 percent in the first 20 minutes as Dayton led 43-31. The 43 points were more in one half than the Flyers scored all game in their last contest at Temple (losing 49-41). Dayton made 6-of-13 from 3-point range with nine different players scoring in the half.

UMass was hit hard by foul trouble in the first half as both Vinson and Javorn Farrell picked up three fouls with more than four minutes left in the first half. Vinson topped UMass with seven first-half points.

In the second half, UMass came out strong with Vinson scoring the team's first seven points including an emphatic dunk - the first of his college career. The lead was trimmed to nine at 54-45 with 14 minutes left as UMass went on a 10-0 run. That was ended by a Wright fastbreak slam dunk with 13:19 left in the second.

The Dayton lead was cut to eight on several more occasions by the Minutemen. Sampson Carter showed his prowess with several nice baskets but it wasn't enough in the end. The Flyers continued to pour it on and took a 20-point lead on a Perry bomb with 6:48 left in the second half, making it 78-58. Perry added another minutes later for an 83-59 edge. He hit four second-half 3-pointers.

2/27/10 7:00 pm ET at UD Arena

#	Player	fg	fga	3fg	3fga	ft	fta	of	de	tot	pf	tp	a	to	blk	s	min
02	VINSON, Terrell	f	6	10	1	2	3	4	2	0	2	5	16	3	2	0	21
10	FARRELL, Javorn	f	3	7	0	0	3	4	1	1	2	5	9	0	1	0	21
23	CARTER, Sean	c	0	5	0	0	0	2	3	3	6	3	0	0	0	0	20
05	HARRIS, Ricky	g	3	15	1	6	2	4	0	2	2	9	1	3	0	0	34
24	RILEY, Freddie	g	4	6	4	6	0	0	0	1	1	12	0	0	0	0	26
04	MONGO, Lex	0	0	0	0	0	0	0	0	0	1	0	0	1	0	0	1
11	CORREIA, Gary	0	1	0	1	0	0	0	0	1	1	1	0	3	0	0	16
12	GURLEY, Anthony	3	9	0	4	4	4	0	2	2	0	10	1	2	0	0	23
13	LANG, Trey	0	0	0	0	2	2	0	1	1	0	2	0	0	0	0	3
22	CARTER, Sampson	3	6	0	0	4	6	3	3	6	2	10	0	0	0	0	25
50	HILL, Matt	0	0	0	0	0	0	1	3	4	0	0	0	0	0	0	10
	TEAM																
	Totals.....	22	59	6	19	18	26	11	29	30	21	68	8	11	1	5	200

TOTAL FG%	1st Half: 10-26 38.5%	2nd Half: 12-33 36.4%	Game: 37.3% DEADBALL
3-Pt. FG%	1st Half: 4-12 33.3%	2nd Half: 2-7 28.6%	Game: 31.6% REBOUNDS
F Throw %	1st Half: 7-7 100%	2nd Half: 11-19 57.9%	Game: 69.2% 4

HOME TEAM: Dayton 19-9, 8-6 A-10

#	Player	fg	fga	3fg	3fga	ft	fta	of	de	tot	pf	tp	a	to	blk	s	min
33	WRIGHT, Chris	f	5	10	0	2	4	5	0	6	6	3	14	3	3	1	26
41	HUELSMAN, Kurt	f	2	4	0	0	0	0	4	1	5	3	4	0	2	0	18
01	WARREN, London	g	2	2	0	0	2	4	1	7	8	1	6	8	0	0	17
03	LOWERY, Rob	g	5	8	3	5	0	1	0	2	2	2	13	5	2	0	24
32	JOHNSON, Marcus	g	5	7	1	2	0	1	0	3	3	3	11	5	0	0	17
00	PERRY, Mickey	5	7	5	7	0	0	0	1	1	2	15	1	2	0	1	19
04	JOHNSON, Chris	3	9	2	8	3	3	1	1	2	0	11	1	0	2	0	21
12	FOX, Dan	0	0	0	0	0	0	0	0	0	1	0	0	0	0	0	3
22	WILLIAMS, Paul	2	3	2	2	0	0	0	3	3	2	6	1	1	0	0	18
23	FABRIZIUS, Luke	0	2	0	2	0	0	1	0	1	0	0	0	0	0	0	4
24	HENDRICK, Luke	0	0	0	0	0	0	0	0	0	1	0	0	0	0	0	2
25	NOURSE, Logan	0	0	0	0	1	2	0	0	0	0	0	1	1	0	0	1
34	SEARCY, Devin	3	5	0	0	4	4	5	1	6	3	10	0	1	0	0	14
35	KAVANAUGH, Matt	1	3	0	0	0	0	0	1	0	1	0	2	0	0	0	3
40	ZESTERMANN, Peter	0	1	0	0	0	0	1	1	2	0	0	0	0	0	0	2
44	BENSON, Josh	1	1	0	0	1	2	0	4	4	1	3	0	0	0	0	11
	TEAM																
	Totals.....	34	62	13	28	15	22	14	30	44	22	96	25	11	3	4	200

TOTAL FG%	1st Half: 16-28 57.1%	2nd Half: 18-34 52.9%	Game: 54.8% DEADBALL
3-Pt. FG%	1st Half: 6-13 46.2%	2nd Half: 7-15 46.7%	Game: 46.4% REBOUNDS
F Throw %	1st Half: 5-8 62.5%	2nd Half: 10-14 71.4%	Game: 68.2% 2

Officials: Ray Perone, Ron Tyburski, Mike McCloskey; Attendance: 13435

Score by Periods

Massachusetts 31 37 68

Dayton 43 53 96

Points in the paint-UMASS 24,UD 34. Points off turnovers-UMASS 11,UD 12.

2nd chance points-UMASS 10,UD 13. Fast break points-UMASS 9,UD 28.

Bench points-UMASS 22,UD 48. Score tied-2 times. Lead changed-1 time.

Last FG-UMASS 2nd-01:44, UD 2nd-00:44.; Largest lead-UMASS by 2 1st-19:33, UD by 33 2nd-02:34.

### GAME 29 - March 3, 2010

### La Salle 89, UMass 78

PHILADELPHIA, Pa. - Despite a career-high eight 3-pointers from Ricky Harris, the UMass men's basketball team fell, 89-78, to La Salle at Tom Gola Arena. The senior guard scored 31 points, while the Explorers' Rodney Green tallied 30 in a clash of the Atlantic 10's top two active career scorers.

La Salle led throughout the second half, but UMass cut the deficit to four on a Harris 3-ball with just under eight minutes to go. La Salle however, was able to hold off the Minutemen, with Green hitting key free throws down the stretch.

UMass attempted a school record 39 3-pointers, making 13 from beyond the arc (33.3 percent) and shot 41 percent overall. The Explorers shot 50 percent from the field and were 5-for-14 from 3-point range. La Salle scored 28 points at the free throw stripe, led by Green going 13-for-16.

Besides his 31 points and eight 3-pointers, Harris finished with eight rebounds, five assists, and three steals.

Green continues to be the A-10's active career scoring leader with 1,902 points while Harris is second with 1,889 heading into his final regular-season game.

The Explorers built a lead as large as 13 in the second half as Green scored 17 of his points in the second stanza. Steve Weingarten scored 11 of his 13 points in the second half including 7-of-8 from the foul line.

La Salle's Jerrell Williams (14) and Aaric Murray (13) also scored in double-figures.

UMass didn't have a player in double-figures other than Harris. Sampson Carter made and attempted a career-high 7-of-8 free throws and finished with nine points. Freddie Riley also had nine points, making three 3-pointers.

La Salle took a 40-32 halftime lead as the Explorers shot 48.4 percent in the first half, while the Minutemen struggled from the floor, making just 11-of-32 shots (34 percent). Harris scored all 12 of his points on four 3-pointers in the first 12 minutes of half. As a team, UMass was just 4-of-16 from beyond the arc with Anthony Gurlley and Riley combining to go 0-of-8 in the first 20 minutes.

Terrell Vinson suffered an injury early in the second half and didn't return. A win in Wednesday's game, or a Saint Joseph's loss, would have clinched the Minutemen a berth in the Atlantic 10 Tournament, but UMass' loss combined with the Hawks defeating George Washington, 80-71, means UMass' fate will be decided in Saturday's regular season finale.

**3-3-10 7:00 PM at Philadelphia, PA (Tom Gola Arena)**

VISITORS: Massachusetts 10-19 (4-11)

##	Player	fg	fga	3fg	3fga	ft	fta	of	de	tot	pf	tp	a	to	blk	s	min
02	VINSON, Terrell	f	4	4	0	0	0	3	3	3	3	8	0	3	0	2	10
10	FARRELL, Javorn	f	3	7	0	0	0	2	2	4	5	6	3	2	0	2	30
23	CARTER, Sean	c	3	3	0	0	1	4	3	4	7	3	1	1	1	1	31
05	HARRIS, Ricky	g	11	26	8	19	1	3	3	4	7	3	31	5	4	0	33
24	RILEY, Freddie	g	3	11	3	11	0	0	1	0	1	2	9	4	1	0	24
11	CORREIA, Gary	0	1	0	0	0	0	0	0	0	0	1	0	0	1	0	11
12	GURLEY, Anthony	2	10	2	8	2	2	0	2	2	3	8	2	2	0	0	20
22	CARTER, Sampson	1	4	0	1	7	8	4	3	7	3	9	1	1	0	2	25
35	BAILEY, Hashim	0	0	0	0	0	2	1	0	1	1	0	0	2	0	0	7
50	HILL, Matt	0	0	0	0	0	0	0	0	0	2	0	0	0	0	0	9
TEAM		1 4 5															
Totals.....		27	66	13	39	11	19	18	19	37	26	78	16	17	1	10	200

TOTAL FG%	1st Half: 11-32 34.4%	2nd Half: 16-34 47.1%	Game: 40.9% DEADBALL
3-Pt. FG%	1st Half: 4-16 25.0%	2nd Half: 9-23 39.1%	Game: 33.3% REBOUNDS
F Throw %	1st Half: 6-10 60.0%	2nd Half: 5-9 55.6%	Game: 57.9% 5

**HOME TEAM: La Salle 12-17 (4-11)**

##	Player	fg	fga	3fg	3fga	ft	fta	of	de	tot	pf	tp	a	to	blk	s	min	
14	WHITE, Devon	f	4	4	0	0	1	3	5	8	3	8	1	0	1	3	26	
20	WILLIAMS, Jerrell	f	5	8	1	2	3	3	5	8	3	14	9	5	0	3	36	
24	MURRAY, Aaric	c	4	12	1	1	4	8	2	5	7	4	13	0	2	0	30	
04	GRANT, Parrish	g	2	6	1	5	1	2	1	1	2	2	6	4	4	0	1	31
10	GREEN, Rodney	g	8	17	1	2	13	16	0	2	2	1	30	3	3	0	1	39
01	CAREY, T.T.	2	4	1	3	0	0	0	2	2	0	5	0	0	0	0	9	
41	WEINGARTEN, Steve	3	5	0	1	7	8	3	3	6	3	13	3	2	0	1	29	
TEAM		1 2 3																
Totals.....		28	56	5	14	28	38	15	23	38	16	89	20	16	3	9	200	

TOTAL FG%	1st Half: 15-31 48.4%	2nd Half: 13-25 52.0%	Game: 50.0% DEADBALL
3-Pt. FG%	1st Half: 3-7 42.9%	2nd Half: 2-7 28.6%	Game: 35.7% REBOUNDS
F Throw %	1st Half: 7-12 58.3%	2nd Half: 21-26 80.8%	Game: 73.7% 4,1

Officials: Alvin Cox, Brian Dorsey, Frank Scagliotta; Attendance: 1810

Score by Periods	1st	2nd	Total
Massachusetts	32	46	78
La Salle	40	49	89

Points in the paint-UMASS 24, LASALLE 38. Points off turnovers-UMASS 23, LASALLE 22. 2nd chance points-UMASS 21, LASALLE 6. Fast break points-UMASS 12, LASALLE 14. Bench points-UMASS 17, LASALLE 18. Score tied-3 times. Lead changed-1 time. Last FG-UMASS 2nd-00:45, LASALLE 2nd-02:19. Largest lead-UMASS by 5 1st-16:32, LASALLE by 13 2nd-10:49.

### GAME 30 - March 6, 2010

### UMass 69, Rhode Island 67

AMHERST, Mass. - On Senior Day, Ricky Harris carried UMass into the Atlantic 10 Tournament with a game-winning lay-up with 3.5 seconds left to clinch a 69-67 victory. The UMass basketball team will play at No. 6 seed Charlotte on Tuesday night at 7 p.m., as the No. 11 after topping Rhode Island on Saturday at a raucous Mullins Center. Harris scored a game-high 28 points and moved to third in career points, passing Lou Roe (1,905) and now has 1,917.

UMass is now 11-19 overall and 5-11 in the Atlantic 10 and will play at Charlotte's Halton Arena. Earlier this season, the 49ers beat UMass at the Mullins Center, 72-58 on Jan. 30, 2010.

Rhode Island had its NCAA Tournament hopes severely damaged by UMass for the second year in a row in a regular-season finale in losing to the Minutemen. Rhode Island is now 21-8 overall and 9-7 in the conference and will host No. 12 seed Saint Joseph's.

Marquis Jones (15 points) missed a 3-pointer at the buzzer which would have won the game. Harris made two free throws with 1:09 left to put UMass ahead, 67-65. Marquis Jones then calmly made two free throws with 37 second left to tie the game again at 67 all.

Javorn Farrell tied his career-high with 12 points and Freddie Riley added 11 for the Minutemen. Rhode Island had five players in double-figures led by Jones.

UMass took a 59-57 lead on a lay-up by Farrell with 3:50 left but missed the free throw after being fouled. The Rams answered with their own 3-point conversion by Marquis Jones for the 60-59 edge with 3:42 left. Harris regained the lead again at 61-60 on a pair of foul shots with 3:32 remaining. Delroy James follow retook the Rams lead at 62-61 with 2:58 remaining. But Terrell Vinson's hook shot went in for another lead change and a 63-62 lead.

Harris ended the back-and-forth with a lay-up and a 3-point lead at 65-62 with 1:46 left. Yet again, it was answered as James canned a 3-pointer with 1:26 left to retie the game at 65 all. That tied the game for the sixth time in a five minute span.

UMass used a 12-1 run midway through the second half to take its first lead in 32 minutes at 52-50. The Minutemen toed the game at 50 on a Harris 3-pointer, the points that moved him to third on the career scoring list at UMass, passing Roe. Sampson Carter gave the Minutemen their first lead in 32 minutes making a pair of free throws with 6:08 left in the second half. The Rams were held without a field goal for about six minutes before Akeem Richmond bombed a 3-pointer to regain the Rhode Island lead at 53-52 with 5:49 left in the second half.

Farrell converted a 3-point play with 5:00 minutes left to retie the game at 55 all. Will Martell then scored on a goaltending call for a 57-55 URI edge. Harris re-tied the game at 57 all on a putback after he missed two free throws with 4:28 left in the game.

The Minutemen battled all day and were within single-digits for the first three quarters of the game, but did not lead until six minutes were left in the game. UMass cut the deficit to three in the second half on several occasions on a pair of Riley 3-pointers in the first six minutes of the second half. But Rhode Island continued to answer all game.

Rhode Island led 33-27 at halftime as Ben Eaves led the Rams with 10 points, capping an 8-1 run midway through the half finished by an Eaves lay-up with 12:21 left to take a nine-point lead at 21-12. Harris scored 11 of his points in the first half to move over the 1,900-point plateau.

**3/6/10 4:05 p.m. at Mullins Center - Amherst, Mass.**

VISITORS: Rhode Island 21-8, 9-7 A-10

##	Player	fg	fga	3fg	3fga	ft	fta	of	de	tot	pf	tp	a	to	blk	s	min	
15	ULMER, Lamonte	f	5	14	0	1	1	3	5	5	10	0	11	1	2	0	37	
21	JAMES, Delroy	f	4	9	1	2	3	4	3	4	7	4	12	2	1	1	0	24
32	MARTELL, Will	c	2	5	0	0	0	1	4	0	4	4	4	2	1	2	0	24
05	JONES, Marquis	g	5	9	2	4	3	4	0	1	1	4	15	6	1	0	26	
22	COTHRAN, Keith	g	4	14	0	2	2	2	2	0	2	4	10	2	0	0	28	
01	MEJIA, Stevie	0	4	0	1	0	2	1	0	1	2	0	2	1	0	1	13	
02	EAVES, Ben	4	5	2	3	0	0	0	4	4	0	10	0	0	0	0	13	
10	RICHMOND, Akeem	1	5	1	5	0	0	0	0	0	1	3	1	0	0	0	18	
12	OUTERBRIDGE, Orion	1	3	0	0	0	0	1	4	5	2	2	2	0	2	0	12	
24	BROOKS, Ryan	0	1	0	0	0	1	0	0	0	0	0	0	0	0	0	5	
TEAM		3 4 7																
Totals.....		26	69	6	18	9	17	19	22	41	21	67	16	8	3	5	200	

TOTAL FG%	1st Half: 14-34 41.2%	2nd Half: 12-35 34.3%	Game: 37.7% DEADBALL
3-Pt. FG%	1st Half: 3-7 42.9%	2nd Half: 3-11 27.3%	Game: 33.3% REBOUNDS
F Throw %	1st Half: 2-6 33.3%	2nd Half: 7-11 63.6%	Game: 52.9% 3

**HOME TEAM: Massachusetts 11-19, 5-11 A-10**

##	Player	fg	fga	3fg	3fga	ft	fta	of	de	tot	pf	tp	a	to	blk	s	min	
02	VINSON, Terrell	f	2	3	0	0	1	2	1	5	6	4	5	2	2	0	28	
10	FARRELL, Javorn	f	5	7	0	1	2	4	1	2	3	4	12	0	2	1	33	
23	CARTER, Sean	c	2	5	0	0	3	5	1	6	7	2	7	1	1	0	1	32
05	HARRIS, Ricky	g	10	21	2	11	6	11	2	5	7	4	28	5	4	0	1	38
24	RILEY, Freddie	g	4	7	3	4	0	0	1	0	1	1	11	1	0	0	20	
11	CORREIA, Gary	1	1	0	0	0	0	0	2	2	1	2	2	1	0	0	22	
12	GURLEY, Anthony	1	6	0	2	0	0	0	0	0	2	0	0	0	0	0	10	
22	CARTER, Sampson	0	1	0	0	2	2	1	6	7	4	2	0	1	1	1	17	
TEAM		2 2 4																
Totals.....		25	51	5	18	14	24	9	28	37	20	69	10	12	2	5	200	

TOTAL FG%	1st Half: 10-27 37.0%	2nd Half: 15-24 62.5%	Game: 49.0% DEADBALL
3-Pt. FG%	1st Half: 2-11 18.2%	2nd Half: 3-7 42.9%	Game: 27.8% REBOUNDS
F Throw %	1st Half: 5-11 45.5%	2nd Half: 9-13 69.2%	Game: 58.3% 5,1

Officials: John Gwynn, D.J. Carstensen, Frankie Bourdeaux; Attendance: 5527

Technical fouls:	Rhode Island-None.	Massachusetts-TEAM (Derek Kellogg)	
Score by Periods	1st	2nd	Total
Rhode Island	33	34	67
Massachusetts	27	42	69

Points in the paint-URI 28,UMASS 38. Points off turnovers-URI 9,UMASS 0. 2nd chance points-URI 9,UMASS 11. Fast break points-URI 8,UMASS 4. Bench points-URI 15,UMASS 6. Score tied-9 times. Lead changed-8 times. Last FG-URI 2nd-01:26, UMass 2nd-00:03. Largest lead-URI by 9 1st-09:21, UMass by 3 2nd-01:46.

## GAME 31 - March 9, 2010 Atlantic 10 Tourn. First Round UMass 59, Charlotte 56

CHARLOTTE, N.C. - UMass won an Atlantic 10 Tournament game for the first time since 2002 with a 59-56 triumph over Charlotte on Tuesday night at Halton Arena. The 11th-seeded Minutemen (12-19) were led by a game-high 24 points from senior Ricky Harris to top the 6th-seeded 49ers in a back and forth game that featured nine lead changes and 10 ties. UMass advances to Atlantic City and A-10 Quarterfinals to face No. 3 seed Richmond on Friday night at 9 p.m.

On a night when the shots were not falling, the Minutemen used a strong defensive effort, holding the 49ers to 35 percent shooting in the second half and 37 percent for the game. UMass shot 32 percent from the field.

With UMass leading by one, Charlotte looked to be scoring for the first time in about five minutes as Derrio Green had a breakaway but his shot was blocked by Javorn Farrell into the backboard support for a jump ball and UMass was awarded possession with 1:26 remaining. That was followed by Terrell Vinson dropping in a baby jumper with 50 seconds left for a 54-51 UMass edge. After Charlotte called timeout, the 49ers went out on to the court with six players and were called for a technical foul, Harris made both free throws and UMass went up 56-51.

A 3-pointer by Gokhan Sirin, his first points of the game, pulled Charlotte within two with 46 seconds left, but Harris hit two free throws with 20 seconds left to put UMass up four, 58-54. After a Phil Jones putback with 12 seconds left, Vinson made one of two free throws with six seconds left to make it 59-56.

UMass then fouled with four seconds left to put DiJuan Harris at the line for 1-and-1. Harris missed and the clock ran out, giving UMass the 59-56 victory.

Charlotte was led by An' Juan Wilderness' 11 points, while Jones added 10. Derrio Green, who scored 34 against UMass in their regular season meeting, was held to just two points on 1-for-7 shooting.

Charlotte used a 10-2 run to take a 47-44 lead with 12:21 left in the second as Ian Andersen canned a 3-pointer for the lead. The 49ers made the run with four subs in the game (Phil Jones, Gokhan Sirin, Charles Dewhurst and Andersen) as coach Bobby Lutz benched starters Derrio Green, Wilderness, Chris Braswell and Spears for a long period of time.

UMass took a five-point lead on back-to-back alley-oops dunks by Sean Carter with 15:15 left in the second half to make it 42-37.

Thanks to a 16-point first half by Harris, UMass led 31-29 at intermission. Back-to-back 3-pointers by Gary Correia and Anthony Gurley gave UMass a 20-13 lead with 10:43 left in the first half. Harris scored UMass' first 10 points of the game, putting the Minutemen up 10-9, 6:01 into the action.

### 03/09/10 7:00p.m. at Halton Arena (Charlotte, N.C.) - Atlantic 10 First Round

VISITORS: Massachusetts 12-19																	
##	Player	fg	fga	3fg	3fga	ft	fta	of	de	tot	pf	tp	a	to blk	s	min	
02	VINSON, Terrell	f	2	8	0	3	2	4	1	5	6	2	6	2	1	2	33
10	FARRELL, Javorn	f	1	6	1	2	2	2	1	3	4	2	5	4	4	0	1
23	CARTER, Sean	c	2	2	0	0	3	4	4	3	7	2	7	0	0	1	26
05	HARRIS, Ricky	g	5	13	3	10	11	12	1	4	5	1	24	1	5	0	35
24	RILEY, Freddie	g	1	6	1	5	0	0	1	1	0	3	0	0	0	16	
11	CORREIA, Gary	1	3	1	3	0	0	0	4	1	1	3	1	0	0	24	
12	GURLEY, Anthony	2	11	1	7	0	0	0	1	1	1	5	1	0	0	14	
22	CARTER, Sampson	0	0	0	0	0	0	2	2	2	0	0	2	0	1	8	
35	BAILEY, Hashim	3	4	0	0	0	0	4	4	8	3	6	0	1	1	13	
50	HILL, Matt	0	0	0	0	0	0	0	0	0	0	0	0	0	0	1	
TEAM																	
Totals..... 17 53 7 30 18 22 11 28 39 14 59 9 13 3 3 200																	

TOTAL FG%	1st Half: 10-32 31.3%	2nd Half: 7-21 33.3%	Game: 32.1% DEADBALL
3-Pt. FG%	1st Half: 6-19 31.6%	2nd Half: 1-11 9.1%	Game: 23.3% REBOUNDS
F Throw %	1st Half: 5-6 83.3%	2nd Half: 13-16 81.3%	Game: 81.8% 1

### HOME TEAM: Charlotte 19-12

##	Player	fg	fga	3fg	3fga	ft	fta	of	de	tot	pf	tp	a	to blk	s	min	
35	BRASWELL, Chris	f	2	6	0	0	1	1	1	4	5	2	5	0	3	1	22
43	SPEARS, Shamari	f	3	7	0	1	2	2	2	1	3	3	8	0	4	0	23
01	GREEN, Derrio	g	1	7	0	4	0	0	0	4	3	2	2	3	0	1	26
03	HARRIS, DiJuan	g	2	8	0	5	0	1	0	3	3	0	4	4	0	2	35
21	WILDERNESS, An'Juan	5	7	1	1	0	1	1	1	2	1	1	1	0	0	1	18
00	BARNETT, Javarris	0	0	0	0	0	0	0	0	0	1	0	0	0	0	1	
02	SHERRILL, K.J.	0	0	0	0	0	0	1	0	1	0	0	0	0	0	5	
05	JONES, Phil	4	8	0	0	0	0	3	4	7	1	8	0	0	3	1	22
11	ANDERSEN, Ian	3	8	2	7	2	3	1	3	4	1	10	1	0	1	19	
15	SIRIN, Gokhan	1	6	1	6	0	0	1	0	1	0	3	0	1	0	9	
31	DEWHURST, Charles	2	5	1	2	0	0	2	5	7	5	5	2	0	0	20	
TEAM																	
Totals..... 23 62 5 26 5 8 13 28 41 18 56 9 14 4 7 200																	

TOTAL FG%	1st Half: 11-28 39.3%	2nd Half: 12-34 35.3%	Game: 37.1% DEADBALL
3-Pt. FG%	1st Half: 2-9 22.2%	2nd Half: 3-17 17.6%	Game: 19.2% REBOUNDS
F Throw %	1st Half: 5-7 71.4%	2nd Half: 0-1 0.0%	Game: 62.5% 1

Officials: Brian Kersey, Roger Ayers, Mike Eades; Attendance: 1941

Technical fouls: Massachusetts-GURLEY, Anthony. Charlotte-DEWHURST, Charles; TEAM (6 on floor)

Score by Periods	1st	2nd	Total
Massachusetts	31	28	59
Charlotte	29	27	56

Points in the paint-UMASS 20,CHA 30. Points off turnovers-UMASS 18,CHA 8.

2nd chance points-UMASS 10,CHA 10. Fast break points-UMASS 12,CHA 8.

Bench points-UMASS 14,CHA 26. Score tied-10 times. Lead changed-9 times.

Last FG-UMASS 2nd-00:56, CHA 2nd-00:12.

Largest lead-UMASS by 7 1st-10:52, CHA by 4 2nd-06:30.

## GAME 32 - March 12, 2010 Atlantic 10 Tourn. Quarterfinal RV/RV/Richmond 77, UMass 72

ATLANTIC CITY, N.J. - After a nice run to reach the Atlantic 10 Quarterfinals, the UMass basketball season came to an end at Boardwalk Hall in a 77-72 loss to Richmond. The 11th-seeded Minutemen finish their second season under Derek Kellogg with a 12-20 record.

The Spiders (25-7 overall) were deadly from 3-point range making 11-for-20 in the game including 9-of-13 in the first half. Richmond led the game from wire-to-wire, building a lead as large as 17.

Senior Ricky Harris played in his final game as a Minuteman and finished with 19 points, giving him 1,960 in his career, to rank third all-time at UMass. Harris also finished second in career made 3-pointers (276), second in 3-pointers attempted (795), third in field goal attempts (1,534), fourth in career steals (147) and fifth in games played (129).

Junior Anthony Gurley, who always plays well at Boardwalk Hall, matched his career-high with 24 points to lead UMass. His previous 24-point game came vs. Michigan State in November's Legends Classic.

Richmond, a probable NCAA Tournament team had five players score in double-digits led by David Gonzalez (15 points). Also chipping in to the well-rounded effort were Ryan Butler (14 points), Kevin Smith (14 points), Justin Harper (13 points), and Kevin Anderson (13 points).

Terrell Vinson had 10 points and eight rebounds, while Sean Carter led the Minutemen on the boards with nine rebounds.

UMass rallied from 17 down at halftime to cut the deficit to just four on a 3-pointer by Gary Correia with 40 seconds left in the second half. The Minutemen later drew to within three with 7.3 seconds left on three free throws by Harris, but Kevin Smith's breakaway dunk on the ensuing inbound iced the game for the Spiders.

Freddie Riley's follow lay-in brought the Minutemen to within eight at 66-58 with 2:47 remaining.

Richmond led 38-21 at halftime as they made 9-of-13 from 3-point range. Butler and Gonzalez each canned three 3-pointers. UMass was just 1-of-10 from beyond the mark in the first 20 minutes.

The Spiders jumped out to a 19-6 lead on Butler's second 3-pointer of the game with 11:03 left in the first. Richmond started out hot from 3-point range hitting treys for each of its first four baskets of the game and a 12-6 lead with 14:30 left in the first. The 3-pointers came from four different players (Anderson, Harper, Gonzalez and Butler).

### 3/12/10 9:30 at Atlantic City, NJ (Boardwalk Hall) - Atlantic 10 Quarterfinal

VISITORS: Massachusetts 12-20																	
##	Player	fg	fga	3fg	3fga	ft	fta	of	de	tot	pf	tp	a	to blk	s	min	
02	VINSON, Terrell	f	4	6	0	1	2	2	1	7	8	3	10	0	4	3	30
10	FARRELL, Javorn	f	1	8	0	1	1	2	1	3	4	2	3	0	0	0	1
23	CARTER, Sean	c	1	1	0	0	1	2	3	6	9	5	3	3	1	1	25
05	HARRIS, Ricky	g	7	20	1	9	4	6	0	2	2	3	19	1	2	0	31
24	RILEY, Freddie	g	4	9	1	5	0	0	1	2	3	1	9	0	1	0	28
11	CORREIA, Gary	1	5	1	3	1	2	0	2	2	2	4	1	0	0	2	23
12	GURLEY, Anthony	8	11	4	5	4	7	1	6	7	2	24	1	2	0	23	
22	CARTER, Sampson	0	0	0	0	0	0	0	1	1	1	0	0	0	0	14	
35	BAILEY, Hashim	0	0	0	0	0	0	0	0	0	1	0	0	0	0	5	
TEAM																	
Totals..... 26 60 7 24 13 21 10 32 42 20 72 6 11 4 5 200																	

TOTAL FG%	1st Half: 9-26 34.6%	2nd Half: 17-34 50.0%	Game: 43.3% DEADBALL
3-Pt. FG%	1st Half: 1-10 10.0%	2nd Half: 6-14 42.9%	Game: 29.2% REBOUNDS
F Throw %	1st Half: 2-4 50.0%	2nd Half: 11-17 64.7%	Game: 61.9% 2

### HOME TEAM: Richmond 25-7

##	Player	fg	fga	3fg	3fga	ft	fta	of	de	tot	pf	tp	a	to blk	s	min	
01	GARRETT, Darrius	f	0	3	0	0	0	0	2	2	4	1	0	1	0	16	
32	HARPER, Justin	f	5	10	3	6	0	0	1	5	6	2	13	1	3	0	18
44	BUTLER, Ryan	f	4	6	3	4	3	4	0	7	7	1	14	4	0	3	35
05	GONZALEZ, David	g	5	11	4	6	1	2	0	6	6	4	15	3	2	0	4
14	ANDERSON, Kevin	g	4	14	1	3	4	6	0	4	4	3	13	1	1	0	38
03	BROTHERS, Darrien	0	0	0	0	0	0	0	1	1	0	0	0	0	0	1	
12	SMITH, Kevin	6	9	0	0	2	3	2	2	4	3	14	0	1	0	20	
15	MARTEL, Francis C.	1	3	0	1	0	1	0	1	1	2	2	3	0	1	0	
41	GERIOT, Dan	2	6	0	0	2	2	0	1	1	4	6	3	1	0	16	
TEAM																	
Totals..... 27 62 11 20 12 18 8 29 37 20 77 16 8 2 8 200																	

TOTAL FG%	1st Half: 14-30 46.7%	2nd Half: 13-32 40.6%	Game: 43.5% DEADBALL
3-Pt. FG%	1st Half: 9-13 69.2%	2nd Half: 2-7 28.6%	Game: 55.0% REBOUNDS
F Throw %	1st Half: 1-2 50.0%	2nd Half: 11-16 68.8%	Game: 66.7% 1,1

Officials: Jeff Clark, Ron Tyburski, Jerry Heater; Attendance: 6027

Score by Periods	1st	2nd	Total
Massachusetts	21	51	72
Richmond	38	39	77

Points in the paint-UMASS 34,RICH 28. Points off turnovers-UMASS 11,RICH 11.

2nd chance points-UMASS 9,RICH 7. Fast break points-UMASS 6,RICH 10.

Bench points-UMASS 28,RICH 22. Score tied-0 times. Lead changed-0 times.

Last FG-UMASS 2nd-00:21, RICH 2nd-00:05.

Largest lead-UMASS None, RICH by 17 1st-00:32.

Statistics

# Derek KELLOGG

## HEAD COACH

### Second Year as UMass Head Coach • UMass '95

UMass brought one of its own home to run the men's basketball program in 2008-09, the 100th season of UMass Basketball.

Former Minuteman point guard and Springfield native Derek Kellogg was named the 21st head coach in University of Massachusetts men's basketball history, on April 23, 2008. The 1995 UMass graduate returned to his alma mater for his first head coaching job after serving as an assistant coach for 12 years, the last eight at the University of Memphis under former UMass head coach John Calipari. The energetic and hard-working Kellogg is largely credited for recruiting many of the Tigers which helped Memphis reach the NCAA Championship game this past season and eight straight 20-win seasons and eight consecutive postseason berths.

Kellogg finished his second season at his alma mater with a 12-20 record. But that including the Minutemen's first Atlantic 10 Tournament victory in eight years as UMass knocked off No. 6 seed Charlotte, 59-56. The Minutemen had lost its first tourney game in each season dating to 2002.

In his first season as the head coach at UMass, Kellogg led the Minutemen to a 12-18 record including an epic win over defending NCAA Champion Kansas in Kansas City before a nationally-televised audience on ESPN. UMass senior Tony Gaffney was honored as the Atlantic 10's Defensive Player of the Year in 2009 as well as being named to the A-10 Second Team. Gaffney led the A-10 in rebounding and averaged a double-double with 11.5 points and 10.2 rebounds per game. Gaffney was UMass' first player to average a double-double in 30 years.

Ricky Harris was named to the Atlantic 10 Third Team after he averaged 18.2 points per game, the highest scoring average for any returning player in 2009-10.

Kellogg has led UMass to one of the nation's top recruiting classes in the nation and the consensus best class in the Atlantic 10 according to publications. The group of Sampson Carter, Javorn Farrell, Raphaela Putney, Freddie Riley and Terrell Vinson make up the highly-talented class.

As a four-year letterwinner at Massachusetts from 1992-95, Kellogg played on four Atlantic 10 Conference regular season and tournament championship teams. The Minutemen were just the second team in NCAA history to win four-straight outright season and tournament championships. During his four-year career at UMass under Calipari, the Minutemen were 111-24, including 51-11 in the Atlantic 10, and advanced to the NCAA Tournament each year, including the Elite Eight in 1995. Kellogg was named the team's captain as both a junior and senior. He was named a 1995 Atlantic 10 All-Conference selection and was a three-time All-Atlantic 10 Academic honoree. On UMass' career lists, he is fifth in assists (453), seventh in all-time three-pointers (138), as well as seventh in three-point percentage (38.1). Kellogg played his high school basketball at Springfield Cathedral where he was a two-time Massachusetts All-State player and McDonald's honorable mention All-American.

Kellogg spent eight years on the Memphis staff under Calipari where he brought his "coach on the floor" mentality at UMass to the sidelines, and it has paid huge dividends for the Tiger program. In Kellogg's eight seasons in Memphis, he has helped lead the Tigers to eight-straight 20-win seasons and eight-consecutive postseason berths (2003, 2004, 2006, 2007, 2008 NCAA; 2001, 2002, 2005 NIT). Prior to this recent run, the last time Memphis had eight-straight 20-win seasons was from 1982-89. This current stretch of eight-consecutive postseasons is a first for the Tiger basketball program, breaking the previous mark of six-straight postseason tournaments from 1988-93.

This past season, Kellogg was an integral part of another magical Tiger campaign, which continued through the 2008 NCAA Tournament championship game. The NCAA Final Four appearance was the Tigers' first since 1985, and the NCAA title contest was the program's first since 1973. Memphis set an NCAA single-season record for victories with 38 wins (38-2 mark) and held down the No. 1 spot in both national polls for five-straight weeks during the season. The Tigers finished 2007-08 ranked No. 2 in both national polls, the highest final ranking in school history. Memphis also won a school-record 26-straight games, and swept the Conference USA regular season and tournament titles for a third-consecutive season.

The Tigers won 30 games for a third-straight year in 2007-08, becoming the second school in NCAA Division I history to accomplish the feat. Kentucky was the first to do so from 1947-49 and 1996-98. UCLA joined the elite group later in 2007-08. From 2005-06 to 2007-08, Memphis won 104 games (104-10 record)



and tied the 1996-98 Kentucky squads for the most victories in a three-year period in NCAA Division I history.

In 2006-07, Kellogg helped lead Memphis to another record-setting campaign. The Tigers won 33 games for a second-straight season (33-4 record) and captured their second-consecutive Conference USA regular season and tournament titles. The back-to-back outright regular season crowns were a first for the Memphis program, and the consecutive tournament championships were the Tigers first since they won two-straight Metro Conference Tournaments in 1984 and 1985. Memphis advanced to the NCAA Tournament Elite Eight for a second-straight year (2006, 2007), marking the first time in school history that happened.

The 2006-07 Tigers also pulled a first in Conference USA history. Memphis posted a perfect 16-0 regular season mark and captured the league's postseason tournament. The Tigers were the second squad in C-USA history to go 16-0 in the regular season as Cincinnati did so in 1999-2000. That Bearcat team, though, did not win the Conference USA Tournament title. The Tigers received a No. 2 seed in the NCAA Tournament and finished in the top 10 in both national polls (No. 5/AP; No. 7/ESPN-USA Today).

Kellogg also played an integral role in the Tigers' 2005-06 remarkable season. Memphis posted a 33-4 record and won the Conference USA regular season and tournament titles. The conference regular season crown was the Tigers' second in three years. The 2005-06 Memphis squad earned the program's first-ever NCAA Tournament No.

1 seed and advanced to the Elite Eight for the first time since 1992. The Tigers finished the season ranked in the top 10 of both national polls (No. 4/AP; No. 6/ESPN-USA Today).

Those final rankings were the highest in Memphis basketball history.

From when Kellogg joined the Memphis staff in 2000-01, the Tigers won the 2002 National Invitation Tournament championship, claimed a share of the 2004 Conference USA regular season crown and took home the 2002 and 2003 C-USA National Division titles. The Tigers have posted 219 overall victories (27.3 wins per year) and 101 conference wins (12.6 league victories per year) in his eight seasons. The eight years prior to that span, the Tigers had 140 total wins and 66 conference victories.

In addition to the 2006, 2007 and 2008 final national rankings, the Tigers also finished the 2003 (No. 19) and 2004 (No. 24) seasons ranked in the final Associated Press poll. Prior to the 2002-03 and 2003-04 seasons, the last time Memphis was ranked in the final polls in consecutive years was the 1984-85 and 1985-86 campaigns.

Kellogg was an off-campus recruiter for the Tigers, and also assisted in scouting opponents. His hard work — especially on the recruiting trail — gained him national recognition. In the summer of 2007, Rivals.com listed Kellogg (No. 7 spot) as one of the nation's 10 assistants "ready to move up." A year earlier in 2006, the same web site named Kellogg as one of the nation's top 25 recruiters, and HoopScoop magazine tabbed him as one of the nation's top assistant coaches.

Prior to joining Calipari's staff, Kellogg spent one season at Youngstown State. In his lone year at Youngstown State, Kellogg was a member of a coaching staff led by former UMass assistant John Robic that re-energized a community about Penguin basketball. Youngstown State finished fourth in the Mid-Continent Conference regular season standings, but were in first place in the league before losing their top scorer, Elmer Brown, with seven games left in the regular season. Youngstown State signed a freshman class which included three top-100 recruits during Kellogg's tenure.

Kellogg joined the Youngstown State staff after two seasons at George Mason University in Fairfax, Va., where he worked for Jim Larranaga. The Patriots posted a 19-11 record during the 1998-99 season, captured both the Colonial Athletic Association regular-season and tournament championships and earned an automatic bid to the 1999 NCAA Tournament.

Kellogg began his coaching career at his alma mater. He was a graduate assistant and part-time radio broadcaster at UMass for the 1996-97 season. Kellogg also played a season with the Connecticut Skyhawks in the United States Basketball League in 1995.


Kellogg, 36 (born June 20, 1973), is a 1995 graduate of Massachusetts with a degree in Real Estate/Finance. In May of 2005, he married Nicole Flory, who graduated from UMass in 1997. The couple welcomed their first child Maximus Antonio Kellogg on April 28, 2008 (five days after he was hired at UMass. Kellogg's parents George and Ruth Kellogg currently reside in Belchertown, Mass.



## DEREK KELLOGG YEAR-BY-YEAR

Season	School	Position	Overall	Pct.	Conf.	Pct.	Postseason
1991-92	Massachusetts	Player	30-5	.857	13-3	.813	A-10 Champs (R/T); NCAA Sweet 16
1992-93	Massachusetts	Player	24-7	.774	11-3	.786	A-10 Champs (R/T); NCAA Second Round
1993-94	Massachusetts	Player	28-7	.800	14-2	.875	A-10 Champs (R/T); NCAA Second Round
1994-95	Massachusetts	Player	29-5	.853	13-3	.813	A-10 Champs (R/T); NCAA Elite Eight
1996-97	Massachusetts	Grad. Assistant	19-14	.576	11-5	.688	NCAA First Round
1997-98	George Mason	Assistant Coach	9-18	.333	6-10	.375	
1998-99	George Mason	Assistant Coach	19-11	.633	13-3	.813	CAA Champs (R/T); NCAA First Round
1999-2000	Youngstown St.	Assistant Coach	12-16	.429	9-7	.563	
2000-01	Memphis	Assistant Coach	21-15	.583	10-6	.625	NIT Final Four
2001-02	Memphis	Assistant Coach	27-9	.750	12-4	.750	C-USA Nat'l Div. Champ; NIT Championship
2002-03	Memphis	Assistant Coach	23-7	.767	13-3	.813	C-USA Nat'l Div. Champ; NCAA First Round
2003-04	Memphis	Assistant Coach	22-8	.733	12-4	.750	C-USA Champ (R); NCAA Second Round
2004-05	Memphis	Assistant Coach	22-16	.579	9-7	.563	NIT Final Four
2005-06	Memphis	Assistant Coach	33-4	.892	13-1	.929	C-USA Champ (R/T); NCAA Elite Eight
2006-07	Memphis	Assistant Coach	33-4	.892	16-0	1.000	C-USA Champ (R/T); NCAA Elite Eight
2007-08	Memphis	Assistant Coach	38-2	.950	16-0	1.000	C-USA Champ (R/T)/NCAA Title Game
2008-09	Massachusetts	Head Coach	12-18	.400	7-9	.438	First Win Over Ranked Team vs. Kansas (12/13/08)
2009-10	Massachusetts	Head Coach	12-20	.375	5-11	.313	UMass First A-10 Tournament Win Since 2002
<b>Overall Totals (18 Years)</b>			<b>413-183</b>	<b>.693</b>	<b>203-79</b>	<b>.720</b>	<b>Nine Conference Titles/10 NCAA Berths</b>
<b>As A Player At UMass (4 Years)</b>			<b>111-24</b>	<b>.822</b>	<b>51-11</b>	<b>.823</b>	<b>Four Conference Titles/Four NCAA Berths</b>
<b>As An Assistant Coach (12 Years)</b>			<b>278-124</b>	<b>.692</b>	<b>140-50</b>	<b>.737</b>	<b>Five Conference Titles/Six NCAA Berths</b>
<b>As GA At UMass (1 Year)</b>			<b>19-14</b>	<b>.576</b>	<b>11-5</b>	<b>.688</b>	<b>One NCAA Berth</b>
<b>As Asst. At G. Mason (2 Years)</b>			<b>28-29</b>	<b>.491</b>	<b>19-13</b>	<b>.593</b>	<b>One Conference Title/One NCAA Berth</b>
<b>As Asst. At Youngstown (1 Year)</b>			<b>12-16</b>	<b>.429</b>	<b>9-7</b>	<b>.563</b>	
<b>As Asst. At Memphis (8 Years)</b>			<b>219-65</b>	<b>.771</b>	<b>101-25</b>	<b>.802</b>	<b>Four Conference Titles/Five NCAA Berths</b>
<b>As Head Coach At UMass (2 Years)</b>			<b>24-38</b>	<b>.387</b>	<b>12-20</b>	<b>.375</b>	

R – denotes conf. regular season title; T – denotes conf. tournament title



### Playing Career At UMass

YEAR	G-GS	FG-FGA	FG%	FG-FGA	FG%	FT-FTA	FT%	REB	RPG	ASST	STLS	BLKS	PTS	PPG
91-92	21-0	10-26	.385	3-9	.333	6-17	.353	21	1.0	17	10	0	29	1.4
92-92	31-31	396-106	.368	19-57	.333	58-72	.806	87	2.8	162	33	2	155	5.0
93-94	35-35	86-227	.379	61-160	.381	26-43	.605	129	3.7	146	43	3	259	7.4
94-95	33-30	81-202	.401	55-136	.404	52-63	.825	107	3.2	128	48	3	269	8.2
<b>TOTAL</b>	<b>120-96</b>	<b>216-561</b>	<b>.390</b>	<b>138-296</b>	<b>.470</b>	<b>142-195</b>	<b>.730</b>	<b>344</b>	<b>2.9</b>	<b>453</b>	<b>134</b>	<b>8</b>	<b>712</b>	<b>5.9</b>

### PERSONAL INFORMATION

<b>BORN:</b>	June 20, 1973 in Springfield, Mass. (36 Years Old)
<b>HIGH SCHOOL:</b>	Springfield Cathedral '91, Springfield, Mass.
<b>COLLEGE:</b>	University of Massachusetts '95 (B.A., College of Arts Sciences, Real Estate Management/Finance)
<b>FAMILY:</b>	Wife, Nicole (Flory), graduated UMass '97 (B.A., School of Social and Behavioral Sciences, Communication) Son, Maximus Antonio Kellogg born on April 28, 2008 Parents, George and Ruth Kellogg
<b>COACHING EXPERIENCE:</b>	1996-97: University of Massachusetts (Grad Assistant) 1997-99: George Mason University (Assistant Coach) 1999-2000: Youngstown State Univ. (Assistant Coach) 2000-2008: University of Memphis (Assistant Coach)
<b>PLAYING EXPERIENCE:</b>	1991-95: University of Massachusetts 1995: Connecticut Skyhawks (U.S. Basketball League)
<b>PLAYING HONORS:</b>	1995 Atlantic 10 Third Team All-Conference 1995 Atlantic 10 All-Tournament Team 1993, 1994, 1995 Atlantic 10 All-Academic Team
<b>PLAYING RECORDS:</b>	Fifth in career assists (453) Eighth in career 3-point field goals (138) Seventh in career 3-point field goal percentage (.381) 10th in career 3-point field goals attempts (362) Tied for Sixth in single-season FT Pct. (.825) in 1994-95 Eighth in single-season 3-point FG Pct. (.404) in 1994-95 11th in single-season assists (162) in 1992-93 Most assists by a sophomore (162) in 1992-93



### What They Are SAYING...

"Derek will do an outstanding job at UMass, as he has done at Memphis. He joined me here in Memphis from the beginning and helped build this program to where it is today - challenging for the national championship every year. Derek played a huge role in the success we've had here, especially during the last three seasons. In that time (since 2005-06), Derek was a part of our program that went to two Elite Eights and an NCAA championship game and won 104 games, tying the NCAA record for the most victories in three years.

"As happy as I was for Tony (Barbee) when he got the UTEP job two years ago, I am just as excited for Derek in getting this incredible opportunity at UMass. I recruited Derek to play at UMass, coached him there and had him as assistant here in Memphis the last eight years, so this is also a proud moment for me to see Derek get a chance to run his own program.

"The bottom line is that Derek is a winner and knows how to build a winning program. He was a winner during his playing days at UMass. He was a winner as an assistant at all his collegiate stops. I'm confident he will do the same at UMass as the head coach. Again, I can't say enough how excited I am for Derek and also the UMass community."

– John Calipari, Current Memphis Head Coach/Former UMass Head Coach (1988-96)

"The hiring of Derek Kellogg was an outstanding choice. I'm glad UMass decided to bring a member of its family back home. I know he'll do an outstanding job and he'll make the people in the valley proud."

– Bruiser Flint, Current Head Coach at Drexel/Former UMass Head Coach (1996-2001)

"I couldn't be happier for Derek and his family. As a proud UMass alum and former teammate of Derek's, I couldn't imagine anyone being a better fit for the job. No one will work harder or smarter than he will. Derek shares the fans' great passion and pride for UMass basketball. He will have the Minutemen battling for conference titles and postseason tournament appearances."


– Tony Barbee, Current Head Coach at Texas El Paso/Kellogg's former UMass teammate & Memphis assistant

"Derek Kellogg will be a fabulous head coach. His greatest assets are his enthusiasm and passion for the game of basketball and working with players. He is a tireless recruiter and someone who relates well to both young athletes and to parents and administrators. I loved working with him and know he will do a great job at UMass."

– Jim Larranaga, Current George Mason Coach/Hired Kellogg for his first full-time coaching job in 1997

# 1 David GIBBS

**Guard • Sophomore • 6-4 • 185**  
**East Hartford, Conn. • The Master's School**



**PERSONAL**

Full Name: David Anthony Gibbs, Jr.  
 Birthday: Oct. 4, 1988  
 Parents: David Gibbs, Sr., & Colette Gibbs  
 Siblings: Kiyonia (21)  
 Major: Arts & Sciences

**2009-10 SEASON (SOPHOMORE)**

- Suffered a broken left foot in practice on Feb. 2 and missed remainder of the season.
- Played first 21 games with 2.6 points, 2.4 assists, 1.8 rebounds in 19.7 minutes.
- Started 16 games overall, the first 12 games and his final four contests. Started at both points guard and on wing.
- In career-high 29 minutes vs. Grambling State (12/11), tied career-high with six assists along with six points.
- Played what Derek Kellogg called his best game at Holy Cross (12/5) with seven points, five rebounds and four assists.
- Tied career-high with 11 points, making all three 3-pointers vs. Rutgers (11/27) in Legends Classic.
- Scored for first time in three games with a late basket, added five assists vs. St. Francis (11/24).
- Career-highs of six assists and five rebounds vs. Arkansas-Fort Smith (11/21) in Legends Classic.
- In 2009-10 debut at UCF (11/13), scored three points and had three assists.

**2008-09 SEASON (FRESHMAN)**

- Played in all 30 games, starting the final three games after the first 27 off the bench.
- Scored 3.5 points and grabbing 1.5 rebounds in 17.5 minutes.
- Started at Rhode Island (3/7) and hit a clutch 3-pointer late in scoring five points and grabbing three rebounds.
- First-college start vs. George Washington (3/4), scored eight points, had two assists and two steals.
- Second-career game in double-figures with 10 points, hitting four field goals at La Salle (3/1).
- Scored five quick points consecutively in win at Saint Joseph's (2/22).
- In 26 minutes at Fordham (2/11) set or tied career highs in made field goals (3), field goals attempted (9), free throws attempted (4), rebounds (4), assists (3) and steals (2).
- Tremendous effort on both ends with seven points, two rebounds, two assists at #10/10 Xavier (1/31).
- Played career-high 28 minutes, hitting a 3-pointer and handing out three assists vs. La Salle (1/24).
- Scored eight points and grabbed three rebounds against Vanderbilt (1/3).
- Best game of career to date came vs. Hofstra (12/20) with 11 points making two 3-pointers and a monster dunk.
- Canned a clutch 3-pointer to break a 50-50 tie late in win over #25/23 Kansas (12/13).
- Nailed two 3-pointers vs. Jacksonville State (11/24) for six points in 19 minutes of action.
- At #13 Memphis (11/17) had three rebounds for third game in row, added two free throws.
- In second game of 2K Sports Classic had three points and three boards at Southern Illinois (11/12).
- In college debut scored three points and grabbed three rebounds vs. Arkansas-Monticello (11/11).

**BEFORE UMASS**

Signed a National Letter of Intent on Nov. 20, 2007 ... Played his prep ball at Master's School in West Simsbury, Conn. for Coach Ralph Auriental. ... Hails from the same hometown as UMass' 1996 National Player of the Year Marcus Camby ... In senior season, averaged 20 points, 10 rebounds and 8.0 assists per game ... As a junior, averaged 22.5 points, 12.0 assists and 8.0 rebounds ... According to scouting services, Gibbs is ranked as the No. 2 prospect in New England. Rated as the nation's 28th best point guard by scout.com and 33rd by Rivals.com

**Career Highs**

Category	#	Opponent, Date
Points	11	Hofstra, 12/20/08
	11	vs. Rutgers, 11/27/09
Field Goals	4	at La Salle, 3/1/09
	4	vs. Rutgers, 11/27/09
Field Goals Att.	9	at Fordham, 2/11/09
	9	vs. Rutgers, 11/27/09
3-Point FGs	3	vs. Rutgers, 11/27/09
3-Point FG Att.	5	at UCF, 11/13/09
Free Throws	3	Hofstra, 12/20/08
Free Throw Att.	4	Hofstra, 12/20/08
	4	at Fordham, 2/11/09
Rebounds	5	Arkansas-Fort Smith, 11/21/09
	5	vs. Rutgers, 11/27/09
	5	at Holy Cross, 12/5/09
Assists	6	Grambling State, 12/11/09
	6	Arkansas-Fort Smith, 11/21/09
Blocks	1	5 X, last vs. Grambling, 12/11/09
Steals	3	Grambling State, 12/11/09
	3	at La Salle, 3/1/09
Minutes	29	Grambling State, 12/11/09

*Bold denotes career high tied or set in the 09-10 season.*

**Miscellaneous Statistics**

Category	09-10 Car.	Last Time...
Double-Figure Scoring	1 3	vs. Rutgers, 11/27/09
20-plus points	0 0	
5-plus rebounds	3 3	at Holy Cross, 12/5/09
5-plus assists	3 3	Grambling, 12/11/09

**2009-10 GAME-BY-GAME STATISTICS (SOPHOMORE)**

Date	Opponent	G-5	Min	FG-A	Pct	3FG-A	Pct	FT-A	Pct	O-D	Reb	PF	Ast	TO	Blk	Stl	Pts
11/13	at UCF	1-1	26	1-7	.143	1-5	.200	0-0	.000	1-1	2	1	3	0	1	2	3
11/18	CORNELL	1-1	24	0-3	.000	0-1	.000	0-0	.000	1-1	2	1	3	0	0	2	0
11/21	ARK.-FORT SMITH	1-1	21	0-2	.000	0-0	.000	0-0	.000	1-4	5	1	6	1	0	0	0
11/24	ST. FRANCIS (N.Y.)	1-1	25	1-3	.333	0-1	.000	0-0	.000	0-1	1	1	5	1	0	1	2
11/27	vs. Rutgers	1-1	26	4-9	.444	3-3	1.000	0-0	.000	2-3	5	0	0	1	0	0	11
11/28	vs. #2Michigan St.	1-0	14	0-1	.000	0-1	.000	0-0	.000	0-0	0	0	0	1	0	0	0
12/2	QUINNIPIAC	1-1	21	1-5	.200	1-2	.500	1-2	.500	1-1	2	3	3	1	0	0	4
12/5	at Holy Cross	1-1	23	2-3	.667	1-2	.500	2-2	1.000	1-4	5	1	4	2	0	2	7
12/7	at Seton Hall	1-1	16	1-4	.250	0-2	.000	0-0	.000	1-1	2	3	2	2	0	0	2
12/11	GRAMBLING STATE	1-1	29	3-6	.500	0-2	.000	0-2	.000	0-2	2	2	6	1	1	3	6
12/19	MEMPHIS (Boston)	1-1	24	1-2	.500	0-0	.000	0-0	.000	0-1	1	1	2	1	0	0	2
12/23	at Boston College	1-1	18	0-3	.000	0-0	.000	0-0	.000	2-1	3	0	0	2	0	0	0
12/30	at Davidson	1-0	19	0-2	.000	0-0	.000	1-2	.500	0-1	1	0	1	0	0	1	1
1/6	FORDHAM*	1-0	10	0-2	.000	0-0	.000	0-0	.000	0-1	1	1	1	1	0	0	0
1/10	LA SALLE* (Spr.)	1-0	17	1-1	1.000	0-0	.000	1-2	.500	0-0	0	3	3	1	0	1	3
1/13	at Richmond*	1-0	10	1-1	1.000	0-0	.000	0-0	.000	0-0	0	3	2	0	0	0	2
1/16	at 19/21 Temple*	1-1	22	1-2	.500	1-2	.500	0-0	.000	0-1	1	0	3	0	1	0	3
1/20	ST. BONAVENTURE*	1-1	15	2-4	.500	0-0	.000	0-0	.000	0-1	1	2	2	1	0	1	4
1/23	at #25 Baylor	1-1	18	0-1	.000	0-1	.000	0-0	.000	0-0	0	0	1	2	0	0	0
1/27	at Saint Joseph's*	1-1	16	1-2	.500	0-1	.000	0-0	.000	0-2	2	2	1	2	0	0	2
1/30	CHARLOTTE*	1-1	20	0-4	.000	0-1	.000	2-2	1.000	0-1	1	3	2	1	0	0	2
2/3	XAVIER*	DNP	-	-	-	-	-	-	-	-	-	-	-	-	-	-	-
2/6	at Rhode Island*	DNP	-	-	-	-	-	-	-	-	-	-	-	-	-	-	-
2/11	at Duquesne*	DNP	-	-	-	-	-	-	-	-	-	-	-	-	-	-	-
2/14	SAINT JOSEPH'S*	DNP	-	-	-	-	-	-	-	-	-	-	-	-	-	-	-
2/17	at G. Washington*	DNP	-	-	-	-	-	-	-	-	-	-	-	-	-	-	-
2/21	SAINT LOUIS*	DNP	-	-	-	-	-	-	-	-	-	-	-	-	-	-	-
2/27	at Dayton*	DNP	-	-	-	-	-	-	-	-	-	-	-	-	-	-	-
3/3	at La Salle*	DNP	-	-	-	-	-	-	-	-	-	-	-	-	-	-	-
3/6	RHODE ISLAND*	DNP	-	-	-	-	-	-	-	-	-	-	-	-	-	-	-
3/9	at Charlotte (A-10)	DNP	-	-	-	-	-	-	-	-	-	-	-	-	-	-	-
3/12	vs. Richmond (A-10)	DNP	-	-	-	-	-	-	-	-	-	-	-	-	-	-	-

**2008-09 GAME-BY-GAME STATISTICS (FRESHMAN)**

Date	Opponent	G-5	Min	FG-A	Pct	3FG-A	Pct	FT-A	Pct	O-D	Reb	PF	Ast	TO	Blk	Stl	Pts
11/11	vs. Ark.-Monticello	1-0	19	1-4	.250	1-3	.333	0-0	.000	1-2	3	1	2	1	1	0	3
11/12	at Southern Illinois	1-0	16	1-2	.500	0-1	.000	1-2	.500	0-3	3	2	1	2	0	0	3
11/17	at 13/12 Memphis	1-0	13	0-1	.000	0-1	.000	2-2	1.000	0-3	3	2	1	2	0	1	2
11/24	JACKSONVILLE ST	1-0	19	2-3	.667	2-2	1.000	0-0	.000	1-0	1	0	1	0	0	1	6
11/29	at Green Bay	1-0	7	1-2	.500	0-1	.000	0-0	.000	0-0	0	0	0	0	0	0	2
12/3	at Toledo	1-0	8	0-1	.000	0-1	.000	0-0	.000	0-0	0	0	0	0	0	0	0
12/6	BOSTON COLLEGE	1-0	15	1-2	.500	1-2	.500	0-0	.000	0-1	1	0	0	0	0	1	3
12/10	HOLY CROSS	1-0	13	0-2	.000	0-1	.000	0-0	.000	0-1	1	0	0	1	2	0	1
12/13	at 25/23 Kansas	1-0	15	1-1	1.000	1-1	1.000	0-0	.000	0-1	1	0	1	0	0	0	3
12/20	HOFSTRA	1-0	22	3-7	.429	2-4	.500	3-4	.750	1-1	2	0	2	0	2	1	11
12/27	IUPUI	1-0	9	1-4	.250	1-2	.500	0-0	.000	0-0	0	0	0	0	0	0	3
12/30	at Houston	1-0	17	0-4	.000	0-1	.000	0-0	.000	0-1	1	1	1	0	0	0	0
1/3	VANDERBILT	1-0	22	3-7	.750	2-2	1.000	0-0	.000	0-3	3	0	0	1	0	0	8
1/10	DAYTON* (Spr.)	1-0	17	0-1	.000	0-1	.000	0-0	.000	0-4	4	0	2	1	0	2	0
1/14	at Saint Louis*	1-0	20	0-2	.000	0-1	.000	0-0	.000	0-0	0	1	0	2	0	1	0
1/17	TEMPLE*	1-0	14	0-2	.000	0-1	.000	0-0	.000	0-0	1	1	3	0	0	1	0
1/21	at Charlotte*	1-0	21	2-8	.250	0-4	.000	2-2	1.000	0-0	0	2	2	0	0	2	6
1/24	LA SALLE*	1-0	28	1-5	.200	1-5	.200	0-0	.000	0-1	1	1	3	0	0	2	3
1/31	at Xavier*	1-0	19	3-6	.500	1-2	.500	0-1	.000	1-1	2	2	2	2	0	1	7
2/4	RICHMOND*	1-0	21	1-3	.333	0-0	.000	0-0	.000	0-2	2	0	1	1	1	1	2
2/8	SAINT JOSEPH'S*	1-0	19	1-4	.250	0-3	.000	1-1	1.000	0-1	1	1	0	0	0	1	3
2/11	at Fordham*	1-0	26	3-9	.333	0-2	.000	2-4	.500	2-2	4	1	3	3	0	2	8
2/14	at St. Bonaventure*	1-0	21	0-4	.000	0-2	.000	0-0	.000	0-2	2	0	1	3	0	2	0
2/18	RHODE ISLAND*	1-0	13	1-3	.333	0-2	.000	0-0	.000	1-0	1	2	1	0	0	0	2
2/22	at Saint Joseph's*	1-0	11	2-2	1.000	1-1	1.000	0-0	.000	0-1	1	2	2	0	2	0	5
2/25	DUQUESNE*	1-0	19	0-2	.000	0-2	.000	0-0	.000	0-0	0	1	2	0	0	0	0
3/1	at La Salle*	1-0	21	4-8	.500	2-3	.667	0-0	.000	1-1	2	4	2	2	0	3	10
3/4	G. WASHINGTON*	1-1	18	3-5	.600	2-3	.66										

# 2 Terrell VINSON

**Forward • Freshman • 6-7 • 205**  
**Baltimore, Md. • St. Frances Academy**

### KELLOGG ON VINSON:

"We are absolutely thrilled Terrell has chosen to become a part of the UMass basketball family. He will be a tremendous addition to the program as he is an unbelievable player and an even better person. He is a multi-dimensional, athletic player who has the ability to perform at a high level. He handles the ball well, shoots it well, can play everything from the point guard to the power forward and defend those positions as well. Terrell adds great versatility to our team and gives us something we were lacking last season in a long, athletic wing player. We are very excited he is becoming a Minuteman!"

### 2009-10 SEASON (FRESHMAN)

- Preseason Atlantic 10 All-Rookie Team.
- Started all 32 games, with 9.6 points and 5.4 rebounds in 25.0 minutes per game.
- Two double-doubles (Grambling & at Baylor). 15 games in double-figure scoring. Three games with 10-plus rebounds.
- Tallied 10 points for 15th game in double-figures to finish freshman season in A-10 Quarterfinal vs. Richmond (3/12).
- In A-10 First Round win at Charlotte (3/9) had a huge block shot forcing a jump ball in the final minute, scored six points.
- Playing with a sprained ankle, scored five points and grabbed six rebounds in 28 minutes vs. Rhode Island (3/6).
- Made all four field goal attempts in just 10 minutes before suffering an ankle injury at La Salle (3/3).
- Led UMass in scoring with 16 points at Dayton (2/27), had first-career dunk in second half.
- Highest scoring game since Memphis with 19 points, along with eight rebounds and three steals vs. Saint Louis (2/21).
- In "homecoming" at George Washington (2/17) tallied 10 points and grabbed four rebounds.
- Scored eight points and eight rebounds in OT win at Duquesne (2/11).
- Netted 10 points in 22 minutes at Rhode Island (2/6). Tallied 11 points in just 18 minutes against Xavier (2/3).
- Was a force late at Saint Joseph's (1/27) with 16 points and nine rebounds including eight points in row in key run.
- Second-career double-double at #25 Baylor (1/23) with 14 points and career-high 12 rebounds.
- Tallied eight points vs. St. Bonaventure (1/20).
- Second-career game with double-figure rebounds, grabbing 10 along with nine points at #19/21 Temple (1/16).
- Tallied 13 points including two 3-pointers with five rebounds vs. La Salle (1/10). First game in four in double-figures.
- Grabbed seven rebounds and scored six points vs. Fordham (1/6) in A-10 opener.
- ESPN SportsCenter No. 1 Play of the Day and No. 6 Play of the Week on Dec. 19 after game-winning basket with 0:00.7 left to upset Memphis in Boston on Dec. 19.
- Named Atlantic 10 Rookie of the Week and UMass Athlete of the Week on Dec. 21.
- Career-high 21 points including game-winning bucket with 0:00.7 left to beat Memphis (12/19), also added nine rebounds in career-high 31 minutes.
- First-career double-double with 20 points and 11 rebounds vs. Grambling State (12/11). Became first UMass freshman with a double-double and a 20-10 game since Rashaun Freeman on Feb. 28, 2004.
- Tallied 12 points and team-best seven rebounds at Seton Hall (12/7). Scored nine points in second half.
- Three games in a row with double-figures after netting 13 vs. St. Francis (11/24), added six rebounds in win.
- Second game in double-figures with 14 points on 6-of-8 shooting vs. Arkansas-Fort Smith (11/21) in Legends.
- Reached double-figures for the first time in college with 11 points vs. Cornell (11/18) in Legends Classic.
- Started in college debut at UCF (11/13), played 16 minutes and scored four points while grabbing seven rebounds.

### BEFORE UMASS

Vinson was a star as a senior at St. Frances, playing for former Temple standout coach Mark Karcher ... Named a Baltimore Sun All-Metro selection in 2009 after averaging 23.0 points and 8.0 rebounds per game ... Vinson helped lead the 33-5 Panthers to the Baltimore Catholic League and Maryland Interscholastic Athletic Association titles ... Vinson was ESPN's No. 46-rated player in the nation as a senior and the No. 8 small forward ... He was a preseason All-American by ESPNU ... Scout.com's No. 26 power forward in the nation and Rivals.com No. 27 forward ... Rivals' No. 90 overall player ... Played in the Reebok All-American game in Washington D.C., and netted 18 points ... Scored 15 points in the Charm City Challenge, a prestigious Baltimore all-star game, in April ... As a junior at Montrose Christian, averaged 18.0 points and 10.0 rebounds ... Named All-Met by the Washington Post ... All-State First Team by the Maryland Gazette ... Chosen to play for the AAU Under-17 program, Team Reebok ... Spent 10 days in Italy with some of the top high school All-Americans in the country ... One of 25 players named to the Under-18 US National Team tryouts to compete in Argentina in 2009 summer ... In 2008, scored 16 points and grabbed eight boards in the summer AAU Championship game and showed why many believe he is the best player in the DC Metro Area with 25 points in the semifinals ... Vinson had signed a National Letter Of Intent with Loyola Marymount University to play for former UMass guard and assistant coach Bill Bayno in November 2008 ... When Bayno left the school after an illness, Vinson reopened his search for a school and signed with UMass.


### 2009-10 GAME-BY-GAME STATISTICS

Date	Opponent	G-GS	Min	FG-A	Pct	3FG-A	Pct	FT-A	Pct	O-D	Reb	PF	Ast	TO	Blk	Stl	Pts
11/13	at UCF	1-1	16	2-6	.333	0-3	.000	0-0	.000	4-3	7	5	2	0	0	0	4
11/18	CORNELL	1-1	28	3-6	.500	1-2	.500	4-4	1.000	1-3	4	4	0	2	0	1	11
11/21	ARKANSAS-FORT SMITH	1-1	20	6-8	.750	0-2	.000	2-5	.400	1-1	2	2	2	1	0	0	14
11/24	ST. FRANCIS (N.Y.)	1-1	23	3-4	.750	1-1	1.000	6-6	1.000	3-3	6	3	0	1	0	0	13
11/27	vs. Rutgers	1-1	25	2-5	.400	1-3	.333	0-0	.000	1-4	5	4	0	0	1	0	5
11/28	vs. #2 Michigan State	1-1	26	2-6	.333	0-2	.000	4-4	1.000	2-0	2	1	0	2	0	0	8
12/2	QUINNIPIAC	1-1	21	2-6	.333	0-2	.000	0-0	.000	2-0	2	3	1	1	0	1	4
12/5	at Holy Cross	1-1	13	1-4	.250	0-2	.000	0-0	.000	0-0	0	2	0	0	0	0	2
12/7	at Seton Hall	1-1	24	3-8	.375	2-5	.400	4-6	.667	3-4	7	5	0	4	0	0	12
12/11	GRAMBLING STATE	1-1	28	7-12	.583	0-4	.000	6-9	.667	7-4	11	1	1	1	1	1	20
12/19	MEMPHIS	1-1	31	8-13	.615	0-1	.000	5-7	.714	5-4	9	2	0	1	0	0	21
12/23	at Boston College	1-1	23	1-2	.500	0-0	.000	0-2	.000	2-0	2	4	0	1	1	0	2
12/30	at Davidson	1-1	23	3-8	.375	1-5	.200	0-0	.000	2-1	3	4	1	1	0	0	7
1/6	FORDHAM*	1-1	28	3-10	.300	0-3	.000	0-0	.000	5-2	7	2	1	0	3	3	6
1/10	LA SALLE*	1-1	27	5-10	.500	2-2	1.000	1-2	.500	1-4	5	4	4	1	0	0	13
1/13	at Richmond*	1-1	30	1-5	.200	1-1	1.000	2-2	1.000	2-4	6	3	0	2	1	1	5
1/16	at #19 Temple	1-1	25	3-10	.300	2-4	.500	1-1	1.000	4-6	10	2	2	1	1	0	9
1/20	ST. BONAVENTURE*	1-1	20	4-7	.571	0-2	.000	0-0	.000	1-0	1	1	0	2	0	0	8
1/23	at #25 Baylor	1-1	36	3-11	.272	1-5	.200	7-10	.700	7-5	12	3	1	3	0	1	14
1/27	at Saint Joseph's*	1-1	26	6-9	.667	1-2	.500	3-4	.750	1-8	9	5	1	2	1	1	16
1/30	CHARLOTTE*	1-1	19	2-5	.400	0-1	.000	0-0	.000	2-6	8	4	0	1	0	1	4
2/3	XAVIER*	1-1	18	5-11	.455	1-4	.250	0-2	.000	2-1	3	5	0	0	1	0	11
2/6	at Rhode Island*	1-1	22	2-6	.333	0-1	.000	6-9	.667	2-4	6	3	1	3	0	0	10
2/11	at Duquesne*	1-1	27	3-7	.429	1-1	1.000	1-2	.500	4-4	8	4	1	3	1	2	8
2/14	SAINT JOSEPH'S*	1-1	30	2-6	.333	0-1	.000	3-4	.750	0-2	2	2	2	0	3	0	7
2/17	at G. Washington*	1-1	31	2-5	.400	1-1	1.000	5-6	.833	3-1	4	4	1	5	0	1	10
2/21	SAINT LOUIS*	1-1	37	7-16	.438	0-2	.000	5-6	.833	4-4	8	3	1	3	0	3	19
2/27	at Dayton*	1-1	21	6-10	.600	1-2	.500	3-4	.750	2-0	2	5	3	2	0	0	16
3/3	at La Salle*	1-1	10	4-4	1.000	0-0	.000	0-0	.000	3-0	3	3	0	3	0	2	8
3/6	RHODE ISLAND*	1-1	28	2-3	.667	0-0	.000	1-2	.500	1-5	6	4	2	2	0	0	5
3/9	at Charlotte (A-10)	1-1	33	2-8	.250	0-3	.000	2-4	.500	1-5	6	2	2	1	2	0	6
3/12	vs. Richmond (A-10)	1-1	30	4-6	.667	0-1	.000	2-2	1.000	1-7	8	3	0	4	3	0	10



### CAREER STATISTICS

Year	GP	GS	Min	Avg	FG	FGA	Pct	3FG	FGA	Pct	FT	FTA	Pct	Off	Def	Tot	Avg	PF	FO	Ast	TO	Blk	Stl	Pts	Avg
2009-10	32	32	799	25.0	109	237	.460	17	68	.250	73	103	.709	79	95	174	5.4	102	5	29	53	19	18	308	9.6



### PERSONAL

Full Name: Terrell Randolph Vinson  
 Pronunciation: tuh-RELL  
 Birthday: August 2, 1990  
 Parent: Cathy Harris  
 Major: Psychology

### Career Highs

Category	#	Opponent, Date
Points	21	Memphis, 12/19/09
Field Goals	8	Memphis, 12/19/09
Field Goals Att.	16	Saint Louis, 2/21/10
3-Point FGs	2	at Temple, 1/16/10
	2	La Salle, 1/10/10
	2	at Seton Hall, 12/7/09
3-Point FG Att.	5	Saint Louis, 2/21/10
	5	at Davidson, 12/30/09
	5	at Seton Hall, 12/7/09
Free Throws	7	at Baylor, 1/23/10
Free Throw Att.	10	at Baylor, 1/23/10
Rebounds	12	at Baylor, 1/23/10
Assists	4	La Salle, 1/10/10
Blocks	3	vs. Richmond, 3/12/10
	3	Saint Joseph's, 2/14/10
	3	Fordham, 1/6/10
Steals	3	Saint Louis, 2/21/10
	3	Fordham, 1/6/10
Minutes	37	Saint Louis, 2/21/10

*Bold denotes career high tied or set in the 09-10 season.*

### Miscellaneous Statistics

Category	09-10	Car.	Last Time...
Double-Figure Scoring	15	15	vs. Richmond, 3/12/10
20-plus points	2	2	Memphis, 12/19/09
10-plus rebounds	3	3	at Baylor, 1/23/10
5-plus rebounds	18	18	vs. Richmond, 3/12/10
Double-Double	2	2	at Baylor, 1/23/10

### Career Honors

- ESPN SportsCenter No. 6 Play of the Week (Dec. 21, 2009)
- UMass Athlete of the Week (Dec. 21, 2009)
- Atlantic 10 Rookie of the Week (Dec. 20, 2009)
- ESPN SportsCenter No. 1 Play of Day (Dec. 19, 2009)
- 2009-10 ATLANTIC 10 PRESEASON ALL-ROOKIE TEAM

Profiles

# 5 Ricky HARRIS

2010 3RD TEAM A-10

Guard • Senior • 6-2 • 185 • Baltimore, Md.  
 Calvert Hall College H.S./Winchendon School (Mass.)



**PERSONAL**  
 Full Name: Ricky Donta Harris  
 Birthday: August 12, 1987 in Baltimore, Md.  
 Parents: Donna Evette Harris & Ricky Lee Harris  
 Siblings: Derrick & Riquelle Harris  
 Major: Communications

### 2009-10 SEASON (SENIOR)

- 2010 ATLANTIC 10 THIRD TEAM. Preseason Atlantic 10 First-Team. Athlon named him the Atlantic 10's "Most Entertaining Player"
- Scored in double-figures 41 of his final 42 games; 94 of 129 career games including 91 of the final 97.
- ATLANTIC 10's ACTIVE LEADING SCORER WITH 1,960 at time of conclusion of career.
- THIRD in career scoring at UMass (1,960), passing Marcus Camby (1,387) and Julius Erving (1,370) vs. Cornell. Passed Lou Roe (1,905) on March 6.
- SECOND in career 3-pointers made (276), passing Anthony Anderson (275). No. 1 is Monty Mack (331). Passed Derek Kellogg (138) on list.
- SECOND in 3-pointers attempted (795), passing Kellogg (362) who was 10th. No. 1 is Monty Mack (910).
- THIRD in career field goal attempted (1,534). Passed Lorenzo Sutton (1,518) in final game.
- SIXTH in career free throws at UMass (398), has passed Marcus Camby (308) & Julius Erving (322). Next is No. 5 Harper Williams (424).
- FOURTH in career steals 148. No. 3 is Anthony Anderson (150). • FIFTH in career games played (129). Carmelo Travieso (130) is fourth.
- SEVENTH in career made field goals (643). Next on list is No. 6 is Lou Roe (661).
- Averaging league-best 19.8 points, 2.9 assists and 3.5 rebounds in 31 games (30 starts) as a senior. FIRST in A-10 in scoring.
- LED Atlantic in scoring in conference games with 21.9 in A-10 contests.
- 10TH on single-season points list with 613 in 2009-10 and NINTH in single-season scoring average (19.8).
- On single-season charts also ranks SEVENTH in 3-point field goals attempted (225) in 2009-10, tied with his mark of 2008-09. EIGHTH in field goals attempted (506).
- In final college game, scored 19 points vs. Richmond (3/12) in A-10 Quarterfinals.
- Led UMass to A-10 First Round win at Charlotte (3/9) with 24 points including UMass' first 10 points of game and 11-12 free throws in game.
- On Senior Day, had "greatest day of his life" hitting game-winner with 3.5 second left to send UMass to A-10 Tournament as part of scoring game-high 28 points vs. Rhode Island (3/6). Also had seven rebounds and five assists in the dramatic win.
- Fourth career 30-point game with 31 points (tied UM record with career-high eight 3-pointers), seven rebounds, five assists at La Salle (3/3).
- 37-game double-figure scoring streak snapped with just nine points at Dayton (2/27).
- Tallied game-high 23 points vs. Saint Louis (2/21), along with five rebounds and three assists.
- Averaged 27.4 points five games (Jan. 30-Feb. 14), making 50 percent from the floor. Had 25 or more in four of the five games.
- Three biggest scoring games of the season in three-game span after 27 points in win over Saint Joseph's (2/14).
- Named A-10 Player of the Week for second time on Dec. 14 after 29-point, 6-assist game at Duquesne.
- Game-high 29 points, including 25 after halftime in dramatic overtime win at Duquesne (2/11). Also handed out season-best six assists.
- Second-highest scoring game of career with 32 points at Rhode Island (2/6). Made 10-of-17 from floor. Moved to fourth in career scoring, passing Lorenzo Sutton (1,731) and Rashaun Freeman (1,744) on the all-time list.
- Netted 24 vs. Xavier (2/3), making 11-of-20 field goals.
- Scored more than 22 points for third time in four games with 25 vs. Charlotte (1/30). Attempted career-high 24 field goals.
- Helped UMass to big win at Saint Joseph's (1/27) with 23 points and career-high eight rebounds.
- Netted 18 points at Richmond (1/13). Tallied 17 points vs. La Salle (1/10) in Springfield. Had three assists and three steals.
- Hit game-winning jumper with 2.9 second left to beat Fordham (1/6) in A-10 opener. Scored team-best 21 points and handed out six assists.
- Came off bench for first time in 48 games (in which he played), netted 21 points on career-high 23 field goal attempts at Davidson (12/30).
- Returned to action vs. Memphis (12/19) with 13 points (9-of-10 free throws). Missed first game with sprained ankle vs. Grambling (12/11).
- Scored 15 points and grabbed season-high five rebounds at Seton Hall (12/7).
- Named Atlantic 10 Player of the Week on Dec. 6 after week of averaging 19 ppg, 6.0 apg and 3.0 with 13-19 FGs in two wins.
- Notched 19 points, six assists and three rebounds for second game in a row, in win at Holy Cross (12/5).
- Scored 19 points (15 in the first half) in win vs. Quinnipiac (12/2), also handed out six assists playing a lot of point guard.
- Started a point guard for first time in career vs. No. 2 Michigan State (11/28) and scored 15 points.
- Netted 22 points as UMass made a late run in loss to Rutgers (11/27) in Legends Classic.
- Tallied 18 points as he moved past Edwin Green (1,393) to 11th in career scoring vs. Arkansas-Fort Smith (11/21).
- Moved to 12th in career points at UMass with 26 points vs. Cornell (11/18) in Legends Classic in 100th career game. Also had three steals.

### 2008-09 SEASON (JUNIOR)

- ATLANTIC 10 THIRD TEAM. NABC SECOND TEAM. A-10 Preseason Second Team (by Coaches & Media).
- 40th player in UMass history with 1,000 career points on free throw in first half vs. Hofstra (12/20) in 78th game.
- Led UMass in scoring with 18.2 average, which ranks tied for 60TH in the NCAA and fourth in Atlantic 10.
- 39 percent from 3-pointers (87-of-225). 87 treys is tied for sixth-best season, 225 attempts is also 7th-best. 2.9 3-pointers per game.
- Leading scorer for UMass in 18-of-25 seasons. Has been in double-figures in 28 of 30 games this year, 61 of last 66 overall.
- ESPN Player of the Game after a team-high 24 points hitting six of final eight shots including 4-8 3-pointers vs. Temple (1/17).
- Scored 1,000th career point on third of three free throws vs. Hofstra (12/20). Had with 16 points, three assists, four steals.
- Netted career-high 35 points, 13th most in history, made 12-of-19 FGs on career-tying six 3-point field goals made.

### 2007-08 SEASON (SOPHOMORE)

- 2008 A-10 MOST IMPROVED PLAYER. First UMass player to earn award since 2001 (Micah Brand & Kitwana Rhymer).
- Named to NIT All-Tournament Team after 20.4 average in five NIT games, scored 27 points in NIT Championship game.
- His 278 attempted 3-pointers set a new UMass single-season record, breaking mark of 266 by Monty Mack.
- 30 points at Saint Joseph's (1/23) including 26 in the second half and 16 in final 2:23 of game.

### 2009-10 GAME-BY-GAME STATISTICS (SENIOR)

Date	Opponent	G-MS	Min	FG-A	Pct	3FG-A	Pct	FT-A	Pct	O-D	Reb	PF	Ast	To	Blk	Stl	Pts	
11/13	at UCF	1-1	32	5-15	.333	4-11	.364	1-2	3-3	2	2	4	3	0	0	0	15	
11/18	CORNELL	1-1	31	7-15	.467	3-8	.375	9-12	.750	1-3	4	3	1	4	0	0	26	
11/21	ARK.-FORT SMITH	1-1	28	7-13	.538	2-8	.250	2-4	.500	1-1	2	0	1	2	0	0	18	
11/24	ST. FRANCIS (N.Y.)	1-1	30	4-12	.333	2-6	.333	0-0	.000	0-3	3	3	4	1	0	3	10	
11/27	vs. Rutgers	1-1	24	8-17	.471	3-10	.300	3-5	.600	1-2	3	4	2	5	0	1	22	
11/28	vs. #2 Michigan St.	1-1	24	5-11	.455	2-5	.400	3-4	.750	0-3	3	3	1	6	0	2	15	
12/2	QUINNIPIAC	1-1	31	7-9	.778	3-5	.600	2-2	1.000	0-3	3	3	6	3	0	1	19	
12/5	at Holy Cross	1-1	30	6-10	.600	4-6	.667	3-3	1.000	0-3	3	2	6	4	0	0	19	
12/7	at Seton Hall	1-1	28	6-16	.375	1-5	.200	2-2	1.000	1-4	5	1	2	1	0	0	15	
12/11	GRAMBLING STATE	DNP-INJ																
12/19	MEMPHIS (Boston)	1-1	33	2-11	.181	0-5	.000	9-10	.900	2-1	3	4	3	4	0	0	13	
12/23	at Boston College	1-1	34	5-16	.313	1-8	.125	1-2	.500	0-4	4	3	3	7	0	2	12	
12/30	at Davidson	1-0	25	8-23	.348	2-7	.286	3-4	.750	1-3	4	1	1	3	0	1	21	
1/6	FORDHAM*	1-1	33	7-18	.389	1-5	.200	6-9	.667	0-2	2	1	6	2	0	4	21	
1/10	LA SALLE* (Spr.)	1-1	22	7-15	.467	0-4	.000	3-5	.600	0-1	1	4	3	2	0	3	17	
1/13	at Richmond*	1-1	33	8-21	.381	1-6	.167	1-1	1.000	2-1	3	2	2	5	0	1	18	
1/16	at #19/21 Temple*	1-1	29	5-17	.294	1-7	.143	0-0	.000	0-1	1	2	2	3	0	1	11	
1/20	ST. BONAVENTURE*	1-1	32	9-19	.474	2-6	.333	2-3	.667	2-3	5	2	3	3	0	2	22	
1/23	at #25 Baylor	1-1	25	6-14	.429	2-8	.250	1-1	1.000	0-2	2	2	1	2	0	1	15	
1/27	at Saint Joseph's*	1-1	32	7-14	.500	1-3	.333	8-10	.800	3-5	8	0	2	2	1	1	23	
1/30	CHARLOTTE*	1-1	32	11-24	.458	3-10	.300	0-2	.000	2-2	4	2	4	4	0	2	25	
2/3	XAVIER*	1-1	34	11-24	.458	3-10	.300	0-0	.000	0-2	2	2	0	2	3	0	24	
2/6	at Rhode Island*	1-1	33	10-17	.588	3-6	.500	9-11	.818	1-2	3	1	2	5	0	1	32	
2/11	at Duquesne*	1-1	40	10-22	.455	5-10	.500	4-4	1.000	1-4	5	3	6	6	0	1	29	
2/14	SAINT JOSEPH'S*	1-1	32	7-15	.467	3-6	.500	10-13	.769	0-3	3	3	2	5	0	2	27	
2/17	at G. Washington*	1-1	34	3-9	.333	1-3	.333	3-5	.600	0-1	1	4	6	3	1	1	10	
2/21	SAINT LOUIS*	1-1	34	9-18	.500	1-4	.250	4-5	.800	0-5	5	2	3	4	0	2	23	
2/27	at Dayton*	1-1	34	3-15	.200	1-6	.167	2-4	.500	0-2	2	2	1	3	0	0	9	
3/3	at La Salle*	1-1	33	11-26	.423	8-19	.421	1-1	.333	3-4	7	3	5	4	0	3	31	
3/6	RHODE ISLAND*	1-1	38	10-21	.476	2-11	.182	6-11	.545	2-5	7	4	5	4	0	1	28	
3/9	at Charlotte (A-10)	1-1	35	5-13	.385	3-10	.300	11-12	.917	1-4	5	1	1	5	0	0	24	
3/12	vs. Richmond (A-10)	1-1	31	7-20	.350	1-9	.111	4-6	.667	0-2	2	3	1	2	0	1	19	

### CAREER STATISTICS

Year	GP	GS	Min	Avg	FG	FGA	Pct	3FG	FGA	Pct	FT	FTA	Pct	Off	Def	Tot	Avg	PF	FO	Ast	To	Blk	Stl	Pts	Avg
2006-07	32	0	347	10.8	45	124	.363	17	67	.254	38	57	.667	5	26	31	1.0	32	0	16	17	1	12	145	4.5
2007-08	36	33	1174	32.6	209	488	.428	104	278	.374	134	178	.753	19	71	90	2.5	74	1	63	73	5	56	656	18.2
2008-09	30	30	973	32.4	173	416	.416	87	225	.387	113	143	.790	11	75	86	2.9	58	1	45	78	5	40	546	18.2
2009-10	31	30	966	31.2	216	506	.427	68	225	.302	113	155	.729	25	82	107	3.5	71	0	91	113	3	40	613	19.8
TOTAL	129	93	3460	26.8	643	1534	.419	276	795	.347	398	533	.747	60	254	314	2.4	235	2	215	281	14	148	1960	15.2

### Career Highs

Category	#	Opponent, Date
Points	35	Boston College, 12/6/08
Field Goals	12	Boston College, 12/6/08
Field Goals Att.	26	at Saint Joseph's, 1/23/08
3-Point FGs	8	at La Salle, 3/3/10
3-Point FG Att.	19	at La Salle, 3/3/10
Free Throws	11	at Charlotte, 3/9/10
Free Throw Att.	16	vs. Cal Poly, 11/9/07
Rebounds	8	at Saint Joseph's, 1/27/10
Assists	7	at Duquesne, 1/30/08
Blocks	1	14 times, last at G. Wash., 2/17/10
Steals	5	Yale, 11/14/07
Minutes	41	at Charlotte, 1/21/09

Bold denotes career high tied or set in the 09-10 season.

### Miscellaneous Statistics

Category	09-10 Car.	Last Time...
Double-Figure Scoring	30	94 vs. Richmond, 3/12/10
20-plus points	15	43 at Charlotte, 3/9/10
25-plus points	7	15 Rhode Island, 3/6/10
30-plus points	2	4 at La Salle, 3/3/10
5-plus rebounds	8	17 at Charlotte, 3/9/10
5-plus assists	7	8 Rhode Island, 3/6/10

### Career Honors


- 2009-10 ATLANTIC 10 THIRD TEAM
- Atlantic 10 Player of the Week (Feb. 14, 2010)
- Atlantic 10 Player of the Week (Dec. 6, 2009)
- 2009-10 ATLANTIC 10 PRESEASON FIRST TEAM
- 2008-09 ATLANTIC 10 THIRD TEAM
- 2008-09 ATLANTIC 10 PRESEASON SECOND TEAM
- 2008-09 ATHLON PRESEASON FIRST TEAM
- 2008-09 LINDY'S PRESEASON FIRST TEAM
- 2008-09 USA TODAY PRESEASON FIRST TEAM
- ATLANTIC 10 MOST IMPROVED PLAYER 2008
- NIT ALL-TOURNAMENT TEAM 2008
- ESPN Weekly Watch National Player Of Week (Jan. 21, 2008)
- Atlantic 10 Player of the Week (Jan. 20, 2008)
- BTI Tip-Off Tournament All-Tournament Team 2007

### 2008-09 GAME-BY-GAME STATISTICS (JUNIOR)

Date	Opponent	G-MS	Min	FG-A	Pct	3FG-A	Pct	FT-A	Pct	O-D	Reb	PF	Ast	To	Blk	Stl	Pts
11/11	vs. Ark.-Monticello	1-1	32	7-19	.368	5-9	.556	3-4	.750	0-2	2	1	1	2	0	3	22
11/12	at Southern Illinois	1-1	33	7-14	.500	4-9	.444	6-6	1.000	1-4	5	2	2	2	0	0	17
11/17	at 13/12 Memphis	1-1	29	5-15	.333	4-10	.400	3-4	.750	0-2	2	1	4	0	0	0	24
11/24	JACKSONVILLE ST.	1-1	34	3-8	.375	1-3	.333	2-5	.400	1-2	3	3	1	2	1	0	9
11/29	at Green Bay	1-1	37	9-16	.563	4-8	.500	5-6	.833	0-6	6	2	0	2	0	2	27
12/3	at Toledo	1-1	32	4-13	.308	2-6	.333	3-4	.750	0-1	1	1	3	3			

# 10 Javorn FARRELL

**Guard/Forward • Freshman • 6-5 • 180**  
**Woodbridge, Va. • Riverdale Baptist H.S. (Md.)**



**PERSONAL**  
 Full Name: Javorn Farrell  
 Pronunciation: juh-VON FAIR-uhl (rhymes w/barrel)  
 Birthday: Nov. 11, 1990  
 Parents: Ingrid & Steve Farrell  
 Major: Communications

**KELLOGG ON FARRELL:**

"We are excited to get a player and a person with the character of Javorn Farrell to join our program. Not only is he an unbelievable student and a great kid, he is going to be a great asset to our basketball program. I love his versatility as a player as he can play the four through the one position. He's a tough, physical hard-nosed player and will be physically ready to come in and help us right away. It is going to be a learning process for him like any young kid as he will have to learn how hard you have to play with the level of practice and the level of the games. I'm thrilled to have him coming to UMass. He comes here after playing for a great high school coach in Lou Wilson and a tremendous program at Riverdale Baptist. Javorn played for an outstanding nationally-renown AAU program, the DC Assault run by Curtis Malone. To get Javorn to sign early here with UMass and join our program is a great testament to the coaching staff and the University."

**2009-10 SEASON (FRESHMAN)**

- Earned a reputation as a gritty, tough defensive player early on in first college season.
- Played in 29 games (starting 13 times), averaged 4.6 points and 3.6 rebounds in 17.5 minutes.
- Started his last 12 games played in a row.
- Played great defense in A-10 First Round win at Charlotte (3/9). Had five points, four rebounds and four assists in win.
- **Equaled career-high** with 12 points, making career-best five field goals in dramatic win over Rhode Island (3/6).
- Returned to action, and started, posted nine points and two steals at Dayton (2/27).
- Did not dress for Saint Louis (2/21) game after being ejected from game at George Washington (2/17).
- Started seven games in a row including seven-point effort vs. Saint Joseph's (2/14).
- In career-high 38 minutes at Duquesne (2/11), played great defense and had four assists for third game in row
- In 34 minutes at Rhode Island (2/6) had a stat-stuffer with six points, eight rebounds, four assists.
- **Career-high 12 points including career-best 5-of-6 on free throws in start vs. Xavier (2/3).**
- Great all-around effort vs. Charlotte (1/30). Four points, four steals, three rebounds and three steals.
- Second-career start at Saint Joseph's (1/27), had one field goal in win.
- Grabbed eight rebounds along with five points at #19/21 Temple (1/16).
- In career-high 27 minutes, scored seven points and added five rebounds at Richmond (1/13).
- Sat out two two A-10 games vs. Fordham (1/6) and La Salle (1/10) with a groin/hip injury.
- In first-career start at Davidson (12/30), played career-high 23 minutes, with four points and five rebounds.
- **First-career game with double-figure rebounds, grabbing 10 boards in just 11 minutes vs. Grambling State (12/11),** also had six points.
- Eight points in the second half at Seton Hall (12/7) making both 3-point attempts.
- First-career slam dunk was part of four points in 11 minutes at Holy Cross (12/5).
- Talled six points and three rebounds in 13 minutes vs. #2 Michigan State (11/28) in Legends Classic.
- In just eight minutes, scored five points and grabbed three offensive rebounds vs. St. Francis (11/24).
- Scored two points, grabbed four rebounds and handed out two assists vs. Arkansas-Fort Smith (11/21) in Legends.
- Made college debut at UCF (11/13), played 15 minutes and scored nine points while grabbing five rebounds.

**BEFORE UMASS**

• Played at Riverdale Baptist School... As a sophomore, Farrell was named Honorable Mention All-Met by the Washington Post in 2007 while he played for Bishop Ireton ... Junior year averaged 12.0 points and 3.0 rebounds per game... Named to the NACA 2008 Boys Division | All-Tournament Team in Dayton, Ohio... Played in AAU basketball with the DC Assault... In the CSTV Next Generation rankings, Farrell was listed as the No. 43 prospect in the nation.



**2009-10 GAME-BY-GAME STATISTICS**

Date	Opponent	G-GS	Min	FG-A	Pct	3FG-A	Pct	FT-A	Pct	O-D	Reb	PF	Ast	TO	Blk	Stl	Pts
11/13	at UCF	1-0	15	3-7	.429	1-2	.500	2-4	.500	3-2	5	2	2	1	0	1	9
11/18	CORNELL	1-0	10	0-3	.000	0-0	.000	0-0	.000	0-1	1	3	1	1	0	0	0
11/21	ARKANSAS-FORT SMITH	1-0	14	1-2	.500	0-1	.000	0-0	.000	1-3	4	3	2	2	0	0	2
11/24	ST. FRANCIS (NY)	1-0	8	2-3	.667	0-0	.000	1-2	.500	3-0	3	1	3	1	0	0	5
11/27	vs. Rutgers	1-0	6	1-2	.500	0-0	.000	0-0	.000	0-0	0	1	0	0	0	0	2
11/28	vs. #2 Michigan State	1-0	13	2-3	.667	0-0	.000	2-2	1.000	0-3	3	3	1	1	0	0	6
12/2	QUINNIPIAC	1-0	11	0-2	.000	0-0	.000	0-0	.000	1-0	1	4	0	0	0	1	0
12/5	at Holy Cross	1-0	11	2-3	.667	0-0	.000	0-0	.000	0-3	3	1	0	0	0	0	4
12/7	at Seton Hall	1-0	12	3-7	.429	2-2	1.000	0-0	.000	1-3	4	5	1	1	1	0	8
12/11	GRAMBLING STATE	1-0	11	2-4	.500	0-0	.000	2-2	1.000	0-10	10	1	2	0	2	2	6
12/19	MEMPHIS	1-0	3	0-1	.000	0-0	.000	0-0	.000	1-0	1	0	0	1	0	0	0
12/23	at Boston College	1-0	11	2-2	1.000	0-0	.000	0-2	.000	1-1	2	2	0	3	0	0	4
12/30	at Davidson	1-1	23	2-7	.286	0-0	.000	0-0	.000	1-4	5	4	0	1	1	1	4
1/6	FORDHAM*	DNP-INJ															
1/10	LA SALLE*	DNP-INJ															
1/13	at Richmond*	1-0	27	2-8	.250	0-0	.000	3-3	1.000	2-3	5	4	1	1	0	2	7
1/16	at #19/21 Temple	1-0	16	2-7	.286	1-1	1.000	0-0	.000	3-5	8	4	1	1	0	0	5
1/20	ST. BONAVENTURE*	1-0	14	1-2	.500	0-0	.000	0-0	.000	0-4	4	3	1	0	0	3	2
1/23	at #25 Baylor	1-0	10	0-1	.000	0-0	.000	0-0	.000	0-0	0	1	1	1	0	0	0
1/27	at Saint Joseph's*	1-1	9	1-3	.333	0-0	.000	0-0	.000	0-0	0	1	2	0	0	0	2
1/30	CHARLOTTE*	1-1	16	2-5	.400	0-1	.000	0-0	.000	1-2	3	5	3	0	1	4	4
2/3	XAVIER*	1-1	25	3-7	.429	1-3	.333	5-6	.833	0-3	3	5	4	1	0	1	12
2/6	at Rhode Island*	1-1	34	3-9	.333	0-1	.000	0-2	.000	3-5	8	5	4	2	1	1	6
2/11	at Duquesne*	1-1	38	1-6	.167	0-0	.000	0-0	.000	1-4	5	3	4	3	1	1	2
2/14	SAINT JOSEPH'S*	1-1	29	2-3	.667	0-1	.000	3-4	.750	0-5	5	3	2	1	0	1	7
2/17	at G. Washington*	1-1	7	0-2	.000	0-0	.000	0-0	.000	3-1	4	3	0	2	0	0	0
2/21	SAINT LOUIS*	DNP-Suspended															
2/27	at Dayton*	1-1	21	3-7	.429	0-0	.000	3-4	.750	1-1	2	5	0	1	0	2	9
3/3	at La Salle*	1-1	30	3-7	.429	0-0	.000	0-0	.000	2-2	4	5	3	2	0	2	6
3/6	RHODE ISLAND*	1-1	33	5-7	.714	0-1	.000	2-4	.500	1-2	3	4	0	2	1	2	12
3/9	at Charlotte (A-10)	1-1	30	1-6	.167	1-2	.500	2-2	1.000	1-3	4	2	4	4	0	1	5
3/12	vs. Richmond (A-10)	1-1	21	1-8	.125	0-1	.000	1-2	.500	1-3	4	2	0	0	0	1	3

**CAREER STATISTICS**

Year	GP	GS	Min	Avg	FG	FGA	Pct	3FG	FGA	Pct	FT	FTA	Pct	Off	Def	Tot	Avg	PF	FO	Ast	TO	Blk	Stl	Pts	Avg
2009-10	29	13	508	17.5	50	134	.373	6	16	.375	26	39	.667	31	73	104	3.6	85	6	42	33	8	26	132	4.6

**Career Highs**

Category	#	Opponent, Date
Points	12	Rhode Island, 3/6/10
	12	Xavier, 2/3/10
Field Goals	5	Rhode Island, 3/6/10
Field Goals Att.	9	at Rhode Island, 2/6/10
3-Point FGs	2	at Seton Hall, 12/7/09
3-Point FG Att.	3	Xavier, 2/3/10
Free Throws	5	Xavier, 2/3/10
Free Throw Att.	6	Xavier, 2/3/10
Rebounds	10	Grambling State, 12/11/09
Assists	4	at Charlotte, 3/9/10
	4	at Duquesne, 2/11/10
	4	at Rhode Island, 2/6/10
	4	Xavier, 2/3/10
Blocks	2	Grambling State, 12/11/09
Steals	4	Charlotte, 1/30/10
Minutes	38	at Duquesne, 2/11/10

*Bold denotes career high tied or set in the 09-10 season.*

**Miscellaneous Statistics**

Category	09-10 Car.	Last Time...
Double-Figure Scoring	2	2 Rhode Island, 3/6/10
20-plus points	0	0
10-plus rebounds	1	1 Grambling, 12/11/09
5-plus rebounds	8	8 St. Joseph's, 2/14/10
Double-Double	0	0

Profiles

# 11 Gary CORREIA

Guard • Junior • 6-1 • 180

Providence, R.I. • Northfield Mount Hermon School (Mass.)

## 2009-10 SEASON (JUNIOR)

- Served a bigger role in his third season, starting five games this season. Came off bench in first 74 career games.
- Played in all 32 games during season averaged 2.2 points and 2.2 assists per game in 18.9 minutes.
- Had a team-best 2.65-to-1 assist-to-turnover ratio.
- Great defense and steady ball-handling in A-10 First Round win at Charlotte (3/9). Also hit key 3-pointer in first half.
- Played 22 key minutes in regular-season finale win ver Rhode Island (3/6).
- Grabbed a career-high six rebounds as part of UMass' 60 boards at Duquesne (2/11).
- Second start in a row, third in career in A-10 opener vs. Fordham (1/6), tallied six points and added two assists.
- Second-career start at Davidson (12/30) playing 30 minutes with two points and two assists.
- In 24 minutes at Boston College (12/23), handed out five assists with no turnovers.
- Played tremendous defense in 31 minutes vs. Memphis (12/19), also scored seven points and career-high five rebounds.
- First-career start vs. Grambling State (12/11) and scored in double-figures for the second time with 11 points. Also tied career-high with six assists in career-high 33 minutes.
- In 17 minutes at Holy Cross (12/5), made two 3-pointers for six points and handed out three assists with no turnovers.
- Top team assistant in both Legends Classic games with three helpers vs. Rutgers (11/27) and #2 Michigan State (11/28).
- Canned a 3-pointer and handed out four assists vs. Arkansas-Fort Smith (11/21) in Legends Classic.
- Played 66th game in a row off the bench in opener at UCF (11/13), made a 3-pointer.

## 2008-09 SEASON (SOPHOMORE)

- Played in 29 of 30 games and saw action in 65 of 66 games in career, all off the bench.
- Averaged 2.2 points, 1.1 assists and 0.9 rebounds playing 11.0 minutes per game.
- Averaged 5.8 points per game in last four regular-season games after 1.7 PPG in first 24 games this year.
- In homecoming to Rhode Island (3/7), scored career-high 12 points, making all four 3-pointers in win.
- Scored career-high nine points on career-best three 3-pointers vs. Duquesne (2/25).
- Did not play in a game for the first time at Saint Joseph's (2/22).
- In season-high 25 minutes at Fordham (2/11) hit a 3-pointer and handed out three assists.
- Tied then career-high seven points making two 3-pointers vs. Hofstra (12/20), came into game 1-of-11 on 3FGs.
- Scored six points, as he attempted a career-high five field goals at Green Bay (11/29). Also had two steals.
- Season-high 17 minutes at #13 Memphis (11/17), scored four points and tied career-high with four rebounds.
- Scored six points at Southern Illinois (11/12), his most since a career-high seven against Northern Illinois (11/10/07) nearly a year to the day. Made a career-best 4-of-4 free throws.

## 2007-08 SEASON (FRESHMAN)

- Combo guard who has played in all 36 games as a reserve.
- Averaging 1.2 points and 1.2 assists playing 11.1 minutes per game. Has made 13 3-pointers with one in four games in a row from Nov. 14-Dec. 1.
- Saw first significant college playing time with 27 minutes vs. Northern Illinois when Lowe did not play due to injury. Had six assists and scored seven points making two 3-pointers.

## 2009-10 GAME-BY-GAME STATISTICS (JUNIOR)

Date	Opponent	G	GS	Min	FG-A	Pct	3FG-A	Pct	FT-A	Pct	O-D	Reb	PF	Ass	Stl	Blk	Stl	Pts	
11/13	at UCF	1	0	17	1-3	.333	1-3	.333	0-0	.000	0-2	2	3	1	0	0	0	0	3
11/18	CORNELL	1	0	16	0-2	.000	0-2	.000	0-0	.000	0-0	0	0	0	2	0	0	0	0
11/21	ARK.-FORT SMITH	1	0	18	1-3	.333	1-3	.333	0-0	.000	0-2	2	1	4	0	0	0	0	3
11/24	ST. FRANCIS (N.Y.)	1	0	13	0-0	.000	0-0	.000	0-0	.000	0-1	1	2	1	0	0	0	0	0
11/27	vs. Rutgers	1	0	13	0-1	.000	0-0	.000	0-0	.000	0-0	2	3	1	0	0	0	0	0
11/28	vs. #2 Michigan St.	1	0	15	1-3	.333	1-3	.333	0-0	.000	0-0	0	1	3	0	0	0	0	3
12/2	QUINNIACI	1	0	10	0-1	.000	0-1	.000	0-0	.000	0-0	0	0	1	1	0	0	0	0
12/5	at Holy Cross	1	0	17	2-3	.667	2-2	1.000	0-0	.000	0-1	1	1	3	0	0	0	0	6
12/7	at Seton Hall	1	0	23	1-3	.333	0-0	.000	0-1	.000	0-2	2	4	3	1	0	0	2	2
12/11	GRAMBLING STATE	1	1	33	4-10	.400	3-7	.429	0-0	.000	1-2	3	1	6	0	0	0	0	11
12/19	MEMPHIS (Bos.)	1	0	31	2-7	.286	2-5	.400	1-2	.500	0-5	5	0	3	4	0	2	7	7
12/23	at Boston College	1	0	24	1-5	.200	0-2	.000	0-0	.000	0-3	3	3	5	0	0	0	2	2
12/30	at Davidson	1	1	30	1-4	.250	0-2	.000	0-0	.000	1-3	4	2	2	1	0	0	2	2
1/6	FORDHAM*	1	1	28	2-7	.286	2-7	.286	0-0	.000	0-0	0	3	2	1	0	1	6	6
1/10	LA SALLE* (Spr.)	1	1	19	1-1	1.000	0-0	.000	0-0	.000	1-1	2	2	1	1	0	0	2	2
1/13	at Richmond	1	1	20	0-3	.000	0-0	.000	0-0	.000	1-0	1	0	3	1	0	0	0	0
1/16	at #19/21 Temple	1	0	12	0-1	.000	0-0	.000	0-0	.000	1-2	3	1	0	1	0	1	0	0
1/20	ST. BONAVENTURE*	1	0	13	0-2	.000	0-2	.000	0-0	.000	0-1	1	1	3	1	0	0	0	0
1/23	at #25 Baylor	1	0	19	1-3	.333	0-2	.000	0-0	.000	1-1	2	1	0	1	0	0	2	2
1/27	at Saint Joseph's*	1	0	17	1-5	.200	1-5	.200	0-1	.000	0-1	1	1	0	1	0	0	3	3
1/30	CHARLOTTE*	1	0	13	0-2	.000	0-0	.000	0-0	.000	0-1	1	0	2	2	1	0	0	0
2/3	XAVIER*	1	0	9	1-3	.333	1-2	.500	0-0	.000	0-1	1	0	0	0	0	1	3	3
2/6	at Rhode Island*	1	0	19	0-0	.000	0-0	.000	0-0	.000	1-1	2	4	3	3	1	0	0	0
2/11	at Duquesne*	1	0	20	0-2	.000	0-2	.000	2-2	1.000	0-6	6	4	3	0	1	0	2	2
2/14	SAINT JOSEPH'S*	1	0	23	0-1	.000	0-1	.000	0-0	.000	1-1	2	0	4	1	0	1	0	0
2/17	at G. Washington*	1	0	27	1-6	.167	1-4	.250	1-2	.500	0-1	1	1	3	0	0	2	4	4
2/21	SAINT LOUIS*	1	0	9	0-0	.000	0-0	.000	0-0	.000	0-0	0	0	2	0	0	0	0	0
2/27	at Dayton*	1	0	16	0-1	.000	0-1	.000	0-0	.000	0-1	1	1	3	0	0	0	0	0
3/3	at La Salle*	1	0	11	0-1	.000	0-0	.000	0-0	.000	0-0	1	0	1	0	0	0	0	0
3/6	RHODE ISLAND*	1	0	22	1-1	1.000	0-0	.000	0-0	.000	0-2	2	1	2	1	0	0	2	2
3/9	at Charlotte (A-10)	1	0	24	1-3	.333	1-3	.333	0-0	.000	0-4	4	1	1	0	0	0	3	4
3/12	vs. Richmond (A-10)	1	0	23	1-5	.200	1-3	.333	1-2	.500	0-2	2	2	1	0	0	2	4	4

## CAREER STATISTICS

Year	GP	GS	Min	Avg	FG	FGA	Pct	3FG	FGA	Pct	FT	FTA	Pct	Off	Def	Tot	Avg	PF	FO	Ast	TO	Blk	Stl	Pts	Avg
2007-08	36	0	400	11.1	14	55	.255	13	50	.260	3	6	.500	3	24	27	0.8	32	0	42	17	0	7	44	1.2
2008-09	29	0	318	11.0	19	58	.328	12	40	.300	13	19	.684	6	19	25	0.9	28	0	34	28	2	7	63	2.2
2009-10	32	5	604	18.9	24	92	.261	17	62	.274	5	10	.500	8	47	55	1.7	43	0	69	26	3	10	70	2.2
<b>TOTAL</b>	<b>97</b>	<b>5</b>	<b>1322</b>	<b>13.6</b>	<b>57</b>	<b>205</b>	<b>.278</b>	<b>42</b>	<b>152</b>	<b>.276</b>	<b>21</b>	<b>35</b>	<b>.600</b>	<b>17</b>	<b>90</b>	<b>107</b>	<b>1.1</b>	<b>103</b>	<b>0</b>	<b>145</b>	<b>71</b>	<b>5</b>	<b>24</b>	<b>177</b>	<b>1.8</b>



## PERSONAL

Full Name: Gary Alan Correia II  
 Pronunciation: CORR-ay-UH  
 Birthday: July 10, 1988 in Atlanta, Ga.  
 Parents: Gary Correia Sr. & Paulette Forbes  
 Siblings: Vincent Forbes & Brandon McCall  
 Major: Sociology

## Career Highs

Category	#	Opponent, Date
Points	12	at Rhode Island, 3/7/09
Field Goals	4	Grambling State, 12/11/09
Field Goals Att.	10	Grambling State, 12/11/09
3-Point FGs	4	at Rhode Island, 3/7/09
3-Point FG Att.	7	Fordham, 1/6/10
	7	Grambling State, 12/11/09
Free Throws	4	at Southern Illinois, 11/12/08
Free Throw Att.	4	at Southern Illinois, 11/12/08
	4	Charlotte, 1/19/08
Rebounds	6	at Duquesne, 2/11/10
Assists	6	Grambling State, 12/11/09
	6	vs. Northern Illinois, 11/10/07
Blocks	1	Hofstra, 12/20/08
Steals	2	5 X, last vs. Richmond, 3/12/10
Minutes	33	Grambling State, 12/11/09

*Bold denotes career high tied or set in the 09-10 season.*

## Miscellaneous Statistics

Category	09-10 Car.	Last Time...
Double-Figure Scoring	1	2 Grambling, 12/11/09
20-plus points	0	0
10-plus assists	0	0
5-plus assists	2	3 at BC, 12/23/09
5-plus rebounds	2	2 at Duquesne, 2/11/10

## 2008-09 GAME-BY-GAME STATISTICS (SOPHOMORE)

Date	Opponent	G	GS	Min	FG-A	Pct	3FG-A	Pct	FT-A	Pct	O-D	Reb	PF	Ass	Stl	Blk	Stl	Pts	
11/11	vs. Ark.-Monticello	1	0	10	0-1	.000	0-1	.000	0-0	.000	1-0	1	1	1	1	0	0	0	0
11/12	at Southern Illinois	1	0	10	1-1	1.000	0-0	.000	4-4	1.000	1-0	1	2	0	1	0	0	0	6
11/17	at #13/12 Memphis	1	0	17	1-3	.333	0-2	.000	2-2	1.000	1-3	4	3	1	1	0	0	4	4
11/24	JACKSONVILLE ST.	1	0	15	1-4	.250	0-2	.000	0-0	.000	1-2	3	2	4	1	0	0	1	2
11/29	at Green Bay	1	0	17	2-5	.400	0-1	.000	2-3	.667	0-2	2	2	0	2	4	0	2	6
12/3	at Toledo	1	0	9	1-2	.500	1-2	.500	0-0	.000	1-0	1	1	0	1	0	0	3	3
12/6	BOSTON COLLEGE	1	0	7	0-4	.000	0-2	.000	0-0	.000	0-1	1	0	3	1	0	0	0	0
12/10	HOLY CROSS	1	0	4	0-0	.000	0-0	.000	0-0	.000	0-0	0	0	0	1	2	0	0	0
12/13	at #25/23 Kansas	1	0	9	0-1	.000	0-1	.000	0-0	.000	0-2	2	1	1	0	0	0	0	0
12/20	HOFSTRA	1	0	17	2-4	.500	2-3	.667	1-3	.333	1-0	1	1	3	3	1	0	7	7
12/27	IUPUI	1	0	9	0-0	.000	0-0	.000	0-0	.000	0-1	1	0	1	0	0	0	0	0
12/30	at Houston	1	0	13	1-4	.250	0-2	.000	0-0	.000	0-1	1	0	1	2	0	0	2	2
1/3	VANDERBILT	1	0	8	0-2	.000	0-2	.000	0-0	.000	0-0	0	0	2	2	0	0	0	0
1/10	DAYTON* (Spr.)	1	0	5	0-0	.000	0-0	.000	0-0	.000	0-0	0	0	1	2	0	0	0	0
1/14	at Saint Louis*	1	0	4	0-0	.000	0-0	.000	0-0	.000	0-0	0	0	0	0	0	0	0	0
1/17	TEMPLE*	1	0	6	1-1	1.000	1-1	1.000	0-0	.000	0-2	2	1	2	0	0	0	3	3
1/21	at Charlotte*	1	0	12	0-1	.000	0-1	.000	0-0	.000	0-0	0	3	0	1	1	0	0	0
1/24	LA SALLE*	1	0	3	0-0	.000	0-0	.000	0-0	.000	0-0	0	0	0	0	0	0	0	0
1/31	at Xavier*	1	0	8	0-1	.000	0-1	.000	0-0	.000	0-0	0	2	0	0	0	0	1	0
2/4	RICHMOND*	1	0	12	0-1	.000	0-1	.000	2-2	1.000	0-1	1	2	0	0	0	0	2	2
2/8	SAINT JOSEPH'S*	1	0	10	1-2	.500	0-1	.000	0-0	.000	0-0	0	0	0	0	0	0	2	2
2/11	at Fordham*	1	0	25	1-4	.250	1-3	.333	0-0	.000	0-1	1	0	3	1	0	0	3	3
2/14	at St. Bonaventure*	1	0	8	0-1	.000	0-0	.000	0-2	.000	0-0	0	1						

# 12 Anthony GURLEY

Guard • R-Junior • 6-3 • 185

Boston, Mass. • Newton North H.S. • Wake Forest

## 2009-10 SEASON (JUNIOR)

- Played all 32 games, starting 13, came off bench in last 14 games. Was a leader and an energizer.
- 16th in A-10 in ppg (13.6). 11th in free throw percentage with 75.7.
- Double-figures in first nine games this year and 24 of last 33 games. Scored at least 13 in 21 of those games.
- Tied career-high with 24 points in A-10 Quarterfinal vs. Richmond (3/12). Averaging 22.3 in four career games at Boardwalk Hall in Atlantic City including career-high 24 on two occasions.
- Returned to double-figures with 10 points at Dayton (2/27). 22nd game this season with 10 or more points.
- Over four games (Feb. 6-17), shot 50 percent (14-of-28) from 3-point range, averaging 16.5 points in that span.
- Scored 16 points, 14 in the second half at George Washington (2/17). Made four 3-pointers.
- Tallied 15 points for the third game in a row in win over Saint Joseph's (2/14). Also grabbed nine rebounds.
- Racked up 20 points, making four 3-pointers in dramatic comeback win at Duquesne (2/11).
- Scored all 15 of his points in the final 3:14, making 4-of-5 3-pointers in span of three minutes at Rhode Island (2/6).
- Netted 11 points off the bench vs. Charlotte (1/30).
- After eight first-half points, finished with 10 points and five rebounds in win at Saint Joseph's (1/27).
- Scored 16 points vs. St. Bonaventure (1/20). Tallied 20 points on 8-of-13 field goals at #19 Temple (1/16).
- Netted 15 points and grabbed five rebounds vs. Fordham (1/6) in A-10 opener.
- Tallied 17 points and seven rebounds at Davidson (12/30).
- First-career double-double with 23 points and career-high 10 rebounds at Boston College (12/23). Made 9-10 FTs.
- In homecoming game at TD Garden in Boston, netted 14 points and grabbed six rebounds in win vs. Memphis (12/19).
- First game this season with less than 10 points, netting nine vs. Grambling State (12/11).
- Tied with Ricky Harris for team-best scoring total with 15 at Seton Hall (12/7).
- Netted 18 points (7-of-12 shooting) along with five rebounds and three assists in win at Holy Cross (12/5).
- Tallied 15 points and team-best six rebounds in win vs. Quinnipiac (12/2).
- Named to Legends Classic All-Tournament Team after averaging 21.5 points in two games in Atlantic City.
- Tied career-high and set UMass high with 24 points vs. #2 Michigan State (11/28) in first start of the season.
- Netted 19 points including 9-of-11 from foul line, along with six rebounds vs. Rutgers (11/27).
- Double-figures for the fifth game in a row overall with 18 points, along with five rebounds vs. St. Francis (11/24).
- Netted 21 vs. Arkansas-Fort Smith (11/21), made 8-of-12 from the field, also handed out career-high five assists.
- Scored 13 points against Cornell (11/18) in Legends Classic.
- At UCF (11/13), scored 14 points off the bench.

## 2008-09 SEASON (REDSHIRT SOPHOMORE)

- Returned to court with homestate team after redshirt year as a transfer from Wake Forest.
- Scored 11.2 points and 3.1 rebounds in starting 23 of 30 games after a year layoff. Came off bench last seven games.
- Scored in double-figures in 17 games this season including three games in a row (16.7 PPG) from Feb. 25-Mar. 4 and 14.8 points in final five games of the season.
- UMass and season-best 22 points on career-high 10 made field goals on 18 attempts vs. Duquesne (3/11) in A-10.
- UMass season-high 20 points off the bench including career-high tying six made free throws at La Salle (3/1).
- 18 points off the bench in 22 minutes, making three 3-pointers on career-high 10 attempts vs. Duquesne (2/25).
- Second-best scoring day at UMass with 18 vs. Saint Joseph's (2/8). Attempted career-high 15 shots and nine 3-pointers.
- Netted 16 points, 14 in second half including four 3-pointers with five rebounds in win over Dayton (1/10).
- Team-high 17 points on 7-of-14 from the floor at Houston (12/30). Grabbed career-high seven rebounds.
- UMass career-high 19 points on career-best five 3-pointers vs. Hofstra (12/20).
- Tallied 17 points against hometown Boston College (12/6) team in career-high 37 minutes with three rebounds.

## 2006-07 SEASON (FRESHMAN AT WAKE FOREST)

Played in all 31 games and started once (vs. NC State on Jan. 13)... led the Deacons in scoring four times, which ranked second on the team... 24 points at Georgia Tech Feb. 21... 8-of-11 field goals, 4-of-5 3-pointers and 4-of-5 FTs.

## 2009-10 GAME-BY-GAME STATISTICS (JUNIOR)

Date	Opponent	G-GS	Min	FG-A	Pct	3FG-A	Pct	FT-A	Pct	O-D	Reb	PF	Ast	TO	Blk	Stl	Pts
11/13	at UCF	1-0	23	5-13	.385	1-4	.250	3-4	.750	0-3	3	3	0	1	0	1	14
11/18	CORNELL	1-0	21	4-7	.571	0-0	.000	5-7	.714	1-1	2	2	1	3	0	1	13
11/21	ARK.-FORT SMITH	1-0	24	8-12	.750	1-2	.500	4-5	.800	0-3	3	2	5	1	0	0	21
11/24	ST. FRANCIS (N.Y.)	1-0	27	5-9	.556	1-1	1.000	7-8	.875	1-4	5	2	2	1	0	0	18
11/27	vs. Rutgers	1-0	27	5-11	.455	0-3	.000	9-11	.818	4-2	6	1	2	2	0	1	19
11/28	vs. #2 Michigan St.	1-1	22	8-14	.571	1-2	.500	7-8	.875	2-2	4	1	2	2	0	0	24
12/2	QUINNIPAC	1-1	36	4-9	.444	2-4	.500	5-6	.833	1-5	6	2	1	5	0	0	15
12/5	at Holy Cross	1-1	26	7-12	.583	2-3	.667	2-2	1.000	0-5	5	0	3	1	0	0	18
12/7	at Seton Hall	1-1	24	5-14	.357	2-4	.500	3-4	.750	2-2	4	0	0	5	1	0	15
12/11	GRAMBLING STATE	1-1	31	4-14	.286	1-5	.200	0-0	.000	1-3	4	1	2	3	0	0	9
12/19	MEMPHIS (Bos.)	1-1	29	5-8	.625	0-0	.000	4-5	.800	1-5	6	2	1	4	0	1	14
12/23	at Boston College	1-1	35	6-20	.300	2-6	.333	9-10	.900	4-6	10	1	1	2	0	0	23
12/30	at Davidson	1-1	26	7-16	.438	0-1	.000	3-3	1.000	2-5	7	3	0	3	0	0	17
1/6	FORDHAM*	1-1	31	4-10	.400	0-2	.000	7-9	.778	1-4	5	0	0	2	0	2	15
1/10	LA SALLE* (Spr.)	1-1	32	3-13	.231	0-4	.000	1-3	.333	0-3	3	0	2	3	1	2	7
1/13	at Richmond*	1-1	17	0-4	.000	0-1	.000	0-0	.000	2-3	5	0	0	0	0	0	0
1/16	at #19/21 Temple	1-1	27	8-13	.615	2-4	.500	2-4	.500	0-3	3	3	0	3	0	0	20
1/20	ST. BONAVENTURE*	1-1	31	5-13	.385	0-4	.000	6-8	.750	1-4	5	1	1	0	0	0	16
1/23	at #25 Baylor	1-0	18	3-12	.250	1-6	.167	2-2	1.000	0-3	3	0	0	1	0	0	9
1/27	at Saint Joseph's*	1-0	25	3-11	.273	0-1	.000	4-6	.667	3-2	5	0	0	3	0	3	10
1/30	CHARLOTTE*	1-0	21	4-11	.364	0-0	.000	3-6	.500	0-2	2	2	0	3	0	1	11
2/3	XAVIER*	1-0	30	2-9	.222	1-6	.143	1-2	.500	1-2	3	1	0	0	0	1	6
2/6	at Rhode Island*	1-0	15	5-9	.556	4-5	.800	1-2	.500	2-3	5	3	0	4	0	1	15
2/11	at Duquesne*	1-0	32	5-17	.294	4-9	.444	6-8	.750	1-3	4	3	1	2	0	0	20
2/14	SAINT JOSEPH'S*	1-0	26	4-12	.333	2-5	.400	5-8	.625	1-8	9	1	3	4	0	0	15
2/17	at G. Washington*	1-0	26	6-16	.375	4-9	.444	0-0	.000	0-3	3	3	0	1	0	0	16
2/21	SAINT LOUIS*	1-0	25	2-8	.250	1-2	.500	0-0	.000	0-2	2	1	1	3	0	0	5
2/27	at Dayton*	1-0	23	3-9	.333	0-4	.000	4-4	1.000	0-2	2	0	1	2	0	0	10
3/3	at La Salle*	1-0	20	2-10	.200	2-8	.250	2-2	1.000	0-2	2	3	2	2	0	0	8
3/6	RHODE ISLAND*	1-0	10	1-6	.167	0-2	.000	0-0	.000	0-0	0	0	0	0	0	0	2
3/9	at Charlotte (A-10)	1-0	14	2-11	.182	1-7	.143	0-0	.000	0-1	1	1	0	0	0	0	5
3/12	vs. Richmond (A-10)	1-0	23	8-11	.727	4-5	.800	4-7	.571	1-6	7	2	1	2	0	0	24

## CAREER STATISTICS

Year	GP	GS	Min	Avg	FG	FGA	Pct	3FG	FGA	Pct	FT	FTA	Pct	Off	Def	Tot	Avg	PF	FO	Ast	TO	Blk	Stl	Pts	Avg
2006-07WF	31	1	449	14.5	69	175	.394	32	101	.317	29	47	.617	12	37	49	1.6	34	1	15	38	0	16	199	6.4
2008-09	30	23	854	28.5	119	303	.393	56	158	.354	43	60	.717	16	77	93	3.1	45	1	24	53	3	16	337	11.2
2009-10	32	13	797	24.9	143	364	.393	39	124	.315	109	144	.757	32	102	134	4.2	44	0	33	70	2	14	434	13.6
<b>TOTAL</b>	<b>93</b>	<b>37</b>	<b>2100</b>	<b>22.6</b>	<b>331</b>	<b>842</b>	<b>.393</b>	<b>127</b>	<b>383</b>	<b>.332</b>	<b>181</b>	<b>251</b>	<b>.721</b>	<b>60</b>	<b>216</b>	<b>276</b>	<b>3.0</b>	<b>123</b>	<b>2</b>	<b>72</b>	<b>161</b>	<b>5</b>	<b>46</b>	<b>970</b>	<b>10.4</b>
<b>UMASS TOTAL</b>	<b>62</b>	<b>36</b>	<b>1651</b>	<b>26.6</b>	<b>262</b>	<b>667</b>	<b>.393</b>	<b>95</b>	<b>282</b>	<b>.337</b>	<b>152</b>	<b>204</b>	<b>.745</b>	<b>48</b>	<b>179</b>	<b>227</b>	<b>3.7</b>	<b>89</b>	<b>1</b>	<b>57</b>	<b>123</b>	<b>5</b>	<b>30</b>	<b>771</b>	<b>12.4</b>



## PERSONAL

Full Name: Anthony Isaiah Gurley  
 Birthday: January 21, 1988 in Boston  
 Parents: Andrea and Anthony Gurley  
 Major: Sociology

## Gurley's Career Highs

Category	#	Opponent, Date
Points	24	vs. Richmond, 3/12/10
	24	vs. Michigan State, 11/28/09
	24	at Georgia Tech, 2/21/07
Field Goals	10	vs. Duquesne, 3/11/09
Field Goals Att.	20	at Boston College, 12/23/09
3-Point FG	5	Hofstra, 12/20/08
3-Point FG Att.	10	Duquesne, 2/25/09
Free Throws	9	at Boston College, 12/23/09
	9	vs. Rutgers, 11/27/09
Free Throw Att.	11	vs. Rutgers, 11/27/09
Rebounds	10	at Boston College, 12/23/09
Assists	5	Arkansas-Fort Smith, 11/21/09
Blocks	1	5X, last vs. La Salle, 1/10/10
Steals	3	at Saint Joseph's, 1/27/10
	3	Hofstra, 12/20/08
Minutes	37	Boston College, 12/6/08

Bold denotes career high tied or set in the 09-10 season.

## Miscellaneous Statistics


Category	09-10 Car.	Last Time...
Double-Figure Scoring	23	49 vs. Richmond, 3/12/10
20-plus points	7	10 vs. Richmond, 3/12/10
5-plus rebounds	14	20 vs. Richmond, 3/12/10
5-plus assists	1	1 Fordham, 1/6/10
Double-Double	1	1 at BC, 12/23/09

Profiles

# 22 Sampson CARTER

Forward • Freshman • 6-8 • 200

Baton Rouge, La./Ridgeway H.S. (Tenn.)/Winchendon School (Mass.)



**PERSONAL**  
 Full Name: Sampson Devante Carter  
 Birthday: Sept. 11, 1990  
 Parent: Alice Carter  
 Siblings: Shyrone Chatman (Dir. of Player Personnel), Natasha and Marcus Chatman  
 Major: Sociology

**KELLOGG ON CARTER:**

"Sampson is a young man I have known for a long time. I actually had him in summer camp at Memphis way back when he was 10 years old. I have watched him grow from a young kid to a great young man. His maturation process is something that I have watched closely. He brings tremendous versatility to the program. He is a very long and athletic 6-8 player who can play multiple positions. He hasn't totally filled out to become a complete player yet, but he has all the attributes that we are looking for here at UMass. As much as anything, I love him as a person and I think he is going to be a great addition to our program. He can be a player that by his sophomore or junior year we will really be able to rely on him to be a high-level player. He is very long and athletic, but can really handle the ball. He shoots the ball fairly well. He just needs to work on being physically ready to play at the college level and that's why he is going to prep school for an extra year at Winchendon. Sampson wants to be able to come to UMass and make an impact as a freshman. He will have the opportunity and I'm excited to coach him because he has the type of length and size and athleticism that fits in very well for the dribble-drive offense."

**2009-10 SEASON (FRESHMAN)**

- Played all 32 games during season, starting seven (the first five, the game at Baylor and Saint Louis).
- In 15.4 minutes per game averaging 4.3 points and 3.4 rebounds.
- Shooting 76.9 percent from the foul line (40-of-52), first on the team.
- Double-figures in four games this season (St. Francis, Quinnipiac, Grambling State, at Dayton).
- Had at least six rebounds for the fourth game in a row, grabbing seven boards.
- Career-highs with 7-of-8 free throws as part of nine points at La Salle (3/3). Also grabbed seven rebounds.
- Top scoring game in two months with 10 points at Dayton (2/27). Also grabbed six rebounds for second game in a row.
- Started for first time since Baylor, vs. Saint Louis (2/21), played career-high 24 minutes, had four points and six rebounds.
- Best game in a month with seven points and a career-high three steals at Duquesne (2/11).
- Strong game off the bench with eight points and seven rebounds in 17 minutes vs. Fordham (1/6) in A-10 opener.
- Near double-double vs. Grambling State (12/11) with 11 points and nine rebounds.
- Made career-high five free throws as part of seven points at Seton Hall (12/7).
- Contributed five points and four rebounds off bench in 17 minutes at Holy Cross (12/5).
- Second career game in double-figures with 11 points, along with three rebounds in win over Quinnipiac (12/2).
- Four points and four rebounds vs. Rutgers (11/27) in 20 minutes.
- First college game in double-figures with 13 points along with five rebounds vs. St. Francis (11/24).
- Five points and seven rebounds in 17 minutes vs. Arkansas-Fort Smith (11/21), making first field goal.
- Started first college game in debut at UCF (11/13) and scored three points in 16 minutes.

**BEFORE UMASS**

- He played at Ridgeway High School for Coach Wes Henning. He led the Roadrunners to their fourth state title with a 34-3 record. Carter was named the MVP of the Tennessee State Tournament...Named the Memphis Interscholastic Player of the Year as he averaged 17.0 points, 7.0 rebounds and 2.0 blocks while shooting 59 percent from the floor including 39 from 3-point range...Named Freshman of the Year... Named Most improved sophomore year...Honors during senior year includes: state MVP, player of the year, all district, and all state...All Named the Memphis Commercial Appeal Class AAA First team... Played his AAU basketball for the M33 Magic for Ernie Kuyper... He Played for UMass alum Mike Byrnes at Winchendon Prep School.

**Career Highs**

Category	#	Opponent, Date
Points	13	St. Francis (N.Y.), 11/24/09
Field Goals	4	Grambling State, 12/11/09
	4	St. Francis (N.Y.), 11/24/09
	4	Quinnipiac, 12/2/09
Field Goals Att.	9	Quinnipiac, 12/2/09
3-Point FGs	1	9X, last at Duquesne, 2/11/10
3-Point FG Att.	5	Quinnipiac, 12/2/09
Free Throws	7	at La Salle, 3/3/10
Free Throw Att.	8	at La Salle, 3/3/10
Rebounds	9	Grambling State, 12/11/09
Assists	3	Xavier, 2/3/10
Blocks	2	Saint Louis, 2/21/10
	2	at Saint Joseph's, 1/27/10
	2	vs. Michigan State, 11/28/09
	2	Quinnipiac, 12/2/09
Steals	3	at Dayton, 2/27/10
	3	at Duquesne, 2/11/10
Minutes	25	at La Salle, 3/3/10
	25	at Dayton, 2/27/10

*Bold denotes career high tied or set in the 09-10 season.*

**Miscellaneous Statistics**

Category	09-10 Car.	Last Time...
Double-Figure Scoring	4	4 at Dayton, 2/27/10
20-plus points	0	0
10-plus rebounds	0	0
5-plus rebounds	10	10 Rhode Island, 3/6/10
Double-Double	0	0



**2009-10 GAME-BY-GAME STATISTICS**

Date	Opponent	G-GS	Min	FG-A	Pct	3FG-A	Pct	FT-A	Pct	O-D	Reb	PF	Ast	TO	Blk	Stl	Pts
11/13	at UCF	1-1	16	0-2	.000	0-1	.000	3-4	.750	0-2	2	1	1	1	0	0	3
11/18	CORNELL	1-1	17	0-4	.000	0-1	.000	0-0	.000	2-3	5	2	0	2	0	0	0
11/21	ARK.-FORT SMITH	1-1	17	2-4	.500	0-0	.000	1-1	1.000	2-5	7	3	1	2	0	0	5
11/24	ST. FRANCIS (N.Y.)	1-1	21	4-6	.667	1-2	.500	4-4	1.000	0-5	5	3	1	1	1	0	13
11/27	vs. Rutgers	1-1	20	2-6	.333	0-2	.000	0-2	.000	0-4	4	1	0	1	0	0	4
11/28	vs. #2 Michigan State	1-0	14	0-4	.000	0-2	.000	2-2	1.000	1-0	1	0	0	0	2	0	2
12/2	QUINNIPIAC	1-0	16	4-9	.444	1-5	.200	2-2	1.000	0-3	3	3	2	2	2	0	11
12/5	at Holy Cross	1-0	17	2-6	.333	1-3	.333	0-0	.000	0-4	4	0	1	0	1	0	5
12/7	at Seton Hall	1-0	15	1-4	.250	0-0	.000	5-6	.833	1-1	2	2	0	1	0	1	7
12/11	GRAMBLING STATE	1-0	16	4-7	.571	0-1	.000	3-4	.750	3-6	9	2	0	1	1	0	11
12/19	MEMPHIS	1-0	10	1-1	1.000	1-1	1.000	0-0	.000	1-0	1	0	0	2	0	1	3
12/23	at Boston College	1-0	15	2-5	.400	0-3	.000	0-0	.000	0-1	1	0	0	0	0	0	4
12/30	at Davidson	1-0	16	1-3	.333	0-1	.000	0-0	.000	1-4	5	2	0	1	0	0	2
1/6	FORDHAM*	1-0	17	3-8	.375	0-3	.000	2-2	1.000	1-6	7	3	0	0	1	1	8
1/10	LA SALLE*	1-0	13	0-3	.000	0-0	.000	1-2	.500	0-1	1	0	2	1	1	2	1
1/13	at Richmond*	1-0	16	2-5	.400	1-1	1.000	2-2	1.000	2-3	5	2	1	1	0	0	7
1/16	at #19/21 Temple*	1-0	8	1-2	.500	0-0	.000	0-1	.000	1-0	1	0	0	0	0	0	2
1/20	ST. BONAVENTURE*	1-0	15	0-3	.000	0-2	.000	0-0	.000	0-3	3	2	1	0	1	0	0
1/23	at #25 Baylor	1-1	16	1-7	.143	1-4	.250	0-0	.000	1-0	1	2	0	2	0	0	3
1/27	at Saint Joseph's*	1-0	13	2-2	1.000	1-1	1.000	0-0	.000	0-1	1	0	2	1	0	0	5
1/30	CHARLOTTE*	1-0	14	1-4	.250	1-3	.333	1-2	.500	1-4	5	0	0	1	0	0	4
2/3	XAVIER*	1-0	20	2-6	.333	0-3	.000	1-1	1.000	1-0	1	0	3	1	0	0	5
2/6	at Rhode Island*	1-0	12	1-1	1.000	0-0	.000	0-1	.000	0-0	0	1	0	1	1	0	2
2/11	at Duquesne*	1-0	13	3-4	.750	1-1	1.000	0-0	.000	1-3	4	1	0	3	0	3	7
2/14	SAINT JOSEPH'S*	1-0	3	0-3	.000	0-1	.000	0-0	.000	0-0	0	1	0	0	0	1	0
2/17	at G. Washington*	1-0	9	0-1	.000	0-0	.000	0-0	.000	0-1	1	2	0	1	1	0	0
2/21	SAINT LOUIS*	1-1	24	2-3	.667	0-0	.000	0-0	.000	3-3	6	3	0	0	2	0	4
2/27	at Dayton*	1-0	25	3-6	.500	0-0	.000	4-6	.667	3-3	6	2	0	0	0	3	10
3/3	at La Salle*	1-0	25	1-4	.250	0-1	.000	7-8	.875	4-3	7	3	1	1	0	2	9
3/6	RHODE ISLAND*	1-0	17	0-1	.000	0-0	.000	2-2	1.000	1-6	7	4	0	1	1	1	2
3/9	at Charlotte (A-10)	1-0	8	0-0	.000	0-0	.000	0-0	.000	0-2	2	2	0	2	0	1	0
3/12	vs. Richmond (A-10)	1-0	14	0-0	.000	0-0	.000	0-0	.000	0-1	1	1	0	0	0	0	0

**CAREER STATISTICS**

Year	GP	GS	Min	Avg	FG	FGA	Pct	3FG	FGA	Pct	FT	FTA	Pct	Off	Def	Tot	Avg	PF	FO	Ast	TO	Blk	Stl	Pts	Avg
2009-10	32	7	492	15.4	45	124	.363	9	42	.214	40	52	.769	30	79	109	3.4	50	0	14	29	14	14	139	4.3

# 23 Sean CARTER

**Forward/Center • R-Sophomore • 6-9 • 225**  
**Fayetteville, N.C./Laurinburg Institute/Oregon State**

## 2009-10 SEASON (R-SOPHOMORE)

- Started all 32 games at center, playing 24.4 minutes per game with 5.1 points, and team-best 7.1 rebounds.
- 12th in A-10 in rebounding (7.1). Fifth in A-10 in offensive rebounds with 3.4 per game.
- Led UMass in blocked shots per game with 1.3 per game.
- Had exactly seven points and seven rebounds in each of three games at La Salle (3/3), vs. URI (3/6) and at Charlotte (3/9).
- Grabbed seven rebounds and scored seven points with two dunks at La Salle (3/3).
- Back-to-back double-figure rebound games with 11 vs. Saint Joseph's (2/14).
- Career-night at Duquesne (2/11) with career-high 19 rebounds (11 offensive) along with 11 points. All five field goals came on slam dunks including exclamation with seconds left in overtime to seal win.
- Third games this season in double-figure scoring with 11 points at Rhode Island (2/6), also had eight rebounds.
- Third-career game in double-figure rebounds with 10 vs. Charlotte (1/30), along with six points and four blocks.
- Best game in a month with six points, nine rebounds and career-high three assists at Saint Joseph's (1/27).
- Grabbed 10 rebounds for second time in career, in state homecoming at Davidson (12/30), also added four points.
- Career-high 16 points along with nine rebounds at Boston College (12/23), making career-best 6-of-9 field goals.
- Scored eight points and grabbed eight rebounds in win over Memphis (12/19).
- Scored six points, grabbed seven rebounds and blocked four shots vs. Grambling State (12/11).
- After getting stitches under his eye, had five rebounds and two points vs. Quinnipiac (12/2).
- Grabbed eight rebounds vs. #2 Michigan State (11/28), but did not score in Legends Classic.
- Career-high 10 rebounds (seven offensive) along with five points vs. Rutgers (11/27) in Legends Classic.
- Scored eight points and had three rebounds in career-high 29 minutes vs. St. Francis (11/24).
- First UMass game in double-figures with 13 points, also grabbed eight rebounds vs. Arkansas-Fort Smith (11/21).
- Grabbed six rebounds in 22 minutes and scored three points vs. Cornell (11/18) in Legends Classic.
- UMass debut at UCF (11/13), scoring Minutemen's first points of year. Finished with four points and five rebounds.

## 2008-09 SEASON (SOPHOMORE)

- Sat out season as a transfer from Oregon State. Practiced with team all season.

## 2007-08 SEASON (FRESHMAN AT OREGON STATE):

- Played in 29 games with Oregon State this past season, starting nine for the Beavers. He averaged 3.3 points and 2.8 rebounds while swatting 15 shots in 15.4 minutes of action per night. He had his best games of the season early on. He tallied a career-best 15 points and added five rebounds in a win over Portland on Nov. 25. He also had 10 points and five rebounds vs. Idaho State (11/23). Career-best nine rebounds vs. Washington State on (2/14).

## BEFORE COLLEGE

- Prepped at Laurinburg Institute in North Carolina in 2006-07. Spent his senior year at Laurinburg and averaged 12 points and six rebounds per game for the prep powerhouse. Attended the 71st High School in Fayetteville, N.C., for his first three years of high school and played two years on varsity, starting as a junior.



## PERSONAL

Full Name: Sean Roosevelt Carter.  
 Birthday: June 8, 1988 in Fayetteville, N.C.  
 Parent: Larry Carter & Renee Pauch  
 Siblings: Larry Sabrina.  
 Major: Sociology

## Career Highs

Category	#	Opponent, Date
Points	16	at Boston College, 12/23/09
Field Goals	6	at Boston College, 12/23/09
Field Goals Att.	9	at Boston College, 12/23/09
3-Point FGs	0	
3-Point FG Att.	0	
Free Throws	5	vs. Rutgers, 11/27/09
Free Throw Att.	7	vs. Rutgers, 11/27/09
Rebounds	19	at Duquesne, 2/11/10
Offensive Reb.	10	at Duquesne, 2/11/10
Assists	3	vs. Richmond, 3/12/10
	3	at Saint Joseph's, 1/27/10
Blocks	4	Charlotte, 1/30/10
	4	Grambling State, 12/11/09
Steals	3	La Salle, 1/10/10
Minutes	38	at Duquesne, 2/11/10

*Bold denotes career high tied or set in the 09-10 season.*

## Miscellaneous Statistics

Category	09-10 Car.	Last Time...
Double-Figure Scoring	4	6 at Duquesne, 2/11/10
20-plus points	0	0
10-plus rebounds	5	5 Saint Joseph's, 2/14/10
5-plus rebounds	25	27 vs. Richmond, 3/12/10
5-plus blocks	0	0
Double-Double	1	1 at Duquesne, 2/11/10

## 2009-10 GAME-BY-GAME STATISTICS

Date	Opponent	G-GS	Min	FG-A	Pct	3FG-A	Pct	FT-A	Pct	O-D	Reb	PF	Ast	TO	Blk	Stl	Pts
11/13	at UCF	1-1	26	2-3	.667	0-0	.000	0-0	.000	3-2	5	2	0	3	1	1	4
11/18	CORNELL	1-1	22	1-3	.333	0-0	.000	1-4	.250	3-3	6	5	0	2	0	0	3
11/21	ARK.-FORT SMITH	1-1	26	5-7	.714	0-0	.000	3-6	.500	4-4	8	2	1	4	2	2	13
11/24	ST. FRANCIS (N.Y.)	1-1	29	4-8	.500	0-0	.000	0-4	.000	2-1	3	1	1	3	2	1	8
11/27	vs. Rutgers	1-1	26	0-1	.000	0-0	.000	5-7	.714	7-3	10	4	1	2	2	0	5
11/28	vs. #2 Michigan State	1-1	18	0-1	.000	0-0	.000	0-0	.000	2-6	8	3	1	1	0	1	0
12/2	QUINNIPAC	1-1	26	1-3	.333	0-0	.000	0-1	.000	3-2	5	3	0	1	1	1	2
12/5	at Holy Cross	1-1	14	2-5	.400	0-0	.000	1-1	1.000	0-3	3	4	0	2	0	1	5
12/7	at Seton Hall	1-1	15	0-4	.000	0-0	.000	0-0	.000	4-2	6	2	2	0	1	0	0
12/11	GRAMBLING STATE	1-1	21	3-8	.375	0-0	.000	0-0	.000	1-6	7	3	1	0	4	0	6
12/19	MEMPHIS	1-1	25	4-5	.800	0-0	.000	0-1	.000	4-4	8	4	1	3	2	1	8
12/23	at Boston College	1-1	29	6-9	.667	0-0	.000	4-6	.667	7-2	9	2	0	1	3	0	16
12/30	at Davidson	1-1	26	2-5	.400	0-0	.000	0-1	.000	4-6	10	1	1	0	1	0	4
1/6	FORDHAM*	1-1	23	3-6	.500	0-0	.000	1-2	.500	1-3	4	0	0	0	1	0	7
1/10	LA SALLE*	1-1	23	2-5	.400	0-0	.000	0-1	.000	4-3	7	4	0	1	1	3	4
1/13	at Richmond*	1-1	31	2-2	1.000	0-0	.000	0-0	.000	2-5	7	4	1	1	2	0	4
1/16	at #19/21 Temple*	1-1	26	0-3	.000	0-0	.000	2-4	.500	3-1	4	3	0	1	0	2	2
1/20	ST. BONAVENTURE*	1-1	18	0-1	.000	0-0	.000	0-0	.000	3-0	3	4	1	1	1	0	0
1/23	at #25 Baylor	1-1	11	1-1	1.000	0-0	.000	0-0	.000	1-2	3	4	0	1	0	0	2
1/27	at Saint Joseph's*	1-1	22	3-4	.750	0-0	.000	0-0	.000	5-4	9	4	3	0	2	0	6
1/30	CHARLOTTE*	1-1	25	3-6	.500	0-0	.000	0-0	.000	5-5	10	4	1	1	4	0	6
2/3	XAVIER*	1-1	25	0-0	.000	0-0	.000	2-4	.500	1-4	5	5	1	1	3	1	2
2/6	at Rhode Island*	1-1	29	5-7	.714	0-0	.000	1-3	.333	3-5	8	4	2	2	2	0	11
2/11	at Duquesne*	1-1	38	5-8	.635	0-0	.000	1-2	.500	11-8	19	1	1	4	2	0	11
2/14	SAINT JOSEPH'S*	1-1	28	1-4	.250	0-0	.000	2-2	1.000	7-4	11	3	2	1	1	0	4
2/17	at G. Washington*	1-1	19	1-2	.500	0-0	.000	3-6	.500	2-4	6	4	2	1	1	0	5
2/21	SAINT LOUIS*	1-1	26	0-2	.000	0-0	.000	0-0	.000	2-4	6	3	1	0	0	1	0
2/27	at Dayton*	1-1	20	0-5	.000	0-0	.000	0-2	.000	3-3	6	3	0	0	1	0	0
3/3	at La Salle*	1-1	31	3-3	1.000	0-0	.000	1-4	.250	3-4	7	3	1	1	1	1	7
3/6	RHODE ISLAND*	1-1	32	2-5	.400	0-0	.000	3-5	.600	1-6	7	2	1	1	0	1	7
3/9	at Charlotte (A-10)	1-1	26	2-2	1.000	0-0	.000	3-4	.750	4-3	7	2	0	0	0	1	7
3/12	vs. Richmond (A-10)	1-1	25	1-1	1.000	0-0	.000	1-2	.500	3-6	9	5	3	1	1	1	3

## CAREER STATISTICS

Year	GP	GS	Min	Avg	FG	FGA	Pct	3FG	FGA	Pct	FT	FTA	Pct	Off	Def	Tot	Avg	PF	FO	Ast	TO	Blk	Stl	Pts	Avg
2007-08 OSU	29	9	447	15.4	43	102	.422	0	0	.000	11	41	.268	40	42	82	2.8	64	2	6	35	15	16	97	3.3
2009-10	32	32	781	24.4	64	129	.496	0	0	.000	34	72	.472	108	118	226	7.1	98	3	29	40	42	19	162	5.1
TOTAL	61	41	1228	20.1	107	231	.463	0	0	.000	45	112	.408	148	160	308	5.0	162	5	35	75	57	35	259	4.2
UMASS TOTAL	32	32	781	24.4	64	129	.496	0	0	.000	34	72	.472	108	118	226	7.1	98	3	29	40	42	19	162	5.1

# 24 Freddie RILEY

**Guard • Freshman • 6-5 • 175**  
**Ocala, Fla./Vanguard H.S./Hargrave Military Academy (Va.)**

## KELLOGG ON RILEY


"We are excited to add a player to our basketball program with the character and basketball ability that Freddie Riley has. From the first time I was able to see him play, he was a player that we earmarked for our program. He is player who can come in and do some very special things both on and off the court. I'm looking forward to coaching him at UMass and getting him to take his game to the next level. He has a chance to be a great player for our program and in the Atlantic 10 Conference. Freddie is a prolific scorer, he can really put the ball in the basket. He is long at 6-5, and plays above the rim. He is a very fun player to watch. He is ultra competitive and can play multiple positions. Once we get him a little stronger physically and playing a little better defensively, he will become a complete player. I am very excited to coach him and at some point in his career, he has a chance to be an excellent college player."

## 2009-10 SEASON (FRESHMAN)

- Named to Atlantic 10 Preseason All-Rookie Team.
- Played in 28 games (Starting last nine), missed four with minor knee surgery in December. Returned in early January.
- Averaged 9.3 points in 19.3 minutes. Second on team with 63 3-point field goals for 35 percent (63-of-181).
- Prorated over 40 minutes, averaged 19.3 points.
- Fifth in Atlantic 10 3-pointers we game with 2.3. 63 of his 93 made field goals have been 3-pointers (68 percent).
- Underwent minor right knee surgery on Dec. 9, and missed four games (Dec. 9-31).
- Made three 3-pointers for nine points at La Salle (3/3)
- Canned four 3-pointers at Dayton (2/27) for 12 points.
- Netted 15 points, all in the first half, nailing four 3-pointers in the first half at George Washington (2/17).
- In first-career start, scored 10 points vs. Xavier (2/3), also tied career-high with five rebounds.
- Keyed late-game 15-2 run in win at Saint Joseph's (1/27), making four second-half 3-pointers. Finished with 14 points.
- Over four games (Jan. 10-20), averaged 15.5 points per game with 15-of-36 3-pointers (42 percent).
- Netted 12 points, but missed possible game-winning 3-pointer at buzzer vs. St. Bonaventure (1/20).
- Tallied 20 points off the bench, making 5-of-10 3-pointers at Richmond (1/13).
- Career-high 22 points, making six 3-pointers vs. La Salle (1/10). Made four in a row in second-half run. Six made 3-pointers, tied for 15th-most in a game in UMass history, two off the school-record of eight.
- Returned to action with two 3-pointers vs. Fordham (1/6) in A-10 opener for six points.
- Tallied seven points at Seton Hall (12/7), made just 2-of-11 3-pointers attempted. Two assists.
- Fourth career-game in double-figures with 12 at Holy Cross (12/5), also grabbed career-best five rebounds.
- Netted nine points vs. #2 Michigan State (11/28) and six points vs. Rutgers (11/27) in Legends Classic.
- Third game in double-figures this season with 12 points vs. St. Francis (11/24). Made four 3-pointers.
- Career-high 17 points including 4-of-9 on 3FGs vs. Arkansas-Fort Smith (11/21) in Legends Classic.
- Netted eight points vs. Cornell (11/18), making 3-of-6 from the floor in Legends Classic.
- Came off bench in college debut at UCF (11/13), scoring 12 points, making four 3-pointers in state homecoming.

## BEFORE UMASS

• Ranked as a national Top 100 recruit by various websites including PrepStars.com, Scout.com and Rivals.com ... He was listed as the No. 85 player in the country by PrepStars, the No. 87 player in the nation by Scout.com ... ESPN.com graded Riley as an 89 out of 100 on its scale ... Listed as the 31st shooting guard in the country ... Played a postgraduate season at Hargrave Military Academy playing for Kevin Keatts in Virginia with huge success ... At Vanguard High School, Riley scored 1,037 career points under head coach Jim Haley ... He was a three-year starter for the Knights as he earned 5A Player of the Year in North Central Florida ... He averaged 16 points and 8 rebounds as a senior in earning various MVP and All-Tournament accolades ... He became the 13th player in school history to crack 1,000 points and first since 1993 ... At Vanguard, Riley was named to the Ocala Star Banner First Team All-Area in 2008 ... He was also honored as the Most Valuable Player of the Brinkley Memorial Tournament in addition to being named to the North Central Florida All-Star Team and the FACA State North-South All-Star Game ... Scored a high-school best 30 points on two occasions, including against Florida State champion Jacksonville ... As a junior at Vanguard, Riley averaged 20 points and 6 rebounds and was named third-team All-State ... In AAU basketball, Riley starred for the Florida Rams and coach Matt Ramker, averaging 19 points.



## CAREER STATISTICS

Year	GP	GS	Min	Avg	FG	FGA	Pct	3FG	FGA	Pct	FT	FTA	Pct	Off	Def	Tot	Avg	PF	FO	Ast	TO	Blk	Stl	Pts	Avg
2009-10	28	11	539	19.3	93	245	.380	63	181	.348	11	21	.524	10	45	55	2.0	30	0	17	22	1	11	260	9.3



## PERSONAL

Full Name:  
 Freddie Lee  
 Riley, Jr.  
 Birthday: December  
 1, 1989  
 Parent: Freddie  
 & Norma Riley  
 Major: Arts &  
 Sciences

## Career Highs

Category	#	Opponent, Date
Points	22	La Salle, 1/10/10
Field Goals	7	at Richmond, 1/13/10
	7	La Salle, 1/10/10
Field Goals Att.	15	La Salle, 1/10/10
3-Point FGs	6	La Salle, 1/10/10
3-Point FG Att.	14	La Salle, 1/10/10
Free Throws	2	La Salle, 1/10/10
	2	Cornell, 11/18/09
	2	at Holy Cross, 12/5/09
Free Throw Att.	4	at Holy Cross, 12/5/09
Rebounds	6	at George Washington, 2/17/10
Assists	4	at La Salle, 3/3/10
Blocks	1	La Salle, 1/10/10
Steals	1	11 times, last at G. Wash, 2/17/10
Minutes	28	Saint Louis, 2/21/10

*Bold denotes career high tied or set in the 09-10 season.*

## Miscellaneous Statistics

Category	09-10 Car.	Last Time...
Double-Figure Scoring	12	12 Rhode Island, 3/6/10
20-plus points	2	2 at Richmond, 1/13/10
10-plus rebounds	0	0
5-plus rebounds	4	4 at G. Wash, 2/17/10
5-plus 3FGs	2	2 at Richmond, 1/13/10
Double-Double	0	0

## 2009-10 GAME-BY-GAME STATISTICS

Date	Opponent	G-GS	Min	FG-A	Pct	3FG-A	Pct	FT-A	Pct	O-D	Reb	PF	Ast	TO	Blk	Stl	Pts
11/13	at UCF	1-0	17	4-11	.364	4-9	.444	0-1	.000	0-2	2	1	0	2	0	1	12
11/18	CORNELL	1-0	13	3-6	.500	0-2	.000	2-2	1.000	1-2	3	0	0	1	0	0	8
11/21	ARKANSAS-FORT SMITH	1-0	19	6-13	.461	4-9	.444	1-3	.333	0-1	1	1	1	0	0	1	17
11/24	ST. FRANCIS (N.Y.)	1-0	14	4-10	.400	4-8	.500	0-0	.000	1-3	4	1	0	0	0	0	12
11/27	vs. Rutgers	1-0	19	2-10	.200	2-7	.286	0-0	.000	0-1	1	0	1	1	0	1	6
11/28	vs. #2 Michigan State	1-0	14	3-10	.300	3-9	.333	0-0	.000	0-0	0	1	0	1	0	0	9
12/2	QUINNIPIAC	1-0	14	1-2	.500	1-2	.500	0-2	.000	0-0	0	0	0	0	0	1	3
12/5	at Holy Cross	1-0	17	4-11	.364	2-6	.333	2-4	.500	2-3	5	2	1	1	0	0	12
12/7	at Seton Hall	1-0	19	2-11	.182	2-11	.182	1-2	.500	1-3	4	1	2	1	0	1	7
12/11	GRAMBLING STATE	DNP-INJ															
12/19	MEMPHIS	DNP-INJ															
12/23	at Boston College	DNP-INJ															
12/30	at Davidson	DNP-INJ															
1/6	FORDHAM*	1-0	16	2-5	.400	2-5	.400	0-0	.000	0-3	3	1	0	0	0	0	6
1/10	LA SALLE*	1-0	26	7-15	.467	6-14	.429	2-2	1.000	0-1	1	0	2	1	1	2	22
1/13	at Richmond*	1-0	25	7-13	.538	5-10	.500	1-2	.500	1-1	2	0	0	2	0	0	20
1/16	at #19/21 Temple*	1-0	15	3-5	.600	2-4	.500	0-0	.000	0-1	1	3	2	1	0	0	8
1/20	ST. BONEVANTURE*	1-0	20	5-12	.400	2-8	.250	0-0	.000	0-1	1	0	0	0	0	0	12
1/23	at #25 Baylor	1-0	14	0-5	.000	0-3	.000	0-0	.000	0-0	0	0	0	2	0	0	0
1/27	at Saint Joseph's*	1-0	22	5-12	.400	4-8	.500	0-0	.000	0-3	3	2	1	2	0	1	14
1/30	CHARLOTTE*	1-0	15	0-4	.000	0-4	.000	0-0	.000	0-0	0	1	1	2	0	0	0
2/3	XAVIER*	1-1	24	4-11	.364	1-6	.167	1-1	1.000	1-4	5	1	1	0	0	1	10
2/6	at Rhode Island*	1-1	25	3-10	.300	1-6	.167	0-1	.000	0-5	5	1	0	1	0	1	7
2/11	at Duquesne*	1-1	10	2-4	.500	1-3	.333	0-0	.000	0-0	0	4	0	0	0	0	5
2/14	SAINT JOSEPH'S*	1-1	15	3-8	.375	1-5	.200	0-0	.000	0-1	1	2	0	0	0	0	7
2/17	at G. Washington*	1-1	24	5-9	.556	4-8	.500	1-1	1.000	0-6	6	2	1	0	0	1	15
2/21	SAINT LOUIS*	1-1	28	2-9	.222	0-3	.000	0-0	.000	0-0	0	0	0	1	0	0	4
2/27	at Dayton*	1-1	26	4-6	.667	4-6	.667	0-0	.000	0-1	1	2	0	0	0	0	12
3/3	at La Salle*	1-1	24	3-11	.273	3-11	.273	0-0	.000	1-0	1	2	4	1	0	0	9
3/6	RHODE ISLAND*	1-1	20	4-7	.571	3-4	.750	0-0	.000	1-0	1	1	0	1	0	0	11
3/9	at Charlotte (A-10)	1-1	16	1-6	.143	1-5	.200	0-0	.000	0-1	1	0	0	0	0	0	3
3/12	vs. Richmond (A-10)	1-1	28	4-9	.444	1-5	.200	0-0	.000	1-2	3	1	0	1	0	0	9

# 35 Hashim "Big City" BAILEY

Forward/Center • R-Junior • 6-10 • 275

Paterson, N.J./Passaic County Tech/The Patterson School (N.C.)/Memphis  
2009-10 SEASON (R-JUNIOR)

- Played in 27 games with one start, averaging 12.3 minutes, 2.5 points and 4.7 rebounds, third on the team.
- Prorated over 40 minutes, averaged 15.2 rebounds and 8.1 points per game.
- Three games with double-figure rebounds (Boston College, La Salle and Baylor).
- Was hampered by a groin injury early in the season forcing him to miss three of first seven games.
- After not playing two of three games, had a big return with eight rebounds and six points in 13 minutes at Charlotte (3/9) in A-10 First Round. Grabbed game-clinching rebound as time expired to seal victory.
- Grabbed 11 rebounds at #25 Baylor (1/23). UMass outrebounded the nation's top rebound margin team by nine.
- Posted career-high four blocks shots along with five points and six rebounds vs. St. Bonaventure (1/20).
- In 14 minutes vs. Fordham (1/6), had career-high 13 rebounds along with nine points.
- First double-figure rebound mark with 10 rebounds in 11 minutes at Boston College (12/23), also added four points.
- Playing against his former team, Memphis (12/19), scored five points and grabbed five rebounds in just nine minutes.
- Career-high nine points, making all four field goals vs. Grambling State (12/11). Also grabbed five rebounds.
- Eight rebounds, along with first two field goals of year and three blocks at Holy Cross (12/5).
- First-career start in career-high 25 minutes grabbed career-best seven rebounds vs. #2 Michigan State (11/28).
- Sat out Arkansas-Fort Smith (11/21) and St. Francis (11/24) with a groin injury.
- Made UMass debut at UCF (11/13), grabbing two rebounds in eight minutes

## 2008-09 SEASON (JUNIOR)

- Sat out season as a transfer from Memphis. Practiced with team during season.

## 2007-08 SEASON (SOPHOMORE AT MEMPHIS):

Played as a back-up bigman for the 2008 NCAA Finalists ... Saw action in five games ... Made his only shot of the season scoring five total points ... Also grabbed one rebound playing 11 total minutes.

## 2006-07 SEASON (FRESHMAN AT MEMPHIS):

Played in nine games ... Averaged 1.1 points and 0.9 rebounds ... Had two blocked shots and one steal ... Shot 80 percent from the field and ... Action in five Conference USA contests and four non-conference games ... Shot 100 percent from the field and free throw line in C-USA play ... Netted a career-high six points in a win over Tulane (2/10)... Pulled down one rebound in a home victory over SMU (1/13)... Had two rebounds and one blocked shot in five minutes of play vs. Marshall (12/4)... Played a career-high seven minutes and pulled down one board in a win over Arkansas State (11/22)... Came off bench with two points, two rebounds and one steal in a win over Kentucky in the EA Sports Maui Invitational third-place game ... Two points and one rebound and a block in the season-opening win over Jackson State (11/16).

## BEFORE COLLEGE

Played for Coach Chris Chaney at The Patterson School in 2005-06 ... Averaged 14.7 points and 10.1 rebounds at Patterson ... Helped lead Patterson to a 34-3 overall record and a No. 3 national ranking (Scout.com) in 2005-06 ... Entering his prep season at Patterson, HoopScoopOnline.com ranked him among its top 20 fifth-year players (No. 16) ... Prior to Patterson, played Passaic County Tech in New Jersey ... In his final year at Passaic, averaged 18.4 points, 14.4 rebounds and 4.8 blocked shots ... Earned Herald News All-Area first team honors and Associated Press All-State third team accolades ... Helped lead Passaic Tech to an 18-7 overall record and the Northern Hills Skyline Conference title ... Named the 2005 WGHT Area Player of the Year ... Selected to the WGHT All-Area first team ... Earned 2005 All-Passaic honors from The Star Ledger ... A 2005 McDonald's All-America nominee ... Averaged 18.0 points as a junior and 13.2 points as a sophomore.



## PERSONAL

Full Name: Hashim Bailey  
 Birthday: February 25, 1987  
 Parent: Ferdian Bailey & Pearlletta Bailey  
 Siblings: Omar and Ray  
 Major: Sociology

## Career Highs

Category	#	Opponent, Date
Points	9	Fordham, 1/6/10
	9	Grambling State, 12/11/09
Field Goals	4	Grambling State, 12/11/09
Field Goals Att.	6	at Baylor, 1/23/10
	6	at Boston College, 12/23/09
3-Point FGs	0	
3-Point FG Att.	0	
Free Throws	3	at Baylor, 1/23/10
	3	St. Bonaventure, 1/20/10
	3	Fordham, 1/6/10
Free Throw Att.	8	Fordham, 1/6/10
Rebounds	13	Fordham, 1/6/10
Assists	2	Fordham, 1/6/10
Blocks	4	St. Bonaventure, 1/20/10
Steals	1	7X, last vs. St. Joseph's, 2/14/10
Minutes	25	vs. Michigan State, 11/28/09

*Bold denotes career high tied or set in the 09-10 season.*

## Miscellaneous Statistics

Category	09-10 Car.	Last Time...
Double-Figure Scoring	0	0
20-plus points	0	0
10-plus rebounds	3	3 at Baylor, 1/23/10
5-plus rebounds	11	11 at Charlotte, 3/9/10
Double-Double	0	0

## 2009-10 GAME-BY-GAME STATISTICS

Date	Opponent	G-GS	Min	FG-A	Pct	3FG-A	Pct	FT-A	Pct	O-D	Reb	PF	Ast	TO	Blk	Stl	Pts
11/13	at UCF	1-0	8	0-2	.000	0-0	.000	0-0	.000	2-0	2	3	0	1	1	1	0
11/18	CORNELL	1-0	14	0-0	.000	0-0	.000	0-0	.000	1-2	3	2	0	2	0	0	0
11/21	ARKANSAS-FORT SMITH	DNP															
11/24	ST. FRANCIS (N.Y.)	DNP															
11/27	vs. Rutgers	1-0	14	0-0	.000	0-0	.000	1-2	.500	0-2	2	4	0	0	0	0	1
11/28	vs. #2 Michigan State	1-1	25	0-2	.000	0-0	.000	1-4	.250	2-5	7	1	0	1	1	0	1
12/2	QUINNIPIAC	DNP															
12/5	at Holy Cross	1-0	16	2-2	1.000	0-0	.000	0-0	.000	4-4	8	4	0	1	3	1	4
12/7	at Seton Hall	1-0	16	0-1	.000	0-0	.000	0-0	.000	3-3	6	1	0	0	2	0	0
12/11	GRAMBLING	1-0	13	4-4	1.000	0-0	.000	1-3	.333	2-3	5	2	0	1	0	0	9
12/19	MEMPHIS	1-0	9	2-2	1.000	0-0	.000	1-7	.143	3-2	5	3	0	0	1	0	5
12/23	at Boston College	1-0	11	2-6	.333	0-0	.000	0-2	.000	3-7	10	4	0	0	1	0	4
12/30	at Davidson	1-0	8	1-2	.500	0-0	.000	1-2	.500	3-0	3	2	0	2	0	0	3
1/6	FORDHAM*	1-0	14	3-5	.600	0-0	.000	3-8	.375	5-8	13	4	2	3	1	0	9
1/10	LA SALLE*	1-0	10	0-0	.000	0-0	.000	3-6	.500	1-2	3	5	0	0	1	1	3
1/13	at Richmond*	1-0	11	0-0	.000	0-0	.000	0-0	.000	0-4	4	2	0	3	2	0	0
1/16	at #19/21 Temple*	1-0	13	2-3	.667	0-0	.000	0-0	.000	2-2	4	3	0	2	1	0	4
1/20	ST. BONAVENTURE*	1-0	15	1-2	.500	0-0	.000	3-4	.750	3-3	6	4	0	0	4	0	5
1/23	at #25 Baylor	1-0	21	0-6	.000	0-0	.000	0-3	.000	8-3	11	4	0	2	0	0	0
1/27	at Saint Joseph's*	1-0	7	1-1	1.000	0-0	.000	0-0	.000	0-0	0	1	0	1	1	0	2
1/30	CHARLOTTE*	1-0	13	1-2	.500	0-0	.000	0-0	.000	1-3	4	3	1	2	1	0	2
2/3	XAVIER*	1-0	15	2-3	.667	0-0	.000	2-2	1.000	4-0	4	2	0	1	0	1	5
2/6	at Rhode Island*	1-0	11	1-2	.500	0-0	.000	0-0	.000	1-1	2	3	0	0	0	1	2
2/11	at Duquesne*	1-0	6	0-0	.000	0-0	.000	0-0	.000	0-1	1	0	0	1	0	0	0
2/14	SAINT JOSEPH'S*	1-0	8	0-1	.000	0-0	.000	0-0	.000	0-4	4	2	0	1	0	1	0
2/17	at G. Washington*	1-0	15	0-0	.000	0-0	.000	0-3	.000	2-4	6	5	0	0	2	0	0
2/21	SAINT LOUIS*	1-0	14	0-0	.000	0-0	.000	1-2	.500	2-2	4	2	0	0	1	0	1
2/27	at Dayton*	DNP															
3/3	at La Salle*	1-0	7	0-0	.000	0-0	.000	0-2	.000	1-0	1	1	0	2	0	0	0
3/6	RHODE ISLAND*	DNP															
3/9	at Charlotte (A-10)	1-0	13	3-4	.750	0-0	.000	0-0	.000	4-4	8	3	0	1	1	0	6
3/12	vs. Richmond (A-10)	1-0	5	0-0	.000	0-0	.000	0-0	.000	0-0	0	1	0	0	0	0	0



## CAREER STATISTICS

Year	GP	GS	Min	Avg	FG	FGA	Pct	3FG	FGA	Pct	FT	FTA	Pct	Off	Def	Tot	Avg	PF	FO	Ast	TO	Blk	Stl	Pts	Avg
2006-07Mem	9	0	28	3.1	4	5	.800	0	0	.000	2	4	.500	4	4	8	0.9	9	0	0	2	2	1	10	1.1
2007-08Mem	5	0	11	2.2	1	11	1.000	0	0	.000	0	2	.000	1	0	1	0.2	4	0	0	0	0	0	2	0.4
2009-10	27	1	332	12.3	25	50	.500	0	0	.000	17	50	.340	57	69	126	4.7	71	2	3	27	24	6	67	2.5
<b>TOTAL</b>	<b>41</b>	<b>1</b>	<b>371</b>	<b>9.0</b>	<b>30</b>	<b>56</b>	<b>.536</b>	<b>0</b>	<b>0</b>	<b>.000</b>	<b>19</b>	<b>56</b>	<b>.339</b>	<b>62</b>	<b>73</b>	<b>135</b>	<b>3.3</b>	<b>84</b>	<b>2</b>	<b>3</b>	<b>29</b>	<b>26</b>	<b>7</b>	<b>79</b>	<b>1.9</b>
<b>UMASS TOTAL</b>	<b>27</b>	<b>1</b>	<b>332</b>	<b>12.3</b>	<b>25</b>	<b>50</b>	<b>.500</b>	<b>0</b>	<b>0</b>	<b>.000</b>	<b>17</b>	<b>50</b>	<b>.340</b>	<b>57</b>	<b>69</b>	<b>126</b>	<b>4.7</b>	<b>71</b>	<b>2</b>	<b>3</b>	<b>27</b>	<b>24</b>	<b>6</b>	<b>67</b>	<b>2.5</b>

# 50 Matt HILL

**Forward • R-Sophomore • 6-7 • 210**  
**Middletown, Conn. • Cheshire Academy • Tilton School (N.H.)**



**PERSONAL**  
**Full Name:** Matthew Rashaan Hill  
**Birthday:** April 13, 1988 in Middletown, Conn.  
**Parent:** Kimberly Peterson & Matthew Hill  
**Siblings:** Kalen Hill  
**Major:** Sociology

## 2009-10 SEASON (R-SOPHOMORE)

- Played in 24 games, averaging 0.5 points and 1.3 rebounds per game in 6.9 minutes of action.
- Grabbed four rebounds at Dayton (2/27) in 10 minutes.
- Canned first 3-pointer of season and grabbed career-high five rebounds vs. Saint Joseph's (2/14).
- Meaningful playing time in 11 minutes at Saint Joseph's (1/27). Made all four free throws for career-high four points.
- Saw action vs. La Salle (1/10), grabbed career-high tying four rebounds, all in the first half in eight minutes.
- Saw action for a career-high 12 minutes at Holy Cross (12/5), but didn't score, did grab two rebounds.
- Best game of career, vs. Quinnipiac (12/2) with career-high four points along with two rebounds in nine minutes.
- Played nine minutes and grabbed four rebounds vs. Arkansas-Fort Smith (11/21) in Legends Classic.
- Returned to action in opener at UCF (11/13), played one minute after missing most of 2008-09 season with an Achilles tear that forced him into a redshirt season.

## 2008-09 SEASON (SOPHOMORE)

- Suffered season-ending torn Achilles in loss at #13 Memphis (11/17) after playing 10 minutes.
- Played in first three games off the bench seeing more action in each game than all of last season total.
- Played career-high nine minutes at Southern Illinois (11/12).
- Nailed a 3-pointer in eight minutes of action in season opener vs. Arkansas-Monticello (11/11).

## 2007-08 SEASON (FRESHMAN)

- Played in five games for total of eight minutes ... Scored first UMass points on a 3-pointer against CCSU (12/22) ... Hit a basket against La Salle (3/5) ... Also played against Northern Illinois (11/10), Marist (12/8) and at Syracuse (3/25) in the NIT Quarterfinals.

## BEFORE UMASS:

- Played a prep year of basketball at Tilton School in Tilton, New Hampshire for coach Marcus O'Neil ... Played high school ball at Cheshire Academy and AAU play with the Connecticut Basketball Club for coach J.R. Hargraves ... Played in the New England Elite 75 Showcase ... Named Team MVP as a senior and team's Most Improved Player as a junior ... Averaged 18.0 points and 10.0 rebounds per game as a senior ... Also completed on the track and field team.

## Career Highs

Category	#	Opponent, Date
Points	4	at Saint Joseph's, 1/27/10
	4	Quinnipiac, 12/2/09
Field Goals	1	last vs. Saint Joseph's, 2/14/10
Field Goals Att.	4	Saint Joseph's, 2/14/10
3-Point FGs	1	Saint Joseph's, 2/14/10
	1	vs. Arkansas-Monticello, 11/11/08
	1	Central Connecticut, 12/22/07
3-Point FG Att.	3	Charlotte, 1/30/10
Free Throws	4	at Saint Joseph's, 1/27/10
Free Throw Att.	4	at Saint Joseph's, 1/27/10
Rebounds	5	Saint Joseph's, 2/14/10
Blocks	1	4X, last at George Wash., 2/17/10
Steals	1	4X, last vs. La Salle, 1/10/10
Minutes	12	Charlotte, 1/30/10
	12	at Holy Cross, 12/5/09

*Bold denotes career high tied or set in the 09-10 season.*

## Miscellaneous Statistics

Category	09-10 Car.	Last Time...
Double-Figure Scoring	0	0
20-plus points	0	0
10-plus rebounds	0	0
5-plus rebounds	0	0
Double-Double	0	0



## 2009-10 GAME-BY-GAME STATISTICS

Date	Opponent	G-GS	Min	FG-A	Pct	3FG-A	Pct	FT-A	Pct	O-D	Reb	PF	Ast	TO	Blk	Stl	Pts
11/13	at UCF	1-0	1	0-0	.000	0-0	.000	0-0	.000	0-0	0	0	0	0	0	0	0
11/18	CORNELL	DNP															
11/21	ARKANSAS-FORT SMITH	1-0	9	0-2	.000	0-0	.000	0-0	.000	2-2	4	0	0	0	1	0	0
11/24	ST. FRANCIS (N.Y.)	1-0	5	0-1	.000	0-0	.000	0-0	.000	0-0	0	2	0	0	0	0	0
11/27	vs. Rutgers	DNP															
11/28	vs. #2 Michigan State	1-0	7	0-0	.000	0-0	.000	0-0	.000	0-0	0	1	0	0	0	0	0
12/2	QUINNIPIAC	1-0	9	1-1	1.000	0-0	.000	2-2	1.000	0-2	2	0	0	1	0	1	4
12/5	at Holy Cross	1-0	12	0-2	.000	0-2	.000	0-0	.000	0-2	2	2	0	0	0	0	0
12/7	at Seton Hall	1-0	7	0-3	.000	0-0	.000	0-0	.000	1-1	2	1	0	0	0	1	0
12/11	GRAMBLING STATE	1-0	10	0-2	.000	0-1	.000	0-0	.000	0-0	0	1	0	1	0	1	0
12/19	MEMPHIS	1-0	5	0-0	.000	0-0	.000	0-0	.000	0-0	0	1	0	0	0	0	0
12/23	at Boston College	DNP															
12/30	at Davidson	1-0	4	0-0	.000	0-0	.000	0-0	.000	0-1	1	0	0	0	0	0	0
1/6	FORDHAM*	DNP															
1/10	LA SALLE*	1-0	8	1-1	1.000	0-0	.000	0-0	.000	3-1	4	2	0	0	0	1	2
1/13	at Richmond*	1-0	3	0-0	.000	0-0	.000	0-0	.000	0-0	0	0	0	0	0	0	0
1/16	at #19/21 Temple*	1-0	7	0-0	.000	0-0	.000	0-0	.000	0-0	0	0	0	0	0	0	0
1/20	ST. BONAVENTURE	1-0	7	0-0	.000	0-0	.000	0-0	.000	0-0	0	1	0	0	0	0	0
1/23	at #25 Baylor	1-0	10	0-0	.000	0-0	.000	0-0	.000	3-0	3	2	0	0	0	0	0
1/27	at Saint Joseph's*	1-0	11	0-0	.000	0-0	.000	4-4	1.000	0-1	1	1	0	0	0	0	4
1/30	CHARLOTTE*	1-0	12	0-3	.000	0-3	.000	0-0	.000	0-1	1	1	0	0	0	0	0
2/3	XAVIER*	DNP															
2/6	at Rhode Island*	DNP															
2/11	at Duquesne*	1-0	1	0-1	.000	0-0	.000	0-0	.000	1-0	1	1	0	0	0	0	0
2/14	SAINT JOSEPH'S*	1-0	6	1-4	.250	1-1	1.000	0-0	.000	3-2	5	1	0	1	0	0	3
2/17	at G. Washington*	1-0	8	0-1	.000	0-1	.000	0-0	.000	1-0	1	1	0	0	1	0	0
2/21	SAINT LOUIS*	1-0	3	0-0	.000	0-0	.000	0-0	.000	0-0	0	0	0	0	0	0	0
2/27	at Dayton*	1-0	10	0-0	.000	0-0	.000	0-0	.000	1-3	4	0	0	0	0	0	0
3/3	at La Salle*	1-0	9	0-0	.000	0-0	.000	0-0	.000	0-0	0	2	0	0	0	0	0
3/6	RHODE ISLAND*	DNP															
3/9	at Charlotte (A-10)	1-0	1	0-0	.000	0-0	.000	0-0	.000	0-0	0	0	0	0	0	0	0
3/12	vs. Richmond (A-10)	DNP															

## CAREER STATISTICS

Year	GP	GS	Min	Avg	FG	FGA	Pct	3FG	FGA	Pct	FT	FTA	Pct	Off	Def	Tot	Avg	PF	FO	Ast	TO	Blk	Stl	Pts	Avg
2007-08	5	0	8	1.6	2	4	.500	1	11	.000	0	0	.000	0	1	1	0.2	1	0	1	0	1	0	5	1.0
2008-09	3	0	27	9.0	1	4	.250	1	4	.250	0	0	.000	0	3	3	1.0	3	0	0	1	1	0	3	1.0
2009-10	24	0	165	6.9	3	21	.143	1	8	.125	6	6	1.000	15	16	31	1.3	20	0	0	3	2	4	13	0.5
<b>TOTAL</b>	<b>32</b>	<b>0</b>	<b>200</b>	<b>6.3</b>	<b>6</b>	<b>29</b>	<b>.207</b>	<b>3</b>	<b>13</b>	<b>.231</b>	<b>6</b>	<b>6</b>	<b>1.000</b>	<b>15</b>	<b>20</b>	<b>35</b>	<b>1.1</b>	<b>24</b>	<b>0</b>	<b>1</b>	<b>4</b>	<b>4</b>	<b>4</b>	<b>21</b>	<b>0.7</b>

# 13 Trey LANG

Forward • R-Sophomore • 6-7 • 215

Marietta, Ga./Wheeler High School

## 2009-10 SEASON (R-SOPHOMORE)

- Returned to team as a walk-on. Played in 12 games, seeing 3.8 minutes per game with 10 points (0.8 ppg).
- Made two free throws at Dayton (2/27), playing three minutes, also grabbed a rebound.
- Tallied career-high three points on a basket and free throw vs. Grambling State (12/11).
- Scored second-career field goal at Holy Cross (12/5) in late minutes.
- Played career-high eight minutes vs. #2 Michigan State (11/28), grabbing two rebounds.
- Netted first college field goal in four minute stint vs. St. Francis (11/24).
- First-career college point on a free throw vs. Arkansas-Fort Smith (11/21) in Legends Classic.
- Played career-high four minutes, grabbed a rebound and blocked a shot vs. Cornell (11/18).
- Played three minutes at UCF (11/13) for career-high in playing time.

## 2008-09 SEASON (SOPHOMORE)

- Did not play basketball, but attended UMass as a student.

## 2007-08 SEASON (FRESHMAN)

- Freshman reserve forward has played in four games.
- Grabbed two rebounds against CCSU (12/22).

## BEFORE UMASS

• Graduated from Wheeler High School in Marietta, Georgia ... Averaged 10.0 points and 6.0 rebounds ... Posted the sixth-best single-season total of blocked shots (67) this past season ... Rated the No. 18 recruit from the state of Georgia ... Also was a 70 percent free throw shooter ... Wheeler High School program is one of the best in Georgia producing alumni such as Shareef Abur-Rahim (Cal, NBA), D.A. Layne (Georgia), Antawn Dixon (Florida State) Jamareo Davidson (Alabama) and Sharaud Curry (Providence) ... Was also recruited by Oregon, Rhode Island, Wake Forest and Auburn.

## PERSONAL

Andrew Charles Lang III ... Born April 1, 1989 in Phoenix, Arizona ... Son of Andrew and Bronwyn Lang ... Brother of Chad (15) ... Father was a 12-year veteran in the NBA playing with the Suns, Bucks, Knicks, 76ers, Hawks and Timberwolves ... Father and mother were both college basketball stars at the University of Arkansas ... Majoring in English.

## CAREER STATISTICS

Year	GP	GS	Min	Avg	FG	FGA	Pct	3FG	FGA	Pct	FT	FTA	Pct	Off	Def	Tot	Avg	PF	FO	Ast	TO	Blk	Stl	Pts	Avg
2007-08	5	0	9	1.8	0	0	.000	0	0	.000	0	1	.000	0	3	3	0.6	2	0	0	0	0	0	0	0.0
2009-10	12	0	45	3.8	3	5	.600	0	0	.000	4	6	.667	3	6	9	0.8	6	0	1	1	3	0	10	0.8
<b>TOTAL</b>	<b>17</b>	<b>0</b>	<b>54</b>	<b>3.2</b>	<b>3</b>	<b>5</b>	<b>.600</b>	<b>0</b>	<b>0</b>	<b>.000</b>	<b>4</b>	<b>7</b>	<b>.571</b>	<b>3</b>	<b>9</b>	<b>12</b>	<b>0.7</b>	<b>8</b>	<b>0</b>	<b>1</b>	<b>1</b>	<b>3</b>	<b>0</b>	<b>10</b>	<b>0.6</b>



## Career Highs

Category	#	Opponent, Date
Points	3	Grambling State, 12/11/09
Field Goals	1	Grambling State, 12/11/09
	1	St. Francis (N.Y.), 11/24/09
	1	at Holy Cross, 12/5/09
Field Goals Att.	1	Grambling State, 12/11/09
	1	St. Francis (N.Y.), 11/24/09
	1	at Holy Cross, 12/5/09
3-Point FGs/Att	0	
Free Throws	2	at Dayton, 2/27/10
Free Throw Att.	2	at Dayton, 2/27/10
Rebounds	2	Central Connecticut, 11/22/07
	2	vs. Michigan State, 11/28/09
Assists	1	
Blocks	1	3X, last vs. La Salle, 1/10/10
Steals	0	
Minutes	8	vs. Michigan State, 11/28/09

*Bold denotes career high tied or set in the 09-10 season.*

## Miscellaneous Statistics

Category	09-10 Car.	Last Time...
Double-Figure Scoring	0	0

# 34 Raphael PUTNEY

Forward • Freshman • 6-8 • 180

Woodbridge, Va./Woodbridge H.S.

## KELLOGG ON PUTNEY

"Raphael Putney is exactly the type of player we are looking to recruit at UMass. He is a long athletic 6-9 player. He is a little thin, but we anticipate he will be able to add on weight. He is a very versatile player who can play multiple positions. Not only is he a great basketball player, he is an outstanding individual on and off the court. I have spoken with his parents are length about his prospects of coming in as a freshman and we will see how he does physically. Once he puts on the weight and gets stronger and more physical, he has a chance to be a great player in college. Overall, I'm just very excited about him coming to UMass. From the minute I saw him at the Reebok camp and then watching him all summer, I just think he is a player with a world of talent. He has a great demeanor on the court and I am anticipating he will be great in our dribble-drive offense. More importantly, he has the length and size and athleticism to be a great perimeter and post-up defender."

## 2009-10 SEASON (FRESHMAN)


- Long, lanky freshman, who is seeking to put on weight.
- Has not played in any games this season.

## BEFORE UMASS

- Played for the Vikings at Woodbridge Senior High School, in Virginia for coach Chad Anderson. He was on the varsity squad since sophomore year. He averaged 9.0 points per game as junior... He has participated with the DC Triple Threat under coach Keith Stevens... Played at the Reebok All-American camp Selected to play in the event's All-Star Game with the best players there, in Philadelphia.

## PERSONAL

• Raphael Putney... Born April 21, 1990 in Fairmont, WV., and is the son of Richard and Latisha Putney... He has a brother Ravel... Planning to major in business marketing.



## Career Highs

Category	#	Opponent, Date
Points	0	
Field Goals	0	
Field Goals Att.	0	
3-Point FGs	0	
3-Point FG Att.	0	
Free Throws	0	
Free Throw Att.	0	
Rebounds	0	
Assists	0	
Blocks	0	
Steals	0	
Minutes	0	

*Bold denotes career high tied or set in the 09-10 season.*

## Miscellaneous Statistics

Category	09-10 Car.	Last Time...
Double-Figure Scoring	0	0
20-plus points	0	0
5-plus rebounds	0	0

Profiles

## 4 Lex MONGO

Guard • Senior • 5-11 • 180

Boston, Mass./Newton North H.S.

### 2009-10 SEASON (SENIOR)

- Second season as a walk-on with the Minutemen. Played in six games total of eight minutes.
- Saw first action in an Atlantic 10 game, playing final minute at Dayton (2/27).
- On his 22nd birthday, played final two minutes, took two shots, but didn't score vs. Grambling (12/11).
- Played two minutes vs. Arkansas-Fort Smith (11/21) and hadned our first-career assist to Sampson Carter.

### 2008-09 SEASON (JUNIOR)

- Joined the team as a walk on in his junior year, played in six games.
- Prior to playing for the Minutemen, was a star in the Intramural leagues at UMass.

### BEFORE UMASS

- Played at Newton North with fellow Minuteman Anthony Gurley

### PERSONAL

Alexis Mann Mongo ... Born Dec. 11, 1987 ... Majoring Communications.



### Career Highs

Category	#	Opponent, Date
Points	0	
Field Goals	0	
Field Goals Att.	2	Grambling State, 12/11/09
3-Point FGs	0	
3-Point FG Att.	2	Grambling State, 12/11/09
Free Throws	0	
Free Throw Att.	0	
Rebounds	1	
Assists	1	Grambling State, 12/11/09
	1	Arkansas-Fort Smith, 11/21/09
Blocks	0	
Steals	0	
Minutes	2	many, last Grambling, 12/11/09

*Bold denotes career high tied or set in the 09-10 season.*

### Miscellaneous Statistics

Category	09-10	Car.	Last Time...
Double-Figure Scoring	0	0	
20-plus points	0	0	
5-plus rebounds	0	0	

### CAREER STATISTICS

Year	GP	GS	Min	Avg	FG	FGA	Pct	3FG	FGA	Pct	FT	FTA	Pct	Off	Def	Tot	Avg	PF	FO	Ast	TO	Blk	Stl	Pts	Avg
2008-09	6	0	11	1.8	0	3	.000	0	1	.000	0	0	.000	0	2	2	0.3	0	0	0	0	0	0	0	0.0
2009-10	6	0	8	1.3	0	2	.000	0	2	.000	0	0	.000	0	0	0	0.0	2	0	2	2	0	1	0	0.0
TOTAL	12	0	19	1.6	0	5	.000	0	3	.000	0	0	.000	0	2	2	0.2	2	0	2	2	0	1	0	0.0

## Bud GAFFNEY

Guard • Junior • 6-0 • 185

Berkley, Mass. • Northfield Mount Hermon/Wheaton

### 2009-10 SEASON (JUNIOR)

- Will sit out the season as a transfer from Division III Wheaton College. Will have two years of eligibility remaining.

### 2008-09 SEASON (SOPHOMORE)

- Went to Wheaton College, but did not play basketball.

### 2007-08 SEASON (FRESHMAN)

- Played in 15 games, starting 10 as a freshman in 2007-08. Averaged 5.4 points, 3.7 assists and 3.0 rebounds with the Lyons.

### BEFORE COLLEGE

• Played two years as Northfield Mount Hermon. Arrived at NMH from Somerset High School in Somerset, MA, where he started at the point for 53 wins (the most in school history), two Conference Championships reaching the Fleet Center in '03 with his brother, University of Massachusetts forward and former Hogger, Tony Gaffney '04. Bud averaged more than 16 points and eight assists in '04-'05 and was named to the Fall River Herald Starting Five.

### PERSONAL

• Brian Gaffney ... Son of Tony Sr. and Jen Gaffney ... Brother Tony played at UMass from 2006-09 and was named Atlantic 10 Defensive Player of the Year in 2009 ... Tony was final cut of Los Angeles Lakers this past season and played pro basketball in Israel in 2009-10 ... Majoring in Politcal Science.



# INDIVIDUAL Records

## POINTS SCORED

### Single Game

Overall: 41, Billy Tindall, vs. Vermont, Feb. 10, 1968.  
 At Mullins Center: 38, Marcus Camby, vs. Dayton, Jan. 6, 1996.  
 At Curry Hicks Cage: 41, Billy Tindall, vs. Vermont, Feb. 10, 1968.  
 Away: 39, twice, most recently Lorenzo Sutton, at Rutgers, Feb. 27, 1988 (30T).  
 Neutral Site: 37, Billy Tindall, vs. DePaul, at Oklahoma City, Okla., Dec. 29, 1966 (All-College Tournament).  
 Half: 29, Julius Erving, vs. Boston University, Jan. 28, 1970 (1st).  
 Freshman: 37, John Hempel, at West Virginia, Feb. 12, 1983.  
 Sophomore: 37, three times, most recently Julius Erving, at New Hampshire, March 2, 1970.  
 Junior: 38, Marcus Camby, vs. Dayton, Jan. 6, 1996.  
 Senior: 41, Billy Tindall, vs. Vermont, Feb. 10, 1968.  
 Two Players: 66, Clarence Hill (37) and Jim Babyak (29), at Rutgers, Dec. 20, 1965.  
 By Opponent: 44, Frank McLaughlin, New Hampshire, Jan. 14, 1956.

### Single Season

Overall: 727, Julius Erving, 1970-1971 (27 games).  
 Conference: 383, Jim McCoy, 1988-1989 (18 games).  
 Average: 26.9, Julius Erving, 1970-1971 (727 in 27 games).  
 Conference Average: 26.0, Julius Erving, 1969-1970 (260 in 10 games).  
 Double-Figure Games: 35, Gary Forbes, 2007-2008 (36 games).  
 20-Point-or-Better Scoring Games: 23, Julius Erving, twice (1969-1970, 1970-1971).  
 Consecutive 20-Point-or-Better Scoring Games: 18, Julius Erving, 1969-1970.

### Career

Overall: 2,374, Jim McCoy, 1988-1992 (126 games).  
 Conference: 1,365, Jim McCoy, 1988-1992 (70 games).  
 Average: 26.3, Julius Erving, 1969-1971 (1,370 in 52 games).  
 Conference Average: 26.0, Julius Erving, 1969-1971 (519 in 20 games).  
 Double-Figure Games: 116, Jim McCoy, 1988-1992 (126 games).  
 Consecutive Games in Double Figures: 52, Julius Erving, 1969-1971.  
 20-Point-or-Better Games: 57, Jim McCoy, 1988-1992 (126 games).

## FIELD GOALS

### Single Game

Made: 19, Billy Tindall, vs. Vermont, Feb. 10, 1968 (33 attempts).  
 Attempted: 33, Billy Tindall, vs. Vermont, Feb. 10, 1968 (19 made).  
 Made, No Misses: 10, Horace Neysmith, vs. St. Bonaventure, Feb. 9, 1984.  
 Opponent Made: 19, Frank McLaughlin, New Hampshire, Jan. 14, 1956 (35 attempts).  
 Opponent Attempted: 35, Frank McLaughlin, New Hampshire, Jan. 14, 1956 (19 made).

### Single Season

Made: 286, Julius Erving, 1970-1971 (609 attempts).  
 Conference Made: 148, Lorenzo Sutton, 1985-1986 (293 attempts).  
 Attempted: 609, Julius Erving, 1970-1971 (286 made).  
 Conference Attempted: 320, Jim McCoy, 1988-1989 (130 made).  
 Percentage\*: .720, Will Herndon, 1991-1992 (149-207).  
 Conference Percentage\*: .635, Marcus Camby, 1994-1995 (80-125).  
 \*Minimum 5 field goals made per team game.

### Career

Made: 876, Jim McCoy, 1988-1992 (2,013 attempts).  
 Conference Made: 503, Jim McCoy, 1988-1992 (1,136 attempts).  
 Attempted: 2,013, Jim McCoy, 1988-1992 (876 made).  
 Conference Attempted: 1,136, Jim McCoy, 1988-1992 (503 made).  
 Percentage\*: .646, Will Herndon, 1989-1992 (467-723).  
 Conference Percentage\*: .640, Will Herndon, 1989-1992 (250-422).  
 \*Minimum 500 attempts; \*\*Minimum 250 attempts.

## THREE-POINT FIELD GOALS

### Single Game

Made: 8, SEVEN TIMES, MOST RECENTLY RICKY HARRIS AT LA SALLE, MAR. 3, 2010 (19 ATTEMPTS)  
 Attempted: 19 RICKY HARRIS AT LA SALLE, MAR. 3, 2010 (8 MADE)  
 Percentage\*: .875, Carmelo Travieso, at Duquesne, Jan. 20, 1996 (7-8).  
 Opponent Made: 8, DERRIO GREEN, CHARLOTTE, Jan. 30, 2010 (16 attempts) 8, Shan Foster, Vanderbilt, Jan. 5, 2008 (16 attempts).  
 Opponent Attempted: 16, DERRIO GREEN, CHARLOTTE, Jan. 30, 2010 (8 made) 16, Shan Foster, Vanderbilt, Jan. 5, 2008 (8 made); 16, Marvin O'Connor, St. Joseph's, March 9, 2001 (6 made, Atlantic 10 Tournament).  
 Opponent Percentage\*: .833, twice, most recently, Lawrence Williams, Texas, Feb. 5, 2000 (5-6).

\*Minimum 5 attempts.

### Single Season

Made: 104, Carmelo Travieso, 1995-1996 (258 attempts) & Ricky Harris, 2007-2008 (278 attempts).  
 Conference Made: 55, twice, most recently Monty Mack, 2000-2001 (150 attempts).  
 Attempted: 278, Ricky Harris, 2007-2008 (104 made)  
 Conference Attempted: 152, Lorenzo Sutton, 1987-1988 (48 made).  
 Percentage\*: .571, John Hempel, 1982-1983 (24-42).  
 Conference Percentage\*: .476, Carl Smith, 1986-1987 (30-63).  
 Consecutive Games Three-Point Goal Scored: 26, Monty Mack, Nov. 16, 1998-Feb. 20, 1999.  
 \*Minimum 1.5 made per team game.

### Career

Made: 331, Monty Mack, 1998-2001 (910 attempts).  
 Conference Made: 174, Monty Mack, 1998-2001 (473 attempts).  
 Attempted: 910, Monty Mack, 1998-2001 (331 made).  
 Conference Attempted: 473, Monty Mack, 1998-2001 (174 made).  
 Percentage\*: .443, Carl Smith, 1983-1987 (54-122).  
 Conference Percentage\*: .455, Carl Smith, 1983-1987 (40-88).  
 \*Minimum 100 attempts; \*\*Minimum 75 attempts.

## FREE THROWS

### Single Game

Made: 19, Julius Erving, at New Hampshire, March 2, 1970 (23 att.).  
 Attempted: 23, twice, most recently Lou Roe, vs. Duquesne, March 2, 1994 (17 made).  
 Made, No Misses: 14, Donta Bright, vs. Rhode Island, Jan. 17, 1996 & Stephane Lasme vs. Duquesne, March 5, 2005  
 Opponent Made: 19, Thomas Chappelle, at Maine, Feb. 4, 1961 (19 att.).  
 Opponent Attempted: 23, Ken Charles, at Fordham, March 4, 1972 (17 made).  
 Opponent Made, No Misses: 19, Thomas Chappelle, at Maine, Feb. 4, 1961.

### Single Season

Made: 210, Lou Roe, 1993-1994 (315 attempts).  
 Conference Made: 102, Lou Roe, 1993-1994 (151 attempts).  
 Attempted: 315, Lou Roe, 1993-1994 (210 made).  
 Conference Attempted: 151, Lou Roe, 1993-1994 (102 made).  
 Percentage\*: .882, Mike Pagliara, 1971-1972 (45-51).  
 Conference Percentage\*: .842, Mark Haymore, 1978-1979 (32-38).  
 Consecutive Made: 40, Donta Bright, Jan. 10-Feb. 1, 1996.  
 Consecutive Made vs. Conference Opponents: 32, Donta Bright, Jan. 10-Feb. 1, 1996.  
 \*Minimum 2 attempts per team game.

### Career

Made: 578, Lou Roe, 1991-1995 (838 attempts).  
 Conference Made: 286, Lou Roe, 1991-1995 (416 attempts).  
 Attempted: 838, Lou Roe, 1991-1995 (578 made).  
 Conference Attempted: 418, Jim McCoy, 1991-1995 (268 made).  
 Percentage\*: .806, John Hempel, 1982-1984 (175-217).  
 \*Minimum 200 attempts.

## REBOUNDS

### Single Game

Overall: 32, Julius Erving, vs. Syracuse, Feb. 22, 1971.  
 Half: 18, Julius Erving, vs. Boston University, Jan. 28, 1970 (1st).  
 Two Players: 47, Charles O'Rourke (25) and Tim Edwards (22), vs. New Hampshire, Dec. 18, 1964.  
 Conference: 28, Julius Erving, at Maine, Feb. 21, 1970.  
 Opponent: 28, Harry Hammond, Alabama, Dec. 18, 1965 (VPI Tournament, Blacksburg, Va.).  
 Opponent, Half: 21, Harry Hammond, Alabama, Dec. 18, 1965 (2nd, VPI Tournament, Blacksburg, Va.).

### Single Season

Overall: 527, Julius Erving, 1970-1971 (27 games).  
 Conference: 218, Julius Erving, 1969-1970 (10 games).  
 Average: 20.9, Julius Erving, 1969-1970 (522 in 25 games).  
 Conference Avg. : 21.8, Julius Erving, 1969-1970 (218 in 10 games).  
 Double-Figure Rebounding Games: 26, Julius Erving, 1970-1971 (27 games).

### Career

Overall: 1,070, Lou Roe, 1991-1995 (134 games).  
 Conference: 477, Lou Roe, 1991-1995 (61 games).  
 Average: 20.2, Julius Erving, 1969-1971 (1,070 in 52 games).  
 Conference Average: 20.1, Julius Erving, 1969-1971 (402 in 20 games).

Double-Figure Rebounding Games: 51, Julius Erving, 1969-1971 (52 games).  
 Consecutive Double-Figure Rebounding Games: 51, Julius Erving, 1969-1971.

## ASSISTS

### Single Game

Overall: 15, three times, most recently Carl Smith, vs. Duquesne, Jan. 23, 1986.  
 Opponent: 13, three times, most recently Glenn Williams, at Holy Cross, Feb. 6, 1989.

### Single Season

Overall: 247, Edgar Padilla, 1995-1996 (37 games).  
 Conference: 144, Cary Herer, 1989-1990 (18 games).  
 Double-Figure Assist Games: 8, Cary Herer, 1989-1990 (31 games).

### Career

Overall: 633, Carl Smith, 1983-1987 (112 games).  
 Conference: 405, Carl Smith, 1983-1987 (72 games).  
 Consecutive Games with an Assist: 112, Carl Smith, 1983-1987.  
 Double-Figure Assist Games: 15, Carl Smith, 1983-1987.

## STEALS

### Single Game

Overall: 8, twice, most recently Alex Eldridge, at Maine, Feb. 11, 1978.  
 Opponent: 8, Tony Dobbins, Richmond, Feb. 12, 2003.

### Single Season

Overall: 108, Edgar Padilla, 1995-1996 (37 games).  
 Conference: 45, Edgar Padilla, 1995-1996 (18 games).

### Career

Overall: 249, Edgar Padilla, 1993-1997 (135 games).  
 Conference: 110, Edgar Padilla, 1993-1997 (64 games).

## BLOCKED SHOTS

### Single Game

Overall: 11, three times all by Stephane Lasme, most recently, vs. Rhode Island, Feb. 8, 2007  
 Opponent: 14, DARRIUS GARRETT, AT RICHMOND, JAN. 13, 2010 (ATLANTIC 10 RECORD)

### Single Season

Overall: 168, Stephane Lasme, 2006-2007 (33 games).  
 Conference: 89, Stephane Lasme, 2006-2007, (16 games).

### Career

Overall: 399, Stephane Lasme, 2003-2007 (118 games).  
 Conference: 223, Stephane Lasme, 2003-2007 (64 games).

## SERVICE

### Single Game

Minutes Played: 54, Lorenzo Sutton, at Rutgers, Feb. 27, 1988 (30T).  
 Opponent: 55, most recently Donald Hodge, Temple, Feb. 11, 1990 (30T).

### Single Season

Games Played: 37, Donta Bright, Dana Dingle, Edgar Padilla, Carmelo Travieso, 1995-1996.  
 Games Started: 37, Donta Bright, Dana Dingle, 1995-1996.  
 Minutes Played: 1,351, Edgar Padilla, 1995-1996 (37 games).  
 Conference Minutes Played: 620, Monty Mack, 1998-1999 (16 games).  
 Minutes Played Per Game: 38.8, twice, most recently Julius Erving, 1969-1970 (969 minutes in 25 games).  
 Conference Minutes Played Per Game: 39.5, Julius Erving, 1970-1971 (395 in 10 games).

### Career

Games Played: 137, Dana Dingle, 1993-1996.  
 Consecutive Games Played: 137, Dana Dingle, 1993-1996.  
 Games Started: 121, Jim McCoy, 1988-1992 (of 126 games).  
 Consecutive Games Started: 112, Carl Smith, 1983-1987 (of 112 games).  
 Minutes Played: 4,391, Monty Mack, 1998-2001 (123 games).  
 Conference Minutes Played: 2,368, Jim McCoy, 1988-1992 (70 games).  
 Minutes Played Per Game: 38.4, Julius Erving, 1969-1971 (52 games).  
 Conference Minutes Per Game: 38.9, Julius Erving, 1969-1971 (20 games).  
 Note: All records since 1948 unless otherwise noted.

# TEAM Records

## POINTS SCORED

### Single Game

Overall: 120, twice, most recently vs. Vermont (84), Jan. 8, 1965.  
Homecourt: 120, twice, most recently vs. Vermont (84), Jan. 8, 1965.

Mullins Center: 102 vs. La Salle, Feb. 28, 2007.

Opponent's Court: 114, at Rutgers (119), Feb. 27, 1988 (30T).

Neutral Court: 115, vs. St. Peter's (86), at Staten Island, N.Y., Dec. 27, 1963.

Half: 67, vs. Vermont, Jan. 8, 1965 (2nd).

Both Teams: 233, vs. Rutgers (119), UMass (114), Feb. 27, 1988 (30T).

Margin of Victory: 70, UMass 108, Maine 38, Feb. 23, 1974.

Margin of Defeat: 57, at Williams 60, UMass 3, Feb. 12, 1908.

Players Scoring in Double Figures: 7 twice: Gary Forbes (20), Rashaun Freeman (18), Stephane Lasme (11), James Life (11), Brandon Thomas (10), Chris Lowe (10), Dante Milligan (10) at Jacksonville State, Nov. 25, 2006 & Chris Coffin (20), Mike Pagliara (18), John Betancourt (15), Tom McLaughlin (11), Rich Vogeley (11), Tom Austin (10), Peter Trow (10), vs. Manhattan, at Philadelphia, Pa., Dec. 28, 1971 (Quaker City Tournament).

Opponent: 121, at Rhode Island (UMass 78), Feb. 5, 1943.

Opponent, Half: 67, St. Bonaventure, Jan. 16, 1989 (2nd).

### Single Season

Overall: 2,934, 2007-2008 (36 games).

Conference: 1,370, 1990-1991 (18 games).

Average: 83.8, 1963-1964 (2,012 in 24 games).

Conference Average: 87.4, 1964-1965 (874 in 10 games).

Opponent: 2,724, 2007-2008 (36 games).

Opponent Average: 84.8, 1988-1989 (2,374 in 28 games).

Opponent Conference: 1,498, 1988-1989 (18 games).

Opponent Conference Average: 83.2, 1988-1989 (1,498 in 18 games).

UMass 100-Point Games: 6, 1971-1972.

Opponent 100-Point Games: 6, 1988-1989.

## FIELD GOALS

### Single Game

Made: 50, vs. Vermont, Jan. 8, 1965 (105 attempts).

Attempted: 105, vs. Vermont, Jan. 8, 1965 (50 made).

Made, Half: 29, vs. Vermont, Jan. 8, 1965 (2nd, 56 attempts).

Percentage: .673, at West Virginia, Feb. 12, 1991 (35-52).

Half Percentage: .813, vs. George Washington, March 9, 2000 (2nd, 13-16, Atlantic 10 Tournament, Philadelphia, Pa.).

Opponent Made: 48, twice, most recently at Syracuse, Jan. 29, 1966 (102 attempts).

Opponent Made, Half: 25, at Syracuse, Jan. 29, 1966 (2nd, 45 attempts).

Opponent Attempted: 102, twice, most recently at Syracuse, Jan. 29, 1966 (48 made).

Opponent Percentage: .631, George Washington, Jan. 30, 1988 (24-38).

Opponent Half Percentage: .772, Dartmouth, at New Rochelle, N.Y., Dec. 12, 1980 (2nd, 17-22, Manufacturer's Hanover Classic).

### Single Season

Made: 1,025, 1976-1977 (2,067 attempts).

Conference Made: 508, 1989-1990.

Attempted: 2,281, 2007-2008 (1006 made).

Conference Attempted: 1,123, 1988-1989.

Percentage: .514, 1973-1974 (818-1,708).

Conference Percentage: .506, 1975-1976 (420-830).

Opponent Percentage: .523, 1980-1981 (857-1,639).

Field Goal Percentage Defense: .309, 1953-1954 (448-1,450).

Conference Field Goal Percentage Defense: .380, 1995-1996 (350-920).

## THREE-POINT FIELD GOALS

### Single Game

Made: 16, vs. Duquesne, Feb. 25, 2009 (36 attempted)

Attempted: 39 AT LA SALLE, MAR. 3, 2010 (13 MADE)

Percentage\*: .750, at Duquesne, Jan. 20, 1996 (9-12).

Opponent Made: 15, at St. Bonaventure, Feb. 15, 2003 (35 attempts).

Opponent Attempted: 35, at St. Bonaventure, Feb. 15, 2003 (15 made).

Opponent Percentage\*: .667, Cincinnati, Jan. 7, 1993 (8-12).

\*Minimum 10 attempts.

## Single Season

Made: 331, 2007-2008 (929 attempts).

Conference Made: 155, 2007-2008 (417 attempts).

Attempted: 929, 2007-2008 (331 made).

Conference Attempted: 417, 2007-2008 (155 made).

Percentage: .465, 1982-1983 (40-86).

Conference Percentage: .443, 1986-1987 (89-201).

Opponent Percentage: .435, 1988-1989 (94-215).

Opponent Conference Percentage: .444, 1986-1987 (55-124).

## FREE THROWS

### Single Game

Made: 44, vs. Duquesne, Jan. 6, 1977 (52 attempts).

Attempted: 60, at Coast Guard, Jan. 8, 1955 (33 made).

Made, No Misses: 18, at New Hampshire, Feb. 23, 1973.

Opponent Made: 39, at Saint Joseph's, Jan. 23, 2008 (54 attempts).

Opponent Attempted: 54, at Saint Joseph's, Jan. 23, 2008 (39 made).

Opponent Made, No Misses: 14, vs. Rhode Island, Feb. 27, 2002.

### Single Season

Made: 725, 1991-1992 (1,089 attempts).

Conference Made: 360, 1991-1992 (543 attempts).

Attempted: 1,089, 1991-1992 (725 made).

Conference Attempted: 543, 1991-1992 (360 made).

Percentage: .754, 1971-1972 (523-694).

Conference Percentage: .775, 1972-1973 (138-178).

Opponent Percentage: .712, 1976-1977 (440-618).

Opponent Conference Percentage: .712, 1995-1996 (237-333).

## REBOUNDS

### Single Game

Overall: 81, vs. St. Michael's, Dec. 29, 1970 (Hall of Fame Tournament, Springfield, Mass.).

Opponent: 88, at Syracuse, Jan. 29, 1966.

### Single Season

Overall: 1,507, 1994-1995 (34 games).

Offensive: 574, 1994-1995 (34 games).

Conference: 744, 1994-1995 (16 games).

Average: 57.3, 1963-1964 (1,375 in 24 games).

Conference Average: 57.2, 1963-1964 (572 in 10 games).

Rebound Margin: +13.2, 1969-1970 (53.1-39.9).

Conference Rebound Margin: +16.2, 1969-1970 (57.1-40.9).

Opponent Average: 54.2, 1965-1966 (1,301 in 24 games).

## ASSISTS

### Single Game

Overall: 32, vs. American International College, Dec. 18, 1970.

Opponent: 32, at Holy Cross, Feb. 6, 1989.

### Single Season

Overall: 612, 1991-1992 (35 games).

Conference: 287, 1994-1995 (16 games).

Opponent: 511, 2007-2008 (36 games).

Opponent Conference: 267, 1985-1986 (18 games).

## TURNOVERS

### Single Game

Fewest: 3, vs. St. Joseph's, Feb. 28, 1990.

Most: 38, at Boston University, Jan. 15, 1980.

Fewest by Opponent: 3, at Xavier, March 2, 2002.

Most by Opponent: 32, St. Joseph's, Feb. 28, 1990.

### Single Season

Fewest: 384, 1987-1988 (27 games).

Fewest Conference: 192, 1991-1992 (16 games).

Most: 602, 1980-1981 (27 games).

Most Conference: 280, 1984-1985 (18 games).

Fewest Per Game: 12.9, 1991-1992 (451 in 35 games).

Most Per Game: 22.3, 1980-1981 (602 in 27 games).

Fewest Opponent: 331, 1986-1987 (27 games).

Fewest Opponent Conference: 183, 2001-2002 (16 games).

Most Opponent: 594, 1993-1994 (35 games).

Most Opponent Conference: 270, 1999-2000 (16 games).

## BLOCKED SHOTS

### Single Game

Overall: 20, vs. West Virginia, Jan. 3, 1995.

OPPONENT: 17, AT RICHMOND, JAN. 13, 2010

### Single Season

Overall: 273, 1994-1995 (34 games).

Conference: 141, 1994-1995 (16 games).

Opponent: 145, 2007-2008 (36 games).

Opponent Conference: 75, 2007-2008 (16 games).

## STEALS

### Single Game

Overall: 21, vs. St. Joseph's, Feb. 28, 1990.

Opponent: 19, at Temple, Feb. 26, 2003.

### Single Season

Overall: 311, 1994-1995 (37 games).

Conference: 147, 1999-2000 (16 games).

Opponent: 275, 1990-1991 (33 games).

Opponent Conference: 143, 2002-2003 (15 games).

## GAMES PLAYED

### Single Season

Overall: 37, 1995-1996 (35-2).

Victories: 35, 1995-1996 (2 losses).

Conference Victories: 15, 1995-1996 (1 loss).

Percentage: 1.000, 1933-1934 (12-0).

Conference Percentage: 1.000, 1970-1971 (10-0).

Losses: 24, 1979-80 (2 wins), 1980-1981 (3 wins).

Conference Losses: 13, 1980-1981 (0-13), 1987-1988 (5-13), 1988-1989 (5-13).

Overtimes: 6, 2004-2005 (5-1 record)

Overtimes, Game: 4, vs. W.P.I., Jan. 24, 1929.

## STREAKS

### Double-Figure UMass Win Streaks

	Win Streak	Started	Ended
1.	26 games	Nov. 28, 1995	Feb. 24, 1996
2.	16 games	Dec. 7, 1994	Feb. 4, 1995
	16 games	Feb. 24, 1933	Jan. 19, 1935
4.	14 games	Jan. 30, 1992	Mar. 26, 1992
5.	13 games	Feb. 15, 1956	Jan. 3, 1957
	13 games	Jan. 30, 1973	Mar. 20, 1973
7.	12 games	Jan. 12, 1993	Feb. 20, 1993
8.	11 games	Feb. 22, 1968	Feb. 27, 1968
	11 games	Dec. 1, 1970	Jan. 23, 1971
	11 games	Feb. 4, 1976	Mar. 6, 1976
11.	10 games	Jan. 31, 1922	Jan. 10, 1923
	10 games	Jan. 28, 1925	Feb. 17, 1926
	10 games	Feb. 5, 1970	Mar. 14, 1970
	10 games	Nov. 28, 1993	Jan. 18, 1994
	10 games	Jan. 3, 1998	Feb. 1, 1998

Longest Single Season Winning Streak: 26 games (First 26 games of 1995-1996 season, ended by George Washington, 86-76, Feb. 24, 1996).

Longest Homecourt Winning Streak: 33 games (Last 10 games of 1992-1993, all 14 games of 1993-1994, first nine games of 1994-1995, ended by George Washington, 80-78, Feb. 14, 1995).

Longest On-Campus Winning Streak: 41 games (Last eight games of 1991-1992, all 11 games of 1992-1993, all 14 games of 1993-1994, first eight games of 1994-1995, ended by George Washington, 80-78, Feb. 14, 1995).

Longest Season-Opening Winning Streak: 26 games (First 26 games of 1995-1996 season, ended by George Washington, 86-76, Feb. 24, 1996).

Longest Conference Winning Streak: 20 games (Last six games in 1994-1995, first 14 games in 1995-1996, ended by George Washington, 86-76, Feb. 24, 1996).

Longest Losing Streak: 29 games (Last 13 games of 1978-1979, first 16 games of 1979-1980, ended vs. Harvard, 67-44, Feb. 2, 1980).

Longest Single Season Losing Streak: 16 games (First 16 games of 1979-1980, ended vs. Harvard, 67-44, Feb. 2, 1980).

Longest Homecourt Losing Streak: 10 games (Last 10 games in 1978-1979, first nine games in 1979-1980, ended vs. New Hampshire, 69-63, Feb. 18, 1980).

Longest Season-Opening Losing Streak: 16 games (First 16 games of 1979-1980, ended vs. Harvard, 67-44, Feb. 2, 1980).

Longest Conference Losing Streak: 33 games (All 10 games in 1978-1979, all 10 games in 1979-1980, all 13 games in 1980-1981, ended at Duquesne, 60-59, Dec. 5, 1981).

Consecutive Postseason Appearances: 9 (1990-1998, seven NCAAs, two NITs).

Consecutive NCAA Appearances: 7 (1992-1998).

# SINGLE-GAME Records

## POINTS SCORED

1. 41	Billy Tindall	vs. Vermont	2/10/68
2. 39	Billy Prevey	at Rhode Island	2/14/52
39	Lorenzo Sutton	at Rutgers	2/27/88
4. 38	Marcus Camby	vs. Dayton	1/4/96
5. 37	Bill Stephens	vs. Springfield	2/14/53
37	Clarence Hill	at Rutgers	12/20/65
37	Billy Tindall	vs. DePaul	12/29/66
37	Julius Erving	at Fordham	1/21/70
37	Julius Erving	at New Hampshire	3/2/70
37	John Hempel	at West Virginia	2/12/83
11. 36	Clarence Hill	vs. Vermont	2/5/66
36	Julius Erving	vs. Syracuse	2/22/71
13. 35	Bob Eichorn	vs. New Hampshire	2/27/60
35	Clarence Hill	vs. Holy Cross	12/14/65
35	Julius Erving	vs. George Washington	2/27/71
35	Mark Donoghue	vs. Duquesne	1/6/77
35	Jim McCoy	vs. St. Joseph's	3/4/89
35	<b>Ricky Harris</b>	<b>Boston College</b>	<b>12/6/08</b>
19. 34	George Burke	vs. Rhode Island	2/10/55
34	Billy Tindall	vs. Texas	12/30/66
34	Julius Erving	vs. Boston University	1/28/70
34	Lou Roe	vs. Arkansas	11/25/94
34	Marcus Camby	at St. Joseph's	1/10/96
34	Lari Ketner	vs. St. Joseph's	2/21/98
34	Monty Mack	at College of Charleston	12/1/98
26. 33	Billy Prevey	vs. Wesleyan	1/17/51
33	Billy Prevey	at Providence	12/15/51
33	Rodger Twitchell	at Maine	3/2/63
33	Billy Tindall	at AIC	1/4/66
33	Julius Erving	vs. New Hampshire	12/13/69
33	Julius Erving	vs. St. Michael's	12/29/70
33	Will Herndon	at George Washington	1/26/91
33	Lou Roe	at Holy Cross	12/11/93
33	Lou Roe	vs. Kansas	12/3/94
33	Carmelo Travieso	at Duquesne	1/20/96
33	Lari Ketner	vs. Dayton	2/1/98
37. 32	George Burke	vs. Maine	2/19/55
32	Jack Foley	vs. Trinity	2/28/56
32	Rodger Twitchell	vs. St. Peter's	12/27/63
32	Pete Bernard	vs. Maine	2/1/64
32	Clarence Hill	at AIC	1/4/66
32	Billy Tindall	at New Hampshire	1/20/68
32	Julius Erving	vs. St. Anselm's	12/1/70
32	Julius Erving	at Holy Cross	2/2/71
32	Jim McCoy	vs. West Virginia	1/3/89
32	Jim McCoy	at Boston University	12/2/90
32	Marcus Camby	vs. Maryland	3/19/94
32	Marcus Camby	vs. Kentucky	11/28/95
32	Donta Bright	vs. Rhode Island	1/17/96
32	Monty Mack	at Xavier	2/12/00
32	<b>RICKY HARRIS</b>	<b>AT RHODE ISLAND</b>	<b>2/6/10</b>
52. 31	Clarence Hill	vs. Boston College	2/2/65
31	Ray Ellerbrook	at Maine	12/19/68
31	Julius Erving	vs. AIC	12/18/70
31	Julius Erving	vs. Colgate	12/30/71
31	John Betancourt	vs. Holy Cross	12/8/71
31	John Murphy	vs. Connecticut	12/11/73
31	Jim Town	vs. Northeastern	2/14/76
31	Mike Pyatt	at Pittsburgh	2/6/77
31	Mark Haymore	vs. George Washington	2/17/79
31	Donald Russell	vs. North Texas	12/29/82
31	Jim McCoy	vs. New Hampshire	12/14/89
31	Jim McCoy	at West Virginia	2/27/92
31	Tony Barbee	vs. South Carolina	12/29/92
31	Marcus Camby	at Virginia Tech	2/17/96
31	Rashaun Freeman	vs. St. Bonaventure	2/28/04
31	Gary Forbes	at Temple	2/11/07
31	<b>RICKY HARRIS</b>	<b>AT LA SALLE</b>	<b>3/3/10</b>
69. 30	George Burke	at Connecticut	2/22/55
30	Doug Grutchfield	vs. Northeastern	2/8/60
30	Tim Edwards	at Evansville	12/26/64
30	Julius Erving	vs. Northeastern	1/31/70
30	Julius Erving	vs. Rider	2/5/70
30	Julius Erving	at Rhode Island	2/17/70
30	Julius Erving	vs. Fordham	1/27/71
30	Julius Erving	vs. Rhode Island	2/19/71
30	John Murphy	vs. UNC Charlotte	11/30/74
30	John Murphy	vs. West Virginia	1/8/75
30	Mark Donoghue	vs. Connecticut	1/31/76
30	Curtis Phauls	at Michigan	12/1/79
30	Lorenzo Sutton	at Northeastern	12/12/87
30	Lorenzo Sutton	vs. Rhode Island	1/25/88
30	Jim McCoy	at Colorado	12/29/90
30	Jim McCoy	at St. Bonaventure	1/12/91
30	Jim McCoy	at Rutgers	12/24/91
30	Lou Roe	vs. Maryland	12/29/93
30	Marcus Camby	vs. Princeton	12/14/94
30	Marcus Camby	vs. Florida	12/3/95
30	Monty Mack	vs. Florida State	12/18/99
30	Kitwana Rhymer	vs. Rhode Island	2/20/01
30	Ricky Harris	at Saint Joseph's	1/23/08

## FIELD GOALS MADE

1. 19	Billy Tindall	vs. Vermont	2/10/68
2. 16	Clarence Hill	vs. Vermont	2/5/66
16	Julius Erving	vs. George Washington	2/27/71
4. 15	Pete Bernard	vs. Maine	2/1/64
15	Clarence Hill	at AIC	1/4/66
15	Ray Ellerbrook	at Maine	12/19/68
15	Julius Erving	vs. AIC	12/18/70
15	Julius Erving	vs. St. Michael's	12/29/70
15	Lou Roe	at Holy Cross	12/11/93

## FIELD GOALS ATTEMPTED

1. 33	Billy Tindall	vs. Vermont	2/10/68
2. 32	Julius Erving	vs. St. Michael's	12/29/70
3. 30	Clarence Hill	at Vermont	12/4/65
30	Gary Forbes	vs. Rhode Island	2/7/08
5. 29	Doug Grutchfield	at Maine	2/6/59
29	Charles O'Rourke	at Providence	3/2/65
29	Ray Ellerbrook	at Maine	12/19/68
29	Julius Erving	at Holy Cross	2/2/71
29	Julius Erving	vs. George Washington	2/27/71
29	Lorenzo Sutton	at Rutgers	2/27/88
11. 28	Four times		

## THREE-POINT FIELD

### GOALS MADE

1. 8	Lorenzo Sutton	at George Washington	1/3/87
8	Rafer Giles	vs. Temple	12/7/87
8	Lorenzo Sutton	vs. Penn State	1/5/88
8	Carmelo Travieso	vs. Temple	2/11/96
8	Carmelo Travieso	vs. Xavier	2/1/97
8	Monty Mack	vs. St. Bonaventure	3/8/01
8	<b>RICKY HARRIS</b>	<b>AT LA SALLE</b>	<b>3/3/10</b>
8. 7	Lorenzo Sutton	vs. Duquesne	2/23/87
7	Lorenzo Sutton	vs. New Hampshire	12/10/87
7	Carmelo Travieso	at Duquesne	1/20/96
7	Carmelo Travieso	at Pittsburgh	1/23/96
7	Carmelo Travieso	vs. Temple	3/9/96
7	Anthony Anderson	vs. Vermont	12/2/03
7	Etienne Brower	vs. Wisc.-Green Bay	11/17/07
7	<b>RICKY HARRIS</b>	<b>VS. OHIO STATE (NIT)</b>	<b>4/3/08</b>
16. 6	<b>FREDDIE RILEY</b>	<b>LA SALLE</b>	<b>1/10/10</b>
		MANY TIMES ADDITIONALLY	

## THREE-POINT FIELD

### GOALS ATTEMPTED

1. 19	<b>RICKY HARRIS</b>	<b>AT LA SALLE</b>	<b>3/3/10</b>
2. 17	Lorenzo Sutton	at Rutgers	2/27/88
3. 16	Monty Mack	at Dayton	2/6/01
16	James Life	vs. Duquesne	1/21/07
5. 15	Rafer Giles	at St. Joseph's	2/6/88
15	James Life	vs. Xavier	3/8/06
7. 14	Lorenzo Sutton	vs. St. Joseph's	1/11/88
14	Lorenzo Sutton	at Duquesne	1/14/88
14	Rafer Giles	vs. George Washington	1/30/88
14	Carmelo Travieso	at Pittsburgh	1/23/96
14	Carmelo Travieso	vs. North Carolina	12/20/96
14	Monty Mack	at St. Joseph's	2/27/01
14	James Life	Dayton	2/25/06
14	<b>FREDDIE RILEY</b>	<b>LA SALLE</b>	<b>1/10/10</b>

## ASSISTS

1. 15	Joe DiSarcina	at Maine	12/19/68
15	Alex Eldridge	vs. Connecticut	12/14/77
15	Carl Smith	vs. Duquesne	1/23/86
4. 14	Dick Conlin	vs. Northeastern	1/3/62
14	Chris Lowe	vs. La Salle	3/5/08
6. 13	Clarence Hill	vs. New Hampshire	2/17/66
13	Alex Eldridge	vs. Bentley	12/17/77
13	Alex Eldridge	at Holy Cross	2/2/78
13	Carl Smith	vs. Rutgers	3/1/84
13	Carl Smith	vs. Duquesne	3/3/84
13	Chris Lowe	vs. Saint Louis	2/7/08
12. 12	Five times- Last	Chris Lowe vs. Holy Cross	12/10/08

## FREE THROWS MADE

1. 19	Julius Erving	at New Hampshire	3/2/70
2. 17	Robert Barrows	vs. Hamilton	2/23/23
17	Al Skinner	at Manhattan	12/16/71
17	Lou Roe	vs. Duquesne	3/2/94
5. 16	Derick Claiborne	vs. Duquesne	1/6/77
6. 15	Mark Donoghue	vs. Duquesne	1/6/77
15	Jim McCoy	vs. New Hampshire	12/14/89
8. 14	Billy Tindall	at New Hampshire	1/20/68
14	Julius Erving	vs. Fordham	1/27/71
14	Donta Bright	vs. Rhode Island	1/17/96
14	Stephane Lasme	vs. Duquesne	3/5/05

## FREE THROWS ATTEMPTED

1. 23	Julius Erving	at New Hampshire	3/2/70
23	Lou Roe	vs. Duquesne	3/2/94
3. 22	George Burke	vs. Rhode Island	2/10/55
4. 20	Billy Tindall	at New Hampshire	1/20/68
20	Tony Barbee	vs. New Hampshire	12/10/91
20	Lou Roe	vs. Kansas	11/26/93

## REBOUNDS

1. 32	Julius Erving	vs. Syracuse	2/22/71
2. 30	Julius Erving	vs. St. Michael's	12/29/70
3. 28	Julius Erving	vs. Providence	12/2/69
28	Julius Erving	at Maine	2/21/70
5. 27	Connie McDonough	vs. A.I.C.	2/10/55
27	Julius Erving	vs. Boston University	1/28/70
27	Julius Erving	vs. Northeastern	1/31/70
27	Jim Town	vs. Boston College	12/12/76
9. 26	Six times		

## STEALS

1. 8	Alex Eldridge	vs. Harvard	11/30/77
8	Alex Eldridge	at Maine	2/11/78
3. 7	Edgar Padilla	at Duquesne	1/20/96
7	Edgar Padilla	vs. Central Florida	3/14/96
5. 6	Matt Ryan	vs. Rutgers	1/5/85
6	Lorenzo Sutton	vs. Keene State	12/9/86
6	Cary Herer	vs. Penn State	3/5/90
6	Edgar Padilla	vs. Stanford	3/19/95
6	Edgar Padilla	vs. St. Joseph's	2/28/96
6	Tyrone Weeks	vs. Cincinnati	12/27/97
6	Charlton Clarke	vs. Virginia Tech	3/4/98
6	Chris Kirkland	at Fordham	2/16/00
6	Shannon Crooks	vs. Iona	11/18/00
6	Maurice Maxwell	vs. Florida State	2/15/05
6	Tony Gaffney	vs. Northern Illinois	11/10/07

## BLOCKED SHOTS

1. 11	Stephane Lasme	vs. St. Francis (N.Y.)	11/22/06
11	Stephane Lasme	vs. George Washington	1/10/07
11	Stephane Lasme	vs. Rhode Island	2/8/07
4. 10	Stephane Lasme	vs. La Salle	2/28/07
5. 9	Harper Williams	vs. Rhode Island	2/1/91
9	Marcus Camby	vs. St. Bonaventure	1/27/96
9	Marcus Camby	at Temple	2/1/96
9	Stephane Lasme	at Davidson	11/22/05
9	Stephane Lasme	at La Salle	1/6/07
9	Stephane Lasme	vs. Alabama	3/13/07
9	Tony Gaffney	Boston College	12/6/08
12. 8	Will Herndon	vs. West Virginia	3/14/90
8	Marcus Camby	vs. Hartford	12/28/93
8	Marcus Camby	at Rutgers	1/4/94
8	Marcus Camby	vs. Temple	1/21/95
8	Marcus Camby	at Temple	2/23/95
8	Stephane Lasme	vs. St. Peter's	12/27/05
8	Tony Gaffney	Jacksonville State	11/24/08
8	Tony Gaffney	Holy Cross	12/10/08

# SINGLE-SEASON Records

## POINTS SCORED

Player	Games	Points	Avg.	Season
1. Julius Erving '72	27	727	26.9	1970-71
2. Gary Forbes '08	36	698	19.4	2007-08
3. Marcus Camby '97	33	675	20.5	1995-96
4. Ricky Harris '10	36	656	18.2	2007-08
5. Lou Roe '95	35	650	18.6	1993-94
6. Julius Erving '72	25	643	25.7	1969-70
7. Jim McCoy '92	31	640	20.6	1989-90
8. Monty Mack '01	32	632	19.8	1999-00
9. Jim McCoy '92	33	623	18.9	1990-91
10. RICKY HARRIS '10	31	613	19.8	2009-10
11. Monty Mack '01	29	566	19.5	2000-01
12. Lou Roe '95	34	560	16.5	1994-95

## SCORING AVERAGE

Player	Games	Points	Avg.	Season
1. Julius Erving '72	27	727	26.9	1970-71
2. Julius Erving '72	25	643	25.7	1969-70
3. Clarence Hill '66	23	554	24.1	1965-66
4. Bill Prevey '52	21	474	22.6	1951-52
5. Clarence Hill '66	23	511	22.2	1964-65
6. Jim McCoy '92	31	640	20.6	1989-90
7. Marcus Camby '97	33	675	20.5	1995-96
8. Jim McCoy '92	28	555	19.82	1988-89
9. RICKY HARRIS '10	31	613	19.77	2009-10
10. Monty Mack '01	32	632	19.75	1999-00
11. Billy Tindall '68	25	489	19.6	1967-68

## FIELD GOALS MADE

Player	FG	FGA	Pct.	Season
1. Julius Erving '72	286	609	.470	1970-71
2. Marcus Camby '97	256	537	.477	1995-96
3. Jim McCoy '92	241	539	.447	1990-91
4. Jim McCoy '92	239	541	.442	1989-90
5. Julius Erving '72	238	468	.509	1969-70
6. Gary Forbes '08	233	572	.407	2007-08
7. Clarence Hill '66	232	527	.440	1965-66
8. Lorenzo Sutton '88	224	445	.503	1985-86
9. Monty Mack '01	221	533	.415	1999-00
10. Lou Roe '95	218	432	.505	1993-94
11. RICKY HARRIS '10	216	506	.427	2009-10
Jim Town '77	216	425	.508	1976-77

## FIELD GOALS ATTEMPTED

Player	FG	FGA	Pct.	Season
1. Julius Erving '72	286	609	.470	1970-71
2. Gary Forbes '08	233	572	.407	2007-08
3. Jim McCoy '92	239	541	.442	1989-90
4. Jim McCoy '92	241	539	.447	1990-91
5. Marcus Camby '97	256	537	.477	1995-96
6. Monty Mack '01	221	533	.415	1999-00
7. Clarence Hill '66	232	527	.440	1965-66
8. RICKY HARRIS '10	216	506	.427	2009-10
9. Ricky Harris '10	209	488	.428	2007-08
10. Clarence Hill '66	213	485	.439	1964-65
11. Monty Mack '01	200	474	.422	1998-99
12. Monty Mack '01	182	472	.386	2000-01
13. Julius Erving '72	238	468	.509	1969-70
Jim McCoy '92	203	468	.434	1991-92

## FIELD GOAL PERCENTAGE \*

Player	FG	FGA	Pct.	Season
1. Will Herndon '92	149	207	.720	1991-92
2. Dante Milligan '08	132	207	.638	2007-08
3. Will Herndon '92	151	239	.632	1990-91
4. Mark Haymore '79	162	259	.625	1977-78
5. Al Skinner '74	196	316	.620	1973-74
6. Stephane Lasme '07	165	270	.611	2006-07
7. Rashaun Freeman '07	206	338	.609	2006-07
8. Will Herndon '92	167	277	.603	1989-90
9. Jackie Rogers '03	148	247	.599	2002-03
10. Horace Neysmith '85	138	232	.595	1983-84
11. Peter Gayeska '69	142	250	.568	1968-69

## 3-POINT FIELD GOALS MADE

Player	3FG	3FGA	Pct.	Season
1. Carmelo Travieso '97	104	258	.403	1995-96
Ricky Harris '10	104	278	.374	2007-08
3. Monty Mack '01	96	266	.361	1999-00
4. Monty Mack '01	95	261	.364	2000-01
5. Carmelo Travieso '97	92	254	.362	1996-97
6. James Life '07	87	223	.390	2006-07
Ricky Harris '10	87	225	.387	2008-09
8. Lorenzo Sutton '88	86	220	.391	1987-88
Monty Mack '01	86	232	.371	1998-99
10. Anthony Anderson '05	82	212	.387	2003-04
11. Lorenzo Sutton '88	79	174	.454	1986-87
12. Anthony Anderson '05	74	189	.392	2002-03

## 3-POINT FIELD GOALS ATT.

Player	3FG	3FGA	Pct.	Season
1. Ricky Harris '10	104	278	.374	2007-08
2. Monty Mack '01	96	266	.361	1999-00
3. Monty Mack '01	95	261	.364	2000-01
4. Carmelo Travieso '97	104	258	.403	1995-96
5. Carmelo Travieso '97	92	254	.362	1996-97
6. Monty Mack '01	86	232	.371	1998-99
7. Ricky Harris '10	87	225	.387	2008-09
RICKY HARRIS '10	68	225	.302	2009-10
9. James Life '07	87	223	.390	2006-07
10. Lorenzo Sutton '88	86	220	.391	1987-88
11. Anthony Anderson '05	82	212	.387	2003-04
12. Anthony Anderson '05	74	189	.392	2002-03

## 3-POINT FIELD GOAL PCT. \*

Player	3FG	3FGA	Pct.	Season
1. John Hempel '86	24	42	.571	1982-83
2. Anton Brown '92	46	96	.479	1991-92
3. Lorenzo Sutton '88	79	174	.454	1986-87
4. Carl Smith '87	42	94	.447	1986-87
5. Jonathan DePina '01	20	45	.444	1999-00
Jerome Malloy '95	24	54	.444	1991-92
7. Etienne Brower '08	82	191	.429	2007-08
8. Rafer Giles '91	60	147	.408	1988-89
9. Derek Kellogg '95	55	136	.404	1994-95
10. Carmelo Travieso '97	104	258	.403	1995-96
11. Anthony Anderson '05	48	121	.397	2004-05

## FREE THROWS MADE

Player	FT	FTA	Pct.	Season
1. Lou Roe '95	210	315	.667	1993-94
2. Gary Forbes '08	175	243	.720	2007-08
3. Julius Erving '72	167	230	.726	1969-70
4. Marcus Camby '97	163	233	.700	1995-96
5. Lou Roe '95	161	228	.706	1994-95
6. Jim McCoy '92	155	203	.764	1989-90
Julius Erving '72	155	206	.752	1970-71
8. Jim McCoy '92	149	227	.656	1991-92
9. Chris Kirkland '00	147	207	.710	1999-00
10. Harper Williams '93	146	199	.734	1991-92
11. Tony Barbee '93	141	203	.695	1990-91

## FREE THROWS ATTEMPTED

Player	FT	FTA	Pct.	Season
1. Lou Roe '95	210	315	.667	1993-94
2. Gary Forbes '08	175	243	.720	2007-08
3. Marcus Camby '97	163	233	.700	1995-96
4. Julius Erving '72	167	230	.726	1969-70
5. Lou Roe '95	161	228	.706	1994-95
6. Jim McCoy '92	149	227	.656	1991-92
7. Chris Kirkland '00	147	207	.710	1999-00
8. Horace Neysmith '85	122	206	.592	1984-85
Julius Erving '72	155	206	.752	1970-71
10. Tony Barbee '93	141	203	.695	1990-91
Jim McCoy '92	155	203	.764	1989-90

## FREE THROW PERCENTAGE \*

Player	FT	FTA	Pct.	Season
1. Mike Pagliara '72	45	51	.882	1971-72
2. Rafer Giles '91	53	61	.869	1990-91
3. Anton Brown '92	65	78	.833	1988-89
Lorenzo Sutton '88	45	54	.833	1986-87
5. Bill Endicott '75	64	77	.831	1974-75
6. Derek Kellogg '95	52	63	.825	1994-95
Rick Voegelé '72	47	57	.825	1971-72
8. Mark Haymore '79	81	99	.818	1978-79
9. Monty Mack '01	94	115	.817	1999-00
10. John Betancourt '72	66	81	.815	1971-72

## REBOUNDS

Player	Games	Rebs	Avg.	Season
1. Julius Erving '72	27	527	19.5	1970-71
2. Julius Erving '72	25	522	20.9	1969-70
3. Jim Town '77	31	351	11.3	1976-77
4. Tim Edwards '67	25	342	13.7	1966-67
5. Jim Town '77	27	334	12.4	1975-76
6. Tim Edwards '67	23	330	14.3	1964-65
7. Rashaun Freeman '07	33	315	9.5	2006-07
8. Charlie O'Rourke '65	24	308	12.8	1963-64
9. Tony Gaffney '09	30	307	10.2	2008-09
10. Charlie O'Rourke '65	24	304	12.7	1964-65
11. Billy Tindall '68	25	300	12.0	1967-68

\* Minimum 200 attempts for field goals, 20 made for three-point field goals and 50 attempts for free throws.

## REBOUNDING AVERAGE

Player	Games	Rebs	Avg.	Season
1. Julius Erving '72	25	522	20.9	1969-70
2. Julius Erving '72	27	527	19.5	1970-71
3. Tim Edwards '67	23	330	14.3	1964-65
4. Tim Edwards '67	25	342	13.7	1966-67
5. Charlie O'Rourke '65	24	308	12.8	1963-64
6. Charlie O'Rourke '65	24	304	12.7	1964-65
7. Jim Town '77	27	334	12.4	1975-76
8. Rodger Twitchell '64	24	292	12.2	1961-62
9. Billy Tindall '68	25	300	12.0	1967-68
10. Rodger Twitchell '64	24	274	11.4	1962-63

## ASSISTS

Player	Games	Assists	Avg.	Season
1. Edgar Padilla '97	37	247	6.7	1995-96
2. Cary Herer '90	31	238	7.7	1989-90
3. Chris Lowe '09	34	214	6.3	2007-08
4. Carl Smith '87	29	212	7.3	1983-84
5. Chris Lowe '09	30	193	6.4	2008-09
6. Carl Smith '87	28	191	6.8	1985-86
7. Alex Eldridge '78	24	174	7.3	1977-78
8. Rick Pitino '74	26	168	6.5	1973-74
9. Joe DiSarcina '69	25	167	6.7	1967-68
10. Anton Brown '92	35	165	4.7	1991-92
11. Edgar Padilla '97	30	164	5.5	1996-97
12. Derek Kellogg '95	31	162	5.2	1992-93

## STEALS

Player	Games	Steals	Avg.	Season
1. Edgar Padilla '97	37	108	2.9	1995-96
2. Cary Herer '90	31	74	2.4	1989-90
3. Edgar Padilla '97	30	65	2.2	1996-97
4. Monty Mack '01	32	62	1.9	1999-00
5. Tony Gaffney '09	30	61	3.0	2008-09
6. Chris Kirkland '00	33	60	1.8	1999-00
7. Shannon Crooks '02	33	58	1.8	1999-00
8. Chris Lowe '09	34	57	1.7	2007-08
9. Will Herndon '92	35	56	1.6	1991-92
10. Ricky Harris '10	36	56	1.6	2007-08
11. Anton Brown '92	28	51	1.8	1988-89
Maurice Maxwell '06	28	51	1.8	2004-05

## BLOCKED SHOTS

Player	Games	Blocks	Avg.	Season
1. Stephane Lasme '07	33	168	5.1	2006-07
2. Marcus Camby '97	33	128	3.9	1995-96
3. Tony Gaffney '09	30	115	3.8	2008-09
4. Stephane Lasme '07	28	108	3.9	2005-06
5. Marcus Camby '97	29	105	3.6	1993-94
6. Marcus Camby '97	30	103	3.4	1994-95
7. Harper Williams '93	33	74	2.2	1990-91
8. Lari Ketner '99	33	73	2.2	1996-97
9. Stephane Lasme '07	28	72	2.5	2004-05
10. Dante Milligan '08	36	69	1.9	2007-08
11. Lari Ketner '99	32	67	2.1	1997-98
12. Edwin Green '84	29	66	2.3	1983-84

## MINUTES PLAYED

Player	Games	Min	Avg.	Season
--------	-------	-----	------	--------

# CAREER Records

## POINTS SCORED

Player	Games	Points	Avg.	Years
1. Jim McCoy '92	126	2374	18.8	1988-92
2. Monty Mack '01	123	2183	17.7	1997-01
<b>3. RICKY HARRIS '10</b>	<b>129</b>	<b>1960</b>	<b>15.2</b>	<b>2006-10</b>
4. Lou Roe '95	134	1905	14.2	1991-95
5. Rashaun Freeman '07	118	1744	14.8	2003-07
6. Lorenzo Sutton '88	110	1731	15.7	1984-88
7. Tony Barbee '93	126	1643	13.0	1989-93
8. Donald Russell '85	110	1558	14.2	1981-85
9. Harper Williams '93	119	1534	12.9	1989-93
10. Mike Pyatt '78	105	1503	14.6	1974-78
11. Horace Neysmith '85	111	1428	13.5	1981-85
12. Edwin Green '84	111	1393	12.5	1980-84
13. Marcus Camby '96	92	1387	15.1	1993-96
14. Julius Erving '71	52	1370	26.3	1969-71
15. Clarence Hill '66	69	1369	19.8	1962-66

## SCORING AVERAGE

Player	Games	Points	Avg.	Years
1. Julius Erving '72	52	1370	26.3	1969-71
2. Clarence Hill '66	69	1369	19.8	1962-66
3. Jim McCoy '92	126	2374	18.8	1988-92
4. Bill Prevey '52	47	838	17.8	1949-52
5. Monty Mack '01	123	2183	17.7	1997-01
6. Billy Tindall '68	74	1277	17.3	1965-68
7. George Burke '56	47	805	17.1	1954-56
8. Doug Grutchfield '61	74	1257	17.0	1958-61
9. Ray Ellerbrook '70	74	1224	16.5	1967-70
10. Rodger Twitchell '64	70	1151	16.4	1961-64

## FIELD GOALS MADE

Player	FG	FGA	Pct.	Years
1. Jim McCoy '92	876	2013	.435	1988-92
2. Monty Mack '01	766	1888	.406	1997-01
3. Rashaun Freeman '07	685	1226	.559	2003-07
4. Lorenzo Sutton '88	683	1518	.450	1984-88
5. Mike Pyatt '78	663	1318	.503	1974-78
6. Lou Roe '95	661	1249	.529	1991-95
<b>7. RICKY HARRIS '10</b>	<b>643</b>	<b>1534</b>	<b>.419</b>	<b>2006-10</b>
8. Edwin Green '84	580	1145	.507	1980-84
9. Clarence Hill '66	565	1284	.440	1962-66
10. Harper Williams '93	554	1080	.513	1989-93

## FIELD GOALS ATTEMPTED

Player	FG	FGA	Pct.	Years
1. Jim McCoy '92	876	2013	.435	1988-92
2. Monty Mack '01	766	1888	.406	1997-01
<b>3. RICKY HARRIS '10</b>	<b>643</b>	<b>1534</b>	<b>.419</b>	<b>2006-10</b>
4. Lorenzo Sutton '88	683	1518	.450	1984-88
5. Mike Pyatt '78	663	1318	.503	1974-78
6. Clarence Hill '66	565	1284	.440	1962-66
7. Donald Russell '85	541	1272	.425	1981-85
8. Lou Roe '95	661	1249	.529	1991-95
9. Tony Barbee '93	525	1244	.422	1989-93
10. Rashaun Freeman '07	685	1226	.559	2003-07

## FIELD GOAL PERCENTAGE\*

Player	FG	FGA	Pct.	Years
1. Will Herndon '92	467	723	.646	1988-92
2. Stephane Lasme '07	378	635	.595	2003-07
3. Mark Haymore '79	353	619	.570	1977-79
4. Rashaun Freeman '07	685	1226	.559	2003-07
5. Al Skinner '74	479	860	.557	1971-74
6. Lou Roe '95	661	1249	.529	1991-95
7. Kitwana Rhymers '02	310	590	.525	1998-02
8. Mark Donoghue '77	324	625	.518	1975-77
9. Jim Town '77	521	1008	.517	1974-77
10. Harper Williams '93	554	1080	.513	1989-93

## 3-POINT FIELD GOALS MADE

Player	3FG	3FGA	Pct.	Years
1. Monty Mack '01	331	910	.364	1997-01
<b>2. RICKY HARRIS '10</b>	<b>276</b>	<b>795</b>	<b>.347</b>	<b>2006-10</b>
3. Anthony Anderson '05	275	705	.390	2001-05
4. Carmelo Travieso '97	245	666	.368	1993-97
5. Rafer Giles '91	221	592	.373	1987-91
6. Lorenzo Sutton '88	178	424	.420	1984-88
7. James Life '07	148	425	.348	2005-07
8. Derek Kellogg '95	138	362	.381	1991-95
9. Edgar Padilla '97	136	431	.316	1993-97
10. Mike Williams '95	123	406	.303	1991-95

## 3-POINT FIELD GOALS ATT.

Player	3FG	3FGA	Pct.	Years
1. Monty Mack '01	331	910	.364	1997-01
<b>2. RICKY HARRIS '10</b>	<b>276</b>	<b>795</b>	<b>.347</b>	<b>2006-10</b>
3. Anthony Anderson '05	275	705	.390	2001-05

4. Carmelo Travieso '97	245	666	.368	1993-97
5. Rafer Giles '91	221	592	.373	1987-91
6. Edgar Padilla '97	136	431	.316	1993-97
7. James Life '07	148	425	.348	2005-07
8. Lorenzo Sutton '88	178	424	.420	1984-88
9. Mike Williams '95	123	406	.303	1991-95
10. Derek Kellogg '95	138	362	.381	1991-95
11. Tony Barbee '93	116	341	.340	1989-93

## 3-POINT FIELD GOAL PCT.\*

Player	3FG	3FGA	Pct.	Years
1. Carl Smith '87	54	122	.443	1983-87
2. Anton Brown '92	92	218	.422	1988-92
3. Lorenzo Sutton '88	178	424	.420	1984-88
4. Jerome Malloy '95	86	215	.400	1991-93
5. Anthony Anderson '05	275	705	.390	2001-05
6. Jonathan DePina '01	56	146	.384	1997-01
7. Derek Kellogg '95	138	362	.381	1991-95
8. Rafer Giles '91	221	592	.373	1987-91
9. Carmelo Travieso '97	245	666	.368	1993-97
10. Monty Mack '01	331	910	.364	1997-01

## FREE THROWS MADE

Player	FT	FTA	Pct.	Years
1. Lou Roe '95	578	838	.690	1991-95
2. Jim McCoy '92	575	810	.710	1988-92
3. Tony Barbee '93	477	657	.726	1989-93
4. Donald Russell '85	458	617	.742	1981-85
5. Harper Williams '93	424	602	.704	1989-93
<b>6. RICKY HARRIS '10</b>	<b>398</b>	<b>533</b>	<b>.747</b>	<b>2006-10</b>
7. Horace Neysmith '85	379	665	.570	1981-85
8. Rashaun Freeman '07	374	604	.619	2003-07
9. Julius Erving '72	322	436	.739	1969-71
10. Monty Mack '01	320	404	.792	1997-01
11. Marcus Camby '97	308	466	.661	1993-96

## FREE THROWS ATTEMPTED

Player	FT	FTA	Pct.	Years
1. Lou Roe '95	578	838	.690	1991-95
2. Jim McCoy '92	575	810	.710	1988-92
3. Horace Neysmith '85	379	665	.570	1981-85
4. Tony Barbee '93	477	657	.726	1989-93
5. Donald Russell '85	458	617	.742	1981-85
6. Rashaun Freeman '07	374	604	.619	2003-07
7. Harper Williams '93	424	602	.704	1989-93
<b>8. RICKY HARRIS '10</b>	<b>398</b>	<b>533</b>	<b>.747</b>	<b>2006-10</b>
9. Dana Dingle '96	277	478	.579	1992-96
10. Marcus Camby '97	308	466	.661	1993-96

## FREE THROW PERCENTAGE\*

Player	FT	FTA	Pct.	Years
1. John Hempel '86	175	217	.806	1982-84
2. Monty Mack '01	320	404	.792	1997-01
3. Bob Eichorn '60	228	288	.792	1957-60
4. Bill Endicott '75	156	198	.788	1972-75
5. Derick Claiborne '78	173	220	.786	1974-78
6. Mike Pagliara '72	146	187	.781	1969-72
7. John Betancourt '72	161	207	.778	1969-72
8. Anton Brown '92	191	248	.770	1988-92
9. Carl Smith '87	268	348	.770	1983-87
10. Rafer Giles '91	172	224	.768	1987-91

## REBOUNDS

Player	Games	Rebs	Avg.	Years
1. Lou Roe '95	134	1070	8.0	1991-95
2. Julius Erving '72	52	1049	20.2	1969-71
3. Rashaun Freeman '07	118	998	8.5	2003-07
4. Horace Neysmith '85	111	935	8.4	1981-85
5. Tim Edwards '67	72	903	12.5	1963-67
6. Jim Town '77	83	879	10.6	1974-77
7. Tyrone Weeks '97	125	858	6.9	1994-98
8. Harper Williams '93	119	854	7.2	1989-93
9. Billy Tindall '68	74	837	11.3	1965-68
10. Charlie O'Rourke '65	72	822	11.4	1962-65

## REBOUNDING AVERAGE

Player	Games	Rebs	Avg.	Years
1. Julius Erving '72	52	1049	20.2	1969-71
2. Tim Edwards '67	72	903	12.5	1963-67
3. Charlie O'Rourke '65	72	822	11.4	1962-65
4. Billy Tindall '68	74	837	11.3	1965-68
5. Rodger Twitchell '64	70	766	10.9	1961-64
6. Jim Town '77	83	879	10.6	1974-77
7. Doug Grutchfield '61	74	782	10.6	1958-61
8. Kirk Leslie '62	61	639	10.5	1959-62
9. Paul Aho '56	67	640	9.6	1953-56
10. Al Skinner '74	79	749	9.5	1971-74

## ASSISTS

Player	Games	Assists	Avg.	Years
1. Chris Lowe '09	124	678	5.5	2005-08
2. Carl Smith '87	112	633	5.7	1983-87
3. Edgar Padilla '97	135	597	4.4	1993-97
4. Alex Eldridge '78	102	518	5.1	1974-78
5. Derek Kellogg '95	120	453	3.8	1991-95
6. Joe DiSarcina '69	64	431	6.7	1966-69
7. Anton Brown '92	109	417	3.8	1988-92
8. Anthony Anderson '05	107	367	3.4	2001-05
9. Charlton Clarke '99	117	350	3.0	1995-99
10. Rick Pitino '74	63	329	5.2	1971-74
11. Al Skinner '74	79	320	4.1	1971-74

## STEALS

Player	Games	Steals	Avg.	Years
1. Edgar Padilla '97	135	249	1.8	1993-97
2. Monty Mack '01	123	154	1.3	1997-01
3. Anthony Anderson '05	107	150	1.4	2001-05
<b>4. RICKY HARRIS '10</b>	<b>129</b>	<b>148</b>	<b>1.1</b>	<b>2006-10</b>
5. Mike Williams '95	109	145	1.3	1991-95
6. Shannon Crooks '02	92	142	1.5	1999-02
Donald Russell '85	110	142	1.3	1981-85
8. Jim McCoy '92	126	141	1.1	1988-92
9. Carl Smith '87	112	139	1.2	1983-87
10. Will Herndon '92	93	137	1.5	1989-92
11. Anton Brown '92	109	135	1.2	1988-92
Tony Barbee '93	126	135	1.1	1989-93

## BLOCKED SHOTS

Player	Games	Blocks	Avg.	Years
1. Stephane Lasme '07	118	399	3.4	2003-07
2. Marcus Camby '97	92	336	3.7	1993-96
3. Harper Williams '93	119	222	1.9	1989-93
4. Lari Ketner '99	94	204	2.2	1996-99
5. Edwin Green '84	111	190	1.7	1980-84
6. Kitwana Rhymers '02	121	184	1.5	1998-02
7. Tony Gaffney '09	65	174	2.7	2007-09
8. Will Herndon '92	93	128	1.4	1989-92
9. Lou Roe '95	134	121	0.9	1991-95
10. Dante Milligan '08	90	100	1.1	2005-08
11. Donta Bright '96	106	93	0.9	1993-96
12. Gabe Lee '05	42	91	2.2	2002-04
Duane Chase '89	86	91	1.1	1985-89

## GAMES PLAYED

Player	Games	Years
1. Dana Dingle '96	137	1992-96
2. Edgar Padilla '97	135	1993-97
3. Lou Roe '95	134	1991-95
4. Carmelo Travieso '97	130	1993-97
<b>5. RICKY HARRIS '10</b>	<b>129</b>	<b>2006-10</b>
6. Jim McCoy '92	126	1988-92
Tony Barbee '93	126	1989-93

# TEAM SINGLE-GAME Records

## 100-POINT GAMES

- 120 vs. Vermont (84), Feb. 15, 1964.  
120 vs. Vermont (84), Jan. 8, 1965.
- 115 vs. St. Peter's (86), Dec. 27, 1963.
- 114 at Rutgers (119), Feb. 27, 1988 (30T). (Loss)
- 112 vs. Vermont (65), Dec. 4, 1971.  
112 vs. Boston University (89), Feb. 15, 1972.
- 110 vs. Duquesne (97), Jan. 6, 1977.
- 109 vs. New Hampshire (62), March 3, 1962.  
109 vs. Rhode Island (64), Feb. 19, 1972.
- 108 vs. Maine (38), Feb. 23, 1974.
- 107 at Colgate (77), Jan. 25, 1966.  
107 at Syracuse (100), Nov. 28, 2007.
- 106 at Maine (81), Dec. 19, 1968.  
106 at Maine (101), Dec. 9, 1975.  
106 vs. Rutgers (94), March 8, 1992.
- 105 at Maine (87), March 4, 1975.  
105 vs. Rutgers (89), Jan. 28, 1989.
- 104 at Boston University (80), Dec. 15, 1954.  
104 at New Hampshire (76), Jan. 8, 1966.  
104 vs. New Hampshire (66), Feb. 18, 1966.  
104 vs. North Texas (110), Dec. 29, 1982. (Loss)  
104 vs. St. Bonaventure (67), Feb. 22, 1992.  
104 vs. Arkansas (80), Nov. 25, 1994.
- 103 vs. Boston University (68), Jan. 28, 1970.  
103 vs. Maine (71), Feb. 28, 1970.  
103 vs. Rhode Island (90), Feb. 12, 1965.  
103 at Vermont (100), March 2, 1976.  
103 at Duquesne (53), Jan. 24, 1995.
- 102 at American-Puerto Rico (65), Dec. 22, 1999.  
102 vs. La Salle (63), Feb. 28, 2007.
- 101 vs. Vermont (66), Feb. 18, 1961.  
101 at Rutgers (82), Dec. 6, 1963.  
101 vs. St. Anselm's (53), Dec. 1, 1971.  
101 vs. Duquesne (87), Jan. 21, 2007.
- 100 vs. Manhattan (72), Dec. 28, 1971.  
100 vs. Maine (66), Feb. 26, 1972.  
100 at Jacksonville State (69), Nov. 25, 2006.  
100 vs. La Salle (63), March 5, 2008.

Note: *UMass is 36-2 when it has scored 100 or more points*

## LARGEST MARGIN OF VICTORY

- 70 at UMass 108, Maine 38, Feb. 23, 1974.
- 55 UMass 67, at Holyoke Consolidated, Jan. 7, 1905.
- 53 at UMass 93, American International 40, Dec. 18, 1970.
- 50 UMass 103, at Duquesne 53, Jan. 24, 1995.
- 49 at UMass 94, Keene State 45, Nov. 25, 1991.
- 48 at UMass 101, St. Anselm's 53, Dec. 1, 1971.  
48 at UMass 90, Boston University 42, Jan. 5, 1993.  
48 at UMass 77, Westover 29, Dec. 22, 1942.
- 47 at UMass 112, Vermont 65, Dec. 4, 1971.  
47 at UMass 109, New Hampshire 62, March 3, 1962.  
47 at UMass 61, Norwich 14, Jan. 15, 1925.

## LARGEST MARGIN OF VICTORY AT MULLINS

- 39 UMass 89, Rhode Island 50, Jan. 22, 2000.  
39 UMass 83, St. Bonaventure 44, Feb. 21, 2007.  
39 UMass 102, La Salle 63, Feb. 28, 2007.
- 37 UMass 98, Dartmouth 61, Nov. 11, 2006.  
37 UMass 100, La Salle 63, March 5, 2008.
- 36 UMass 93, Savannah State 57, Nov. 28, 2005.
- 34 UMass 82, La Salle 48, Feb. 9, 2000.
- 33 UMass 93, Pennsylvania 60, Jan. 14, 1995.
- 31 UMass 79, George Washington 48, Jan. 10, 1998.
- 30 UMass 80, Fordham 50, Jan. 30, 1996.  
30 UMass 82, Fordham 52, Jan. 8, 2000.
- 29 UMass 84, Temple 55, Feb. 11, 1996.  
29 UMass 76, Rhode Island 47, Jan. 30, 1994.

## FEWEST POINTS ALLOWED

(since 51-52)

- 28 at Norwich, Jan. 7, 1950 (UMass 37).
- 30 vs. Northeastern, Dec. 10, 1949 (UMass 39).
- 34 vs. Temple, Jan. 21, 2006 (UMass 60).
- 35 at Temple, Feb. 1, 1996 (UMass 59).
- 36 vs. New Hampshire, Jan. 15, 1949 (UMass 64).
- 37 at Rhode Island, Feb. 22, 2000 (UMass 57).
- 38 vs. Maine, Feb. 23, 1974 (UMass 108).
- 39 at Middlebury, Jan. 6, 1950 (UMass 48).  
39 vs. Maine, Dec. 16, 1967 (UMass 78).
- 40 vs. American International, Dec. 18, 1970 (UMass 93).  
40 vs. College of Charleston, Dec. 2, 1997 (UMass 52).  
40 vs. Virginia Tech, Jan. 2, 1999 (UMass 55).

## FEWEST POINTS SCORED

(since 51-52)

- 25 vs. Clark (45), Dec. 8, 1948.
- 33 at Vermont (53), Feb. 19, 1948.
- 36 at Penn State (50), Feb. 20, 1980.
- 37 vs. Hartwick (60), Feb. 9, 1947.  
37 at Norwich (28), Jan. 7, 1950.
- 38 vs. Fort Devens (43), Jan. 5, 1949.  
38 at Springfield (48), Feb. 11, 1950.  
38 at Temple (69), Feb. 1, 1986.  
38 vs. St. Joseph's (63), Jan. 5, 2002.
- 39 vs. Wesleyan (55), Jan. 19, 1949.  
39 vs. Northeastern (30), Dec. 10, 1949.  
39 at Williams (57), Dec. 16, 1950.  
39 at W.P.I. (72), Dec. 13, 1952.  
39 at Temple (65), Jan. 10, 1985.  
39 vs. St. Bonaventure (43), Jan. 29, 1987.

## 100-POINT GAMES AGAINST

- 121 at Rhode Island, Feb. 5, 1943 (UMass 78).
- 119 at Rutgers, Feb. 27, 1988 (UMass 114, 30T).
- 114 at Syracuse, Jan. 29, 1966 (UMass 72).
- 113 at Evansville, Dec. 26, 1964 (UMass 82).
- 112 at Michigan, Dec. 1, 1979 (UMass 64).
- 111 at Holy Cross, Jan. 3, 1957 (UMass 96).
- 110 by North Texas, Dec. 29, 1982 (UMass 104).
- \*109 by Boston College, Feb. 2, 1965 (UMass 97).
- 108 at West Virginia, Feb. 12, 1983 (UMass 90).
- 107 at Penn State, Jan. 5, 1989 (UMass 79).
- 106 by Florida Tech, Dec. 29, 1988 (UMass 87).  
**106 BY MICHIGAN STATE, NOV. 28, 2009 (UMASS 68).**
- 105 at Duquesne, Feb. 18, 1989 (UMass 74).
- 104 at St. Bonaventure, Jan. 5, 1981 (UMass 80).  
104 at Connecticut, Jan. 30, 1989 (UMass 75).
- 103 at Maine, Feb. 4, 1961 (UMass 65).  
103 at George Washington, Jan. 21, 1989 (UMass 77).  
103 at Rutgers, Feb. 24, 1991 (UMass 96).
- 102 by Rhode Island, Feb. 10, 1955 (UMass 88).  
102 at Providence, March 2, 1965 (UMass 75).  
102 by Fresno State, Dec. 10, 1996 (UMass 81).
- 101 at Bradley, Dec. 28, 1964 (UMass 73).  
101 at Rutgers, Dec. 20, 1965 (UMass 88).  
101 at Boston College, Feb. 8, 1966 (UMass 80).  
*101 at Maine, Dec. 9, 1975 (UMass 106).*  
101 by Pittsburgh, Feb. 24, 1981 (UMass 61).  
101 by Rhode Island, Jan. 25, 1988 (UMass 78).  
101 at George Washington, Feb. 15, 1990 (UMass 95).
- 100 by Holy Cross, Feb. 18, 1965 (UMass 84).  
100 at Fairfield, Dec. 29, 1965 (UMass 82).  
100 by Villanova, Dec. 27, 1971 (UMass 83).  
100 at Duquesne, Jan. 11, 1976 (UMass 69).  
*100 at Vermont, March 2, 1976 (UMass 103).*  
100 at Rhode Island, Feb. 9, 1989 (UMass 76).  
*100 at Syracuse, Nov. 28, 2007 (UMass 107).*

Note: *UMass is 3-32 when allowing 100 or more points (wins in italics).*

\* *Most points vs. UMass in Amherst.*

## MOST POINTS SCORED BY BOTH TEAMS

- 233 at Rutgers 119, UMass 114, Feb. 27, 1988 (30T).
- 214 North Texas 110, UMass 104, Dec. 29, 1982.
- 207 at Holy Cross 111, UMass 96, Jan. 3, 1957.  
207 UMass 106, at Maine 101, Dec. 9, 1975.  
207 at UMass 110, Duquesne 97, Jan. 6, 1977.  
207 UMass 107, at Syracuse 100, Nov. 28, 2007.
- 206 Boston College 109, at UMass 97, Feb. 2, 1965.
- 204 at UMass 120, Vermont 84, Feb. 15, 1964.  
204 at UMass 120, Vermont 84, Jan. 8, 1965.
- 203 UMass 103, at Vermont 100, March 2, 1976.
- 201 UMass 115, St. Peter's 86, Dec. 27, 1963.  
201 at UMass 112, Boston University 89, Feb. 15, 1972.

## FEWEST POINTS SCORED BY BOTH TEAMS (since 51-52)

- 81 Rutgers 41, at UMass 40, Feb. 16, 1981.
- 82 St. Bonaventure 43, at UMass 39, Jan. 29, 1987.
- 86 at Penn State 50, UMass 36, Feb. 20, 1980.
- 88 UMass 47, at Virginia Tech 41, Jan. 29, 2000.
- 89 at Amherst 45, UMass 44, Feb. 4, 1952.  
89 at UMass 47, Stonehill 42, Dec. 1, 1962.  
89 Harvard 45, at UMass 44, Dec. 4, 1982.
- 91 Central Connecticut 46, UMass 45, Dec. 12, 2002  
(at Uncasville, Conn.).
- 92 Columbia 50, at UMass 44, Dec. 29, 1984.  
92 at UMass 52, College of Charleston 40, Dec. 2, 1997.

## LARGEST MARGIN OF DEFEAT

- 57 at Williams 60, UMass 3, Feb. 12, 1908.
- 51 at Dartmouth 52, UMass 1, Dec. 18, 1906.
- 50 at Newport Naval Reserves 56, UMass 6, Jan. 15, 1906.
- 49 at Amherst College 52, UMass 3, Jan. 14, 1903.
- 48 at Wesleyan 55, UMass 7, Dec. 13, 1905.  
48 at Michigan 112, UMass 64, Dec. 1, 1979.  
48 Michigan State 93, UMass 45, Dec. 27, 1985  
(at Albuquerque, N.M.).
- 47 at Holy Cross 51, UMass 4, Jan. 8, 1908.  
47 at Holy Cross 89, UMass 42, Dec. 8, 1953.
- 45 at Rhode Island 84, UMass 39, Feb. 5, 1941.

## LARGEST MARGIN OF DEFEAT AT MULLINS

- 32 Temple 84, UMass 52, Feb. 17, 2001
- 27 Temple 75, UMass 48, Feb. 1, 2000.
- 25 St. Joseph's 63, UMass 38, Jan. 5, 2002.  
25 St. Joseph's 83, UMass 58, Feb. 25, 2004
- 21 Fresno State 102, UMass 81, Dec. 10, 1996.  
21 LaSalle 65, UMass 44, Feb. 8, 2006
- 19 Iona 77, UMass 58, Jan. 5, 1999.
- 18 Boston College 80, UMass 62, Dec. 7, 2002.
- 16 Virginia Tech 63, UMass 47, Jan. 12, 1997.
- 15 Providence 85, UMass 70, Dec. 7, 2000.  
15 Dayton 83, UMass 68, Jan. 29, 2002.  
15 George Washington 76, UMass 61, Jan. 10, 2004

All records since 1948-1949 season, unless otherwise noted.

# TEAM SINGLE-SEASON Records

## VICTORIES

Season	Gms.	Wins
1. 1995-96	37	35
2. 1991-92	35	30
3. 1994-95	34	29
4. 1993-94	35	28
5. 2007-08	36	25
6. 1992-93	31	24
2006-07	33	24
8. 1970-71	27	23
9. 1973-74	26	21
1975-76	27	21
1997-98	32	21
12. 1972-73	27	20
1976-77	31	20
1990-91	33	20

## WIN PERCENTAGE

Season	Rec.	Pct.
1. 1933-34	12-0	1.000
2. 1995-96	35-2	.946
3. 1925-26	12-2	.857
1991-92	30-5	.857
5. 1994-95	29-5	.853
6. 1970-71	23-4	.852
7. 1975-76	21-5	.808
8. 1993-94	28-7	.800
9. 1924-25	11-3	.786
1929-30	11-3	.786

## POINTS SCORED

Season	G	Points	Avg.
1. 2007-08	36	2934	81.5
2. 1991-92	35	2884	82.4
3. 1995-96	37	2768	74.8
4. 1994-95	34	2749	80.9
5. 1993-94	35	2674	76.4
6. 2006-07	33	2551	77.3
7. 1990-91	33	2548	77.2
8. 1976-77	31	2489	80.3
9. 1989-90	31	2314	74.6
10. 1999-00	33	2264	68.6
11. 2009-10	32	2262	70.7
1992-93	31	2262	73.0

## SCORING AVERAGE

Season	G	Points	Avg.
1. 1963-64	24	2012	83.8
2. 1964-65	24	2008	83.7
3. 1975-76	27	2243	83.1
4. 1991-92	35	2884	82.4
5. 2007-08	36	2934	81.5
6. 1994-95	34	2749	80.9
7. 1971-72	26	2099	80.7
1969-70	25	2017	80.7
9. 1976-77	31	2489	80.3
10. 1970-71	27	2151	79.7
11. 1965-66	24	1908	79.5

## FEWEST POINTS ALLOWED

Season	G	Points	Avg.
1. 1949-50	19	865	45.5
2. 1948-49	18	963	53.5
3. 1953-54	22	1331	60.5
4. 1952-53	19	1355	71.3
5. 1951-52	21	1385	66.0
6. 1959-60	24	1597	66.5
7. 1955-56	24	1608	69.9
8. 1968-69	24	1620	67.5
9. 1973-74	26	1632	62.8
10. 1961-62	24	1633	68.0

## FEWEST AVG. POINTS ALLOWED

Season	G	Points	Avg.
1. 1949-50	19	865	45.5
2. 1948-49	18	963	53.5
3. 1953-54	22	1331	60.5
4. 1995-96	37	2307	62.4
5. 1973-74	26	1632	62.8
6. 1998-99	30	1916	63.8
7. 2005-06	28	1785	63.8
8. 1992-93	31	1986	64.1
9. 1996-97	33	2133	64.6
10. 1999-00	33	2138	64.8

## FIELD GOAL

### PERCENTAGE

Season	G	FG	FGA	Pct.
1. 1973-74	26	878	1708	.514
2. 1975-76	27	920	1847	.498
3. 1976-77	31	1025	2067	.496
4. 1991-92	35	1017	2087	.487
5. 2006-07	33	926	1941	.477
1990-91	33	923	1934	.477
1974-75	26	839	1760	.477
8. 1977-78	27	788	1662	.474
9. 1972-73	27	843	1782	.473
10. 1982-83	29	788	1682	.468

## FIELD GOALS MADE

Season	G	FG	FGA	Pct.
1. 1976-77	31	1025	2067	.465
2. 1991-92	35	1017	2087	.487
3. 2006-07	36	1006	2281	.441
4. 1994-95	34	1000	2164	.462
5. 1995-96	37	992	2187	.454
6. 1993-94	35	957	2153	.444
7. 1990-91	33	923	1934	.477
8. 1999-00	33	824	1919	.429
9. 2006-07	33	926	1941	.477
10. 1975-76	27	920	1847	.498

## FIELD GOALS ATT.

Season	G	FG	FGA	Pct.
1. 2006-07	36	1006	2281	.441
2. 1995-96	37	992	2187	.454
3. 1994-95	34	1000	2164	.462
4. 1993-94	35	957	2153	.444
5. 1991-92	35	1017	2087	.487
6. 1976-77	31	1025	2067	.496
7. 2009-10	32	795	1976	.402
8. 1963-64	24	833	1949	.427
9. 2006-07	33	926	1941	.477
10. 1990-91	33	923	1934	.477
11. 1999-00	33	824	1919	.429
12. 1957-58	25	662	1893	.350

## 3-POINT FIELD GOAL PCT.

Season	G	3FG	3FGA	Pct.
1. 1982-83	29	40	86	.465
2. 1986-87	27	130	295	.441
3. 1991-92	35	125	314	.398
4. 1987-88	27	178	466	.382
5. 1984-85	28	48	127	.378
6. 1988-89	28	153	417	.367
7. 2008-09	30	262	721	.363
8. 2006-07	36	331	929	.356
9. 1995-96	37	160	457	.350
10. 2001-02	29	204	587	.348
11. 1992-93	31	155	448	.346
12. 1998-99	30	145	422	.344

## 3-POINT FIELD GOALS MADE

Season	G	3FG	3FGA	Pct.
1. 2006-07	36	331	929	.356
2. 2008-09	30	262	721	.363
3. 2009-10	32	227	754	.301
4. 2001-02	29	204	587	.348
5. 2006-07	33	197	577	.341
6. 2003-04	29	192	573	.335
7. 1994-95	34	180	527	.342
8. 1987-88	27	178	466	.382
9. 2002-03	29	164	544	.301
10. 1995-96	37	160	457	.350
1999-00	33	160	472	.339
2000-01	30	160	486	.329

## 3-POINT FIELD GOALS ATT.

Season	G	3FG	3FGA	Pct.
1. 2006-07	36	331	929	.356
2. 2009-10	32	227	754	.301
3. 2008-09	30	262	721	.363
4. 2001-02	29	204	587	.348
5. 2006-07	33	197	577	.341
6. 2003-04	29	192	573	.335
7. 2002-03	29	164	544	.301

8. 1994-95	34	180	527	.342
9. 2005-06	28	151	495	.305
10. 1993-94	35	157	491	.320

## FREE THROW PERCENTAGE

Season	G	FT	FTA	Pct.
1. 1971-72	26	523	694	.754
2. 1973-74	26	295	397	.743
3. 1972-73	27	333	450	.740
4. 1970-71	27	481	656	.733
5. 1988-89	28	523	727	.719
6. 1980-81	27	422	596	.708
7. 1976-77	31	439	622	.706
1983-84	29	489	693	.706
9. 1969-70	25	463	660	.702
10. 1974-75	26	358	511	.701

## FREE THROWS MADE

Season	G	FT	FTA	Pct.
1. 1991-92	35	725	1089	.666
2. 1995-96	37	624	918	.680
3. 1990-91	33	611	875	.698
4. 1993-94	35	603	954	.632
5. 1992-93	31	595	852	.698
6. 2007-08	36	591	880	.672
7. 1989-90	31	578	829	.697
8. 1994-95	34	569	863	.659
9. 1954-55	24	530	835	.635
10. 1988-89	30	523	727	.719

## FREE THROWS ATTEMPTED

Season	G	FT	FTA	Pct.
1. 1991-92	35	725	1089	.666
2. 1993-94	35	603	954	.632
3. 1995-96	37	624	918	.680
4. 2007-08	36	591	880	.672
5. 1990-91	33	611	875	.698
6. 1994-95	34	569	863	.659
7. 1992-93	31	595	852	.698
8. 1954-55	24	530	835	.635
9. 1989-90	31	578	829	.697
10. 2006-07	33	502	808	.621

## REBOUNDS

Season	G	Rebs	Avg.
1. 1994-95	34	1507	44.3
2. 1995-96	37	1482	40.1
3. 1993-94	35	1466	41.9
4. 1991-92	35	1402	40.1
5. 2007-08	36	1386	38.5
6. 1960-61	26	1365	52.5
7. 1963-64	24	1354	56.4
8. 1976-77	31	1352	43.6
9. 1970-71	27	1348	49.9
10. 2006-07	33	1334	40.4
11. 1969-70	25	1327	53.1

## ASSISTS

Season	G	Assists	Avg.
1. 1991-92	35	612	17.5
2. 1994-95	34	580	17.1
3. 1970-71	27	572	21.2
4. 1973-74	26	570	21.9
5. 2007-08	36	566	15.7
6. 1995-96	37	558	15.1
7. 1993-94	35	544	15.5
8. 1955-56	23	537	23.3
9. 1969-70	25	534	21.4
10. 2006-07	33	522	15.8
11. 1972-73	27	517	19.1

## STEALS

Season	G	Steals	Avg.
1. 1995-96	37	311	8.4
2. 1999-00	33	296	9.0
3. 1991-92	35	295	8.4
4. 2007-08	36	269	7.5
5. 1989-90	31	266	8.6
6. 1994-95	34	265	7.8
7. 1993-94	35	259	7.4
8. 1990-91	33	241	7.3
9. 2004-05	28	233	8.3

10. 1996-97	33	226	6.8
2006-07	33	226	6.8

## BLOCKED SHOTS

Season	G	Blocks	Avg.
1. 1994-95	34	273	8.0
2. 2007-08	36	264	7.4
3. 2006-07	33	246	7.5
4. 1995-96	37	232	6.3
5. 1993-94	35	214	6.1
6. 2005-06	28	202	7.2
7. 1997-98	32	176	5.5
8. 1991-92	35	175	5.0
9. 2008-09	30	166	5.5
9. 1996-97</			

# OVERTIME Records

## Single Overtime

2/2/17	at New Hampshire	W, 22-21
2/22/19	at Albany	L, 18-19
1/31/25	at New Hampshire	W, 18-16
1/29/27	at Maine	L, 25-29
2/16/27	W.P.I.	W, 24-17
1/21/31	Wesleyan	W, 28-23
2/14/31	at New Hampshire	L, 25-27
1/31/33	at Springfield College	L, 30-34
2/22/33	at Amherst	L, 37-40
2/10/34	Rhode Island	W, 48-46
2/16/38	Amherst	L, 43-47
12/16/48	W.P.I.	L, 49-50
2/12/49	Springfield College	L, 44-49
2/9/52	at Springfield College	L, 60-63
12/16/53	Middlebury	L, 50-52
12/27/57	American International	L, 75-80
2/17/59	at Maine	L, 63-72
2/16/59	Connecticut	W, 80-79
1/3/61	at Northeastern	W, 71-70
1/9/61	at Vermont	L, 76-80
1/24/61	Canisius	W, 61-57
1/6/62	at New Hampshire	W, 67-65
12/28/63	Fairfield	W, 89-88
2/29/64	at Maine	L, 90-92
1/23/68	at Vermont	L, 82-85
2/24/68	at Maine	W, 74-66
12/28/68	Tennessee Tech	L, 79-80
2/20/69	at Navy	W, 61-57
12/9/69	Rhode Island	L, 73-77
12/5/70	at Vermont	W, 79-68
12/10/70	at Rhode Island	W, 80-76
2/6/74	at Boston College	L, 74-78
2/9/74	at Connecticut	L, 76-79
3/17/74	Jacksonville NIT	L, 69-73
1/8/75	at West Virginia	L, 85-89
1/21/75	at Rhode Island	W, 73-72

2/8/75	Connecticut	L, 76-80
2/26/76	Providence	W, 81-79
12/1/76	Penn State	L, 70-72
12/11/76	Holy Cross	L, 85-92
2/21/78	at Penn State	L, 69-76
3/2/78	at Duquesne A10	L, 69-76
2/27/79	at Villanova A10	L, 73-78
12/9/80	Bryant	W, 85-76
12/15/83	Connecticut	W, 67-65
1/31/85	Penn State	L, 65-71
2/9/85	at Penn State	W, 79-78
2/21/85	West Virginia	L, 74-76
12/4/85	Connecticut	L, 70-78
1/11/86	Rhode Island	W, 81-75
2/8/86	at Rhode Island	W, 60-59
1/5/87	at Penn State	L, 50-64
1/31/87	George Washington	W, 84-80
1/14/88	at Duquesne	W, 64-62
12/6/89	Yale	W, 75-69
2/1/91	Rhode Island	W, 70-67
2/6/91	West Virginia	L, 82-85
2/24/91	at Rutgers	L, 96-103
3/3/91	George Washington A10	L, 83-84
3/21/91	at Siena NIT	W, 82-80
2/27/92	at West Virginia	W, 74-69
3/22/92	Syracuse NCAA	W, 77-71
2/14/93	West Virginia	W, 64-59
11/24/93	North Carolina PNIT	W, 91-86
1/10/95	at St. Bonaventure	W, 81-76
2/27/95	at West Virginia	W, 97-94
1/10/96	at St. Joseph's	W, 94-89
1/23/96	at Pittsburgh	W, 79-71
2/4/96	at Xavier	W, 78-74
2/28/96	St. Joseph's	W, 68-66
2/1/97	Xavier	L, 84-87
12/27/97	Cincinnati	L, 66-74
1/15/98	UNC Charlotte	W, 68-62
2/21/98	St. Joseph's	W, 82-79

12/29/98	Davidson	L, 66-75
1/28/99	at Dayton	W, 59-57
12/30/00	at Providence	L, 60-61
1/27/01	at Temple	W, 65-64
3/7/02	Xavier	L, 59-65
12/6/03	at Boston College	L, 75-76
1/15/05	at Geotge Washington	W, 76-74
2/19/05	at La Salle	W, 69-66
2/23/05	Rhode Island	W, 70-64
3/9/05	vs. La Salle A10	L, 64-70
3/8/07	vs. Saint Louis A10	L, 71-74
3/13/07	Alabama NIT	W, 89-87
2/10/08	at Temple	L, 70-80
12/6/08	Boston College	L, 81-85
1/21/09	at Charlotte	L, 64-69
1/13/10	AT RICHMOND	L, 63-70
2/11/10	AT DUQUESNE	W, 84-80

1/19/83	Monmouth	W, 87-85
12/11/84	Boston University	L, 70-71
2/27/88	at Rutgers	L, 114-119
2/11/90	at Temple	L, 82-83
1/5/05	Xavier	W, 90-86

## Quadruple Overtime

1/24/29 W.P.I. W, 30-28

A10- Atlantic 10 / Eastern 8 Tournament game

NIT- NIT game

NCAA- NCAA Tournament game

PNIT- Preseason NIT game

Overall Overtime Record: 55-57

Single Overtime Record: 45-46

Double Overtime Record: 5-7

Triple Overtime Record: 4-4

Quadruple Overtime Record: 1-0

Home: 25-24

Away: 27-28

Neutral: 2-4

vs. Atlantic 10 (regular season only): 22-16

Longest Winning Streak: 11 games (3/21/91-2/28/96) - NCAA RECORD

Longest Losing Streak: 5 games, three times (last two: 12/1/76-2/27/79 and 1/8/05-2/23/05)

Note: UMass had an NCAA Record streak of 11 consecutive overtime victories snapped with an 87-84 loss to Xavier on Feb. 1, 1997. The streak began in the 1991 NIT, when the Minutemen downed Siena 82-80. UMass' last overtime loss prior to Xavier came on March 3, 1991, when George Washington won an 84-83 contest in the Atlantic 10 Tournament.

Note: The 2004-05 UMass team went 5-1 in overtime winning its first five extra-session games to set a school and A-10 record. The all-time NCAA record for overtime wins in a season is six.

# MULLINS CENTER Records

## UMass Individual Records

Points	38 Marcus Camby	vs. Dayton	1/6/96
Points in Half	22 Anthony Anderson	vs. Duquesne	2/23/03
FG Made	14 Marcus Camby	vs. Princeton	12/14/94
	14 Rashaun Freeman	vs. St. Bonaventure	2/28/04
FG Attempted	27 Marcus Camby	vs. Dayton	1/6/96
FG Percent (min. 6)	1.000 (7-7) Marcus Camby	vs. Rutgers	1/12/95
3FG Made	8 Carmelo Travieso	vs. Temple	2/11/96
	8 Carmelo Travieso	vs. Xavier	2/1/97
3FG Attempted	16 James Life	vs. Duquesne	1/21/07
3FG Pct. (min. 5 att.)	.857 (6-7) Anthony Anderson	vs. Dayton	1/29/02
FT Made	17 Lou Roe	vs. Duquesne	3/2/94
FT Attempted	23 Lou Roe	vs. Duquesne	3/2/94
FT Percent	1.000 (14-14) Stephane Lasme	vs. Duquesne	3/5/05
	1.000 (14-14) Donta Bright	vs. Rhode Island	1/17/96
	1.000 (10-10) Tony Barbee	vs. Rutgers	2/6/93
	1.000 (8-8) Charlton Clarke	vs. La Salle	2/14/98
	1.000 (8-8) Charlton Clarke	vs. Rhode Island	2/18/98
	1.000 (8-8) Micah Brand	vs. Marshall	12/28/02
Rebounds	18 Rashaun Freeman	vs. St. Bonaventure	2/28/04
Offensive Rebounds	11 Stephane Lasme	vs. Duquesne	1/21/07
Defensive Rebounds	15 Stephane Lasme	vs. Yale	12/28/06
Assists	11 Monty Mack	vs. St. Joseph's	2/21/98
	11 Tiki Mayben	vs. Dartmouth	11/11/06
Blocks	11 Stephane Lasme	vs. St. Francis	11/22/06
	11 Stephane Lasme	vs. G. Washington	1/10/07
	11 Stephane Lasme	vs. Rhode Island	2/8/07
Steals	6 Edgar Padilla	vs. St. Joseph's	2/28/96
	6 Shannon Crooks	vs. Iona	11/18/00

## Opponent Individual Records

Points	35 SirValiant Brown	George Washington	2/29/00
Points in Half	21 SirValiant Brown	George Washington	2/29/00
FG Made	13 Anthony Harris	Miami (Fla.)	1/2/07
FG Attempted	28 Lenny Brown	Xavier	2/20/99
FG Percent (min. 6)	1.000 (7-7) J.J. Grade	George Washington	2/24/96
	1.000 (6-6) Craig Smith	Boston College	12/7/02
3FG Made	8 Marques Green	St. Bonaventure	2/28/04
3FG Attempted	16 Marques Green	St. Bonaventure	2/28/04
3FG Pct. (min. 5 att.)	.833 (5-6) Jason Maile	Pittsburgh	2/7/94
	.833 (5-6) Lawrence Williams	Texas	2/5/00
FT Made	15 Jameer Nelson	St. Joseph's	3/8/03
FT Attempted	20 Jameer Nelson	St. Joseph's	3/8/03
FT Percent	1.000 (12-12) Bevon Robin	Fordham	1/26/99
	1.000 (10-10) Chris Mihm	Texas	2/5/00
	1.000 (8-8) Nate Green	Dayton	1/29/02
Rebounds	17 Carlin Warley	St. Joseph's	2/1/95
Offensive Rebounds	9 Sam Mitchell	Cleveland State	11/18/93
	9 Ryan Perryman	Dayton	2/1/98
	9 J.R. VanHoose	Marshall	11/29/99
Defensive Rebounds	14 Carlin Warley	St. Joseph's	2/1/95
Assists	10 Rashid Bey	St. Joseph's	2/21/98
Blocks	8 Chris Mihm	Texas	2/5/00
Steals	8 Tony Dobbins	Richmond	2/12/03

## UMass Team Highs

Victory Margin	39 (89-50) vs. Rhode Island	1/22/00
	39 (83-44) vs. St. Bonaventure	2/21/07
	39 (102-63) vs. La Salle	2/28/07
Points	102 vs. La Salle	2/28/07
Points in Half	61 vs. St. Joe's (2nd)	2/22/94
Points in OT	12 vs. Xavier	2/1/97
FG Made	40 vs. La Salle	2/28/07
FG Attempted	86 vs. Fresno State	12/10/96
FG Percent	.619 (39-63) vs. Dartmouth	11/11/06
3FG Made	12 vs. Dayton	1/29/02
3FG Attempted	31 vs. G. Washington	3/10/03
3FG Percent	.714 (10-14) vs. Duquesne	1/13/99
FT Made	36 vs. Duquesne	3/2/94
FT Attempted	50 vs. Duquesne	3/2/94
FT Percent	1.000 (4-4) vs. St. Bonaventure	2/13/02
Rebounds	60 vs. St. Joseph's	2/28/96
Offensive Rebounds	32 vs. St. Joseph's	2/28/96
	32 vs. Fresno State	12/10/96
Defensive Rebounds	38 vs. Rhode Island	1/30/94
Assists	25 vs. Temple	2/11/96
Turnovers	26 vs. Manhattan	2/18/94
Blocks	15 vs. St. Bonaventure	1/30/95
Steals	15 vs. Xavier	1/8/05

## UMass Team Lows

Points	38 vs. St. Joseph's	1/5/02
Points in Half	16 vs. Texas (1st)	2/5/00
FG Made	15 vs. St. Joseph's	1/5/02
FG Attempted	35 vs. N. Carolina State	1/2/03
FG Percent	.278 (15-54) vs. St. Joseph's	1/5/02
3FG Made	0 vs. St. Joseph's	2/28/96
	0 vs. Charleston	12/2/97
3FG Attempted	3 vs. Charleston	12/2/97
3FG Percent	.000 (0-6) vs. St. Joseph's	2/28/96
	.000 (0-3) vs. Charleston	12/2/97
FT Made	0 vs. Virginia Tech	1/12/97
FT Attempted	1 vs. Virginia Tech	1/12/97
FT Percent	.000 (0-1) vs. Virginia Tech	1/12/97
Rebounds	20 vs. Temple	2/1/00
Offensive Rebounds	1 vs. Temple	1/24/04
	4 vs. Duquesne	2/23/03
Defensive Rebounds	12 vs. Texas	2/5/00
Assists	3 vs. St. Bonaventure	1/6/00
Turnovers	5 vs. Wyoming	12/7/96
	5 vs. Fordham	1/17/98
	5 vs. Dayton	1/29/02
Blocks	0 vs. St. Joseph's	2/21/98
Steals	1 vs. Fordham	1/17/98

## Opponent Team Highs

Victory Margin	32 (84-52) Temple	2/17/01
Points	102 Fresno State	12/10/96
Points in Half	56 Providence (2nd)	12/7/00
Points in OT	15 Xavier	2/1/97
FG Made	33 Fresno State	12/10/96
FG Attempted	79 Xavier	2/20/99
FG Percent	.605 (26-43) Xavier	2/1/97
3FG Made	12 Duquesne	1/21/07
3FG Attempted	31 Duquesne	1/21/07
3FG Percent	.800 (4-5) Rutgers	1/19/95
FT Made	31 Xavier	2/1/97
FT Attempted	44 George Washington	2/14/95
	44 Xavier	2/1/97
	44 George Washington	3/10/03
FT Percent	1.000 (14-14) Rhode Island	2/27/02
Rebounds	49 Fresno State	12/10/96
Offensive Rebounds	22 Xavier	2/20/99
	22 Rhode Island	1/15/03
Defensive Rebounds	35 Iona	1/5/99
Assists	20 Princeton	12/14/94
Turnovers	27 Pittsburgh	12/7/94
Blocks	9 Pittsburgh	12/7/94
	9 Texas	2/5/00
Steals	13 Xavier	2/1/97
	13 Coll. of Charleston	12/2/97
	13 Maine	12/23/01

## Misc. Records

Most Points - Both Teams: 188UMass 101, Duquesne 87, 1/21/07  
Fewest Points - Both Teams: 92UMass 52, Coll. of Charleston 40  
12/2/97

## Mullins Center Facts

Games: 227 in 18 seasons  
Sellouts (9,493): 59 (last vs. Boston College, Dec. 2, 2006)  
Record: 161-66 (.709)  
Overtime Record: 7-4  
Most Consecutive Winning Seasons: 7, 1992-93 through 1998-99.  
Most Games, Season: 17, 2004-05  
Most Wins, Season: 14, 1993-94  
Most Losses, Season: 7, 2003-04 & 2008-09  
Most Consecutive Wins: 27, all five games in 1992-1993, all 14 games in 1993-1994, first eight games in 1994-1995, ended by George Washington, 80-78, Feb. 14, 1995. (Note: UMass won 38 of first 39 games played at Mullins Center.)  
Most Consecutive Losses: 3, two occasions in 2003-04  
Most Consecutive Conference Wins (includes Atlantic 10 Tournament Games): 18, all five games in 1992-1993; all nine games in 1993-1994, first four games in 1994-1995, ended by George Washington, Feb. 14, 1995.