

# MASSACHUSETTS MEN'S BASKETBALL

Media Contact: Cody Lahl // 845.750.4225 // [clahl@admin.umass.edu](mailto:clahl@admin.umass.edu)

[UMassAthletics.com](http://UMassAthletics.com) // @UMassAthletics // @UMassBasketball

[facebook.com/UMassAthletics](https://facebook.com/UMassAthletics) // Radio: UMass Sports Network

## 2016-17 Schedule

(5-2 Overall, 0-0 Atlantic 10)

(4-1 Home, 1-1 Away, 0-0 Neutral)

DAY	DATE	OPPONENT <sup>TV</sup>	TIME [ET]
Fri.	N11	UMass Lowell	W, 90-76
Mon.	N14	at Ole Miss <sup>SEC Network</sup>	L, 90-88
Thurs.	N17	Temple <sup>NESNplus/ASN</sup>	W, 70-67
Sun.	N20	at Holy Cross (DCU Center)	W, 68-60
Sat.	N26	Harvard	W, 70-66
Wed.	N30	Wagner	W, 62-55
Sat.	D3	UCF	L, 65-62
Thurs.	D8	Pacific#	7 p.m.
Sat.	D10	at Providence <sup>F51</sup>	Noon
Tues.	D13	North Carolina A&T#	7 p.m.
Sat.	D17	Kennesaw State#	1 p.m.
Thurs.	D22	Rider#	7 p.m.
Wed.	D28	at Georgia State	2 p.m.
Fri.	D30	St. Bonaventure*	4 p.m.
Wed.	J4	at George Mason*	7 p.m.
Sat.	J7	at VCU* <sup>NBCSN</sup>	1 p.m.
Wed.	J11	Dayton* <sup>CBSSN</sup>	7 p.m.
Sun.	J15	at Rhode Island* <sup>NBCSN</sup>	2:30 p.m.
Wed.	J18	Saint Joseph's* <sup>NESN/NESNnational/ASN</sup>	7 p.m.
Sat.	J21	Fordham* <sup>NBCSN</sup>	12:30 p.m.
Wed.	J25	at Saint Louis*	8 p.m.
Sat.	J28	George Mason*	1 p.m.
Wed.	F1	at La Salle*	7 p.m.
Tues.	F7	Rhode Island* <sup>CBSSN</sup>	7 p.m.
Sat.	F11	at Saint Joseph's* <sup>NBCSN</sup>	2:30 p.m.
Wed.	F15	at Duquesne*	7 p.m.
Sat.	F18	Davidson* <sup>NBCSN</sup>	Noon
Thurs.	F23	at George Washington* <sup>NESN/NESNnational/ASN</sup>	7 p.m.
Sun.	F26	La Salle* <sup>NESN/NESNnational/ASN</sup>	1 p.m.
Wed.	M1	Richmond*	7 p.m.
Sat.	M4	at St. Bonaventure* <sup>NESN/NESNnational/ASN</sup>	4 p.m.

### Atlantic 10 Championship (Pittsburgh, Pa.)

Wed.	M8	First Round <sup>ASN</sup>	TBA
Thurs.	M9	Second Round <sup>NBCSN</sup>	TBA
Fri.	M10	Quarterfinals <sup>NBCSN</sup>	TBA
Sat.	M11	Semifinals <sup>CBSSN</sup>	TBA
Sun.	M12	Championship Game <sup>CBS</sup>	TBA

\*Atlantic 10 game // #Gotham Classic game // All times

Eastern & subject to change // Home games are **bolded** and played at the Mullins Center in Amherst, Mass.

## UPCOMING PROMOTIONS

Dec. 8 vs. Pacific	Kids Eat Free
	National Brownie Day
Dec. 13 vs. North Carolina A&T	Kids Eat Free
	Ugly Sweater Beanie Hat Giveaway
	National Ice Cream Day
Dec. 17 vs. Kennesaw State	Hockey Doubleheader
	First Responders Night
Dec. 22 vs. Rider	Holiday Party Night, Faculty/Staff Night
	Free hot chocolate & cookies while supplies last
	Ugly Sweater Beanie Hat Giveaway

## TABLE OF CONTENTS

Page 2	Quick Facts, Covering The Minutemen
Page 3	Numerical & Alphabetical Rosters
Page 4	Opponent Series Information
Pages 5-12	Game Notes & Miscellaneous Statistics
Page 13-14	Season Stats and Game-By-Game Box Scores
Page 15	The Last Time UMass...
Pages 16-17	Head Coach Derek Kellogg's Bio
Pages 18-32	2015-16 Minutemen Bios
Page 33	2016-17 Team & Staff Headshot Roster

## UMASS VS. PACIFIC



**Thurs., Dec. 8**  
Mullins Center (9,493)  
Amherst, Mass.



**A-10 Network (Free)**  
Josh Maurer and Tim Collins



**UMass Sports Network**  
105.5 FM WEEI, 830 AM WCRN,  
95.9 WATD, 1200 AM WXKS  
Josh Maurer and Tim Collins



**Live Stats**  
Available on [UMassAthletics.com](http://UMassAthletics.com)



**Twitter**  
[@UMassBasketball](https://twitter.com/UMassBasketball)  
[@UMassAthletics](https://twitter.com/UMassAthletics)



**Instagram**  
[@UMassBasketball](https://www.instagram.com/UMassBasketball)  
[@UMassAthletics](https://www.instagram.com/UMassAthletics)



**Head-To-Head Series**  
First meeting

## UMASS NUMBERS TO KNOW

- 53,000** Square footage of the Champions Center, the state-of-the-art practice facility for UMass men's and women's basketball finished before the 2015-16 season.
- 928** Career points for junior **Donte Clark** in 71 games played. At this pace (13.1 per game), Clark will reach 1,000 during the end of the non-conference schedule. He is the leading scorer among active Minutemen.
- 717** Points for **Zach Lewis** as a member of the Canisius program (11.0 per game; 2013-15). Lewis enters his first year eligible to play at UMass after transferring prior to 2015-16.
- 515** Points for **Donte Clark** in 2015-16, making Clark and **Trey Davis** (599) the first UMass duo to post 500+ points in the same season during the Derek Kellogg era.
- 145** Wins for head coach **Derek Kellogg** at UMass, third-most in team history. He is currently fifth among active coaches and 15th all-time among all Atlantic 10 institution leaders historically.
- 45** Consecutive games with at least seven points by **Donte Clark**, dating back to his freshman season. Clark's 928 career points makes him the active leader among Minutemen.
- 28** Steals by **Luwane Pipkins**, the second-most by volume in NCAA D-I. He is currently first for steals per game (4.0).
- 20** **Tyrn Flowers'** points against UCF, the fifth Minuteman to eclipse 20 points in a game this season. He was 7-of-12 overall (6-10 on 3-pointers).
- 18** Games in the Mullins Center for UMass in 2016-17, the most regular season home contests for the program in team history.
- 8** Steals for **Luwane Pipkins** against UMass Lowell, tied for the most in one game in program history. He is the only player in NCAA D-I with two games of seven or more steals.
- 7** Newcomers in their first season of competition with the Minutemen: **Chris Baldwin**, **Tyrn Flowers**, **Brison Greshman**, **DeJon Jarreau**, **Zach Lewis**, **Unique McLean** and **Luwane Pipkins**.
- 1** Rank for the current freshman class across the Atlantic 10 Conference according to ESPN Recruiting Services, 247Sports and Rivals.
- .824** **Malik Hines'** field goal percentage through seven games played (14-of-17). Hines would rank first in the A-10 with the necessary amount of attempts per game.

UMASS	THE MATCHUP	PACIFIC
72.9	Scoring Offense	73.1
68.4	Scoring Defense	75.3
+4.4	Scoring Margin	-2.2
(.425)	Field Goal Percentage	(.385)
(.284)	3-Point FG Percentage	(.343)
(.634)	Free Throw Percentage	(.679)
(.389)	FG Percentage Defense	(.451)
(.294)	3FG Percentage Defense	(.345)
37.6	Rebounding Offense	41.0
37.6	Rebounding Defense	37.9
+0.0	Rebounding Margin	+3.1
16.4	Assists Per Game	10.3
16.5	Turnovers Per Game	12.4
1.0	Assist-Turnover Ratio	0.8

## 2016-17 MASSACHUSETTS MEN'S BASKETBALL ROSTER

NO.	NAME	POS	YR	MPG	PPG	RPG	A/S/B	INDIVIDUAL NOTE(S)
2	Luwane Pipkins	G	Fr.	31.1	11.1	4.0	3.0	Third in the nation for steals per game (3.5); at least 3 steals in 4 games
1	Zach Lewis	G	R-Jr.	27.3	9.7	1.1	1.4	10 points (5-11 FG) in 1st start at UMass (vs. Harvard; Nov. 26)
0	Donte Clark	G	Jr.	30.3	15.1	5.4	3.3	29 pts vs. Harvard; At least eight points in each of last 44 games
33	Seth Berger	F	R-Jr.	16.5	3.5	3.7	0.6s	Shooting 69.2% on the season (9-13); 13 pts (6-6 FG, 1-2 FT) at Holy Cross
45	Rashaan Holloway	C	So.	17.7	8.1	5.1	1.1b	Scored in double-digits in 3 games this season; multiple blocks in 3 as well
3	DeJon Jarreau	G	Fr.	23.4	10.0	3.6	5.0a	Missed 2 games to injury; returned with 13 minutes vs. UCF
4	Unique McLean	G	Fr.	-	-	-	-	No. 5 in Massachusetts (ESPN), three-star grade (ESPN)
5	Chris Baldwin	F	Fr.	7.3	1.4	2.6	0.4b	Suffered broken nose vs. Harvard; cleared to play wearing face mask
10	Malik Hines	F	So.	13.6	5.3	3.3	0.9s	Career high 14 pts (4-5 FG, 6-7 FT) vs. Wagner
11	Rayshawn Miller	G	So.	1.0	0.0	0.0	0.0	Walk-on guard with eight career games played
14	Zach Coleman	F	R-Jr.	14.3	1.0	2.0	0.7s	DNP in two games due to coach's decision; starter at forward in two games
23	C.J. Anderson	G	Jr.	20.7	4.9	2.4	3.0a	Career high 19 pts (8-11 FG, 3-4 3FG) vs. Wagner
24	Tyrn Flowers	F	Fr.	12.9	6.3	3.9	0.4a	Personal best 20 pts (7-11 FG, 6-10 3FG), 9 rebs vs. UCF
34	Zach Turcotte	F	Sr.	1.0	0.0	0.0	0.0	Walk-on forward with nine career games played
55	Brison Greshman	F/C	Fr.	6.5	1.0	2.0	1.0s	Cleared by the NCAA to compete on Tues., Nov. 29; eligible immediately

# UNIVERSITY OF MASSACHUSETTS MEN'S BASKETBALL GAME NOTES

## COVERING THE MINUTEMEN (WEEK OF SUNDAY, DEC. 4, 2016)

SUNDAY	MONDAY	TUESDAY	WEDNESDAY	THURSDAY	FRIDAY	SATURDAY
* No media availability	* No media availability	* Head coach Derek Kellogg and selected student-athletes available at the Champions Center at 2 p.m.	* No media availability	* Game vs. Pacific at the Mullins Center at 7 p.m.	* No media availability	* Game vs. Providence at the Dunkin' Donuts Center at Noon.

### 2016-17 TEAM QUICK FACTS

#### UNIVERSITY OF MASSACHUSETTS INFORMATION

Location	Amherst, Mass.
Founded	1863
Enrollment	29,269
Nickname	Minutemen
Colors	Maroon (PMS 506) and White
Affiliation	NCAA Division I
Conference	Atlantic 10
President	Martin T. Meehan (UMass Lowell '78)
Chancellor	Kumble Subbaswamy (Indiana [Pa.] '75)
Athletic Director	Ryan Bamford (Ithaca '00)

#### MEN'S BASKETBALL TEAM HISTORY

Program Started	1899-1900
All-Time Program Record	1,267-1,115 (.532)
All-Time Conference Record	474-334 (.587)
NCAA Tournament Appearances/Last	Nine/2013-14 Second Round
All-Time NCAA Tournament Record	11-9
NIT Appearances/Last	13/2012-13 First Round
All-Time NIT Record	13-14

#### HOME VENUE INFORMATION

Home Court	William D. Mullins Memorial Center (9,493)
Debut	Feb. 4, 1993

#### MEN'S BASKETBALL STAFF

Head Coach (Alma Mater)	Derek Kellogg (Massachusetts, '95)
Record at Massachusetts/Years	145-121 (.545)/Ninth
Career Record/Years	Same
Associate Head Coach	Shyrone Chatman (Memphis '02)
Assistant Coaches	Adam Ginsburg (Buffalo '97); Andy Allison (Youngstown State '00)
Director of Operations	Tom Doherty (Dowling '00)
Assistant Director of Operations	Lou Roe (Massachusetts '13)
Video Operations Coordinator	Matt Vogel (Massachusetts '09)
Academic Advisor	Matt Komer (Massachusetts '96)
Athletic Trainer	Dave Maclutsky (SUNY Brockport '96)
Strength & Conditioning Coach	Rich Casella (Massachusetts '13)
Administrative Assistant	Bonnie Otto

#### TEAM INFORMATION

2015-16 Overall Record	14-18
2015-16 Atlantic 10 Record/Finish	6-12/t-10th
Starters Returning/Lost	1/4
Letterwinners Returning/Lost	8/5
Newcomers	6

### UMASS MEN'S BASKETBALL GAME WEEK

#### A-10 WEEKLY TELECONFERENCE

Each Monday morning during the Atlantic 10 Conference league slate (January through March), all A-10 coaches will participate in a weekly teleconference with the media. UMass head coach **Derek Kellogg** and his Atlantic 10 compatriots will address questions directly from the media beginning at 10 a.m. Interested media outlets looking to participate in the A-10 teleconference should call Drew Dickerson at 757-706-3058 for the teleconference number and login credentials.

#### COACH AND STUDENT-ATHLETE INTERVIEWS

The UMass Athletic Communications Office organizes all interviews for the men's basketball program, its coaches, student-athletes and administrative support staff. Submitted all interview requests to primary contact **Cody Lahl** (clahl@admin.umass.edu or 845-750-4225) ahead of the expected interview time, preferably 24 hours notice, to give the staff the time needed to organize the interview. Personal phone numbers for student-athletes, coaches or administrators will not be given out to the media.

#### CREDENTIAL REQUESTS

Please submit all game credential requests for contests at the Mullins Center to men's basketball contact **Cody Lahl** at clahl@admin.umass.edu. Please submit your credential requests a minimum of one week in advance of the contest to all for shipping and delivery.

#### POSTGAME MEDIA ACCESS

All postgame interviews for home games played in the Mullins Center will be held in the Green Room following a 10-minute cooling off period. The visiting head coach and selected visiting players will be available for the media first followed by UMass head coach **Derek Kellogg** and his Minutemen. The media will not be given access to team-specific areas, such as the locker room, for interviews.

### UMASS ATHLETIC COMMUNICATIONS STAFF

Address	290 Boyden Building
	131 Commonwealth Ave.
	Amherst, MA 01003
Website	UMassAthletics.com
Twitter	@UMassAthletics; @UMassBasketball; @CoachKellogg
Men's Basketball Contact	Cody Lahl; Associate Director, Athletic Communications
Email	clahl@admin.umass.edu
Phone	845-750-4225 (preferred method of contact)
Associate AD/Communications & PR	Molly O'Mara (FB, Ryan Bamford)
Assistant AD/Communications	John Sinnett (WSOC, MSOC, WBB, WLAX, S&D, TEN)
Associate Director, Communications	Jillian Jakuba (HCK, BB, XC, TF)
Associate Director, Communications	Cody Lahl (MBB, MLAX, FH, ROW, FB [2ND])
Assistant Director, Communications	TBA

# UNIVERSITY OF MASSACHUSETTS MEN'S BASKETBALL ROSTER

## NUMERICAL ROSTER

No.	Name	Pos.	Ht./Wt.	Year	Hometown/High School/Previous College
0	Donte Clark	G	6-4/192	Jr.	Charlotte, N.C./Hargrave Military Academy (Va.)
1	Zach Lewis	G	6-3/185	R-Jr.	Windsor, Conn./Northwest Catholic/Canisius
2	Luwane Pipkins	G	5-11/185	Fr.	Chicago, Ill./Bogan
3	DeJon Jarreau	G	6-5/182	Fr.	New Orleans, La./McDonough 35
4	Unique McLean	G	6-2/175	Fr.	Brooklyn, N.Y./The MacDuffie School (Mass.)
5	Chris Baldwin	F	6-8/235	Fr.	Springfield, Mass./Notre Dame Prep
10	Malik Hines	F	6-10/255	So.	Jackson, Miss./Murrah
11	Rayshawn Miller	G	6-1/200	So.	Boston, Mass./Boston Latin Academy
14	Zach Coleman	F	6-7/218	R-Jr.	Dallas, Texas/Woodrow Wilson
23	C.J. Anderson	G	6-6/207	Jr.	Memphis, Tenn./Arlington
24	Tyrn Flowers	F	6-9/202	Fr.	Waterbury, Conn./Sacred Heart HS
33	Seth Berger	F	6-8/212	R-Jr.	Seattle, Wash./Ballard
34	Zach Turcotte	F	6-7/224	Sr.	Boxford, Mass./Masconomet Regional
45	Rashaan Holloway	C	6-11/310	So.	Elmer, N.J./Schalick
55	Brison Gresham	F/C	6-9/220	Fr.	New Orleans, La./McDonough 35

## ALPHABETICAL ROSTER

No.	Name	Pos.	Ht./Wt.	Year	Hometown/High School/Previous College
23	C.J. Anderson	G	6-6/207	Jr.	Memphis, Tenn./Arlington
5	Chris Baldwin	F	6-8/235	Fr.	Springfield, Mass./Notre Dame Prep
33	Seth Berger	F	6-8/212	R-Jr.	Seattle, Wash./Ballard
0	Donte Clark	G	6-4/192	Jr.	Charlotte, N.C./Hargrave Military Academy (Va.)
14	Zach Coleman	F	6-7/218	R-Jr.	Dallas, Texas/Woodrow Wilson
24	Tyrn Flowers	F	6-9/202	Fr.	Waterbury, Conn./Sacred Heart HS
55	Brison Gresham	F/C	6-9/220	Fr.	New Orleans, La./McDonough 35
10	Malik Hines	F	6-10/255	So.	Jackson, Miss./Murrah
45	Rashaan Holloway	C	6-11/310	So.	Elmer, N.J./Schalick
3	DeJon Jarreau	G	6-5/182	Fr.	New Orleans, La./McDonough 35
1	Zach Lewis	G	6-3/185	R-Jr.	Windsor, Conn./Northwest Catholic/Canisius
4	Unique McLean	G	6-2/175	Fr.	Brooklyn, N.Y./The MacDuffie School (Mass.)
11	Rayshawn Miller	G	6-1/200	So.	Boston, Mass./Boston Latin Academy
2	Luwane Pipkins	G	5-11/185	Fr.	Chicago, Ill./Bogan
34	Zach Turcotte	F	6-7/224	Sr.	Boxford, Mass./Masconomet Regional

**Head Coach:** Derek Kellogg (Massachusetts '95), Ninth Season

**Associate Head Coach:** Shyrone Chatman (Memphis '02), Ninth Season

**Assistant Coach:** Adam Ginsburg (Buffalo '97), 12th Season

**Assistant Coach:** Andy Allison (Youngstown State '00), Ninth Season

**Director of Basketball Operations:** Tom Doherty (Dowling '00), Sixth Season

**Assistant Director of Operations:** Lou Roe (Massachusetts '13), Fourth Season

**Video Operations Coordinator:** Matthew Vogel (Massachusetts '09), Eighth Season

**Strength and Conditioning Coach:** Rich Casella (Massachusetts '13), Third Season

**Athletic Trainer:** Dave Maclutsky (SUNY Brockport '96), 10th Season

## GAMES PLAYED & STARTED

CAREER TOTAL BY PLAYER			2016-17 BY PLAYER		
MINUTEMAN	GAMES	STARTS	MINUTEMAN	GAMES	STARTS
C.J. Anderson	68	11	C.J. Anderson	7	-
Chris Baldwin	7	-	Chris Baldwin	7	-
Seth Berger	63	20	Seth Berger	6	5
Donte Clark	71	57	Donte Clark	7	7
Zach Coleman	62	13	Zach Coleman	4	2
Tyrn Flowers	7	-	Tyrn Flowers	7	-
Brison Gresham	2	-	Brison Gresham	-	-
Malik Hines	23	-	Malik Hines	7	-
Rashaan Holloway	37	21	Rashaan Holloway	7	7
DeJon Jarreau	5	4	DeJon Jarreau	5	4
Unique McLean	-	-	Unique McLean	-	-
Rayshawn Miller	8	-	Rayshawn Miller	1	-
Luwane Pipkins	7	7	Luwane Pipkins	7	7
Zach Lewis	73*	56*	Zach Lewis	7	3
Zach Turcotte	9	-	Zach Turcotte	1	-

\*Includes at Canisius College (2013-15)

## BY POTENTIAL POSITIONS

### Forward (7)

Chris Baldwin  
Seth Berger  
Zach Coleman  
Tyrn Flowers  
Brison Gresham  
Malik Hines  
Zach Turcotte

### Guard (7)

C.J. Anderson  
Donte Clark  
DeJon Jarreau  
Zach Lewis  
Unique McLean  
Rayshawn Miller  
Luwane Pipkins

### Center (2)

Brison Gresham  
Rashaan Holloway

## BY ELIGIBILITY

### Senior (1)

Zach Turcotte

### Sophomore (3)

Malik Hines  
Rashaan Holloway  
Rayshawn Miller

### Junior (5)

C.J. Anderson  
Seth Berger (RS)  
Donte Clark  
Zach Coleman (RS)  
Zach Lewis (RS)

### Freshman (6)

Chris Baldwin  
Tyrn Flowers  
Brison Gresham  
DeJon Jarreau  
Unique McLean  
Luwane Pipkins

## BY HOME STATE

### Connecticut

Tyrn Flowers  
Zach Lewis

### New York

Unique McLean

### Illinois

Luwane Pipkins

### North Carolina

Donte Clark

### Louisiana

Brison Gresham  
DeJon Jarreau

### Mississippi

Malik Hines

### Tennessee

C.J. Anderson

### Massachusetts

Chris Baldwin  
Rayshawn Miller  
Zach Turcotte

### Texas

Zach Coleman

### New Jersey

Rashaan Holloway

### Washington

Seth Berger

## PRONUNCIATION GUIDE

Donte Clark	dahn-TAY
Tyrn Flowers	ty-RIN
Brison Gresham	BRY-son (rhymes with "tie")
Rashaan Holloway	ruh-SHAWN HALL-oh-WAY
Malik Hines	muh-LEEK
DeJon Jarreau	duh-john juh-ROW
Luwane Pipkins	lew-WAHN
Zach Turcotte	turr-COT

# UNIVERSITY OF MASSACHUSETTS MEN'S BASKETBALL GAME NOTES

## UMASS BASKETBALL FASTBREAK POINTS

### University of Massachusetts men's basketball...

- Head coach **Derek Kellogg** is in his ninth season at the helm of the program in 2015-16. Kellogg, a 1995 graduate of the University of Massachusetts, sports a 145-121 career record currently, the third-most wins by a head coach in the more-than 100-year history of the program and the 15th-most in the history of the Atlantic 10 Conference.
- Newcomers provide an average of 39.5 points per game led by **Luwane Pipkins** (11.1), **DeJon Jarreau** (10.0) and **Zach Lewis** (9.7). **Tyrn Flowers** adds 6.3 per game, **Chris Baldwin** scores 1.4 on average and **Brisen Gresham** adds 1.0 per game. It equates to 54.2 percent of the team's total points per game over the opening seven games. Jarreau, Pipkins and Lewis are three of the top four scoring Minutemen, behind only Donte Clark's 15.1 averaged per game.
- Freshman guard **Luwane Pipkins** tied the program record with eight steals against UMass Lowell. It was his first collegiate game. He has 28 on the season through seven contests, the most per game average (4.0) in NCAA Division I men's basketball and the second-highest total by volume.
- Is one of only eight teams in the nation averaging at least 10.0 steals per game. The Minutemen are fifth in NCAA Division I with 10.4 per game. They are second in the A-10 to only Fordham (11.9).
- Sports the 45th-best field goal percentage defense in the nation and the third-best mark in the Atlantic 10 through games on Sun., Dec. 3. The Minutemen held opponents to a combined 38.9 field goal percentage over the opening seven games of the season.
- Junior guard **Donte Clark** has at least seven points in each of his last 45 career games. He has scored double-figures in 37 of those contests.
- Only has one senior on the roster, walk-on forward **Zach Turcotte**. The Minutemen are the only team in the Atlantic 10 with one or fewer seniors.
- Forced the 14th-most turnovers in NCAA Division I through games on Dec. 3 with an average of 18.1 for each of the seven opponents so far in 2016-17. It's also the second-best mark in the Atlantic 10.
- Hosts 18 games at home in the Mullins Center, a program record for the regular season. The slate is split evenly between non-conference and Atlantic 10 play.
- Junior guard **Donte Clark** was named to the Atlantic 10 Preseason All-Conference Team, one of only five non-seniors recognized on the yearly preseason accolades list.
- Head coach **Derek Kellogg** promoted **Shyrone Chatman** to associate head coach prior to the start of the year. Chatman's first season as associate head coach doubles as his sixth campaign on the coaching staff after he spent the previous five years as an assistant.
- Played UMass Lowell in the first game of the 2016-17 season between NCAA Division I teams thanks to the 4 p.m. matinee tipoff at the Mullins Center. Massachusetts won, 90-76.
- Head coach **Derek Kellogg** inked a recruiting class that ranks among the most highly touted nationally with **Chris Baldwin**, **Tyrn Flowers**, **Brisen Gresham**, **DeJon Jarreau** and **Unique McLean**. The quintet combined to give the Minutemen the top class in the A-10 according to 247Sports, ESPN and Rivals. The rankings do not reflect the addition of **Luwane Pipkins** (2015-16 academic non-qualifier) or **Zach Lewis** (transfer from Canisius College).
- The Minutemen moved into their new home during the Summer 2015, the John Francis Kennedy Champions Center for UMass Basketball. The 53,000 square foot dedicated facility features full practice courts, a strength and conditioning suite, state-of-the-art athletic training space, office and meeting areas for the coaches and team, a theatre-style film room, a UMass basketball hall of fame as well as additional spaces for team meals, equipment management and miscellaneous team-related resources.

## UMASS-PACIFIC GAME PREVIEW

UMass and Pacific begin the Gotham Classic with a Thurs., Dec. 8 contest at the Mullins Center at 7 p.m. The duo represents two of the five participating teams, joined by Kennesaw State, North Carolina A&T and Rider. It is the first meeting between the Minutemen and the Tigers in the history of the programs.

Pacific is 3-4 overall on the season with all three victories coming at home and each of the four losses in true road games. The Tigers have alternated between wins and losses throughout the young season, beginning with a 119-80 defeat at No. 20 UCLA. The trip to Amherst will be the team's second time outside the State of California this season and its only one East of the Mountain Time Zone.

Ray Bowles' 14.6 points per game ranks first among Tigers, though Bowles is shooting just 31.0 percent from the field (31-of-100) and 22.9 percent beyond the arc (8-for-25) through seven games. He is followed by T.J. Wallace (13.1), Jack Williams (12.1) and David Taylor (10.1) in the scoring column. Williams provides a team-best 7.0 rebounds per game while Wallace holds the top spot in distributions (18 assists, 2.6 per game).

Former NBA point guard Damon Stoudamire is in his first season as the program's head coach following a pair of coaching stints with former UMass head coach John Calipari (2011-13, 2015-16) and a stop at his alma mater, Arizona, in between from 2013-15. Stoudamire was the seventh overall selection in the 1995 NBA Draft by the Toronto Raptors. He played 13 seasons in the league (1995-2008) for Toronto, Portland, Memphis and San Antonio, averaging 13.4 points, 6.1 assists and 3.4 rebounds in 878 career appearances.

## LUWANE STRIP-KINS, FAST-HANDED MINUTEMAN

Freshman guard **Luwane Pipkins** has the most steals per game (4.0) across NCAA Division I men's basketball and is second in total steals (28) through games on Sun., Dec. 4. He is the only player in NCAA Division I with two games of seven or more steals this season (8 vs. UMass Lowell; 7 vs. UCF).

His eight against UMass Lowell also rank tied for the most in a single game in NCAA Division I this season and in the history of the UMass men's basketball program.

Led by Pipkins' 28, UMass is fifth in the nation for steals per game (10.4) as of contests on Sun., Dec. 4. The Minutemen are one of only eight teams in the country averaging 10 or more steals per game.

## MINUTEMEN MARCHING TO NON-CONFERENCE VICTORIES

University of Massachusetts men's basketball enters the game against Pacific with a 5-2 record, the fourth consecutive season the Minutemen opened the year with five victories in seven games. It is the sixth time in head coach **Derek Kellogg's** nine seasons Massachusetts opened 5-2 or better.

## DIFFERENT MINUTEMEN SHOULDERING THE LOAD

A host of Minutemen step up to pace the squad in points, rebounds and assists through seven games to the tune of six different rebounding leaders, five scoring leaders and four assists leaders.

## 20-POINTERS BECOMING TEAM-WIDE ROUTINE

Five members of the University of Massachusetts program have at least one outing with 20 or more points through the opening seven games played. Those five Minutemen include **Rashaan Holloway** (21 vs. UMass Lowell), **DeJon Jarreau** (25 at Ole Miss), **Zach Lewis** (20 at Ole Miss), **Donte Clark** (29 vs. Harvard) and **Tyrn Flowers** (20 vs. UCF).

## JARREAU IS BACK

Freshman point guard **DeJon Jarreau** returned from a two-game absence due to injury against UCF with 13 minutes played. He missed the games against Harvard and Wagner because of a foot injury diagnosed after the win over Holy Cross.

## GRESHAM CLEARED TO PLAY BY NCAA

University of Massachusetts men's basketball freshman **Brisen Gresham** has been ruled eligible to compete by the NCAA. Gresham is eligible to play immediately. He made his UMass debut on Wed., Nov. 30 with three minutes played against Wagner.

Gresham, who hails from New Orleans, La., is in his first year at the University of Massachusetts. The highly-touted 6-foot-9 forward and center ranked No. 7 in Louisiana, No. 29 at power forward and No. 54 in the Southeast Region according to ESPN recruiting services.

## DONTE CAME TO PLAY

Junior guard **Donte Clark** scored 29 points against Harvard in the 70-66 win, one shy of tying his most in a single game in his career (30 vs. New Orleans [OT], Dec. 16, 2015). Clark scored 18 of the team's final 22 points in turning a 51-48 deficit with 8:18 to play to the final margin. In that span, Clark was 3-for-3 from the floor – all 3-point attempts – and 9-of-10 at the foul line.

## LEWIS CRACKS STARTING LINEUP

With freshman guard **DeJon Jarreau** sidelined with an injury, redshirt junior guard **Zach Lewis** rotated into the lineup with a 10-point effort in the win over Harvard. Lewis shot 5-of-11 from the floor and had two assists without a turnover in 35 minutes on the floor against the Crimson.

## PIP MOVES TO THE POINT

Freshman **Luwane Pipkins** moved to point guard following **DeJon Jarreau's** injury. Pipkins made his first start at point guard in the win over Harvard with eight points, four steals, two rebounds and a pair of assists. He also started at the point against Wagner and UCF while Zach Lewis filled Pipkins' role at No. 2 guard.

## HINES CAN HIT THE HOOK

Sophomore forward **Malik Hines** is 14-of-17 from the floor (82.4 percent) over the opening seven games of the season. Primarily employing a baby-hook shot when he works his way into the paint, Hines was 3-for-3 against UMass Lowell, 2-of-2 against Lowell, 3-for-4 versus Harvard, 4-of-5 against Wagner. and 2-of-3 versus UCF. He is also the team-leader in dunks with five, including three during the second half versus Wagner.



# UNIVERSITY OF MASSACHUSETTS MEN'S BASKETBALL GAME NOTES

## HINES VARIETY NO. 14

Sophomore forward **Malik Hines** produced a single-game career high 14 points off of the bench versus Wagner on Nov. 30. It doubled his previous best of seven points, set one game earlier against Harvard. Hines finished 4-of-5 on field goals and 6-for-7 at the foul line. Eleven of his 14 points came in the second half.

Additionally, Hines set personal bests in rebounds (8), offensive rebounds (5), steals (2) and minutes played (27). He enters the game against Pacific shooting 14-for-17 on field goals (82.4 percent).

## BENCH SETS THE MARK VS. WAGNER

Massachusetts men's basketball won a 62-55 game over Wagner thanks to 40 points from three members of its bench, highlighted by career highs from **C.J. Anderson** (19) and **Malik Hines** (14). **Tyrn Flowers** added scored seven to reach the 40-point mark.

The Maroon and White bench personnel outscored their opposing reserves in five of seven games in 2016-17. The non-starting Minutemen own a 187-140 advantage in scoring through seven games, good for a 26.7- to 20.0 per game advantage.

## THE ACCURACY OF MR. ANDERSON

**C.J. Anderson** led the Minutemen in scoring for the second time in his career and set a personal best with 19 points on 8-of-11 shooting against Wagner. Anderson hit his first five shots, including a pair of 3-point field goals. He had 14 points at the conclusion of the first half - three more than his previous single-game best of 12 vs. Boston University on Dec. 2, 2015.

Anderson's overall season accuracy sits at 60.0 percent as he enters the game against Pacific 12-of-20.

## ANDERSON NAMED A NABC GOOD WORKS TEAM NOMINEE

**C.J. Anderson** was selected as a nominee for the 2017 National Association of Basketball Coaches (NABC) Good Works Team, as announced by the NABC on Wed., Nov. 30. Anderson is one of 181 men's basketball student-athletes from the NCAA Divisions I, II, III and NAIA levels chosen as a nominee.

The Allstate NABC and WBCA Good Works Teams recognize players at all levels of college basketball whose charitable involvement and altruistic acts stand out amongst all other student-athletes participating in the sport. From leading an initiative to help end the water crisis in Flint, Michigan, to co-founding a non-profit with the mission to improve literacy rates across the country, the players nominated embody the true spirit of teamwork and giving back.

## MAKING THE LAST PASS

Massachusetts men's basketball has assists on 115 of its 177 made field goals this season, equal to 65.0 percent. Opponents are only averaging an assist on 55.6 percent of their conversions (84-of-151).

## DEEKY THE DISTRIBUTOR

Freshman guard **DeJon Jarreau** - nicknamed "Deeky" - has 25 assists over his first five games of the season. Due to missing two games to injury, Jarreau no longer meets the minimum playing time requirement for the rankings in the A-10 or NCAA. His assists per game (5.0) would put Jarreau fourth across the Atlantic 10. He is the only freshman in the top-15. It would also rank him tied for 71st in the nation and fifth among freshmen.

Jarreau did not play favorites with who he dishes to and has distributed the ball to eight scorers for his 20 assists, including **C.J. Anderson** (1), **Chris Baldwin** (3), **Donte Clark** (6), **Tyrn Flowers** (4), **Rashaan Holloway** (3), **Malik Hines** (1), **Zach Lewis** (3) and **Luwane Pipkins** (4).

He accounted for 38.9 percent of the team's total assists on the season prior to his injury and had nine more than the next Minuteman (**Luwane Pipkins**; 15) through the opening four games.

## THE CHICAGO BULLDOG

Chicago native and Bogan High School graduate **Luwane Pipkins** made his first collegiate game a memorable performance with eight steals against UMass Lowell, which tied Pipkins for the single-game program record in the category. Pipkins is tied with **Alex Eldridge**, who previously had eight apiece against Harvard (Nov. 30, 1977) and Maine (Feb. 11, 1978).

Pipkins did not play favorites with UMass Lowell and spread his eight swipes over five River Hawks: Rinardo Perry (3), Jahad Thomas (2), Stefan Borovac (1), Matt Harris (1) and Isaac White (1).

His eight steals against UMass Lowell rank tied for the most in NCAA Division I by a single player in 2016-17.

## MINUTEMEN DEPLOY THE YOUNG GUNS

UMass men's basketball's 2016-17 roster features only one senior, walk-on **Zach Turcotte**. The remainder of the roster breaks down to five juniors, three sophomores and six freshmen. The Minutemen are the only team in the Atlantic 10 with a one-man senior class.

## THE SHORT AND LONG OF THINGS

The shortest (**Luwane Pipkins**, 5-foot-11) and tallest (**Rashaan Holloway**, 6-foot-11) players on the roster combined for domination on both sides of the court to the tune of 35 points, nine steals, eight rebounds, three blocks and three assists in the 90-76 win over UMass Lowell.

Pipkins tied the UMass record for steals in a game with eight while he posted 14 points in his first collegiate game. Holloway reset his career high with 21 points and turned aside three shots.

## 20/20 COURT VISION

**DeJon Jarreau** dished out seven assists (six during the second half) in 22 minutes played during his first collegiate game. The freshman from New Orleans, La., split time between point guard and playing off-ball. Jarreau shared the ball with six different Minutemen in those seven assists: **Tyrn Flowers** (2), **C.J. Anderson**, **Chris Baldwin**, **Donte Clark**, **Malik Hines** and **Luwane Pipkins**.

He has at least four assists in all four of his games played. He did not play against Harvard or Wagner due to injury and returned with one assist in 13 minutes as a reserve against UCF.

## CLARK WORKING HIS WAY TO THAT COMMA

Despite only being seven games into his junior season in 2016-17, **Donte Clark** already surpassed 900 career points. Clark currently has 928, an average of 13.1 per game played since the beginning of his freshman year (71 contests).

Clark expedited his process of getting to 1,000 points through his stellar sophomore season that included 16.1 points per game (515 over 32 games), a 41.0 field goal percentage and 139 free throws made in 185 taken (75.1 percent).

## MAXING OUT OUR TIME IN THE MULLINS CENTER

UMass men's basketball's will play 18 regular season home games at the Mullins Center in 2016-17, a one-year record for the program. Massachusetts also played 18 games at the Mullins Center in 2010-11, which included one Atlantic 10 Tournament contest along with 17 regular season contests in the building.

## KELLOGG RANKS AMONG WINNINGEST COACHES IN A-10 HISTORY

Head coach **Derek Kellogg** ranks among the winningest coaches in the history of the Atlantic 10 Conference with 145 victories at the helm of the UMass program. He stands 15th all-time among Atlantic 10 head coaches and is fifth among current leaders after Phil Martelli (407; Saint Joseph's), Chris Mooney (206; Richmond), John Giannini (188; La Salle) and Mark Schmidt (152; St. Bonaventure). Records reflect tenures through games on Tues., Dec. 6.

### WINNINGEST COACHES • ATLANTIC 10 HISTORY

*Through games on Mon., Nov. 28*

WINS	COACH	SCHOOL(S)	YEARS
516	John Chaney	Temple	1983-2006
407	Phil Martelli	Saint Joseph's	1996-present
333	Gale Catlett	West Virginia	1979-95
316	Jim Baron	St. Bonaventure/Rhode Island	1992-2001/2001-12
206	Chris Mooney	Richmond	2006-present
193	John Calipari	Massachusetts	1988-96
188	John Giannini	La Salle	2005-present
172	Brian Gregory	Dayton	2004-11
168	Tom Young	Richmond	1977-85
166	Karl Hobbs	George Washington	2002-11
158	Fran Dunphy	Temple	2007-13
152	Mike Jarvis	George Washington	1991-98
152	Mark Schmidt	St. Bonaventure	2008-present
148	Oliver Purnell	Dayton	1996-2003
145	Derek Kellogg	Massachusetts	2008-present

## GIMME THAT!

University of Massachusetts took possession from UMass Lowell with 17 steals against the River Hawks. It marked the most since UMass also had 17 against Northeastern on Nov. 26, 2014. The River Hawks turned the ball over 28 times total during the game.

The Minutemen rank fifth in the nation in steals per game (10.4) as of contests on Sun., Dec. 4, with 73 to just 47 for their foes.

## THE BEST POSSIBLE OPENING ACT OUTCOME

UMass defeated UMass Lowell, 90-76, in its 2016-17 season opener, which marked the seventh consecutive season the Minutemen began the year victorious. Head coach **Derek Kellogg** is 8-1 in season-openers over

# UNIVERSITY OF MASSACHUSETTS MEN'S BASKETBALL GAME NOTES

## 2016-17 GAME-BY-GAME STARTING LINEUPS

OPPONENT		G	G	G/F	F	C
UMass Lowell	[1]	Jarreau	Pipkins	Clark	Berger	Holloway
at Ole Miss	[2]	Jarreau	Pipkins	Clark	Coleman	Holloway
Temple		Jarreau	Pipkins	Clark	Coleman	Holloway
at Holy Cross	[1]	Jarreau	Pipkins	Clark	Berger	Holloway
Harvard	[3]	Pipkins	Lewis	Clark	Berger	Holloway
Wagner		Pipkins	Lewis	Clark	Berger	Holloway
UCF		Pipkins	Lewis	Clark	Berger	Holloway
Pacific						
at Providence						
North Carolina A&T						
Kennesaw State						
Rider						
at Georgia State						
St. Bonaventure						
at George Mason						
at VCU						
Dayton						
at Rhode Island						
Saint Joseph's						
Fordham						
at Saint Louis						
George Mason						
at La Salle						
Rhode Island						
at Saint Joseph's						
at Duquesne						
Davidson						
at G. Washington						
La Salle						
Richmond						
at St. Bonaventure						

Record with [1] lineup: 2-0 (W, UMass Lowell; W, at Holy Cross)

Record with [2] lineup: 1-1 (W, Temple; L, at Ole Miss)

Record with [3] lineup: 2-1 (W, Harvard; W, Wager; L, UCF)

## FEWEST 3-POINTERS MADE BY OPPONENT UNDER KELLOGG

No.	Opponent	Total (Pct.)	Outcome (Date)
0	George Washington	0-8 (.000)	W, 77-72 (March 14, 2013)
	vs. Florida State	0-7 (.000)	W, 75-69 (Nov. 23, 2014)
	at Saint Joseph's	0-7 (.000)	W, 70-69 (Feb. 22, 2009)
1	at Rhode Island	1-19 (.053)	W, 66-60 (Feb. 19, 2011)
	George Mason	1-18 (.056)	W, 70-64 (Feb. 21, 2016)
	VCU	1-16 (.063)	L, 85-70 (March 11, 2016)
	Central Connecticut	1-15 (.067)	W, 97-65 (Dec. 30, 2011)
	Miami (Ohio)	1-14 (.071)	W, 73-64 (Jan. 4, 2014)
	at Drexel	1-13 (.077)	W, 72-70 (March 20, 2012)
	at Quinnipiac	1-13 (.077)	W, 66-64 (Dec. 1, 2010)
	Northeastern	1-11 (.091)	W, 83-67 (Nov. 14, 2011)
	St. Bonaventure	1-10 (.100)	L, 70-69 (Jan. 20, 2010)
	vs. Florida State	1-7 (.143)	L, 60-55 (Dec. 21, 2013)

## JOHN FRANCIS KENNEDY CHAMPIONS CENTER QUICK FACTS

Location	Directly South of the William D. Mullins Memorial Center
	Mullins Way; Amherst, Mass.
Official Name	John Francis Kennedy Champions Center for UMass Basketball
Date Opened	Summer, 2015
Construction Began	Fall, 2013
Square Footage	53,000
Total Cost	\$28.5 million
Funded By	UMass Building Authority
Selected Men's Basketball Amenities	Dedicated practice court
	Locker room & team lounge
	Strength & conditioning facility
	Coach and support staff offices overlooking practice court
	Athletic training & sports medicine suite
	UMass Basketball Hall Of Fame (Legacy Hall)
	Theatre-style team film room
	Areas for equipment storage, Mullins Center connecting tunnel, team meals, etc.

the last nine seasons.

## FIRST!

The University of Massachusetts and UMass Lowell combined to play the first Division I game of the 2016-17 season with the 4 p.m. tipoff time at the Mullins Center on Fri., Nov. 11. The Minutemen won, 90-76, led by **Rashaan Holloway's** 21 points.

## WELCOME TO THE TEAM

Five Minutemen made their team debuts during the 90-76 win over UMass Lowell, including **Chris Baldwin**, **Tyrn Flowers**, **DeJon Jarreau**, **Zach Lewis** and **Luwane Pipkins**. The quintet combined for 43 points, 17 rebounds, 12 steals and 11 assists.

## THE FIRST FLUSH

**Malik Hines** recorded the first dunk of the 2016-17 during the season half of the 90-76 win over UMass Lowell. Hines hammered down on a pass from **DeJon Jarreau** with 14:26 to go in the game. The bucket increased the UMass lead to 65-43.

Hines has a team-high five dunks through seven games. **Rashaan Holloway** follows with three, redshirt junior forward **Seth Berger** and junior guard **Donte Clark** have two apiece. **C.J. Anderson** added his first slam of the year versus Wagner while **Brisen Gresham** scored his first collegiate points on a put-back dunk against UCF. The frontcourt trio of Berger, Hines and Holloway owned all seven dunks through five games before Anderson and Clark provided their first of the year against the Seahawks.

## CLARK CHOSEN TO ATLANTIC 10 PRESEASON THIRD TEAM

University of Massachusetts junior guard **Donte Clark** picked up an Atlantic 10 Preseason All-Conference Third Team honor, as announced by the league. Clark averaged 16.1 points per game as a sophomore with 3.8 rebounds and 2.3 assists per game.

Clark is one of only five non-seniors chosen to the Atlantic 10 Preseason Awards listing. He had 14 points and nine rebounds in the season-opener against UMass Lowell.

## CHATMAN PROMOTED TO ASSOCIATE HEAD COACH

University of Massachusetts men's basketball head coach **Derek Kellogg** announced ninth-year staff member **Shyrene Chatman's** elevation to associate head coach on Sept. 8. Chatman's first season as associate head coach doubles as his sixth campaign on the coaching staff after he spent the previous five years as an assistant.

Since moving to the role of assistant coach with recruiting and on-court responsibilities five seasons ago, UMass has produced 101 victories, posted three 20-win seasons and, in 2014, made the school's ninth all-time NCAA Tournament trip and first since the 1997-98 campaign. With Chatman's help, the Minutemen also made a pair of NIT appearances, including an NIT Final Four showing in 2012, and reached the Atlantic 10 Tournament semifinals on two occasions.

Before his promotion to assistant coach, Chatman served as the director of player personnel in his first three seasons with the University of Massachusetts men's basketball program. He joined UMass after two seasons on-staff at his alma mater, the University of Memphis.

## NEW NUMBER, WHO DIS?

Four returning Minutemen changed their numbers prior to the season. **Seth Berger** dropped 24 in favor of 33, **Zach Coleman** switched from 13 to 14, **Rayshawn Miller** moved off of 35 to 11 and **Zach Turcotte** changed from 55 to 34. In addition to the returnees with new numbers, the rookies will be playing for the first time in No. 2 (**Luwane Pipkins**), No. 3 (**DeJon Jarreau**), No. 4 (**Unique McLean**), No. 5 (**Chris Baldwin**), No. 24 (**Tyrn Flowers**) and No. 55 (**Brisen Gresham**).

**Zach Lewis**, a redshirt junior transfer in his first season of competition at UMass, wears No. 1.

## MINUTEMEN IN THE COMMUNITY

Head coach **Derek Kellogg** keeps the Minutemen involved in the local and regional community through a multitude of civic responsibilities.

All members of the men's basketball team joined in the Pi Kappa Phi 2016 Ability Experience fundraiser, which included a 36-hour bike-a-thon to help raise awareness and donations for those who live with disabilities. During their time spent at the fundraiser, the Minutemen participated in the bike-a-thon and handed out flyers to students passing by the on-campus fundraiser.

Kellogg and the Minutemen also participate in the JDRF One Walk at Six Flags New England each fall in support of the fight against childhood diabetes. UMass men's basketball also visits Crocker Farms Elementary School to read to its students and participate in the annual Walk To School Day.

# UNIVERSITY OF MASSACHUSETTS MEN'S BASKETBALL GAME NOTES

## ASSOCIATED PRESS TOP-25

Week Five Poll (Dec. 5, 2016)

Rk.	Team	2015-16 Record	Pts.
1	Villanova (57)	8-0	1,613
2	UCLA (2)	9-0	1,478
3	Kansas	7-1	1,458
4	Baylor (6)	8-0	1,437
5	Duke	8-1	1,389
6	Kentucky	7-1	1,274
7	North Carolina	8-1	1,234
8	Gonzaga	8-0	1,198
9	Indiana	7-1	1,103
10	Creighton	8-0	1,003
11	Louisville	7-1	901
12	Saint Mary's	6-0	899
13	Xavier	7-1	784
14	Virginia	7-1	758
15	West Virginia	6-1	729
16	Butler	8-0	691
17	Wisconsin	7-2	655
18	Purdue	6-2	485
19	South Carolina	8-0	476
20	Arizona	6-2	320
21	Florida	7-1	285
22	Cincinnati	7-1	258
23	Notre Dame	8-0	197
24	Oregon	7-2	175
25	Iowa State	5-2	95

**Receiving Votes:** Syracuse 45, USC 43, Ohio State 40, TCU 33, Florida State 18, Virginia Tech 11, California 10, Maryland 9, Valparaiso 7, Wichita St 5, Michigan State 3, Temple 3, UNC Wilmington 1, Minnesota 1, Fort Wayne 1

*UMass opponents italicized*

## USA TODAY COACHES TOP-25

Week Five Poll (Dec. 5, 2016)

Rk.	Team	Record	Pts.
1	Villanova (28)	8-0	796
2	UCLA (1)	9-0	715
3	Kansas (1)	7-1	709
4	Duke (2)	8-1	700
5	North Carolina	8-1	636
6	Baylor	8-0	629
7	Kentucky	7-1	620
8	Gonzaga	8-0	607
9	Indiana	7-1	528
10	Creighton	8-0	494
11	Saint Mary's	6-0	434
12	Virginia	7-1	421
13	Louisville	7-1	396
14	Xavier	7-1	392
15	Butler	8-0	349
16	West Virginia	6-1	315
17	Wisconsin	7-2	270
18	South Carolina	8-0	261
19	Purdue	6-2	245
20	Arizona	6-2	178
21	Florida	7-1	121
22	Notre Dame	8-0	111
23	Cincinnati	7-1	107
24	Oregon	7-2	91
25	Iowa State	5-2	64

**Receiving Votes:** Syracuse 48, Maryland 42, TCU 21, USC 15, Ohio State 14, Rhode Island 11, Texas A&M 8, Virginia Tech 7, Oklahoma State 7, Colorado 7, Florida State 7, Arkansas 6, California 6, Wichita St 5, Michigan State 4, Fort Wayne 1, Valparaiso 1, UCF 1

*UMass opponents italicized*

## MINUTEMEN IN PRIMETIME

University of Massachusetts men's basketball will play 14 televised regular season games during the 2016-17 season, and will appear on an array of networks, including ASN, CBSSN, FS1, NBCSN and the SEC Network.

**American Sports Network (ASN):** Temple (Nov. 17), Saint Joseph's (Jan. 18), at George Washington (Feb. 23), La Salle (Feb. 26) and at St. Bonaventure (March 4)

**CBS Sports Network (CBSSN):** Dayton (Jan. 11) and Rhode Island (Feb. 7)

**Fox Sports One (FS1):** at Providence (Dec. 10)

**NBC Sports Network (NBCSN):** at VCU (Jan. 7), at Rhode Island (Jan. 15), Fordham (Jan. 21), at Saint Joseph's (Feb. 11) and Davidson (Feb. 18)

**SEC Network:** at Ole Miss (Nov. 14)

## CLARK STEADY AS THEY COME

**Donte Clark** produced 16.1 points per game over the 18-game league season in 2015-16, a continuation of his success from 2015-16 non-conference play. Clark scored double-figures in 15 of those games and finished 15th in the A-10 for scoring during the entire season and in league-only play.

He has at least seven points scored in each of his last 45 games played. For his 71-game career, Clark owns 36 games scoring in double-digits, including 13 with 20+ points.

## UMASS IN THE MULLINS CENTER

Since the beginning of the 2011-12 season, the Minutemen are 59-20 overall (.747) and 27-15 in Atlantic 10 contests (.643) in the Mullins Center.

UMass completed its 23rd season playing at the Mullins Center in the Spring 2016 and holds an all-time record of 227-95 (.705) at the facility. The Minutemen also own a 122-63 (.659) historical mark in regular season Atlantic 10 Conference games at the Mullins Center, and a 4-2 ledger in Atlantic 10 Tournament contests. The first game was played on Feb. 4, 1993, when UMass bested West Virginia, 64-59 in overtime.

## HIGHLY-TOUTED QUINTET FILLS OUT LATEST RECRUITING CLASS

Head coach **Derek Kellogg** brought five new members to the program on during the 2015-16 signing periods as **Chris Baldwin**, **Tyrn Flowers**, **DeJon Jarreau**, **Brisen Gresham** and **Unique McLean** signed their National Letters of Intent to compete for the Maroon and White beginning in 2016-17. The quintet combined to earn a national ranking across the three major recruiting services: 247Sports, ESPN and Rivals. In addition to the praise heaped on the individual student-athletes, Kellogg's signees represent the top ranked class across all Atlantic 10 programs.

Baldwin, the No. 2 ranked player in Massachusetts and a four-star recruit via ESPN, hails from Springfield where he attended Notre Dame Prep.

Flowers, a unanimous three-star selection, held the No. 4 spot for the State of Connecticut according to ESPN and 247Sports. He won three consecutive state championships with Sacred Heart High School as a sophomore, junior and senior.

Gresham, who was a teammate with Jarreau at McDonogh 35 High School in New Orleans before he joined Baldwin at Notre Dame Prep, ranked No. 7 among players from the state of Louisiana according to 247Sports with an overall grade of 92.

ESPN also touts the abilities of Jarreau, who is a four-star player tabbed No. 61 overall in their top-100 listing with more than 20 offers from NCAA Division I programs across the country.

McLean, who played locally at the MacDuffie School in Granby, chose the Minutemen over Rutgers and a trio of other Atlantic 10 institutions in Dayton, Fordham and Rhode Island.

**Luwane Pipkins** joins the class after he was a non-qualifier as a freshman in 2015-16. The 2014 signee is a four-star recruit according to ESPN and listed as a three-star player with a grade of 88 by 247Sports. Pipkins was also the No. 7 recruit in the state of Illinois via ESPN, No. 22 at point guard nationally and No. 23 in his region while he was slated as the No. 9 recruit in the state and 41st at the point guard position by 247Sports.

## UMASS UNVEILS JOHN FRANCIS KENNEDY CHAMPIONS CENTER

The University of Massachusetts men's and women's basketball program moved into their first dedicated team facility during the Summer 2015 with the introduction of the John Francis Kennedy Champions Center for UMass Basketball. The 53,000-square foot building offers a state-of-the-art facility for the Minutemen and Minutewomen that will benefit generations of basketball student-athletes to come.

## 2016-17 MASSACHUSETTS SPECIALTY STATS

GAME	IN PAINT	OFF T/O	2ND CHANCE	FAST BREAK	BENCH
UMass Lowell	44-24	30-13	15-13	12-4	37-32
at Ole Miss	20-38	10-25	8-17	17-7	28-21
Temple	38-28	8-18	9-8	8-6	23-14
at Holy Cross	28-18	9-24	0-7	6-2	13-16
Harvard	22-24	19-8	10-16	0-9	17-24
Wagner	34-22	24-8	16-4	12-5	40-7
UCF	16-24	16-16	16-7	8-5	29-26
Pacific					
at Providence					
North Carolina A&T					
Kennesaw State					
Rider					
at Georgia State					
St. Bonaventure					
at George Mason					
at VCU					
Dayton					
at Rhode Island					
Saint Joseph's					
Fordham					
at Saint Louis					
George Mason					
at La Salle					
Rhode Island					
at Saint Joseph's					
at Duquesne					
Davidson					
at George Washington					
La Salle					
Richmond					
at St. Bonaventure					
<b>TOTALS (Overall)</b>	<b>202-178</b>	<b>116-112</b>	<b>84-72</b>	<b>63-38</b>	<b>187-140</b>
<b>TOTALS (Per Game)</b>	<b>28.9-25.4</b>	<b>16.6-16.0</b>	<b>12.0-10.3</b>	<b>9.0-5.4</b>	<b>26.7-20.0</b>

## UNIVERSITY OF MASSACHUSETTS MEN'S BASKETBALL GAME NOTES

### TEAM ATLANTIC 10 STATISTICS

(Through games on Wed., Nov. 30, 2016)

Category	Conference-Only	All Games
Scoring Offense	-	74.7 (7)
Scoring Defense	-	69.0 (7)
Scoring Margin	-	+5.7 (7)
Free Throw Percentage	-	.658 (11)
Field Goal Percentage	-	.442 (7)
Field Goal Defense	-	.382 (3)
3-Point FG Percentage	-	.289 (13)
3-Point FG Defense	-	.287 (2)
3-Point FGs Made/Game	-	7.3 (6)
Rebounding Offense	-	37.0 (t-6)
Rebounding Defense	-	37.0 (10)
Rebounding Margin	-	+0.0 (8)
Offensive Rebounds/Game	-	10.0 (t-8)
Defensive Rebounds/Game	-	27.0 (6)
Blocked Shots/Game	-	4.0 (5)
Assists/Game	-	16.3 (3)
Steals/Game	-	9.7 (2)
Turnover Margin	-	+0.17 (9)
Assist-To-Turnover Ratio	-	0.9 (10)

### INDIVIDUAL ATLANTIC 10 STATISTICS

(Through games on Wed., Nov. 30, 2016)

Minuteman	Statistic	Conference-Only	All Games
Seth Berger	Off. Rebounds/Game	-	1.8 (15)
Donte Clark	Points/Game	-	16.5 (13)
	Rebounds/Game	-	5.8 (16)
	Free Throw Pct.	-	.848 (9)
	3-Point FGs Made	-	1.8 (t-14)
	Def. Rebounds/Game	-	5.0 (9)
Rashaan Holloway	Rebounds/Game	-	16.5 (13)
	Field Goal Pct.	-	.633 (3)
	Blocked Shots	-	1.3 (t-7)
	Def. Rebounds/Game	-	4.3 (t-12)
Luwane Pipkins	Steals/Game	-	3.5 (92)

The structure is named in honor of longtime athletics support **John Francis Kennedy**, who donated the lead gift of \$11 million toward the project. The 53,000-square foot facility houses the daily operations for the UMass men's and women's basketball programs. The \$22-million facility features dedicated practice courts for each team, office space for the coaching staffs, locker rooms and areas for strength and conditioning along with athletic training services. It also contains Legacy Hall, which will display the rich history of UMass basketball along the building's Eastern corridor.

### BETTER LATE TO THE BLOCK PARTY THAN TO NEVER SHOW UP

Freshman center **Rashaan Holloway** finished his freshman year with 13 blocks in the last 13 games after he had five during the opening 19 contests. **Cady Lalanne** was the last UMass freshman center with at least 10 blocks in his inaugural season when the recent NBA draft pick had 21 in 2011-12. Holloway ranked tied for second on the team in blocks (**Antwan Space**) and had the most among underclassmen.

Holloway ranks first among Minutemen in 2016-17 with eight blocks (1.1 per game). It puts him tied for eighth in the conference in blocks per game.

### SHOOTING THEIR WAY TO VICTORIES

When the Minutemen outshot their opponents, UMass sported 12 wins in 16 chances during 2015-16. However, when the opposition holds a higher conversion rate, Massachusetts went 2-14 on the year. The Maroon and White continued this trend into 2016-17 as they are 4-0 this season when shooting better than their foes.

### PLAYING CLEAN LED TO WINS

UMass only turned the ball over six times during the 69-63 win at Harvard on Nov. 17, 2015, its fewest giveaways since the squad had five in an 80-62 win over Saint Joseph's on Feb. 9, 2013. It was a span of 77 contests between the two outings. Over the previous five seasons, the Minutemen have committed less than 10 turnovers on 12 occasions and are 8-4 in those contests.

### WINS WITH ROOM TO SPARE

The Maroon and White routed Central Arkansas by 27 points, 89-62 on Thursday, Nov. 19. The margin of victory marks the largest for the Minutemen since a 38-point win over Fordham, 90-52 on Jan. 26, 2014. It was the fourth win by 25 or more points dating back to the 2013-14 campaign and 10th under head coach **Derek Kellogg**.

UMass men's basketball blasted Boston University, 99-69 on Dec. 2, 2015, the first time UMass posted a 30-point margin in victory since the +38 win over Fordham. It marks the fifth victory by 30 or more points under head coach **Derek Kellogg**.



# UNIVERSITY OF MASSACHUSETTS MEN'S BASKETBALL GAME NOTES

## DOUBLE-DIGIT DEFICITS OVERCOME UNDER KELLOGG

DEFICIT	OPPONENT	DATE	FINAL SCORE
22 (43-21)	Rider	Nov. 12, 2010	77-67
17 (33-16)	at Siena	Nov. 28, 2012	64-63
17 (53-36)*	at Drexel (NIT)	March 20, 2012	72-70
17 (20-3)	Saint Joseph's	Jan. 14, 2012	71-62
<b>14 (54-40)*</b>	<b>Howard</b>	<b>Nov. 14, 2015</b>	<b>85-79</b>
<b>13 (43-30)</b>	<b>at Duquesne</b>	<b>Feb. 14, 2016</b>	<b>108-99 (OT)</b>
13 (21-8)	at Boston College	Nov. 16, 2014	71-62
13 (21-8)	Rhode Island	Feb. 26, 2014	70-67
13 (43-30)*	St. Bonaventure	Jan. 11, 2014	73-68
12 (18-6)	Ohio	Dec. 19, 2012	86-76
11 (40-29)*	vs. Rhode Island	March 13, 2014	65-61
11 (27-16)	at Duquesne	March 5, 2014	78-74
11 (49-38)*	vs. Siena	Dec. 9, 2011	82-78
11 (24-13)	Temple	Jan. 17, 2009	79-75
<b>10 (14-4)</b>	<b>Rhode Island</b>	<b>Feb. 2, 2016</b>	<b>61-56 (OT)</b>
<b>10 (53-43)*</b>	<b>LIU Brooklyn</b>	<b>Dec. 29, 2015</b>	<b>83-79</b>
<b>10 (20-10)</b>	<b>New Orleans</b>	<b>Dec. 16, 2015</b>	<b>103-95 (OT)</b>
10 (15-5)	Duquesne	Feb. 14, 2015	82-74
10 (23-13)	St. Bonaventure	Feb. 8, 2012	76-67

\*Second half deficit

## UMASS MEN'S BASKETBALL 2016-17 DUNK CHART

Minuteman	Dunks	Last Game With Dunk
C.J. Anderson	1	vs. Wagner (2), Nov. 30
Seth Berger	2	at Holy Cross (2), Nov. 20
Donte Clark	2	vs. Wagner (2), Nov. 30
Brison Gresham	1	vs. UCF, Dec. 3
Malik Hines	5	vs. Wagner (3), Nov. 30
Rashaan Holloway	3	at Holy Cross, Nov. 20
<b>TOTAL</b>	<b>14</b>	<b>vs. UCF, Dec. 3</b>

## GAMES WITH UNDER 10 TURNOVERS - LAST FIVE YEARS

Turnovers	Opponent	Date	Outcome
5	Saint Joseph's	Feb. 9, 2013	W, 80-62
6	at Harvard	Nov. 17, 2015	W, 69-63
6	Miami (Fla.)	Dec. 1, 2012	L, 75-62
7	at Fordham	Jan. 13, 2013	W, 77-73
8	Boston University	Dec. 2, 2015	W, 99-69
8	Saint Joseph's	Jan. 8, 2014	W, 66-62
8	Temple	Feb. 16, 2013	L, 83-82
9	Duquesne	Feb. 14, 2015	W, 82-74
9	at Duquesne	March 5, 2014	W, 78-74
9	at Saint Joseph's	Feb. 11, 2012	L, 73-62
9	Fordham	Jan. 5, 2012	W, 80-76
9	at Davidson	Jan. 16, 2016	L, 86-74

## MOST 30+ POINT GAMES BY SEASON

No.	Season	30+ Point Game Performers
8	1970-71	Julius Erving (8)
7	1995-96	Marcus Camby (5), Donta Bright (1), Carmelo Travieso (1)
	1971-72	Julius Erving (7)
<b>5</b>	<b>2015-16</b>	<b>Trey Davis (3), Donte Clark (1), Jabarie Hinds (1)</b>
	1965-66	Clarence Hill (4), Billy Tindall (1)
4	1990-91	Jim McCoy (3), Will Herndon (1)

## THE NEWEST MINUTEMEN

### CHRIS BALDWIN • 6-8 • 235 • SPRINGFIELD, MASS.

ESPN: ★★★★★ State: 2 Region: 28 Nation: NR Position: 31  
 Rivals: ★★★★★ State: - Region: - Nation: - Position: -  
 247Sports: ★★★★★ State: 4 Region: - Nation: 173 Position: 42

**Chose UMass Over:** Fairfield, La Salle, Pittsburgh, Rhode Island, Temple, Towson and West Virginia, among others.

**Scouting Report (ESPN):** Wealth of natural tools and talent at his disposal ... Naturally powerful and plenty athletic for a player of his build ... Good touch around the rim ... Worked himself into a consistent shooting threat from 15-18 feet ... Can attack a defender with a bounce or two ... Runs the floor well, can play both the four and five spots, is a very good rebounder and also has the soft hands to come up with tough catches in traffic.

### TYRN FLOWERS • 6-9 • 202 • WATERBURY, CONN.

ESPN: ★★★★★ State: 4 Region: 54 Nation: NR Position: 47  
 247Sports: ★★★★★ State: 4 Region: - Nation: NR Position: 40

**Chose UMass Over:** Boston College and Providence, among others.

**Scouting Report (ESPN):** A late blooming, big lefty forward with a natural skill set, Flowers has a significant upside ... He's already made great strides in the last year or so and should only continue to get better for the foreseeable future.

### BRISON GRESHAM • 6-9 • 220 • NEW ORLEANS, LA.

ESPN: ★★★★★ State: 7 Region: 54 Nation: NR Position: 29  
 Rivals: ★★★★★ State: - Region: - Nation: 131 Position: -  
 247Sports: ★★★★★ State: 3 Region: - Nation: 73 Position: 20

**Chose UMass Over:** Alabama, Baylor, Boston College, Cincinnati, Creighton, Florida, Houston, Louisiana-Lafayette, Louisiana Tech, LSU, Memphis, Miami (Fla.), Mississippi State, Nebraska, Oklahoma, South Carolina, Texas, Tulane, Tulsa, USC and Washington, among others.

**Scouting Report (ESPN):** Long athletic and mobile power forward ... Runs the floor extremely well and is an above the rim finisher ... Excellent shot blocker on or away from the ball and is a rim level rebounder ... Good touch and feel in and around the lane.

### DEJON JARREAU • 6-5 • 182 • NEW ORLEANS, LA.

ESPN: ★★★★★ State: 2 Region: 22 Nation: 61 Position: 19  
 Rivals: ★★★★★ State: - Region: - Nation: 39 Position: -  
 247Sports: ★★★★★ State: 2 Region: - Nation: 56 Position: 8

**Chose UMass Over:** Arizona, Boston College, Creighton, Florida, Kansas State, Louisiana Tech, Louisiana-Lafayette, LSU, Memphis, Miami (Fla.), Nebraska, Oklahoma, Oklahoma State, Purdue, Texas, Tulane, Tulsa, USC, UTEP, Washington and Wichita State, among others.

**Scouting Report (ESPN):** Combo-guard who can play either guard position, although he is more scorer than facilitator ... Wiry frame with long arms and he's a solid athlete ... Excels in the open court where he slashes his way to the rim and he has the dexterity and skill to finish in traffic ... In the half court set he can run high-screen-and-roll and his vision is excellent ... Can knock in the 3-point shot, but he shoots a set shot and overall it needs to get more consistent.

### UNIQUE MCLEAN • 6-2 • 175 • BROOKLYN, N.Y.

ESPN: ★★★★★ State: 5 Region: 53 Nation: NR Position: 53  
 Rivals: ★★★★★ State: - Region: - Nation: NR Position: -  
 247Sports: ★★★★★ State: 6 Region: - Nation: 216 Position: 46

**Chose UMass Over:** Ball State, Boston University, Bowling Green, Dayton, Detroit, Duquesne, Fairfield, Fordham, Iona, James Madison, Rhode Island, Rutgers, Siena St. Francis (N.Y.) and St. Peter's, among others.

**Scouting Report (ESPN):** Absolutely explosive athlete who can take off and play above the rim like few others in the country, especially for his size ... Is a highlight reel waiting to happen in the open floor and capable of making the type of momentum changing plays that ignite a home crowd or quiet the gym on the road ... As quick off his feet as he is high and able to manipulate his body in mid-air with terrific body control ... Upside as a driver and potentially defender, if he can learn to maximize his athletic tools on that end of the floor.

**Overall Class Rank:** ESPN: 27 247Sports: 33 Rivals: 30  
**A-10 Class Rank:** ESPN: 1 247Sports: 1 Rivals: 1

# UNIVERSITY OF MASSACHUSETTS MEN'S BASKETBALL GAME NOTES

## TEAM LEADERBOARD

Scoring	2015-16	2016-17	Career
C.J. Anderson	-	1	1
Seth Berger	1	-	1
Donte Clark	8	2	15
Tyrn Flowers	-	1	1
Rashaan Holloway	1	1	2
DeJon Jarreau	-	2	2
Rebounding	2015-16	2016-17	Career
C.J. Anderson	5	-	5
Seth Berger	2	-	2
Donte Clark	4	1	4
Zach Coleman	6	-	6
Tyrn Flowers	-	1	1
Malik Hines	1	1	2
Rashaan Holloway	2	2	4
DeJon Jarreau	-	1	1
Luwane Pipkins	-	1	1
Assists	2015-16	2016-17	Career
C.J. Anderson	4	2	8
Donte Clark	6	1	12
Zach Coleman	2	-	3
DeJon Jarreau	-	3	3
Luwane Pipkins	-	1	1
Minutes	2015-16	2016-17	Career
C.J. Anderson	3	-	3
Seth Berger	1	-	1
Donte Clark	8	3	16
Zach Lewis	-	2	2
Luwane Pipkins	-	2	2
10+ Points	2015-16	2016-17	Career
C.J. Anderson	1	1	2
Seth Berger	5	1	6
Donte Clark	24	6	45
Zach Coleman	4	-	6
Tyrn Flowers	-	2	2
Malik Hines	-	1	1
Rashaan Holloway	5	3	8
DeJon Jarreau	-	2	2
Zach Lewis	-	3	36
Luwane Pipkins	-	4	4
10+ Rebounding	2015-16	2016-17	Career
C.J. Anderson	2	-	2
Seth Berger	1	-	1
Zach Coleman	1	-	1
20+ Point Games	2015-16	2016-17	Career
Donte Clark	7	1	13
Tyrn Flowers	-	1	1
Rashaan Holloway	-	1	1
DeJon Jarreau	-	1	1
Zach Lewis	-	1	1
25+ Point Games	2015-16	2016-17	Career
Donte Clark	3	1	6
DeJon Jarreau	-	1	1
30+ Point Games	2015-16	2016-17	Career
Donte Clark	1	-	1

## THE MINUTEMEN WHEN...

STATISTICS	2015-16	2016-17
Scoring 80+ points .....	7-1	1-1
Scoring 70-79 points .....	2-9	2-0
Scoring 60-69 points .....	5-5	2-1
Scoring 50-59 points .....	0-3	0-0
Scoring less than 50 points .....	0-0	0-0
Giving up 80+ points .....	2-9	0-1
Giving up 70-79 points .....	2-6	1-0
Giving up 60-69 points .....	8-3	3-1
Giving up 50-59 points .....	2-0	1-0
Giving up less than 50 points .....	0-0	0-0
Shooting 55 percent or better from the field .....	1-1	0-0
Shooting 50-54 percent from the field .....	3-0	1-0
Shooting 45-49 percent from the field .....	3-1	2-0
Shooting 40-44 percent from the field .....	5-8	2-1
Shooting 35-39 percent from the field .....	2-6	0-0
Shooting under 35 percent from the field .....	0-2	0-1
Opponents shooting 50 percent or better .....	0-4	0-0
Opponents shooting 45-49 percent .....	3-5	1-1
Opponents shooting 40-44 percent .....	3-7	0-1
Opponents shooting 35-39 percent .....	4-2	3-0
Opponents shooting under 35 percent .....	4-0	1-0
Shooting better than opponent .....	14-4	4-0
Shooting worse than opponent .....	0-14	0-0
Shooting identical to opponent .....	0-0	1-2
Shooting more free throws .....	6-4	2-0
Teams shoot same number of free throws .....	1-1	0-0
Opponents shoot more free throws .....	7-13	3-2
Out-rebounding opponent .....	7-3	2-0
Teams have equal number of rebounds .....	1-1	2-1
Opponents out-rebound UMass .....	6-14	1-1
Having fewer turnovers than opponent .....	5-3	3-1
Teams have same number of turnovers .....	1-1	0-0
Having more turnovers than opponent .....	8-14	2-1
Recording more points in the paint .....	6-6	4-0
Recording same points in the paint .....	2-2	0-0
Recording fewer points in the paint .....	6-10	1-3
Recording more points off of turnovers .....	8-6	3-0
Recording the same points off of turnovers .....	0-0	0-1
Recording fewer points off of turnovers .....	6-12	2-1
Recording more second chance points .....	5-9	3-1
Recording the same second chance points .....	1-2	0-0
Recording fewer second chance points .....	8-7	2-1
Recording more fastbreak points .....	12-10	4-2
Recording the same fastbreak points .....	0-0	0-0
Recording fewer fastbreak points .....	3-7	1-0
Recording more bench points .....	10-7	3-2
Recording the same bench points .....	0-0	0-0
Recording fewer bench points .....	5-10	2-0
Leading at halftime .....	12-5	2-2
Tied at halftime .....	0-2	1-0
Trailing at halftime .....	2-11	2-0
The game goes to overtime .....	3-1	0-0
The margin is five points or less .....	3-3	2-2
The margin is 6-10 points .....	7-5	2-0
The margin is 11-15 points .....	0-4	1-0
The margin is 16-20 points .....	2-3	0-0
The margin is 21+ points .....	2-3	0-0
Playing on TV .....	7-14	1-1
Playing on American Sports Network (ASN) .....	2-2	1-0
Playing on CBS Sports Network (CBSSN) .....	0-4	0-0
Playing On ESPN2, ESPN or ESPN3 .....	1-3	0-0
Playing on NBC Sports Network (NBCSN) .....	3-4	0-0
Playing on NESN, NESN National or NESNplus .....	1-1	0-0
Playing on the SEC Network .....	0-0	0-1
Coming off of a win .....	6-7	3-2
Coming off of a loss .....	7-10	1-0
Playing Day Games (start before 5 p.m.) .....	3-7	3-1
Playing Night Games (start 5 p.m. or later) .....	11-11	2-1
Playing in November .....	4-1	5-1
Playing in December .....	3-4	0-1
Playing in January .....	1-7	0-0
Playing in February .....	4-4	0-0
Playing in March .....	2-2	0-0

## THE ATLANTIC 10 CONFERENCE

(Through games on Tues., Dec. 6, 2016)

Rk.	Team	A-10	Pct.	Overall	Pct.
1.	Dayton	0-0	.000	6-2	.750
	St. Bonaventure	0-0	.000	6-2	.750
	VCU	0-0	.000	6-2	.750
4.	Davidson	0-0	.000	5-2	.714
	Massachusetts	0-0	.000	5-2	.714
5.	George Mason	0-0	.000	6-3	.667
	Rhode Island	0-0	.000	6-3	.667
8.	La Salle	0-0	.000	4-3	.571
9.	Fordham	0-0	.000	5-4	.556
	George Washington	0-0	.000	5-4	.556
11.	Richmond	0-0	.000	4-4	.500
12.	Saint Joseph's	0-0	.000	3-4	.429
13.	Duquesne	0-0	.000	4-6	.400
14.	Saint Louis	0-0	.000	2-6	.250

## A-10 SCHEDULE & SCORES

Friday, Dec. 2, 2016

Duquesne 64, Pittsburgh 55

Saturday, Dec. 3, 2016

Wake Forest 75, Richmond 67

Villanova 88, Saint Joseph's 57

UCF 65, Massachusetts 62

Harvard 64, Fordham 52

George Washington 68, USF 67

La Salle 83, Bucknell 73

Dayton 83, Winthrop 67

Illinois 64, VCU 46

St. Bonaventure 90, Buffalo 84

George Mason 79, Mercer 68

Providence 63, Rhode Island 60

Kansas State 84, Saint Louis 53

Sunday, Dec. 4, 2016

Florida State 67, George Washington 48

The College of Charleston 76, Davidson 61

Tues., Dec. 6, 2016

Robert Morris 64, Duquesne 60

Dayton 91, Saint Joseph's College (Ind.) 59

Rhode Island 51, Old Dominion 39

St. Bonaventure 81, Hofstra 75

Villanova 89, La Salle 79

Wichita State 75, Saint Louis 45

Wed., Dec. 7, 2016

Georgia Tech at VCU • 7 p.m. • ESPN/WatchESPN

George Mason at Penn State • 7 p.m.

George Washington at Temple • 7:30 p.m. • CBSSN

Davidson at North Carolina • 9 p.m. • ESPN2/WatchESPN

Thurs., Dec. 8, 2016

Fordham at St. John's • 6:30 p.m. • FS1/FOXSportsGo

Pacific at Massachusetts • 7 p.m. • A-10 Network

Sat., Dec. 10, 2016

Massachusetts at Providence • Noon • FS1/FOXSportsGo

Rhode Island at Houston • 1:30 p.m. • ESPN/WatchESPN

La Salle vs. Georgetown • 2 p.m. • ESPN2/WatchESPN

East Tennessee State at Dayton • 2 p.m. • FS-Ohio/FOXSportsGo

George Mason at Penn • 2 p.m.

Central Connecticut State at Duquesne • 2 p.m.

Howard at George Washington • 4 p.m. • A-10 Network

UMBC at Richmond • 6 p.m. • CSN-MA Plus/A-10 Network

UNC-Wilmington at St. Bonaventure • 6 p.m. • A-10 Network

Fordham at Manhattan • 7 p.m.

VCU at Old Dominion • 8 p.m. • ASN

Sun., Dec. 11, 2016

Chicago State at Saint Louis • 2 p.m. • A-10 Network

George Washington at VCU • 6 p.m. • ESPN2/WatchESPN

Saint Joseph's at Drexel • 6 p.m.

# UNIVERSITY OF MASSACHUSETTS MEN'S BASKETBALL GAME NOTES

## 2016-17 MASSACHUSETTS TEAM SUPERLATIVES

Points.....	90	UMass Lowell, Nov. 11
.....	88	at Ole Miss, Nov. 14
Field Goals Made.....	29	UMass Lowell, Nov. 11
Field Goals Attempted.....	72	UCF, Dec. 3
Field Goal Percentage.....	(.500; 23-46)	at Holy Cross, Nov. 20
.....	(.491; 27-55)	Temple, Nov. 17
Three-Point Field Goals Made.....	13	at Ole Miss, Nov. 14
Three-Point Field Goals Attempted.....	38	UCF, Dec. 3
Three-Point Field Goal Percentage.....	(.394; 13-33)	at Ole Miss, Nov. 14
Free Throws Made.....	27	UMass Lowell, Nov. 11
Free Throws Attempted.....	36	at Ole Miss, Nov. 14
Free Throw Percentage.....	(.778; 14-18)	at Holy Cross, Nov. 20
Rebounds.....	43	Temple, Nov. 17
Assists.....	18	UMass Lowell, Nov. 11
Steals.....	17	UMass Lowell, Nov. 11
Blocked Shots.....	6, twice	last vs. Temple, Nov. 17

## 2016-17 MASSACHUSETTS OPPONENT SUPERLATIVES

Points.....	90	at Ole Miss, Nov. 14
.....	76	UMass Lowell, Nov. 11
Field Goals Made.....	26, twice	Temple, Nov. 17
Field Goals Attempted.....	68	Temple, Nov. 17
Field Goal Percentage.....	(.465; 20-43)	Wagner, Nov. 30
.....	(.452; 19-42)	UCF, Dec. 3
Three-Point Field Goals Made.....	8, twice	last at Holy Cross, Nov. 20
Three-Point Field Goals Attempted.....	27	at Holy Cross, Nov. 20
Three-Point Field Goal Percentage.....	(.357; 5-14)	UCF, Dec. 3
Free Throws Made.....	33	at Ole Miss, Nov. 14
Free Throws Attempted.....	46	at Ole Miss, Nov. 14
Free Throw Percentage.....	(.783; 18-23)	Harvard, Nov. 26
Rebounds.....	46	at Ole Miss, Nov. 14
Assists.....	18	UMass Lowell, Nov. 11
Steals.....	13	at Holy Cross, Nov. 20
Blocked Shots.....	4, twice	last vs. Temple, Nov. 17

## 2016-17 MASSACHUSETTS PLAYER SUPERLATIVES

Points.....	29	Donte Clark vs. Harvard, Nov. 26
.....	25	DeJon Jarreau at Ole Miss, Nov. 14
Field Goals Made.....	8	C.J. Anderson vs. Wagner, Nov. 30
Field Goals Attempted.....	22	Luwane Pipkins vs. UCF, Dec. 3
Field Goal Percentage (minimum 10 attempts).....	(.727; 8-11)	C.J. Anderson vs. Wagner, Nov. 30
Three-Point Field Goals Made.....	6	Tyrn Flowers vs. UCF, Dec. 3
Three-Point Field Goals Attempted.....	12	Luwane Pipkins vs. UCF, Dec. 3
Three-Point Field Goal Percentage (minimum 4 attempts).....	(.750; 3-4)	C.J. Anderson vs. Wagner, Nov. 30
.....	(.500; 4-8)	Donte Clark vs. Harvard, Nov. 26
Free Throws Made.....	13	Donte Clark vs. Harvard, Nov. 26
Free Throws Attempted.....	14, three times	last by Donte Clark vs. Harvard, Nov. 26
Free Throw Percentage (minimum 10 attempts).....	(.929; 13-14)	Donte Clark vs. Harvard, Nov. 26
Rebounds.....	9, 3x	Tyrn Flowers vs. UCF, Dec. 3
Assists.....	8	Tyrn Flowers vs. UCF, Dec. 3
Steals.....	8	Luwane Pipkins vs. UMass Lowell, Nov. 11 (tied program record)
Blocked Shots.....	3, twice	both by Rashaan Holloway, last vs. Temple, Nov. 17
Minutes.....	36	Donte Clark vs. Wagner, Nov. 30

## 2016-17 MASSACHUSETTS OPPONENT PLAYER SUPERLATIVES

Points.....	26	Obi Enechionya, vs. Temple, Nov. 17
.....	24	Tank Efanayi, vs. UCF, Dec. 3
Field Goals Made.....	8	Obi Enechionya, vs. Temple, Nov. 17
Field Goals Attempted.....	17	Obi Enechionya, vs. Temple, Nov. 17
Field Goal Percentage (minimum 10 attempts).....	(.700; 7-10)	Mike Aaman, vs. Wagner, Nov. 30
.....	(.636; 7-11)	Tank Efanayi, vs. UCF, Dec. 3
Three-Point Field Goals Made.....	5	Obi Enechionya, vs. Temple, Nov. 17
Three-Point Field Goals Attempted.....	10	Obi Enechionya, vs. Temple, Nov. 17
Three-Point Field Goal Percentage (minimum 4 attempts).....	(.571; 4-7)	Cullen Neal, at Ole Miss, Nov. 14
Free Throws Made.....	14	Sebastian Siaz, at Ole Miss, Nov. 14
Free Throws Attempted.....	18	Sebastian Siaz, at Ole Miss, Nov. 14
Free Throw Percentage (minimum 5 made).....	(1.000; 6-6, twice)	last by Bryce Aiken, vs. Harvard, Nov. 26
Rebounds.....	19	Sebastian Siaz, at Ole Miss, Nov. 14
Assists.....	6, four times	last by Corey Henson, vs. Wagner, Nov. 30
Steals.....	4, twice	last by Patrick Benzan, at Holy Cross, Nov. 20
Blocked Shots.....	2, four times	Tacko Fall, vs. UCF, Dec. 3

## MASSACHUSETTS MEN'S BASKETBALL EXPANDED RESULTS

DATE	TIME	OPPONENT	SCORE	ATT.	POINTS LEADER	REBOUNDS LEADER	ASSISTS LEADER
Nov. 11	4 p.m.	UMass Lowell	W, 90-76	5,229	Rashaan Holloway (21)	Donte Clark (9)	DeJon Jarreau (7)
Nov. 14	7 p.m.	at Ole Miss	L, 90-88	5,291	DeJon Jarreau (25)	DeJon Jarreau (8)	DeJon Jarreau (6)
Nov. 17	7 p.m.	Temple	W, 70-67	3,732	DeJon Jarreau (16)	Luwane Pipkins (9)	DeJon Jarreau (7)
Nov. 20	1:05 p.m.	at Holy Cross (DCU Center)	W, 68-60	3,591	Donte Clark (18)	Rashaan Holloway (8)	Luwane Pipkins (6)
Nov. 26	1 p.m.	Harvard	W, 70-66	3,320	Donte Clark (29)	Rashaan Holloway (8)	C.J. Anderson (4)
Nov. 30	7 p.m.	Wagner	W, 62-55	2,896	C.J. Anderson (19)	Malik Hines (8)	Donte Clark (4)
Dec. 3	1 p.m.	UCF	L, 65-62	3,911	Tyrn Flowers (20)	Tyrn Flowers (9)	C.J. Anderson (8)



# UNIVERSITY OF MASSACHUSETTS MEN'S BASKETBALL SEASON STATISTICS

## 2016-17 UMass Statistics Massachusetts Combined Team Statistics (as of Dec 03, 2016) All games

RECORD:	OVERALL	HOME	AWAY	NEUTRAL
ALL GAMES	5-2	4-1	1-1	0-0
CONFERENCE	0-0	0-0	0-0	0-0
NON-CONFERENCE	5-2	4-1	1-1	0-0

#	Player	gp-gs	min	avg	Total		3-Point		F-Throw		Rebounds				pf	dq	a	to	blk	stl	pts	avg
					fg-fga	fg%	3fg-fga	3fg%	ft-fa	ft%	off	def	tot	avg								
00	CLARK, Donte	7-7	212	30.3	33-81	.407	12-36	.333	28-34	.824	6	32	38	5.4	19	1	23	24	1	7	106	15.1
02	PIPKINS, Luwane	7-7	218	31.1	27-88	.307	10-51	.196	14-30	.467	7	21	28	4.0	16	0	21	14	0	28	78	11.1
03	JARREAU, DeJon	5-4	117	23.4	14-37	.378	6-20	.300	16-21	.762	1	17	18	3.6	11	0	25	16	2	6	50	10.0
01	LEWIS, Zach	7-3	191	27.3	25-67	.373	10-39	.256	8-10	.800	1	7	8	1.1	14	0	10	7	3	6	68	9.7
45	HOLLOWAY, Rashaan	7-7	124	17.7	20-33	.606	0-0	.000	17-28	.607	9	27	36	5.1	23	1	3	15	8	3	57	8.1
24	FLOWERS, Tyn	7-0	90	12.9	15-39	.385	12-29	.414	2-4	.500	6	21	27	3.9	9	0	3	7	2	2	44	6.3
10	HINES, Malik	7-0	95	13.6	14-17	.824	0-0	.000	9-13	.692	9	14	23	3.3	20	2	2	7	4	6	37	5.3
23	ANDERSON, C.J.	7-0	145	20.7	12-20	.600	3-8	.375	7-13	.538	8	9	17	2.4	15	0	21	10	0	7	34	4.9
33	BERGER, Seth	6-5	99	16.5	10-15	.667	0-1	.000	1-4	.250	11	11	22	3.7	12	0	4	8	0	4	21	3.5
05	BALDWIN, Chris	7-0	51	7.3	5-11	.455	0-0	.000	0-0	.000	5	13	18	2.6	11	1	1	3	3	1	10	1.4
14	COLEMAN, Zach	3-2	43	14.3	1-6	.167	1-5	.200	0-0	.000	3	3	6	2.0	6	0	2	0	1	2	3	1.0
55	GRESHAM, Brison	2-0	13	6.5	1-1	1.000	0-0	.000	0-4	.000	1	3	4	2.0	4	0	0	3	0	1	2	1.0
34	TURCOTTE, Zach	1-0	1	1.0	0-1	.000	0-1	.000	0-0	.000	0	0	0	0.0	0	0	0	0	0	0	0	0.0
11	MILLER, Rayshawn	1-0	1	1.0	0-0	.000	0-0	.000	0-0	.000	0	0	0	0.0	0	0	0	0	0	0	0	0.0
Team											8	10	18				2					
Total.....		7	1400		177-416	.425	54-190	.284	102-161	.634	75	188	263	37.6	160	5	115	116	24	73	510	72.9
Opponents.....		7	1400		151-388	.389	42-143	.294	135-201	.672	79	184	263	37.6	137	4	84	127	12	47	479	68.4

TEAM STATISTICS	UMASS	OPP	Date	Opponent	Score	Att.
SCORING	510	479	11/11/16	UMASS LOWELL	w 90-76	5229
Points per game	72.9	68.4	11/14/16	at Ole Miss	L 88-90	5291
Scoring margin	+4.4	-	11/17/16	TEMPLE	w 70-67	3732
FIELD GOALS-ATT	177-416	151-388	% 11/20/16	at Holy Cross	w 68-60	3591
Field goal pct	.425	.389	11/26/16	HARVARD	w 70-66	3320
3 POINT FG-ATT	54-190	42-143	11/30/16	WAGNER	w 62-55	2896
3-point FG pct	.284	.294	12/03/16	UCF	L 62-65	3911
3-pt FG made per game	7.7	6.0	* - Conference game			
FREE THROWS-ATT	102-161	135-201				
Free throw pct	.634	.672				
F-Throws made per game	14.6	19.3				
REBOUNDS	263	263				
Rebounds per game	37.6	37.6				
Rebounding margin	+0.0	-				
ASSISTS	115	84				
Assists per game	16.4	12.0				
TURNOVERS	116	127				
Turnovers per game	16.6	18.1				
Turnover margin	+1.6	-				
Assist/turnover ratio	1.0	0.7				
STEALS	73	47				
Steals per game	10.4	6.7				
BLOCKS	24	12				
Blocks per game	3.4	1.7				
ATTENDANCE	19088	8882				
Home games-Avg/Game	5-3818	2-4441				
Neutral site-Avg/Game	-	0-0				

Score by Periods	1st	2nd	Totals
Massachusetts	251	259	510
Opponents	227	252	479

# UNIVERSITY OF MASSACHUSETTS MEN'S BASKETBALL BOX SCORES AND RECAPS

## GAME 1: UMASS 90, UMASS LOWELL 76

FRI., NOV. 11, 2016 // MULLINS CENTER; AMHERST, MASS.

Rashaan Holloway led both sides with 21 points and Luwane Pipkins added 14 points with a program record-tying eight steals as the University of Massachusetts downed UMass Lowell, 90-76 in the season-opener for both teams. Ahead by just one point following a Matt Harris 3-pointer with six minutes, 22 second to go in the opening stanza, the Minutemen worked the ball into Holloway in the paint and hit their free throws as the slim advantage ballooned to 13 less than five minutes later. Ahead by 11 at the break, 48-37, the Minutemen continued their domination of the paint in the second half, an area of the court Massachusetts outscore UMass Lowell by 20 points (44-24), and went up by as much as 26 points.

### Official Basketball Box Score -- Game Totals -- Final Statistics

UMass Lowell vs Massachusetts  
11/11/16 4:00 PM at Mullins Center; Amherst, MA

UMass Lowell 76 • 0-1

#	Player	Total		3-Ptr		Rebounds		PF	TP	A	TO	Blk	Stl	Min
		FG-FGA	FG-FGA	FT-FTA	Off Def Tot	Off Def Tot	Off Def Tot							
23	BOROVAC, Stefan	r	2-6	0-2	6-8	1	2	3	4	10	1	3	0	18
24	LIVINGSTON, Tyler	f	2-9	0-6	2-2	3	4	7	4	6	1	4	0	1
00	JONES, Ryan	f	1-5	0-1	2-4	1	4	5	4	2	0	0	1	24
10	THOMAS, Jahad	g	4-4	0-0	7-12	2	6	8	4	15	1	8	0	2
11	WHITE, Isaac	g	3-8	1-5	2-3	0	0	0	2	9	2	4	0	25
01	PERRY, Rinardo	g	1-5	0-0	0-0	1	2	3	0	2	1	3	0	14
22	HARRIS, Matt	g	4-7	2-5	6-6	0	3	3	1	16	4	3	0	1
23	PRIMERANO, Logan	g	1-7	1-2	2-2	0	2	2	2	5	0	3	0	1
35	BENNETT, Connor	g	0-0	0-0	0-0	0	0	0	0	0	0	0	0	1
44	WOLTER, Cameron	g	4-8	1-3	0-0	1	2	3	4	9	1	0	0	3
Team														
Totals		22-59		5-24		27-37		13		27		40		25

FG % 1st Half:	11-29	37.9%	2nd half:	11-30	36.7%	Game:	22-59	37.3%	Deadball Rebounds	5,3
3FG % 1st Half:	3-12	25.0%	2nd half:	2-12	16.7%	Game:	5-24	20.8%		
FT % 1st Half:	12-14	85.7%	2nd half:	15-23	65.2%	Game:	27-37	73.0%		

Massachusetts 90 • 1-0

#	Player	Total		3-Ptr		Rebounds		PF	TP	A	TO	Blk	Stl	Min
		FG-FGA	FG-FGA	FT-FTA	Off Def Tot	Off Def Tot	Off Def Tot							
33	BERGER, Seth	r	0-2	0-0	0-0	3	1	4	4	0	1	0	0	7
45	HOLLOWAY, Rashaan	c	6-7	0-0	9-14	2	2	4	4	21	0	3	3	1
00	CLARK, Donte	g	3-11	0-4	8-8	0	9	9	2	14	4	7	0	1
02	PIPKINS, Luwane	g	5-13	1-5	3-6	1	3	4	3	14	3	1	0	8
03	JARREAU, DeJon	g	1-4	0-1	2-2	0	3	3	4	7	2	1	2	2
01	LEWIS, Zach	g	3-10	1-6	1-1	0	0	0	2	8	0	2	1	1
05	BALDWIN, Chris	g	3-4	0-0	0-0	2	1	3	5	6	0	2	0	9
10	HINES, Malik	g	3-3	0-0	0-0	1	3	4	2	6	0	2	1	0
11	MILLER, Rayshawn	g	0-0	0-0	0-0	0	0	0	0	0	0	0	0	1
23	ANDERSON, C.J.	g	2-3	0-1	2-2	1	1	2	6	2	1	0	3	2
24	FLOWERS, Tyrn	g	3-11	3-7	2-2	2	5	7	1	11	1	1	0	1
34	TURCOTTE, Zach	g	0-1	0-1	0-0	0	0	0	0	0	0	0	0	1
Team														
Totals		29-69		5-25		27-35		12		28		40		29

FG % 1st Half:	14-36	38.9%	2nd half:	15-33	45.5%	Game:	29-69	42.0%	Deadball Rebounds	6,1
3FG % 1st Half:	2-14	14.3%	2nd half:	3-11	27.3%	Game:	5-25	20.0%		
FT % 1st Half:	18-25	72.0%	2nd half:	9-10	90.0%	Game:	27-35	77.1%		

Officials: John Hughes, Mike Pearson, Jason Page  
Technical fouls: UMass Lowell-None. Massachusetts-None.  
Attendance: 5229

Score by periods	1st	2nd	Total
UMass Lowell	37	39	76
Massachusetts	48	42	90

Last FG - UML 2nd-00:01, UMass 2nd-01:27.  
Largest lead - UML by 5 1st-17:39, UMass by 26 2nd-12:30.  
UML led for 02:18. UMass led for 36:01. Game was tied for 01:41.

Score tied - 2 times.  
Lead changed - 2 times.

## GAME 2: OLE MISS 90, UMASS 88

MON., NOV. 14, 2016 // THE PAVILION AT OLE MISS; OXFORD, MISS.

The Minutemen led by nine with less than four minutes to play but a furious Ole Miss rally - capped by Sebastian Siaz's tip-in with 3.3 seconds left - gave the Rebels a 90-88 home victory over Massachusetts. With the game knotted at 88-all, Burnett missed a driving layup but Siaz collected the loose ball at the cylinder and deposited it through the hoop with 3.3 seconds to play. It cemented a series for Ole Miss where the Rebels hit three of their final four field goals and made 5-of-6 at the foul line to complete the comeback. DeJon Jarreau's 25 points, eight rebounds and six assists led the Minutemen while Siaz finished with a double-double on 22 points and 19 boards.

### Official Basketball Box Score -- Game Totals -- Final Statistics

Massachusetts vs Ole Miss  
11/14/16 6 PM at Oxford, Miss./The Pavilion at Ole Miss

Massachusetts 88 • 1-1

#	Player	Total		3-Ptr		Rebounds		PF	TP	A	TO	Blk	Stl	Min
		FG-FGA	FG-FGA	FT-FTA	Off Def Tot	Off Def Tot	Off Def Tot							
14	COLEMAN, Zach	r	0-1	0-1	0-0	1	2	3	4	0	1	0	1	22
45	HOLLOWAY, Rashaan	c	2-7	0-0	0-2	2	4	6	4	4	0	1	0	1
00	CLARK, Donte	g	5-9	2-4	1-2	0	3	3	5	13	3	2	0	2
02	PIPKINS, Luwane	g	5-14	1-7	5-5	0	1	1	2	18	1	4	0	4
03	JARREAU, DeJon	g	6-13	4-9	9-14	0	8	8	2	25	6	3	1	0
01	LEWIS, Zach	g	6-14	4-10	4-6	1	0	1	2	20	1	1	2	1
05	BALDWIN, Chris	g	1-3	0-0	0-0	2	2	4	2	2	1	0	1	0
10	HINES, Malik	g	0-0	0-0	1-2	0	1	1	4	1	0	2	0	1
23	ANDERSON, C.J.	g	1-1	0-0	3-5	3	2	5	3	5	4	3	0	1
24	FLOWERS, Tyrn	g	0-2	0-2	0-0	1	2	3	1	0	2	0	0	5
Team														
Totals		26-64		13-33		23-36		14		25		39		88

FG % 1st Half:	12-28	42.9%	2nd half:	14-36	38.9%	Game:	26-64	40.6%	Deadball Rebounds	7
3FG % 1st Half:	9-18	50.0%	2nd half:	4-15	26.7%	Game:	13-33	39.4%		
FT % 1st Half:	15-23	65.2%	2nd half:	8-13	61.5%	Game:	23-36	63.9%		

Ole Miss 90 • 2-0

#	Player	Total		3-Ptr		Rebounds		PF	TP	A	TO	Blk	Stl	Min
		FG-FGA	FG-FGA	FT-FTA	Off Def Tot	Off Def Tot	Off Def Tot							
11	Saiz, Sebastian	r	4-9	0-1	14-18	8	11	19	3	22	1	2	2	1
50	Furmanavicius, Justas	r	1-5	0-0	1-2	2	3	5	3	3	0	1	2	0
01	Burnett, Deandre	g	3-15	0-1	6-6	0	2	3	12	1	4	0	1	2
02	Neal, Cullen	g	7-15	4-7	3-6	1	0	1	4	21	2	2	0	2
14	Brooks, Rasheed	g	5-10	0-3	1-2	2	5	7	3	11	1	4	0	3
00	Fitzpatrick-Dorsey, D	g	1-1	0-0	4-4	1	1	2	1	6	1	1	0	1
03	Davis, Terence	g	4-8	1-3	4-6	0	2	2	5	13	0	1	0	0
04	Tyree, Brein	g	0-0	0-0	0-0	0	2	2	1	0	0	0	0	4
05	Hymon, Marcanvis	g	1-1	0-0	0-0	1	1	2	4	2	0	2	0	0
12	Silins, Karlis	g	0-0	0-0	0-2	1	0	1	1	0	0	0	0	8
Team														
Totals		26-64		5-15		33-46		18		28		46		90

FG % 1st Half:	11-37	29.7%	2nd half:	15-27	55.6%	Game:	26-64	40.6%	Deadball Rebounds	6,2
3FG % 1st Half:	3-11	27.3%	2nd half:	2-4	50.0%	Game:	5-15	33.3%		
FT % 1st Half:	15-24	62.5%	2nd half:	18-22	81.8%	Game:	33-46	71.7%		

Officials: Karl Hess, Mike Nance, Ron Groover  
Technical fouls: Massachusetts-COLEMAN, Zach. Ole Miss-Davis, Terence.  
Attendance: 5291

Score by periods	1st	2nd	Total
Massachusetts	48	40	88
Ole Miss	40	50	90

Last FG - UMass 2nd-03:49, OM 2nd-00:04.  
Largest lead - UMass by 9 2nd-04:33, OM by 10 1st-07:39.  
UMass led for 19:57. OM led for 15:14. Game was tied for 04:49.

Score tied - 5 times.  
Lead changed - 8 times.

## GAME 3: UMASS 70, TEMPLE 67

THURS., NOV. 17, 2016 // MULLINS CENTER; AMHERST, MASS.

DeJon Jarreau scored five points over the final 34 seconds as Massachusetts squeaked out a 70-67 victory over former Atlantic 10 arch-rival Temple. Jarreau put UMass in front for good with 34 seconds to go when he drained a right side 3-pointer for a 68-67 margin. Following a defensive stop, Luwane Pipkins hit Jarreau in transition with a half-court heave pass and Jarreau converted at the rim for the eventual winning margin. The game featured 17 lead changes and nine tie scores as neither side grew an advantage larger than three points over the final 17 minutes of the contest. It marked the first meeting between the teams since Temple departed the A-10 following the 2012-13 season.

### Official Basketball Box Score -- Game Totals -- Final Statistics

Temple vs Massachusetts  
11/17/16 7:00 PM at Mullins Center; Amherst, MA

Temple 67 • 1-2

#	Player		Total		3-Ptr		Rebounds			PF	TP	A	TO	Blk	Stl	Min
			FG	FGA	FG	FGA	FT	FTA	Off							
00	ENECHIONYA, Obi	r	8-17	5-10	5-7	2	4	6	2	26	1	1	1	1	1	24
24	APLAKUJI, Ernest	c	4-8	0-0	0-2	4	4	8	4	8	0	2	1	0	1	0
02	MOORE II, Alani	g	2-3	1-2	0-0	0	0	3	5	1	0	1	0	1	1	33
03	ALSTON, JR., Shizz	g	4-11	1-3	0-2	0	3	3	1	9	6	1	0	0	4	37
04	DINGLE, Daniel	g	2-10	0-3	1-3	2	1	3	1	5	6	3	2	0	1	15
10	WILLIAMS, Mark	g	0-6	0-3	0-0	0	4	4	2	0	2	0	0	0	1	35
13	ROSE, Quinton	g	3-9	1-4	1-2	1	5	6	0	8	1	3	0	2	30	
22	ROBBINS, Mike	0	1-1	0-1	0-0	0	0	1	0	1	0	0	0	0	0	4
23	ROBBINS, Mark	g	3-3	0-0	0-0	2	6	8	0	0	0	0	0	0	0	6
	Team					4	0	4								
Totals			26-68	8-26	7-16	13	21	34	12	67	18	11	4	8	20	

## UNIVERSITY OF MASSACHUSETTS MEN'S BASKETBALL BOX SCORES AND RECAPS

## GAME 5: UMASS 70, HARVARD 66

SAT., NOV. 26, 2016 // MULLINS CENTER; AMHERST, MASS.

Donte Clark poured in 22 of his 29 points during the second half and sparked Massachusetts to a 70-66 victory over Harvard. Clark, who put in 18 of the final 22 Minuteman points, only missed one free throw on the night, and it proved paramount in the victory as Clark was able to collect the loose ball with 11 seconds left and the Minutemen ahead, 66-64. He was immediately fouled by Harvard, stepped to the line again and sank both for the decisive four-point lead. Zach Lewis joined Clark in double-figures with 10 points during his first start as a Minuteman. Lewis was 5-of-11 shooting with two rebounds and a pair of assists while he did not turn the ball over in 35 minutes on the floor.

## Official Basketball Box Score -- Game Totals -- Final Statistics

## Harvard vs Massachusetts

11/26/16 1:00 PM at Mullins Center; Amherst, MA

## Harvard 66 • 1-3

#	Player	Total			3-Ptr			Rebounds			PF	TP	A	TO	Blk	Stl	Min
		FG-FGA	FG-FGA	FT-FTA	FG-FGA	FG-FGA	FT-FTA	Off	Def	Tot							
00	Lewis, Chris	r	0-1	0-1	0-0	0	3	3	5	0	1	1	1	0	0	10	10
31	Towns, Seth	r	6-15	1-3	4-4	1	5	6	5	17	0	4	0	3	27	27	27
44	Welsh, Henry	c	5-9	0-0	2-2	5	3	8	2	12	2	1	0	0	0	33	33
01	Chambers, Siyani	g	4-7	2-4	1-2	0	1	1	2	11	6	5	0	3	31	31	31
20	Bassey, Justin	g	0-2	0-1	2-2	0	5	5	3	2	0	0	0	0	0	27	27
03	McCarthy, Tommy		0-1	0-0	0-0	0	1	1	0	0	0	0	0	0	0	3	3
04	Edosonwan, Zena		1-5	0-0	3-7	5	5	10	2	5	2	2	0	1	1	21	21
11	Aiken, Bryce		0-9	0-7	6-6	0	1	1	3	6	3	4	0	0	0	23	23
21	Yoshor, Zach		0-0	0-0	0-0	0	0	0	0	0	0	0	0	0	0	0	0
25	Johnson, Corey		2-2	2-2	0-0	0	2	2	1	6	0	1	0	0	0	10	10
23	Baker, Robert		3-6	1-3	0-0	1	1	2	1	7	0	1	0	0	0	15	15
Team								2	2	4							
Totals			21-57	6-21	18-23	14	29	43	24	66	13	19	1	7	200		

FG % 1st Half: 9-27 33.3% 2nd half: 12-30 40.0% Game: 21-57 36.8% Deadball Rebounds 3.1  
3FG % 1st Half: 3-11 27.3% 2nd half: 3-10 30.0% Game: 6-21 28.6%  
FT % 1st Half: 11-12 91.7% 2nd half: 7-11 63.6% Game: 18-23 78.3%

## Massachusetts 70 • 4-1

#	Player		Total			3-Ptr			Rebounds			PF	TP	A	TO	Blk	Stl	Min
			FG-FGA	FG-FGA	FT-FTA	FG-FGA	FG-FGA	FT-FTA	Off	Def	Tot							
33	BERGER, Seth	r	0-2	0-1	0-2	2	2	4	2	0	0	0	0	0	0	0	12	12
45	HOLLOWAY, Rashaan	c	3-5	0-0	0-0	2	6	8	2	6	1	2	2	1	22	22	22	
00	CLARK, Donte	g	6-15	4-8	13-14	3	2	5	2	29	2	4	1	1	34	34	34	
01	LEWIS, Zach	g	5-11	0-4	0-0	0	2	2	2	10	2	0	0	0	0	35	35	
02	PIPKINS, Luwane	g	3-12	0-6	2-5	2	0	2	2	8	2	3	0	4	33	33	33	
05	BALDWIN, Chris	g	0-1	0-0	0-0	0	0	0	0	0	0	0	0	0	5	5	5	
10	HINES, Malik		3-4	0-0	1-2	0	2	2	7	1	1	1	2	21	21	21		
14	COLEMAN, C.J.		1-4	1-4	0-0	0	1	1	2	3	1	0	0	1	12	12	12	
23	ANDERSON, C.J.		1-1	0-0	2-6	1	3	4	3	4	4	1	0	1	21	21	21	
24	FLOWERS, Tyron		1-2	1-2	0-0	0	1	1	2	3	1	1	0	0	5	5	5	
Team								0	2	2								
Totals			23-57	6-25	18-29	10	21	31	19	70	14	12	4	10	200			

FG % 1st Half: 13-34 38.2% 2nd half: 10-23 43.5% Game: 23-57 40.4% Deadball Rebounds 5.3  
3FG % 1st Half: 2-15 13.3% 2nd half: 4-10 40.0% Game: 6-25 24.0%  
FT % 1st Half: 4-6 66.7% 2nd half: 14-23 60.9% Game: 18-29 62.1%

Officials: Ed Corbett, Bill McCarthy, Nathan Farrell  
Technical fouls: Harvard-None, Massachusetts-None.  
Attendance: 3320

Score by periods	1st	2nd	Total
Harvard	32	34	66
Massachusetts	32	38	70

Last FG - HARV 2nd-00:00, UMASS 2nd-02:30.  
Largest lead - HARV by 6 1st-17:28, UMASS by 8 2nd-01:26.  
HARV led for 20:49, UMASS led for 10:50. Game was tied for 08:21.

## GAME 6: UMASS 62, WAGNER 55

WED., NOV. 30, 2016 // MULLINS CENTER; AMHERST, MASS.

UMass relied on the steady shooting of C.J. Anderson and Malik Hines for a 62-55 victory over Wager. The Minuteman duo finished 12-for-16 from the floor for a combined 33 points as UMass improved to 5-1 with victories in the last four games. Tied at 47-all with nine minutes, 21 seconds to go, Donte Clark put UMass up for good when he slashed to the basket for two of his 11 points on the night. The Minutemen kept hold of a slim lead over the next four minutes before Anderson, Hines and Clark combined for a 12-4 run that pushed the advantage to 61-52 with 1:55 left. Anderson started the game-clinching streak with a layup and added a corner 3-pointer two possessions later that pushed the advantage to 55-50 with 4:44 to go.

## Official Basketball Box Score -- Game Totals -- Final Statistics

## Wagner vs Massachusetts

11/30/16 7:00 PM at Mullins Center; Amherst, MA

## Wagner 55 • 2-4

#	Player	Total			3-Ptr			Rebounds			PF	TP	A	TO	Blk	Stl	Min
		FG-FGA	FG-FGA	FT-FTA	FG-FGA	FG-FGA	FT-FTA	Off	Def	Tot							
04	SUMBRY, AJ	r	1-1	0-0	0-0	0	0	0	2	2	0	2	0	0	0	17	17
34	AAMAN, Mike		7-10	0-0	3-9	3	5	8	1	17	1	2	0	1	33	33	33
00	HENSON, Corey	g	4-12	1-8	5-6	0	2	2	1	14	6	6	0	0	40	40	40
03	FRANCIS, Blake	g	2-2	2-2	0-0	0	0	0	0	6	1	1	0	0	0	8	8
23	CAREY, Michael	g	4-12	1-3	0-0	2	7	9	2	9	3	1	0	0	40	40	40
01	SCOTT, Shack		0-0	0-0	0-0	0	1	1	0	0	0	0	0	0	0	4	4
02	FERRELL, Connor		1-2	0-1	0-0	1	2	3	3	2	1	0	0	0	22	22	22
21	DAVIS, Elijah		0-1	0-0	0-0	1	0	1	0	0	0	2	0	0	0	8	8
24	LIGGEONS, Devin		1-2	1-2	1-4	1	1	2	4	4	0	4	0	0	0	24	24
35	SENAT, Greg		0-1	0-0	1-2	1	1	2	2	1	0	0	0	0	0	4	4
Team								2	1	3				1			
Totals			20-43	5-16	10-21	11	20	31	16	55	12	19	0	1	200		

FG % 1st Half: 11-22 50.0% 2nd half: 9-21 42.9% Game: 20-43 46.5% Deadball Rebounds 4.1  
3FG % 1st Half: 3-8 37.5% 2nd half: 2-8 25.0% Game: 5-16 31.3%  
FT % 1st Half: 4-10 40.0% 2nd half: 6-11 54.5% Game: 10-21 47.6%

## Massachusetts 62 • 5-1

#	Player	Total			3-Ptr			Rebounds			PF	TP	A	TO	Blk	Stl	Min
		FG-FGA	FG-FGA	FT-FTA	FG-FGA	FG-FGA	FT-FTA	Off	Def	Tot							
33	BERGER, Seth	r	1-1	0-0	0-0	2	2	4	1	2	2	3	0	0	18	18	18
45	HOLLOWAY, Rashaan	c	1-2	0-0	0-0	0	1	0	1	4	2	0	0	0	0	9	9
00	CLARK, Donte	g	4-12	0-4	3-6	0	3	3	1	11	4	3	0	1	36	36	36
01	LEWIS, Zach	g	1-7	0-4	0-0	0	1	1	3	2	2	0	0	0	23	23	23
02	PIPKINS, Luwane	g	2-9	1-7	0-0	1	1	2	2	5	2	2	0	3	29	29	29
05	BALDWIN, Chris		0-1	0-0	0-0	1	2	3	3	0	0	1	1	0	7	7	7
10	HINES, Malik		4-5	0-0	6-7	5	3	8	1	14	1	0	0	2	27	27	27
23	ANDERSON, C.J.		8-11	2-4	0-0	1	2	3	2	19	3	1	0	1	33	33	33
24	FLOWERS, Tyron		3-5	1-2	0-2	1	2	3	1	7	1	2	0	1	15	15	15
55	GRESHAM, Brison		0-0	0-0	0-2	0	1	1	0	0	0	2	0	0	3	3	3
Team								0	2	2							
Totals			24-53	5-21	9-17	12	19	31	18	62	15	14	1	8	200		

FG % 1st Half: 15-32 46.9% 2nd half: 9-21 42.9% Game: 24-53 45.3% Deadball Rebounds 4  
3FG % 1st Half: 3-11 27.3% 2nd half: 2-10 20.0% Game: 5-21 23.8%  
FT % 1st Half: 1-3 33.3% 2nd half: 8-14 57.1% Game: 9-17 52.9%

Officials: Ed Corbett, John Hughes, Brian Dorsey  
Technical fouls: Wagner-None, Massachusetts-None.  
Attendance: 2896

Score by periods	1st	2nd	Total
Wagner	29	26	55
Massachusetts	34	28	62

Last FG - WAGNER 2nd-01:26, UMASS 2nd-03:51.  
Largest lead - WAGNER by 3 1st-17:02, UMASS by 11 1st-03:29.  
WAGNER led for 02:02, UMASS led for 34:17. Game was tied for 03:30.

## GAME 7: UCF 65, UMASS 62

SAT., DEC. 3, 2016 // MULLINS CENTER; AMHERST, MASS.

UMass dropped a 65-62 game to UCF after the Knights hit a last-second 3-pointer during a broken play at the top of the arc that sealed the victory for the visitors. After the Minutemen evened the game at 62-apiece with 14 seconds to go on a Donte Clark corner 3-pointer, UCF had the last look for the win. A.J. Davis took play to the hoop with four seconds to go, but his contested layup bounced off the back of the rim and fell across the cylinder into the tangled arms of UMass and UCF players to the left of the hoop, which knocked the ball toward the top of the 3-point arc. Nick Banyard caught play, spun and sank a fade-away 3-pointer with less than one second to go on the clock for the final margin.

## Official Basketball Box Score -- Game Totals -- Final Statistics

## UCF vs Massachusetts

12/03/16 1:00 PM at Mullins Center; Amherst, MA

## UCF 65 • 6-1

#	Player	Total			3-Ptr			Rebounds			PF	TP	A	TO	Blk	Stl	Min
		FG-FGA	FG-FGA	FT-FTA	FG-FGA	FG-FGA	FT-FTA	Off	Def	Tot							
03	DAVIS, A.J.	r	1-4	0-0	2-3	1	4	5	2	4	0	5	1	1	28	28	28
14	BANYARD, Nick	r	4-6	2-5	0-0	1	8	9	2	10	3	2	0	0	32	32	32
24	FALL, Tacko	c	3-3	0-0	3-5	1	15	16	1	9	1	3	2	1	33	33	33
01	TAYLOR, B.J.	g	2-8	0-2	5-7	0	2	2	5	9	3	4	0	2	34	34	34
12	WILLIAMS, Matt	g	2-10	1-7	2-2	0	4	4	1	7	2	4	0	0	36	36	36
00	EFIANAYI, Tanksley		7-11	2-2	8-11	0	3	3	0	24	2	0	0	0	28	28	28
21	BROWN, Chad		0-0	0-0	2-2	0	0	0	3	2	0	0	0	0	7	7	7
30	LAING, Nathan		0-0	0-0	0-0	0	0	0	0	0	0	2	0	0	2	2	2
Team								1	1	2							
Totals			19-42	5-14	22-30	4	37	41	14	65	11	20	3	4	200		

FG % 1st Half: 8-21 38.

# UNIVERSITY OF MASSACHUSETTS MEN'S BASKETBALL GAME NOTES

## THE LAST TIME...

CATEGORY	UMASS	OPPONENT
Scored 30+ Points	37, Jabarie Hinds at Duquesne (OT), 2/14/16	43, Jack Gibbs, at Davidson, 1/16/16
Scored 40+ Points	40, Trey Davis vs. New Orleans, 12/16/15	43, Jack Gibbs, at Davidson, 1/16/16
Scored 20+ Points In A Half	<b>22 (2nd half), Donte Clark vs. Harvard, 11/26/16</b>	25 (2nd half), Jack Gibbs, at Davidson, 1/16/16
Scored 25+ Points In A Half	26 (2nd half), Ricky Harris at Saint Joseph's, 1/23/08	25, (2nd half), Jack Gibbs, at Davidson, 1/16/16
One Player Scored 30+ Points In Back-To-Back Games	Trey Davis (30) at Davidson, 1/16/16; 36 vs. Saint Louis, 1/23/16)	-
Two Players Scored 20+ Points	<b>DeJon Jarreau (25) &amp; Zach Lewis (20) at Ole Miss, 11/14/16</b>	<b>Sebastian Siaz (22) &amp; Cullen Neal (21), at Ole Miss, 11/14/16</b>
Two Players Scored 20+ Points In Back-To-Back Games	Rhode Island, 3/3/12 & Duquesne, 3/6/12 (Morgan 25, Carter 22) & (Williams 21, Farrell & Putney 20)	at Vanderbilt (1/5/08) & Saint Joseph's (1/9/08) (Shan Foster 32, A.J. Ogilvy 25) & (Ahmad Nivins 31, Pat Calathes 21)
Three Players Scored 20+ Points	vs. Clemson, 11/23/15 (Donte Clark [25], Trey Davis [25], Jabarie Hinds [21])	at Central Connecticut (1/3/11) (Robby Ptacek 26, Ken Horton 24, Shemik Thompson 24)
Two Players Scored 25+ Points	Trey Davis (26) & Jabarie Hinds (25) at St. Bonaventure, 2/27/16	Howard, 11/14/15 (James Daniel III [30], James Miller [27])
Five Players Scored 10 Points	5, Boston University, 12/2/15 (Donte Clark [20], Trey Davis [20], Jabarie Hinds [18], Rashaan Holloway [18], C.J. Anderson [12])	<b>5, at Ole Miss, 11/14/16; Sebastian Siaz (22), Cullen Neal (21), Terence Davis (13), DeAndre Burnett (12) &amp; Rasheed Brooks (11)</b>
Six Players Scored 10 Points	6, BYU, 12/7/13 (Chaz Williams [32], Sampson Carter [20], Raphael Putney [20], Maxie Esho [12], Trey Davis [11], Derrick Gordon [10])	6, at #25 Dayton, 1/6/16 (Charles Cooke [18], Steve McElvene [13], John Crosby [11], Kyle Davis [11], Dyshawn Pierre [11] & Sam Miller [10])
Had 15 Rebounds	17, Antwan Space at Duquesne (OT), 2/14/16	<b>16, Tacko Fall, UCF, 12/3/16</b>
Had 20 Rebounds	27, Jim Town vs. Boston College, 12/12/76	20, Yinka Dare, George Washington, 2/27/94
Had 10 Offensive Rebounds	11, Sean Carter at Duquesne, 2/11/10	10, Keith Butler, Temple, 3/3/04
Had 10 Defensive Rebounds	11, Trey Davis vs. La Salle, 3/5/16	<b>15, Tacko Fall, UCF, 12/3/16</b>
Two Players Had 10 Rebounds	Duquesne, 2/14/15 (Maxie Esho 13, Derrick Gordon 10)	Rhode Island, 3/10/16 (Earl Watson 15, Kuran Iverson 10)
Three Players Had 10 Rebounds	La Salle, 3/5/08 (Gary Forbes 11, Tony Gaffney 10, Chris Lowe 10)	at La Salle, 2/27/11 (Jerrell Williams 13, Earl Pettis 10, Steve Weingarten 10)
Guard Had 10 Rebounds	12, Trey Davis, La Salle, 3/5/16	10, Joseph Chartouny, Fordham (OT), 1/30/16
Had A Triple-Double	Chris Lowe vs. La Salle, 3/5/08 (14 points, 10 rebounds, 14 assists)	None
Had A Double-Double In A Half	Terrell Vinson, vs. Fordham 1/5/12 (11 points, 11 reb., 2nd half)	Sebastian Siaz, at Ole Miss, 11/14/16 (11 points, 11 reb., 2nd half)
Two Players Had Double-Doubles	Saint Joseph's, 2/25/15 (Cady Lalanne 14p, 13r; Trey Davis 11p, 10r)	vs. Florida State, 11/24/11 (Michael Snaer 18p, 10r; Okaro White 11p, 11r)
Three Players Had Double-Doubles	Providence, 12/28/13 (Williams 10p/10a; Carter 12p/12r; Lalanne 10p/15r)	at Syracuse, 11/28/07 (A. Onuaku 20 pts, 10 reb; P. Harris 13 pts, 11 reb; J. Flynn 20 pts, 12 ast)
Converted A Four-Point Play	<b>Luwane Pipkins, at Ole Miss, 11/14/16</b>	Sean Johnson, Duquesne, 1/17/13
Made 15 Field Goals	15, Lou Roe at Holy Cross, 12/11/93	16, Chris Brooks, West Virginia, 2/12/91
Attempted 25 Field Goals	26, Ricky Harris at La Salle, 3/3/10	26, Jack Gibbs, at Davidson, 1/16/16
Shot .750 From The Field (min. 10 att.)	.909 (10-11), Trey Davis, Iona, 12/30/14	.800 (8-10), Raymar Morgan, vs. Michigan State, 11/28/09
Made 15 Free Throws	18, Trey Davis vs. New Orleans, 12/16/15	15, Jack Gibbs, at Davidson, 1/16/16
Attempted 20 Free Throws	20, Trey Davis vs. New Orleans, 12/16/15	20, Jameer Nelson, Saint Joseph's, 3/8/03
Shot 1.000 From The Line (min. 10 att.)	10-10, Trey Davis, vs. Rhode Island, 3/10/16	11-11, Devin Brown, Holy Cross, 11/27/10
Made Seven Three-Pointers	7, Jabarie Hinds at Duquesne (OT), 2/14/16	7, Yuta Watanabe, George Washington, 3/7/15
Attempted 15 Three-Pointers	16, Trey Davis at Davidson, 1/16/16	16, Derrio Green, Charlotte, 1/30/10
Shot .750 From 3-Point (min. 5 att.)	.875 (7-8), Jabarie Hinds at Duquesne (OT), 2/14/16	.800 (4-5), Isaiah Miles, Saint Joseph's, 2/24/16
Had 10 Assists	10, Trey Davis, Saint Joseph's, 2/25/15	10, Micah Mason, at Duquesne (OT), 2/14/16
Had 15 Assists	15, Carl Smith vs. Duquesne, 1/23/86	Unknown
Had Eight Blocks	9, Tony Gaffney, Boston College, 12/6/08	14, Darrius Garrett, at Richmond, 1/13/10 (Atlantic 10 record)
Had Five Steals	<b>7, Luwane Pipkins, UCF, 12/3/16</b>	9, James Daniel III, Howard, 11/14/15
Had Eight Steals	<b>8, Luwane Pipkins, UMass Lowell, 11/11/16 (tied program record)</b>	9, James Daniel III, Howard, 11/14/15

## A TEAM...

CATEGORY	UMASS	OPPONENT
Won By 30 Points	30, (99-69), vs. Boston University, 12/2/15	30 (93-63) at #25 Dayton, 1/6/16
Won By 40 Points	50 (103-53) at Duquesne, 1/24/95	40 (90-50) Texas Tech, 11/21/03
Scored 100 Points	108, at Duquesne (OT), 2/14/16	104 vs. Seton Hall, 12/11/10
Scored Under 50 Points	43, at Dayton, 2/25/12	48, Texas Christian, 11/20/10
Scored Under 40 Points	38 vs. Saint Joseph's, 1/5/02	34, Temple, 1/21/06
Scored 50 Points In A Half	51 (2nd half), at Duquesne (OT), 2/14/16	<b>50 (2nd half), at Ole Miss, 11/14/16</b>
Scored 60 Points In A Half	61 (second half) vs. La Salle, 3/5/08	60 (2nd half), vs. Creighton, 11/25/15
Scored Under 10 Points In A Half	9 (first half) at Temple, 2/1/06	9 (first half), Connecticut, 12/10/02
Scored Under 15 Points In A Half	12 (first half) at Rhode Island, 3/3/16	15 (first half), Temple, 1/21/06
Scored Under 20 Points In A Half	12 (first half) at Rhode Island, 3/3/16	15 (first half), Saint Joseph's, 2/23/11
Rally from 10-point deficit to win	at Duquesne (OT), 2/14/16 (down 13 [43-30] with 00:31 to go in 1st)	at St. Bonaventure, 2/27/16 (down 18 [39-21] with 3:57 to go in the 1st)
Rally from 20-point deficit to win	vs. Rider, 11/12/10 (down 22 [46-24] with 16:24 to go in 2nd)	Unknown
Had A +20 Rebound Margin	+23 (48-25) vs. CCSU, 12/30/11	+24 (57-33) at La Salle, 2/27/11
Had 50 Rebounds	60 at Duquesne, 2/11/10	50, vs. Florida, 11/30/11
Had 60 Rebounds	60 at Duquesne, 2/11/10	61, Hofstra, 12/20/08
Had Less Than 25 Rebounds	23, at St. Bonaventure, 2/27/16	24, at Saint Joseph's, 2/5/11
Had 25 Offensive Rebounds	30 vs. Ohio State, 4/3/08	26, at George Washington, 2/17/10
Had Less Than Five Offensive Reb.	<b>2, at Holy Cross, 11/20/16</b>	2, St. Bonaventure, 1/9/16
Had 40 Defensive Rebounds	40 vs. La Salle, 3/5/08	40, Rutgers, 2/27/88
Made 40 Field Goals	40 at West Virginia, 1/27/95	41, vs. Michigan State, 11/28/09
Attempted 80 Field Goals	87 vs. Ohio State, 4/3/08	85, Hofstra, 12/20/08
Attempted Less Than 40 Field Goals	37, Richmond, 2/3/07	39, at Saint Louis, 1/14/06
Shot .600 From The Field	.619 (39-63) vs. Dartmouth, 11/11/06	.600 (30-50), at George Washington, 3/7/15
Made Less Than 15 Field Goals	13, at Dayton, 2/25/12	13, Temple, 1/21/06
Shot Less Than .300 From The Field	.250, at Dayton, 2/25/12	.293, at Rhode Island, 2/19/11
Made 30 Free Throws	30, at Duquesne (OT), 2/14/16	<b>36 at Ole Miss, 11/14/16</b>
Made 40 Free Throws	40 vs. Arkansas (50 attempted), 11/25/94	Unknown
Made Less Than Five Free Throws	2, at UCF (9 attempted), 12/3/16	3, Fordham, 1/6/10
Attempted 50 Free Throws	50 vs. Arkansas (40 made), 11/25/94	54 at Saint Joseph's, 1/23/08 (UMass opponent record)
Attempted Less Than 10 Free Throws	9, at UCF (2 made), 12/3/16	8, Rhode Island, 1/30/11
Shot .900 From The Line	.931 (27-29), Manhattan, 11/18/14	.923 (24-26), at Davidson, 1/16/16
Made 15 Three-Pointers	16, vs. Clemson, 11/23/15 (tied school record)	15, at St. Bonaventure, 2/15/03
Made No Three-Pointers	0, Boston College, 11/16/14	0, Florida State, 11/23/14
Attempted 30 Three-Pointers	38, UCF, (10 made), 12/3/16	35, Elon, 11/11/11
Attempted Less Than Five Three-Ptrs	3, Boston College, 11/16/14	4, at Duquesne, 1/7/06
Shot .500 From Three-Point Range	.520 (13-25), Boston University, 12/2/15	.556 (10-18), vs. St. Bonaventure, 1/9/16
Had 25 Assists	27 vs. La Salle, 3/5/08	28, #10/14 Providence, 12/21/15
Had Less Than Five Assists	4, vs. Creighton, 11/25/15	4, vs. Clemson, 11/23/15
Had 25 Turnovers	29 at Duquesne, 1/18/12	26 vs. Towson, 11/30/11
Had Five Or Fewer Turnovers	4 vs. Temple, 3/10/01	4, Temple, 3/3/04
Had 15 Blocks	15 vs. La Salle, 3/5/08	17, at Richmond, 1/13/10 (UMass opponent record)
Had No Blocks	0, at Harvard, 11/17/15	0, vs. Utah, 11/25/11
Had 15 Steals	<b>15, UCF, 12/3/16</b>	17, Duquesne, 2/16/11
Had No Steals	0, Dayton, 1/9/11	0, Alabama-Birmingham, 11/25/05





# HEAD COACH DEREK KELLOGG

MASSACHUSETTS '95 // NINTH SEASON AS HEAD COACH OVERALL AND AT MASSACHUSETTS

Entering his ninth season at the helm of his alma mater, UMass men's basketball head coach Derek Kellogg has guided the Minutemen back to prominence with national postseason appearances in the NCAA Tournament and NIT, culminating in 140 head coach victories for the 1995 UMass graduate entering 2016-17.

Kellogg, already the third-winningest coach in the 100-plus year history of UMass basketball, moved the Minutemen down the block to the program's new home, the John Francis Kennedy

Champions Center for UMass Basketball ahead of the 2015-16 season. The 53,000-square foot basketball-centric facility offers one of the top homes in college basketball with dedicated practice courts, full athletic training and strength and conditioning suites, a cinema-style film room and additional space for team meetings and meals, coach and administrative offices and a connecting tunnel to the Mullins Center.

With the help of assistant coaches Andy Allison, Shyrone Chatman and Adam Ginsburg, Kellogg guided Massachusetts averaged 20 wins per season over the last five campaigns. The successful stretch includes the 24-win season in 2013-14 when Kellogg led the Minutemen back to the NCAA Tournament for the first time in 15 years and an NIT Final Four berth during 2011-12.

Kellogg's noted success as a recruiter, combined with the state-of-the-art, dedicated home for basketball at UMass, helped the eighth-year leader land a top-25 class ahead of the 2016-17 school year. The group, comprised of Chris Baldwin, Tyrn Flowers, Brison Gresham, DeJon Jarreau and Unique McLean, ranked among the top 25 nationally and provide the Minutemen the most vaunted incoming class in the Atlantic 10 Conference.

In addition to infusing energy on the sidelines and court, Kellogg-led UMass teams have re-dedicated themselves to the local and regional community that cheers on the Minutemen. Kellogg serves as the Honorary Co-Chairman of the Juvenile Diabetes Research Foundation for the Northern Connecticut/Western Massachusetts chapter, while participating with the entire team in the JDRF Walk to Cure Diabetes. He has also lent his time to the Clarke Schools for Hearing and Speech and Baystate Children's Hospital of Springfield/Children's Miracle Network.

The 2015-16 season marked a year of transition for the Minutemen as the squad adjusted to its new home in the Champions Center. The guard trio of Donte Clark, Trey Davis and Jabarie Hinds buoyed Massachusetts as it reached the Atlantic 10 Championship Quarterfinals via the combined strength of nearly 50 points per game from the three. Davis collected USBWA All-Region following the season while Hinds earned Atlantic 10 Co-Sixth Man of the Year.

Massachusetts picked up its fourth consecutive winning season in 2014-15, spearheaded by Kellogg and a pair of then-seniors and current professional basketball players, Maxie Esho and Cady Lalanne. Esho, who recently signed an NBA D-League contract, and Lalanne, the 55th pick of the 2015 NBA Draft (San Antonio Spurs), assisted Kellogg in winning 17 games and finishing tied for sixth in the talent-rich Atlantic 10.

In 2013-14, Kellogg's dedication to his alma mater brought the program back to the national spotlight. UMass opened the year with 10-consecutive victories and collected the Charleston Classic Championship as it rose to a top-20 ranking - its first time in the polls since early in the 1998-99 campaign. The squad eventually was slotted as high as No. 12 in the coaches poll and No. 13 in the Associated Press ledger and spent 10 weeks and played 15 games as a ranked team.

The year secured UMass a No. 6 seed in the NCAA Tournament after the program had not achieved that benchmark since 1998. Senior Chaz Williams capped his Minuteman career with his third consecutive appearance on first team all-district and all-conference listings.

UMass also continued its rise at the gate as the team averaged 6,600 fans, putting season attendance numbers at a 100 percent increase over the previous three years. The Minutemen sold-out six games at the Mullins Center and, by year's end, UMass' home attendance had increased by 1,345 fans from 2012-13 to 2013-14, ranking 10th nationally.

The 2013-14 campaign marked the second-consecutive year the Minutemen appeared in the top-30 for the largest increase from the previous year. The 6,600 home attendance average was the highest since the 1998-99 campaign, while the single-season increase was the largest since moving into the Mullins Center midway through the 1992-93 year. It was also the eighth-highest average in school history.

The Minutemen posted 21 victories during 2012-13, including their second NIT appearance in as many seasons. Williams picked up his second consecutive first team all-conference and NABC all-district laurels and became the first player to go back-to-back in both categories since Rashaun Freeman (2005-07).

During 2011-12, Kellogg's tutelage led Massachusetts to a 25-11 overall record and advanced to the semifinals of the Atlantic 10 Championship and the NIT. Kellogg's energy as a coach, mimicked by the squad on the court, earned UMass a tied for fifth in the A-10 after the squad was picked 12th in the preseason poll. Kellogg also installed his up-tempo offense to go along with a pressure defense that resulted in a team breaking the school record for steals, while ranking in the top five nationally in possessions per game.

Leading the way during 2011-12 was Williams, who tallied first team all-Atlantic 10 and NABC all-district after averaging 16.9 points, 6.2 assists and 4.4 rebounds per game. Williams set UMass sophomore records for assists (231) and steals (81). The friendly confines of the Mullins Center and its home crowd helped the team earn a 15-1 mark during games played in Amherst. The Minutemen played before four crowds of more than 6,200 in the final six games, including a season-high 8,399 in the victory over Saint Louis.

In 2010-11, Kellogg guided UMass to its best start since the 1995-96 Final Four campaign as the Minutemen opened the year with a 7-0 mark. UMass also posted its first seven-game win streak since 1998 and have since eclipsed that figure when it won 10 straight at the start of 2013-14.

## DEREK KELLOGG'S YEAR-BY-YEAR COACHING RECORD

SEASON	PROGRAM	POSITION	RECORD	POSTSEASON NOTE(S)
1996-97	Massachusetts	Graduate Assistant	19-14	NCAA First Round
1997-98	George Mason	Assistant Coach	9-18	-
1998-99	George Mason	Assistant Coach	19-11	CAA Champions/NCAA First Round
1999-00	Youngstown State	Assistant Coach	12-16	-
2000-01	Memphis	Assistant Coach	21-15	NIT Final Four
2001-02	Memphis	Assistant Coach	27-9	C-USA Division Champs/NIT Champions
2002-03	Memphis	Assistant Coach	23-7	C-USA Division Champs/NCAA First Round
2003-04	Memphis	Assistant Coach	22-8	C-USA Champions/NCAA Second Round
2004-05	Memphis	Assistant Coach	22-16	NIT Final Four
2005-06	Memphis	Assistant Coach	33-4	C-USA Champions/NCAA Elite Eight
2006-07	Memphis	Assistant Coach	33-4	C-USA Champions/NCAA Elite Eight
2007-08	Memphis	Assistant Coach	38-2	C-USA Champions/NCAA Finalists
2008-09	Massachusetts	Head Coach	12-18	Atlantic 10 Tournament
2009-10	Massachusetts	Head Coach	12-20	Atlantic 10 Tournament
2010-11	Massachusetts	Head Coach	15-15	Atlantic 10 Tournament
2011-12	Massachusetts	Head Coach	25-12	Atlantic 10 Tournament/NIT Final Four
2012-13	Massachusetts	Head Coach	21-12	Atlantic 10 Tournament/NIT First Round
2013-14	Massachusetts	Head Coach	24-9	Atlantic 10 Tournament/NCAA Second Round
2014-15	Massachusetts	Head Coach	17-15	Atlantic 10 Second Round
2015-16	Massachusetts	Head Coach	14-18	Atlantic 10 Quarterfinals
2016-17	Massachusetts	Head Coach	5-2	-
<b>As Head Coach</b>	<b>One Program</b>	<b>Ninth Season</b>	<b>145-121</b>	<b>1 NCAA Tournament Appearance</b> <b>2 NIT Appearances</b>
<b>Overall</b>	<b>Four Programs</b>	<b>21st Season</b>	<b>422-242</b>	<b>8 Atlantic 10 Tournament Appearances</b> <b>8 NCAA Tournament Appearances</b> <b>5 NIT Appearances</b> <b>7 Conference Championships</b>

## UNIVERSITY OF MASSACHUSETTS MEN'S BASKETBALL COACHING STAFF

Kellogg capped his second season with an Atlantic 10 Tournament appearance and first round victory, the first in eight years, as UMass knocked off No. 6 seed Charlotte, 59-56.

In his first year as the head coach at UMass, Kellogg led the Minutemen to one of their most thrilling wins in recent memory, an epic win over defending NCAA Champion Kansas before a nationally-televised audience on ESPN.

Kellogg's first full recruiting class at UMass was named one of the nation's top groups and the consensus best class in the A-10. Kellogg guided Putney, Riley and Vinson to 1,000-point careers at UMass while members of the quintet helped Kellogg win 97 games from 2009-14 and secure three national postseason appearances.

Kellogg was named the 21st head coach in University of Massachusetts men's basketball history on April 23, 2008. He returned to his alma mater for his first head coaching opportunity after he served as an assistant coach for 12 years, the last eight at the University of Memphis under former UMass head coach and Naismith Hall of Fame inductee John Calipari. The energetic and hard-working Kellogg is largely credited for recruiting many of the student-athletes who helped Memphis reach the 2008 NCAA Championship Game and record eight consecutive 20-win seasons with as many consecutive postseason berths, and Kellogg has continued his strong recruiting efforts at UMass.

Kellogg spent eight years on the Memphis staff alongside Calipari where he brought his "coach on the floor" mentality at UMass to the sidelines, and it produced results for the Tigers. In Kellogg's eight seasons in Memphis, he helped the Tigers to eight-straight 20-win seasons and eight consecutive postseason berths (NCAA: 2003, '04, '06, '07, '08; NIT: 2001, '02, '05). It marked the first time the Memphis basketball program reached eight consecutive national postseasons, breaking the previous mark of six-in-a-row from 1988-93.

In 2007-08, Kellogg was an integral part of another magical Tiger campaign, which continued through to the 2008 NCAA Tournament Championship Game. The NCAA Final Four appearance was the Tigers' first since 1985 and the NCAA title contest was the program's first since 1973. Memphis set an NCAA single-season record for victories with 38 wins (38-2 mark) and held down the No. 1 spot in both national polls for five-straight weeks during the season. The Tigers finished 2007-08 ranked No. 2 in the nation, the highest final ranking in school history. Memphis also won a school-record 26-straight games and swept the Conference USA regular season and tournament titles for a third-consecutive season.

The Tigers won 30 games for a third-straight year in 2007-08, becoming the second school in NCAA Division I history to accomplish the feat. Kentucky was the first to do so from 1947-49 and 1996-98. UCLA joined the elite group later in 2007-08. From 2005-06 to 2007-08, Memphis won 104 games (104-10 record) and tied the 1996-98 Kentucky squads for the most victories in a three-year period in NCAA Division I history.

In 2006-07, Kellogg helped lead Memphis to another record-setting campaign. The Tigers won 33 games for a second-straight season (33-4 record) and captured their second-consecutive Conference USA regular season and tournament titles. The back-to-back outright regular season crowns were a first for the Memphis program, and the consecutive tournament championships were the Tigers first since they won two-straight Metro Conference Tournaments in 1984 and 1985. Memphis advanced to the NCAA Tournament Elite Eight for a second-straight year (2006, 2007), marking the first time in school history that happened.

The 2006-07 Tigers also pulled a first in Conference USA history. Memphis posted a perfect 16-0 regular season mark and captured the league's postseason tournament. The Tigers were the second squad in C-USA history to go 16-0 in the regular season as Cincinnati did so in 1999-2000. That Bearcat team, though, did not win the Conference USA Tournament title. The Tigers received a No. 2 seed in the NCAA Tournament and finished in the top 10 in both national polls (No. 5/AP; No. 7/ESPN-USA Today).

Kellogg also played an integral role in the Tigers' 2005-06 remarkable season. Memphis posted a 33-4 record and won the Conference USA regular season and tournament titles. The conference regular season crown was the Tigers' second in three years. The 2005-06 Memphis squad earned the program's first-ever NCAA Tournament No. 1 seed and advanced to the Elite Eight for the first time since 1992. The Tigers finished the season ranked in the top 10 of both national polls (No. 4/AP; No. 6/ESPN-USA Today). Those final rankings were the highest in Memphis basketball history at the time.

From when Kellogg joined the Memphis staff in 2000-01, the Tigers won the 2002 National Invitation Tournament Championship, claimed a share of the 2004 Conference USA regular season crown and took home the 2002 and 2003 C-USA National Division titles. The Tigers posted 219 overall victories (27.3 wins per year) and 101 conference wins (12.6 league victories per year) in his eight seasons. The eight years prior to that span, the Tigers only had 140 total wins and 66 conference victories.

In addition to the 2006-08 final national rankings, the Tigers also finished the 2003 (No. 19) and 2004 (No. 24) seasons ranked in the final Associated Press poll. Prior to the 2002-03 and 2003-04 seasons, the last time Memphis was ranked in the final polls in consecutive years was the 1984-85 and 1985-86 campaigns.

Kellogg was an off-campus recruiter for the Tigers and also assisted in scouting opponents. His hard work -- especially on the recruiting trail -- gained him national recognition. In the summer of 2007, Rivals.com listed Kellogg (No. 7 spot) as one of the nation's 10 assistants "ready to move up." A year earlier in 2006, the same web site named Kellogg as one of the nation's top 25 recruiters, and HoopScoop magazine tabbed him as one of the nation's top assistant coaches.

Prior to joining Calipari's staff, Kellogg spent one season at Youngstown State. In his lone year at Youngstown State, Kellogg was a member of a coaching staff led by former UMass assistant John Robic that rallied a community around Penguin basketball. Youngstown State finished fourth in the Mid-Continent Conference regular season standings, despite the absence of leading scorer Elmer Brown for the final seven games of the regular season. Youngstown State signed a freshman class that included three top-100 recruits during Kellogg's tenure.

Kellogg joined the Youngstown State staff after two seasons at George Mason University in Fairfax, Va., where he worked for Jim Larranaga. The Patriots posted a 19-11 record during the 1998-99 season, captured the Colonial Athletic Association regular season and tournament championships and earned an automatic bid to the 1999 NCAA Tournament.

As a four-year letterwinner at Massachusetts from 1992-95, Kellogg played on four Atlantic 10 Conference regular season and tournament championship teams. The Minutemen were just the second team in NCAA history to win four-straight outright season and tournament championships.

During his four-year career at UMass under Calipari, the Minutemen were 111-24, including 51-11 in the Atlantic 10, and advanced to the NCAA Tournament each year, including the Elite Eight in 1995. Kellogg was named the team's captain as a junior and senior, earned Atlantic 10 All-Conference in 1995 and picked up three Atlantic 10 All-Academic honors. Kellogg ranks fifth in assists (453) and seventh in three-pointers (138) as well as seventh in three-point percentage (38.1) all-time at UMass.

Kellogg played his high school basketball at Springfield Cathedral where he was a two-time Massachusetts All-State player and McDonald's All-America Honorable Mention.

Following graduation from UMass, Kellogg pursued professional basketball before he began his coaching career at his alma mater. He was a graduate assistant and part-time radio broadcaster at UMass for the 1996-97 season after he played a season with the Connecticut Skyhawks in the United States Basketball League in 1995.

Kellogg, 42, is a 1995 graduate of the University of Massachusetts with a degree in real estate and finance. In May 2005, he married Nicole Flory, who graduated from UMass in 1997. The couple has one son, Max, while Kellogg's parents, George and Ruth, still reside locally in Belchertown, Mass.

### KELLOGG'S MARQUEE HEAD COACHING VICTORIES

First Victory	Massachusetts 90, Arkansas-Monticello 71; Nov. 11, 2008
25th Victory	Massachusetts 77, Rider 67; Nov. 12, 2010
50th Victory	Massachusetts 97, Central Connecticut 65; Dec. 30, 2011
75th Victory	Massachusetts 77, Fordham 73; Jan. 13, 2013
100th Victory	Massachusetts 88, George Mason 87; Jan. 15, 2014
125th Victory	Massachusetts 82, Duquesne 74; Feb. 14, 2015
First A-10 Victory	Massachusetts 75, Dayton 62; Jan. 10, 2009
25th A-10 Victory	Massachusetts 86, George Washington 75; Feb. 4, 2012
50th A-10 Victory	Massachusetts 60, Rhode Island 56; Jan. 17, 2015
First Postseason Win	Massachusetts 59, Charlotte 56 (Atlantic 10 Tournament); March 9, 2010
First NIT Win	Massachusetts 101, Mississippi State 96 (20T); March 13, 2012



# 23 C.J. ANDERSON

**JUNIOR • GUARD • 6-6 • 207**

**MEMPHIS, TENN. • ARLINGTON HIGH SCHOOL**

## 2016-17 ACCOLADES

NABC Good Works Team Nominee (Nov. 30)

## AS A JUNIOR IN 2016-17

- Reserve point guard provided veteran poise with six points, three steals and two assists against UMass Lowell (11/11).
- Led UMass with four assists and had four points with four rebounds and a steal against Harvard (11/26).
- Went off for a career-best and game-high 19 points as he also reset his personal benchmarks in field goals made (8), field goal attempts (11), 3-point field goals made (3) and 3-point field goals attempts (4).
- Had 15 points on the season (3.0 per game) prior to scoring 19 against Wagner.
- Had a career-high and game-best eight assists against no turnovers vs. UCF (12/3).
- 15 assists, three turnovers last three games (+5.00 A-T Ratio).
- Shooting 60.0 percent from the floor this season (12-of-20).

## AS A SOPHOMORE IN 2015-16

- Matched or reset each of his single game career highs as a sophomore, including his double-digit point and rebound performances.
- Led the Minutemen in rebounding during five contests, the most among returning guards.
- Ripped down a personal best 12 rebounds, seven more than his previous career high, and dished out six assists over 26 minutes against Central Arkansas (11/19).
- Notched a career best 12 points with three assists in 27 minutes during the 99-69 win over Boston University.
- Played a career high 42 minutes through overtime against Fordham (1/30), when he had a near double-double on 11 rebounds, nine points and five assists.
- Scored all six of his points in overtime to help UMass to its 61-56 OT victory over Rhode Island (2/2).
- Led UMass with nine rebounds, scored four points, earned four steals and dished out three assists in the win over George Mason (2/21).
- Ended the regular season with an eight-rebound, three-point, two-assist, one-block performance in the win over La Salle (3/5).

## HIGH SCHOOL & PERSONAL NOTES

- Played at Arlington High School for three years and Whitehaven High School for one.
- Father, Cedric, Sr., played basketball at Tennessee Tech.

## 2016-17 SEASON BESTS

**Pts:** 19, vs. Wagner, 11/30/16  
**Rebs:** 5, at Ole Miss, 11/14/16  
**FGM:** 8, vs. Wagner, 11/30/16  
**FGA:** 11, vs. Wagner, 11/30/16  
**3FGM:** 3, vs. Wagner, 11/30/16  
**3FGA:** 4, vs. Wagner, 11/30/16  
**FTM:** 3, at Ole Miss, 11/14/16  
**FTA:** 6, vs. Harvard, 11/26/16  
**Ast:** 8, vs. UCF, 12/3/16  
**Blk:** -  
**Stl:** 3, vs. UMass Lowell, 11/11/16  
**Min:** 33, vs. Wagner, 11/30/16

## CAREER BESTS

**Pts:** 19, vs. Wagner, 11/30/16  
**Rebs:** 12, vs. Central Arkansas, 11/19/15  
**FGM:** 8, vs. Wagner, 11/30/16  
**FGA:** 11, vs. Wagner, 11/30/16  
**3FGM:** 3, vs. Wagner, 11/30/16  
**3FGA:** 4, vs. Wagner, 11/30/16  
**FTM:** 5, at Duquesne, 2/14/16  
**FTA:** 6, 2x, last at Rhode Island, 3/3/16  
**Ast:** 8, vs. UCF, 12/3/16  
**Blk:** 1, 6x, last vs. La Salle, 3/5/16  
**Stl:** 5, at Fordham, 2/17/16  
**Min:** 42, vs. Fordham, 1/30/16

## ANDERSON'S 2016-17 GAME-BY-GAME

Date	Opponent	GS	MIN	FG-A	3P-A	FT-A	REB	PF	A	TO	BL	ST	PTS
N11	UMass Lowell		27	2-3	0-1	2-2	2	2	2	1	0	3	6
N14	at Ole Miss		25	1-1	0-0	3-5	5	3	4	3	0	1	5
N17	Temple		2	0-0	0-0	0-0	0	1	0	1	0	0	0
N20	at Holy Cross		13	0-0	0-0	0-0	2	2	0	3	0	0	0
N26	Harvard		21	1-1	0-0	2-6	4	3	4	1	0	1	4
N30	Wagner		33	8-11	3-4	0-0	3	2	3	1	0	1	19
D3	UCF		24	0-4	0-3	0-0	1	2	8	1	0	1	0
D8	Pacific												
D10	at Providence												
D13	N. Carolina A&T												
D17	Kennesaw State												
D22	Rider												
D28	at Georgia State												
D30	St. Bonaventure												
J4	at George Mason												
J7	at VCU												
J11	Dayton												
J15	at Rhode Island												
J18	Saint Joseph's												
J21	Fordham												
J25	at Saint Louis												
J28	George Mason												
F1	at La Salle												
F7	Rhode Island												
F11	at Saint Joseph's												
F15	at Duquesne												
F18	Davidson												
F23	at G. Washington												
F26	La Salle												
M1	Richmond												
M4	at St. Bonaventure												

## ANDERSON'S MISCELLANEOUS STATISTICS

**Double-Digit Scoring Games:** 2, last vs. Wagner, 11/30/16

**Double-Digit Rebound Games:** 2, last vs. Fordham, 1/30/16

**Games With 5+ Assists:** 3, last vs. UCF, 12/3/16

**Games With 5+ Steals:** 1, at Fordham, 2/17/16

## ANDERSON'S CAREER STATISTICS

YEAR	GP-GS	MIN/AVG	FGM-FGA/%	3PM-3PA/%	FTA-FTM/%	O-D-T REB/AVG	PF/DQ	AST	TO	BLK	STL	PTS/AVG
14-15	29-0	293/10.1	10-30/.333	3-13/.231	7-10/.700	10-31-41/1.4	41/0	17	11	2	9	30/1.0
15-16	32-11	774/24.2	38-102/.373	9-35/.257	27-36/.750	18-111-129/4.0	54/0	67	37	4	25	112/3.5
16-17	7-0	145/20.7	12-20/.600	3-8/.375	7-13/.538	8-9-17/2.4	15/0	21	10	0	7	34/4.9
<b>TOTALS</b>	<b>68-11</b>	<b>1212/17.8</b>	<b>60-152/.395</b>	<b>15-56/.268</b>	<b>41-59/.695</b>	<b>36-151-187/2.8</b>	<b>110/0</b>	<b>105</b>	<b>58</b>	<b>6</b>	<b>41</b>	<b>176/2.6</b>



# 5 CHRIS BALDWIN

FRESHMAN • FORWARD • 6-8 • 235

SPRINGFIELD, MASS. • CENTRAL HIGH SCHOOL • NOTRE DAME PREP

## CAREER BESTS

**Pts:** 6, vs. UMass Lowell, 11/11/19

**Rebs:** 5, at Holy Cross, 11/20/16

**FGM:** 3, vs. UMass Lowell, 11/11/19

**FGA:** 4, vs. UMass Lowell, 11/11/19

**3FGM:** -

**3FGA:** -

**FTM:** -

**FTA:** -

**Ast:** 1, at Ole Miss, 11/14/16

**Blk:** 1, 3x, last vs. Wagner, 11/30/16

**Stl:** 1, vs. Temple, 11/17/16

**Min:** 15, at Ole Miss, 11/14/16

## AS A FRESHMAN IN 2016-17

- Made his first appearance as a Minuteman with six points and three rebounds over nine minutes against UMass Lowell (11/11).
- Grabbed five boards and turned aside one shot at Holy Cross (11/20)
- Played five minutes against Harvard (11/26) before missing the remainder of the contest with a broken nose.
- Has at least three rebounds in four of his five appearances as a reserve forward.

## BEFORE UMASS & PERSONAL

- Four-star recruit ranked No. 2 in Massachusetts, No. 31 in the region and No. 32 at power forward according to ESPN.
- Three-star recruit ranked No. 4 in Massachusetts and No. 42 at power forward according to 247Sports.
- Three-star recruit according to Rivals.
- Chose UMass over offers from Fairfield, La Salle, Pittsburgh, Rhode Island, Temple, Towson and West Virginia, among other.
- Averaged 15.6 and 11.8 points per game during his two seasons playing at Central High School.
- Played AAU for Mass Rivals.

## BALDWIN'S 2016-17 GAME-BY-GAME

Date	Opponent	GS	MIN	FG-A	3P-A	FT-A	REB	PF	A	TO	BL	ST	PTS
N11	UMass Lowell	9	3-4	0-0	0-0	3	5	0	2	0	0	0	6
N14	at Ole Miss	15	1-3	0-0	0-0	4	2	1	0	1	0	2	2
N17	Temple	6	1-2	0-0	0-0	3	1	0	0	0	1	2	2
N20	at Holy Cross	8	0-0	0-0	0-0	5	0	0	0	1	0	0	0
N26	Harvard	5	0-1	0-0	0-0	0	0	0	0	0	0	0	0
N30	Wagner	7	0-1	0-0	0-0	3	3	0	1	1	0	0	0
D3	UCF	1	0-0	0-0	0-0	0	0	0	0	0	0	0	0
D8	Pacific												
D10	at Providence												
D13	N. Carolina A&T												
D17	Kennesaw State												
D22	Rider												
D28	at Georgia State												
D30	St. Bonaventure												
J4	at George Mason												
J7	at VCU												
J11	Dayton												
J15	at Rhode Island												
J18	Saint Joseph's												
J21	Fordham												
J25	at Saint Louis												
J28	George Mason												
F1	at La Salle												
F7	Rhode Island												
F11	at Saint Joseph's												
F15	at Duquesne												
F18	Davidson												
F23	at G. Washington												
F26	La Salle												
M1	Richmond												
M4	at St. Bonaventure												

## BALDWIN'S CAREER STATISTICS

YEAR	GP-GS	MIN/AVG	FGM-FGA/%	3PM-3PA/%	FTA-FTM/%	O-D-T REB/AVG	PF/DQ	AST	TO	BLK	STL	PTS/AVG
16-17	7-0	51/7.3	5-11/.455	0-0/.000	0-0/.000	5-13-18/2.6	11/1	1	3	3	1	10/1.4





# 33 SETH BERGER

REDSHIRT JUNIOR • FORWARD • 6-8 • 212

SEATTLE, WASH. • BALLARD HIGH SCHOOL

## AS A REDSHIRT JUNIOR IN 2016-17

- Started against UMass Lowell (11/11) but suffered an injury and subsequently missed the game at Ole Miss (11/14).
- Provided a calming, veteran presence off the bench with six points (3-3 FG) and a pair of rebounds against Temple (11/17).
- Shot a perfect 6-6 on field goals and had 13 points at Holy Cross (11/20), which included a 5-for-5, 11-point second half during the 68-60 victory.
- Shooting 71.4 percent from the floor this season (10-of-14).

## AS A REDSHIRT SOPHOMORE IN 2015-16

- Scored double figures in five games.
- Reset his career highs in all statistical categories during his redshirt sophomore season.
- Returned from his 2014-15 season-ending injury with 10 points, four rebounds and a steal in the win over Howard (11/14).
- Tied his then-career best in points (14) during 20 minutes played against Ole Miss (12/5).
- Totaled 14 points with three boards and a pair of steals at FGCU (12/13) as he finished with career highs in field goals made (6) and tied his most attempted (8).
- Ripped down 10 rebounds, a one-game personal best, and tied his career high with a pair of blocks against LIU Brooklyn (12/29).
- Tallied a then-career best of 15 points (5-6 FG, 1-1 3FG, 4-5 FT) with seven boards, two assists, one block and a steal without turning it over in 34 minutes on the floor at La Salle (1/3).
- Came off the bench with a team-high and single-game personal best 17 points to go along with six rebounds and two steals at Saint Joseph's (1/27).
- Suffered an injury to his head against VCU (2/12) and walked off under his own power but did not return to the game.
- Did not play at Duquesne (2/14) due to the injury suffered vs. VCU.
- Posted eight points and a season-high three steals in the near-upset of St. Bonaventure (2/27).

## HIGH SCHOOL & PERSONAL NOTES

- Ranked as the No. 38 small forward in the country and No. 4 player in the state of Washington by ESPN.
- Father, Bill, played basketball at Northwest College (1986-88).

## 2016-17 SEASON BESTS

**Pts:** 13, at Holy Cross, 11/20/16  
**Rebs:** 4, 5x, last vs. UCF, 12/3/16  
**FGM:** 6, at Holy Cross, 11/20/16  
**FGA:** 6, at Holy Cross, 11/20/16  
**3FGM:** -  
**3FGA:** -  
**FTM:** 1, at Holy Cross, 11/20/16  
**FTA:** 2, at Holy Cross, 11/20/16  
**Ast:** 2, vs. Wagner, 11/30/16  
**Blk:** -  
**Stl:** 2, twice, last vs. UCF, 12/3/16  
**Min:** 31, at Holy Cross, 11/20/16

## CAREER BESTS

**Pts:** 17, at Saint Joseph's, 1/27/16  
**Rebs:** 10, vs. LIU Brooklyn, 12/29/15  
**FGM:** 7, at Saint Joseph's, 1/27/16  
**FGA:** 11, at Saint Joseph's, 1/27/16  
**3FGM:** 2, 2x, last at St. Bonaventure, 2/27/16  
**3FGA:** 6, at Saint Joseph's, 1/27/16  
**FTM:** 5, vs. Ole Miss, 12/5/15  
**FTA:** 6, vs. Ole Miss, 12/5/15  
**Ast:** 3, 2x, last vs. Boston U., 12/2/15  
**Blk:** 2, 2x, last vs. LIU Brooklyn, 12/29/15  
**Stl:** 4, vs. Northeastern, 11/26/14  
**Min:** 34, 2x, last vs. La Salle, 1/3/16

## BERGER'S 2016-17 GAME-BY-GAME

Date	Opponent	GS	MIN	FG-A	3P-A	FT-A	REB	PF	A	TO	BL	ST	PTS
N11	UMass Lowell	*	7	0-2	0-0	0-0	4	4	1	0	0	0	0
N14	at Ole Miss						Did not play - injured						
N17	Temple		18	3-3	0-0	0-0	2	0	0	1	0	0	6
N20	at Holy Cross	*	31	6-6	0-0	1-2	4	2	1	4	0	2	13
N26	Harvard	*	12	0-2	0-1	0-2	4	2	0	0	0	0	0
N30	Wagner	*	18	1-1	0-0	0-0	4	1	2	3	0	0	2
D3	UCF	*	13	0-1	0-0	0-0	4	3	0	0	0	2	0
D8	Pacific												
D10	at Providence												
D13	N. Carolina A&T												
D17	Kennesaw State												
D22	Rider												
D28	at Georgia State												
D30	St. Bonaventure												
J4	at George Mason												
J7	at VCU												
J11	Dayton												
J15	at Rhode Island												
J18	Saint Joseph's												
J21	Fordham												
J25	at Saint Louis												
J28	George Mason												
F1	at La Salle												
F7	Rhode Island												
F11	at Saint Joseph's												
F15	at Duquesne												
F18	Davidson												
F23	at G. Washington												
F26	La Salle												
M1	Richmond												
M4	at St. Bonaventure												

## BERGER'S MISCELLANEOUS STATISTICS

**Double-Digit Scoring Games:** 6, last at Holy Cross, 11/20/16

**Double-Digit Rebounding Games:** 1, vs. LIU Brooklyn, 12/29/15

## BERGER'S CAREER STATISTICS

YEAR	GP-GS	MIN/AVG	FGM-FGA/%	3PM-3PA/%	FTA-FTM/%	O-D-T REB/AVG	PF/DQ	AST	TO	BLK	STL	PTS/AVG
13-14	18-0	40/2.2	3-9/.333	0-4/.000	2-2/1.000	3-5-8/0.4	8/0	2	1	0	1	8/0.4
14-15	8-8	109/13.6	6-16/.375	2-6/.333	2-2/1.000	7-9-16/2.0	17/0	6	5	2	11	16/2.0
15-16	31-7	604/19.5	63-125/.504	14-43/.326	22-38/.579	28-75-103/3.3	83/3	15	23	9	18	162/5.2
16-17	6-5	99/16.5	10-15/.667	0-1/.000	1-4/.250	11-11-22/3.7	12/0	4	8	0	4	21/3.5
<b>TOTALS</b>	<b>63-20</b>	<b>852/13.5</b>	<b>82-165/.497</b>	<b>16-54/.296</b>	<b>27-46/.587</b>	<b>49-100-149/2.4</b>	<b>120/3</b>	<b>27</b>	<b>37</b>	<b>11</b>	<b>34</b>	<b>207/3.3</b>



# 0 DONTÉ CLARK

**JUNIOR • GUARD • 6-4 • 192**

**CHARLOTTE, N.C. • HARGRAVE MILITARY ACADEMY (VA.)**

## 2016-17 ACCOLADES

A-10 Preseason All-Conference Third Team

## AS A JUNIOR IN 2016-17

- Atlantic 10 Preseason All-Conference Third Team
- One of only five non-seniors recognized on the three Atlantic 10 Preseason All-Conference teams.
- Opened the year with 14 points, nine rebounds (all defensive) and four assists against UMass Lowell (11/11).
- Had 13 points total, including 10 in the second half, at Ole Miss (11/14).
- Split his 14 points between seven in each half, including a step-back 3-pointer from the top of the arc that pushed UMass ahead 63-61 with 3:21 left against Temple (11/17).
- His 18 points at Holy Cross led both sides while he scored 10 of those in the pivotal second half after the team's entered halftime tied at 27-all.
- Finished with 29 points - including 22 in the second half - in the win over Harvard (11/26), when he scored 18 of the team's last 22 points.
- Hit a game-tying right corner 3-pointer vs. UCF (12/3) with 14 seconds to play that evened the game at 62-all.

## AS A SOPHOMORE IN 2015-16

- A-10 rankings: 3-point field goals made (14th; 1.9), scoring (15th; 16.1).
- A-10 conference-only rankings: scoring (15th; 16.1).
- Sported 25 games scoring in double-figures during the season, including nine with 20 or more scored and shot 50.0 percent or better from 3-point land in nine games.
- Tied with Trey Davis for the team high in points (25) vs. Clemson during 28 minutes as he hit from all spaces on the floor (7-15 FG; 5-10 3FG; 6-7FT).
- Led the Minutemen with 24 points and hit 5 3-pointers for the third time in the last five games while he dished out four assists vs. Ole Miss (12/5).
- Posted a career game against New Orleans when he reset his personal bests in points (30), rebounds (8), minutes (41) and free throws attempted (12) and tied his top marks in field goals made (9) and field goals made (9), free throws attempted (12) and steals (3).
- Totaled 25 points - his fourth career game with at least as many - to go with five rebounds and four assists against St. Bonaventure (1/9).
- Led both sides with 22 points in the 69-63 upset win over VCU (2/11).
- Forced OT at Duquesne with a pair of made free throws with 44 seconds to go in regulation and then scored the opening five UMass points of overtime in the 108-99 win on Feb. 14.

## BEFORE UMASS & PERSONAL NOTES

- Four-star player ranked No. 82 in the country by ESPN and No. 5 player in North Carolina, No. 23 shooting forward and No. 27 in his region in 2013.
- Was also recruited by Charlotte, East Carolina, Georgia, High Point, Memphis, Providence, Tennessee, Tennessee-Chattanooga and Virginia Tech, which he initially committed to.

## CLARK'S CAREER STATISTICS

YEAR	GP-GS	MIN/AVG	FGM-FGA/%	3PM-3PA/%	FTA-FTM/%	O-D-T REB/AVG	PF/DQ	AST	TO	BLK	STL	PTS/AVG
14-15	32-18	742/23.2	91-233/.391	29-88/.330	96-126/.762	21-58-79/2.5	66/1	63	42	7	22	307/9.6
15-16	32-31	995/31.1	157-383/.410	62-183/.339	139-185/.751	19-103-122/3.8	105/6	73	71	9	28	515/16.1
16-17	7-7	212/30.3	33-81/.407	12-36/.333	28-34/.824	6-32-38/5.4	19/1	23	24	1	7	106/15.1
<b>TOTALS</b>	<b>71-56</b>	<b>1949/27.5</b>	<b>281-697/.403</b>	<b>103-307/.336</b>	<b>263-345/.762</b>	<b>46-193-239/3.4</b>	<b>190/8</b>	<b>159</b>	<b>137</b>	<b>17</b>	<b>57</b>	<b>928/13.1</b>

## 2016-17 SEASON BESTS

**Pts:** 29, vs. Harvard, 11/26/16  
**Rebs:** 9, vs. UMass Lowell, 11/11/19  
**FGM:** 6, 3x, last vs. Harvard, 11/26/16  
**FGA:** 15, vs. Harvard, 11/26/16  
**3FGM:** 4, vs. Harvard, 11/26/16  
**3FGA:** 8, vs. Harvard, 11/26/16  
**FTM:** 13, vs. Harvard, 11/26/16  
**FTA:** 14, vs. Harvard, 11/26/16  
**Ast:** 4, 3x, last vs. Wagner, 11/30/16  
**Blk:** -  
**Stl:** 2, at Ole Miss, 11/14/16  
**Min:** 35, vs. Temple, 11/17/16

## CAREER BESTS

**Pts:** 30, vs. New Orleans, 12/16/15  
**Rebs:** 9, at Rhode Island, 3/3/15  
**FGM:** 9, 2x, last vs. New Orleans, 12/16/15  
**FGA:** 17, 2x, last at Richmond, 2/6/16  
**3FGM:** 6, at Richmond, 2/6/16  
**3FGA:** 12, at Richmond, 2/6/16  
**FTM:** 13, vs. Harvard, 11/26/16  
**FTA:** 14, vs. Harvard, 11/26/16  
**Ast:** 9, vs. Dayton, 1/29/15  
**Blk:** 2, at La Salle, 1/3/16  
**Stl:** 3, 4x, last at Duquesne, 2/14/16  
**Min:** 41, vs. New Orleans, 12/16/15

## CLARK'S 2016-17 GAME-BY-GAME

Date	Opponent	GS	MIN	FG-A	3P-A	FT-A	REB	PF	A	TO	BL	ST	PTS
N11	UMass Lowell	*	30	3-11	0-4	8-8	9	2	4	7	0	1	14
N14	at Ole Miss	*	26	5-9	2-4	1-2	3	5	3	2	0	2	13
N17	Temple	*	35	6-11	2-5	0-0	8	3	4	5	0	1	14
N20	at Holy Cross	*	32	6-11	2-7	3-3	7	3	3	2	0	0	18
N26	Harvard	*	34	6-15	4-8	13-14	5	2	2	4	1	1	29
N30	Wagner	*	36	4-12	0-4	3-6	3	1	4	3	0	1	11
D3	UCF	*	19	3-12	1-4	0-1	3	3	3	1	0	1	7
D8	Pacific												
D10	at Providence												
D13	N. Carolina A&T												
D17	Kennesaw State												
D22	Rider												
D28	at Georgia State												
D30	St. Bonaventure												
J4	at George Mason												
J7	at VCU												
J11	Dayton												
J15	at Rhode Island												
J18	Saint Joseph's												
J21	Fordham												
J25	at Saint Louis												
J28	George Mason												
F1	at La Salle												
F7	Rhode Island												
F11	at Saint Joseph's												
F15	at Duquesne												
F18	Davidson												
F23	at G. Washington												
F26	La Salle												
M1	Richmond												
M4	at St. Bonaventure												

## CLARK'S MISCELLANEOUS STATISTICS

**Double-Digit Scoring Games:** 45, last vs. Wagner, 11/30/16

**20+ Point Games:** 13, last vs. Harvard, 11/26/16

**25+ Point Games:** 6, last vs. Harvard, 11/26/16

**30+ Point Games:** 1, last vs. New Orleans, 12/16/15

**Games With 5+ Made 3-Pointers:** 5, last at Richmond, 2/6/16

**Games With 5+ Assists:** 3, last at Fordham, 1/30/16



# 14 ZACH COLEMAN

REDSHIRT JUNIOR • FORWARD • 6-7 • 218

DALLAS, TEXAS • WOODROW WILSON HIGH SCHOOL

## AS A REDSHIRT JUNIOR IN 2016-17

- Did not play against UMass Lowell (11/11), Holy Cross (11/20) or Wager (11/30) due to coach's decision.
- Started at forward against Ole Miss (11/14) and Temple (11/17).

## AS A REDSHIRT SOPHOMORE IN 2015-16

- Missed five games due to a lower body injury.
- Scored in double-figures during four games over 24 appearances in 2015-16, more than he totaled during 32 appearances last season (3).
- Began his redshirt sophomore campaign with career-high-tying marks in points (13), blocks (3) and steals (2) with personal bests in free throws made (9) and attempted (15) as well as in rebounds (6), assists (3) and minutes played (34).
- Provided a career-high 12 rebounds to the win at Harvard (11/17).
- Earned 10 points, six rebounds, two steals and an assist in only 17 minutes on the floor against Central Arkansas (11/19).
- Totaled a 12-point, nine-rebound effort against Creighton (11/25).
- Returned to the lineup after his five-game absence with two minutes played at Davidson (1/16), during which he grabbed a rebound.
- Provided his best game since returning from injury through 10 points, four assists, three rebounds and a steal without a turnover in 26 minutes at Saint Joseph's (1/27).

## BEFORE UMASS & PERSONAL NOTES

- Ranked as the No. 56 small forward in the country and was No. 22 overall in the state of Texas according to ESPN.
- Four-year letterwinner at Woodrow Wilson High School in Dallas, Texas, for coach Patrick Washington, where he competed alongside current teammate Trey Davis.
- Father, Raymond, played football at Virginia Union.

## 2016-17 SEASON BESTS

**Pts:** 3, vs. Harvard, 11/26/16  
**Rebs:** 3, at Ole Miss, 11/14/16  
**FGM:** 1, vs. Harvard, 11/26/16  
**FGA:** 4, vs. Harvard, 11/26/16  
**3FGM:** 1, vs. Harvard, 11/26/16  
**3FGA:** 4, vs. Harvard, 11/26/16  
**FTM:** -  
**FTA:** -  
**Ast:** 1, 2x, last vs. Harvard, 11/26/16  
**Blk:** 1, at Ole Miss, 11/14/16  
**Stl:** 1, 2x, last vs. Harvard, 11/26/16  
**Min:** 22, at Ole Miss, 11/14/16

## CAREER BESTS

**Pts:** 13, 2x, last vs. Howard, 11/14/15  
**Rebs:** 12, at Harvard, 11/17/15  
**FGM:** 4, 3x, last vs. Creighton, 11/23/15  
**FGA:** 10, vs. Creighton, 11/23/15  
**3FGM:** 3, at Providence, 12/20/14  
**3FGA:** 7, vs. George Mason, 2/21/16  
**FTM:** 9, vs. Howard, 11/14/15  
**FTA:** 15, vs. Howard, 11/14/15  
**Ast:** 6, vs. New Orleans, 12/16/15  
**Blk:** 3, 2x, last vs. Howard, 11/14/15  
**Stl:** 2, 5x, last at St. Bonaventure, 2/27/16  
**Min:** 36, at Harvard, 11/17/15

## COLEMAN'S 2016-17 GAME-BY-GAME

Date	Opponent	GS	MIN	FG-A	3P-A	FT-A	REB	PF	A	TO	BL	ST	PTS
N11	UMass Lowell												
	Did not play												
N14	at Ole Miss	*	22	0-1	0-1	0-0	3	4	1	0	1	1	0
N17	Temple	*	9	0-1	0-0	0-0	2	0	0	0	0	0	0
N20	at Holy Cross												
	Did not play												
N26	Harvard		12	1-4	1-4	0-0	1	2	1	0	0	1	3
N30	Wagner												
	Did not play												
D3	UCF												
	Did not play												
D8	Pacific												
D10	at Providence												
D13	N. Carolina A&T												
D17	Kennesaw State												
D22	Rider												
D28	at Georgia State												
D30	St. Bonaventure												
J4	at George Mason												
J7	at VCU												
J11	Dayton												
J15	at Rhode Island												
J18	Saint Joseph's												
J21	Fordham												
J25	at Saint Louis												
J28	George Mason												
F1	at La Salle												
F7	Rhode Island												
F11	at Saint Joseph's												
F15	at Duquesne												
F18	Davidson												
F23	at G. Washington												
F26	La Salle												
M1	Richmond												
M4	at St. Bonaventure												

## COLEMAN'S MISCELLANEOUS STATISTICS

**Double-Digit Scoring Games:** 6, last at Saint Joseph's, 1/27/16

**Double-Digit Rebound Games:** 1, at Harvard, 11/17/15

**Games With 5+ Assists:** 1, vs. New Orleans, 12/16/15

## COLEMAN'S CAREER STATISTICS

YEAR	GP-GS	MIN/AVG	FGM-FGA/%	3PM-3PA/%	FTA-FTM/%	O-D-T REB/AVG	PF/DQ	AST	TO	BLK	STL	PTS/AVG
13-14						Redshirted the season						
14-15	32-0	329/10.3	27-71/.380	11-39/.282	14-18/.778	18-44-62/1.9	46/0	10	18	9	7	79/2.5
15-16	27-11	480/17.8	34-106/.321	9-47/.191	30-53/.566	36-84-120/4.4	54/2	31	21	8	18	107/4.0
16-17	3-2	43/14.3	1-6/.167	1-5/.200	0-0/.000	3-3-6/2.0	6/0	2	0	1	2	3/1.0
<b>TOTALS</b>	<b>62-13</b>	<b>852/13.7</b>	<b>62-183/.339</b>	<b>21-91/.231</b>	<b>44-71/.620</b>	<b>57-131-188/3.0</b>	<b>106/2</b>	<b>43</b>	<b>39</b>	<b>18</b>	<b>27</b>	<b>189/3.0</b>



# 24 TYRN FLOWERS

FRESHMAN • FORWARD • 6-9 • 202

WATERBURY, CONN. • SACRED HEART HIGH SCHOOL

## AS A FRESHMAN IN 2016-17

- Started his UMass career with 11 points (all in the second half) and seven rebounds in 20 minutes against UMass Lowell (11/11).
- Shot 3-of-5 for seven points, dished out an assist and nabbed one steal in the win over Wagner (11/30).
- Poured in 20 points (7-12 FG, 6-10 3FG) and fell one rebound shy of a double-double in 26 minutes on the floor against UCF (12/3).

## BEFORE UMASS & PERSONAL

- Three-star recruit ranked No. 4 in Massachusetts, No. 47 at small forward and No. 54 in the region according to ESPN.
- Three-star recruit ranked No. 4 in Massachusetts and No. 40 at small forward according to 247Sports.
- Chose UMass over offers from Boston College and Providence, among others.
- Totaled 18 points, five rebounds, two assists, two blocks and a steal while playing all 32 minutes in an 82-80 loss to Foothills Christian (Calif.) in the 2016 Hoophall Classic.
- Played AAU for NY RENS Basketball.

## CAREER BESTS

**Pts:** 20, vs. UCF, 12/3/16  
**Rebs:** 9, vs. UCF, 12/3/16  
**FGM:** 7, vs. UCF, 12/3/16  
**FGA:** 12, vs. UCF, 12/3/16  
**3FGM:** 6, vs. UCF, 12/3/16  
**3FGA:** 10, vs. UCF, 12/3/16  
**FTM:** 2, vs. UMass Lowell, 11/11/16  
**FTA:** 2, 2x, last vs. Wagner, 11/30/16  
**Ast:** 1, 3x, last vs. Wagner, 11/30/16  
**Blk:** 1, 2x, last at Holy Cross, 11/20/16  
**Stl:** 1, 2x, last vs. Wagner, 11/30/16  
**Min:** 26, vs. UCF, 12/3/16

## FLOWERS' 2016-17 GAME-BY-GAME

Date	Opponent	GS	MIN	FG-A	3P-A	FT-A	REB	PF	A	TO	BL	ST	PTS
N11	UMass Lowell		20	3-11	3-7	2-2	7	1	1	1	0	1	11
N14	at Ole Miss		5	0-2	0-2	0-0	3	1	0	2	0	0	0
N17	Temple		14	1-4	1-3	0-0	3	1	0	1	1	0	3
N20	at Holy Cross		5	0-3	0-3	0-0	1	2	0	0	1	0	0
N26	Harvard		5	1-2	1-2	0-0	1	2	1	1	0	0	3
N30	Wagner		15	3-5	1-2	0-2	3	1	1	2	0	1	7
D3	UCF		26	7-12	6-10	0-0	9	1	0	0	0	0	20
D8	Pacific												
D10	at Providence												
D13	N. Carolina A&T												
D17	Kennesaw State												
D22	Rider												
D28	at Georgia State												
D30	St. Bonaventure												
J4	at George Mason												
J7	at VCU												
J11	Dayton												
J15	at Rhode Island												
J18	Saint Joseph's												
J21	Fordham												
J25	at Saint Louis												
J28	George Mason												
F1	at La Salle												
F7	Rhode Island												
F11	at Saint Joseph's												
F15	at Duquesne												
F18	Davidson												
F23	at G. Washington												
F26	La Salle												
M1	Richmond												
M4	at St. Bonaventure												

## FLOWERS' MISCELLANEOUS STATISTICS

**Double-Digit Scoring Games:** 2, last vs. UCF, 12/3/16


**20+ Point Games:** 1, vs. UCF, 12/3/16

**Games With 5+ Made 3-Pointers:** 1, vs. UCF, 12/3/16

## FLOWERS' CAREER STATISTICS

YEAR	GP-GS	MIN/AVG	FGM-FGA/%	3PM-3PA/%	FTA-FTM/%	O-D-T REB/AVG	PF/DQ	AST	TO	BLK	STL	PTS/AVG
16-17	7-0	90/12.9	15-39/.385	12-29/.414	2-4/.500	6-21-27/3.9	9/0	3	7	2	2	44/6.3





# 55 BRISON GRESHAM

FRESHMAN • FORWARD/CENTER • 6-9 • 220

NEW ORLEANS, LA. • MCDONOUGH 35 HIGH SCHOOL • NOTRE DAME PREP (MASS.)

## AS A FRESHMAN IN 2016-17

- Made his first appearance as a Minuteman and collected his first rebound during three minutes played against Wagner (11/30).
- First collegiate point came on a monstrous put-back dunk against UCF (12/3), when he also had three rebounds and a steal.

## BEFORE UMASS & PERSONAL

- Three-star recruit ranked No. 7 in Louisiana, No. 29 at center and No. 54 in the region according to ESPN.
- Three-star recruit ranked No. 3 in Louisiana, No. 20 at center and No. 73 in the nation according to 247sports.
- Three-star recruit ranked No. 131 in the nation by Rivals.
- Chose UMass over offers from Alabama, Baylor, Boston College, Cincinnati, Creighton, Florida, Houston, Louisiana Lafayette, Louisiana Tech, LSU, Memphis, Miami (Fla.), Mississippi State, Nebraska, Oklahoma, South Carolina, Texas, Tulane, Tulsa, USC and Washington, among others.
- Averaged 14.8 points, 8.2 rebounds and 3.9 blocks per game as a junior at McDonough 35 High School.
- Played AAU for Elfird Payton Elite.

## CAREER BESTS


**Pts:** 2, vs. UCF, 12/3/16  
**Rebs:** 3, vs. UCF, 12/3/16  
**FGM:** 1, vs. UCF, 12/3/16  
**FGA:** 1, vs. UCF, 12/3/16  
**3FGM:** -  
**3FGA:** -  
**FTM:** -  
**FTA:** 2, 2x, last vs. UCF, 12/3/16  
**Ast:** -  
**Blk:** -  
**Stl:** 1, vs. UCF, 12/3/16  
**Min:** 10, vs. UCF, 12/3/16

## GRESHAM'S' 2016-17 GAME-BY-GAME

Date	Opponent	GS	MIN	FG-A	3P-A	FT-A	REB	PF	A	TO	BL	ST	PTS
N11	UMass Lowell						Did not play						
N14	at Ole Miss						Did not play						
N17	Temple						Did not play						
N20	at Holy Cross						Did not play						
N26	Harvard						Did not play						
N30	Wagner	3	0-0	0-0	0-2	1	0	0	2	0	0	0	0
D3	UCF	10	1-1	0-0	0-2	3	4	0	1	0	1	2	2
D8	Pacific												
D10	at Providence												
D13	N. Carolina A&T												
D17	Kennesaw State												
D22	Rider												
D28	at Georgia State												
D30	St. Bonaventure												
J4	at George Mason												
J7	at VCU												
J11	Dayton												
J15	at Rhode Island												
J18	Saint Joseph's												
J21	Fordham												
J25	at Saint Louis												
J28	George Mason												
F1	at La Salle												
F7	Rhode Island												
F11	at Saint Joseph's												
F15	at Duquesne												
F18	Davidson												
F23	at G. Washington												
F26	La Salle												
M1	Richmond												
M4	at St. Bonaventure												

## GRESHAM'S CAREER STATISTICS

YEAR	GP-GS	MIN/AVG	FGM-FGA/%	3PM-3PA/%	FTA-FTM/%	O-D-T REB/AVG	PF/DQ	AST	TO	BLK	STL	PTS/AVG
16-17	2-0	13/6.5	1-1/1.000	0-0/0.000	0-4/0.000	1-3-4/2.0	4/0	0	3	0	1	2/1.0



# 10 MALIK HINES

**SOPHOMORE • FORWARD • 6-10 • 255**

**JACKSON, MISS. • MURRAH HIGH SCHOOL**

## AS A SOPHOMORE IN 2016-17

- Began the campaign with a perfect 3-of-3 shooting performance for six points vs. UMass Lowell (11/11) while he added four rebounds and a block.
- Provided a steady presence in the paint on both ends of the floor with a 2-for-2 showing from the field with three rebounds and a pair of blocks against Temple (11/17).
- Went 3-of-4 for seven points, a career high, with two boards, a pair of steals, one assist and a block against Harvard (11/26).
- Continued his early-season success with career-highs of 14 points (4-5 FG, 6-7 FT), eight rebounds (five offensive) and two steals in the win over Wager (11/30).
- Is 14-of-17 from the floor (82.4 percent) through seven games with at least one block in three of those contests.
- Shot at least 66.7 percent in every game he has an field goal attempt this season.

## AS A FRESHMAN IN 2015-16

- Missed the final 15 games of the season due to injury.
- Four points (1-1 FG, 2-2 FT) and five rebounds during the victory at Harvard (11/17).
- Secured six rebounds, blocked three shots, scored three points, picked up one steal and dished out an assist without turning the ball over in 23 minutes against Central Arkansas (11/19).
- Secured four points, two rebounds and a block in nine minutes played against LIU Brooklyn (12/29).
- Ripped down five rebounds - tied for the team high - scored on his only shot, blocked one attempt and earned a steal against George Washington (1/12).

## BEFORE UMASS & PERSONAL NOTES

- Attended Murrah High School in Jackson, Miss., and the Life Center Academy in Burlington, N.J., for his senior year after he studied and competed at Cordia High School in Hazard, Ky.
- Received interest from Kentucky, Louisville, LSU and Ohio State, among others.
- Was a third team *Clarion-Ledger* All-Metro selection in 2013, when he averaged 15 points and nine rebounds per game during his junior season with the Murrah Mustangs.

## 2016-17 SEASON BESTS

**Pts:** 14, vs. Wagner, 11/30/16  
**Rebs:** 8, vs. Wagner, 11/30/16  
**FGM:** 4, vs. Wagner, 11/30/16  
**FGA:** 5, vs. Wagner, 11/30/16  
**3FGM:** -  
**3FGA:** -  
**FTM:** 6, vs. Wagner, 11/30/16  
**FTA:** 7, vs. Wagner, 11/30/16  
**Ast:** 1, 2x, last vs. Wagner, 11/30/16  
**Blk:** 2, vs. Temple, 11/17/16  
**Stl:** 2, vs. Wagner, 11/30/16  
**Min:** 27, vs. Wagner, 11/30/16

## CAREER BESTS

**Pts:** 14, vs. Wagner, 11/30/16  
**Rebs:** 8, vs. Wagner, 11/30/16  
**FGM:** 4, vs. Wagner, 11/30/16  
**FGA:** 5, vs. Wagner, 11/30/16  
**3FGM:** -  
**3FGA:** -  
**FTM:** 6, vs. Wagner, 11/30/16  
**FTA:** 7, vs. Wagner, 11/30/16  
**Ast:** 1, 2x, last vs. Wagner, 11/30/16  
**Blk:** 3, vs. Central Arkansas, 11/19/15  
**Stl:** 2, vs. Wagner, 11/30/16  
**Min:** 27, vs. Wagner, 11/30/16

## HINES' 2016-17 GAME-BY-GAME

Date	Opponent	GS	MIN	FG-A	3P-A	FT-A	REB	PF	A	TO	BL	ST	PTS
N11	UMass Lowell		13	3-3	0-0	0-0	4	2	0	2	1	0	6
N14	at Ole Miss		7	0-0	0-0	1-2	1	4	0	2	0	1	1
N17	Temple		13	2-2	0-0	0-0	3	5	0	2	2	0	4
N20	at Holy Cross		5	0-0	0-0	0-0	1	1	0	0	0	0	0
N26	Harvard		21	3-4	0-0	1-2	2	2	1	1	1	2	7
N30	Wagner		27	4-5	0-0	6-7	8	1	1	0	0	2	14
D3	UCF		9	2-3	0-0	1-2	4	5	0	0	0	1	5
D8	Pacific												
D10	at Providence												
D13	N. Carolina A&T												
D17	Kennesaw State												
D22	Rider												
D28	at Georgia State												
D30	St. Bonaventure												
J4	at George Mason												
J7	at VCU												
J11	Dayton												
J15	at Rhode Island												
J18	Saint Joseph's												
J21	Fordham												
J25	at Saint Louis												
J28	George Mason												
F1	at La Salle												
F7	Rhode Island												
F11	at Saint Joseph's												
F15	at Duquesne												
F18	Davidson												
F23	at G. Washington												
F26	La Salle												
M1	Richmond												
M4	at St. Bonaventure												

## HINES MISCELLANEOUS STATISTICS

**Double-Digit Scoring Games:** 1, vs. Wagner, 11/30/16

## HINES' CAREER STATISTICS

YEAR	GP-GS	MIN/AVG	FGM-FGA/%	3PM-3PA/%	FTA-FTM/%	O-D-T REB/AVG	PF/DQ	AST	TO	BLK	STL	PTS/AVG
15-16	16-0	158/9.9	6-13/.462	0-0/.000	5-8/.625	10-28-38/2.4	28/2	3	14	9	3	17/1.1
16-17	7-0	95/13.6	14-17/.824	0-0/.000	9-13/.692	9-14-23/3.3	20/2	2	7	4	6	37/5.3
<b>TOTAL</b>	<b>23-0</b>	<b>253/11.0</b>	<b>20-30/.667</b>	<b>0-0/.000</b>	<b>14-21/.667</b>	<b>19-42-61/2.7</b>	<b>48/4</b>	<b>5</b>	<b>21</b>	<b>13</b>	<b>9</b>	<b>54/2.3</b>



# 45 RASHAAN HOLLOWAY

**SOPHOMORE • CENTER • 6-11 • 310**

**ELMER, N.J. • SCHALICK HIGH SCHOOL**

## AS A SOPHOMORE IN 2016-17

- Dominated the interior against UMass Lowell (11/11) with 21 points, four rebounds and three blocks as the Minutemen amassed a 44-24 lead in points in the paint.
- Had his seventh career double-digit scoring game with 11 points against Temple (11/17) when he added six rebounds and a career high-tying three blocks.
- Shot 4-for-5 from the floor and 2-of-3 at the foul line for his third game of double-digit scoring with 10 points to go with eight rebounds at Holy Cross (11/20).
- Had eight rebounds for the second straight game, shot 3-of-5 for six points and blocked two shots against Harvard (11/26).
- Multiple blocks in three of six games this season.
- Has 10 or more points in three of the first six games.

## AS A FRESHMAN IN 2015-16

- 10.6 points (23-for-39 FGs [59.0 pct]), 5.6 rebounds, 1.6 blocks last five games of the season.
- Showed improvement during two-game Atlantic 10 Championship slate that capped the season, when he averaged 13.0 points, 7.5 rebounds, 2.5 blocks and 1.0 assists per appearance.
- His 59.5 field goal percentage led all Minutemen with at least 100 shots attempted on the season.
- Scored in double-figures in four of the final five games after doing so only twice in his 25 appearances prior.
- Controlled the paint in producing career bests in points (18) and rebounds (7) with a block, steal and assist in 21 minutes against Boston University (12/2).
- Secured 13 points and shot 6-for-7 from the floor with five rebounds, a block and one steal against New Orleans (12/16).
- Earned 10 points with four rebounds and a block in 21 minutes at St. Bonaventure (2/27).
- Led UMass in scoring for the first time in his career and became only the second non-guard to pace the squad in a game when he had 11 points at Rhode Island (3/3).
- Scored 10 points, ripped down seven boards and turned aside three shots in the 67-62 win over Rhode Island in the Atlantic 10 Championship Second Round (3/10).

## BEFORE UMASS & PERSONAL NOTES

- A three-star recruit according to ESPN ranked as No. 7 recruit from New Jersey, No. 38 at center and No. 42 in his region.
- Also held offers from Delaware, Drexel, La Salle, Marshall, Rider, Seton Hall and Temple.
- Younger brother, Mike, plays at Fairleigh Dickinson and is a sophomore in 2016-17.

## 2016-17 SEASON BESTS

**Pts:** 21, vs. UMass Lowell, 11/11/16  
**Rebs:** 8, 2x, last vs. Harvard, 11/26/16  
**FGM:** 6, vs. UMass Lowell, 11/11/16  
**FGA:** 7, 2x, last at Ole Miss, 11/14/16  
**3FGM:** -  
**3FGA:** -  
**FTM:** 9, vs. UMass Lowell, 11/11/16  
**FTA:** 14, vs. UMass Lowell, 11/11/16  
**Ast:** 1, 3x, last vs. UCF, 12/3/16  
**Blk:** 3, 2x, last vs. Temple, 11/17/16  
**Stl:** 1, 3x, last vs. Harvard, 11/26/16  
**Min:** 23, 2x, last vs. Wagner, 11/30/16

## CAREER BESTS

**Pts:** 21, vs. UMass Lowell, 11/11/16  
**Rebs:** 8, 3x, last vs. Harvard, 11/26/16  
**FGM:** 8, vs. VCU, 3/11/16  
**FGA:** 11, 2x, last vs. Rhode Island, 3/10/16  
**3FGM:** -  
**3FGA:** -  
**FTM:** 9, vs. UMass Lowell, 11/11/16  
**FTA:** 14, vs. UMass Lowell, 11/11/16  
**Ast:** 2, vs. VCU, 3/11/16  
**Blk:** 3, 3x, last vs. Temple, 11/17/16  
**Stl:** 1, 9x, last vs. Harvard, 11/26/16  
**Min:** 29, vs. VCU, 3/11/16

## HOLLOWAY'S 2016-17 GAME-BY-GAME

Date	Opponent	GS	MIN	FG-A	3P-A	FT-A	REB	PF	A	TO	BL	ST	PTS
N11	UMass Lowell	*	17	6-7	0-0	9-14	4	4	0	3	3	1	21
N14	at Ole Miss	*	14	2-7	0-0	0-2	6	4	0	1	0	0	4
N17	Temple	*	18	3-4	0-0	5-8	6	1	0	2	3	1	11
N20	at Holy Cross	*	23	4-5	0-0	2-3	8	5	1	4	0	0	10
N26	Harvard	*	22	3-5	0-0	0-0	8	2	1	2	2	1	6
N30	Wagner	*	23	1-2	0-0	0-0	1	4	0	0	0	0	2
D3	UCF	*	21	1-3	0-0	1-1	3	3	1	3	0	0	3
D8	Pacific												
D10	at Providence												
D13	N. Carolina A&T												
D17	Kennesaw State												
D22	Rider												
D28	at Georgia State												
D30	St. Bonaventure												
J4	at George Mason												
J7	at VCU												
J11	Dayton												
J15	at Rhode Island												
J18	Saint Joseph's												
J21	Fordham												
J25	at Saint Louis												
J28	George Mason												
F1	at La Salle												
F7	Rhode Island												
F11	at Saint Joseph's												
F15	at Duquesne												
F18	Davidson												
F23	at G. Washington												
F26	La Salle												
M1	Richmond												
M4	at St. Bonaventure												


## HOLLOWAY'S MISCELLANEOUS STATISTICS

**Double-Digit Scoring Games:** 8, last at Holy Cross, 11/20/16

**Games With 20+ Points:** 1, vs. UMass Lowell, 11/11/16

## HOLLOWAY'S CAREER STATISTICS

YEAR	GP-GS	MIN/AVG	FGM-FGA/%	3PM-3PA/%	FTA-FTM/%	O-D-T REB/AVG	PF/DQ	AST	TO	BLK	STL	PTS/AVG
15-16	30-14	350/11.7	66-111/.595	0-0/.000	23-58/.397	42-50-92/3.1	81/3	7	34	18	6	155/5.2
16-17	7-7	124/17.7	20-33/.606	0-0/.000	17-28/.607	9-27-36/5.1	23/1	3	15	8	3	57/8.1
<b>TOTAL</b>	<b>37-21</b>	<b>474/12.8</b>	<b>86-144/.597</b>	<b>0-0/.000</b>	<b>40-86/.465</b>	<b>51-77-128/3.5</b>	<b>104/4</b>	<b>10</b>	<b>49</b>	<b>26</b>	<b>9</b>	<b>212/5.7</b>



# 3 DEJON JARREAU

**FRESHMAN • GUARD • 6-5 • 182**

**NEW ORLEANS, LA. • MCDONOUGH 35 HIGH SCHOOL**

## 2016-17 ACCOLADES

A-10 Rookie of the Week (Nov. 21)

## CAREER BESTS

**Pts:** 25, at Ole Miss, 11/14/16  
**Rebs:** 8, at Ole Miss, 11/14/16  
**FGM:** 6, 2x, last vs. Temple, 11/17/16  
**FGA:** 13, 2x, last vs. Temple, 11/17/16  
**3FGM:** 4, at Ole Miss, 11/14/16  
**3FGA:** 9, at Ole Miss, 11/14/16  
**FTM:** 9, at Ole Miss, 11/14/16  
**FTA:** 14, at Ole Miss, 11/14/16  
**Ast:** 7, 2x, last vs. Temple, 11/17/16  
**Blk:** 1, v2x, last at Ole Miss, 11/14/16  
**Stl:** 2, 2x, last at Holy Cross, 11/20/16  
**Min:** 33, vs. Temple, 11/17/16

## AS A FRESHMAN IN 2016-17

- Leader among Minutemen with 24 assists, 34.8 percent of the team's total assists dished out through four games and nine more than the next Minuteman.
- Started at the point and produced seven assists, four points, three rebounds, two steals and a block against UMass Lowell (11/11) when he distributed the ball to six different Minutemen for his seven assists.
- Led the Minutemen in points (25), rebounds (8) and assists (6) at Ole Miss (11/14).
- Had five points in the final 34 seconds as UMass turned a 67-65 deficit into a 70-67 victory over Temple (11/17), when Jarreau finished with a team-high 16 points and a game-best seven assists.
- Missed the game against Harvard (11/26) and Wagner (11/30) due to injury, but returned with 13 minutes played against UCF (12/3).

## JARREAU'S 2016-17 GAME-BY-GAME

Date	Opponent	GS	MIN	FG-A	3P-A	FT-A	REB	PF	A	TO	BL	ST	PTS
N11	UMass Lowell	*	22	1-4	0-1	2-2	3	4	7	2	1	2	4
N14	at Ole Miss	*	26	6-13	4-9	9-14	8	2	6	3	1	0	25
N17	Temple	*	33	6-13	2-5	2-2	4	3	7	3	0	1	16
N20	at Holy Cross	*	23	0-3	0-2	3-3	2	2	4	6	0	2	3
N26	Harvard												Did not play
N30	Wagner												Did not play
D3	UCF		13	1-4	0-3	0-0	1	0	1	2	0	1	2
D8	Pacific												
D10	at Providence												
D13	N. Carolina A&T												
D17	Kennesaw State												
D22	Rider												
D28	at Georgia State												
D30	St. Bonaventure												
J4	at George Mason												
J7	at VCU												
J11	Dayton												
J15	at Rhode Island												
J18	Saint Joseph's												
J21	Fordham												
J25	at Saint Louis												
J28	George Mason												
F1	at La Salle												
F7	Rhode Island												
F11	at Saint Joseph's												
F15	at Duquesne												
F18	Davidson												
F23	at G. Washington												
F26	La Salle												
M1	Richmond												
M4	at St. Bonaventure												

## BEFORE UMASS & PERSONAL

- Four-star recruit ranked No. 2 in Louisiana, No. 19 at guard, No. 22 in the region and No. 61 in the nation according to ESPN.
- Four-star recruit ranked No. 2 in Louisiana, No. 8 at guard and No. 56 in the nation according to 247Sports.
- Four-star recruit ranked No. 39 nationally according to Rivals.
- Chose UMass over offers from Arizona, Boston College, Creighton, Florida, Kansas State, Louisiana Tech, Louisiana-Lafayette, LSU, Memphis, Miami (Fla.), Nebraska, Oklahoma, Oklahoma State, Purdue, Texas, Tulane, Tulsa, USC, UTEP, Washington and Wichita State, among others
- Averaged 16.9 points, 3.9 rebounds and 3.6 assists per game as a junior at McDonough 35.
- Played AAU for Elfird Payton Elite.

## JARREAU'S MISCELLANEOUS STATISTICS

**Double-Digit Scoring Games:** 2, last vs. Temple, 11/17/16

**20+ Point Games:** 1, at Ole Miss, 11/14/16

**25+ Point Games:** 1, at Ole Miss, 11/14/16

**Games With 5+ Assists:** 3, last vs. Temple, 11/17/16

## JARREAU'S CAREER STATISTICS

YEAR	GP-GS	MIN/AVG	FGM-FGA/%	3PM-3PA/%	FTA-FTM/%	O-D-T REB/AVG	PF/DQ	AST	TO	BLK	STL	PTS/AVG
16-17	5-4	117/23.4	14-37/.378	6-20/.300	16-21/.762	1-17-18/3.6	11/0	25	16	2	6	50/10.0





# 1 ZACH LEWIS

**REDSHIRT JUNIOR • GUARD • 6-3 • 185**

**WINDSOR, CONN. • NORTHWEST CATHOLIC HIGH SCHOOL • CANISIUS COLLEGE**

## AS A REDSHIRT JUNIOR IN 2016-17

- Came off the bench for eight points, a block and one steal in his Minuteman debut against UMass Lowell (11/11).
- Poured in 20 points over 32 minutes at Ole Miss, his first game as a Minuteman with 20+ points and eighth collegiately including his two seasons at Canisius.
- Had 13 points, including a 3-pointer that capped an 11-point UMass scoring run, put the Minutemen in front 61-50 and forced a Holy Cross timeout (11/20).
- Made his first start as a Minuteman and shot 5-of-11 for 10 points with two assists and no turnovers in a game-high 35 minutes played against Harvard (11/26).

## AS A JUNIOR IN 2015-16

- Redshirted the season as per NCAA transfer policy and entered 2016-17 with two years of eligibility remaining.

## OVERALL AT CANISIUS

- Played in 65 games with 52 starts and averaged 30.4 minutes per appearance.
- Scored 717 points (11.0 per game), grabbed 169 rebounds (2.6) and dished out 135 assists (2.1) during his two seasons at Canisius.
- Hit 35.9 percent of his field goal attempts (236-of-657), including 34.5 percent from beyond the arc (138-of-400).
- Went 107-for-145 at the foul line (73.8 percent).
- Had a 1.53 assist-to-turnover ratio with the Griffins (135 assists, 88 turnovers) and also provided 96 steals during his Canisius tenure.

### 2016-17 SEASON BESTS

**Pts:** 20, at Ole Miss, 11/14/16  
**Rebs:** 2, 3x, last vs. UCF, 12/3/16  
**FGM:** 6, at Ole Miss, 11/14/16  
**FGA:** 14, at Ole Miss, 11/14/16  
**3FGM:** 4, at Ole Miss, 11/14/16  
**3FGA:** 10, at Ole Miss, 11/14/16  
**FTM:** 4, at Ole Miss, 11/14/16  
**FTA:** 6, at Ole Miss, 11/14/16  
**Ast:** 2, 3x, last vs. UCF, 12/3/16  
**Blk:** 2, at Ole Miss, 11/14/16  
**Stl:** 2, at Holy Cross, 11/20/16  
**Min:** 35, vs. Harvard, 11/26/16

### CAREER BESTS

**Pts:** 31, vs. Monmouth, 1/2/15  
**Rebs:** 8, 2x, last at NJIT, 3/28/15  
**FGM:** 11, vs. Monmouth, 1/2/15  
**FGA:** 23, vs. Monmouth, 1/2/15  
**3FGM:** 8, vs. Monmouth, 1/2/15  
**3FGA:** 17, vs. Monmouth, 1/2/15  
**FTM:** 8, at Manhattan, 2/6/15  
**FTA:** 8, 2x, last at Manhattan, 2/6/15  
**Ast:** 8, at Bowling Green, 3/21/15  
**Blk:** 2, 3x, last at Ole Miss, 11/14/16  
**Stl:** 7, vs. Holy Cross, 12/21/14  
**Min:** 46, vs. Rider, 1/10/14

## LEWIS' 2016-17 GAME-BY-GAME

Date	Opponent	GS	MIN	FG-A	3P-A	FT-A	REB	PF	A	TO	BL	ST	PTS
N11	UMass Lowell		22	3-10	1-6	1-1	0	2	0	2	1	1	8
N14	at Ole Miss		32	6-14	4-10	4-6	1	2	1	1	2	1	20
N17	Temple		20	3-6	2-4	0-0	0	0	1	1	0	1	8
N20	at Holy Cross		29	4-9	2-5	3-3	2	4	2	1	0	2	13
N26	Harvard	*	35	5-11	0-4	0-0	2	2	2	0	0	0	10
N30	Wagner	*	23	1-7	0-4	0-0	1	3	2	0	0	0	2
D3	UCF	*	30	3-10	1-6	0-0	2	1	2	2	0	1	7
D8	Pacific												
D10	at Providence												
D13	N. Carolina A&T												
D17	Kennesaw State												
D22	Rider												
D28	at Georgia State												
D30	St. Bonaventure												
J4	at George Mason												
J7	at VCU												
J11	Dayton												
J15	at Rhode Island												
J18	Saint Joseph's												
J21	Fordham												
J25	at Saint Louis												
J28	George Mason												
F1	at La Salle												
F7	Rhode Island												
F11	at Saint Joseph's												
F15	at Duquesne												
F18	Davidson												
F23	at G. Washington												
F26	La Salle												
M1	Richmond												
M4	at St. Bonaventure												

## LEWIS' MISCELLANEOUS STATISTICS

**Double-Digit Scoring Games:** 36, last vs. Harvard, 11/26/16

**20+ Point Games:** 8, last at Ole Miss, 11/14/16

**30+ Point Games:** 1, vs. Monmouth, 1/2/15

**5+ Rebound Games:** 13, last at NJIT, 3/28/15

**5+ Assist Games:** 3, last at Bowling Green, 3/21/15

**5+ Steal Games:** 2, last at Manhattan, 2/6/15

**Games With 10+ Made Field Goals:** 1, vs. Monmouth, 1/2/15

## LEWIS' CAREER STATISTICS

YEAR	GP-GS	MIN/AVG	FGM-FGA/%	3PM-3PA/%	FTA-FTM/%	O-D-T REB/AVG	PF/DQ	AST	TO	BLK	STL	PTS/AVG
13-14 (Canisius)	32-19	913/28.5	101-253/.399	63-162/.389	38-51/.745	20-50-70/2.2	56/0	52	26	11	44	303/9.5
14-15 (Canisius)	33-33	1062/32.2	135-404/.334	75-238/.315	69-94/.734	17-82-99/3.0	71/1	83	62	7	52	414/12.5
15-16 (UMass)						Redshirting season as per NCAA Transfer Policy						
16-17 (UMass)	7-3	191/27.3	25-67/.373	10-39/.256	8-10/.800	1-7-8/1.1	14/0	10	7	3	6	68/9.7
<b>Totals (Canisius)</b>	<b>65-52</b>	<b>1975/30.4</b>	<b>236-657/.359</b>	<b>138-400/.345</b>	<b>107-145/.738</b>	<b>37-132-169/2.6</b>	<b>127/1</b>	<b>135</b>	<b>88</b>	<b>18</b>	<b>96</b>	<b>717/11.0</b>
<b>Totals (Overall)</b>	<b>72-55</b>	<b>2136/30.1</b>	<b>258-714/.361</b>	<b>147-433/.339</b>	<b>115-155/.742</b>	<b>38-137-175/2.5</b>	<b>140/1</b>	<b>142</b>	<b>93</b>	<b>21</b>	<b>101</b>	<b>778/11.0</b>



# 4 UNIQUE MCLEAN

FRESHMAN • GUARD • 6-2 • 175

BROOKLYN, N.Y. • HOOSICK HIGH SCHOOL • THE MACDUFFIE SCHOOL (MASS.)

## CAREER BESTS

Pts: -  
Rebs: -  
FGM: -  
FGA: -  
3FGM: -  
3FGA: -  
FTM: -  
FTA: -  
Ast: -  
Blk: -  
Stl: -  
Min: -

## BEFORE UMASS & PERSONAL

- Three-star recruit ranked No. 5 in New York and No. 53 in the region and at shooting guard according to ESPN.
- Three-star recruit ranked No. 6 in New York and No. 46 at shooting guard according to 247Sports.
- Three-star recruit according to Rivals.
- Chose UMass over offers from Ball State, Boston University, Bowling Green, Dayton, Detroit, Duquesne, Fairfield, Fordham, Iona, James Madison, Rhode Island, Rutgers, Siena, St. Francis (N.Y.) and St. Peter's, among other.
- Studied and played at Hoosick High School in New York before he transferred to The MacDuffie School in Massachusetts to complete high school.
- Provided 14 points and eight rebounds in a 66-65 MacDuffie School win over Commonwealth Academy in the 2015 Hoophall Classic.
- Played AAU for Team Scan.

## MCLEAN'S 2016-17 GAME-BY-GAME

Date	Opponent	GS	MIN	FG-A	3P-A	FT-A	REB	PF	A	TO	BL	ST	PTS
N11	UMass Lowell						Did not play						
N14	at Ole Miss						Did not play						
N17	Temple						Did not play						
N20	at Holy Cross						Did not play						
N26	Harvard						Did not play						
N30	Wagner						Did not play						
D3	UCF						Did not play						
D8	Pacific												
D10	at Providence												
D13	N. Carolina A&T												
D17	Kennesaw State												
D22	Rider												
D28	at Georgia State												
D30	St. Bonaventure												
J4	at George Mason												
J7	at VCU												
J11	Dayton												
J15	at Rhode Island												
J18	Saint Joseph's												
J21	Fordham												
J25	at Saint Louis												
J28	George Mason												
F1	at La Salle												
F7	Rhode Island												
F11	at Saint Joseph's												
F15	at Duquesne												
F18	Davidson												
F23	at G. Washington												
F26	La Salle												
M1	Richmond												
M4	at St. Bonaventure												

## MCLEAN'S CAREER STATISTICS

YEAR	GP-GS	MIN/AVG	FGM-FGA/%	3PM-3PA/%	FTA-FTM/%	O-D-T	REB/AVG	PF/DQ	AST	TO	BLK	STL	PTS/AVG
16-17	-	-	-	-	-	-	-	-	-	-	-	-	-



# 11 RAYSHAWN MILLER

SOPHOMORE • GUARD • 6-1 • 200

BOSTON, MASS. • BOSTON LATIN ACADEMY

## AS A SOPHOMORE IN 2016-17

- Saw a minute of action in the opening game of the season against UMass Lowell (11/11) but did not record statistics.

## AS A FRESHMAN IN 2015-16

- Played one minute against VCU in the A-10 Second Round (3/11).
- Also made two-minute appearances at Duquesne (2/14) and against Saint Joseph's (2/24).
- Collected one rebound in two minutes at Rhode Island (3/3).
- Made his first appearance as a Minuteman at Saint Joseph's (1/27), when he scored his first collegiate points on a halftime buzzer-beating layup and finished with two minutes played.
- Joined the team mid-year as a walk-on and is eligible to compete as of the Jan. 23 game vs. Saint Louis.

## BEFORE UMASS & PERSONAL

- A four-year letterwinner and starter for Boston Latin Academy and head coach Daniel Bunker.
- Two-time City League All-Star.
- Scored 1,000 points during his Boston Latin Academy career.
- Boston Herald All-Scholastic selection.
- Also played for the Boston Latin Academy football team as a junior after he was a member of the track team during his sophomore year.
- Son of Jacqueline Senior and brother to Stephan Miller.
- Half-brother, Renaldo Miller, attended the University of Massachusetts.

## 2016-17 SEASON BESTS

**Pts:** -  
**Rebs:** -  
**FGM:** -  
**FGA:** -  
**3FGM:** -  
**3FGA:** -  
**FTM:** -  
**FTA:** -  
**Ast:** -  
**Blk:** -  
**Stl:** -  
**Min:** 1, vs. UMass Lowell, 11/11/16

## CAREER BESTS

**Pts:** 2, at Saint Joseph's, 1/27/16  
**Rebs:** 1, at Rhode Island, 3/3/16  
**FGM:** 1, at Saint Joseph's, 1/27/16  
**FGA:** 2, at Saint Joseph's, 1/27/16  
**3FGM:** -  
**3FGA:** 1, 2x, last at Duquesne, 2/14/16  
**FTM:** -  
**FTA:** -  
**Ast:** -  
**Blk:** -  
**Stl:** -  
**Min:** 2, 5x, last at Rhode Island, 3/3/16

## MILLER'S 2016-17 GAME-BY-GAME

Date	Opponent	GS	MIN	FG-A	3P-A	FT-A	REB	PF	A	TO	BL	ST	PTS
N11	UMass Lowell		1	0-0	0-0	0-0	0	0	0	0	0	0	0
N14	at Ole Miss						Did not play						
N17	Temple						Did not play						
N20	at Holy Cross						Did not play						
N26	Harvard						Did not play						
N30	Wagner						Did not play						
D3	UCF						Did not play						
D8	Pacific												
D10	at Providence												
D13	N. Carolina A&T												
D17	Kennesaw State												
D22	Rider												
D28	at Georgia State												
D30	St. Bonaventure												
J4	at George Mason												
J7	at VCU												
J11	Dayton												
J15	at Rhode Island												
J18	Saint Joseph's												
J21	Fordham												
J25	at Saint Louis												
J28	George Mason												
F1	at La Salle												
F7	Rhode Island												
F11	at Saint Joseph's												
F15	at Duquesne												
F18	Davidson												
F23	at G. Washington												
F26	La Salle												
M1	Richmond												
M4	at St. Bonaventure												

## MILLER'S CAREER STATISTICS

YEAR	GP-GS	MIN/AVG	FGM-FGA/%	3PM-3PA/%	FTA-FTM/%	O-D-T REB/AVG	PF/DQ	AST	TO	BLK	STL	PTS/AVG
15-16	7-0	11/1.6	1-3/.333	0-2/.000	0-0/.000	0-1-1/0.1	2/0	0	1	0	0	2/0.3
16-17	1-0	1/1.0	0-0/.000	0-0/.000	0-0/.000	0-0-0/0.0	0/0	0	0	0	0	0/0.0
<b>TOTAL</b>	<b>8-0</b>	<b>12/1.5</b>	<b>1-3/.333</b>	<b>0-2/.000</b>	<b>0-0/.000</b>	<b>0-1-1/0.1</b>	<b>2/0</b>	<b>0</b>	<b>1</b>	<b>0</b>	<b>0</b>	<b>2/0.3</b>



# 2 LUWANE PIPKINS

FRESHMAN • GUARD • 5-11 • 185

CHICAGO, ILL. • BOGAN HIGH SCHOOL

## AS A FRESHMAN IN 2016-7

- NCAA National Rank (through games on Dec. 4): steals per game (1st; 4.0), total steals (2nd; 28),
- Tied the UMass single-game record with eight steals against UMass Lowell (11/11), when he added 14 points, four rebounds and three assists in his first collegiate game.
- Went for 18 points, including 11 in the second half, and four steals at Ole Miss (11/14).
- Had nine rebounds - including defensive boards on Temple's final two missed shots in the last 30 seconds - with five assists and a pair of steals.
- One of five Minutemen who scored in double-figures at Holy Cross (11/20) with 11 points, a game-best six assists and four rebounds.
- Had 16 points, seven steals and six rebounds against UCF (12/3), his fifth game in seven played with four or more steals.

## 2015-16 SEASON NOTES

- Did not compete as an academic non-qualifier and sat out 2015-16. Enters 2016-17 with four years of eligibility.

## BEFORE UMASS & PERSONAL

- Four-star recruit ranked No. 7 in Illinois, No. 22 at guard and No. 23 in region according to ESPN.
- Three-star recruit ranked No. 9 in Illinois and No. 41 at guard according to 247sports
- Three-star recruit ranked No. 11 in the nation by Rivals.
- Chose UMass over offers from Bradley, DePaul, Illinois-Chicago, La Salle, Northern Illinois and Valparaiso, while he also drew interest from Creighton, Florida State, Illinois, Indiana State, Iowa, Minnesota, Tennessee and West Virginia, among others.
- Led the Mac Irvin Fire in scoring (19.7) with 3.0 rebounds and 2.3 assists per game during the Nike EYBL Session 1 in 2015.
- Averaged 27 points, five steals and four assists per game as a junior at Bogan High School when he hit 46 percent of his 3-pointers and 90 percent of his free throws.
- Played AAU for the Mac Irvin Fire.

## CAREER BESTS

**Pts:** 18, at Ole Miss, 11/14/16  
**Rebs:** 9, vs. Temple, 11/17/16  
**FGM:** 7, vs. UCF, 12/3/16  
**FGA:** 22, vs. UCF, 12/3/16  
**3FGM:** 3, 2x, last at Holy Cross, 11/20/16  
**3FGA:** 12, vs. UCF, 12/3/16  
**FTM:** 5, at Ole Miss, 11/14/16  
**FTA:** 7, vs. Temple, 11/17/16  
**Ast:** 6, at Holy Cross, 11/20/16  
**Blk:** -  
**Stl:** 8, vs. UMass Lowell, 11/11/16  
**Min:** 34, vs. UCF, 12/3/16

## PIPKINS' 2016-17 GAME-BY-GAME

Date	Opponent	GS	MIN	FG-A	3P-A	FT-A	REB	PF	A	TO	BL	ST	PTS
N11	UMass Lowell	*	31	5-13	1-5	3-6	4	3	3	1	0	8	14
N14	at Ole Miss	*	28	5-14	3-7	5-5	1	2	1	4	0	4	18
N17	Temple	*	32	2-9	0-5	2-7	9	2	5	1	0	2	6
N20	at Holy Cross	*	31	3-9	3-9	2-4	4	2	6	3	0	0	11
N26	Harvard	*	33	3-12	0-6	2-5	2	2	2	3	0	4	8
N30	Wagner	*	29	2-9	1-7	0-0	2	2	2	2	0	3	5
D3	UCF	*	34	7-22	2-12	0-3	6	3	2	0	0	7	16
D8	Pacific												
D10	at Providence												
D13	N. Carolina A&T												
D17	Kennesaw State												
D22	Rider												
D28	at Georgia State												
D30	St. Bonaventure												
J4	at George Mason												
J7	at VCU												
J11	Dayton												
J15	at Rhode Island												
J18	Saint Joseph's												
J21	Fordham												
J25	at Saint Louis												
J28	George Mason												
F1	at La Salle												
F7	Rhode Island												
F11	at Saint Joseph's												
F15	at Duquesne												
F18	Davidson												
F23	at G. Washington												
F26	La Salle												
M1	Richmond												
M4	at St. Bonaventure												

## PIPKINS' MISCELLANEOUS STATISTICS

**Double-Digit Scoring Games:** 4, last vs. UCF, 12/3/16

**5+ Assist Games:** 2, last at Holy Cross, 11/20/16

**5+ Steal Games:** 2, last vs. UCF, 12/3/16

## PIPKINS' CAREER STATISTICS

YEAR	GP-GS	MIN/AVG	FGM-FGA/%	3PM-3PA/%	FTA-FTM/%	O-D-T REB/AVG	PF/DQ	AST	TO	BLK	STL	PTS/AVG
16-17	7-7	218/31.1	27-88/30.7	10-51/19.6	14-30/46.7	7-21-28/4.0	16/0	21	14	0	28	78/11.1





# 34 ZACH TURCOTTE

**SENIOR • FORWARD • 6-7 • 224**

**BOXFORD, MASS. • MASCONOMET REGIONAL HIGH SCHOOL**

## AS A SENIOR IN 2016-17

- Made his first appearance with one minute played against UMass Lowell (11/11).

## AS A JUNIOR IN 2015-16

- Totaled four points on 2-of-2 shooting from the floor with four minutes played in the 89-62 victory over Central Arkansas (11/19).
- Also played against Clemson (11/23) but did not record statistics during his one minute on the floor.
- Pulled down one rebound at Rhode Island (3/3) playing the final minute.
- Had one board during his lone minute of action against VCU in the Atlantic 10 Championship Second Round (3/11).

## AS A SOPHOMORE IN 2014-15

- Made his lone appearance on the season during the 75-58 victory over Canisius (12/13), during which he provided one assist.
- Joined the team as a walk-on ahead of the season.

## AS A FRESHMAN IN 2013-14

- Was not a member of the program.

### 2016-17 SEASON BESTS

**Pts:** -  
**Rebs:** -  
**FGM:** -  
**FGA:** 1, vs. UMass Lowell, 11/11/16  
**3FGM:** -  
**3FGA:** 1, vs. UMass Lowell, 11/11/16  
**FTM:** -  
**FTA:** -  
**Ast:** -  
**Blk:** -  
**Stl:** -  
**Min:** 1, vs. UMass Lowell, 11/11/16

### CAREER BESTS

**Pts:** 4, vs. Central Arkansas, 11/19/15  
**Rebs:** 1, 3x, last vs. VCU, 3/11/16  
**FGM:** 2, vs. Central Arkansas, 11/19/15  
**FGA:** 3, vs. Boston University, 12/2/15  
**3FGM:** -  
**3FGA:** 2, vs. Boston University, 12/2/15  
**FTM:** -  
**FTA:** -  
**Ast:** 1, 2x, last vs. Boston U., 12/2/15  
**Blk:** 1, vs. Boston University, 12/2/15  
**Stl:** -  
**Min:** 5, vs. Boston University, 12/2/15

### TURCOTTE'S 2016-17 GAME-BY-GAME

Date	Opponent	GS	MIN	FG-A	3P-A	FT-A	REB	PF	A	TO	BL	ST	PTS
N11	UMass Lowell		1	0-0	0-0	0-0	0	0	0	0	0	0	0
N14	at Ole Miss						Did not play						
N17	Temple						Did not play						
N20	at Holy Cross						Did not play						
N26	Harvard						Did not play						
N30	Wagner						Did not play						
D3	UCF						Did not play						
D8	Pacific												
D10	at Providence												
D13	N. Carolina A&T												
D17	Kennesaw State												
D22	Rider												
D28	at Georgia State												
D30	St. Bonaventure												
J4	at George Mason												
J7	at VCU												
J11	Dayton												
J15	at Rhode Island												
J18	Saint Joseph's												
J21	Fordham												
J25	at Saint Louis												
J28	George Mason												
F1	at La Salle												
F7	Rhode Island												
F11	at Saint Joseph's												
F15	at Duquesne												
F18	Davidson												
F23	at G. Washington												
F26	La Salle												
M1	Richmond												
M4	at St. Bonaventure												

### TURCOTTE'S CAREER STATISTICS

YEAR	GP-GS	MIN/AVG	FGM-FGA/%	3PM-3PA/%	FTA-FTM/%	O-D-T REB/AVG	PF/DQ	AST	TO	BLK	STL	PTS/AVG
14-15	1-0	1/1.0	0-0/.000	0-0/.000	0-0/.000	0-0-0/0.0	0/0	1	0	0	0	0/0.0
15-16	7-0	13/1.9	2-5/.400	0-2/.000	0-0/.000	0-3-3/0.4	2/0	1	2	1	0	4/0.6
16-17	1-0	1/1.0	0-1/.000	0-1/.000	0-0/.000	0-0-0/0.0	0/0	0	0	0	0	0/0.0
<b>TOTALS</b>	<b>9-0</b>	<b>15/1.7</b>	<b>2-6/.333</b>	<b>0-3/.000</b>	<b>0-0/.000</b>	<b>0-3-3/0.3</b>	<b>2/0</b>	<b>2</b>	<b>2</b>	<b>1</b>	<b>0</b>	<b>4/0.4</b>

## UNIVERSITY OF MASSACHUSETTS MEN'S BASKETBALL HEADSHOT ROSTER




**DONTÉ CLARK**  
Guard • 6-4 • Jr.  
Charlotte, N.C.



**ZACH LEWIS**  
Guard • 6-3 • R-Jr.  
Windsor, Conn.



**LUWANE PIPKINS**  
Guard • 5-11 • Fr.  
Chicago, Ill.



**DEJON JARREAU**  
Guard • 6-5 • Fr.  
New Orleans, La.



**UNIQUE MCLEAN**  
Guard • 6-2 • Fr.  
Brooklyn, N.Y.



**CHRIS BALDWIN**  
Forward • 6-8 • Fr.  
Springfield, Mass.



**MALIK HINES**  
Forward • 6-10 • So.  
Jackson, Miss.



**RAYSHAWN MILLER**  
Guard • 6-1 • So.  
Boston, Mass.



**ZACH COLEMAN**  
Forward • 6-7 • R-Jr.  
Dallas, Texas



**C.J. ANDERSON**  
Guard • 6-6 • Jr.  
Memphis, Tenn.



**TYRN FLOWERS**  
Forward • 6-9 • Fr.  
Waterbury, Conn.



**SETH BERGER**  
Forward • 6-8 • R-Jr.  
Seattle, Wash.



**ZACH TURCOTTE**  
Forward • 6-7 • Sr.  
Boxford, Mass.



**RASHAAN HOLLOWAY**  
Center • 6-11 • So.  
Elmer, N.J.



**BRISON GRESHAM**  
Forward/Center • 6-9 • Fr.  
New Orleans, La.



**DEREK KELLOGG**  
Head Coach



**SHYRONE CHATMAN**  
Associate Head Coach



**ADAM GINSBURG**  
Assistant Coach



**ANDY ALLISON**  
Assistant Coach




**TOM DOHERTY**  
Director of Operations and  
Assistant To Head Coach



**LOU ROE**  
Assistant Director of  
Operations



**MATTHEW VOGEL**  
Video Operations  
Coordinator



**RICH CASELLA**  
Strength and  
Conditioning Coach



**DAVE MACLUTSKY**  
Athletic Trainer