

MASSACHUSETTS MEN'S BASKETBALL

Media Contact: Cody Lahl // 845.750.4225 // clahl@admin.umass.edu

UMassAthletics.com // @UMassAthletics // @UMassBasketball

facebook.com/UMassAthletics // Radio: UMass Sports Network

2016-17 Schedule

(8-3 Overall, 0-0 Atlantic 10)

(7-1 Home, 1-2 Away, 0-0 Neutral)

DAY	DATE	OPPONENT	TIME [ET]/RESULT
Fri.	N11	UMass Lowell	W, 90-76
Mon.	N14	at Ole Miss ^{SEC Network}	L, 90-88
Thurs.	N17	Temple ^{ASN}	W, 70-67
Sun.	N29	at Holy Cross (at the DCU Center)	W, 68-60
Sat.	N26	Harvard	W, 70-66
Wed.	N30	Wagner	W, 62-55

Sat.	D3	UCF	L, 65-62
Thurs.	D8	Pacific#	W, 72-48
Sat.	D10	at Providence ^{Fox Sports 1}	L, 75-69
Tues.	D13	North Carolina A&T	W, 65-59
Sat.	D17	Kennesaw State	W, 95-77
Thurs.	D22	Rider	7 p.m.
Wed.	D28	at Georgia State	2 p.m.
Fri.	D30	St. Bonaventure	4 p.m.

Wed.	J4	at George Mason	7 p.m.
Sat.	J7	at VCU ^{NBCSN}	1 p.m.
Wed.	J11	Dayton ^{CBSN}	7 p.m.
Sun.	J15	at Rhode Island ^{NBCSN}	2:30 p.m.
Wed.	J18	Saint Joseph's ^{NESN/NESNational/ASN}	7 p.m.
Sat.	J21	Fordham ^{NBCSN}	12:30 p.m.
Wed.	J25	at Saint Louis	8 p.m.
Sat.	J28	George Mason	1 p.m.

Wed.	F1	at La Salle	7 p.m.
Tues.	F7	Rhode Island ^{CBSN}	7 p.m.
Sat.	F11	at Saint Joseph's ^{NBCSN}	2:30 p.m.
Wed.	F15	at Duquesne	7 p.m.
Sat.	F18	Davidson ^{NBCSN}	Noon
Thurs.	F23	at George Washington ^{NESN/NESNational/ASN}	7 p.m.
Sun.	F26	La Salle ^{NESN/NESNational/ASN}	1 p.m.

Wed.	M1	Richmond	7 p.m.
Sat.	M4	at St. Bonaventure ^{NESN/NESNational/ASN}	4 p.m.

Atlantic 10 Championship (Brooklyn, N.Y.)

Wed.	M8	First Round ^{ASN}	TBA
Thurs.	M9	Second Round ^{NBCSN}	TBA
Fri.	M10	Quarterfinals ^{NBCSN}	TBA
Sat.	M11	Semifinals ^{CBSN}	TBA
Sun.	M12	Championship Game ^{CBS}	TBA

*Atlantic 10 game // #Gotham Classic game // All times Eastern & subject to change // Home games are **bolded** and played at the Mullins Center in Amherst, Mass.

UMASS-RIDER GAME INFO



Thurs., Dec. 21 • 7 p.m.
Mullins Center (9,493)
Amherst, Mass.



A-10 Digital Network (Free)

Josh Maurer and Tim Collins



UMass Sports Network

105.5 FM WEEI, 830 AM WCRN,
95.9 WATD and 1200 AM WXKS
Josh Maurer and Tim Collins



Live Stats

Sidarm Sports; UMassAthletics.com



Twitter

@UMassBasketball; @UMassAthletics



Instagram

@UMassBasketball; @UMassAthletics



Head-To-Head Series

Massachusetts leads, 8-0
Last: UMass 77, Rider 67 • Nov. 12, 2010
Mullins Center • Amherst, Mass.

NUMBERS TO KNOW

53,000

Square footage of the Champions Center, the state-of-the-art practice facility for UMass men's and women's basketball finished ahead of the 2015-16 season.

982

Career points for Donte Clark in 75 games played. At this pace (13.0 per game), Clark will reach 1,000 during the end of non-conference play.

148

Wins for head coach Derek Kellogg at UMass, third-most in team history. He is fifth among active coaches and 15th all-time among Atlantic 10 institution leaders historically.

36

Steals by Luwane Pipkins, the second-most by volume and per game total in NCAA D-I. He currently averages 3.4 steals per game.

18

Games in the Mullins Center for UMass in 2016-17, the most regular season home contests for the program in team history.

17.9

Assists per game by the team in 2016-17, tied for the 22nd-most in NCAA and first in the A-10 by more than two per game (La Salle, 15.8).

TABLE OF CONTENTS

Page 2	Quick Facts, Covering The Minutemen
Page 3	Numerical & Alphabetical Rosters
Page 4	UMass-Providence Series Breakdown
Pages 5-10	Game Notes & Miscellaneous Statistics
Page 11	2016-17 Team & Individual Superlatives
Page 12	2016-17 Expanded Results
Page 13	2016-17 Season Statistics
Pages 14-16	2016-17 Box Scores & Game Recaps
Page 17	The Last Time...
Pages 18-21	Player Career Statistics & Personal Bests
Page 22	2016-17 Team & Staff Headshot Roster

2016-17 PROJECTED STARTING LINEUP & BENCH PERSONNEL

NO.	NAME	POS	YR	MPG	PPG	RPG	A/S/B	SEASON AND/OR CAREER NOTE(S)
3	DeJon Jarreau	G	Fr.	23.0	8.9	3.6	5.0a	Missed 2 games to injury; 3rd in A-10 for assists per game (5.0)
2	Luwane Pipkins	G	Fr.	30.9	13.2	3.4	3.3s	Fourth in the nation for steals per game (3.27); 7 games scoring 10+ points
0	Donte Clark	G	Jr.	30.1	14.5	4.5	3.7a	15 career games with 20+ points; 15th in A-10 in PPG
33	Seth Berger	F	R-Jr.	13.9	3.1	2.9	0.5s	Shooting 59.1% on the season (13-22); 13 pts (6-6 FG, 1-2 FT) at Holy Cross
45	Rashaan Holloway	C	So.	16.9	9.1	4.9	0.9b	Scored in double-digits in 5 games this season; multiple blocks in 4
1	Zach Lewis	G	R-Jr.	24.0	7.6	1.1	1.5a	10 points (5-11 FG) in 1st start at UMass (vs. Harvard; Nov. 26)
4	Unique McLean	F	Fr.	-	-	-	-	No. 5 in Massachusetts (ESPN), three-star grade (ESPN)
5	Chris Baldwin	F	Fr.	7.3	2.1	2.4	0.5b	Suffered broken nose vs. Harvard; cleared to play wearing face mask
10	Malik Hines	F	So.	14.2	4.9	3.5	0.8a	Career high 14 pts (4-5 FG, 6-7 FT) vs. Wagner; .710 FG% (22-31) in 2016-17
11	Rayshawn Miller	G	So.	2.5	1.5	0.0	0.0	Made first collegiate 3-pointer in win over Pacific; nine career games played
14	Zach Coleman	F	R-Jr.	12.8	0.8	2.3	0.7b	Four rebs, career high-tying 3 blocks, no turnovers in 17 minutes vs. NC A&T
23	C.J. Anderson	G	Jr.	20.3	4.8	2.9	2.6a	Career high 19 pts (8-11 FG, 3-4 3FG) vs. Wagner; 1.93 A-T ratio (29-15)
24	Tyrn Flowers	F	Fr.	13.1	5.7	3.2	0.6a	3-point threat off the bench shooting 37.8 percent beyond the arc (17-45)
34	Zach Turcotte	F	Sr.	1.5	0.0	0.0	0.0	Walk-on forward with 10 career games played
55	Brisen Gresham	F/C	Fr.	8.7	2.0	2.5	0.8b	Cleared by the NCAA to compete on Tues., Nov. 29; eligible immediately

UNIVERSITY OF MASSACHUSETTS MEN'S BASKETBALL IN THE ATLANTIC 10 CHAMPIONSHIP

COVERING THE MINUTEMEN (WEEK OF SUNDAY, DECEMBER 18, 2016)

SUNDAY	MONDAY	TUESDAY	WEDNESDAY	THURSDAY	FRIDAY	SATURDAY
* No media availability	* No media availability	* Head coach Derek Kellogg and student-athletes available at the Champions Center at 2 p.m.	* No media availability	* Game vs. Rider at the Mullins Center at 7 p.m.	* No media availability	* Game vs. Kennesaw State at the Mullins Center at 1 p.m.

2015-16 TEAM QUICK FACTS

UNIVERSITY OF MASSACHUSETTS INFORMATION

Location	Amherst, Mass.
Founded	1863
Enrollment	29,269
Nickname	Minutemen
Colors	Maroon (PMS 506) and White
Affiliation	NCAA Division I
Conference	Atlantic 10
President	Martin T. Meehan (UMass Lowell '78)
Chancellor	Kumble Subbaswamy (Indiana [Pa.] '75)
Athletic Director	Ryan Bamford (Ithaca '00)

MEN'S BASKETBALL TEAM HISTORY

Program Started	1899-1900
All-Time Program Record	1,270-1,116 (.532)
All-Time Conference Record	474-334 (.587)
NCAA Tournament Appearances/Last	Nine/2013-14 Second Round
All-Time NCAA Tournament Record	11-9
NIT Appearances/Last	13/2012-13 First Round
All-Time NIT Record	13-14

HOME VENUE INFORMATION

Home Court	William D. Mullins Memorial Center (9,493)
Debut	Feb. 4, 1993

MEN'S BASKETBALL STAFF

Head Coach (Alma Mater)	Derek Kellogg (Massachusetts, '95)
Record at Massachusetts/Years	148-122 (.548)/Eighth
Career Record/Years	Same
Assistant Coaches	Adam Ginsburg (Buffalo '97); Shyrone Chatman (Memphis '02); Andy Allison (Youngstown State '00)
Director of Operations	Tom Doherty (Dowling '00)
Academic Advisor	Matt Komer (Massachusetts '96)
Certified Athletic Trainer	Dave Maclutsky (SUNY Brockport '96)
Strength & Conditioning Coaches	Rich Casella (Massachusetts '13)
Administrative Assistant	Bonnie Otto

TEAM INFORMATION

2014-15 Overall Record	17-15
2014-15 Atlantic 10 Record/Finish	10-8/t-7th
Starters Returning/Lost	2/3
Letterwinners Returning/Lost	7/4
Newcomers (Transfers)	5 (1)

UMASS MEN'S BASKETBALL GAME WEEK

A-10 WEEKLY TELECONFERENCE

Each Monday morning during the Atlantic 10 Conference league slate (January through March), all A-10 coaches will participate in a weekly teleconference with the media. UMass head coach **Derek Kellogg** and his Atlantic 10 compatriots will address questions directly from the media beginning at 10 a.m. Interested media outlets looking to participate in the A-10 teleconference should call Drew Dickerson at 757-706-3058 for the teleconference number and login credentials.

UMASS SPORTS INSIDER

UMass Sports Insider returns for another season in 2015-16, with the next episode set to air Thursday, March 17. The show, featuring stories covering all varsity athletic programs at the University of Massachusetts, will be broadcast on NESN at 2:30 p.m. each week.

THE BUD LIGHT UMass BASKETBALL RADIO SHOW

The Bud Light UMass Basketball Radio Show will be broadcast live on 105.5 FM WEEI from the new Hangar Pub and Grill location on University Drive in Amherst. The show starts at 7 p.m. on selected Mondays and will feature head coach **Derek Kellogg** player guests. **Josh Maurer**, the Voice of the Minutemen, will host.

COACH AND STUDENT-ATHLETE INTERVIEWS

The UMass Athletic Communications Office organizes all interviews for the men's basketball program, its coaches, student-athletes and administrative support staff. Submitted all interview requests to primary contact **Cody Lahl** (clahl@admin.umass.edu or 845-750-4225) ahead of the expected interview time, preferably 24 hours notice, to give the staff the time needed to organize the interview. Personal phone numbers for student-athletes, coaches or administrators will not be given out to the media.

CREDENTIAL REQUESTS

Please submit all game credential requests for contests at the Mullins Center to men's basketball contact **Cody Lahl** at clahl@admin.umass.edu. Please submit your credential requests a minimum of one week in advance of the contest to all for shipping and delivery.

POSTGAME MEDIA ACCESS

All postgame interviews for home games played in the Mullins Center will be held in the Green Room following a 10-minute cooling off period. The visiting head coach and selected visiting players will be available for the media first followed by UMass head coach **Derek Kellogg** and his Minutemen. The media will not be given access to team-specific areas, such as the locker room, for interviews.

UMASS ATHLETIC COMMUNICATIONS STAFF

Address	290 Boyden Building
	131 Commonwealth Ave.
	Amherst, MA 01003
Website	UMassAthletics.com
Twitter	@UMassAthletics
Men's Basketball Contact	Cody Lahl, Associate Communications Director
Email	clahl@admin.umass.edu
Phone	845-750-4225 (preferred method of contact)
Associate AD/Communications & PR	Molly O'Mara (FB, Ryan Bamford)
Assistant AD/Communications	John Sinnett (WSOC, MSOC, WBB, WLAX, S&D, TEN)
Associate Director, Communications	Jillian Jakuba (HCK, BB, XC, TF)
Assistant Director, Communications	TBA

UNIVERSITY OF MASSACHUSETTS MEN'S BASKETBALL ROSTER

2016-17 UNIVERSITY OF MASSACHUSETTS NUMERICAL ROSTER

No.	Name	Pos.	Ht./Wt.	Year	Hometown/High School/Previous College
0	Donte Clark	Guard	6-4/192	Jr.	Charlotte, N.C./Hargrave Military Academy (Va.)
1	Zach Lewis	Guard	6-3/185	R-Jr.	Windsor, Conn./Northwest Catholic/Canisius
2	Luwane Pipkins	Guard	5-11/185	Fr.	Chicago, Ill./Bogan
3	DeJon Jarreau	Guard	6-5/182	Fr.	New Orleans, La./McDonough 35
4	Unique McLean	Guard	6-2/175	Fr.	Brooklyn, N.Y./Hoosac School
5	Chris Baldwin	Forward	6-8/235	Fr.	Springfield, Mass./Notre Dame Prep
10	Malik Hines	Forward	6-10/255	So.	Jackson, Miss./Murrah
11	Rayshawn Miller	Guard	6-1/200	So.	Boston, Mass./Boston Latin Academy
14	Zach Coleman	Forward	6-7/218	R-Jr.	Dallas, Texas/Woodrow Wilson
23	C.J. Anderson	Guard	6-6/207	Jr.	Memphis, Tenn./Arlington
24	Tyrn Flowers	Forward	6-9/202	Fr.	Waterbury, Conn./Sacred Heart HS
33	Seth Berger	Forward	6-8/212	R-Jr.	Seattle, Wash./Ballard
34	Zach Turcotte	Forward	6-7/224	Sr.	Boxford, Mass./Masconomet Regional
45	Rashaan Holloway	Center	6-11/310	So.	Elmer, N.J./Schalick
55	Brisen Gresham	Forward/Center	6-9/220	Fr.	New Orleans, La./McDonough 35

2016-17 UNIVERSITY OF MASSACHUSETTS ALPHABETICAL ROSTER

No.	Name	Pos.	Ht./Wt.	Year	Hometown/High School/Last School
23	C.J. Anderson	Guard	6-6/207	Jr.	Memphis, Tenn./Arlington
5	Chris Baldwin	Forward	6-8/235	Fr.	Springfield, Mass./Notre Dame Prep
33	Seth Berger	Forward	6-8/212	R-Jr.	Seattle, Wash./Ballard
0	Donte Clark	Guard	6-4/192	Jr.	Charlotte, N.C./Hargrave Military Academy (Va.)
14	Zach Coleman	Forward	6-7/218	R-Jr.	Dallas, Texas/Woodrow Wilson
24	Tyrn Flowers	Forward	6-9/202	Fr.	Waterbury, Conn./Sacred Heart HS
55	Brisen Gresham	Forward/Center	6-9/220	Fr.	New Orleans, La./McDonough 35
10	Malik Hines	Forward	6-10/255	So.	Jackson, Miss./Murrah
45	Rashaan Holloway	Center	6-11/310	So.	Elmer, N.J./Schalick
3	DeJon Jarreau	Guard	6-5/182	Fr.	New Orleans, La./McDonough 35
1	Zach Lewis	Guard	6-3/185	R-Jr.	Windsor, Conn./Northwest Catholic/Canisius
4	Unique McLean	Guard	6-2/175	Fr.	Brooklyn, N.Y./Hoosac School
11	Rayshawn Miller	Guard	6-1/200	So.	Boston, Mass./Boston Latin Academy
2	Luwane Pipkins	Guard	5-11/185	Fr.	Chicago, Ill./Bogan
34	Zach Turcotte	Forward	6-7/224	Sr.	Boxford, Mass./Masconomet Regional

Head Coach: Derek Kellogg (Massachusetts '95), Ninth Season

Associate Head Coach: Shyrone Chatman (Memphis '02), Ninth Season, First as Associate Head Coach

Assistant Coach: Adam Ginsburg (Buffalo '97), 12th Season

Assistant Coach: Andy Allison (Youngstown State '00), Ninth Season, Third as Assistant Coach

Director of Basketball Operations: Tom Doherty (Dowling '00), Sixth Season

Assistant Director of Operations: Lou Roe (Massachusetts '13), Third Season

Video Operations Coordinator: Matt Vogel (Massachusetts '09), Third Season

Strength and Conditioning Coach: Rich Casella (Massachusetts '13), Second Season

Athletic Trainer: Dave Maclutsky (SUNY Brockport '96), 10th Season

BY POSITION

Forward (7)

Chris Baldwin
Seth Berger
Zach Coleman
Tyrn Flowers
Brisen Gresham
Malik Hines
Zach Turcotte

Guard (7)

C.J. Anderson
Donte Clark
DeJon Jarreau
Zach Lewis
Unique McLean
Rayshawn Miller
Luwane Pipkins

Post (2)

Brisen Gresham
Rashaan Holloway

BY ELIGIBILITY

Senior (1)

Zach Turcotte

Sophomore (3)

Malik Hines
Rashaan Holloway
Rayshawn Miller

Junior (5)

C.J. Anderson
Seth Berger (RS)
Donte Clark
Zach Coleman (RS)
Zach Lewis (RS)

Freshman (6)

Chris Baldwin
Tyrn Flowers
Brisen Gresham
DeJon Jarreau
Unique McLean
Luwane Pipkins

BY HOME STATE

Connecticut

Tyrn Flowers
Zach Lewis

New York

Unique McLean

Illinois

Luwane Pipkins

North Carolina

Donte Clark

Massachusetts

Chris Baldwin
Rayshawn Miller
Zach Turcotte

Mississippi

Malik Hines

Tennessee

C.J. Anderson

New Jersey

Rashaan Holloway

Texas

Zach Coleman

Washington

Seth Berger

PRONUNCIATION GUIDE

Donte Clark	dahn-TAY
Tyrn Flowers	ty-RIN
Brisen Gresham	BRY-son (rhymes with "tie")
Rashaan Holloway	ruh-SHAWN hall-oh-way
Malik Hines	muh-LEEK
DeJon Jarreau	duh-john juh-ROW
Luwane Pipkins	lew-WAHN
Zach Turcotte	turr-COT

UNIVERSITY OF MASSACHUSETTS MEN'S BASKETBALL GAME NOTES

UMASS-RIDER SERIES HISTORY

Dec. 28, 1962.....	Neutral (11)W, 91-81
Dec. 19, 1967.....	HomeW, 78-55
Nov. 30, 1968.....	Away.....W, 78-49
Feb. 5, 1970.....	HomeW, 82-67
Dec. 23, 2002.....	HomeW, 76-54
Feb. 3, 2004.....	Away (79)W, 74-61
Dec. 23, 2004.....	HomeW, 73-63
Nov. 12, 2010.....	HomeW, 77-67

(11) Trenton Tournament; Trenton, N.J.

(79) Sovereign Bank Arena; Trenton, N.J.

RIDER MEN'S BASKETBALL QUICK FACTS

2016-17 Record.....	.8-3 Overall, 1-1 MAAC
2015-16 Finish.....	13-20 Overall, 8-12 MAAC
2015-16 Postseason.....	MAAC Quarterfinals
Head Coach (Alma Mater).....	Kevin Baggett (Saint Joseph's '89)
Baggett At Rider/Year.....	67-64/Fifth
Baggett Career Head Coaching Record/Year.....	Same

MASSACHUSETTS-RIDER SERIES BREAKDOWN

All-Time Series.....	Massachusetts leads, 8-0
Last Meeting.....	Massachusetts 77, Rider 67
.....	Nov. 12, 2010 • Mullins Center • Amherst, Mass.
All-Time At UMass.....	Massachusetts leads, 5-0
All-Time At Rider.....	Massachusetts leads, 2-0
All-Time At A Neutral Venue.....	Massachusetts leads, 1-0
Current Streak.....	Massachusetts, eight games
The Series Under Head Coach Derek Kellogg.....	Massachusetts leads, 1-0
In Game Going To Overtime.....	.None
Longest UMass Win Streak.....	Eight games (Current)
Longest Rider Win Streak.....	.None
Most Points By Massachusetts*.....	.91 on Dec. 28, 1962 (W, 91-81)
Most Points By Rider*.....	.81 on Dec. 28, 1962 (W, 91-81)
Fewest Points By Massachusetts*.....	.73 on Dec. 23, 2004 (W, 73-63)
Fewest Points By Rider*.....	.49 on Nov. 30, 1968 (W, 78-49)

**W-L reflects UMass outcome*

UNIVERSITY OF MASSACHUSETTS MEN'S BASKETBALL GAME NOTES

UMASS BASKETBALL FASTBREAK POINTS

University of Massachusetts men's basketball...

- Head coach Derek Kellogg is in his ninth season at the helm of the program in 2015-16. Kellogg, a 1995 graduate of the University of Massachusetts, sports a 148-122 career record currently, the third-most wins by a head coach in the more-than 100-year history of the program and the 15th-most in the history of the Atlantic 10 Conference.
- Freshman guard Luwane Pipkins tied the program record with eight steals against UMass Lowell. It was his first collegiate game. He has 36 on the season through 11 contests, the fourth-most per game (3.27) in NCAA Division I men's basketball and the third-highest total by volume. He also had seven steals against UCF, making him the only player in D-I with two or more games with seven or more steals.
- Is one of only 20 teams in the nation averaging at least 9.0 steals per game. The Minutemen are tied for 10th in NCAA Division I with 9.4 per game. They are second in the Atlantic 10 to only Fordham (11.3).
- Forced the 15th-most turnovers in NCAA Division I through games on Dec. 19 with an average of 17.36 for each of the 11 opponents so far in 2016-17. It's also the second-best mark in the Atlantic 10.
- Dishes the ball for an average of 17.9 assists per game, the most across the Atlantic 10 and 22nd-best total in NCAA Division I. DeJon Jarreau's 5.0 assists per game ranks most among Minutemen and third-highest in the Atlantic 10. Three additional Minutemen average at least 2.5 assists per game, including Donte Clark (3.7), Luwane Pipkins (2.9) and C.J. Anderson (2.6).
- Sports the 36th-best field goal percentage defense in the nation and the best mark in the Atlantic 10 through games on Mon., Dec. 19. The Minutemen held opponents to a combined 38.9 field goal percentage over the opening 11 games of the season.
- Junior guard Donte Clark has at least seven points in each of his last 49 career games. He has scored double-figures in 40 of those contests. He has the most points among current Minutemen with 982 and averages 13.1 per game over his career.
- Only has one senior on the roster, walk-on forward Zach Turcotte. The Minutemen are the only team in the Atlantic 10 with one or fewer seniors.
- Is 8-0 against Rider all-time, with the most recent win coming during the 2010-11 non-conference slate. It is the best record against a 2016-17 opponent with at least eight all-time matchups previously. Five of those contests have been on-campus at either the Curry Hicks Cage or Mullins Center, two occurred at Rider venues and the inaugural game played out at the Trenton Tournament in Trenton, N.J., on Dec. 28, 1962.
- Hosts 18 games at home in the Mullins Center, a program record for the regular season. The slate is split evenly between non-conference and Atlantic 10 play.
- Is undefeated in Gotham Classic games with one contest left in the tournament. The Minutemen downed Pacific, 72-48; North Carolina A&T, 65-59 and Kennesaw State, 95-77 in their first three games of the tournament. Rider (Dec. 23) close out the four-game Gotham Classic slate as the de facto championship contest, as both teams are undefeated.
- Junior guard Donte Clark was named to the Atlantic 10 Preseason All-Conference Team, one of only five non-seniors recognized on the yearly preseason accolades list.
- Head coach Derek Kellogg promoted Shyrone Chatman to associate head coach prior to the start of the year. Chatman's first season as associate head coach doubles as his sixth campaign on the coaching staff after he spent the previous five years as an assistant.
- Played UMass Lowell in the first game of the 2016-17 season between NCAA Division I teams thanks to the 4 p.m. matinee tipoff at the Mullins Center. Massachusetts won, 90-76.
- Head coach Derek Kellogg inked a recruiting class that ranks among the most highly touted nationally with Chris Baldwin, Tyrn Flowers, Brison Gresham, DeJon Jarreau and Unique McLean. The quintet combined to give the Minutemen the top class in the A-10 according to 247Sports, ESPN and Rivals. The rankings do not reflect the addition of Luwane Pipkins (2015-16 academic non-qualifier) or Zach Lewis (transfer from Canisius College).
- The Minutemen moved into their new home during the Summer 2015, the John Francis Kennedy Champions Center for UMass Basketball. The 53,000 square foot dedicated facility features full practice courts, a strength and conditioning suite, state-of-the-art athletic training space, office and meeting areas for the coaches and team, a theatre-style film room, a UMass basketball hall of fame as well as additional spaces for team meals, equipment management and miscellaneous team-related resources.

LUWANE STRIP-KINS, FAST-HANDED MINUTEMAN

Freshman guard Luwane Pipkins has the fourth-most steals per game (3.27) across NCAA Division I men's basketball and is third in total steals (36) through games on Mon., Dec. 19. He is the only player in NCAA Division I with two games of seven or more steals this season (8 vs. UMass Lowell; 7 vs. UCF).

His eight against UMass Lowell also rank tied for the second-most in a single game in NCAA Division I this season and are tied for the most in the history of the UMass men's basketball program.

Led by Pipkins' 36, UMass is tied for 10th in the nation for steals per game (9.4) as of contests on Mon., Dec. 19. The Minutemen are one of only 20 teams in the country averaging nine or more steals per game.

REWARDING THE MULLINS CENTER MINUTEFANS

UMass men's basketball is 30-3 in its last 33 non-conference home games at the Mullins Center tracking back to the 2011-12 season, a 90.1 win percentage. The Minutemen were undefeated in non-conference, on-campus home games during 2011-12 (6-0), in 2013-14 (5-0) and 2014-15 (3-0). With their victory over Kennesaw State on Dec. 17, the Maroon and White secured its most non-conference home wins in that span with seven.

BUCKING THE BRONCS

UMass men's basketball is 8-0 all-time against Rider, including most recently a 77-67 victory over the Broncs on Nov. 12, 2010 after the Minutemen trailed by as many as 22 points. Massachusetts outscored Rider, 53-22 in the second half to mount the improbable comeback.

The scoring efforts of Anthony Gurley (31 points) and Freddie Riley (28) sprung the offense to life following the break, which UMass trailed 45-24 at. Gurley (12-20) and Riley (10-15) were a combined 22-for-35 while the rest of the squad was 4-of-20 overall. Gurley and Riley accounted for all nine made 3-pointers.

The comeback still ranks as the greatest of the Derek Kellogg era, during which the team has mounted 20 come-from-behind wins when trailing by 10 or more points.

QUICK WITH THE DISH

University of Massachusetts men's basketball ranks tied for 22nd in the nation in assists per game with an average of 17.9 dished out per contest as of play on Mon., Dec. 19. It ranks first among Atlantic 10 teams by more than two assists per game (La Salle, 15.8, tied-80th). The Minutemen do not rely on one distribution leader as four Minutemen average 2.5 or more assists per game: DeJon Jarreau (5.0), Donte Clark (3.7), Luwane Pipkins (2.9) and C.J. Anderson (2.6).

PUT A LID ON THE RIM

University of Massachusetts men's basketball sports a 38.9 field goal percentage defense in 2016-17, the 36th best mark in the country through games on Mon., Dec. 19. It is the best field goal percentage defense in the Atlantic 10, ahead of Davidson (39.2, 43rd).

PIPKINS WINS A-10 ROOKIE OF THE WEEK

Freshman guard Luwane Pipkins took home Atlantic 10 Rookie of the Week on Mon., Dec. 19 after he averaged 19.0 points per game during victory over North Carolina A&T and Kennesaw State. The Chicago, Illinois, native also chipped in 4.0 assists, 2.0 steals and 2.0 rebounds per game with only two turnovers committed in 63 minutes on the floor.

Pipkins helped UMass overcome an 18-point first half deficit against NC A&T with 11 points on the game, including nine in the pivotal second half. He scored all nine of those second half points during the final eight minutes of the game, during which the Minutemen went in front for the first time on the day. Pipkins staked the team to the lead for good with a 3-pointer at the 4:27 mark.

The freshman guard followed with a personal-best 27 points against Kennesaw State, including a program record-tying eight made 3-pointers. Pipkins guided Massachusetts to a 41-35 halftime lead with 12 first half points and three assists. He then poured in another 15 points in the second half as the Minutemen put away the Owls for the win.

PIPKINS FROM DOWNTOWN

Freshman guard Luwane Pipkins tied the program record for made 3-pointers in a single game with eight against Kennesaw State on Dec. 17. He split his eight makes evenly between the first and second halves and ended the game with a team-high 27 points.

He is one of seven all-time Minutemen to accomplish the feat, most recently completed by Trey Davis at Davidson on Jan. 16, 2016. It is the ninth-such performance as Carmelo Travieso and Lorenzo Sutton each nailed eight in a game twice.

He is also tied for 10th in the nation for 3-point field goals made in a single game and tied for first among Atlantic 10 student-athletes (Jack Gibbs, Davidson vs. Mercer, Nov. 29, 2016).

POWER (FORWARD) MOVES ONLY

Massachusetts has played eight Minutemen at forward or center in 2016-17 and the group has combined to shoot 53.3 percent through 11 games (112-210). This percentage increases to 61.7 when only including two-point field goal attempts (92-149).

DIFFERENT MINUTEMEN SHOULDERING THE LOAD

A host of Minutemen step up to pace the squad in points, rebounds and assists through 11 games to the tune of eight different rebounding leaders, five scoring leaders and four assists leaders.

MINUTEMEN MARCHING TO NON-CONFERENCE VICTORIES

University of Massachusetts men's basketball enters the game against Rider with an 8-3 record, the first time the Minutemen opened the year with at least eight victories in 11 games since 2013-14 (started 10-0). It is the fourth time in head coach Derek Kellogg's nine seasons Massachusetts opened 8-3 or better.

UNIVERSITY OF MASSACHUSETTS MEN'S BASKETBALL GAME NOTES

TEAM LEADERBOARD

Scoring	2015-16	2016-17	Career
C.J. Anderson	-	1	1
Seth Berger	1	-	1
Donte Clark	8	4	17
Tyrn Flowers	-	1	1
Rashaan Holloway	1	2	3
DeJon Jarreau	-	2	2
Luwane Pipkins	-	1	1

Rebounding	2015-16	2016-17	Career
C.J. Anderson	5	1	6
Seth Berger	2	-	2
Donte Clark	4	1	5
Zach Coleman	6	-	6
Tyrn Flowers	-	1	1
Brison Gresham	-	1	1
Malik Hines	1	1	2
Rashaan Holloway	2	3	5
DeJon Jarreau	-	2	2
Luwane Pipkins	-	1	1

Assists	2015-16	2016-17	Career
C.J. Anderson	3	2	5
Donte Clark	6	4	14
Zach Coleman	2	-	3
DeJon Jarreau	-	4	4
Luwane Pipkins	-	1	1

Minutes	2015-16	2016-17	Career
C.J. Anderson	3	-	3
Seth Berger	1	-	1
Donte Clark	8	4	14
DeJon Jarreau	-	1	1
Zach Lewis	-	2	2
Luwane Pipkins	-	4	4

10+ Point Games	2015-16	2016-17	Career
C.J. Anderson	1	1	1
Seth Berger	5	1	5
Donte Clark	24	9	48
Zach Coleman	4	-	6
Tyrn Flowers	-	3	3
Malik Hines	-	1	1
Rashaan Holloway	5	5	10
DeJon Jarreau	-	3	3
Zach Lewis	-	3	36
Luwane Pipkins	-	7	7

10+ Rebounds	2015-16	2016-17	Career
C.J. Anderson	2	-	2
Seth Berger	1	-	1
Zach Coleman	1	-	1

20+ Point Games	2015-16	2016-17	Career
Donte Clark	7	2	14
Tyrn Flowers	-	1	1
Rashaan Holloway	-	2	2
DeJon Jarreau	-	1	1
Zach Lewis	-	1	1
Luwane Pipkins	-	2	2

25+ Point Games	2015-16	2016-17	Career
Donte Clark	3	1	6
DeJon Jarreau	-	1	1
Luwane Pipkins	-	1	1

30+ Point Games	2015-16	2016-17	Career
Donte Clark	1	-	1

CLARK WORKS HIS WAY TO THAT COMMA

Despite only being 11 games into his junior season in 2016-17, Donte Clark already surpassed 900 career points. Clark currently has 982, an average of 13.1 per game played since the beginning of his freshman year (75 contests).

Clark expedited his process of getting to 1,000 points through his stellar sophomore season that included 16.1 points per game (515 over 32 games), a 41.0 field goal percentage and 139 free throws made in 185 taken (75.1 percent).

20-POINTERS BECOMING TEAM-WIDE ROUTINE

Six members of the University of Massachusetts program have at least one outing with 20 or more points through the opening 11 games played. Those six Minutemen include Rashaan Holloway (21 vs. UMass Lowell; 21 at Providence), DeJon Jarreau (25 at Ole Miss), Zach Lewis (20 at Ole Miss), Donte Clark (29 vs. Harvard; 22 vs. North Carolina A&T), Tyrn Flowers (20 vs. UCF) and Luwane Pipkins (20 at Providence, 27 vs. Kennesaw State).

20-POINT GAMES IN 2016-17

MINUTEMAN	POINTS	OPPONENT	DATE
Donte Clark	29	Harvard	Nov. 26
	22	North Carolina A&T	Dec. 13
Tyrn Flowers	20	UCF	Dec. 3
Rashaan Holloway	21	UMass Lowell	Nov. 11
	21	at Providence	Dec. 10
DeJon Jarreau	25	at Ole Miss	Nov. 14
Zach Lewis	20	at Ole Miss	Nov. 14
Luwane Pipkins	27	Kennesaw State	Dec. 13
	20	at Providence	Dec. 10

NEARLY DOUBLE-DOUBLES

Three Minutemen have fallen one rebound shy of a double-double this season, including Donte Clark, Tyrn Flowers and Rashaan Holloway. Each reached double-figures in the scoring column but ended their respective game at nine rebounds apiece.

MINUTEMAN	PTS-REBS	OPPONENT	OPPONENT
Donte Clark	14-9	UMass Lowell	Nov. 11
Tyrn Flowers	20-9	UCF	Dec. 3
Rashaan Holloway	21-9	at Providence	Dec. 10

PEOPLE LET ME TELL YOU 'BOUT MY BEST FRIENDS

UMass dished out 25 assists over 28 made field goals (89.3 percent) during the 65-59 victory over North Carolina A&T, the first 25+ assist game since the Minutemen had 27 on 38 made field goals against La Salle on March 5, 2008. It was a 100-63 victory for the Minutemen during which Chris Lowe recorded the most recent triple-double in school history on 14 points, 14 assists and 10 rebounds.

Donte Clark led the Minutemen with a season-high six, while C.J. Anderson and Luwane Pipkins added five. In total, seven Minutemen had at least one assist in the game, during which UMass also only committed eight turnovers (3.1 assist-to-turnover ratio).

UMass immediately added another 25-assist game when it had as many on 38 made field goals in the 95-77 victory over Kennesaw State.

JARREAU MAKES AN EARLY RETURN

Freshman point guard DeJon Jarreau came back from a two-game absence due to injury against UCF with 13 minutes played. He returned to form against Pacific with eight assists, six points, six rebounds, a steal and one block in 28 minutes. Jarreau missed the games against Harvard and Wagner because of a foot injury diagnosed after the win over Holy Cross. Jarreau was initially expected to miss between 4-6 weeks with a foot injury.

FLOWERS BLOSSOMS INTO 3-POINT THREAT

Freshman forward Tyrn Flowers connected on six 3-point field goals against UCF - a personal best and - at the time - the most by a Minuteman since Jabarie Hinds had seven in the 108-99 overtime win at Duquesne on Feb. 14, 2016. Flowers has at least one made 3-point field goal in eight of the 11 games played this season. He is 17-of-45 overall this season (37.8 percent) on 3-pointers.

HINES MOVES IN FOR A CLOSER LOOK

Sophomore forward Malik Hines is shooting 71.0 percent from the floor during 2016-17 with 22 makes against only nine misses. He has only missed more than one shot in one game and has at least two made field goals in seven of the nine games he attempted a shot. Hines is averaging a career best 4.9 points per game in 2016-17 as a reserve forward and center.

SINKING PACIFIC

UMass limited Pacific's offense to a sub-50 point showing in a 72-48 victory during the opening game of the Gotham Classic. The Minuteman defense recorded its first game holding a foe below 50 points since doing so against TCU on Nov. 20, 2010 in a 67-48 victory.

Massachusetts held Pacific to 31.5 percent from the field (17-of-54) and 30.8 percent on 3-pointers (4-of-13). In the pivotal second half, during which the Minutemen outscored Pacific 40-21, the Minutemen held the Tigers to just 21.4 percent from the floor (6-of-28), including 14.3 percent on 3-point tries (1-of-7).

GRESHAM CLEARED TO PLAY BY NCAA

Freshman Brison Gresham has been ruled eligible to compete by the NCAA. Gresham is eligible to play immediately. He made his UMass debut on Wed., Nov. 30 with three minutes played against Wagner.

Gresham, who hails from New Orleans, La., is in his first year at the University of Massachusetts. The highly-touted 6-foot-9 forward and center ranked No. 7 in Louisiana, No. 29 at power forward and No. 54 in the Southeast Region according to ESPN recruiting services.

DONTE CAME TO PLAY

Junior guard Donte Clark scored 29 points against Harvard in the 70-66 win, one shy of tying his most in a single game in his career (30 vs. New Orleans [OT], Dec. 16, 2015). Clark scored 18 of the team's final 22 points in turning a 51-48 deficit with 8:18 to play to the final margin. In that span, Clark was 3-for-3 from the floor - all 3-point attempts - and 9-of-10 at the foul line.

LEWIS CRACKS THE STARTING LINEUP

With freshman guard DeJon Jarreau sidelined with an injury, redshirt junior guard Zach Lewis rotated into the lineup with a 10-point effort in the win over Harvard. Lewis shot 5-of-11 from the floor and had two assists without a turnover in 35 minutes on the floor against the Crimson.

PIP TRIES HIS HAND THE POINT

Freshman Luwane Pipkins moved to point guard when DeJon Jarreau was absent due to a foot injury. Pipkins made his first start at point guard in the win over Harvard with eight points, four steals, two rebounds and a pair of assists. He also started at the point against Wagner and UCF. Pipkins moved back to his off-ball guard role with Jarreau's return to the starting lineup against Pacific.

MOST 30+ POINT GAMES BY SEASON

No.	Season	30+ Point Game Performers
8	1970-71	Julius Erving (8)
7	1995-96	Marcus Camby (5), Donta Bright (1), Carmelo Travieso (1)
	1971-72	Julius Erving (7)
5	2015-16	Trey Davis (3), Donte Clark (1), Jabarie Hinds (1)
	1965-66	Clarence Hill (4), Billy Tindall (1)
4	1990-91	Jim McCoy (3), Will Herndon (1)

UNIVERSITY OF MASSACHUSETTS MEN'S BASKETBALL GAME NOTES

2015-16 GAME-BY-GAME STARTING LINEUPS

OPPONENT		G	G	G/F	F	C
UMass Lowell	[1]	Jarreau	Pipkins	Clark	Berger	Holloway
at Ole Miss	[2]	Jarreau	Pipkins	Clark	Coleman	Holloway
Temple		Jarreau	Pipkins	Clark	Coleman	Holloway
at Holy Cross	[1]	Jarreau	Pipkins	Clark	Berger	Holloway
Harvard	[3]	Pipkins	Lewis	Clark	Berger	Holloway
Wagner		Pipkins	Lewis	Clark	Berger	Holloway
UCF		Pipkins	Lewis	Clark	Berger	Holloway
Pacific	[1]	Jarreau	Pipkins	Clark	Berger	Holloway
at Providence		Jarreau	Pipkins	Clark	Berger	Holloway
North Carolina A&T		Jarreau	Pipkins	Clark	Berger	Holloway
Kennesaw State		Jarreau	Pipkins	Clark	Berger	Holloway
Rider						
at Georgia State						
St. Bonaventure						
at George Mason						
at VCU						
Dayton						
at Rhode Island						
Saint Joseph's						
Fordham						
at Saint Louis						
George Mason						
at La Salle						
Rhode Island						
at Saint Joseph's						
at Duquesne						
Davidson						
at George Washington						
La Salle						
Richmond						
at St. Bonaventure						

Record with [1] lineup: 5-1 (W, UMass Lowell; W, at Holy Cross; W, Pacific; L, at Providence; W, North Carolina A&T; W, Kennesaw State)

Record with [2] lineup: 1-1 (W, Temple; L, at Ole Miss)

Record with [3] Lineup: 2-1 (W, Harvard; W, Wager; L, UCF)

2016-17 MASSACHUSETTS SPECIALTY STATS

Game	In Paint	Off T/O	2nd Chance	Fast Break	Bench
UMass Lowell	44-24	30-13	15-13	12-4	37-32
at Ole Miss	20-38	10-25	8-17	17-7	28-21
Temple	38-28	8-18	9-8	8-6	23-14
at Holy Cross	28-18	9-24	0-7	6-2	13-16
Harvard	22-24	19-8	10-16	0-9	17-24
Wagner	34-22	24-8	16-4	12-5	40-7
UCF	16-24	16-16	16-7	8-5	29-26
Pacific	20-24	23-8	2-5	7-11	35-22
at Providence	30-32	10-17	10-7	6-9	13-14
North Carolina A&T	42-34	18-8	11-16	19-4	23-2
Kennesaw State	48-30	27-13	13-8	10-9	26-9
Rider					
at Georgia State					
St. Bonaventure					
at George Mason					
at VCU					
Dayton					
at Rhode Island					
Saint Joseph's					
Fordham					
at Saint Louis					
George Mason					
at La Salle					
Rhode Island					
at Saint Joseph's					
at Duquesne					
Davidson					
at George Washington					
La Salle					
Richmond					
at St. Bonaventure					
TOTALS (Overall)	342-298	194-158	110-108	105-71	284-187
TOTALS (Per Game)	31.1-27.1	17.6-14.4	10.0-9.8	9.5-6.5	25.8-17.0

500+ POINTS IN A SEASON UNDER KELLOGG

Name	Points (Per Game)	Season
Chaz Williams	627 (16.9)	2011-12
Ricky Harris	613 (19.8)	2009-10
Trey Davis	599 (18.9)	2015-16
Anthony Gurley	560 (18.7)	2010-11
Ricky Harris	546 (18.2)	2008-09
Chaz Williams	516 (15.6)	2013-14
Chaz Williams	510 (15.5)	2012-13
Donte Clark	515 (16.1)	2015-16

HINES VARIETY NO. 14

Sophomore forward Malik Hines produced a single-game career high 14 points off of the bench versus Wagner on Nov. 30. It doubled his previous best of seven points, set one game earlier against Harvard. Hines finished 4-of-5 on field goals and 6-for-7 at the foul line. Eleven of his 14 points came in the second half.

Additionally, Hines set personal bests in rebounds (8), offensive rebounds (5), steals (2) and minutes played (27). He enters the game against Rider shooting 22-for-31 on field goals (71.0 percent).

BENCH SETTING THE SCORING MARK

Massachusetts men's basketball won a 62-55 game over Wagner thanks to 40 points from three members of its bench, highlighted by career highs from C.J. Anderson (19) and Malik Hines (14). Tyrn Flowers scored seven to reach the 40-point mark.

The Maroon and White bench personnel outscored their opposing reserves in eight of 11 games in 2016-17. The non-starting Minutemen own a 284-187 advantage in scoring through 11 games, good for a 25.8-to-17.0 per game advantage.

THE ACCURATE MR. ANDERSON

C.J. Anderson led the Minutemen in scoring for the second time in his career and set a personal best with 19 points on 8-of-11 shooting against Wagner. Anderson hit his first five shots, including a pair of 3-point field goals. He had 14 points at the conclusion of the first half - more than his previous single-game best of 12 vs. Boston University on Dec. 2, 2015.

Anderson's overall season accuracy sits at 52.6 percent as he enters the game against Rider at 20-of-38 on the year.

ANDERSON A NABC GOOD WORKS TEAM NOMINEE

C.J. Anderson was selected as a nominee for the 2017 National Association of Basketball Coaches (NABC) Good Works Team, as announced by the NABC on Wed., Nov. 30. Anderson is one of 181 men's basketball student-athletes from the NCAA Divisions I, II, III and NAIA levels chosen as a nominee.

The Allstate NABC and WBCA Good Works Teams recognize players at all levels of college basketball whose charitable involvement and altruistic acts stand out amongst all other student-athletes participating in the sport. From leading an initiative to help end the water crisis in Flint, Michigan, to co-founding a non-profit with the mission to improve literacy rates across the country, the players nominated embody the true spirit of teamwork and giving back.

FORCING THE ISSUE

Massachusetts men's basketball forced opponents into 191 turnovers over the opening 11 games while foes have only dished out a combined 139 assists on the year, equal to a 0.73 assist-to-turnover ratio. Opponents have coughed it up more than they dished it out in eight of 11 contests.

THE FIRST FLUSH

Malik Hines recorded the first dunk of the 2016-17 during the season half of the 90-76 win over UMass Lowell. Hines hammered down on a pass from DeJon Jarreau with 14:26 to go in the game. The bucket increased the UMass lead to 65-43. Hines has a team-high seven dunks through 11 games.

UMASS MEN'S BASKETBALL 2016-17 DUNK CHART

Minuteman	Dunks	Last Game With Dunk
C.J. Anderson	4	vs. North Carolina A&T, Dec. 13
Seth Berger	2	at Holy Cross (2), Nov. 30
Donte Clark	3	vs. North Carolina A&T, Dec. 13
Tyrn Flowers	1	vs. Kennesaw State, Dec. 17
Brisson Gresham	4	vs. Kennesaw State (2), Dec. 17
DeJon Jarreau	2	vs. Kennesaw State (2), Dec. 17
Malik Hines	7	vs. North Carolina A&T, Dec. 13
Rashaan Holloway	5	vs. Kennesaw State, Dec. 17
Total	28	vs. Kennesaw State (6), Dec. 17

UNIVERSITY OF MASSACHUSETTS MEN'S BASKETBALL GAME NOTES

MAKE THAT LAST PASS

UMass has assists on 197 of its 293 made field goals this season, equal to 67.2 percent. Opponents are only averaging an assist on 57.9 percent of their conversions (139-of-240).

UMass improved its percentage drastically in the last two games, during which the Minutemen dished out 50 assists on 66 baskets (75.8).

DEEKY THE DISTRIBUTOR

After Freshman guard DeJon Jarreau - nicknamed "Deeky" - has 45 assists over his first nine games of the season. His assists per game (5.0) puts Jarreau third across the Atlantic 10. He is the only freshman in the top-15. It also ranks him tied for 73rd in the nation and ninth among freshmen.

Jarreau did not play favorites with who he dishes to and has distributed the ball to 11 scorers for his 36 assists, including C.J. Anderson (3), Chris Baldwin (4), Seth Berger (1), Donte Clark (9), Tyrn Flowers (5), Brison Gresham (2), Rashaan Holloway (6), Malik Hines (3), Zach Lewis (3), Rayshawn Miller (1) and Luwane Pipkins (8).

He accounted for 38.9 percent of the team's total assists on the season prior to his two-game injury and had nine more than the next Minuteman (Luwane Pipkins; 15) through the opening four games. He still leads the team in the category by four assists (41, Donte Clark) despite playing two less games due to injury.

THE CHICAGO BULLDOG

Chicago native and Bogan High School graduate Luwane Pipkins made his first collegiate game a memorable performance with eight steals against UMass Lowell, which tied Pipkins for the single-game program record in the category. Pipkins is tied with Alex Eldridge, who previously had eight apiece against Harvard (Nov. 30, 1977) and Maine (Feb. 11, 1978).

Pipkins did not play favorites with UMass Lowell and spread his eight swipes over five River Hawks: Rinardo Perry (3), Jahad Thomas (2), Stefan Borovac (1), Matt Harris (1) and Isaac White (1).

His eight steals against UMass Lowell rank tied for the third-most in NCAA Division I by a single player in 2016-17. He is the only player in NCAA Division I with two games of seven or more steals as he swiped the ball from UCF seven times on Dec. 3.

MINUTEMEN DEPLOY THE YOUNG GUNS

UMass men's basketball's 2016-17 roster features only one senior, walk-on Zach Turcotte. The remainder of the roster breaks down to five juniors, three sophomores and six freshmen. The Minutemen are the only team in the Atlantic 10 with a one-man senior class.

THE SHORT & LONG OF THINGS

The shortest (Luwane Pipkins, 5-foot-11) and tallest (Rashaan Holloway, 6-foot-11) players on the roster combined for domination on both sides of the court to the tune of 35 points, nine steals, eight rebounds, three blocks and three assists in the 90-76 win over UMass Lowell.

Pipkins tied the UMass record for steals in a game with eight while he posted 14 points in his first collegiate game. Holloway reset his career high with 21 points and turned aside three shots.

20/20 COURT VISION

DeJon Jarreau dished out seven assists (six during the second half) in 22 minutes played during his first collegiate game. The freshman from New Orleans, La., split time between point guard and playing off-ball. Jarreau shared the ball with six different Minutemen in those seven assists: Tyrn Flowers (2), C.J. Anderson, Chris Baldwin, Donte Clark, Malik Hines and Luwane Pipkins.

He has at least four assists in seven of his nine games played. He did not play against Harvard or Wagner due to injury and returned with one assist in 13 minutes as a reserve against UCF.

MAXING OUT OUR MULLINS CENTER TIME

UMass men's basketball's will play 18 regular season home games at the Mullins Center in 2016-17, a one-year record for the program. Massachusetts also played 18 games at the Mullins Center in 2010-11, which included one Atlantic 10 Tournament contest along with 17 regular season contests in the building.

KELLOGG AMONG WINNINGEST A-10 COACHES

Head coach Derek Kellogg ranks among the winningest coaches in the history of the Atlantic 10 Conference with 148 victories at the helm of the UMass program. He stands 15th all-time among Atlantic 10 head coaches and is fifth among current leaders after Phil Martelli (409; Saint Joseph's), Chris Mooney (207; Richmond), John Giannini (189; La Salle) and Mark Schmidt (154; St. Bonaventure). Records reflect tenures through games on Mon., Dec. 19.

GIMME THAT!

University of Massachusetts took possession from UMass Lowell with 17 steals against the River Hawks. It marked the most since UMass also had 17 against Northeastern on Nov. 26, 2014. The River Hawks turned the ball over 28 times total during the game.

The Minutemen rank tied for 10th in the nation in steals per game (9.4) as of contests on Mon., Dec. 19, with 103 to just 67 for their foes. It stands second in the Atlantic 10 behind only Fordham's 11.2 per game.

THE BEST POSSIBLE OPENING ACT OUTCOME

UMass defeated UMass Lowell, 90-76, in its 2016-17 season opener, which marked the seventh consecutive season the Minutemen began the year victorious. Head coach Derek Kellogg is 8-1 in season-openers over the last nine seasons.

FIRST!

The University of Massachusetts and UMass Lowell combined to play the first Division I game of the 2016-17 season with the 4 p.m. tipoff time at the Mullins Center on Fri., Nov. 11. The Minutemen won, 90-76, led by Rashaan Holloway's 21 points.

WELCOME TO THE TEAM

Five Minutemen made their team debuts during the 90-76 win over UMass Lowell, including Chris Baldwin, Tyrn Flowers, DeJon Jarreau, Zach Lewis and Luwane Pipkins. The quintet combined for 43 points, 17 rebounds, 12 steals and 11 assists.

CLARK ON A-10 PRESEASON THIRD TEAM

University of Massachusetts junior guard Donte Clark picked up an Atlantic 10 Preseason All-Conference Third Team honor, as announced by the league. Clark averaged 16.1 points per game as a sophomore with 3.8 rebounds and 2.3 assists per game.

Clark is one of only five non-seniors chosen to the Atlantic 10 Preseason Awards listing. He had 14 points and nine rebounds in the season-opener against UMass Lowell.

THE MINUTEMEN WHEN...

STATISTICS	2015-16	2016-17
Scoring 80+ points.....	7-1	2-1
Scoring 70-79 points.....	2-8	3-0
Scoring 60-69 points.....	5-5	3-2
Scoring 50-59 points.....	0-3	0-0
Scoring less than 50 points.....	0-0	0-0
Giving up 80+ points.....	2-8	0-1
Giving up 70-79 points.....	2-6	2-1
Giving up 60-69 points.....	8-3	3-1
Giving up 50-59 points.....	2-0	2-0
Giving up less than 50 points.....	0-0	1-0
Shooting 55 percent or better from the field.....	1-1	0-0
Shooting 50-54 percent from the field.....	3-0	2-0
Shooting 45-49 percent from the field.....	3-1	4-0
Shooting 40-44 percent from the field.....	5-7	2-2
Shooting 35-39 percent from the field.....	2-6	0-0
Shooting under 35 percent from the field.....	0-2	0-1
Opponents shooting 50 percent or better.....	0-4	0-0
Opponents shooting 45-49 percent.....	3-5	1-1
Opponents shooting 40-44 percent.....	3-6	1-2
Opponents shooting 35-39 percent.....	4-2	4-0
Opponents shooting under 35 percent.....	4-0	2-0
Shooting better than opponent.....	12-3	7-0
Shooting worse than opponent.....	2-14	1-3
Shooting more free throws.....	6-4	2-0
Teams shoot same number of free throws.....	1-1	0-0
Opponents shoot more free throws.....	7-12	5-4
Out-rebounding opponent.....	7-3	3-0
Teams have equal number of rebounds.....	1-1	2-1
Opponents out-rebound UMass.....	6-13	2-3
Having fewer turnovers than opponent.....	5-3	6-1
Teams have same number of turnovers.....	1-1	0-0
Having more turnovers than opponent.....	8-13	2-2
Recording more points in the paint.....	6-6	6-0
Recording same points in the paint.....	2-2	0-0
Recording fewer points in the paint.....	6-9	2-3
Recording more points off of turnovers.....	8-6	6-0
Recording the same points off of turnovers.....	0-0	0-1
Recording fewer points off of turnovers.....	6-11	2-2
Recording more second chance points.....	5-9	4-2
Recording the same second chance points.....	1-2	0-0
Recording fewer second chance points.....	8-6	4-1
Recording more fastbreak points.....	12-10	6-2
Recording the same fastbreak points.....	0-0	0-0
Recording fewer fastbreak points.....	3-6	2-1
Recording more bench points.....	10-7	6-2
Recording the same bench points.....	0-0	0-0
Recording fewer bench points.....	5-9	2-1
Leading at halftime.....	12-5	4-2
Tied at halftime.....	0-2	1-0
Trailing at halftime.....	2-10	3-1
The game goes to overtime.....	3-1	0-0
The margin is five points or less.....	3-3	2-2
The margin is 6-10 points.....	7-5	3-1
The margin is 11-15 points.....	0-3	1-0
The margin is 16-20 points.....	2-3	1-0
The margin is 21+ points.....	2-3	1-0
Playing on TV.....	7-13	1-2
Playing on American Sports Network (ASN).....	2-2	1-0
Playing on CBS Sports Network (CBSSN).....	0-4	0-0
Playing on ESPN2, ESPNU or ESPN3.....	1-3	0-0
Playing on FOX Sports 1.....	0-0	0-1
Playing on NBC Sports Network (NBCSN).....	3-3	0-0
Playing on NESN, NESN National or NESNplus.....	1-1	0-1
Coming off of a win.....	6-7	4-3
Coming off of a loss.....	7-10	3-0
Playing Day Games (start before 5 p.m.).....	3-7	5-2
Playing Night Games (start 5 p.m. or later).....	11-10	3-1
Playing in November.....	4-1	5-1
Playing in December.....	3-4	3-2
Playing in January.....	1-7	0-0
Playing in February.....	4-4	0-0
Playing in March.....	2-1	0-0

UNIVERSITY OF MASSACHUSETTS MEN'S BASKETBALL GAME NOTES

CHATMAN TABBED ASSOCIATE HEAD COACH

University of Massachusetts men's basketball head coach Derek Kellogg announced ninth-year staff member Shyrone Chatman's elevation to associate head coach on Sept. 8. Chatman's first season as associate head coach doubles as his sixth campaign on the coaching staff after he spent the previous five years as an assistant.

Since moving to the role of assistant coach with recruiting and on-court responsibilities five seasons ago, UMass has produced 101 victories, posted three 20-win seasons and, in 2014, made the school's ninth all-time NCAA Tournament trip and first since the 1997-98 campaign. With Chatman's help, the Minutemen also made a pair of NIT appearances, including an NIT Final Four showing in 2012, and reached the Atlantic 10 Tournament semifinals on two occasions.

Before his promotion to assistant coach, Chatman served as the director of player personnel in his first three seasons with the University of Massachusetts men's basketball program. He joined UMass after two seasons on-staff at his alma mater, the University of Memphis.

NEW NUMBER, WHO DIS?

Four returning Minutemen changed their numbers prior to the season. Seth Berger dropped 24 in favor of 33, Zach Coleman switched from 13 to 14, Rayshawn Miller moved off of 35 to 11 and Zach Turcotte changed from 55 to 34. In addition to the returnees with new numbers, the rookies will be playing for the first time in No. 2 (Luwane Pipkins), No. 3 (DeJon Jarreau), No. 4 (Unique McLean), No. 5 (Chris Baldwin), No. 24 (Tyrn Flowers) and No. 55 (Brisson Gresham).

Zach Lewis, a redshirt junior transfer in his first season of competition at UMass, wears No. 1.

MINUTEMEN IN THE COMMUNITY

UMass Head coach Derek Kellogg keeps the Minutemen involved in the local and regional community through a multitude of civic responsibilities.

All members of the men's basketball team joined in the Pi Kappa Phi 2016 Ability Experience fund-raiser, which included a 36-hour bike-a-thon to help raise awareness and donations for those who live with disabilities. During their time spent at the fundraiser, the Minutemen participated in the bike-a-thon and handed out flyers to students passing by the on-campus fundraiser.

Kellogg and the Minutemen also participate in the JDRF One Walk at Six Flags New England each fall in support of the fight against childhood diabetes. UMass men's basketball also visits Crocker Farms Elementary School to read to its students and participate in the annual Walk To School Day.

MINUTEMEN IN PRIMETIME

University of Massachusetts men's basketball will play 14 televised regular season games during the 2016-17 season, and will appear on an array of networks, including ASN, CBSSN, FS1, NBCSN and the SEC Network.

American Sports Network (ASN): Temple (Nov. 17), Saint Joseph's (Jan. 18), at George Washington (Feb. 23), La Salle (Feb. 26) and at St. Bonaventure (March 4)

CBS Sports Network (CBSSN): Dayton (Jan. 11) and Rhode Island (Feb. 7)

Fox Sports One (FS1) at Providence (Dec. 10)

NBC Sports Network (NBCSN): at VCU (Jan. 7), at Rhode Island (Jan. 15), Fordham (Jan. 21), at Saint Joseph's (Feb. 11), Davidson (Feb. 18)

SEC Network: at Ole Miss (Nov. 14)

CLARK STEADY AS THEY COME

Donte Clark produced 16.1 points per game over the 18-game league season in 2015-16, a continuation of his success from 2015-16 non-conference play. Clark scored double-figures in 15 of those games and finished 15th in the A-10 for scoring during the entire season and in league-only play.

He has at least seven points scored in each of his last 49 games played. For his 75-game career, Clark owns 39 games scoring in double-digits, including 15 with 20+ points.

UMASS IN THE MULLINS CENTER

Since the beginning of the 2011-12 season, the Minutemen are 61-20 overall (.753) and 27-15 in Atlantic 10 contests (.643) in the Mullins Center.

UMass completed its 23rd season playing at the Mullins Center in the Spring 2016 and holds an all-time record of 228-95 (.706) at the facility. The Minutemen also own a 122-63 (.659) historical mark in regular season Atlantic 10 Conference games at the Mullins Center, and a 4-2 ledger in Atlantic 10 Tournament contests. The first game was played on Feb. 4, 1993, when UMass bested West Virginia, 64-59 in overtime.

GAMES WITH UNDER 10 TURNOVERS - LAST FIVE YEARS

Turnovers	Opponent	Date	Outcome
5	Saint Joseph's	Feb. 9, 2013	W, 80-62
6	at Harvard	Nov. 17, 2015	W, 69-63
6	Miami (Fla.)	Dec. 1, 2012	L, 75-62
7	at Fordham	Jan. 13, 2013	W, 77-73
8	North Carolina A&T	Dec. 13, 2016	W, 65-59
8	Boston University	Dec. 2, 2015	W, 99-69
8	Saint Joseph's	Jan. 8, 2014	W, 66-62
8	Temple	Feb. 16, 2013	L, 83-82
9	Pacific	Dec. 8, 2016	W, 72-48
9	Duquesne	Feb. 14, 2015	W, 82-74
9	at Duquesne	March 5, 2014	W, 78-74
9	at Saint Joseph's	Feb. 11, 2012	L, 73-62
9	Fordham	Jan. 5, 2012	W, 80-76
9	at Davidson	Jan. 16, 2016	L, 86-74

DOUBLE-DIGIT DEFICITS OVERCOME UNDER KELLOGG

Deficit	Opponent	Date	Final Score
22 (43-21)	Rider	Nov. 12, 2010	77-67
18 (29-11)	North Carolina A&T	Dec. 13, 2016	65-59
17 (33-16)	at Siena	Nov. 28, 2012	64-63
17 (53-36)*	at Drexel (NIT)	March 20, 2012	72-70
17 (20-3)	Saint Joseph's	Jan. 14, 2012	71-62
14 (54-40)*	Howard	Nov. 14, 2015	85-79
13 (43-30)	at Duquesne	Feb. 14, 2016	108-99 (OT)
13 (21-8)	at Boston College	Nov. 16, 2014	71-62
13 (21-8)	Rhode Island	Feb. 26, 2014	70-67
13 (43-30)*	St. Bonaventure	Jan. 11, 2014	73-68
12 (18-6)	Ohio	Dec. 19, 2012	86-76
11 (40-29)*	vs. Rhode Island	March 13, 2014	65-61
11 (27-16)	at Duquesne	March 5, 2014	78-74
11 (49-38)*	vs. Siena	Dec. 9, 2011	82-78
11 (24-13)	Temple	Jan. 17, 2009	79-75
10 (14-4)	Rhode Island	Feb. 2, 2016	61-56 (OT)
10 (53-43)*	LIU Brooklyn	Dec. 29, 2015	83-79
10 (20-10)	New Orleans	Dec. 16, 2015	103-95 (OT)
10 (15-5)	Duquesne	Feb. 14, 2015	82-74
10 (23-13)	St. Bonaventure	Feb. 8, 2012	76-67

*Second half deficit

LATE ARRIVAL TO THE BLOCK PARTY

Freshman center Rashaan Holloway finished his freshman year with 13 blocks in the last 13 games after he had five during the opening 19 contests. Cady Lalanne was the last UMass freshman center with at least 10 blocks in his inaugural season when the recent NBA draft pick had 21 in 2011-12. Holloway ranked tied for second on the team in blocks (Antwan Space) and had the most among underclassmen.

Holloway ranks first among Minutemen in 2016-17 with 10 blocks (0.9 per game). It puts him 14th in the conference in blocks per game.

SHOOTING THEIR WAY TO VICTORIES

When the Minutemen outshot their opponents, UMass sported 12 wins in 16 chances during 2015-16. However, when the opposition holds a higher conversion rate, Massachusetts went 2-14 on the year. The Maroon and White continued this trend into 2016-17 as they are 7-0 this season when shooting better than their foes but just 1-3 when less accurate.

UNIVERSITY OF MASSACHUSETTS MEN'S BASKETBALL GAME NOTES

THE HIGHLY-TOUTED FRESHMAN CLASS

Head coach Derek Kellogg brought five new members to the program on during the 2015-16 signing periods as Chris Baldwin, Tyron Flowers, DeJon Jarreau, Brison Gresham and Unique McLean signed their National Letters of Intent to compete for the Maroon and White beginning in 2016-17. The quintet combined to earn a national ranking across the three major recruiting services: 247Sports, ESPN and Rivals. In addition to the praise heaped on the individual student-athletes, Kellogg's signees represent the top ranked class across all Atlantic 10 programs.

Baldwin, the No. 2 ranked player in Massachusetts and a four-star recruit via ESPN, hails from Springfield where he attended Notre Dame Prep.

Flowers, a unanimous three-star selection, held the No. 4 spot for the State of Connecticut according to ESPN and 247Sports. He won three consecutive state championships with Sacred Heart High School as a sophomore, junior and senior.

Gresham, who was a teammate with Jarreau at McDonough 35 High School in New Orleans before he joined Baldwin at Notre Dame Prep, ranked No. 7 among players from the state of Louisiana according to 247Sports with an overall grade of 92.

ESPN also touts the abilities of Jarreau, who is a four-star player tabbed No. 61 overall in their top-100 listing with more than 20 offers from NCAA Division I programs across the country.

McLean, who played locally at the MacDuffie School in Granby, chose the Minutemen over Rutgers and a trio of other Atlantic 10 institutions in Dayton, Fordham and Rhode Island.

Luwane Pipkins joins the class after he was a non-qualifier as a freshman in 2015-16. The 2014 signee is a four-star recruit according to ESPN and listed as a three-star player with a grade of 88 by 247Sports. Pipkins was also the No. 7 recruit in the state of Illinois via ESPN, No. 22 at point guard nationally and No. 23 in his region while he was slated as the No. 9 recruit in the state and 41st at the point guard position by 247Sports.

UMASS UNVEILS JOHN FRANCIS KENNEDY CHAMPIONS CENTER

The University of Massachusetts men's and women's basketball program moved into their first dedicated team facility during the Summer 2015 with the introduction of the John Francis Kennedy Champions Center for UMass Basketball. The 53,000-square foot building offers a state-of-the-art facility for the Minutemen and Minutewomen that will benefit generations of basketball student-athletes to come.

The structure is named in honor of longtime athletics support John Francis Kennedy, who donated the lead gift of \$11 million toward the project. The 53,000-square foot facility houses the daily operations for the UMass men's and women's basketball programs. The \$22-million facility features dedicated practice courts for each team, office space for the coaching staffs, locker rooms and areas for strength and conditioning along with athletic training services. It also contains Legacy Hall, which will display the rich history of UMass basketball along the building's Eastern corridor.

PLAYING CLEAN LEADS TO WINS

UMass only turned the ball over six times during the 69-63 win at Harvard on Nov. 17, 2015, its fewest giveaways since the squad had five in an 80-62 win over Saint Joseph's on Feb. 9, 2013. It was a span of 77 contests between the two outings. Over the previous five seasons, the Minutemen have committed less than 10 turnovers on 14 occasions and are 10-4 in those contests.

UNIVERSITY OF MASSACHUSETTS MEN'S BASKETBALL GAME NOTES

2016-17 MASSACHUSETTS TEAM SUPERLATIVES

Points.....	95	KENNESAW STATE (12/17/16)
.....	90	UMASS LOWELL (11/11/16)
Field Goals Made.....	38	KENNESAW STATE (12/17/16)
Field Goal Attempts.....	73	KENNESAW STATE (12/17/16)
Field Goal Percentage.....	(.521; 38-73)	KENNESAW STATE (12/17/16)
.....	(.500; 23-46)	at Holy Cross (11/20/16)
3-Point Field Goals Made.....	14	PACIFIC (12/08/16)
3-Point Field Goal Attempts.....	38	UCF (12/03/16)
3-Point Field Goal Percentage.....	(.500; 12-24)	KENNESAW STATE (12/17/16)
Free Throws Made.....	27	UMASS LOWELL (11/11/16)
Free Throw Attempts.....	36	at Ole Miss (11/14/16)
Free Throw Percentage.....	.778 (14-18)	at Holy Cross (11/20/16)
Rebounds.....	43	TEMPLE (11/17/16)
Assists.....	25, twice, last	KENNESAW STATE (12/17/16)
Steals.....	17	UMASS LOWELL (11/11/16)
Blocked Shots.....	8, twice, last	NORTH CAROLINA A&T (12/13/16)

2016-17 MASSACHUSETTS OPPONENT SUPERLATIVES

Points.....	90	at Ole Miss (11/14/16)
.....	77	KENNESAW STATE (12/17/16)
Field Goals Made.....	26, twice, last by	TEMPLE (11/17/16)
Field Goal Attempts.....	68	TEMPLE (11/17/16)
Field Goal Percentage.....	(.465; 20-43)	WAGNER (11/30/16)
3-Point Field Goals Made.....	8, twice, last	at Holy Cross (11/20/16)
3-Point Field Goal Attempts.....	27	at Holy Cross (11/20/16)
3-Point Field Goal Percentage.....	(.462; 6-13)	KENNESAW STATE (12/17/16)
Free Throws Made.....	33	at Ole Miss (11/14/16)
Free Throw Attempts.....	46	at Ole Miss (11/14/16)
Free Throw Percentage.....	(.885; 23-26)	KENNESAW STATE (12/17/16)
Rebounds.....	46	at Ole Miss (11/14/16)
Assists.....	18	TEMPLE (11/17/16)
Steals.....	13	at Holy Cross (11/20/16)
Blocked Shots.....	4, twice, last by	TEMPLE (11/17/16)

2016-17 MASSACHUSETTS PLAYER SUPERLATIVES

Points.....	29	CLARK, Donte vs Harvard (11/26/16)
.....	27	PIPKINS, Luwane vs Kennesaw State (12/17/16)
Field Goals Made.....	9, twice, last by	PIPKINS, Luwane vs Kennesaw State (12/17/16)
Field Goal Att.....	22	PIPKINS, Luwane vs UCF (12/03/16)
FG Pct (min 5 made).....	(1.000; 6-6)	BERGER, Seth at Holy Cross (11/20/16)
3-Point FG Made.....	8	PIPKINS, Luwane vs Kennesaw State (12/17/16)
3-Point FG Att.....	14	PIPKINS, Luwane vs Kennesaw State (12/17/16)
3-Pt FG Pct (min 2 made).....	(.750; 3-4)	ANDERSON, C.J. vs Wagner (11/30/16)
Free Throws Made.....	13	CLARK, Donte vs Harvard (11/26/16)
Free Throw Att.....	14, 3x, last by	CLARK, Donte vs Harvard (11/26/16)
FT Pct (min 3 made).....	(1.000; 8-8)	CLARK, Donte vs UMass Lowell (11/11/16)
Rebounds.....	9, four times, last by	HOLLOWAY, Rashaan at Providence College (12/10/16)
Assists.....	8, twice, last by	JARREAU, DeJon vs Pacific (12/08/16)
Steals.....	8	PIPKINS, Luwane vs UMass Lowell (11/11/16)
Blocked Shots.....	3, 5x, last by	GRESHAM, Brison vs Kennesaw State (12/17/16)
Minutes.....	37	PIPKINS, Luwane vs North Carolina A&T (12/13/16)

2016-17 MASSACHUSETTS OPPONENT PLAYER SUPERLATIVES

Points.....	35	RAY, Kendrick vs Kennesaw State (12/17/16)
.....	26, twice, last by	BULLOCK, Rodney at Providence College (12/10/16)
Field Goals Made.....	11	RAY, Kendrick vs Kennesaw State (12/17/16)
Field Goal Att.....	17, twice, last by	RAY, Kendrick vs Kennesaw State (12/17/16)
FG Pct (min 5 made).....	(.700; 7-10)	AAMAN, Mike vs Wagner (11/30/16)
3-Point FG Made.....	5	ENECHIONYIA, Obi vs Temple (11/17/16)
3-Point FG Att.....	10	ENECHIONYIA, Obi vs Temple (11/17/16)
3-Pt FG Pct (min 2 made).....	(1.000; 2-2), three times, last by	EFIANAYI, Tanksley vs UCF (12/03/16)
Free Throws Made.....	14	Saiz, Sebastian at Ole Miss (11/14/16)
Free Throw Att.....	18	Saiz, Sebastian at Ole Miss (11/14/16)
FT Pct (min 3 made).....	(1.000; 9-9)	RAY, Kendrick vs Kennesaw State (12/17/16)
Rebounds.....	19	Saiz, Sebastian at Ole Miss (11/14/16)
Assists.....	12	CARTWRIGHT, Kyron at Providence College (12/10/16)
Steals.....	4, twice, last by	Patrick Benzan at Holy Cross (11/20/16)
Blocked Shots.....	2, 4x, last by	WILLIAMS, Aubrey vs Kennesaw State (12/17/16)

MASSACHUSETTS MEN'S BASKETBALL EXPANDED RESULTS

DATE	TIME	OPPONENT	SCORE	ATT.	POINTS LEADER	REBOUNDS LEADER	ASSISTS LEADER
Nov. 11	4 p.m.	UMass Lowell	W, 90-76	5,229	Rashaan Holloway (21)	Donte Clark (9)	DeJon Jarreau (7)
Nov. 14	7 p.m.	at Ole Miss	L, 90-88	5,291	DeJon Jarreau (25)	DeJon Jarreau (8)	DeJon Jarreau (6)
Nov. 17	7 p.m.	Temple	W, 70-67	3,732	DeJon Jarreau (16)	Luwane Pipkins (9)	DeJon Jarreau (7)
Nov. 20	1:05 p.m.	at Holy Cross	W, 68-60	3,591	Donte Clark (18)	Rashaan Holloway (8)	Luwane Pipkins (6)
Nov. 26	1 p.m.	Harvard	W, 70-66	3,320	Donte Clark (29)	Rashaan Holloway (8)	C.J. Anderson (4)
Nov. 30	7 p.m.	Wagner	W, 62-55	2,896	C.J. Anderson (19)	Malik Hines (8)	Donte Clark (4)
Dec. 3	1 p.m.	UCF	L, 65-62	3,911	Tyrn Flowers (20)	Tyrn Flowers (9)	C.J. Anderson (8)
Dec. 8	7 p.m.	Pacific	W, 72-48	3,171	Donte Clark (12)	DeJon Jarreau (6)	DeJon Jarreau (8)
Dec. 13	7 p.m.	North Carolina A&T	W, 65-59	3,239	Donte Clark (22)	C.J. Anderson (8)	Donte Clark (6)
Dec. 17	1 p.m.	Kennesaw State	W, 95-77	1,758	Luwane Pipkins (27)	Brisson Gresham (8)	Donte Clark (6)

UNIVERSITY OF MASSACHUSETTS MEN'S BASKETBALL SEASON STATISTICS

2016-17 UMass Season Statistics Massachusetts Combined Team Statistics (as of Dec 17, 2016) All games

RECORD:	OVERALL	HOME	AWAY	NEUTRAL
ALL GAMES	8-3	7-1	1-2	0-0
CONFERENCE	0-0	0-0	0-0	0-0
NON-CONFERENCE	8-3	7-1	1-2	0-0

					Total		3-Point		F-Throw		Rebounds															
##	Player	gp-gs	min	avg	fg-fga	fg%	3fg-fga	3fg%	ft-fga	ft%	off	def	tot	avg	pf	dq	a	to	blk	stl	pts	avg				
00	CLARK, Donte	11-11	331	30.1	53-122	.434	19-52	.365	35-44	.795	8	41	49	4.5	30	1	41	30	6	8	160	14.5				
02	PIPKINS, Luwane	11-11	340	30.9	51-141	.362	28-92	.304	15-31	.484	8	29	37	3.4	26	0	32	19	0	36	145	13.2				
45	HOLLOWAY, Rashaan	11-11	186	16.9	37-61	.607	0-1	.000	26-48	.542	15	39	54	4.9	32	1	5	23	10	6	100	9.1				
03	JARREAU, DeJon	9-8	207	23.0	25-63	.397	9-34	.265	21-29	.724	3	29	32	3.6	18	0	45	27	8	10	80	8.9				
01	LEWIS, Zach	11-3	264	24.0	31-89	.348	14-53	.264	8-10	.800	2	10	12	1.1	21	0	17	11	3	9	84	7.6				
24	FLOWERS, Tyrn	11-0	144	13.1	22-57	.386	17-45	.378	2-4	.500	7	28	35	3.2	13	0	7	8	2	4	63	5.7				
10	HINES, Malik	11-0	156	14.2	22-31	.710	0-0	.000	10-15	.667	13	26	39	3.5	26	2	9	11	6	8	54	4.9				
23	ANDERSON, C.J.	11-0	223	20.3	20-38	.526	5-14	.357	8-15	.533	13	19	32	2.9	19	0	29	15	0	13	53	4.8				
33	BERGER, Seth	10-9	139	13.9	13-22	.591	2-6	.333	3-8	.375	11	18	29	2.9	17	0	4	10	0	5	31	3.1				
05	BALDWIN, Chris	10-0	73	7.3	10-21	.476	0-2	.000	1-1	1.000	6	18	24	2.4	15	1	2	4	5	1	21	2.1				
55	GRESHAM, Brison	6-0	52	8.7	6-8	.750	0-0	.000	0-4	.000	4	11	15	2.5	13	0	1	3	5	1	12	2.0				
11	MILLER, Rayshawn	2-0	5	2.5	1-3	.333	1-2	.500	0-0	.000	0	0	0	0.0	0	0	0	1	0	0	3	1.5				
14	COLEMAN, Zach	6-2	77	12.8	2-9	.222	1-6	.167	0-0	.000	9	5	14	2.3	10	0	5	0	4	2	5	0.8				
34	TURCOTTE, Zach	2-0	3	1.5	0-1	.000	0-1	.000	0-0	.000	0	0	0	0.0	0	0	0	0	0	0	0	0.0				
Team											11	12	23	4												
Total.....		11	2200		293-666	.440	96-308	.312	129-209	.617	110	285	395	35.9	240	5	197	166	49	103	811	73.7				
Opponents.....		11	2200		240-617	.389	63-201	.313	195-285	.684	128	289	417	37.9	192	-	139	191	20	67	738	67.1				

TEAM STATISTICS	UMASS	OPP
SCORING	811	738
Points per game	73.7	67.1
Scoring margin	+6.6	-
FIELD GOALS-ATT	293-666	240-617
Field goal pct	.440	.389
3 POINT FG-ATT	96-308	63-201
3-point FG pct	.312	.313
3-pt FG made per game	8.7	5.7
FREE THROWS-ATT	129-209	195-285
Free throw pct	.617	.684
F-Throws made per game	11.7	17.7
REBOUNDS	395	417
Rebounds per game	35.9	37.9
Rebounding margin	-2.0	-
ASSISTS	197	139
Assists per game	17.9	12.6
TURNOVERS	166	191
Turnovers per game	15.1	17.4
Turnover margin	+2.3	-
Assist/turnover ratio	1.2	0.7
STEALS	103	67
Steals per game	9.4	6.1
BLOCKS	49	20
Blocks per game	4.5	1.8
ATTENDANCE	27256	16697
Home games-Avg/Game	8-3407	3-5566
Neutral site-Avg/Game	-	0-0

Date	Opponent		Score	Att.
11/11/16	UMASS LOWELL	w	90-76	5229
11/14/16	at Ole Miss	L	88-90	5291
11/17/16	TEMPLE	w	70-67	3732
% 11/20/16	at Holy Cross	w	68-60	3591
11/26/16	HARVARD	w	70-66	3320
11/30/16	WAGNER	w	62-55	2896
12/03/16	UCF	L	62-65	3911
& 12/08/16	PACIFIC	w	72-48	3171
12/10/16	at Providence College	L	69-75	7815
& 12/13/16	NORTH CAROLINA A&T	w	65-59	3239
& 12/17/16	KENNESAW STATE	w	95-77	1758

* = Conference game
% = Played at the DCU Center (Worcester, Mass.)
& = Gotham Classic game

Score by Periods	1st	2nd	Totals
Massachusetts	382	429	811
Opponents	349	389	738

UNIVERSITY OF MASSACHUSETTS MEN'S BASKETBALL BOX SCORES AND RECAPS

GAME 1: UMASS 90, HOWARD 76

SAT., NOV. 11, 2016 // MULLINS CENTER; AMHERST, MASS.

Rashaan Holloway led both sides with 21 points and Luwane Pipkins added 14 points with a program record-tying eight steals as the UMass downed UMass Lowell, 90-76. Ahead by just one point following a Matt Harris 3-pointer with six minutes, 22 second to go in the opening stanza, the Minutemen worked the ball into Holloway in the paint and hit their free throws as the slim advantage ballooned to 13 less than five minutes later. Ahead by 11 at the break, 48-37, the Minutemen continued their domination of the paint in the second half, an area of the court Massachusetts outscore UMass Lowell by 20 points (44-24), and went up by as much as 26 points.

Official Basketball Box Score -- Game Totals -- Final Statistics

UMass Lowell vs Massachusetts

11/11/16 4:00 PM at Mullins Center; Amherst, MA

UMass Lowell 76 • 0-1

#	Player	Total		3-Ptr		Rebounds		PF	TP	A	T	Bk	Stl	Min
		FG	FGA	FG	FGA	FT	FTA							
03	BOROVAC, Stefan	r	2-6	0-2	6-8	1	2	3	4	10	1	3	0	18
24	LIVINGSTON, Tyler	r	2-9	0-6	2-2	3	4	7	4	6	1	4	0	1
00	JONES, Ryan	g	1-5	0-1	2-4	1	4	5	4	2	0	0	1	24
10	THOMAS, Jahad	g	4-4	0-0	7-12	2	6	8	4	15	1	8	0	2
11	WHITE, Isaac	g	3-8	1-5	2-3	0	0	0	2	9	2	4	0	25
00	PERRY, Rinardo	g	1-5	0-0	0-0	1	2	3	0	2	1	3	0	14
22	HARRIS, Matt	g	4-7	2-5	6-6	0	3	3	1	16	4	3	0	1
23	PRIMERANO, Logan	g	1-7	1-2	2-2	0	2	5	0	3	0	1	1	17
35	BENNETT, Connor	g	0-0	0-0	0-0	0	0	0	0	0	0	0	0	1
44	WOLTER, Cameron	g	4-8	1-3	0-0	1	2	3	4	9	1	0	0	3
Team														
Totals		22-59	5-24	27-37	13	27	40	25	76	13	28	0	9	200

FG % 1st Half: 11-29 37.9% 2nd half: 11-30 36.7% Game: 22-59 37.3%
3FG % 1st Half: 3-12 25.0% 2nd half: 2-12 16.7% Game: 5-24 20.8%
FT % 1st Half: 12-14 85.7% 2nd half: 15-23 65.2% Game: 27-37 73.0%

Massachusetts 90 • 1-0

#	Player	Total		3-Ptr		Rebounds		PF	TP	A	T	Bk	Stl	Min
		FG	FGA	FG	FGA	FT	FTA							
33	BERGER, Seth	r	0-2	0-0	0-0	3	1	4	4	0	1	0	0	7
45	HOLLOWAY, Rashaan	c	6-7	0-0	9-14	2	2	4	21	0	3	3	1	17
00	CLARK, Donte	g	3-11	0-4	8-8	0	9	2	14	4	7	0	1	30
02	PIPKINS, Luwane	g	5-13	1-5	3-6	1	3	4	3	14	3	1	0	8
03	JARREAU, DeJon	g	1-4	0-1	2-2	0	3	3	4	4	7	2	1	22
01	LEWIS, Zach	g	3-10	1-6	1-1	0	0	0	2	8	0	2	1	1
05	BALDWIN, Chris	g	3-4	0-0	0	2	1	3	5	6	0	2	0	9
10	HINES, Malik	g	0-0	0-0	1	3	4	2	6	2	1	0	1	13
11	MILLER, Rayshawn	g	0-0	0-0	0	0	0	0	0	0	0	0	0	1
23	ANDERSON, C.J.	g	2-3	0-1	2-2	1	1	2	2	6	2	1	0	3
24	FLOWERS, Tyrn	g	3-11	3-7	2-2	2	5	7	1	11	1	1	0	1
34	TURCOTTE, Zach	g	0-1	0-1	0-0	0	0	0	0	0	0	0	0	1
Team														
Totals		29-69	5-25	27-35	12	28	40	29	90	18	21	6	17	200

FG % 1st Half: 14-36 38.9% 2nd half: 15-33 45.5% Game: 29-69 42.0%
3FG % 1st Half: 2-14 14.3% 2nd half: 3-11 27.3% Game: 5-25 20.0%
FT % 1st Half: 18-25 72.0% 2nd half: 9-10 90.0% Game: 27-35 77.1%

Officials: John Hughes, Mike Pearson, Jason Page
Technical fouls: UMass Lowell-None. Massachusetts-None.
Attendance: 5229

Score by periods	1st	2nd	Total
UMass Lowell	37	39	76
Massachusetts	48	42	90

Points	In	Off	2nd	Fast
UMass	24	13	13	4
UMASS	44	30	15	12

Last FG - UML 2nd-00:01, UMASS 2nd-01:27.
Largest lead - UML by 5 1st-17:39, UMASS by 26 2nd-12:30.
UML tied for 02:18. UMass led for 36:01. Game was tied for 01:41.

GAME 2: OLE MISS 90, UMASS 88

MON., NOV. 14, 2016 // THE PAVILION; OXFORD, MISS.

The Minutemen led by nine with less than four minutes to play but a furious Ole Miss rally - capped by Sebastian Siaz's tip-in with 3.3 seconds left - gave the Rebels a 90-88 home victory over UMass. With the game knotted at 88-all, the Rebels missed a driving layup but Siaz collected the loose ball at the cylinder and deposited it through the hoop with 3.3 seconds to play. It cemented a series for Ole Miss where the Rebels hit three of their final four field goals and made 5-of-6 at the foul line to complete the comeback.

Official Basketball Box Score -- Game Totals -- Final Statistics

Massachusetts vs Ole Miss

11/14/16 6 PM at Oxford, Miss./The Pavilion at Ole Miss

Massachusetts 88 • 1-1

#	Player	Total		3-Ptr		Rebounds		PF	TP	A	T	Bk	Stl	Min
		FG	FGA	FG	FGA	FT	FTA							
11	COLEMAN, Zach	r	0-1	0-1	0-0	1	2	3	4	0	1	1	1	22
45	HOLLOWAY, Rashaan	c	2-7	0-0	0-2	2	4	6	4	4	0	1	0	1
00	CLARK, Donte	g	5-9	2-4	1-2	0	3	3	5	13	3	2	0	2
02	PIPKINS, Luwane	g	5-14	3-7	5-5	0	1	1	2	18	1	4	0	26
03	JARREAU, DeJon	g	6-13	4-9	9-14	0	8	8	2	25	6	3	1	0
01	LEWIS, Zach	g	6-14	4-10	4-6	1	0	1	2	20	1	1	2	1
05	BALDWIN, Chris	g	1-3	0-0	0	2	2	4	2	2	1	0	1	15
10	HINES, Malik	g	0-0	0-0	1-2	0	1	1	4	1	0	2	0	1
23	ANDERSON, C.J.	g	1-1	0-0	3-5	3	2	5	3	5	4	3	0	1
24	FLOWERS, Tyrn	g	0-2	0-2	0-0	1	2	3	1	0	0	2	0	5
Team														
Totals		26-64	13-33	23-36	14	25	39	29	88	17	18	5	10	200

FG % 1st Half: 12-28 42.9% 2nd half: 14-36 38.9% Game: 26-64 40.6%
3FG % 1st Half: 9-18 50.0% 2nd half: 4-15 26.7% Game: 13-33 39.4%
FT % 1st Half: 15-23 65.2% 2nd half: 8-13 61.5% Game: 23-36 63.9%

Ole Miss 90 • 2-0

#	Player	Total		3-Ptr		Rebounds		PF	TP	A	T	Bk	Stl	Min
		FG	FGA	FG	FGA	FT	FTA							
11	Saiz, Sebastian	r	4-9	0-1	14-18	8	11	19	3	22	1	2	2	1
50	Furmanavicius, Justas	r	1-5	0-0	1-2	2	3	5	3	3	0	1	2	0
01	Burnett, Deandre	g	3-15	0-1	6-6	0	2	2	3	12	1	4	0	1
02	Neal, Cullen	g	7-15	4-7	3-6	1	0	1	4	21	2	2	0	2
14	Brooks, Rashad	g	5-10	0-3	1-2	2	5	7	3	11	1	4	0	1
00	Fitzpatrick-Dorsey, D	g	1-1	0-0	4-4	1	1	2	1	6	1	1	0	1
03	Davis, Terence	g	4-8	1-3	4-6	0	2	2	5	13	0	1	0	1
04	Tyree, Brein	g	0-0	0-0	0-0	0	2	2	1	0	0	0	0	5
05	Hymon, Marcanvis	g	1-1	0-0	0-0	1	1	2	4	2	0	2	0	9
12	Silins, Karlis	g	0-0	0-0	0-2	1	0	1	1	0	0	0	0	8
Team														
Totals		26-64	5-15	33-46	18	28	46	28	90	6	17	4	5	200

FG % 1st Half: 11-37 29.7% 2nd half: 15-27 55.6% Game: 26-64 40.6%
3FG % 1st Half: 3-11 27.3% 2nd half: 2-4 50.0% Game: 5-15 33.3%
FT % 1st Half: 15-24 62.5% 2nd half: 18-22 81.8% Game: 33-46 71.7%

Officials: Karl Hess, Mike Nance, Ron Groover
Technical fouls: Massachusetts-COLEMAN, Zach. Ole Miss-Davis, Terence.
Attendance: 5291

Score by periods	1st	2nd	Total
Massachusetts	48	40	88
Ole Miss	40	50	90

Points	In	Off	2nd	Fast
UMASS	20	10	8	17
OM	38	25	17	21

Last FG - UMASS 2nd-03:49, OM 2nd-00:04.
Largest lead - UMASS by 9 2nd-04:33, OM by 10 1st-07:39.
UMASS led for 15:57, OM led for 15:14. Game was tied for 04:49.

GAME 3: UMASS 70, TEMPLE 66

THURS., NOV. 17, 2016 // MULLINS CENTER; AMHERST, MASS.

DeJon Jarreau scored five points over the final 34 seconds as Massachusetts squeaked out a 70-67 victory over former Atlantic 10 arch-rival Temple. Jarreau put UMass in front for good with 34 seconds to go when he drained a right side 3-pointer for a 68-67 margin. Following a defensive stop, Luwane Pipkins hit Jarreau in transition with a half-court heave pass and Jarreau converted at the rim for the eventual winning margin. The game featured 17 lead changes and nine tie scores as neither side grew an advantage larger than three points over the final 17 minutes of the contest. It marked the first meeting between the teams since Temple departed the A-10 following the 2012-13 season.

Official Basketball Box Score -- Game Totals -- Final Statistics

Temple vs Massachusetts

11/17/16 7:00 PM at Mullins Center; Amherst, MA

Temple 67 • 1-2

#	Player	Total		3-Ptr		Rebounds		PF	TP	A	T	Bk	Stl	Min
		FG	FGA	FG	FGA	FT	FTA							
00	ENECHIONYIA, Obi	r	8-17	5-10	5-7	2	4	6	2	26	1	1	1	34
24	AFLAKPUI, Ernest	c	4-8	0-0	0-2	4	4	8	4	8	0	2	1	0
02	MOORE II, Alani	g	2-3	1-2	0-0	0	0	0	3	5	1	1	0	1
03	ALSTON, JR., Shizz	g	2-3	0-3	0-2	0	3	3	1	9	6	1	0	4
04	DINGLE, Daniel	g	2-10	0-3	1-3	2	1	3	1	5	6	3	2	0
10	WILLIAMS, Mark	g	0-6	0-3	0-0	0	4	4	2	0	2	0	0	15
13	ROSE, Quinton	g	3-9	1-4	1-2	1	5	6	0	8	1	3	0	2
22	ROBBINS, Mike	g	0-1	0-1	0-0	0	0	0	1	0	1	0	0	0
23	MOORE, Darnion	g	3-3	0-0	0-0	0	0	0	2	6	0	0	0	4
Team														
Totals		26-68	8-26	7-16	13	21	34	16	67	18	11	4	8	200

FG % 1st Half: 15-32 46.9% 2nd half: 11-36 30.6% Game: 26-68 38.2%
3FG % 1st Half: 4-11 36.4% 2nd half: 4-15 26.7% Game: 8-26 30.8%
FT % 1st Half: 0-5 0.0% 2nd half: 7-11 63.6% Game: 7-16 43.8%

Massachusetts 70 • 2-1

#	Player	Total		3-Ptr		Rebounds		PF	TP	A	T	Bk	Stl	Min
		FG	FGA	FG	FTA	Off	Def							
14	COLEMAN, Zach	f	0-1	0-0	0	2	2	0	0	0	0	0	0	9
45	HOLLOWAY, Rashaan	c	3-4	0-0	5-8	0	6	1	11	0	2	3	1	18
10	CLARK, DeShawn	f	0-1	2-5	0-0	2	8	3	4	5	1	0	0	11
02	PINKINS, Luwane	e	2-9	0-5	2-7	1	8	9	6	5	1	0	2	32
03	JAREAU, DeJon	e	6-13	2-5	2-2	1	3	4	16	7	3	0	1	33
01	LEWIS, Zach	e	3-6	2-4	0-0	0	0	0	0	8	1	1	0	10
05	BALDWIN, Chris	i	1-2	0-0	0-0	0	3	3	1	2	0	0	1	6
10	ROES, Malik	f	0-0	0-0	0-0	0	0	0	0	0	2	1	3	13
23	ANDERSON, C.J.	0	0-0	0-0	0-0	0	0	0	1	0	1	0	0	2
24	FLOWERS, Tyrn	i	1-4	1-3	0-0	1	2	3	1	3	0	1	0	14
31	BERGER, Seth	i	3-3	0-0	0-0	1	1	2	0	6	0	1	0	18
Team														
			27-55	7-22	0-17	1	33	44	17	70	17	1	6	20

UNIVERSITY OF MASSACHUSETTS MEN'S BASKETBALL BOX SCORES AND RECAPS

GAME 5: UMASS 70, HARVARD 66

SAT., NOV. 26, 2016 // MULLINS CENTER; AMHERST, MASS.

Donte Clark poured in 22 of his 29 points during the second half and sparked Massachusetts to a 70-66 victory over Harvard. Clark, who put in 18 of the final 22 Minuteman points, only missed one free throw on the night, and it proved paramount in the victory as Clark was able to collect the loose ball with 11 seconds left and the Minutemen ahead, 66-64. He was immediately fouled by Harvard, stepped to the line again and sank both for the decisive four-point lead. Zach Lewis joined Clark in double-figures with 10 points during his first start as a Minuteman. Lewis was 5-of-11 shooting with two rebounds and a pair of assists while he did not turn the ball over in 35 minutes on the floor.

Official Basketball Box Score -- Game Totals -- Final Statistics
Harvard vs Massachusetts
11/26/16 1:00 PM at Mullins Center; Amherst, MA

Harvard 66 • 1-3

#	Player	Total		3-Ptr		Rebounds		PF	TP	A	TO	Bk	Stl	Min	
		FG-FGA	FG-FGA	FT-FTA	FT-FTA	Off	Def								
0	Lewis, Chris	1	0-1	0-1	0-0	0	3	5	0	1	1	1	0	10	
31	Towns, Seth	1	6-15	1-3	4-4	1	5	6	5	17	0	4	0	37	
44	Welsh, Henry	1	5-9	0-0	2-2	5	3	8	2	12	2	1	0	33	
01	Chambers, Siyani	1	4-7	2-4	1-2	0	1	2	11	6	5	0	3	31	
20	Bassey, Justin	1	0-2	0-1	2-2	0	5	5	3	2	0	0	0	27	
03	McCarthy, Tommy	1	0-1	0-0	0-0	0	1	1	0	0	0	0	0	3	
04	Edosomwan, Zena	1	1-5	0-0	3-7	5	5	10	2	5	1	2	0	21	
11	Aiken, Bryce	1	0-0	0-0	0-0	0	1	1	3	6	3	4	0	23	
21	Yoshor, Zach	1	0-0	0-0	0-0	0	0	0	0	0	0	0	0	0+	
25	Johnson, Corey	1	2-2	2-2	0-0	0	2	2	1	6	0	1	0	10	
35	Baker, Robert	1	3-6	1-3	0-0	1	1	2	7	1	0	1	0	15	
Team			2	2	4										
Totals			21-57	6-21	18-23	14	29	43	24	66	13	19	1	7	200
FG % 1st Half: 9-27 33.3%		2nd half: 12-30 40.0%		Game: 21-57 36.8%		Deadball									
3FG % 1st Half: 3-11 27.3%		2nd half: 3-10 30.0%		Game: 6-21 28.6%		24									
FT % 1st Half: 11-12 91.7%		2nd half: 7-11 63.6%		Game: 18-23 78.3%		1									

Massachusetts 70 • 4-1

#	Player	Total			3-Ptr		Rebounds			PF	TP	A	TO	Bk	Stl	Min
		FG	FGA	FG-FGA	FT	FTA	Off	Def	Total							
33	BERGER, Seth	1	0-2	0-1	0-2	2	2	4	2	0	0	0	0	0	0	12
45	HOLLOWAY, Rashaan	1	3-5	0-0	0-0	2	6	8	2	6	1	2	2	1	2	22
00	CLARK, Donte	1	6-15	4-8	13-14	3	2	5	2	29	2	4	1	0	1	34
01	LEWIS, Zach	1	0-1	0-0	0-0	2	2	2	10	2	0	0	0	0	0	35
02	PIPKINS, Luwane	1	3-12	0-6	2-5	2	0	2	2	8	2	3	0	4	3	33
05	BALDWIN, Chris	1	0-1	0-0	0-0	0	0	0	0	0	0	0	0	0	0	5
10	HINES, Malik	1	3-4	0-0	1-2	0	2	2	7	1	1	1	2	21		
14	COLEMAN, Zach	1	1-4	1-4	0-0	0	1	1	2	3	1	0	0	1	2	12
23	ANDERSON, C.J.	1	1-1	0-0	2-6	1	3	4	3	4	1	0	1	0	1	21
24	FLOWERS, Tyrn	1	1-2	1-2	0-0	0	1	1	2	3	1	1	0	0	1	5
Team			23-57	6-25	18-29	10	21	31	19	70	14	12	4	10	200	
Totals			23-57	6-25	18-29	10	21	31	19	70	14	12	4	10	200	
FG % 1st Half: 11-34		38.2%		2nd half: 10-23		43.5%		Game: 23-57		40.4%						Deadball
3FG % 1st Half: 5-15		33.3%		2nd half: 4-10		40.0%		Game: 6-25		24.0%						Rebounds
FT % 1st Half: 4-6		66.7%		2nd half: 14-23		60.9%		Game: 18-29		62.1%						5.3

Officials: Ed Corbett, Bill McCarthy, Nathan Farrell
Technical fouls: Harvard-None, Massachusetts-None.
Attendance: 3320

Score by periods	1st	2nd	Total
Harvard	32	34	66
Massachusetts	32	38	70

Last FG - HARV 2nd-00:00, UMASS 2nd-02:30.
Largest lead - HARV by 5 1st-17:26, UMASS by 8 2nd-01:26.
HARV led for 20:49, UMASS led for 10:50. Game was tied for 08:21.

GAME 6: UMASS 62, WAGNER 55

WED., NOV. 30, 2016 // MULLINS CENTER; AMHERST, MASS.

UMass relied on the steady shooting of C.J. Anderson and Malik Hines for a 62-55 victory over Wager. The Minuteman duo finished 12-for-16 from the floor for a combined 33 points as UMass improved to 5-1 with victories in the last four games. Tied at 47-all with nine minutes, 21 seconds to go, Donte Clark put UMass up for good when he slashed to the basket for two of his 11 points on the night. The Minutemen kept hold of a slim lead over the next four minutes before Anderson, Hines and Clark combined for a 12-4 run that pushed the advantage to 61-52 with 1:55 left. Anderson started the game-clinching streak with a layup and added a corner 3-pointer two possessions later that started the advantage to 55-50 with 4:44 to go.

Official Basketball Box Score -- Game Totals -- Final Statistics
Wagner vs Massachusetts

11/30/16 7:00 PM at Mullins Center; Amherst, MA

Wagner 55 • 2-4

#	Player	Total	3-Ptr		Rebounds		PF	TP	A	TO	Bk	Stl	Min		
		FG-FGA	FG-FGA	FT-FTA	Off	Def									
04	SUMBRY, AJ	1	1-1	0-0	0	0	0	2	2	0	0	0	17		
34	AAMAN, Mike	1	7-10	0-0	3-9	3	5	8	1	17	1	2	0	33	
00	HENSON, Corey	1	4-12	1-8	5-6	0	2	2	1	14	6	6	0	40	
03	FRANCIS, Blake	1	2-2	2-2	0-0	0	0	0	0	0	0	0	0	8	
23	CAREY, Michael	1	4-12	1-3	0-0	2	7	9	2	9	3	1	0	40	
01	SCOTT, Shack	1	0-0	0-0	0-0	0	1	1	0	0	0	0	0	4	
02	FERRELL, Connor	1	1-2	0-1	0-0	1	2	3	2	1	0	0	0	22	
21	DAVIS, Elijah	1	0-1	0-0	0-0	1	0	1	0	0	0	0	0	8	
24	LIGEONS, Devin	1	1-2	1-2	1-4	1	1	2	4	4	0	0	0	24	
35	SENAT, Greg	1	0-1	0-0	1-2	1	1	2	2	1	0	0	0	4	
	Team					2	1	3				1			
Totals			40-143	5-16	10-21	11	20	31	16	55	12	19	0	1	200
FG % 1st Half:		11-22	50.0%	2nd half:	9-21	42.9%	Game:		20-43	46.5%	Deadball				
3FG % 1st Half:		3-8	37.5%	2nd half:	2-8	25.0%	Game:		5-16	31.3%	4.1				
FT % 1st Half:		4-10	40.0%	2nd half:	6-11	54.5%	Game:		10-21	47.6%					

Massachusetts 62 • 5-1

#	Player	Total		3-Ptr		Rebounds		PF	TP	A	TO	Bk	Stl	Min	
		FG	FGA	FG	FGA	Off	Def								
33	BERGER, Seth	1	1-1	0-0	0-0	2	2	4	1	2	2	3	0	18	
45	HOLLOWAY, Rashaan	1	1-2	0-0	0-0	1	0	1	4	2	0	0	0	9	
00	CLARK, Donte	1	4-12	4-4	3-6	0	3	3	1	11	4	3	0	16	
01	LEWIS, Zach	1	0-0	0-0	0-0	0	1	1	3	2	0	0	0	23	
02	PIPKINS, Luwane	1	2-9	1-7	0-0	0	1	2	2	5	2	2	0	29	
05	BALDWIN, Chris	1	0-1	0-0	0-0	1	2	3	3	0	0	1	1	7	
10	HINES, Malik	1	4-5	0-0	6-7	5	3	8	1	14	1	0	0	27	
23	ANDERSON, C.J.	1	8-11	3-4	0-0	1	2	3	2	19	3	1	0	33	
24	FLOWERS, Tyrn	1	3-5	1-2	0-2	1	2	3	1	7	1	2	0	15	
55	GRESHAM, Brison	1	0-0	0-0	0-2	0	1	1	0	0	2	0	0	3	
	Team		0	2	2										
Totals			24-53	5-21	9-17	12	19	31	18	62	15	14	1	8	200
FG % 1st Half: 15-32		46.9%		2nd half: 9-21		42.9%		Game: 24-53		45.3%		Deadball		Rebounds	
3FG % 1st Half: 3-11		27.3%		2nd half: 2-10		20.0%		Game: 5-21		23.8%		4			
FT % 1st Half: 1-3		33.3%		2nd half: 8-14		57.1%		Game: 9-17		52.9%					

Officials: Ed Corbett, John Hughes, Brian Dorsey
Technical fouls: Wagner-None, Massachusetts-None.
Attendance: 2896

Score by periods	1st	2nd	Total
Wagner	29	26	55
Massachusetts	34	28	62

Last FG - WAGNER 2nd-01:26, UMASS 2nd-03:51.
Largest lead - WAGNER by 3 1st-17:02, UMASS by 11 1st-03:29.
WAGNER led for 02:02, UMASS led for 34:17. Game was tied for 03:30.

GAME 7: UCF 65, UMASS 62

SAT., DEC. 3, 2016 // MULLINS CENTER; AMHERST, MASS.

UMass dropped a 65-62 game to UCF after the Knights hit a last-second 3-pointer during a broken play at the top of the arc. After the Minutemen evened the game at 62 with 14 seconds to go on a Donte Clark corner 3-pointer, UCF had the last look for the win. A.J. Davis took play to the hoop with four seconds to go, but his contested layup bounced off the back of the rim and fell across the cylinder into the tangled arms of UMass and UCF players. Nick Banyard caught play, spun and sank a fade-away 3-pointer with less than one second to go on the clock for the final margin.

Official Basketball Box Score -- Game Totals -- Final Statistics
UCF vs Massachusetts

12/03/16 1:00 PM at Mullins Center; Amherst, MA

UCF 65 • 6-1

#	Player	Total		3-Ptr		Rebounds		PF	TP	A	TO	Bk	Stl	Min	
		FG-FGA	FT-FTA	FG-FGA	FT-FTA	Off	Def								
03	DAVIS, A.J.	f	1-4	0-0	2-3	1	4	5	2	4	0	5	1	28	
14	BANYARD, Nick	f	4-6	2-3	0-0	1	8	9	2	10	3	2	0	32	
24	FALL, Tacko	f	3-3	0-0	3-5	1	15	16	1	9	1	3	2	33	
01	TAYLOR, B.J.	g	2-8	0-2	5-7	0	2	2	5	9	3	4	0	24	
12	WILLIAMS, Matt	g	2-10	1-7	2-2	0	4	4	1	7	2	4	0	36	
00	EFFANAY, Tanksley	g	7-11	2-2	8-11	0	3	3	0	24	2	0	0	28	
21	BROWN, Chad	g	2-2	0-0	0-0	3	2	0	0	0	0	0	0	7	
30	LAING, Nathan	g	0-0	0-0	0-0	0	0	0	0	0	0	0	0	2	
	Team					1	1	2							
Totals			19-42	5-14	22-30	4	37	41	14	65	11	20	3	4	200
FG % 1st half: 8-21		38.0%		2nd half: 11-21		52.4%		Game: 19-42		45.2%		Head			
3FG % 1st half: 3-10		30.0%		2nd half: 4-14		28.6%		Game: 5-14		35.7%		Rebounds			
FT % 1st half: 9-13		69.2%		2nd half: 10-17		58.8%		Game: 19-27		70.4%					

UNIVERSITY OF MASSACHUSETTS MEN'S BASKETBALL BOX SCORES AND RECAPS

GAME 9: PROVIDENCE 75, UMASS 69

SAT., DEC. 10, 2016 // DUNKIN' DONUTS CENTER; PROVIDENCE, R.I.

Massachusetts trailed by as much as 16 points in the second half before cutting the gap to three; however, the Minutemen could not overcome Providence down the stretch in a 75-69 loss. Providence controlled the opening minutes of the second stanza and turned a 29-28 halftime advantage into a 58-42 margin with 9:32 to go. UMass responded into the final two minutes and moved back within 66-63. Rashaan Holloway scored 11 of his 21 points during the scoring run while Luwane Pipkins stretched the floor with two of his career-high six made 3-pointers. However, Providence stopped the comeback with back-to-back Emmitt Holt scoring plays that made it 70-63 Friars with 53 seconds to play and held on down the stretch for the six-point win.

Official Basketball Box Score -- Game Totals -- Final Statistics
Massachusetts vs Providence College
12/10/16 12:01 PM at Dunkin' Donuts Center; Providence, RI

Massachusetts 69 • 6-3

#	Player	Total		3-Ptr		Rebounds			PF	TP	A TO Blk Stl			Min	
		FG	F-GA	FG	F-GA	FT	FTA	Off Def Tot			A	TO	Blk		Stl
00	CLARK, Donte	+	3-7	1-4	2-5	0	3	3	4	9	4	3	0	0	27
02	PIPKINS, Luwane	+	2-6	0-0	0-0	2	2	2	20	0	1	0	1	36	
03	JARREAU, DeJon	+	2-7	0-4	0-0	0	1	1	4	3	6	0	1	21	
33	BERGER, Seth	+	1-2	0-1	0-0	0	3	3	4	2	0	1	0	11	
45	HOLLOWAY, Rashaan	+	7-11	0-1	7-13	3	6	9	3	21	0	2	2	1	26
01	LEWIS, Zach	+	2-7	2-4	0-0	1	2	3	2	6	2	1	0	0	20
05	BALDWIN, Chris	+	1-1	0-0	0-0	0	0	0	2	0	1	0	0	4	4
10	HINES, Malik	+	0-1	0-0	0-0	1	2	3	0	0	2	0	0	0	6
14	COLEMAN, Zach	+	0-1	0-0	0-0	2	2	4	1	0	2	0	0	0	14
23	ANDERSON, C.J.	+	1-3	0-2	0-0	0	4	4	2	2	1	1	0	1	16
24	FLOWERS, Tyrr	+	1-4	1-4	0-0	0	4	4	1	3	0	0	0	1	16
55	GRESHAM, Brison	+	0-0	0-0	0-0	0	1	1	2	0	0	0	0	0	3
	Team								1	0	1				
Totals			25-60	10-33	9-18	8	30	38	25	69	12	19	2	5	200

FG % 1st Half: 10-25 40.0% 2nd half: 15-35 42.9% Game: 25-60 41.7% Deadball Rebounds
3FG % 1st Half: 5-14 35.7% 2nd half: 5-19 26.3% Game: 10-33 30.3%
FT % 1st Half: 3-5 60.0% 2nd half: 6-13 46.2% Game: 9-18 50.0%

Providence College 75 • 8-2

#	Player	Total		3-Ptr		Rebounds			PF	TP	A TO Blk Stl			Min	
		FG	F-GA	FG	F-GA	FT	FTA	Off Def Tot			A	TO	Blk		Stl
05	BULLOCK, Rodney	+	7-14	2-3	10-12	2	8	10	3	26	0	1	1	2	39
15	HOLT, Emmitt	+	6-12	2-3	4-9	2	4	6	0	18	0	1	0	0	29
21	LINDSEY, Jalen	+	1-5	1-5	2-2	0	4	4	2	5	1	0	0	1	26
24	CARTWRIGHT, Kyrn	+	3-10	0-1	0-1	0	2	2	1	6	12	4	0	0	36
44	JACKSON, Isaiah	+	2-5	1-2	1-2	1	3	4	2	6	0	0	0	0	14
04	WHITE, Malik	+	1-1	0-0	0-0	0	0	0	0	2	1	1	0	0	7
11	DIALLO, Alpha	+	0-1	0-0	1-2	3	4	7	2	1	0	2	0	0	11
13	YOUNG, Kalif	+	3-3	0-0	0-2	0	2	2	0	6	0	2	0	0	13
25	EDWARDS, Drew	+	2-5	0-1	1-2	0	3	3	3	5	1	1	0	2	19
35	FAZEKAS, Ryan	+	0-1	0-1	0-0	0	0	0	1	0	0	1	0	0	6
Team								1	2						
Totals			25-57	6-16	19-32	9	31	40	14	75	15	13	1	5	200

FG % 1st Half: 10-27 37.0% 2nd half: 15-30 50.0% Game: 25-57 43.9% Deadball Rebounds
3FG % 1st Half: 2-8 25.0% 2nd half: 4-8 50.0% Game: 6-16 37.5%
FT % 1st Half: 7-12 58.3% 2nd half: 12-20 60.0% Game: 19-32 59.4%

Officials: Jeff Anderson, Jeff Clark, Matt Potter
Technical fouls: Massachusetts-None. Providence College-None.
Attendance: 7815

Score by periods	1st	2nd	Total
Massachusetts	28	41	69
Providence College	29	46	75

Last FG - UMass 2nd-00:16, PC 2nd-00:51.
Largest lead - UMass by 9 1st-12:51, PC by 16 2nd-09:26.
UMass led for 13:20. PC led for 23:08. Game was tied for 03:32.

	In	Off	2nd	Fast	
Points	Paint	T/O	Chance	Break	Bench
UMASS	30	10	10	6	13
PC	32	17	7	9	14

Score tied - 4 times.
Lead changed - 3 times.

GAME 10: UMASS 65, NC A&T 59

TUES., DEC. 13, 2016 // MULLINS CENTER; AMHERST, MASS.

UMass trailed by as many as 18 points in the first half before the squad rallied for the second-largest comeback in the Derek Kellogg era for a 65-59 victory over North Carolina A&T in the second of four Gotham Classic games for the Minutemen. The Maroon and White were down 29-11 with five minutes to play but worked their way back into the contest with a 19-2 run that ended with the halftime break. N.C. A&T held onto their slim lead - never more than seven points - until UMass broke through again late in the second half. A 7-0 run consisting of a Donte Clark jumper sandwiched around a 3-pointer and layup from Luwane Pipkins put the Minutemen in front by six (59-53) with 3:28 still to play. UMass eliminated the chance of a NC A&T rebuttal on the other end as the Minutemen offset each Aggies scoring series with a conversion of their own the remainder of the way.

Official Basketball Box Score -- Game Totals -- Final Statistics
North Carolina A&T vs Massachusetts
12/13/16 7:00 PM at Mullins Center; Amherst, MA

North Carolina A&T 59 • 1-8

#	Player		Total		3-Ptr		Rebounds			PF	TP	A TO Blk Stl			Min
			FG	F-GA	FG	F-GA	Off	Def	Total			A	TO	Blk	
00	MCGOWENS,Davaris	r	5-12	0-0	1-2	4	4	8	1	11	3	0	2	3	36
32	SCALES,Aaron	c	3-5	0-0	2-2	5	1	6	2	8	2	0	1	0	22
02	HUNT,Sam	g	4-13	4-8	4-5	0	2	2	16	1	3	0	0	38	
14	PRATT,Raymon	g	6-9	0-1	0-0	1	4	5	12	0	2	0	0	30	
30	GONZALEZ,Eliel	g	4-13	1-2	1-2	3	1	4	2	10	6	3	0	0	34
10	WHITAKER,James		1-6	0-3	0-0	0	3	3	1	2	0	2	0	0	23
13	WILLIAMS,Austin		0-1	0-0	0-0	0	1	1	3	0	2	1	0	0	10
15	HAMILTON,Amari		0-2	0-2	0-0	0	1	1	0	0	1	0	0	0	7
Team						5	10	15							
Totals			23-61	5-16	8-11	18	22	40	13	59	15	12	3	3	200

FG % 1st Half: 12-35 34.3% 2nd half: 11-26 42.3% Game: 23-61 37.7% Deadball Rebounds
3FG % 1st Half: 5-13 38.5% 2nd half: 0-3 0.0% Game: 5-16 31.3%
FT % 1st Half: 2-2 100.0 2nd half: 6-9 66.7% Game: 8-11 72.7%

Massachusetts 65 • 7-3

#	Player	Total		3-Ptr		Rebounds			PF	TP	A TO Blk Stl			Min	
		FG	F-GA	FG	F-GA	Off	Def	Total			A	TO	Blk		Stl
33	BERGER, Seth	r	0-0	0-0	0-0	0	0	0	0	0	0	0	0	0	4
45	HOLLOWAY, Rashaan	c	3-6	0-0	0-2	1	3	4	1	6	1	3	0	1	17
00	CLARK, Donte	g	9-14	3-5	1-1	1	3	4	2	22	6	1	2	0	37
02	PIPKINS, Luwane	g	5-11	1-6	0-0	1	1	2	3	11	5	1	0	2	31
03	JARREAU, DeJon	g	1-4	1-4	0-0	1	3	4	2	3	4	2	3	1	20
01	LEWIS, Zach		2-9	1-7	0-0	0	0	0	1	5	0	0	0	1	20
10	HINES, Malik		3-6	0-0	1-2	0	4	4	1	7	3	0	0	1	21
14	COLEMAN, Zach		1-1	0-0	0-0	4	0	4	3	2	1	0	3	0	17
23	ANDERSON, C.J.		4-9	0-1	1-2	4	4	8	1	9	5	1	0	3	25
24	FLOWERS, Tyrr		0-2	0-2	0-0	0	0	0	0	0	0	0	0	0	5
55	GRESHAM, Brison		0-0	0-0	0-0	0	1	1	0	0	0	0	0	0	3
Team								1	0	1					
Totals			28-62	6-25	3-7	13	19	32	14	65	25	8	8	9	200

FG % 1st Half: 12-34 35.3% 2nd half: 16-28 57.1% Game: 28-62 45.2% Deadball Rebounds
3FG % 1st Half: 4-17 23.5% 2nd half: 2-8 25.0% Game: 6-25 24.0%
FT % 1st Half: 2-5 40.0% 2nd half: 1-2 50.0% Game: 3-7 42.9%

Officials: Brian O'Connell, Matt Dorn, Tony Chiazza
Technical fouls: North Carolina A&T-None. Massachusetts-None.
Attendance: 3239
Gotham Classic

Score by periods	1st	2nd	Total
North Carolina A&T	31	28	59
Massachusetts	30	35	65

Last FG - NCAT 2nd-01:21, UMass 2nd-00:32.
Largest lead - NCAT by 18 1st-05:00, UMass by 6 2nd-03:28.
NCAT led for 34:11. UMass led for 04:39. Game was tied for 00:58.

	In	Off	2nd	Fast	
Points	Paint	T/O	Chance	Break	
NCAT	34	8	16	4	
UMASS	42	18	11	19	

Score tied - 0 times.
Lead changed - 3 times.

GAME 11: UMASS 95, KENNESAW ST. 77

SAT., DEC. 17, 2016 // MULLINS CENTER; AMHERST, MASS.

Luwane Pipkins tied the program record with eight made 3-pointers and led five Minutemen who scored in double-figures as UMass earned a 95-77 victory over Kennesaw State. The Minutemen separated themselves from the Owls with an eight-point run that staked UMass to a 52-38 lead early in the second half. Rashaan Holloway opened the streak with a pair of made free throws ahead of a Pipkins 3-pointer. DeJon Jarreau ended it with an emphatic drive-and-dunk. Kennesaw State cut back within six of tying, but Massachusetts responded with a 7-2 run and slowly grew back its comfortable lead en route to the 18-point win.

Official Basketball Box Score -- Game Totals -- Final Statistics
Kennesaw State vs Massachusetts
12/17/16 1:00 PM at Mullins Center; Amherst, MA

Kennesaw State 77 • 3-8

#	Player		Total		3-Ptr		Rebounds			PF	TP	A TO Blk Stl			Min
			FG	F-GA	FG	F-GA	FT	FTA	Off			Def	Total	A	
02	JONES, Jordan	r	2-5	0-0	2-2	2	1	3	3	6	1	1	0	0	18
14	WILLIAMS, Aubrey	r	4-11	0-0	6-6	4	5	9	2	14	1	2	2	2	34
00	RAY, Kendrick	g	11-17	4-8	9-9	1	3	4	2	35	4	4	0	0	36
11	CLARKE, Kyle	g	1-3	0-0	2-2	1	0	1	1	4	1	4	0	1	20
21	MASTERSON, Nick	g	3-5	2-3	1-2	0	3	3	2	9	3	1	0	0	33
04	HOKER, Tyler		0-4	0-0	2-2	0	3	3	1	2	1	3	0	1	15
10	NIELSEN, Johannes		1-5	0-0	0-0	3	3	6	2	2	1	1	1	0	22
12	SCOTT, James		1-6	0-2	0-0	0	2	2	1	2	1	3	0	0	16
35	CAMERON, Zach		1-1	0-0	1-3	0	0	0	0	0	1	1	0	0	6
			Team												
TOTALS			24-57	6-13	23-26	11	21	32	14	77	13	20	3	5	200

UNIVERSITY OF MASSACHUSETTS MEN'S BASKETBALL GAME NOTES

THE LAST TIME...

CATEGORY	UMASS	OPPONENT
Scored 30+ Points	37, Jabarie Hinds at Duquesne (OT), 2/14/16	43, Jack Gibbs, at Davidson, 1/16/16
Scored 40+ Points	40, Trey Davis vs. New Orleans, 12/16/15	43, Jack Gibbs, at Davidson, 1/16/16
Scored 20+ Points In A Half	22 (2nd half), Donte Clark vs. Harvard, 11/26/16	20 (2nd half), Kendrick Ray, vs. Kennesaw State, 12/17/16
Scored 25+ Points In A Half	26 (2nd half), Ricky Harris at Saint Joseph's, 1/23/08	25, (2nd half), Jack Gibbs, at Davidson, 1/16/16
One Player Scored 30+ Points In Back-To-Back Games	Trey Davis (30 at Davidson, 1/16/16; 36 vs. Saint Louis, 1/23/16)	Unknown
Two Players Scored 20+ Points	Rashaan Holloway (21) & Luwane Pipkins (20) at Providence, 12/10/16	Sebastian Siaz (22) & Cullen Neal (21), at Ole Miss, 11/14/16
Two Players Scored 20+ Points In Back-To-Back Games	Rhode Island, 3/3/12 & Duquesne, 3/6/12 (Morgan 25, Carter 22) & (Williams 21, Farrell & Putney 20)	at Vanderbilt (1/5/08) & Saint Joseph's (1/9/08) (Shan Foster 32, A.J. Ogilvy 25) & (Ahmad Nivins 31, Pat Calathes 21)
Three Players Scored 20+ Points	vs. Clemson, 11/23/15 (Donte Clark [25], Trey Davis [25], Jabarie Hinds [21])	at Central Connecticut (1/3/11) (Robby Ptacek 26, Ken Horton 24, Shemik Thompson 24)
Two Players Scored 25+ Points	Trey Davis (26) & Jabarie Hinds (25) at St. Bonaventure, 2/27/16	Howard, 11/14/15 (James Daniel III [30], James Miller [27])
Five Players Scored 10 Points	5, Kennesaw State, 12/17/16 (Luwane Pipkins [27], DeJon Jarreau [17], Rashaan Holloway [14], Donte Clark [11], Tyrn Flowers [10])	5, at Ole Miss, 11/14/16; Sebastian Siaz (22), Cullen Neal (21), Terence Davis (13), DeAndre Burnett (12) & Rasheed Brooks (11)
Six Players Scored 10 Points	6, BYU, 12/7/13 (Chaz Williams [32], Sampson Carter [20], Raphael Putney [20], Maxie Esho [12], Trey Davis [11], Derrick Gordon [10])	6, at #25 Dayton, 1/6/16 (Charles Cooke [18], Steve McElvene [13], John Crosby [11], Kyle Davis [11], Dyshawn Pierre [11] & Sam Miller [10])
Had 15 Rebounds	17, Antwan Space at Duquesne (OT), 2/14/16	16, Tacko Fall, vs. UCF, 12/3/16
Had 20 Rebounds	27, Jim Town vs. Boston College, 12/12/76	20, Yinka Dare, George Washington, 2/27/94
Had 10 Offensive Rebounds	11, Sean Carter at Duquesne, 2/11/10	10, Keith Butler, Temple, 3/3/04
Had 10 Defensive Rebounds	11, Trey Davis vs. La Salle, 3/5/16	15, Tacko Fall, vs. UCF, 12/3/16
Two Players Had 10 Rebounds	Duquesne, 2/14/15 (Maxie Esho 13, Derrick Gordon 10)	Earl Watson (15) & Kuran Iverson (10), vs. Rhode Island, 3/10/16
Three Players Had 10 Rebounds	La Salle, 3/5/08 (Gary Forbes 11, Tony Gaffney 10, Chris Lowe 10)	at La Salle, 2/27/11 (Jerrell Williams 13, Earl Pettis 10, Steve Weingarten 10)
Guard Had 10 Rebounds	12, Trey Davis, La Salle, 3/5/16	10, Joseph Chartouny, Fordham (OT), 1/30/16
Had A Triple-Double	Chris Lowe vs. La Salle, 3/5/08 (14 points, 10 rebounds, 14 assists)	None
Had A Double-Double In A Half	Terrell Vinson, vs. Fordham 1/5/12 (11 points, 11 reb., 2nd half)	Chris Gaston, Fordham, 1/5/12 (11 points, 10 reb., 2nd half)
Two Players Had Double-Doubles	Saint Joseph's, 2/25/15 (Cady Lalanne 14p, 13r; Trey Davis 11p, 10r)	vs. Florida State, 11/24/11 (Michael Snaer 18p, 10r; Okaro White 11p, 11r)
Three Players Had Double-Doubles	Providence, 12/28/13 (Williams 10p/10a; Carter 12p/12r; Lalanne 10p/15r)	at Syracuse, 11/28/07 (A. Onuaku 20 pts, 10 reb; P. Harris 13 pts, 11 reb; J. Flynn 20 pts, 12 ast)
Converted A Four-Point Play	Donte Clark at Providence, 12/10/16	Sean Johnson, Duquesne, 1/17/13
Made 15 Field Goals	15, Lou Roe at Holy Cross, 12/11/93	16, Chris Brooks, West Virginia, 2/12/91
Attempted 25 Field Goals	26, Ricky Harris at La Salle, 3/3/10	26, Jack Gibbs, at Davidson, 1/16/16
Shot .750 From The Field (min. 10 att.)	.909 (10-11), Trey Davis, Iona, 12/30/14	.800 (8-10), Raymar Morgan, vs. Michigan State, 11/28/09
Made 15 Free Throws	18, Trey Davis vs. New Orleans, 12/16/15	15, Jack Gibbs, at Davidson, 1/16/16
Attempted 20 Free Throws	20, Trey Davis vs. New Orleans, 12/16/15	20, Jameer Nelson, Saint Joseph's, 3/8/03
Shot 1.000 From The Line (min. 10 att.)	10-10, Trey Davis, vs. Rhode Island, 3/10/16	1.000 (11-11), Devin Brown, Holy Cross, 11/27/10
Made Seven Three-Pointers	8, Luwane Pipkins, Kennesaw State, 12/17/16 (tied school record)	7, Yuta Watanabe, George Washington, 3/7/15
Attempted 15 Three-Pointers	16, Trey Davis at Davidson, 1/16/16	16, Derrio Green, Charlotte, 1/30/10
Shot .750 From 3-Point (min. 5 att.)	.875 (7-8), Jabarie Hinds at Duquesne (OT), 2/14/16	.800 (4-5), Isaiah Miles, Saint Joseph's, 2/24/16
Had 10 Assists	10, Trey Davis, Saint Joseph's, 2/25/15	12, Kyron Cartwright, at Providence, 12/8/16
Had 15 Assists	15, Carl Smith vs. Duquesne, 1/23/86	Unknown
Had Eight Blocks	9, Tony Gaffney, Boston College, 12/6/08	14, Darrius Garrett, at Richmond, 1/13/10 (Atlantic 10 record)
Had Five Steals	7, Luwane Pipkins, UCF, 12/3/16	9, James Daniel III, Howard, 11/14/15
Had Eight Steals	8, Luwane Pipkins, UCF, 12/3/16	9, James Daniel III, Howard, 11/14/15

A TEAM...

CATEGORY	UMASS	OPPONENT
Won By 30 Points	30, (99-69), vs. Boston University, 12/2/15	30 (93-63) at #25 Dayton, 1/6/16
Won By 40 Points	50 (103-53) at Duquesne, 1/24/95	40 (90-50) Texas Tech, 11/21/03
Scored 100 Points	108, at Duquesne (OT), 2/14/16	104 vs. Seton Hall, 12/11/10
Scored Under 50 Points	43, at Dayton, 2/25/12	48, vs. Pacific, 12/8/16
Scored Under 40 Points	38 vs. Saint Joseph's, 1/5/02	34, Temple, 1/21/06
Scored 50 Points In A Half	54 (2nd half), Kennesaw State, 12/17/16	50 (2nd half), at Ole Miss, 11/14/16
Scored 60 Points In A Half	61 (second half) vs. La Salle, 3/5/08	60 (2nd half), vs. Creighton, 11/25/15
Scored Under 10 Points In A Half	9 (first half) at Temple, 2/1/06	9 (first half), Connecticut, 12/10/02
Scored Under 15 Points In A Half	12 (first half) at Rhode Island, 3/3/16	15 (first half), Temple, 1/21/06
Scored Under 20 Points In A Half	12 (first half) at Rhode Island, 3/3/16	15 (first half), Saint Joseph's, 2/23/11
Rally from 10-point deficit to win	North Carolina A&T, 12/13/16 (down 18 [29-11] with 05:00 to go in 1st)	at St. Bonaventure, 2/27/16 (down 18 [39-21] with 3:57 to go in the 1st)
Rally from 20-point deficit to win	vs. Rider, 11/12/10 (down 22 [46-24] with 16:24 to go in 2nd)	Unknown
Had A +20 Rebound Margin	+23 (48-25) vs. CCSU, 12/30/11	+24 (57-33) at La Salle, 2/27/11
Had 50 Rebounds	60 at Duquesne, 2/11/10	50, vs. Florida, 11/30/11
Had 60 Rebounds	60 at Duquesne, 2/11/10	61, Hofstra, 12/20/08
Had Less Than 25 Rebounds	23, at St. Bonaventure, 2/27/16	24, at Saint Joseph's, 2/5/11
Had 25 Offensive Rebounds	30 vs. Ohio State, 4/3/08	26, at George Washington, 2/17/10
Had Less Than Five Offensive Reb.	2, vs. Pacific, 12/8/16	2, St. Bonaventure, 1/9/16
Had 40 Defensive Rebounds	40 vs. La Salle, 3/5/08	40, Rutgers, 2/27/88
Made 40 Field Goals	40 at West Virginia, 1/27/95	41, vs. Michigan State, 11/28/09
Attempted 80 Field Goals	87 vs. Ohio State, 4/3/08	85, Hofstra, 12/20/08
Attempted Less Than 40 Field Goals	37, Richmond, 2/3/07	39, at Saint Louis, 1/14/06
Shot .600 From The Field	.619 (39-63) vs. Dartmouth, 11/11/06	.600 (30-50), at George Washington, 3/7/15
Made Less Than 15 Field Goals	13, at Dayton, 2/25/12	13, Temple, 1/21/06
Shot Less Than .300 From The Field	.250, at Dayton, 2/25/12	.293, at Rhode Island, 2/19/11
Made 30 Free Throws	30, at Duquesne (OT), 2/14/16	36 at Ole Miss, 11/14/16
Made 40 Free Throws	40 vs. Arkansas (50 attempted), 11/25/94	Unknown
Made Less Than Five Free Throws	3, vs. North Carolina A&T, 12/13/16	3, Fordham, 1/6/10
Attempted 50 Free Throws	50 vs. Arkansas (40 made), 11/25/94	54 at Saint Joseph's, 1/23/08 (UMass opponent record)
Attempted Less Than 10 Free Throws	7, Kennesaw State, 12/17/16	8, Rhode Island, 1/30/11
Shot .900 From The Line	.931 (27-29), Manhattan, 11/18/14	.923 (24-26), at Davidson, 1/16/16
Made 15 Three-Pointers	16, vs. Clemson, 11/23/15 (tied school record)	15, at St. Bonaventure, 2/15/03
Made No Three-Pointers	0, Boston College, 11/16/14	0, Florida State, 11/23/14
Attempted 30 Three-Pointers	33, at Providence, 12/10/16	35, Elon, 11/11/11
Attempted Less Than Five Three-Ptrs	3, Boston College, 11/16/14	4, at Duquesne, 1/7/06
Shot .500 From Three-Point Range	.500 (12-24), Kennesaw State, 12/17/16	.556 (10-18), vs. St. Bonaventure, 1/9/16
Had 25 Assists	28, Kennesaw State, 12/17/16	28, #10 Providence, 12/21/15
Had Less Than Five Assists	4, vs. Creighton, 11/25/15	4, vs. Clemson, 11/23/15
Had 25 Turnovers	29 at Duquesne, 1/18/12	26 vs. Towson, 11/30/11
Had Five Or Fewer Turnovers	4 vs. Temple, 3/10/01	4, Temple, 3/3/04
Had 15 Blocks	15 vs. La Salle, 3/5/08	17, at Richmond, 1/13/10 (UMass opponent record)
Had No Blocks	0, at Harvard, 11/17/15	0, vs. Utah, 11/25/11
Had 15 Steals	15, UCF, 12/3/16	17, Duquesne, 2/16/11
Had No Steals	0, Dayton, 1/9/11	0, Alabama-Birmingham, 11/25/05

23 C.J. ANDERSON

JUNIOR • GUARD • 6-6 • 207

MEMPHIS, TENN. • ARLINGTON HIGH SCHOOL

2016-17 SEASON BESTS

Pts: 19, vs. Wagner, 11/30/16
Rebs: 8, vs. N.C. A&T, 12/13/16
FGM: 8, vs. Wagner, 11/30/16
FGA: 11, vs. Wagner, 11/30/16
3FGM: 3, vs. Wagner, 11/30/16
3FGA: 4, vs. Wagner, 11/30/16
FTM: 3, at Ole Miss, 11/14/16
FTA: 6, vs. Harvard, 11/26/16
Ast: 8, vs. UCF, 12/3/16
Blk: -
Stl: 3, 2x, last vs. N.C. A&T, 12/13/16
Min: 33, vs. Wagner, 11/30/16

CAREER BESTS

Pts: 19, vs. Wagner, 11/30/16
Rebs: 12, vs. Central Arkansas, 11/19/15
FGM: 8, vs. Wagner, 11/30/16
FGA: 11, vs. Wagner, 11/30/16
3FGM: 3, vs. Wagner, 11/30/16
3FGA: 4, vs. Wagner, 11/30/16
FTM: 5, at Duquesne, 2/14/16
FTA: 6, 2x, last at Rhode Island, 3/3/16
Ast: 8, vs. UCF, 12/3/16
Blk: 1, 6x, last vs. La Salle, 3/5/16
Stl: 5, at Fordham, 2/17/16
Min: 42, vs. Fordham, 1/30/16

ANDERSON'S CAREER STATISTICS

YEAR	GP-GS	MIN/AVG	FGM-FGA/%	3PM-3PA/%	FTA-FTM/%	O-D-T REB/AVG	PF/DQ	AST	TO	BLK	STL	PTS/AVG
14-15	29-0	293/10.1	10-30/.333	3-13/.231	7-10/.700	10-31-41/1.4	41/0	17	11	2	9	30/1.0
15-16	32-11	774/24.2	38-102/.373	9-35/.257	27-36/.750	18-111-129/4.0	54/0	67	37	4	25	112/3.5
16-17	11-0	223/20.3	20-38/.526	5-14/.357	8-15/.533	13-19-32/2.9	19/0	29	15	0	13	53/4.8
TOTALS	72-11	1290/17.9	68-170/.400	17-62/.274	42-61/.689	41-161-202/2.8	114/0	113	63	6	47	195/2.7

5 CHRIS BALDWIN

FRESHMAN • FORWARD • 6-8 • 235

SPRINGFIELD, MASS. • CENTRAL HIGH SCHOOL • NOTRE DAME PREP

CAREER BESTS

Pts: 6, 2x, last vs. Kennesaw St., 12/17/16
Rebs: 5, 2x, last vs. Kennesaw St., 12/17/16
FGM: 3, 2x, last vs. Kennesaw St., 12/17/16
FGA: 5, vs. Kennesaw St., 12/17/16
3FGM: -
3FGA: 2, vs. Pacific, 12/8/16
FTM: 1, vs. Pacific, 12/8/16
FTA: 1, vs. Pacific, 12/8/16
Ast: 1, 2x, last vs. Kennesaw St., 12/17/16
Blk: 1, 5x, last vs. Kennesaw St., 12/17/16
Stl: 1, vs. Temple, 11/17/16
Min: 15, at Ole Miss, 11/14/16

BALDWIN'S CAREER STATISTICS

YEAR	GP-GS	MIN/AVG	FGM-FGA/%	3PM-3PA/%	FTA-FTM/%	O-D-T REB/AVG	PF/DQ	AST	TO	BLK	STL	PTS/AVG
16-17	10-0	73/7.3	10-21/.476	0-2/.000	1-1/1.000	6-18-24/2.4	15/1	2	4	5	1	21/2.1

33 SETH BERGER

REDSHIRT JUNIOR • FORWARD • 6-8 • 212

SEATTLE, WASH. • BALLARD HIGH SCHOOL

2016-17 SEASON BESTS

Pts: 13, at Holy Cross, 11/20/16
Rebs: 4, 5x, last vs. UCF, 12/3/16
FGM: 6, at Holy Cross, 11/20/16
FGA: 6, at Holy Cross, 11/20/16
3FGM: 2, vs. Pacific, 12/8/16
3FGA: 4, vs. Pacific, 12/8/16
FTM: 2, vs. Pacific, 12/8/16
FTA: 4, vs. Pacific, 12/8/16
Ast: 2, vs. Wagner, 11/30/16
Blk: -
Stl: 2, twice, last vs. UCF, 12/3/16
Min: 31, at Holy Cross, 11/20/16

CAREER BESTS

Pts: 17, at Saint Joseph's, 1/27/16
Rebs: 10, vs. LIU Brooklyn, 12/29/15
FGM: 7, at Saint Joseph's, 1/27/16
FGA: 11, at Saint Joseph's, 1/27/16
3FGM: 2, 3x, last vs. Pacific, 12/8/16
3FGA: 6, at Saint Joseph's, 1/27/16
FTM: 5, vs. Ole Miss, 12/5/15
FTA: 6, vs. Ole Miss, 12/5/15
Ast: 3, 2x, last vs. Boston U., 12/2/15
Blk: 2, 2x, last vs. LIU Brooklyn, 12/29/15
Stl: 4, vs. Northeastern, 11/26/14
Min: 34, 2x, last vs. La Salle, 1/3/16

BERGER'S CAREER STATISTICS

YEAR	GP-GS	MIN/AVG	FGM-FGA/%	3PM-3PA/%	FTA-FTM/%	O-D-T REB/AVG	PF/DQ	AST	TO	BLK	STL	PTS/AVG
13-14	18-0	40/2.2	3-9/.333	0-4/.000	2-2/1.000	3-5-8/0.4	8/0	2	1	0	1	8/0.4
14-15	8-8	109/13.6	6-16/.375	2-6/.333	2-2/1.000	7-9-16/2.0	17/0	6	5	2	11	16/2.0
15-16	31-7	604/19.5	63-125/.504	14-43/.326	22-38/.579	28-75-103/3.3	83/3	15	23	9	18	162/5.2
16-17	10-9	139/13.9	13-22/.591	2-6/.333	3-8/.375	11-18-29/2.9	17/0	4	10	0	5	31/3.1
TOTALS	67-24	892/13.3	85-172/.494	18-59/.305	29-50/.580	49-107-156/2.3	125/3	27	39	11	35	217/3.2

0 DONTÉ CLARK

JUNIOR • GUARD • 6-4 • 192

CHARLOTTE, N.C. • QUEEN'S GRANT HS
HARGRAVE MILITARY ACADEMY

2016-17 SEASON BESTS

Pts: 29, vs. Harvard, 11/26/16
Rebs: 9, vs. UMass Lowell, 11/11/19
FGM: 9, vs. N.C. A&T, 12/13/16
FGA: 15, vs. Harvard, 11/26/16
3FGM: 4, vs. Harvard, 11/26/16
3FGA: 8, vs. Harvard, 11/26/16
FTM: 13, vs. Harvard, 11/26/16
FTA: 14, vs. Harvard, 11/26/16
Ast: 6, 2x, last vs. Kennesaw St., 12/17/16
Blk: 2, 2x, last vs. N.C. A&T, 12/13/16
Stl: 2, at Ole Miss, 11/14/16
Min: 37, vs. N.C. A&T, 12/13/16

CAREER BESTS

Pts: 30, vs. New Orleans, 12/16/15
Rebs: 9, 2x, last vs. UMass Lowell, 11/11/19
FGM: 9, 3x, last vs. N.C. A&T, 12/13/16
FGA: 17, 2x, last at Richmond, 2/6/16
3FGM: 6, at Richmond, 2/6/16
3FGA: 12, at Richmond, 2/6/16
FTM: 13, vs. Harvard, 11/26/16
FTA: 14, vs. Harvard, 11/26/16
Ast: 9, vs. Dayton, 1/29/15
Blk: 2, 3x, last vs. N.C. A&T, 12/13/16
Stl: 3, 4x, last at Duquesne, 2/14/16
Min: 41, vs. New Orleans, 12/16/15

CLARK'S CAREER STATISTICS

YEAR	GP-GS	MIN/AVG	FGM-FGA/%	3PM-3PA/%	FTA-FTM/%	O-D-T REB/AVG	PF/DQ	AST	TO	BLK	STL	PTS/AVG
14-15	32-18	742/23.2	91-233/.391	29-88/.330	96-126/.762	21-58-79/2.5	66/1	63	42	7	22	307/9.6
15-16	32-31	995/31.1	157-383/.410	62-183/.339	139-185/.751	19-103-122/3.8	105/6	73	71	9	28	515/16.1
16-17	11-11	331/30.1	53-122/.434	19-52/.365	35-44/.795	8-41-49/4.5	30/1	41	30	6	8	160/14.5
TOTALS	75-60	2068/27.6	301-738/.408	110-323/.341	270-355/.761	48-202-250/3.3	201/8	177	143	22	58	982/13.1

14 ZACH COLEMAN

RS JUNIOR • FORWARD • 6-7 • 218

DALLAS, TEXAS

WOODROW WILSON HIGH SCHOOL

2016-17 SEASON BESTS

Pts: 3, vs. Harvard, 11/26/16
Rebs: 4, 2x, last vs. N.C. A&T, 12/13/16
FGM: 1, 2x, last vs. N.C. A&T, 12/13/16
FGA: 4, vs. Harvard, 11/26/16
3FGM: 1, vs. Harvard, 11/26/16
3FGA: 4, vs. Harvard, 11/26/16
FTM: -
FTA: -
Ast: 2, at Providence, 12/10/16
Blk: 3, vs. N.C. A&T, 12/13/16
Stl: 1, 2x, last vs. Harvard, 11/26/16
Min: 22, at Ole Miss, 11/14/16

CAREER BESTS

Pts: 13, 2x, last vs. Howard, 11/14/15
Rebs: 12, at Harvard, 11/17/15
FGM: 4, 3x, last vs. Creighton, 11/23/15
FGA: 10, vs. Creighton, 11/23/15
3FGM: 3, at Providence, 12/20/14
3FGA: 7, vs. George Mason, 2/21/16
FTM: 9, vs. Howard, 11/14/15
FTA: 15, vs. Howard, 11/14/15
Ast: 6, vs. New Orleans, 12/16/15
Blk: 3, 3x, last vs. N.C. A&T, 12/13/16
Stl: 2, 5x, last at St. Bonaventure, 2/27/16
Min: 36, at Harvard, 11/17/15

COLEMAN'S CAREER STATISTICS

YEAR	GP-GS	MIN/AVG	FGM-FGA/%	3PM-3PA/%	FTA-FTM/%	O-D-T REB/AVG	PF/DQ	AST	TO	BLK	STL	PTS/AVG
13-14						Redshirted the season						
14-15	32-0	329/10.3	27-71/.380	11-39/.282	14-18/.778	18-44-62/1.9	46/0	10	18	9	7	79/2.5
15-16	27-11	480/17.8	34-106/.321	9-47/.191	30-53/.566	36-84-120/4.4	54/2	31	21	8	18	107/4.0
16-17	6-2	77/12.8	2-9/.222	1-6/.167	0-0/.000	9-5-14/2.3	10/0	5	0	4	2	5/0.8
TOTALS	65-13	886/13.6	63-186/.339	21-92/.228	44-71/.620	63-133-196/3.0	110/2	46	39	21	27	191/2.9

24 TYRNE FLOWERS

FRESHMAN • FORWARD • 6-9 • 202

WATERBURY, CONN. • SACRED HEART HIGH SCHOOL

CAREER BESTS

Pts: 20, vs. UCF, 12/3/16
Rebs: 9, vs. UCF, 12/3/16
FGM: 7, vs. UCF, 12/3/16
FGA: 12, vs. UCF, 12/3/16
3FGM: 6, vs. UCF, 12/3/16
3FGA: 10, vs. UCF, 12/3/16
FTM: 2, vs. UMass Lowell, 11/11/16
FTA: 2, 2x, last vs. Wagner, 11/30/16
Ast: 3, vs. Kennesaw St., 12/17/16
Blk: 1, 2x, last at Holy Cross, 11/20/16
Stl: 1, 3x, last at Providence, 12/10/16
Min: 26, vs. UCF, 12/3/16

FLOWERS' CAREER STATISTICS

YEAR	GP-GS	MIN/AVG	FGM-FGA/%	3PM-3PA/%	FTA-FTM/%	O-D-T REB/AVG	PF/DQ	AST	TO	BLK	STL	PTS/AVG
16-17	11-0	144/13.1	22-57/.386	17-45/.378	2-4/.500	7-28-35/3.2	13/0	7	8	2	4	63/5.7

55 BRISON GRESHAM

FRESHMAN • FORWARD/CENTER • 6-9 • 220

NEW ORLEANS, LA. • MCDONOUGH 35 HIGH SCHOOL • NOTRE DAME PREP

CAREER BESTS

Pts: 6, vs. Kennesaw St., 12/17/16
Rebs: 8, vs. Kennesaw St., 12/17/16
FGM: 3, vs. Kennesaw St., 12/17/16
FGA: 4, vs. Kennesaw St., 12/17/16
3FGM: -
3FGA: -
FTM: -
FTA: 2, 2x, last vs. UCF, 12/3/16
Ast: -
Blk: 3, vs. Kennesaw St., 12/17/16
Stl: 1, vs. UCF, 12/3/16
Min: 21, vs. Kennesaw St., 12/17/16

GRESHAM'S CAREER STATISTICS

YEAR	GP-GS	MIN/AVG	FGM-FGA/%	3PM-3PA/%	FTA-FTM/%	O-D-T REB/AVG	PF/DQ	AST	TO	BLK	STL	PTS/AVG
16-17	6-0	52/8.7	6-8/.750	0-0/.000	0-4/.000	4-11-15/2.5	13/0	1	3	5	1	12/2.0

10 MALIK HINES

SOPHOMORE • FORWARD • 6-10 • 255

JACKSON, MISS. • MURRAH HIGH SCHOOL

2016-17 SEASON BESTS

Pts: 14, vs. Wagner, 11/30/16
Rebs: 8, vs. Wagner, 11/30/16
FGM: 4, 2x, last vs. Pacific, 12/8/16
FGA: 6, vs. N.C. A&T, 12/13/16
3FGM: -
3FGA: -
FTM: 6, vs. Wagner, 11/30/16
FTA: 7, vs. Wagner, 11/30/16
Ast: 3, vs. N.C. A&T, 12/13/16
Blk: 2, 2x, last vs. Pacific, 12/8/16
Stl: 2, vs. Wagner, 11/30/16
Min: 27, vs. Wagner, 11/30/16

CAREER BESTS

Pts: 14, vs. Wagner, 11/30/16
Rebs: 8, vs. Wagner, 11/30/16
FGM: 4, 2x, last vs. Pacific, 12/8/16
FGA: 6, vs. N.C. A&T, 12/13/16
3FGM: -
3FGA: -
FTM: 6, vs. Wagner, 11/30/16
FTA: 7, vs. Wagner, 11/30/16
Ast: 3, vs. N.C. A&T, 12/13/16
Blk: 3, vs. Central Arkansas, 11/19/15
Stl: 2, vs. Wagner, 11/30/16
Min: 27, vs. Wagner, 11/30/16

HINES' CAREER STATISTICS

YEAR	GP-GS	MIN/AVG	FGM-FGA/%	3PM-3PA/%	FTA-FTM/%	O-D-T REB/AVG	PF/DQ	AST	TO	BLK	STL	PTS/AVG
15-16	16-0	158/9.9	6-13/.462	0-0/.000	5-8/.625	10-28-38/2.4	28/2	3	14	9	3	17/1.1
16-17	11-0	156/14.2	22-31/.710	0-0/.000	10-15/.667	13-26-39/3.5	26/2	9	11	6	8	54/4.9
TOTALS	27-0	314/11.6	28-44/.636	0-0/.000	15-23/.652	23-54-77/2.9	54/4	12	25	15	11	71/2.6

45 RASHAAN HOLLOWAY

SOPHOMORE • CENTER • 6-11 • 310

ELMER, N.J. • SCHALICK HIGH SCHOOL

2016-17 SEASON BESTS

Pts: 21, 2x, last at Providence, 12/10/16
Rebs: 9, at Providence, 12/10/16
FGM: 7, at Providence, 12/10/16
FGA: 11, at Providence, 12/10/16
3FGM: -
3FGA: 1, at Providence, 12/10/16
FTM: 9, vs. UMass Lowell, 11/11/16
FTA: 14, vs. UMass Lowell, 11/11/16
Ast: 1, 4x, last vs. N.C. A&T, 12/13/16
Blk: 3, 2x, last vs. Temple, 11/17/16
Stl: 1, 6x, last vs. Kennesaw St., 12/17/16
Min: 26, at Providence, 12/10/16

CAREER BESTS

Pts: 21, 2x, last at Providence, 12/10/16
Rebs: 9, at Providence, 12/10/16
FGM: 8, vs. VCU, 3/11/16
FGA: 11, 2x, last vs. Rhode Island, 3/10/16
3FGM: -
3FGA: 1, at Providence, 12/10/16
FTM: 9, vs. UMass Lowell, 11/11/16
FTA: 14, vs. UMass Lowell, 11/11/16
Ast: 2, vs. VCU, 3/11/16
Blk: 3, 3x, last vs. Temple, 11/17/16
Stl: 1, 12x, last vs. Kennesaw St., 12/17/16
Min: 29, vs. VCU, 3/11/16

HOLLOWAY'S CAREER STATISTICS

YEAR	GP-GS	MIN/AVG	FGM-FGA/%	3PM-3PA/%	FTA-FTM/%	O-D-T REB/AVG	PF/DQ	AST	TO	BLK	STL	PTS/AVG
15-16	30-14	350/11.7	66-111/.595	0-0/.000	23-58/.397	42-50-92/3.1	81/3	7	34	18	6	155/5.2
16-17	11-11	186/16.9	37-61/.607	0-1/.000	26-48/.542	15-39-54/4.9	32/1	5	23	10	6	100/9.1
TOTALS	41-25	536/13.1	103-172/.599	0-1/.000	49-106/.462	57-89-146/3.6	113/4	12	57	28	12	255/6.2

3 DEJON JARREAU

FRESHMAN • GUARD • 6-5 • 182

NEW ORLEANS, LA. • MCDONOUGH 35 HS

CAREER BESTS

Pts: 25, at Ole Miss, 11/14/16
Rebs: 8, at Ole Miss, 11/14/16
FGM: 6, 3x, last vs. Kennesaw St., 12/17/16
FGA: 13, 2x, last vs. Temple, 11/17/16
3FGM: 4, at Ole Miss, 11/14/16
3FGA: 9, at Ole Miss, 11/14/16
FTM: 9, at Ole Miss, 11/14/16
FTA: 14, at Ole Miss, 11/14/16
Ast: 8, vs. Pacific, 12/8/16
Blk: 3, vs. N.C. A&T, 12/13/16
Stl: 2, 2x, last at Holy Cross, 11/20/16
Min: 33, vs. Temple, 11/17/16

JARREAU'S CAREER STATISTICS

YEAR	GP-GS	MIN/AVG	FGM-FGA/%	3PM-3PA/%	FTA-FTM/%	O-D-T REB/AVG	PF/DQ	AST	TO	BLK	STL	PTS/AVG
16-17	9-8	207/23.0	25-63/.397	9-34/.265	21-29/.724	3-29-32/3.6	18/0	45	27	8	10	80/8.9

1 ZACH LEWIS

REDSHIRT JUNIOR • GUARD • 6-3 • 185

WINDSOR, CONN.

NORTHWEST CATHOLIC HS • CANISIUS

2016-17 SEASON BESTS

Pts: 20, at Ole Miss, 11/14/16
Rebs: 3, at Providence, 12/10/16
FGM: 6, at Ole Miss, 11/14/16
FGA: 14, at Ole Miss, 11/14/16
3FGM: 4, at Ole Miss, 11/14/16
3FGA: 10, at Ole Miss, 11/14/16
FTM: 4, at Ole Miss, 11/14/16
FTA: 6, at Ole Miss, 11/14/16
Ast: 3, vs. Kennesaw St., 12/17/16
Blk: 2, at Ole Miss, 11/14/16
Stl: 2, at Holy Cross, 11/20/16
Min: 35, vs. Harvard, 11/26/16

CAREER BESTS

Pts: 31, vs. Monmouth, 1/2/15
Rebs: 8, 2x, last at NJIT, 3/28/15
FGM: 11, vs. Monmouth, 1/2/15
FGA: 23, vs. Monmouth, 1/2/15
3FGM: 8, vs. Monmouth, 1/2/15
3FGA: 17, vs. Monmouth, 1/2/15
FTM: 8, at Manhattan, 2/6/15
FTA: 8, 2x, last at Manhattan, 2/6/15
Ast: 8, at Bowling Green, 3/21/15
Blk: 2, 3x, last at Ole Miss, 11/14/16
Stl: 7, vs. Holy Cross, 12/21/14
Min: 46, vs. Rider, 1/10/14

LEWIS' CAREER STATISTICS

YEAR	GP-GS	MIN/AVG	FGM-FGA/%	3PM-3PA/%	FTA-FTM/%	O-D-T REB/AVG	PF/DQ	AST	TO	BLK	STL	PTS/AVG
13-14 (Canisius)	32-19	913/28.5	101-253/.399	63-162/.389	38-51/.745	20-50-70/2.2	56/0	52	26	11	44	303/9.5
14-15 (Canisius)	33-33	1062/32.2	135-404/.334	75-238/.315	69-94/.734	17-82-99/3.0	71/1	83	62	7	52	414/12.5
15-16 (UMass)	Redshirting season as per NCAA Transfer Policy											
16-17 (UMass)	11-3	264/24.0	31-89/.348	14-53/.264	8-10/.800	2-10-12/1.1	21/0	17	11	3	9	84/7.6
TOTALS	76-55	2239/29.5	267-746/.358	152-453/.336	115-155/.742	39-142-181/2.4	148/1	153	99	21	105	801/10.5

4 UNIQUE MCLEAN

FRESHMAN • GUARD • 6-2 • 175

BROOKLYN, N.Y. • HOOSAC SCHOOL

CAREER BESTS

Pts: -
Rebs: -
FGM: -
FGA: -
3FGM: -
3FGA: -
FTM: -
FTA: -
Ast: -
Blk: -
Stl: -
Min: -

MCLEAN' CAREER STATISTICS

YEAR	GP-GS	MIN/AVG	FGM-FGA/%	3PM-3PA/%	FTA-FTM/%	O-D-T REB/AVG	PF/DQ	AST	TO	BLK	STL	PTS
16-17	-	-	-	-	-	-	-	-	-	-	-	-

11 RAYSHAWN MILLER

SOPHOMORE • GUARD • 6-1 • 200

BOSTON, MASS. • BOSTON LATIN ACADEMY

2016-17 SEASON BESTS

Pts: 3, vs. Pacific, 12/8/16
Rebs: -
FGM: 1, vs. Pacific, 12/8/16
FGA: 3, vs. Pacific, 12/8/16
3FGM: 1, vs. Pacific, 12/8/16
3FGA: 2, vs. Pacific, 12/8/16
FTM: -
FTA: -
Ast: -
Blk: -
Stl: -
Min: 1, vs. UMass Lowell, 11/11/16

CAREER BESTS

Pts: 3, vs. Pacific, 12/8/16
Rebs: 1, at Rhode Island, 3/3/16
FGM: 1, 2x, last vs. Pacific, 12/8/16
FGA: 3, vs. Pacific, 12/8/16
3FGM: -
3FGA: 1, 2x, last at Duquesne, 2/14/16
FTM: -
FTA: -
Ast: -
Blk: -
Stl: -
Min: 2, 5x, last at Rhode Island, 3/3/16

MILLER'S CAREER STATISTICS

YEAR	GP-GS	MIN/AVG	FGM-FGA/%	3PM-3PA/%	FTA-FTM/%	O-D-T REB/AVG	PF/DQ	AST	TO	BLK	STL	PTS/AVG
15-16	7-0	11/1.6	1-3/.333	0-2/.000	0-0/.000	0-1-1/0.1	2/0	0	1	0	0	2/0.3
16-17	2-0	5/2.5	1-3/.333	1-2/.500	0-0/.000	0-0-0/0.0	0/0	0	1	0	0	3/1.5
TOTALS	9-0	16/1.8	2-6/.333	1-4/.250	0-0/.000	0-1-1/0.1	2/0	0	2	0	0	5/0.6

2 LUWANE PIPKINS

FRESHMAN • GUARD • 5-11 • 185

CHICAGO, ILL. • BOGAN HIGH SCHOOL

CAREER BESTS

Pts: 27, vs. Kennesaw St., 12/17/16
Rebs: 9, vs. Temple, 11/17/16
FGM: 9, vs. Kennesaw St., 12/17/16
FGA: 22, vs. UCF, 12/3/16
3FGM: 8, vs. Kennesaw St., 12/17/16
3FGA: 14, vs. Kennesaw St., 12/17/16
FTM: 5, at Ole Miss, 11/14/16
FTA: 7, vs. Temple, 11/17/16
Ast: 6, at Holy Cross, 11/20/16
Blk: -
Stl: 8, vs. UMass Lowell, 11/11/16
Min: 36, at Providence, 12/10/16

PIPKINS' CAREER STATISTICS

YEAR	GP-GS	MIN/AVG	FGM-FGA/%	3PM-3PA/%	FTA-FTM/%	O-D-T REB/AVG	PF/DQ	AST	TO	BLK	STL	PTS/AVG
16-17	11-11	340/30.9	51-141/.362	28-92/.304	15-31/.484	8-29-37/3.4	26/0	32	19	0	36	145/13.2

34 ZACH TURCOTTE

SENIOR • FORWARD • 6-7 • 224

BOXFORD, MASS.

MASCONOMET REGIONAL HIGH SCHOOL

2016-17 SEASON BESTS

Pts: -
Rebs: -
FGM: -
FGA: 1, vs. UMass Lowell, 11/11/16
3FGM: -
3FGA: 1, vs. UMass Lowell, 11/11/16
FTM: -
FTA: -
Ast: -
Blk: -
Stl: -
Min: 2, vs. Pacific, 12/8/16


CAREER BESTS

Pts: 4, vs. Central Arkansas, 11/19/15
Rebs: 1, 3x, last vs. La Salle, 3/5/16
FGM: 2, vs. Central Arkansas, 11/19/15
FGA: 3, vs. Boston University, 12/2/15
3FGM: -
3FGA: 2, vs. Boston University, 12/2/15
FTM: -
FTA: -
Ast: 1, 2x, last vs. Boston U., 12/2/15
Blk: 1, vs. Boston University, 12/2/15
Stl: -
Min: 5, vs. Boston University, 12/2/15

TURCOTTE'S CAREER STATISTICS

YEAR	GP-GS	MIN/AVG	FGM-FGA/%	3PM-3PA/%	FTA-FTM/%	O-D-T REB/AVG	PF/DQ	AST	TO	BLK	STL	PTS/AVG
14-15	1-0	1/1.0	0-0/.000	0-0/.000	0-0/.000	0-0-0/0.0	0/0	1	0	0	0	0/0.0
15-16	7-0	13/1.9	2-5/.400	0-2/.000	0-0/.000	0-3-3/0.4	2/0	1	2	1	0	4/0.6
16-17	2-0	3/1.5	0-1/.000	0-1/.000	0-0/.000	0-0-0/0.0	0/0	0	0	0	0	0/0.0
TOTALS	10-0	17/1.7	2-6/.333	0-3/.000	0-0/.000	0-3-3/0.3	2/0	2	2	1	0	4/0.4

UNIVERSITY OF MASSACHUSETTS MEN'S BASKETBALL HEADSHOT ROSTER




DONTÉ CLARK
Guard • 6-4 • Jr.
Charlotte, N.C.



ZACH LEWIS
Guard • 6-3 • R-Jr.
Windsor, Conn.



LUWANE PIPKINS
Guard • 5-11 • Fr.
Chicago, Ill.




DEJON JARREAU
Guard • 6-5 • Fr.
New Orleans, La.



UNIQUE MCLEAN
Guard • 6-2 • Fr.
Brooklyn, N.Y.



CHRIS BALDWIN
Forward • 6-8 • Fr.
Springfield, Mass.



MALIK HINES
Forward • 6-10 • So.
Jackson, Miss.



RAYSHAWN MILLER
Guard • 6-1 • So.
Boston, Mass.



ZACH COLEMAN
Forward • 6-7 • R-Jr.
Dallas, Texas



C.J. ANDERSON
Guard • 6-6 • Jr.
Memphis, Tenn.



TYRN FLOWERS
Forward • 6-9 • Fr.
Waterbury, Conn.



SETH BERGER
Forward • 6-8 • R-Jr.
Seattle, Wash.



ZACH TURCOTTE
Forward • 6-7 • Sr.
Boxford, Mass.



RASHAAN HOLLOWAY
Center • 6-11 • So.
Elmer, N.J.



BRISON GRESHAM
Forward /Center • 6-9 • Fr.
New Orleans, La.



DEREK KELLOGG
Head Coach



SHYRONE CHATMAN
Associate Head Coach



ADAM GINSBURG
Assistant Coach



ANDY ALLISON
Assistant Coach




TOM DOHERTY
Director of Operations
Assistant To Head Coach



LOU ROE
Assistant Director of
Operations



MATTHEW VOGEL
Video Operations
Coordinator



RICH CASELLA
Strength and Conditioning
Coach



DAVE MACLUTSKY
Athletic Trainer