

MASSACHUSETTS MEN'S BASKETBALL

Media Contact: Cody Lahl // 845.750.4225 // clahl@admin.umass.edu

UMassAthletics.com // @UMassAthletics // @UMassBasketball

facebook.com/UMassAthletics // Radio: UMass Sports Network

2016-17 Schedule

(0-0 Overall, 0-0 Atlantic 10)

(0-0 Home, 0-0 Away, 0-0 Neutral)

DAY	DATE	OPPONENT ^{TV}	TIME [ET]
Fri.	N11	UMass Lowell	4 p.m.
Mon.	N14	at Ole Miss ^{SEC Network}	7 p.m.
Thurs.	N17	Temple ^{ASN}	7 p.m.
Sun.	N20	at Holy Cross (DCU Center)	1:05 p.m.
Sat.	N26	Harvard	1 p.m.
Wed.	N30	Wagner	7 p.m.
Sat.	D3	UCF	1 p.m.
Thurs.	D8	Pacific#	7 p.m.
Sat.	D10	at Providence ^{FS1}	Noon
Tues.	D13	North Carolina A&T#	7 p.m.
Sat.	D17	Kennesaw State#	1 p.m.
Thurs.	D22	Rider#	7 p.m.
Wed.	D28	at Georgia State	TBA
Fri.	D30	St. Bonaventure*	4 p.m.
Wed.	J4	at George Mason*	7 p.m.
Sat.	J7	at VCU* ^{NBCSN}	1 p.m.
Wed.	J11	Dayton* ^{CBSSN}	7 p.m.
Sun.	J15	at Rhode Island* ^{NBCSN}	2:30 p.m.
Wed.	J18	Saint Joseph's* ^{ASN}	7 p.m.
Sat.	J21	Fordham* ^{NBCSN}	12:30 p.m.
Wed.	J25	at Saint Louis*	7 p.m.
Sat.	J28	George Mason*	1 p.m.
Wed.	F1	at La Salle*	7 p.m.
Tues.	F7	Rhode Island* ^{CBSSN}	7 p.m.
Sat.	F11	at Saint Joseph's* ^{NBCSN}	2:30 p.m.
Wed.	F15	at Duquesne*	7 p.m.
Sat.	F18	Davidson* ^{NBCSN}	Noon
Thurs.	F23	at George Washington* ^{ASN}	7 p.m.
Sun.	F26	La Salle* ^{ASN}	1 p.m.
Wed.	M1	Richmond*	7 p.m.
Sat.	M4	at St. Bonaventure* ^{ASN}	4 p.m.

Atlantic 10 Championship (Pittsburgh, Pa.)

Wed.	M8	First Round ^{ASN}	TBA
Thurs.	M9	Second Round ^{NBCSN}	TBA
Fri.	M10	Quarterfinals ^{NBCSN}	TBA
Sat.	M11	Semifinals ^{CBSSN}	TBA
Sun.	M12	Championship Game ^{CBS}	TBA

*Atlantic 10 game // #Gotham Classic game // All times Eastern & subject to change // Home games are **bolded** and played at the Mullins Center in Amherst, Mass.

UPCOMING PROMOTIONS

Nov. 11 vs. UMass Lowell
1,000 free "Ball Is Life" t-shirts (students only)
Hoops For Troops (two free tickets with valid military ID)
UMass undergraduate student tickets are free

Nov. 17 vs. Temple #TBT Night
1,000 rally towels (students only)
UMass undergraduate student tickets are free

TABLE OF CONTENTS

Page 2 Quick Facts, Covering The Minutemen
Page 3 Numerical & Alphabetical Rosters
Page 4 Opponent Series Information
Pages 5-12 Game Notes & Miscellaneous Statistics
Page 13-14 UMass Season & Atlantic 10 Statistics
Page 15 The Last Time UMass...
Pages 16-17 Head Coach Derek Kellogg's Bio
Pages 18-32 2015-16 Minuteman Bios
Page 33 2016-17 Team & Staff Headshot Roster

UMASS VS. UMass LOWELL



Fri., Nov. 11
Mullins Center (9,493)
Amherst, Mass.



A-10 Digital Network
 Josh Maurer & Tim Collins



UMass Sports Network
 105.5 FM WEEI and 830 AM WCRN
 Josh Maurer and Tim Collins



Live Stats
 Available on UMassAthletics.com



Twitter
 @UMassBasketball
 @UMassAthletics



Instagram
 @UMassBasketball
 @UMassAthletics



Head-To-Head Series
 UMass leads, 4-2
 Last: UMass 80, UMass Lowell 57
 Dec. 6, 2016
 Curry Hicks Cage; Amherst, Mass.

RETURNING LEADERS

Points Donte Clark (515)
Points Per Game Donte Clark (16.1)
Rebounds C.J. Anderson (129)
Rebounds Per Game Zach Coleman (4.4)
Assists Donte Clark (73)
Assists Per Game Donte Clark (2.3)
Steals Donte Clark (28)
Steals Per Game Donte Clark (0.9)
Blocks Rashaan Holloway (18)
Blocks Per Game Rashaan Holloway (0.6)

2016-17 UMass MEN'S BASKETBALL ROSTER

NO.	NAME	POS	YR	MPG	PPG	RPG	A/S/B	SEASON AND/OR CAREER NOTE(S)
0	Donte Clark	G	Jr.	31.1	16.1	3.8	2.4a	Nine 20+ point outings, scored double-figures in 25 games in 2015-16
1	Zach Lewis	G	R-Jr.	-	-	-	-	Played two years at Canisius; redshirted 2015-16 per NCAA policy
2	Luwane Pipkins	G	Fr.	-	-	-	-	No. 7 in Illinois, No. 22 point guard and 4-star grade (ESPN)
3	DeJon Jarreau	G	Fr.	-	-	-	-	No. 62 in nation (ESPN), four-star grade (ESPN), No. 2 in Louisiana (ESPN)
4	Unique McLean	G	Fr.	-	-	-	-	No. 5 in Massachusetts (ESPN), three-star grade (ESPN)
5	Chris Baldwin	F	Fr.	-	-	-	-	No. 2 in state (ESPN), four-star grade (ESPN), Springfield, Mass., native
10	Malik Hines	F	So.	9.9	1.1	2.4	0.6b	Missed final 15 games of 2015-16 season due to lower body injury
11	Rayshawn Miller	G	So.	1.6	0.3	0.1	-	Made his 1st appearance with 2 points, 2 minutes played at Saint Joseph's
14	Zach Coleman	F	R-Jr.	17.8	4.0	4.4	1.1a	10 pts, 4 asts, 3 rebs, 1 stl, 0 turnovers, 26 minutes at Saint Joseph's
23	C.J. Anderson	G	Jr.	24.2	3.5	4.0	2.1a	Started 11 games at PG after coming off bench in first 18 games
24	Tyrn Flowers	F	Fr.	-	-	-	-	No. 4 in Connecticut (ESPN), 3-time CT state champion (Sacred Heart HS)
33	Seth Berger	F	R-Jr.	19.5	5.2	3.3	0.5s	8 points (3-4 FG, 2-3 3FG), 3 steals, 14 minutes at St. Bonaventure
34	Zach Turcotte	F	Sr.	1.9	0.6	0.4	0.1b	Shot 2-of-2 from floor for 4 points vs. Central Arkansas
45	Rashaan Holloway	C	So.	11.7	5.2	3.1	0.6b	10.6 points (23-for-39 FGs [59.0 pct], 5.6 rebounds, 1.6 blocks last five games
55	Brison Gresham	F/C	Fr.	-	-	-	-	No. 7 in Louisiana (ESPN), three-star recruit (ESPN), HS teammate of Jarreau

UNIVERSITY OF MASSACHUSETTS MEN'S BASKETBALL GAME NOTES
COVERING THE MINUTEMEN (WEEK OF SUNDAY, NOV. 6, 2016)

SUNDAY	MONDAY	TUESDAY	WEDNESDAY	THURSDAY	FRIDAY	SATURDAY
* No media availability	* No media availability	* No media availability	* Head coach Derek Kellogg and players available at 2 p.m. in the Champions Center.	* No media availability	* Game against UMass Lowell at the Mullins Center broadcast on the A-10 Digital Network at 4 p.m.	* No media availability

2016-17 TEAM QUICK FACTS

UNIVERSITY OF MASSACHUSETTS INFORMATION

Location	Amherst, Mass.
Founded	1863
Enrollment	29,269
Nickname	Minutemen
Colors	Maroon (PMS 506) and White
Affiliation	NCAA Division I
Conference	Atlantic 10
President	Martin T. Meehan (UMass Lowell '78)
Chancellor	Kumble Subbaswamy (Indiana [Pa.] '75)
Athletic Director	Ryan Bamford (Ithaca '00)

MEN'S BASKETBALL TEAM HISTORY

Program Started	1899-1900
All-Time Program Record	1,262-1,113 (.531)
All-Time Conference Record	474-334 (.587)
NCAA Tournament Appearances/Last	Nine/2013-14 Second Round
All-Time NCAA Tournament Record	11-9
NIT Appearances/Last	13/2012-13 First Round
All-Time NIT Record	13-14

HOME VENUE INFORMATION

Home Court	William D. Mullins Memorial Center (9,493)
Debut	Feb. 4, 1993

MEN'S BASKETBALL STAFF

Head Coach (Alma Mater)	Derek Kellogg (Massachusetts, '95)
Record at Massachusetts/Years	140-119 (.541)/Ninth
Career Record/Years	Same
Associate Head Coach	Shyrone Chatman (Memphis '02)
Assistant Coaches	Adam Ginsburg (Buffalo '97); Andy Allison (Youngstown State '00)
Director of Operations	Tom Doherty (Dowling '00)
Assistant Director of Operations	Lou Roe (Massachusetts '13)
Video Operations Coordinator	Matt Vogel (Massachusetts '09)
Academic Advisor	Matt Komer (Massachusetts '96)
Athletic Trainer	Dave Maclutsky (SUNY Brockport '96)
Strength & Conditioning Coach	Rich Casella (Massachusetts '13)
Administrative Assistant	Bonnie Otto

TEAM INFORMATION

2015-16 Overall Record	14-18
2015-16 Atlantic 10 Record/Finish	6-12/t-10th
Starters Returning/Lost	1/4
Letterwinners Returning/Lost	8/5
Newcomers	6

UMASS MEN'S BASKETBALL GAME WEEK

A-10 WEEKLY TELECONFERENCE

Each Monday morning during the Atlantic 10 Conference league slate (January through March), all A-10 coaches will participate in a weekly teleconference with the media. UMass head coach **Derek Kellogg** and his Atlantic 10 compatriots will address questions directly from the media beginning at 10 a.m. Interested media outlets looking to participate in the A-10 teleconference should call Drew Dickerson at 757-706-3058 for the teleconference number and login credentials.

COACH AND STUDENT-ATHLETE INTERVIEWS

The UMass Athletic Communications Office organizes all interviews for the men's basketball program, its coaches, student-athletes and administrative support staff. Submitted all interview requests to primary contact **Cody Lahl** (clahl@admin.umass.edu or 845-750-4225) ahead of the expected interview time, preferably 24 hours notice, to give the staff the time needed to organize the interview. Personal phone numbers for student-athletes, coaches or administrators will not be given out to the media.

CREDENTIAL REQUESTS

Please submit all game credential requests for contests at the Mullins Center to men's basketball contact **Cody Lahl** at clahl@admin.umass.edu. Please submit your credential requests a minimum of one week in advance of the contest to all for shipping and delivery.

POSTGAME MEDIA ACCESS

All postgame interviews for home games played in the Mullins Center will be held in the Green Room following a 10-minute cooling off period. The visiting head coach and selected visiting players will be available for the media first followed by UMass head coach **Derek Kellogg** and his Minutemen. The media will not be given access to team-specific areas, such as the locker room, for interviews.

UMASS ATHLETIC COMMUNICATIONS STAFF

Address	290 Boyden Building
.....	131 Commonwealth Ave.
.....	Amherst, MA 01003
Website	UMassAthletics.com
Twitter	@UMassAthletics; @UMassBasketball; @CoachKellogg
Men's Basketball Contact	Cody Lahl; Associate Director, Athletic Communications
Email	clahl@admin.umass.edu
Phone	845-750-4225 (preferred method of contact)
Associate AD/Communications & PR	Molly O'Mara (FB, Ryan Bamford)
Assistant AD/Communications	John Sinnett (WSOC, MSOC, WBB, WLAX, S&D, TEN)
Associate Director, Communications	Jillian Jakuba (HCK, BB, XC, TF)
Assistant Director, Communications	TBA

UNIVERSITY OF MASSACHUSETTS MEN'S BASKETBALL ROSTER

NUMERICAL ROSTER

No.	Name	Pos.	Ht./Wt.	Year	Hometown/High School/Previous College
0	Donte Clark	G	6-4/192	Jr.	Charlotte, N.C./Hargrave Military Academy (Va.)
1	Zach Lewis	G	6-3/185	R-Jr.	Windsor, Conn./Northwest Catholic/Canisius
2	Luwane Pipkins	G	5-11/185	Fr.	Chicago, Ill./Bogan
3	DeJon Jarreau	G	6-5/182	Fr.	New Orleans, La./McDonough 35
4	Unique McLean	G	6-2/175	Fr.	Brooklyn, N.Y./The MacDuffie School (Mass.)
5	Chris Baldwin	F	6-8/235	Fr.	Springfield, Mass./Notre Dame Prep
10	Malik Hines	F	6-10/255	So.	Jackson, Miss./Murrah
11	Rayshawn Miller	G	6-1/200	So.	Boston, Mass./Boston Latin Academy
14	Zach Coleman	F	6-7/218	R-Jr.	Dallas, Texas/Woodrow Wilson
23	C.J. Anderson	G	6-6/207	Jr.	Memphis, Tenn./Arlington
24	Tyrn Flowers	F	6-9/202	Fr.	Waterbury, Conn./Sacred Heart HS
33	Seth Berger	F	6-8/212	R-Jr.	Seattle, Wash./Ballard
34	Zach Turcotte	F	6-7/224	Sr.	Boxford, Mass./Masconomet Regional
45	Rashaan Holloway	C	6-11/320	So.	Elmer, N.J./Schalick
55	Brison Gresham	F/C	6-9/220	Fr.	New Orleans, La./McDonough 35

ALPHABETICAL ROSTER

No.	Name	Pos.	Ht./Wt.	Year	Hometown/High School/Previous College
23	C.J. Anderson	G	6-6/207	Jr.	Memphis, Tenn./Arlington
5	Chris Baldwin	F	6-8/235	Fr.	Springfield, Mass./Notre Dame Prep
33	Seth Berger	F	6-8/212	R-Jr.	Seattle, Wash./Ballard
0	Donte Clark	G	6-4/192	Jr.	Charlotte, N.C./Hargrave Military Academy (Va.)
14	Zach Coleman	F	6-7/218	R-Jr.	Dallas, Texas/Woodrow Wilson
24	Tyrn Flowers	F	6-9/202	Fr.	Waterbury, Conn./Sacred Heart HS
55	Brison Gresham	F/C	6-9/220	Fr.	New Orleans, La./McDonough 35
10	Malik Hines	F	6-10/255	So.	Jackson, Miss./Murrah
45	Rashaan Holloway	C	6-11/320	So.	Elmer, N.J./Schalick
3	DeJon Jarreau	G	6-5/182	Fr.	New Orleans, La./McDonough 35
1	Zach Lewis	G	6-3/185	R-Jr.	Windsor, Conn./Northwest Catholic/Canisius
4	Unique McLean	G	6-2/175	Fr.	Brooklyn, N.Y./The MacDuffie School (Mass.)
11	Rayshawn Miller	G	6-1/200	So.	Boston, Mass./Boston Latin Academy
2	Luwane Pipkins	G	5-11/185	Fr.	Chicago, Ill./Bogan
34	Zach Turcotte	F	6-7/224	Sr.	Boxford, Mass./Masconomet Regional

Head Coach: Derek Kellogg (Massachusetts '95), Ninth Season
Associate Head Coach: Shyrone Chatman (Memphis '02), Ninth Season
Assistant Coach: Adam Ginsburg (Buffalo '97), 12th Season
Assistant Coach: Andy Allison (Youngstown State '00), Ninth Season
Director of Basketball Operations: Tom Doherty (Dowling '00), Sixth Season
Assistant Director of Operations: Lou Roe (Massachusetts '13), Fourth Season
Video Operations Coordinator: Matthew Vogel (Massachusetts '09), Eighth Season
Strength and Conditioning Coach: Rich Casella (Massachusetts '13), Third Season
Athletic Trainer: Dave Maclutsky (SUNY Brockport '96), 10th Season

BY POTENTIAL POSITIONS

Forward (7) Chris Baldwin Seth Berger Zach Coleman Tyrn Flowers Brison Gresham Malik Hines Zach Turcotte	Guard (7) C.J. Anderson Donte Clark DeJon Jarreau Zach Lewis Unique McLean Rayshawn Miller Luwane Pipkins
Center (2) Brison Gresham Rashaan Holloway	

BY ELIGIBILITY

Senior (1) Zach Turcotte	Sophomore (3) Malik Hines Rashaan Holloway Rayshawn Miller
Junior (5) C.J. Anderson Seth Berger (RS) Donte Clark Zach Coleman (RS) Zach Lewis (RS)	Freshman (6) Chris Baldwin Tyrn Flowers Brison Gresham DeJon Jarreau Unique McLean Luwane Pipkins

BY HOME STATE

Connecticut Tyrn Flowers Zach Lewis	New York Unique McLean
Illinois Luwane Pipkins	North Carolina Donte Clark
Louisiana Brison Gresham DeJon Jarreau	Mississippi Malik Hines
Massachusetts Chris Baldwin Rayshawn Miller Zach Turcotte	Tennessee C.J. Anderson
New Jersey Rashaan Holloway	Texas Zach Coleman
	Washington Seth Berger

GAMES PLAYED & STARTED

CAREER TOTAL BY PLAYER

MINUTEMAN	GAMES	STARTS
C.J. Anderson	61	12
Seth Berger	57	15
Donte Clark	64	50
Zach Coleman	59	11
Malik Hines	16	-
Rashaan Holloway	30	14
Rayshawn Miller	6	-
Zach Lewis	66*	53*
Zach Turcotte	7	-

*At Canisius College (2013-15)

PRONUNCIATION GUIDE

Donte Clark	dahn-TAY
Tyrn Flowers	ty-RIN
Brison Gresham	BRY-son (rhymes with "tie")
Rashaan Holloway	ruh-SHAWN HALL-oh-WAY
Malik Hines	muh-LEEK
DeJon Jarreau	duh-john juh-ROW
Luwane Pipkins	lew-WAHN
Zach Turcotte	turr-COT

UNIVERSITY OF MASSACHUSETTS MEN'S BASKETBALL GAME NOTES

MASSACHUSETTS-UMASS LOWELL SERIES HISTORY

Jan. 21, 1907	Away	L, 17-6
Feb. 7, 1929	Home	W, 35-15
Dec. 12, 1938	Home	W, 41-22
Dec. 14, 1988	Home	W, 84-60
Nov. 28, 1989	Home	L, 70-69
Dec. 6, 1990	Home	W, 80-57

UMASS LOWELL MEN'S BASKETBALL QUICK FACTS

2016-17 Record	0-0 Overall, 0-0 America East
2015-16 Finish	11-18 Overall, 7-9 America East
2015-16 Conference Postseason	None
Head Coach (Alma Mater)	Pat Duquette (Williams College '93)
Duquette At UMass Lowell/Year	33-53/Fourth
Duquette Career Head Coaching Record/Year	Same

MASSACHUSETTS-UMASS LOWELL SERIES

All-Time Series	Massachusetts leads, 4-2
Last Meeting	Massachusetts 80, UMass Lowell 57 Curry Hicks Cage • Amherst, Mass. • Dec. 6, 1990
All-Time At Massachusetts	Massachusetts leads, 4-1
All-Time At UMass Lowell	UMass Lowell leads, 1-0
All-Time At A Neutral Venue	None
Current Streak	Massachusetts, one game
The Series Under Head Coach Derek Kellogg	First meeting
In Games Going To Overtime	None
Longest Massachusetts Win Streak	Three games (Feb. 7, 1929 - Dec. 14, 1988)
Longest Massachusetts Home Win Streak	Three games (Feb. 7, 1929 - Dec. 14, 1988)
Longest Massachusetts Away Win Streak	None
Longest Massachusetts Neutral Site Win Streak	None
Longest UMass Lowell Win Streak	One game, twice
Longest UMass Lowell Home Win Streak	One game
Longest UMass Lowell Away Win Streak	One game
Longest UMass Lowell Neutral Site Win Streak	None
Most Points By Massachusetts*	84 on Dec. 14, 1988 (W, 84-60)
Most Points By UMass Lowell*	70 on Nov. 28, 1989 (L, 70-69)
Fewest Points By Massachusetts*	6 on Jan. 21, 1907 (L, 17-6)
Fewest Points By UMass Lowell*	15 on Feb. 7, 1929 (W, 35-15)

*W-L reflects Massachusetts outcome

MASSACHUSETTS-UMASS LOWELL PREVIEW

University of Massachusetts men's basketball's faces UMass Lowell for the first time since the River Hawks elevated to NCAA Division I with a Fri., Nov. 11 contest in the Mullins Center at 4 p.m. It marks the season-opener for both teams.

The Minutemen are 4-2 all-time against UMass Lowell, though the most recent contest between the teams was back in the 1990-91 campaign. Massachusetts won, 80-57 in the Curry Hicks Cage.

The River Hawks finished last season 11-18 overall, their third year as an NCAA Division I program. However, the squad returns the core of its team with nine returning letterwinners, including four starters. The returning veterans include Jahad Thomas (14.5 points, 7.4 rebounds, 3.4 assists per game), Isaac White (11.5, 2.8, 2.4) and Matt Harris (10.1, 2.3, 1.3).

Pat Duquette is in his fourth season as the team's head coach and sports a 33-53 mark during his tenure. He is a graduate of Williams College in Williamstown, Massachusetts, and previously worked as an assistant coach and associate head coach at Boston College (1997-2010) and associate head coach at Northeastern (2011-13).

UNIVERSITY OF MASSACHUSETTS MEN'S BASKETBALL GAME NOTES

UMASS BASKETBALL FASTBREAK POINTS

University of Massachusetts men's basketball...

- Head coach **Derek Kellogg** is in his ninth season at the helm of the program in 2015-16. Kellogg, a 1995 graduate of the University of Massachusetts, sports a 140-119 career record currently, the third-most wins by a head coach in the more-than 100 year history of the program.
- Head coach **Derek Kellogg** inked a recruiting class that ranks among the most highly touted nationally with **Chris Baldwin**, **Tyrn Flowers**, **Brison Gresham**, **DeJon Jarreau** and **Unique McLean**. The quintet combined to give the Minutemen the top class in the A-10 according to 247Sports, ESPN and Rivals. The rankings do not reflect the addition of **Luwane Pipkins** (2015-16 academic non-qualifier) or **Zach Lewis** (transfer from Canisius College).
- Dropped triple digits on New Orleans (103) and Duquesne (108) in 2015-16, marking the first season for UMass with multiple 100+ point performances since 2006-07 when the Minutemen had three such games.
- Tied a program single-game record with 16 made 3-pointers vs. Central Arkansas on Nov. 19, 2015. The only previous contest with 16 made 3-pointers was vs. Duquesne on Feb. 25, 2009. UMass tied its record of 16 made through only 29 attempts, 10 fewer than the Feb. 25, 2009 game vs. Duquesne.
- Matched its program record for 3-pointers made in a game again with 16 more conversions against Clemson during the 82-65 win over Clemson on Nov. 23, 2015.
- Currently sported the second-best 3-point field goal percentage defense in the A-10 as UMass limited its opponents to a 31.3 percent conversion rate (215-of-687). The Minutemen held their opponents at or under 30 percent on 16 occasions during the 2015-16 season.
- Erased a 14-point second half deficit against Howard, the fifth-largest disadvantage overcome in the **Derek Kellogg** era. The only larger second half margin erased came at Drexel during the NIT Quarterfinals in March 20, 2012 when UMass fought back for a 72-70 win after trailing by 17 points.
- The team has also turned around double-digit disadvantages vs. New Orleans, LIU Brooklyn, Rhode Island at home and Duquesne this season to give the team five wins when trailing by 10 or more. Kellogg's Minutemen have a penchant for such comebacks with 19 during his 256 games as head coach.
- Alum **Marcus Camby** is a member of the Atlantic 10 Legends Class of 2016. During three seasons with the Minutemen from 1993-96, Camby helped the squad win 92 games while he took home the 1996 John R. Wooden Award and Naismith National Player of the Year in leading the Minutemen to the Final Four and a 35-2 record that season.
- Guard **Jabarie Hinds** earned a share of the Atlantic 10 Co-Sixth Man of the Year Award as a redshirt senior in 2015-16. Hinds finished the year averaging 14.5 points per game and sported a +1.78 assist-to-turnover ratio.
- Guard **Trey Davis** won USBWA All-District I Team during his senior season in 2015-16. The district includes all NCAA Division I schools in Connecticut, Maine, Massachusetts, New Hampshire, Rhode Island and Vermont. Davis led all Minutemen and finished third in the conference in free throw percentage (.876) and fourth for points per game (18.7).
- Guard **Trey Davis** scored 40 points in the 103-95 win vs. New Orleans earned in overtime, the second-most in the history of the program, the highest total recorded by a player in the Mullins Center and currently one of only 28 games of at least 40 points across NCAA Division I men's basketball.
- Sophomore **Donte Clark** added 30 points against New Orleans, which gave the Minutemen their first game with two scorers over 30 points in the same contest in nearly five decades. The only other instance was **Billy Tindall** (33) and **Clarence Hill** (32) at AIC on Jan. 4, 1966.
- Senior **Trey Davis** had three games with 30 or more points during 2015-16, making him the first UMass player with 30 or more points in three games since **Anthony Gurley** (2010-11) to have as many in one season. He had 40 vs. New Orleans (Dec. 16), 36 vs. Saint Louis (Jan. 23) and 30 at Davidson (Jan. 16).
- The guard trio of **Donte Clark**, **Trey Davis** and **Jabarie Hinds** provide 67.1 percent of the offense on average with a combined 49.3 points per game for the Minutemen. At least one of the three recorded the most points by a Minuteman in 30 of the 32 games played by the team this season.
- The Minutemen moved into their new home during the Summer 2015, the John Francis Kennedy Champions Center for UMass Basketball. The 53,000 square foot dedicated facility features full practice courts, a strength and conditioning suite, state-of-the-art athletic training space, office and meeting areas for the coaches and team, a theatre-style film room, a UMass basketball hall of fame as well as additional spaces for team meals, equipment management and miscellaneous team-related resources.

CLARK CHOSEN TO ATLANTIC 10 PRESEASON THIRD TEAM

University of Massachusetts junior guard **Donte Clark** picked up an Atlantic 10 Preseason All-Conference Third Team honor, as announced by the league. Clark averaged 16.1 points per game as a sophomore with 3.8 rebounds and 2.3 assists per game.

Clark is one of only five non-seniors chosen to the Atlantic 10 Preseason Awards listing.

MINUTEMEN SET TO DEPLOY THE YOUNG GUNS

UMass men's basketball's 2016-17 roster features only one senior, walk-on **Zach Turcotte**. The remainder of the roster breaks down to five juniors, three sophomores and six freshmen. The Minutemen are the only team in the Atlantic 10 with a one-man senior class.

MAXING OUT OUR TIME IN THE MULLINS CENTER

UMass men's basketball's will play 18 regular season home games at the Mullins Center in 2016-17, a one-year record for the program. Massachusetts also played 18 games at the Mullins Center in 2010-11, which included one Atlantic 10 Tournament contest along with 17 regular season contests in the building.

KELLOGG RANKS AMONG WINNINGEST COACHES IN A-10 HISTORY

Head coach **Derek Kellogg** ranks among the winningest coaches in the history of the Atlantic 10 Conference with 140 victories at the helm of the UMass program. He ranks 13th all-time among Atlantic 10 head coaches and is fourth among current leaders behind Phil Martelli (375; Saint Joseph's), Chris Mooney (187; Richmond), John Giannini (175; La Salle) and Mark Schmidt (146; St. Bonaventure).

HIGHLY-TOUTED QUINTET FILLS OUT LATEST RECRUITING CLASS

Head coach **Derek Kellogg** brought five new members to the program on during the 2015-16 signing periods as **Chris Baldwin**, **Tyrn Flowers**, **DeJon Jarreau**, **Brison Gresham** and **Unique McLean** signed their National Letters of Intent to compete for the Maroon and White beginning in 2016-17. The quintet combined to earn a national ranking across the three major recruiting services: 247Sports, ESPN and Rivals. In addition to the praise heaped on the individual student-athletes, Kellogg's signees represent the top ranked class across all Atlantic 10 programs.

Baldwin, the No. 2 ranked player in Massachusetts and a four-star recruit via ESPN, hails from Springfield where he attended Notre Dame Prep.

Flowers, a unanimous three-star selection, held the No. 4 spot for the State of Connecticut according to ESPN and 247Sports. He won three consecutive state championships with Sacred Heart High School as a sophomore, junior and senior.

Gresham, who was a teammate with Jarreau at McDonogh 35 High School in New Orleans before he joined Baldwin at Notre Dame Prep, ranked No. 7 among players from the state of Louisiana according to 247Sports with an overall grade of 92.

ESPN also touts the abilities of Jarreau, who is a four-star player tabbed No. 61 overall in their top-100 listing with more than 20 offers from NCAA Division I programs across the country.

McLean, who played locally at the MacDuffie School in Granby, chose the Minutemen over Rutgers and a trio of other Atlantic 10 institutions in Dayton, Fordham and Rhode Island.

Luwane Pipkins joins the class after he was a non-qualifier as a freshman in 2015-16. The 2014 signee is a four-star recruit according to ESPN and listed as a three-star player with a grade of 88 by 247Sports. Pipkins was also the No. 7 recruit in the state of Illinois via ESPN, No. 22 at point guard nationally and No. 23 in his region while he was slated as the No. 9 recruit in the state and 41st at the point guard position by 247Sports.

NEW NUMBER, WHO DIS?

Four returning Minutemen changed their numbers prior to the 2016-17 season. **Seth Berger** dropped 24 in favor of 33, **Zach Coleman** switched from 13 to 14, **Rayshawn Miller** moved off of 35 to 11 and **Zach Turcotte** changed from 55 to 34.

In addition to the returnees with new numbers, the rookies will be playing for the first time in No. 2 (**Luwane Pipkins**), No. 3 (**DeJon Jarreau**), No. 4 (**Unique McLean**), No. 5 (**Chris Baldwin**), No. 24 (**Tyrn Flowers**) and No. 55 (**Brison Gresham**).

Zach Lewis, a redshirt junior transfer in his first season of competition at UMass, will wear No. 1.

CHATMAN PROMOTED TO ASSOCIATE HEAD COACH

University of Massachusetts men's basketball head coach **Derek Kellogg** announced ninth-year staff member **Shyrome Chatman's** elevation to associate head coach on Sept. 8. Chatman's first season as associate head coach doubles as his sixth campaign on the coaching staff after he spent the previous five years as an assistant.

Since moving to the role of assistant coach with recruiting and on-court responsibilities five seasons ago, UMass has produced 101 victories, posted three 20-win seasons and, in 2014, made the school's ninth all-time NCAA Tournament trip and first since the 1997-98 campaign. With Chatman's help, the Minutemen also made a pair of NIT appearances, including an NIT Final Four showing in 2012, and reached the Atlantic 10 Tournament semifinals on two occasions.

Before his promotion to assistant coach, Chatman served as the director of player personnel in his first three seasons with the University of Massachusetts men's basketball program. He joined UMass after two seasons on-staff at his alma mater, the University of Memphis.

UNIVERSITY OF MASSACHUSETTS MEN'S BASKETBALL GAME NOTES

MEN'S BASKETBALL TEAM JOINS 2016 ABILITY EXPERIENCE FUNDRAISER

All members of the UMass men's basketball team joined in the Pi Kappa Phi 2016 Ability Experience fundraiser, which included a 36-hour bike-a-thon to help raise awareness and donations for those who live with disabilities.

During their time spent at the fundraiser, the Minutemen participated in the bike-a-thon and handed out flyers to students passing by the on-campus fundraiser.

MINUTEMEN IN PRIMETIME

University of Massachusetts men's basketball will play 14 televised regular season games during the 2016-17 season, and will appear on an array of networks, including ASN, CBSSN, FS1, NBCSN and the SEC Network.

American Sports Network (ASN): Temple (Nov. 17), Saint Joseph's (Jan. 18), at George Washington (Feb. 23), La Salle (Feb. 26) and at St. Bonaventure (March 4)

CBS Sports Network (CBSSN): Dayton (Jan. 11) and Rhode Island (Feb. 7)

Fox Sports One (FS1): at Providence (Dec. 10)

NBC Sports Network (NBCSN): at VCU (Jan. 7), at Rhode Island (Jan. 15), Fordham (Jan. 21), at Saint Joseph's (Feb. 11) and Davidson (Feb. 18)

SEC Network: at Ole Miss (Nov. 14)

CLARK STEADY AS THEY COME

Donte Clark produced 16.1 points per game over the 18-game league season in a continuation of his success from non-conference play. Clark scored double-figures in 15 of those games, including 20 vs. Saint Joseph's, 21 at No. 25 Dayton and vs. George Washington to go with 22 in the win over VCU, 23 at Richmond and 25 at home against St. Bonaventure. He finished 15th in the A-10 for scoring during the entire season and in league-only play.

Clark averaged a similar total (17.6 points scored per game) during the non-conference slate as he produced 209 during 12 out-of-league games.

ANDERSON THE FACILITATOR

C.J. Anderson sported a +1.81 assist-to-turnover ratio on the season (67 assists, 37 turnovers), which improved to +1.95 in the final 18 games (41 assists, 21 turnovers). He earned multiple assists in 12 of those contests and only coughed up more than one turnover on five occasions in that span.

CLARK PICKS UP EVEN BETTER THAN WHERE HE LEFT OFF

Donte Clark scored in double figures during each of the final five games of his true freshman season in 2014-15 and averaged 14.4 points per game in the span. Over his sophomore campaign, Clark averaged 16.1 points per game, which stands 13th overall in the A-10 as of the end of the regular season. He shot 41.0 percent overall (157-of-383), including 33.9 percent from beyond the arc (62-of-183), and hit 139 of his 185 free throws (75.1 percent).

500+ POINTS IN A SEASON UNDER KELLOGG

Name	Points (Per Game)	Season
Chaz Williams	627 (16.9)	2011-12
Ricky Harris	613 (19.8)	2009-10
Anthony Gurley	560 (18.7)	2010-11
Trey Davis	559 (18.6)	2015-16
Ricky Harris	546 (18.2)	2008-09
Chaz Williams	516 (15.6)	2013-14
Donte Clark	515 (16.1)	2015-16
Chaz Williams	510 (15.5)	2012-13

CLARK WORKING HIS WAY TO THAT COMMA

Despite only entering his junior season in 2016-17, **Donte Clark** already surpassed 800 career points. Clark begins the season with 822, an average of 12.8 per game played since the beginning of his freshman year (64 contests).

Clark expedited his process of getting to 1,000 points through his stellar sophomore season that includes 16.1 points per game (515 over 32 games), a 41.0 field goal percentage and 139 free throws made in 185 taken (75.1 percent).

BETTER LATE THAN NEVER

Freshman center **Rashaan Holloway** finished the year with 13 blocks in the last 13 games after he had five during the opening 19 contests. **Cady Lalanne** was the last UMass freshman center with at least 10 blocks in his inaugural season when the recent NBA draft pick had 21 in 2011-12. Holloway ranked tied for second on the team in blocks (**Antwan Space**) and had the most among underclassmen.

A POINT GUARD WHO GETS THE BOARDS

Point guard **C.J. Anderson** produced 11 rebounds in his second contest as a starter when he had as many during the overtime home game against Fordham. It fell one shy of tying his personal best for a single game (12 vs. Central Arkansas, Nov. 19, 2015).

He was one of only three Minuteman this season with multiple double-digits rebound performances (**Antwan Space**: 10 vs. Saint Louis; Jan. 23 & 17 at Duquesne; Feb. 14 and **Trey Davis**: 10 rebounds at Fordham; Feb. 17 & 12 vs. La Salle; March 5).

CLARK POSTS 20-POINTERS TOO

After he had three games with 20 or more points in 2014-15 over 30 appearances, **Donte Clark** tripled last year's output with nine in 32 games as a sophomore. Clark provided 20 or more versus Clemson (25; Nov. 23), Ole Miss (24; Dec. 5), New Orleans (30; Dec. 16), LIU Brooklyn (21; Dec. 29), No. 25 Dayton (21; Jan. 6), St. Bonaventure (25; Jan. 9) and Richmond (23; Feb. 6), VCU (22; Feb. 11) and Saint Joseph's (20; Feb. 24).

UMASS IN THE MULLINS CENTER

Since the beginning of the 2011-12 season, the Minutemen are 54-19 overall (.738) and 27-15 in Atlantic 10 contests (.643) in the Mullins Center.

UMass completed its 23rd season playing at the Mullins Center in the Spring 2016 and holds an all-time record of 222-94 (.703) at the facility. The Minutemen also own a 122-63 (.659) historical mark in regular season Atlantic 10 Conference games at the Mullins Center, and a 4-2 ledger in Atlantic 10 Tournament contests. The first game was played on Feb. 4, 1993, when UMass bested West Virginia, 64-59 in overtime.

AIMING FOR 80-A-GAME

UMass is nearly perfect this season when it scores at least 80 points in a game at 7-1. When the Maroon and White score fewer than 80 points the squad is 5-16 overall. The 80+ point games include Howard, (85-79), Central Arkansas (89-62), Clemson (82-65), Boston University (99-69), New Orleans (103-95 [OT]), LIU Brooklyn (83-79) and Duquesne (108-99 [OT]).

The wins when scoring fewer than 80 points came at Harvard, 69-63 on Nov. 17; at La Salle, 74-67 on Jan. 3, against Rhode Island in overtime, 61-56 on Feb. 2; over VCU, 69-63; vs. George Mason, 70-64 and in the Atlantic 10 Championship Second Round over Rhode Island, 67-62. The lone loss is the 85-83 defeat at St. Bonaventure on Feb. 27.

SHOOTING THEIR WAY TO VICTORIES

When the Minutemen outshoot their opponents, UMass sports 12 wins in 16 chances. However, when the opposition holds a higher conversion rate, Massachusetts is 2-14 on the year.

GUARD TRIO GOES OFF FOR UNIVERSITY OF SPLASH-ACHUSETTS

Starting guards **Donte Clark** and **Trey Davis** and **Jabarie Hinds** all ranked among the 20 highest scoring players across the Atlantic 10 in 2015-16. Davis was first among Minutemen with 18.7 points per game (fourth in A-10), followed by Clark (16.1; 15th) and Hinds (14.5; 20th). Richmond and St. Bonaventure are the only other Atlantic 10 schools that have three shooters among the top-20 in scoring.

Each of the three eclipsed double-digits in scoring during the same game on 13 occasions. Davis led the way with 16 games of 20 or more points while Clark sported nine and Hinds owned seven. The last trio to average 14.0 or more points was **Mike Pyatt** (15.6), **Mark Donoghue** (15.5) and **Jim Town** (14.9) in 1975-76.

FIVE 30+ POINT GAMES MARKED MOST IN 20 YEARS

Three 30+ point performances by **Trey Davis** (40 vs. New Orleans; 30 at Davidson; 36 vs. Saint Louis) and one each from **Donte Clark** (30 vs. New Orleans) and **Jabarie Hinds** (37 at Duquesne) gives UMass men's basketball its most 30-point individual performances since the team had seven in 1995-96 (**Marcus Camby** 5; **Donta Bright** 1; **Carmelo Travieso** 1).

MOST 30+ POINT GAMES BY SEASON

No.	Season	30+ Point Game Performers
8	1970-71	Julius Erving (8)
7	1995-96	Marcus Camby (5), Donta Bright (1), Carmelo Travieso (1)
	1971-72	Julius Erving (7)
5	2015-16	Trey Davis (3), Donte Clark (1), Jabarie Hinds (1)
	1965-66	Clarence Hill (4), Billy Tindall (1)
4	1990-91	Jim McCoy (3), Will Herndon (1)

UNIVERSITY OF MASSACHUSETTS MEN'S BASKETBALL GAME NOTES

2015-16 GAME-BY-GAME STARTING LINEUPS

OPPONENT		G	G	G/F	F	C
Howard	[1]	Hinds	Davis	Clark	Coleman	Holloway
at Harvard		Hinds	Davis	Clark	Coleman	Holloway
Central Arkansas		Hinds	Davis	Clark	Coleman	Holloway
vs. Clemson		Hinds	Davis	Clark	Coleman	Holloway
vs. Creighton		Hinds	Davis	Clark	Coleman	Holloway
Boston University		Hinds	Davis	Clark	Coleman	Holloway
Ole Miss		Hinds	Davis	Clark	Coleman	Holloway
at Central Florida		Hinds	Davis	Clark	Coleman	Holloway
at Florida Gulf Coast		Hinds	Davis	Clark	Coleman	Holloway
New Orleans		Hinds	Davis	Clark	Coleman	Holloway
Providence		Hinds	Davis	Clark	Coleman	Holloway
LIU Brooklyn	[2]	Hinds	Davis	Clark	Berger	Holloway
at La Salle		Hinds	Davis	Clark	Berger	Holloway
at Dayton		Hinds	Davis	Clark	Berger	Holloway
St. Bonaventure	[3]	Hinds	Davis	Clark	Berger	Bergantino
George Washington		Hinds	Davis	Clark	Berger	Bergantino
at Davidson		Hinds	Davis	Clark	Berger	Bergantino
Saint Louis		Hinds	Davis	Clark	Berger	Bergantino
at Saint Joseph's	[4]	Anderson	Davis	Clark	Space	Bergantino
Fordham		Anderson	Davis	Clark	Space	Bergantino
Rhode Island		Anderson	Davis	Clark	Space	Bergantino
at Richmond		Anderson	Davis	Clark	Space	Bergantino
VCU		Anderson	Davis	Clark	Space	Bergantino
at Duquesne		Anderson	Davis	Clark	Space	Bergantino
at Fordham		Anderson	Davis	Clark	Space	Bergantino
George Mason		Anderson	Davis	Clark	Space	Bergantino
Saint Joseph's		Anderson	Davis	Clark	Space	Bergantino
at St. Bonaventure		Anderson	Davis	Clark	Space	Bergantino
at Rhode Island		Anderson	Davis	Clark	Space	Bergantino
La Salle	[5]	Hinds	Davis	Lydon	Space	Bergantino
Rhode Island	[6]	Hinds	Davis	Clark	Space	Bergantino
VCU		Hinds	Davis	Clark	Space	Bergantino

PLAYING CLEAN LEADS TO WINS

UMass only turned the ball over six times during the 69-63 win at Harvard on Nov. 17, 2015, its fewest giveaway since the squad had five in a 80-62 win over Saint Joseph's on Feb. 9, 2013. It was a span of 77 contests between the two outings. Over the previous five seasons, the Minutemen have committed less than 10 turnovers on 12 occasions and are 8-4 in those contests.

FINDING FRIENDS INSTEAD OF FOES

UMass posted 24 assists against 12 turnovers in the 89-62 victory over Central Arkansas on Nov. 19. The last time UMass had at least 24 assists and doubled its turnover total was Feb. 2, 2013 at Charlotte (24 assists, nine turnovers). The Minutemen nearly tripled up on assists over turnovers against Boston University when the squad had 23 dimes and only coughed up possession eight times.

WINS WITH ROOM TO SPARE

The Maroon and White routed Central Arkansas by 27 points, 89-62 on Thursday, Nov. 19. The margin of victory marks the largest for the Minutemen since a 38-point win over Fordham, 90-52 on Jan. 26, 2014. It was the fourth win by 25 or more points dating back to the 2013-14 campaign and 10th under head coach **Derek Kellogg**.

UMass men's basketball blasted Boston University, 99-69 on Dec. 2, 2015, the first time UMass posted a 30-point margin in victory since the +38 win over Fordham. It marks the fifth victory by 30 or more points under head coach **Derek Kellogg**.

DAVIS NEAR AUTOMATIC AT THE FOUL LINE

Trey Davis ranks as the most accurate free throw shooter in UMass men's basketball history as the senior guard sank 325 of his 394 freebies. His 82.5 percent conversion rate is .012 percent ahead of **John Hempel** (175-of-217; 1982-84) in second.

Davis' all-time single game great performance at the foul line against New Orleans bumped Davis from sixth into second. Davis went 18-of-20 at the charity stripe versus the Privateers, the second-most makes and tied for the fourth-highest number of free throws attempted in one game in UMass history.

He also reached double figures with 10 each against LIU Brooklyn (12 attempts), Saint Louis (11) and Rhode Island (10) in the A-10 Championship while he had a dozen made in 14 attempted versus Fordham. For his career, Davis totaled eight games with 10 or more made free throws, including three additional performances as a junior in 2014-15.

DAVIS PUT IN THE FREE ONES

Trey Davis hit 148 of his 169 free throws as a senior for a conversion rate of 87.6 percent, the second-best for one year in program history. A 14-of-14 showing during the Atlantic 10 Championship cemented Davis' place ahead of **Rafer Giles** (86.9 percent) but he trailed **Mike Pagliara** (88.2 percent) for the top line. Davis' numbers rank best among Minutemen with at least 100 attempted. The only additional player on the list with at least 100 attempted is **Monty Mack** (94-of-115; 81.7 percent) for his 1999-2000 average.

FEBRUARY PERFORMANCES SPRING MINUTEMEN TO WINS

After UMass went 1-7 in January, the Minutemen rebounded during its eight games in February slate with four wins in those contests, including victories over Rhode Island in overtime, [RV/RV] VCU, Duquesne on the road in overtime and George Mason at the Mullins Center.

During those eight games, UMass shot 42.0 percent overall and converted 71.2 percent of its free throws. **C.J. Anderson** emerged as a disruptive point guard with 12 steals in that span to go with a +2.13 assist-to-turnover ratio (17 assists, eight turnovers).

The guard trio of **Donte Clark**, **Trey Davis** and **Jabarie Hinds** proved paramount to the team's success with balance atop the scoring column. Hinds totaled 18.0 points per game while Davis added 16.8 and Davis scored 16.1 more. Hinds was the most effective shooter over the last eight games as he hit 54.2 percent of his attempts (52-96), including 46.9 percent of his 3-pointers (15-for-32). Hinds was also 25-for-30 at the foul line (83.3 percent) and sported 3.4 assists per appearance in that span.

POINTS EXPLOSION AT THE PALUMBO CENTER

UMass posted 108 points during the overtime win at Duquesne, tied for the 10th-most in a single game in program history. The 108 points scored mark the most in one game during the **Derek Kellogg** era and the highest total for a single contest since UMass dropped a triple-OT game to Rutgers, 119-114 on Feb. 27, 1988.

UMass last scored more than 108 points in regulation or a single-overtime game on Jan. 6, 1977 when the Minutemen ousted Duquesne, 110-97.

The 108-99 OT win at Duquesne is the second 100-point performance of the season for UMass. The Minutemen last had more than two 100-point games during the 2007-08 season (3).

2015-16 TEAM LEADERS BY STATISTIC

POINTS/GAME

1. Trey Davis	18.7 (599)
2. Donte Clark	16.1 (515)
3. Jabarie Hinds	14.5 (464)
4. Antwan Space	6.3 (139)
5. Seth Berger	5.2 (162)

REBOUNDS/GAME

1. Antwan Space	5.3 (117)
2. Trey Davis	4.6 (147)
3. Zach Coleman	4.4 (120)
4. C.J. Anderson	4.0 (129)
5. Donte Clark	3.8 (122)

FG PCT. (MIN. 100 ATT.)

1. Rashaan Holloway	.595 (66-111)
2. Seth Berger	.504 (63-125)
3. Jabarie Hinds	.460 (176-383)
4. Donte Clark	.410 (157-383)
5. Trey Davis	.391 (184-470)

ASSISTS/GAME

1. Trey Davis	3.2 (103)
2. Jabarie Hinds	3.0 (96)
3. Donte Clark	2.3 (73)
4. C.J. Anderson	2.1 (67)
5. Antwan Space	1.7 (38)

3FG PCT. (MIN. 35 ATT.)

2. Jabarie Hinds	.369 (48-130)
1. Trey Davis	.366 (83-227)
3. Donte Clark	.339 (62-183)
4. Seth Berger	.326 (14-43)
5. C.J. Anderson	.257 (9-35)

BLOCKS

1. Tyler Bergantino	26
2. Rashaan Holloway	18
Antwan Space	18
4. Donte Clark	9
Malik Hines	9

FT PCT. (MIN. 35 ATT.)

1. Trey Davis	.876 (148-169)
2. Donte Clark	.751 (139-185)
3. C.J. Anderson	.750 (27-36)
4. Jabarie Hinds	.736 (64-87)
5. Seth Berger	.579 (22-38)

STEALS

1. Jabarie Hinds	47
2. Trey Davis	38
3. Donte Clark	28
4. C.J. Anderson	25
5. Seth Berger/Zach Coleman	18

UNIVERSITY OF MASSACHUSETTS MEN'S BASKETBALL GAME NOTES

ASSOCIATED PRESS TOP-25

Final 2015-16 Season Poll (March 14)

Rk.	Team	Record	Pts.
1	Kansas (63)	30-4	1,623
2	Michigan State (2)	29-5	1,552
3	North Carolina	28-6	1,488
4	Virginia	26-7	1,384
5	Oregon	28-6	1,371
6	Villanova	29-5	1,283
7	Oklahoma	25-7	1,215
8	West Virginia	26-8	1,193
9	Xavier	27-5	1,127
T10	Miami (Fla.)	25-7	920
T10	Kentucky	26-8	920
12	Purdue	26-8	873
13	Utah	26-8	870
14	Indiana	25-7	828
15	Texas A&M	26-8	682
16	Louisville	23-8	585
17	Arizona	25-8	559
18	Maryland	25-8	489
19	Duke	23-10	383
20	Seton Hall	25-8	374
21	Baylor	22-11	346
22	Iowa State	21-11	317
23	California	23-10	270
24	SMU	25-5	84
25	Iowa	21-10	84

Others Receiving Votes: Texas 69, Notre Dame 61, Saint Joseph's 60, Connecticut 34, Stephen F. Austin 12, Dayton 11, Wisconsin 9, Wichita State 9, Gonzaga 8, Arkansas-Little Rock 5, Providence 4, Valparaiso 3, Butler 3, Cincinnati 3, Yale 3, Monmouth 3, Saint Mary's 3, Stony Brook 2, Michigan 2, Akron 1, Northern Iowa 1

UMass opponents italicized

USA TODAY COACHES TOP-25

Final 2015-16 Season Poll (March 14)

Rk.	Team	Record	Pts.
1	Villanova	35-5	750
2	North Carolina	33-7	720
3	Kansas	33-5	657
4	Oklahoma	29-8	643
5	Virginia	29-8	631
6	Oregon	29-8	596
7	Michigan State	31-7	488
8	Miami (Fla.)	29-6	480
9	Indiana	27-8	456
10	Syracuse	27-8	446
11	Xavier	23-14	361
T12	Texas A&M	28-6	358
T12	Maryland	28-9	358
14	West Virginia	27-9	331
15	Iowa State	26-9	315
16	Kentucky	23-12	297
17	Notre Dame	24-12	285
18	Duke	25-11	263
19	Purdue	26-9	184
20	Utah	27-9	170
21	Gonzaga	28-8	157
22	Arizona	25-9	154
23	Wisconsin	22-13	149
24	Baylor	22-12	105
25	Iowa	22-11	82

Others Receiving Votes: Wichita State 67, Saint Joseph's 48, California 40, Seton Hall 36, Providence 33, Texas 27, Northern Iowa 18, Connecticut 14, VCU 6, George Washington 6, Stephen F. Austin 6, VCU 4, Cincinnati 3, Valparaiso 2, Yale 1, Hawai'i 1, Arkansas Little-Rock 1, Saint Mary's 1

UMass opponents italicized

TEAM ATLANTIC 10 STATISTICS

(Through the end of the 2016-17 season)

Category	Conference-Only	All Games
Scoring Offense	70.1 (9)	73.5 (8)
Scoring Defense	75.7 (10)	75.8 (12)
Scoring Margin	-5.7 (11)	-2.3 (11)
Free Throw Percentage	.704 (8)	.699 (6)
Field Goal Percentage	.414 (11)	.429 (11)
Field Goal Defense	.435 (6)	.427 (6)
3-Point FG Percentage	.307 (13)	.330 (11)
3-Point FG Defense	.348 (8)	.313 (2)
3-Point FGs Made/Game	7.0 (11)	7.3 (7)
Rebounding Offense	35.1 (7)	35.7 (7)
Rebounding Defense	37.2 (10)	38.8 (13)
Rebounding Margin	-2.2 (11)	-3.2 (10)
Offensive Rebounds/Game	9.3 (10)	9.6 (10)
Defensive Rebounds/Game	25.8 (6)	26.1 (5)
Blocked Shots/Game	3.8 (6)	3.5 (8)
Assists/Game	13.7 (7)	13.8 (9)
Steals/Game	6.3 (3)	6.5 (5)
Turnover Margin	-0.61 (11)	-0.34 (10)
Assist-To-Turnover Ratio	1.0 (10)	1.1 (10)

INDIVIDUAL ATLANTIC 10 STATISTICS

(Through the end of the 2016-17 season)

Individual	Category	Conf-Only	All Games
Tyler Bergantino	Blocks/Game	1.3 (7)	-
Donte Clark	Scoring/Game	16.1 (15)	16.1 (15)
	3-Point FGs Made/Game	-	1.9 (14)
Trey Davis	Scoring/Game	18.1 (7)	18.7 (4)
	Free Throw Pct.	.892 (1)	.876 (3)
	3-Point FGs Made/Game	2.7 (7)	2.6 (8)
	Assists	3.2 (t-15)	-
Jabarie Hinds	Scoring/Game	13.2 (24)	14.5 (20)
	Steals/Game	-	1.5 (8)
	Assist-Turnover Ratio	-	+1.8 (13)

2015-16 MASSACHUSETTS SPECIALTY STATS

GAME	IN PAINT	OFF T/O	2ND CHANCE	FAST BREAK	BENCH
Howard	34-38	27-28	7-12	10-12	16-9
Harvard	34-24	13-9	11-17	6-0	12-21
Central Arkansas	26-30	13-14	3-9	7-12	15-17
Clemson	16-32	11-10	6-10	8-0	2-20
Creighton	30-37	14-22	18-5	2-11	12-37
Boston University	40-32	17-6	14-13	8-2	18-26
Ole Miss	24-34	11-14	17-11	4-8	20-7
UCF	34-34	18-10	9-16	13-14	13-27
Florida Gulf Coast	42-44	15-17	14-25	13-10	25-36
New Orleans	46-44	17-16	19-15	8-0	8-40
Providence	22-46	10-5	12-15	2-14	19-10
LIU Brooklyn	40-38	14-18	10-15	10-6	15-13
La Salle	28-28	13-15	15-6	4-13	18-6
Dayton	34-40	8-26	5-14	8-10	11-35
St. Bonaventure	44-32	12-16	13-4	8-4	16-22
G. Washington	32-24	18-21	11-11	4-2	21-18
Davidson	22-24	12-10	6-4	2-0	6-16
Saint Louis	26-40	15-19	6-5	6-4	9-46
Saint Joseph's	30-28	9-8	13-13	8-2	42-15
Fordham	32-36	11-16	8-2	6-4	9-27
Rhode Island	28-28	14-17	12-10	15-4	13-4
Richmond	10-28	13-12	8-7	2-6	22-17
VCU	26-32	25-16	1-4	14-6	25-10
Duquesne	28-30	18-12	18-9	20-11	43-18
Fordham	28-20	9-19	10-8	6-2	16-24
George Mason	34-32	16-8	13-15	14-2	25-13
Saint Joseph's	40-24	8-15	7-4	12-6	19-12
St. Bonaventure	32-28	24-17	4-11	12-2	43-9
Rhode Island	22-22	8-11	3-7	8-6	23-18
La Salle	26-20	17-4	7-7	2-0	29-14
Rhode Island	20-32	9-13	2-17	4-0	18-4
VCU	38-50	7-20	4-16	9-14	20-23
TOTALS (Overall)	968-1031	447-464	306-337	255-187	613-614
TOTALS (Per Game)	30.3-32.2	14.0-14.5	9.6-10.5	8.0-5.8	19.2-19.2

JOHN FRANCIS KENNEDY CHAMPIONS CENTER QUICK FACTS

Location	Directly South of the William D. Mullins Memorial Center
	Mullins Way; Amherst, Mass.
Official Name	John Francis Kennedy Champions Center for UMass Basketball
Date Opened	Summer, 2015
Construction Began	Fall, 2013
Square Footage	53,000
Total Cost	\$28.5 million
Funded By	UMass Building Authority
Selected Men's Basketball Amenities	Dedicated practice court
	Locker room & team lounge
	Strength & conditioning facility
	Coach and support staff offices overlooking practice court
	Athletic training & sports medicine suite
	UMass Basketball Hall Of Fame (Legacy Hall)
	Theatre-style team film room
	Areas for equipment storage, Mullins Center connecting tunnel, team meals, etc.

UNIVERSITY OF MASSACHUSETTS MEN'S BASKETBALL GAME NOTES

MINUTEMEN STEAL ONE IN THE STEEL CITY

UMass erased multiple double-digit deficits and forced overtime with a late surge, which resulted in a 108-99 comeback win at Duquesne on Sun., Feb. 14. **Jabarie Hinds** scored 37 points, **Trey Davis** added 26 and **Donte Clark** and **Antwan Space** posted 17 each while Space had a double-double on 17 boards.

The Minutemen made use of 10 steals to help create the win, the sixth game this season Massachusetts had at least as many and tied for the fourth-most in a single contest behind three games with 11.

UMass entered the second half down 43-33 to the Dukes, but Hinds and Davis combined for 39 of the team's 51 second half points to force overtime. The Minutemen went on to post 24 points in the extra frame, giving them 75 scored during the final 25 minutes of the game.

UMASS UNVEILS JOHN FRANCIS KENNEDY CHAMPIONS CENTER

The University of Massachusetts men's and women's basketball program moved into their first dedicated team facility during the Summer 2015 with the introduction of the John Francis Kennedy Champions Center for UMass Basketball. The 53,000-square foot building offers a state-of-the-art facility for the Minutemen and Minutewomen that will benefit generations of basketball student-athletes to come.

The structure is named in honor of longtime athletics support **John Francis Kennedy**, who donated the lead gift of \$11 million toward the project. The 53,000-square foot facility houses the daily operations for the UMass men's and women's basketball programs. The \$22-million facility features dedicated practice courts for each team, office space for the coaching staffs, locker rooms and areas for strength and conditioning along with athletic training services. It also contains Legacy Hall, which will display the rich history of UMass basketball along the building's Eastern corridor.

14-POINT COMEBACK VS. HOWARD AMONG BEST IN KELLOGG'S ERA

UMass men's basketball erased a 14-point second half deficit against Howard in the 2015-16 season-opener, the largest comeback by the program since Massachusetts turned a 17-point disadvantage at Drexel into a 72-70 victory on March 20, 2012.

It was 99 games between Minuteman comebacks of at least 14 points. During **Derek Kellogg's** tenure as head coach, the Minutemen own five victories after they trailed by 14 or more points. It is also the second-largest second half deficit overcome by a Kellogg-led team behind only the triumph over Drexel.

DOUBLE-DIGIT DEFICITS OVERCOME UNDER KELLOGG

DEFICIT	OPPONENT	DATE	FINAL SCORE
22 (43-21)	Rider	Nov. 12, 2010	77-67
17 (33-16)	at Siena	Nov. 28, 2012	64-63
17 (53-36)*	at Drexel (NIT)	March 20, 2012	72-70
17 (20-3)	Saint Joseph's	Jan. 14, 2012	71-62
14 (54-40)*	Howard	Nov. 14, 2015	85-79
13 (43-30)	at Duquesne	Feb. 14, 2016	108-99 (OT)
13 (21-8)	at Boston College	Nov. 16, 2014	71-62
13 (21-8)	Rhode Island	Feb. 26, 2014	70-67
13 (43-30)*	St. Bonaventure	Jan. 11, 2014	73-68
12 (18-6)	Ohio	Dec. 19, 2012	86-76
11 (40-29)*	vs. Rhode Island	March 13, 2014	65-61
11 (27-16)	at Duquesne	March 5, 2014	78-74
11 (49-38)*	vs. Siena	Dec. 9, 2011	82-78
11 (24-13)	Temple	Jan. 17, 2009	79-75
10 (14-4)	Rhode Island	Feb. 2, 2016	61-56 (OT)
10 (53-43)*	LIU Brooklyn	Dec. 29, 2015	83-79
10 (20-10)	New Orleans	Dec. 16, 2015	103-95 (OT)
10 (15-5)	Duquesne	Feb. 14, 2015	82-74
10 (23-13)	St. Bonaventure	Feb. 8, 2012	76-67

*Second half deficit

UMASS MEN'S BASKETBALL 2015-16 DUNK CHART

Minuteman	Dunks	Last Game With Dunk
C.J. Anderson	2	Saint Joseph's (1), Feb. 24
Tyler Bergantino	15	at Fordham (1), Feb. 17
Seth Berger	1	vs. VCU, March 11
Donte Clark	9	La Salle (1), March 5
Zach Coleman	3	at Duquesne (1), Feb. 14
Jabarie Hinds	6	Saint Joseph's (1), Feb. 24
Malik Hines	1	at Harvard, Nov. 17
Rashaan Holloway	4	vs. VCU, March 11
Antwan Space	2	Saint Louis (1), Jan. 23
Total	42	vs. VCU (3), March 11

THE NEWEST MINUTEMEN

CHRIS BALDWIN • 6-8 • 235 • SPRINGFIELD, MASS.

ESPN: ★★★★★ State: 2 Region: 28 Nation: NR Position: 31
 Rivals: ★★★★★ State: - Region: - Nation: - Position: -
 247Sports: ★★★★★ State: 4 Region: - Nation: 173 Position: 42

Chose UMass Over: Fairfield, La Salle, Pittsburgh, Rhode Island, Temple, Towson and West Virginia, among others.

Scouting Report (ESPN): Wealth of natural tools and talent at his disposal ... Naturally powerful and plenty athletic for a player of his build ... Good touch around the rim ... Worked himself into a consistent shooting threat from 15-18 feet ... Can attack a defender with a bounce or two ... Runs the floor well, can play both the four and five spots, is a very good rebounder and also has the soft hands to come up with tough catches in traffic.

TYRN FLOWERS • 6-9 • 202 • WATERBURY, CONN.

ESPN: ★★★★★ State: 4 Region: 54 Nation: NR Position: 47
 247Sports: ★★★★★ State: 4 Region: - Nation: NR Position: 40

Chose UMass Over: Boston College and Providence, among others.

Scouting Report (ESPN): A late blooming, big lefty forward with a natural skill set, Flowers has a significant upside ... He's already made great strides in the last year or so and should only continue to get better for the foreseeable future.

BRISON GRESHAM • 6-9 • 220 • NEW ORLEANS, LA.

ESPN: ★★★★★ State: 7 Region: 54 Nation: NR Position: 29
 Rivals: ★★★★★ State: - Region: - Nation: 131 Position: -
 247Sports: ★★★★★ State: 3 Region: - Nation: 73 Position: 20

Chose UMass Over: Alabama, Baylor, Boston College, Cincinnati, Creighton, Florida, Houston, Louisiana-Lafayette, Louisiana Tech, LSU, Memphis, Miami (Fla.), Mississippi State, Nebraska, Oklahoma, South Carolina, Texas, Tulane, Tulsa, USC and Washington, among others.

Scouting Report (ESPN): Long athletic and mobile power forward ... Runs the floor extremely well and is an above the rim finisher ... Excellent shot blocker on or away from the ball and is a rim level rebounder ... Good touch and feel in and around the lane.

DEJON JARREAU • 6-5 • 182 • NEW ORLEANS, LA.

ESPN: ★★★★★ State: 2 Region: 22 Nation: 61 Position: 19
 Rivals: ★★★★★ State: - Region: - Nation: 39 Position: -
 247Sports: ★★★★★ State: 2 Region: - Nation: 56 Position: 8

Chose UMass Over: Arizona, Boston College, Creighton, Florida, Kansas State, Louisiana Tech, Louisiana-Lafayette, LSU, Memphis, Miami (Fla.), Nebraska, Oklahoma, Oklahoma State, Purdue, Texas, Tulane, Tulsa, USC, UTEP, Washington and Wichita State, among others.

Scouting Report (ESPN): Combo-guard who can play either guard position, although he is more scorer than facilitator ... Wiry frame with long arms and he's a solid athlete ... Excels in the open court where he slashes his way to the rim and he has the dexterity and skill to finish in traffic ... In the half court set he can run high-screen-and-roll and his vision is excellent ... Can knock in the 3-point shot, but he shoots a set shot and overall it needs to get more consistent.

UNIQUE MCLEAN • 6-2 • 175 • BROOKLYN, N.Y.

ESPN: ★★★★★ State: 5 Region: 53 Nation: NR Position: 53
 Rivals: ★★★★★ State: - Region: - Nation: NR Position: -
 247Sports: ★★★★★ State: 6 Region: - Nation: 216 Position: 46

Chose UMass Over: Ball State, Boston University, Bowling Green, Dayton, Detroit, Duquesne, Fairfield, Fordham, Iona, James Madison, Rhode Island, Rutgers, Siena St. Francis (N.Y.) and St. Peter's, among others.

Scouting Report (ESPN): Absolutely explosive athlete who can take off and play above the rim like few others in the country, especially for his size ... Is a highlight reel waiting to happen in the open floor and capable of making the type of momentum changing plays that ignite a home crowd or quiet the gym on the road ... As quick off his feet as he is high and able to manipulate his body in mid-air with terrific body control ... Upside as a driver and potentially defender, if he can learn to maximize his athletic tools on that end of the floor.

Overall Class Rank: ESPN: 27 247Sports: 33 Rivals: 30
A-10 Class Rank: ESPN: 1 247Sports: 1 Rivals: 1

UNIVERSITY OF MASSACHUSETTS MEN'S BASKETBALL GAME NOTES

TEAM LEADERBOARD

Scoring	2015-16	Career
Seth Berger	1	1
Donte Clark	8	13
Trey Davis	17	33
Jabarie Hinds	9	13
Rashaan Holloway	1	1
Rebounding	2015-16	Career
C.J. Anderson	5	5
Tyler Bergantino	3	4
Seth Berger	2	2
Donte Clark	4	4
Zach Coleman	6	6
Trey Davis	7	8
Jabarie Hinds	1	1
Malik Hines	1	1
Rashaan Holloway	2	2
Antwan Space	6	6
Assists	2015-16	Career
C.J. Anderson	4	6
Donte Clark	6	11
Zach Coleman	2	3
Trey Davis	15	34
Jabarie Hinds	11	17
Antwan Space	2	2
Minutes	2015-16	Career
C.J. Anderson	3	3
Seth Berger	1	1
Donte Clark	8	13
Trey Davis	15	26
Jabarie Hinds	8	9
Antwan Space	2	2
Double-Digit Scoring	2015-16	Career
C.J. Anderson	1	1
Tyler Bergantino	1	1
Seth Berger	5	5
Donte Clark	24	39
Zach Coleman	4	6
Trey Davis	27	58
Jabarie Hinds	23	33
Rashaan Holloway	5	5
Antwan Space	6	6
Double-Digit Rebounding	2015-16	Career
C.J. Anderson	2	2
Seth Berger	1	1
Zach Coleman	1	1
Trey Davis	2	2
Antwan Space	2	4
20+ Point Games	2015-16	Career
Donte Clark	7	12
Trey Davis	15	21
Jabarie Hinds	7	7
25+ Point Games	2015-16	Career
Donte Clark	3	5
Trey Davis	7	9
Jabarie Hinds	2	2
30+ Point Games	2015-16	Career
Donte Clark	1	1
Trey Davis	3	3
Jabarie Hinds	1	1
35+ Point Games	2015-16	Career
Trey Davis	2	2
Jabarie Hinds	1	1
40+ Point Games	2015-16	Career
Trey Davis	1	1
Double-Doubles	2015-16	Career
Trey Davis	2	3
Antwan Space	1	1

THE MINUTEMEN WHEN...

Scoring 80+ points	7-1
Scoring 70-79 points	2-9
Scoring 60-69 points	5-5
Scoring 50-59 points	0-3
Scoring less than 50 points	0-0
Giving up 80+ points	2-9
Giving up 70-79 points	2-6
Giving up 60-69 points	8-3
Giving up 50-59 points	2-0
Giving up less than 50 points	0-0
Shooting 55 percent or better from the field	1-1
Shooting 50-54 percent from the field	3-0
Shooting 45-49 percent from the field	3-1
Shooting 40-44 percent from the field	5-8
Shooting 35-39 percent from the field	2-6
Shooting under 35 percent from the field	0-2
Opponents shooting 50 percent or better	0-4
Opponents shooting 45-49 percent	3-5
Opponents shooting 40-44 percent	3-7
Opponents shooting 35-39 percent	4-2
Opponents shooting under 35 percent	4-0
Shooting better than opponent	14-4
Shooting worse than opponent	0-14
Shooting more free throws	6-4
Teams shoot same number of free throws	1-1
Opponents shoot more free throws	7-13
Out-rebounding opponent	7-3
Teams have equal number of rebounds	1-1
Opponents out-rebound UMass	6-14
Having fewer turnovers than opponent	5-3
Teams have same number of turnovers	1-1
Having more turnovers than opponent	8-14
Recording more points in the paint	6-6
Recording same points in the paint	2-2
Recording fewer points in the paint	6-10
Recording more points off of turnovers	8-6
Recording the same points off of turnovers	0-0
Recording fewer points off of turnovers	6-12
Recording more second chance points	5-9
Recording the same second chance points	1-2
Recording fewer second chance points	8-7
Recording more fastbreak points	12-10
Recording the same fastbreak points	0-0
Recording fewer fastbreak points	3-7
Recording more bench points	10-7
Recording the same bench points	0-0
Recording fewer bench points	5-10
Leading at halftime	12-5
Tied at halftime	0-2
Trailing at halftime	2-11
The game goes to overtime	3-1
The margin is five points or less	3-3
The margin is 6-10 points	7-5
The margin is 11-15 points	0-4
The margin is 16-20 points	2-3
The margin is 21+ points	2-3
Playing on TV	7-14
Playing on American Sports Network (ASN)	2-2
Playing on CBS Sports Network (CBSSN)	0-4
Playing On ESPN2, ESPNU or ESPN3	1-3
Playing on NBC Sports Network (NBCSN)	3-4
Playing on NESN, NESN National or NESNplus	1-1
Coming off of a win	6-7
Coming off of a loss	7-10
Playing Day Games (start before 5 p.m.)	3-7
Playing Night Games (start 5 p.m. or later)	11-11
Playing in November	4-1
Playing in December	3-4
Playing in January	1-7
Playing in February	4-4
Playing in March	2-2

THE A-10 CONFERENCE

(Through the end of the 2016-17 season)

Rk.	Team	A-10	Pct.	Overall	Pct.
1.	Dayton	14-4	.778	25-8	.758
2.	St. Bonaventure	14-4	.778	22-9	.710
3.	VCU	14-4	.778	25-11	.694
4.	Saint Joseph's	13-5	.722	28-8	.778
5.	George Washington	11-7	.611	28-10	.737
6.	Davidson	10-8	.556	20-13	.606
7.	Rhode Island	9-9	.500	17-15	.531
8.	Fordham	8-10	.444	17-14	.548
9.	Richmond	7-11	.389	16-16	.500
10.	Duquesne	6-12	.333	17-17	.500
11.	Massachusetts	6-12	.333	14-18	.438
12.	George Mason	5-13	.278	11-21	.344
13.	Saint Louis	5-13	.278	11-21	.344
14.	La Salle	4-14	.222	9-22	.290

A-10 SCHEDULE & SCORES

Wednesday, March 9, 2016 (Atlantic 10 First Round)

[13] Saint Louis 83, [12] George Mason 78

[14] La Salle 88, [11] Duquesne 73

Thursday, March 10, 2016 (Atlantic 10 Second Round)

[9] Richmond 70, [8] Fordham 55

[5] George Washington 73, [13] Saint Louis 65

[10] Massachusetts 67, [7] Rhode Island 62

[6] Davidson 78, [14] La Salle 63

Friday, March 11, 2016 (Atlantic 10 Quarterfinals)

[1] Dayton 69, [9] Richmond 54

[4] Saint Joseph's 86, [5] George Washington 80

[2] VCU 85, [10] Massachusetts 70

[6] Davidson 90, [3] St. Bonaventure 86 (OT)

Saturday, March 12, 2016 (Atlantic 10 Semifinals)

[4] Saint Joseph's 82, [1] Dayton 79

[2] VCU 76, [6] Davidson 54

Sunday, March 13, 2016 (Atlantic 10 Championship Game)

[4] Saint Joseph's 87, [2] VCU 74

Tuesday, March 15, 2016 (NIT First Round)

Florida State 84, Davidson 74

Wednesday, March 16, 2016 (NIT First Round)

George Washington 82, Hofstra 80

Wagner 79, St. Bonaventure 75

Wednesday, March 16, 2016 (CBI First Round)

Duquesne 120, Nebraska-Omaha 112

Friday, March 18, 2016 (NCAA Tournament First Round)

Syracuse 70, Dayton 51

VCU 75, Oregon State 67

Saint Joseph's 78, Cincinnati 76

Sunday, March 20, 2016 (NCAA Tournament Second Round)

Oklahoma 85, VCU 81

Oregon 69, Saint Joseph's 64

Monday, March 21, 2016 (NIT Second Round)

George Washington 87, Monmouth 71

Monday, March 21, 2016 (CBI Second Round)

Morehead State 82, Duquesne 72

Wednesday, March 23, 2016 (NIT Quarterfinals)

George Washington 82, Florida 77

Wednesday, March 29, 2016 (NIT Semifinals)

George Washington 65, San Diego State 46

Friday, March 31, 2016 (NIT Championship Game)

George Washington 76, Valparaiso 60

UNIVERSITY OF MASSACHUSETTS MEN'S BASKETBALL GAME NOTES

2015-16 MASSACHUSETTS TEAM SUPERLATIVES

Points	108	at Duquesne (OT) (02/14/16)
.....	103	New Orleans (OT) (12/16/15)
Field Goals Made	38	Boston University (12/02/15)
Field Goals Attempted	70	Twice, last at Duquesne (02/14/16)
Field Goal Percentage	(.571; 28-49)	at St. Bonaventure (02/27/16)
.....	(.551; 38-69)	Boston University (12/02/15)
Three-Point Field Goals Made	16	Twice, vs. Central Arkansas (11/19/15) & vs. Clemson (11/23/15) (tied single-game program record)
Three-Point Field Goals Attempted	37	at Davidson (01/16/16)
Three-Point Field Goal Percentage	(.588; 10-17)	VCU (02/11/16)
Free Throws Made	35	New Orleans (OT) (12/16/15)
Free Throws Attempted	46	New Orleans (OT) (12/16/15)
Free Throw Percentage	(.875; 14-16)	at Harvard (11/17/15)
Rebounds	47	at La Salle (01/03/16)
Assists	24	Central Arkansas (11/19/15)
Steals	11	Three times, last vs. New Orleans (OT) (12/16/15)
Blocked Shots	7	vs. VCU (3/11/16)

2015-16 MASSACHUSETTS OPPONENT SUPERLATIVES

Points	99	at Duquesne (OT) (02/14/16)
.....	97	vs. Creighton (11/25/15)
Field Goals Made	35	New Orleans (OT) (12/16/15)
Field Goals Attempted	79	New Orleans (OT) (12/16/15)
Field Goal Percentage	(.596; 28-47)	St. Bonaventure (01/09/16)
Three-Point Field Goals Made	12	at Duquesne (OT) (02/14/16)
Three-Point Field Goals Attempted	31	at Duquesne (OT) (02/14/16)
Three-Point Field Goal Percentage	(.556; 10-18)	vs. St. Bonaventure (01/09/16)
Free Throws Made	29	Three times, last at Duquesne (OT) (02/14/16)
Free Throws Attempted	40	at Saint Joseph's (01/27/16)
Free Throw Percentage	(.923; 24-26)	at Davidson (01/16/16)
Rebounds	49	vs. VCU (3/11/16)
Assists	28	vs. #10 Providence (12/21/15)
Steals	13	Howard (11/14/15)
Blocked Shots	8	Twice, last at Rhode Island (03/01/16)

2015-16 MASSACHUSETTS PLAYER SUPERLATIVES

Points	40	Trey Davis vs. New Orleans (12/16/15)
Field Goals Made	13	Jabarie Hinds at Duquesne (OT) (02/14/16)
Field Goal Attempted	23	Twice by Trey Davis, last at Davidson (01/16/16)
Field Goal Percentage (minimum 6 made)	(.857; 6-7)	Twice, last by Tyler Bergantino vs. St. Bonaventure (01/09/16)
Three-Point Field Goals Made	8	Trey Davis at Davidson (01/16/16)
Three-Point Field Goals Attempted	16	Trey Davis at Davidson (01/16/16)
Three-Point Field Goal Percentage (minimum 4 made)	(.875; 7-8)	Jabarie Hinds at Duquesne (OT) (02/14/16)
Free Throws Made	18	Trey Davis vs. New Orleans (OT) (12/16/15)
Free Throw Attempted	20	Trey Davis vs. New Orleans (OT) (12/16/15)
Free Throw Percentage (minimum 10 made)	(1.000; 10-10)	Trey Davis vs. Rhode Island (03/10/15)
Rebounds	17	Antwan Space at Duquesne (OT) (02/14/16)
Assists	9	Jabarie Hinds vs. Central Arkansas (11/19/15)
Steals	5	Three times, last by C.J. Anderson at Fordham (02/17/16)
Blocked Shots	3	Five times, last by Rashaan Holloway vs. VCU (03/11/16)
Minutes	43	Jabarie Hinds at Duquesne (02/14/16)

2015-16 MASSACHUSETTS OPPONENT PLAYER SUPERLATIVES

Points	43	Jack Gibbs, at Davidson (01/16/16)
Field Goals Made	12	Jack Gibbs, at Davidson (01/16/16)
Field Goals Attempted	26	Jack Gibbs, at Davidson (01/16/16)
Field Goal Percentage (minimum 6 made)	(.857; 6-7)	Geoffrey Groselle, vs. Creighton (11/25/15)
3-Point Field Goals Made	5	Idris Taqee, at St. Bonaventure (02/27/16)
3-Point Field Goals Attempted	13	Jordan Price, vs. La Salle (03/15/16)
3-Pt Field Goal Percent (minimum 4 made)	(.800; 4-5)	Isaiah Miles, Saint Joseph's (02/24/16)
Free Throws Made	15	Jack Gibbs, at Davidson (01/16/16)
Free Throws Attempted	16	Twice, last by Micah Mason, at Davidson (02/14/16)
Free Throw Percentage (minimum 5 made)	1.000; (8-8)	JeQuan Lewis, vs. VCU (03/11/16)
Rebounds	16	Terry Allen, at Richmond (02/06/16)
Assists	11	Kris Dunn, #10 Providence (12/21/15)
Steals	9	James Daniel III, vs. Howard (11/14/15)
Blocked Shots	5	Hassan Martin, vs. Rhode Island (OT) (02/02/16)

MASSACHUSETTS MEN'S BASKETBALL EXPANDED RESULTS

DATE	TIME	OPPONENT	SCORE	ATT.	POINTS LEADER	REBOUNDS LEADER	ASSISTS LEADER
Nov. 14	Noon	Howard	W, 85-79	3,188	Trey Davis (19) Jabarie Hinds (19)	Donte Clark (6) Zach Coleman (6)	Jabarie Hinds (8)
Nov. 17	7:00 p.m.	at Harvard	W, 69-63	2,195	Jabarie Hinds (24)	Zach Coleman (12)	Trey Davis (3)
Nov. 19	7:00 p.m.	Central Arkansas	W, 89-62	3,158	Jabarie Hinds (24)	C.J. Anderson (12)	Jabarie Hinds (9)
Nov. 23	9:30 p.m.	vs. Clemson	W, 82-65	-	Donte Clark (25) Trey Davis (25)	Seth Berger (9)	Trey Davis (6) Jabarie Hinds (6)
Nov. 25	9:30 p.m.	vs. Creighton	L, 97-76	1,623	Trey Davis (19)	Zach Coleman (9)	Jabarie Hinds (3)
Dec. 2	7:00 p.m.	Boston University	W, 99-69	3,818	Trey Davis (20) Jabarie Hinds (20)	Zach Coleman (7) Rashaan Holloway (7)	Jabarie Hinds (6)
Dec. 5	4:00 p.m.	Ole Miss	L, 74-64	3,765	Donte Clark (24)	Zach Coleman (8)	Trey Davis (5)
Dec. 8	7:00 p.m.	at UCF	L, 67-63	4,395	Trey Davis (20)	C.J. Anderson (7)	Donte Clark (5)
Dec. 13	1:30 p.m.	at Florida Gulf Coast	L, 77-76	3,409	Jabarie Hinds (15)	Tyler Bergantino (7)	C.J. Anderson (4)
Dec. 16	7:00 p.m.	New Orleans	W, 103-95 (OT)	4,273	Trey Davis (40)	Donte Clark (8)	Zach Coleman (6)
Dec. 21	7:00 p.m.	#10/14 Providence	L, 90-66	4,411	Jabarie Hinds (16)	Antwan Space (9)	Trey Davis (6)
Dec. 29	7:00 p.m.	LIU Brooklyn	W, 83-79	3,019	Trey Davis (25)	Seth Berger (10)	Donte Clark (6)
Jan. 3	5:00 p.m.	at La Salle	W, 74-67	1,525	Trey Davis (18)	Antwan Space (9)	Donte Clark (4)
Jan. 6	8:00 p.m.	at #25/RV Dayton	L, 93-63	12,237	Donte Clark (21)	Antwan Space (8)	Antwan Space (3)
Jan. 9	Noon	St. Bonaventure	L, 88-77	4,224	Donte Clark (25)	Trey Davis (7)	Donte Clark (4)
Jan. 12	7:00 p.m.	George Washington	L, 81-70	2,571	Donte Clark (19)	Jabarie Hinds (5) Malik Hines (5)	C.J. Anderson (4) Trey Davis (4)
Jan. 16	12:30 p.m.	at Davidson	L, 86-74	5,069	Trey Davis (30)	Donte Clark (7)	Trey Davis (7)
Jan. 23	Noon	Saint Louis	L, 86-75	3,484	Trey Davis (36)	Antwan Space (10)	Donte Clark (4) Jabarie Hinds (4)
Jan. 27	7:00 p.m.	at Saint Joseph's	L, 78-70	3,856	Seth Berger (17)	C.J. Anderson (7)	Zach Coleman (4)
Jan. 30	Noon	Fordham	L, 78-72 (OT)	3,562	Trey Davis (21)	C.J. Anderson (11)	C.J. Anderson (5) Antwan Space (5)
Feb. 2	7:00 p.m.	Rhode Island	W, 61-56 (OT)	2,423	Trey Davis (20)	Zach Coleman (9)	Trey Davis (3)
Feb. 6	6:00 p.m.	at Richmond	L, 69-53	7,201	Donte Clark (23)	Tyler Bergantino (6) Antwan Space (6)	Jabarie Hinds (4)
Feb. 11	7:00 p.m.	VCU	W, 69-63	2,698	Donte Clark (22)	Tyler Bergantino (8) Trey Davis (8)	Jabarie Hinds (7)
Feb. 14	3:00 p.m.	at Duquesne	W, 108-99 (OT)	2,384	Jabarie Hinds (37)	Antwan Space (17)	Trey Davis (8)
Feb. 17	7:00 p.m.	at Fordham	L, 76-66	2,341	Trey Davis (20)	Trey Davis (10)	Donte Clark (5)
Feb. 21	4:00 p.m.	George Mason	W, 70-64	3,691	Jabarie Hinds (17)	C.J. Anderson (9)	Jabarie Hinds (4)
Feb. 24	7:00 p.m.	Saint Joseph's	L, 74-57	2,460	Donte Clark (20)	Trey Davis (6)	Trey Davis (5)
Feb. 27	4:00 p.m.	at St. Bonaventure	L, 85-83	5,294	Trey Davis (26)	Trey Davis (6)	Trey Davis (4)
March 3	7:00 p.m.	at Rhode Island	L, 68-50	5,113	Rashaan Holloway (11)	Donte Clark (9)	Trey Davis (2) Jabarie Hinds (2)
March 5	8:00 p.m.	La Salle	W, 69-52	3,096	Trey Davis (27)	Trey Davis (12)	Jabarie Hinds (4)
March 10	6:30 p.m.	vs. Rhode Island	W, 67-62	-	Jabarie Hinds (21)	Trey Davis (7) Rashaan Holloway (7)	Trey Davis (3)
March 11	6:30 p.m.	vs. VCU	L, 85-70	-	Trey Davis (20)	Rashaan Holloway (8)	C.J. Anderson (3) Trey Davis (3)

UNIVERSITY OF MASSACHUSETTS MEN'S BASKETBALL SEASON STATISTICS

2015-16 UMass Statistics Massachusetts Combined Team Statistics (as of Mar 11, 2016) All games

RECORD:	OVERALL	HOME	AWAY	NEUTRAL
ALL GAMES	14-18	9-7	3-9	2-2
CONFERENCE	6-12	4-5	2-7	0-0
NON-CONFERENCE	8-6	5-2	1-2	2-2

##	Player	gp-gs	min	avg	Total		3-Point		F-Throw		Rebounds				pf	dq	a	to	blk	stl	pts	avg		
					fg-fga	fg%	3fg-fga	3fg%	ft-fa	ft%	off	def	tot	avg										
12	DAVIS, Trey	32-32	1087	34.0	184-470	.391	83-227	.366	148-169	.876	20	127	147	4.6	64	1	103	91	4	38	599	18.7		
00	CLARK, Donte	32-31	995	31.1	157-383	.410	62-183	.339	139-185	.751	19	103	122	3.8	105	6	73	71	9	28	515	16.1		
05	HINDS, Jabarie	32-21	947	29.6	176-383	.460	48-130	.369	64-87	.736	14	61	75	2.3	67	3	96	54	7	47	464	14.5		
03	SPACE, Antwan	22-14	537	24.4	55-149	.369	9-40	.225	20-45	.444	31	86	117	5.3	68	3	38	41	18	15	139	6.3		
24	BERGER, Seth	31-7	604	19.5	63-125	.504	14-43	.326	22-38	.579	28	75	103	3.3	83	3	15	23	9	18	162	5.2		
45	HOLLOWAY, Rashaan	30-14	350	11.7	66-111	.595	0-0	.000	23-58	.397	42	50	92	3.1	81	3	7	34	18	6	155	5.2		
13	COLEMAN, Zach	27-11	480	17.8	34-106	.321	9-47	.191	30-53	.566	36	84	120	4.4	54	2	31	21	8	18	107	4.0		
23	ANDERSON, C.J.	32-11	774	24.2	38-102	.373	9-35	.257	27-36	.750	18	111	129	4.0	54	0	67	37	4	25	112	3.5		
22	BERGANTINO, Tyler	29-18	541	18.7	35-53	.660	0-0	.000	7-15	.467	35	65	100	3.4	59	2	9	9	26	9	77	2.7		
10	HINES, Malik	16-0	158	9.9	6-13	.462	0-0	.000	5-8	.625	10	28	38	2.4	28	2	3	14	9	3	17	1.1		
55	TURCOTTE, Zach	7-0	13	1.9	2-5	.400	0-2	.000	0-0	.000	0	3	3	0.4	2	0	1	2	1	0	4	0.6		
35	MILLER, Rayshawn	7-0	11	1.6	1-3	.333	0-2	.000	0-0	.000	0	1	1	0.1	2	0	0	1	0	0	2	0.3		
33	LYDON, Chris	2-1	3	1.5	0-0	.000	0-0	.000	0-0	.000	0	0	0	0.0	1	0	0	0	0	0	0	0.0		
Team											54	40	94											
Total.....		32	6500		817-1903	.429	234-709	.330	485-694	.699	307	834	1141	35.7	668	25	443	409	113	207	2353	73.5		
Opponents.....		32	6500		823-1928	.427	215-687	.313	566-776	.729	365	877	1242	38.8	607	14	469	398	110	184	2427	75.8		

TEAM STATISTICS	UMASS	OPP
SCORING	2353	2427
Points per game	73.5	75.8
Scoring margin	-2.3	-
FIELD GOALS-ATT	817-1903	823-1928
Field goal pct	.429	.427
3 POINT FG-ATT	234-709	215-687
3-point FG pct	.330	.313
3-pt FG made per game	7.3	6.7
FREE THROWS-ATT	485-694	566-776
Free throw pct	.699	.729
F-Throws made per game	15.2	17.7
REBOUNDS	1141	1242
Rebounds per game	35.7	38.8
Rebounding margin	-3.2	-
ASSISTS	443	469
Assists per game	13.8	14.7
TURNOVERS	409	398
Turnovers per game	12.8	12.4
Turnover margin	-0.3	-
Assist/turnover ratio	1.1	1.2
STEALS	207	184
Steals per game	6.5	5.8
BLOCKS	113	110
Blocks per game	3.5	3.4
ATTENDANCE	53841	54639
Home games-Avg/Game	16-3365	12-4553
Neutral site-Avg/Game	-	4-0

Score by Periods	1st	2nd	OT	Totals
Massachusetts	1098	1190	65	2353
Opponents	1095	1283	49	2427

Date	Opponent	Score	Att.	
# 11/14/15	HOWARD	w 85-79	3188	
	at Harvard	w 69-63	2195	
# 11/19/15	CENTRAL ARKANSAS	w 89-62	3158	
^ 11/23/15	vs Clemson	w 82-65	0	
^ 11/25/15	vs Creighton	L 76-97	0	
12/02/15	BOSTON UNIVERSITY	w 99-69	3818	
& 12/05/15	OLE MISS	L 64-74	3765	
	at UCF	L 63-67	4395	
	at FGCU	L 76-77	3049	
	NEW ORLEANS	Wot 103-95	4273	
	PROVIDENCE COLLEGE	L 66-90	4411	
	LIU BROOKLYN	w 83-79	3019	
* 01/03/16	at La Salle	w 74-67	1525	
* 01/06/16	at Dayton	L 63-93	12237	
* 01/09/16	ST. BONAVENTURE	L 77-88	4224	
* 01/12/16	GEORGE WASHINGTON	L 70-81	2571	
* 01/16/16	at Davidson	L 74-86	5069	
* 01/23/16	SAINT LOUIS	L 75-86	3484	
* 01/27/16	at Saint Joseph's	L 70-78	3856	
* 01/30/16	FORDHAM	Lot 72-78	3562	
* 02/02/16	RHODE ISLAND	Wot 61-56	2423	
* 02/06/16	at Richmond	L 53-69	7201	
* 02/11/16	VCU	w 69-63	2698	
* 02/14/16	at Duquesne	Wot 108-99	2364	
* 02/17/16	at Fordham	L 66-76	2341	
* 02/21/16	GEORGE MASON	w 70-64	3691	
* 02/24/16	SAINT JOSEPH'S	L 57-74	2460	
* 02/27/16	at St. Bonaventure	L 83-85	5294	
* 03/03/16	at Rhode Island	L 50-68	5113	
* 03/05/16	LA SALLE	w 69-52	3096	
	03/10/16	vs Rhode Island	w 67-62	0
	03/11/16	vs VCU	L 70-85	0

MGM Grand Main Event Opening Round game (Amherst, Mass.)
 ^ MGM Grand Main Event Championship Round game (Las Vegas, Nev.)
 & Naismith Hall of Fame Holiday Hoops Showcase (Springfield, Mass.)
 * Atlantic 10 Conference game

UNIVERSITY OF MASSACHUSETTS MEN'S BASKETBALL SEASON STATISTICS

2015-16 UMass Statistics Massachusetts Combined Team Statistics (as of Mar 05, 2016) Conference games

RECORD:	OVERALL	HOME	AWAY	NEUTRAL
ALL GAMES	6-12	4-5	2-7	0-0
CONFERENCE	6-12	4-5	2-7	0-0
NON-CONFERENCE	0-0	0-0	0-0	0-0

#	Player	gp-gs	min	avg	Total		3-Point		F-Throw		Rebounds				pf	dq	a	to	blk	stl	pts	avg
					fg-fga	fg%	3fg-fga	3fg%	ft-fa	ft%	off	def	tot	avg								
12	DAVIS, Trey	18-18	615	34.2	97-260	.373	48-136	.353	83-93	.892	14	79	93	5.2	38	0	58	49	2	21	325	18.1
00	CLARK, Donte	18-17	568	31.6	86-213	.404	33-106	.311	85-112	.759	15	54	69	3.8	62	5	44	40	7	17	290	16.1
05	HINDS, Jabarie	18-7	507	28.2	92-203	.453	23-66	.348	31-41	.756	6	31	37	2.1	41	2	47	29	2	18	238	13.2
03	SPACE, Antwan	18-12	433	24.1	49-125	.392	7-33	.212	14-34	.412	26	71	97	5.4	54	3	29	36	13	13	119	6.6
24	BERGER, Seth	17-6	305	17.9	28-60	.467	9-28	.321	8-15	.533	10	41	51	3.0	40	1	6	14	4	10	73	4.3
23	ANDERSON, C.J.	18-11	470	26.1	22-63	.349	1-18	.056	18-26	.692	13	70	83	4.6	38	0	38	21	3	20	63	3.5
45	HOLLOWAY, Rashaan	16-2	136	8.5	23-40	.575	0-0	.000	8-19	.421	16	18	34	2.1	37	1	1	19	9	0	54	3.4
22	BERGANTINO, Tyler	18-16	387	21.5	27-40	.675	0-0	.000	5-11	.455	23	43	66	3.7	40	2	8	8	24	6	59	3.3
13	COLEMAN, Zach	14-0	205	14.6	11-46	.239	5-22	.227	9-18	.500	16	34	50	3.6	29	2	16	12	3	7	36	2.6
10	HINES, Malik	4-0	35	8.8	1-2	.500	0-0	.000	0-2	.000	2	5	7	1.8	5	0	0	2	1	1	2	0.5
31	MILLER, Rayshawn	6-0	10	1.7	1-3	.333	0-2	.000	0-0	.000	0	1	1	0.2	2	0	0	1	0	0	2	0.3
33	LYDON, Chris	2-1	3	1.5	0-0	.000	0-0	.000	0-0	.000	0	0	0	0.0	1	0	0	0	0	0	0	0.0
55	TURCOTTE, Zach	2-0	1	0.5	0-0	.000	0-0	.000	0-0	.000	0	1	1	0.5	0	0	0	0	0	0	0	0.0
Team											26	16	42				6					
Total.....		18	3675		437-1055	.414	126-411	.307	261-371	.704	167	464	631	35.1	387	16	247	237	68	113	1261	70.1
Opponents.....		18	3675		446-1026	.435	138-396	.348	333-455	.732	169	501	670	37.2	320	7	284	226	67	99	1363	75.7

TEAM STATISTICS	UMASS	OPP	Date	Opponent	Score	Att.
SCORING	1261	1363	* 01/03/16	at La Salle	W 74-67	1525
Points per game	70.1	75.7	* 01/06/16	at Dayton	L 63-93	12237
Scoring margin	-5.7	-	* 01/09/16	ST. BONAVENTURE	L 77-88	4224
FIELD GOALS-ATT	437-1055	446-1026	* 01/12/16	GEORGE WASHINGTON	L 70-81	2571
Field goal pct	.414	.435	* 01/16/16	at Davidson	L 74-86	5069
3 POINT FG-ATT	126-411	138-396	* 01/23/16	SAINT LOUIS	L 75-86	3484
3-point FG pct	.307	.348	* 01/27/16	at Saint Joseph's	L 70-78	3856
3-pt FG made per game	7.0	7.7	* 01/30/16	FORDHAM	Lot 72-78	3562
FREE THROWS-ATT	261-371	333-455	* 02/02/16	RHODE ISLAND	Wot 61-56	2423
Free throw pct	.704	.732	* 02/06/16	at Richmond	L 53-69	7201
F-Throws made per game	14.5	18.5	* 02/11/16	VCU	W 69-63	2698
REBOUNDS	631	670	* 02/14/16	at Duquesne	Wot 108-99	2364
Rebounds per game	35.1	37.2	* 02/17/16	at Fordham	L 66-76	2341
Rebounding margin	-2.2	-	* 02/21/16	GEORGE MASON	W 70-64	3691
ASSISTS	247	284	* 02/24/16	SAINT JOSEPH'S	L 57-74	2460
Assists per game	13.7	15.8	* 02/27/16	at St. Bonaventure	L 83-85	5294
TURNOVERS	237	226	* 03/03/16	at Rhode Island	L 50-68	5113
Turnovers per game	13.2	12.6	* 03/05/16	LA SALLE	W 69-52	3096
Turnover margin	-0.6	-				
Assist/turnover ratio	1.0	1.3				
STEALS	113	99				
Steals per game	6.3	5.5				
BLOCKS	68	67				
Blocks per game	3.8	3.7				
ATTENDANCE	28209	45000				
Home games-Avg/Game	9-3134	9-5000				
Neutral site-Avg/Game	-	0-0				

MGM Grand Main Event Opening Round game (Amherst, Mass.)
^ MGM Grand Main Event Championship Round game (Las Vegas, Nev.)
& Naismith Hall of Fame Holiday Hoops Showcase (Springfield, Mass.)
* Atlantic 10 Conference game

Score by Periods	1st	2nd	OT	Totals
Massachusetts	579	639	43	1261
Opponents	603	725	35	1363

UNIVERSITY OF MASSACHUSETTS MEN'S BASKETBALL GAME NOTES

THE LAST TIME...

CATEGORY	UMASS	OPPONENT
Scored 30+ Points	37, Jabarie Hinds at Duquesne (OT), 2/14/16	43, Jack Gibbs, at Davidson, 1/16/16
Scored 40+ Points	40, Trey Davis vs. New Orleans, 12/16/15	43, Jack Gibbs, at Davidson, 1/16/16
Scored 20+ Points In A Half	20 (1st half), Trey Davis vs. La Salle, 3/5/16	25 (2nd half), Jack Gibbs, at Davidson, 1/16/16
Scored 25+ Points In A Half	26 (2nd half), Ricky Harris at Saint Joseph's, 1/23/08	26 (2nd half), Jack Gibbs, at Davidson, 1/16/16
One Player Scored 30+ Points In Back-To-Back Games	Trey Davis (30 at Davidson, 1/16/16; 36 vs. Saint Louis, 1/23/16)	-
Two Players Scored 20+ Points	Jabarie Hinds (21) & Trey Davis (20) vs. Rhode Island, 3/10/16	Marcus Posley (22) & Dion Wright (21), at St. Bonaventure, 2/27/16
Two Players Scored 20+ Points In Back-To-Back Games	Rhode Island, 3/3/12 & Duquesne, 3/6/12 (Morgan 25, Carter 22) & (Williams 21, Farrell & Putney 20) vs. Clemson, 11/23/15	at Vanderbilt (1/5/08) & Saint Joseph's (1/9/08) (Shan Foster 32, A.J. Ogilvy 25) & (Ahmad Nivins 31, Pat Calathes 21) at Central Connecticut (1/3/11)
Three Players Scored 20+ Points	(Donte Clark [25], Trey Davis [25], Jabarie Hinds [21])	(Robby Ptacek 26, Ken Horton 24, Shemik Thompson 24)
Two Players Scored 25+ Points	Trey Davis (26) & Jabarie Hinds (25) at St. Bonaventure, 2/27/16	Howard, 11/14/15 (James Daniel III [30], James Miller [27])
Five Players Scored 10 Points	5, Boston University, 12/2/15 (Donte Clark [20], Trey Davis [20], Jabarie Hinds [18], Rashaan Holloway [18], C.J. Anderson [12])	5, at Duquesne (OT), 2/14/16 (Micah Mason [29], L.G. Gill [20], Eric James [15], Derrick Colter [11], Josh Steel [11])
Six Players Scored 10 Points	6, BYU, 12/7/13 (Chaz Williams [32], Sampson Carter [20], Raphael Putney [20], Maxie Esho [12], Trey Davis [11], Derrick Gordon [10])	6, at #25 Dayton, 1/6/16 (Charles Cooke [18], Steve McElvene [13], John Crosby [11], Kyle Davis [11], Dyshawn Pierre [11] & Sam Miller [10])
Had 15 Rebounds	17, Antwan Space at Duquesne (OT), 2/14/16	16, Terry Allen, at Richmond, 2/6/16
Had 20 Rebounds	27, Jim Town vs. Boston College, 12/12/76	20, Yinka Dare, George Washington, 2/27/94
Had 10 Offensive Rebounds	11, Sean Carter at Duquesne, 2/11/10	10, Keith Butler, Temple, 3/3/04
Had 10 Defensive Rebounds	11, Trey Davis vs. La Salle, 3/5/16	10, Kuran Iverson, at Rhode Island, 3/3/16
Two Players Had 10 Rebounds	Duquesne, 2/14/15 (Maxie Esho 13, Derrick Gordon 10)	Rhode Island, 3/10/16 (Earl Watson 15, Kuran Iverson 10)
Three Players Had 10 Rebounds	La Salle, 3/5/08 (Gary Forbes 11, Tony Gaffney 10, Chris Lowe 10)	at La Salle, 2/27/11 (Jerrell Williams 13, Earl Pettis 10, Steve Weingarten 10)
Guard Had 10 Rebounds	12, Trey Davis, La Salle, 3/5/16	10, Joseph Chartouny, Fordham (OT), 1/30/16
Had A Triple-Double	Chris Lowe vs. La Salle, 3/5/08 (14 points, 10 rebounds, 14 assists)	None
Had A Double-Double In A Half	Terrell Vinson, vs. Fordham 1/5/12 (11 points, 11 reb., 2nd half)	Chris Gaston, Fordham, 1/5/12 (11 points, 10 reb., 2nd half)
Two Players Had Double-Doubles	Saint Joseph's, 2/25/15 (Cady Lalanne 14p, 13r; Trey Davis 11p, 10r)	vs. Florida State, 11/24/11 (Michael Snaer 18p, 10r; Okaro White 11p, 11r)
Three Players Had Double-Doubles	Providence, 12/28/13 (Williams 10p/10a; Carter 12p/12r; Lalanne 10p/15r)	at Syracuse, 11/28/07 (A. Onuaku 20 pts, 10 reb; P. Harris 13 pts, 11 reb; J. Flynn 20 pts, 12 ast)
Converted A Four-Point Play	Trey Davis, George Mason, 2/21/16	Sean Johnson, Duquesne, 1/17/13
Made 15 Field Goals	15, Lou Roe at Holy Cross, 12/11/93	16, Chris Brooks, West Virginia, 2/12/91
Attempted 25 Field Goals	26, Ricky Harris at La Salle, 3/3/10	26, Jack Gibbs, at Davidson, 1/16/16
Shot .750 From The Field (min. 10 att.)	.909 (10-11), Trey Davis, Iona, 12/30/14	.800 (8-10), Raymar Morgan, vs. Michigan State, 11/28/09
Made 15 Free Throws	18, Trey Davis vs. New Orleans, 12/16/15	15, Jack Gibbs, at Davidson, 1/16/16
Attempted 20 Free Throws	20, Trey Davis vs. New Orleans, 12/16/15	20, Jameer Nelson, Saint Joseph's, 3/8/03
Shot 1.000 From The Line (min. 10 att.)	10-10, Trey Davis, vs. Rhode Island, 3/10/16	1.000 (11-11), Devin Brown, Holy Cross, 11/27/10
Made Seven Three-Pointers	7, Jabarie Hinds at Duquesne (OT), 2/14/16	7, Yuta Watanabe, George Washington, 3/7/15
Attempted 15 Three-Pointers	16, Trey Davis at Davidson, 1/16/16	16, Derrico Green, Charlotte, 1/30/10
Shot .750 From 3-Point (min. 5 att.)	.875 (7-8), Jabarie Hinds at Duquesne (OT), 2/14/16	.800 (4-5), Isaiah Miles, Saint Joseph's, 2/24/16
Had 10 Assists	10, Trey Davis, Saint Joseph's, 2/25/15	10, Micah Mason, at Duquesne (OT), 2/14/16
Had 15 Assists	15, Carl Smith vs. Duquesne, 1/23/86	Unknown
Had Eight Blocks	9, Tony Gaffney, Boston College, 12/6/08	14, Darrius Garrett, at Richmond, 1/13/10 (Atlantic 10 record)
Had Five Steals	5, C.J. Anderson, at Fordham, 2/17/16	9, James Daniel III, Howard, 11/14/15

A TEAM...

CATEGORY	UMASS	OPPONENT
Won By 30 Points	30, (99-69), vs. Boston University, 12/2/15	30 (93-63) at #25 Dayton, 1/6/16
Won By 40 Points	50 (103-53) at Duquesne, 1/24/95	40 (90-50) Texas Tech, 11/21/03
Scored 100 Points	108, at Duquesne (OT), 2/14/16	104 vs. Seton Hall, 12/11/10
Scored Under 50 Points	43, at Dayton, 2/25/12	48, Texas Christian, 11/20/10
Scored Under 40 Points	38 vs. Saint Joseph's, 1/5/02	34, Temple, 1/21/06
Scored 50 Points In A Half	51 (2nd half), at Duquesne (OT), 2/14/16	50 (2nd half), at St. Bonaventure, 2/27/16
Scored 60 Points In A Half	61 (second half) vs. La Salle, 3/5/08	60 (2nd half), vs. Creighton, 11/25/15
Scored Under 10 Points In A Half	9 (first half) at Temple, 2/1/06	9 (first half), Connecticut, 12/10/02
Scored Under 15 Points In A Half	12 (first half) at Rhode Island, 3/3/16	15 (first half), Temple, 1/21/06
Scored Under 20 Points In A Half	12 (first half) at Rhode Island, 3/3/16	15 (first half), Saint Joseph's, 2/23/11
Rally from 10-point deficit to win	at Duquesne (OT), 2/14/16 (down 13 [43-30] with 00:31 to go in 1st)	at St. Bonaventure, 2/27/16 (down 18 [39-21] with 3:57 to go in the 1st)
Rally from 20-point deficit to win	vs. Rider, 11/12/10 (down 22 [46-24] with 16:24 to go in 2nd)	Unknown
Had A +20 Rebound Margin	+23 (48-25) vs. CCSU, 12/30/11	+24 (57-33) at La Salle, 2/27/11
Had 50 Rebounds	60 at Duquesne, 2/11/10	50, vs. Florida, 11/30/11
Had 60 Rebounds	60 at Duquesne, 2/11/10	61, Hofstra, 12/20/08
Had Less Than 25 Rebounds	23, at St. Bonaventure, 2/27/16	24, at Saint Joseph's, 2/5/11
Had 25 Offensive Rebounds	30 vs. Ohio State, 4/3/08	26, at George Washington, 2/17/10
Had Less Than Five Offensive Reb.	4, vs. VCU, 3/10/16	2, St. Bonaventure, 1/9/16
Had 40 Defensive Rebounds	40 vs. La Salle, 3/5/08	40, Rutgers, 2/27/88
Made 40 Field Goals	40 at West Virginia, 1/27/95	41, vs. Michigan State, 11/28/09
Attempted 80 Field Goals	87 vs. Ohio State, 4/3/08	85, Hofstra, 12/20/08
Attempted Less Than 40 Field Goals	37, Richmond, 2/3/07	39, at Saint Louis, 1/14/06
Shot .600 From The Field	.619 (39-63) vs. Dartmouth, 11/11/06	.600 (30-50), at George Washington, 3/7/15
Made Less Than 15 Field Goals	13, at Dayton, 2/25/12	13, Temple, 1/21/06
Shot Less Than .300 From The Field	.250, at Dayton, 2/25/12	.293, at Rhode Island, 2/19/11
Made 30 Free Throws	30, at Duquesne (OT), 2/14/16	30 at Florida State, 11/24/11
Made 40 Free Throws	40 vs. Arkansas (50 attempted), 11/25/94	Unknown
Made Less Than Five Free Throws	4, at UCF (6 attempted), 12/8/15	3, Fordham, 1/6/10
Attempted 50 Free Throws	50 vs. Arkansas (40 made), 11/25/94	54 at Saint Joseph's, 1/23/08 (UMass opponent record)
Attempted Less Than 10 Free Throws	6, at UCF (4 made), 12/8/15	8, Rhode Island, 1/30/11
Shot .900 From The Line	.931 (27-29), Manhattan, 11/18/14	.923 (24-26), at Davidson, 1/16/16
Made 15 Three-Pointers	16, vs. Clemson, 11/23/15 (tied school record)	15, at St. Bonaventure, 2/15/03
Made No Three-Pointers	0, Boston College, 11/16/14	0, Florida State, 11/23/14
Attempted 30 Three-Pointers	37, at Davidson (12 made), 1/16/16	35, Elon, 11/11/11
Attempted Less Than Five Three-Ptrs	3, Boston College, 11/16/14	4, at Duquesne, 1/7/06
Shot .500 From Three-Point Range	.520 (13-25), Boston University, 12/2/15	.556 (10-18), vs. St. Bonaventure, 1/9/16
Had 25 Assists	27 vs. La Salle, 3/5/08	28, #10/14 Providence, 12/21/15
Had Less Than Five Assists	4, vs. Creighton, 11/25/15	4, vs. Clemson, 11/23/15
Had 25 Turnovers	29 at Duquesne, 1/18/12	26 vs. Towson, 11/30/11
Had Five Or Fewer Turnovers	4 vs. Temple, 3/10/01	4, Temple, 3/3/04
Had 15 Blocks	15 vs. La Salle, 3/5/08	17, at Richmond, 1/13/10 (UMass opponent record)
Had No Blocks	0, at Harvard, 11/17/15	0, vs. Utah, 11/25/11
Had 15 Steals	17, Northeastern, 11/26/14	17, Duquesne, 2/16/11
Had No Steals	0, Dayton, 1/9/11	0, Alabama-Birmingham, 11/25/05



HEAD COACH DEREK KELLOGG

MASSACHUSETTS '95 // NINTH SEASON AS HEAD COACH OVERALL AND AT MASSACHUSETTS

Entering his ninth season at the helm of his alma mater, UMass men's basketball head coach Derek Kellogg has guided the Minutemen back to prominence with national postseason appearances in the NCAA Tournament and NIT, culminating in 140 head coach victories for the 1995 UMass graduate entering 2016-17.

Kellogg, already the third-winningest coach in the 100-plus year history of UMass basketball, moved the Minutemen down the block to the program's new home, the John Francis Kennedy

Champions Center for UMass Basketball ahead of the 2015-16 season. The 53,000-square foot basketball-centric facility offers one of the top homes in college basketball with dedicated practice courts, full athletic training and strength and conditioning suites, a cinema-style film room and additional space for team meetings and meals, coach and administrative offices and a connecting tunnel to the Mullins Center.

With the help of assistant coaches Andy Allison, Shyrone Chatman and Adam Ginsburg, Kellogg guided Massachusetts averaged 20 wins per season over the last five campaigns. The successful stretch includes the 24-win season in 2013-14 when Kellogg led the Minutemen back to the NCAA Tournament for the first time in 15 years and an NIT Final Four berth during 2011-12.

Kellogg's noted success as a recruiter, combined with the state-of-the-art, dedicated home for basketball at UMass, helped the eighth-year leader land a top-25 class ahead of the 2016-17 school year. The group, comprised of Chris Baldwin, Tyrn Flowers, Brison Gresham, DeJon Jarreau and Unique McLean, ranked among the top 25 nationally and provide the Minutemen the most vaunted incoming class in the Atlantic 10 Conference.

In addition to infusing energy on the sidelines and court, Kellogg-led UMass teams have re-dedicated themselves to the local and regional community that cheers on the Minutemen. Kellogg serves as the Honorary Co-Chairman of the Juvenile Diabetes Research Foundation for the Northern Connecticut/Western Massachusetts chapter, while participating with the entire team in the JDRF Walk to Cure Diabetes. He has also lent his time to the Clarke Schools for Hearing and Speech and Baystate Children's Hospital of Springfield/Children's Miracle Network.

The 2015-16 season marked a year of transition for the Minutemen as the squad adjusted to its new home in the Champions Center. The guard trio of Donte Clark, Trey Davis and Jabarie Hinds buoyed Massachusetts as it reached the Atlantic 10 Championship Quarterfinals via the combined strength of nearly 50 points per game from the three. Davis collected USBWA All-Region following the season while Hinds earned Atlantic 10 Co-Sixth Man of the Year.

Massachusetts picked up its fourth consecutive winning season in 2014-15, spearheaded by Kellogg and a pair of then-seniors and current professional basketball players, Maxie Esho and Cady Lalanne. Esho, who recently signed an NBA D-League contract, and Lalanne, the 55th pick of the 2015 NBA Draft (San Antonio Spurs), assisted Kellogg in winning 17 games and finishing tied for sixth in the talent-rich Atlantic 10.

In 2013-14, Kellogg's dedication to his alma mater brought the program back to the national spotlight. UMass opened the year with 10-consecutive victories and collected the Charleston Classic Championship as it rose to a top-20 ranking - its first time in the polls since early in the 1998-99 campaign. The squad eventually was slotted as high as No. 12 in the coaches poll and No. 13 in the Associated Press ledger and spent 10 weeks and played 15 games as a ranked team.

The year secured UMass a No. 6 seed in the NCAA Tournament after the program had not achieved that benchmark since 1998. Senior Chaz Williams capped his Minuteman career with his third consecutive appearance on first team all-district and all-conference listings.

UMass also continued its rise at the gate as the team averaged 6,600 fans, putting season attendance numbers at a 100 percent increase over the previous three years. The Minutemen sold-out six games at the Mullins Center and, by year's end, UMass' home attendance had increased by 1,345 fans from 2012-13 to 2013-14, ranking 10th nationally.

The 2013-14 campaign marked the second-consecutive year the Minutemen appeared in the top-30 for the largest increase from the previous year. The 6,600 home attendance average was the highest since the 1998-99 campaign, while the single-season increase was the largest since moving into the Mullins Center midway through the 1992-93 year. It was also the eighth-highest average in school history.

The Minutemen posted 21 victories during 2012-13, including their second NIT appearance in as many seasons. Williams picked up his second consecutive first team all-conference and NABC all-district laurels and became the first player to go back-to-back in both categories since Rashaun Freeman (2005-07).

During 2011-12, Kellogg's tutelage led Massachusetts to a 25-11 overall record and advanced to the semifinals of the Atlantic 10 Championship and the NIT. Kellogg's energy as a coach, mimicked by the squad on the court, earned UMass a tied for fifth in the A-10 after the squad was picked 12th in the preseason poll. Kellogg also installed his up-tempo offense to go along with a pressure defense that resulted in a team breaking the school record for steals, while ranking in the top five nationally in possessions per game.

Leading the way during 2011-12 was Williams, who tallied first team all-Atlantic 10 and NABC all-district after averaging 16.9 points, 6.2 assists and 4.4 rebounds per game. Williams set UMass sophomore records for assists (231) and steals (81). The friendly confines of the Mullins Center and its home crowd helped the team earn a 15-1 mark during games played in Amherst. The Minutemen played before four crowds of more than 6,200 in the final six games, including a season-high 8,399 in the victory over Saint Louis.

In 2010-11, Kellogg guided UMass to its best start since the 1995-96 Final Four campaign as the Minutemen opened the year with a 7-0 mark. UMass also posted its first seven-game win streak since 1998 and have since eclipsed that figure when it won 10 straight at the start of 2013-14.

DEREK KELLOGG'S YEAR-BY-YEAR COACHING RECORD

SEASON	PROGRAM	POSITION	RECORD	POSTSEASON NOTE(S)
1996-97	Massachusetts	Graduate Assistant	19-14	NCAA First Round
1997-98	George Mason	Assistant Coach	9-18	-
1998-99	George Mason	Assistant Coach	19-11	CAA Champions/NCAA First Round
1999-00	Youngstown State	Assistant Coach	12-16	-
2000-01	Memphis	Assistant Coach	21-15	NIT Final Four
2001-02	Memphis	Assistant Coach	27-9	C-USA Division Champs/NIT Champions
2002-03	Memphis	Assistant Coach	23-7	C-USA Division Champs/NCAA First Round
2003-04	Memphis	Assistant Coach	22-8	C-USA Champions/NCAA Second Round
2004-05	Memphis	Assistant Coach	22-16	NIT Final Four
2005-06	Memphis	Assistant Coach	33-4	C-USA Champions/NCAA Elite Eight
2006-07	Memphis	Assistant Coach	33-4	C-USA Champions/NCAA Elite Eight
2007-08	Memphis	Assistant Coach	38-2	C-USA Champions/NCAA Finalists
2008-09	Massachusetts	Head Coach	12-18	Atlantic 10 Tournament
2009-10	Massachusetts	Head Coach	12-20	Atlantic 10 Tournament
2010-11	Massachusetts	Head Coach	15-15	Atlantic 10 Tournament
2011-12	Massachusetts	Head Coach	25-12	Atlantic 10 Tournament/NIT Final Four
2012-13	Massachusetts	Head Coach	21-12	Atlantic 10 Tournament/NIT First Round
2013-14	Massachusetts	Head Coach	24-9	Atlantic 10 Tournament/NCAA Second Round
2014-15	Massachusetts	Head Coach	17-15	Atlantic 10 Second Round
2015-16	Massachusetts	Head Coach	14-18	Atlantic 10 Quarterfinals
2016-17	Massachusetts	Head Coach	-	-
As Head Coach	One Program	Ninth Season	140-119	1 NCAA Tournament Appearance 2 NIT Appearances
Overall	Four Programs	21st Season	417-240	8 Atlantic 10 Tournament Appearances 8 NCAA Tournament Appearances 5 NIT Appearances 7 Conference Championships

UNIVERSITY OF MASSACHUSETTS MEN'S BASKETBALL COACHING STAFF

Kellogg capped his second season with an Atlantic 10 Tournament appearance and first round victory, the first in eight years, as UMass knocked off No. 6 seed Charlotte, 59-56.

In his first year as the head coach at UMass, Kellogg led the Minutemen to one of their most thrilling wins in recent memory, an epic win over defending NCAA Champion Kansas before a nationally-televised audience on ESPN.

Kellogg's first full recruiting class at UMass was named one of the nation's top groups and the consensus best class in the A-10. Kellogg guided Putney, Riley and Vinson to 1,000-point careers at UMass while members of the quintet helped Kellogg win 97 games from 2009-14 and secure three national postseason appearances.

Kellogg was named the 21st head coach in University of Massachusetts men's basketball history on April 23, 2008. He returned to his alma mater for his first head coaching opportunity after he served as an assistant coach for 12 years, the last eight at the University of Memphis under former UMass head coach and Naismith Hall of Fame inductee John Calipari. The energetic and hard-working Kellogg is largely credited for recruiting many of the student-athletes who helped Memphis reach the 2008 NCAA Championship Game and record eight consecutive 20-win seasons with as many consecutive postseason berths, and Kellogg has continued his strong recruiting efforts at UMass.

Kellogg spent eight years on the Memphis staff alongside Calipari where he brought his "coach on the floor" mentality at UMass to the sidelines, and it produced results for the Tigers. In Kellogg's eight seasons in Memphis, he helped the Tigers to eight-straight 20-win seasons and eight consecutive postseason berths (NCAA: 2003, '04, '06, '07, '08; NIT: 2001, '02, '05). It marked the first time the Memphis basketball program reached eight consecutive national postseasons, breaking the previous mark of six-in-a-row from 1988-93.

In 2007-08, Kellogg was an integral part of another magical Tiger campaign, which continued through to the 2008 NCAA Tournament Championship Game. The NCAA Final Four appearance was the Tigers' first since 1985 and the NCAA title contest was the program's first since 1973. Memphis set an NCAA single-season record for victories with 38 wins (38-2 mark) and held down the No. 1 spot in both national polls for five-straight weeks during the season. The Tigers finished 2007-08 ranked No. 2 in the nation, the highest final ranking in school history. Memphis also won a school-record 26-straight games and swept the Conference USA regular season and tournament titles for a third-consecutive season.

The Tigers won 30 games for a third-straight year in 2007-08, becoming the second school in NCAA Division I history to accomplish the feat. Kentucky was the first to do so from 1947-49 and 1996-98. UCLA joined the elite group later in 2007-08. From 2005-06 to 2007-08, Memphis won 104 games (104-10 record) and tied the 1996-98 Kentucky squads for the most victories in a three-year period in NCAA Division I history.

In 2006-07, Kellogg helped lead Memphis to another record-setting campaign. The Tigers won 33 games for a second-straight season (33-4 record) and captured their second-consecutive Conference USA regular season and tournament titles. The back-to-back outright regular season crowns were a first for the Memphis program, and the consecutive tournament championships were the Tigers first since they won two-straight Metro Conference Tournaments in 1984 and 1985. Memphis advanced to the NCAA Tournament Elite Eight for a second-straight year (2006, 2007), marking the first time in school history that happened.

The 2006-07 Tigers also pulled a first in Conference USA history. Memphis posted a perfect 16-0 regular season mark and captured the league's postseason tournament. The Tigers were the second squad in C-USA history to go 16-0 in the regular season as Cincinnati did so in 1999-2000. That Bearcat team, though, did not win the Conference USA Tournament title. The Tigers received a No. 2 seed in the NCAA Tournament and finished in the top 10 in both national polls (No. 5/AP; No. 7/ESPN-USA Today).

Kellogg also played an integral role in the Tigers' 2005-06 remarkable season. Memphis posted a 33-4 record and won the Conference USA regular season and tournament titles. The conference regular season crown was the Tigers' second in three years. The 2005-06 Memphis squad earned the program's first-ever NCAA Tournament No. 1 seed and advanced to the Elite Eight for the first time since 1992. The Tigers finished the season ranked in the top 10 of both national polls (No. 4/AP; No. 6/ESPN-USA Today). Those final rankings were the highest in Memphis basketball history at the time.

From when Kellogg joined the Memphis staff in 2000-01, the Tigers won the 2002 National Invitation Tournament Championship, claimed a share of the 2004 Conference USA regular season crown and took home the 2002 and 2003 C-USA National Division titles. The Tigers posted 219 overall victories (27.3 wins per year) and 101 conference wins (12.6 league victories per year) in his eight seasons. The eight years prior to that span, the Tigers only had 140 total wins and 66 conference victories.

In addition to the 2006-08 final national rankings, the Tigers also finished the 2003 (No. 19) and 2004 (No. 24) seasons ranked in the final Associated Press poll. Prior to the 2002-03 and 2003-04 seasons, the last time Memphis was ranked in the final polls in consecutive years was the 1984-85 and 1985-86 campaigns.

Kellogg was an off-campus recruiter for the Tigers and also assisted in scouting opponents. His hard work -- especially on the recruiting trail -- gained him national recognition. In the summer of 2007, Rivals.com listed Kellogg (No. 7 spot) as one of the nation's 10 assistants "ready to move up." A year earlier in 2006, the same web site named Kellogg as one of the nation's top 25 recruiters, and HoopScoop magazine tabbed him as one of the nation's top assistant coaches.

Prior to joining Calipari's staff, Kellogg spent one season at Youngstown State. In his lone year at Youngstown State, Kellogg was a member of a coaching staff led by former UMass assistant John Robic that rallied a community around Penguin basketball. Youngstown State finished fourth in the Mid-Continent Conference regular season standings, despite the absence of leading scorer Elmer Brown for the final seven games of the regular season. Youngstown State signed a freshman class that included three top-100 recruits during Kellogg's tenure.

Kellogg joined the Youngstown State staff after two seasons at George Mason University in Fairfax, Va., where he worked for Jim Larranaga. The Patriots posted a 19-11 record during the 1998-99 season, captured the Colonial Athletic Association regular season and tournament championships and earned an automatic bid to the 1999 NCAA Tournament.

As a four-year letterwinner at Massachusetts from 1992-95, Kellogg played on four Atlantic 10 Conference regular season and tournament championship teams. The Minutemen were just the second team in NCAA history to win four-straight outright season and tournament championships.

During his four-year career at UMass under Calipari, the Minutemen were 111-24, including 51-11 in the Atlantic 10, and advanced to the NCAA Tournament each year, including the Elite Eight in 1995. Kellogg was named the team's captain as a junior and senior, earned Atlantic 10 All-Conference in 1995 and picked up three Atlantic 10 All-Academic honors. Kellogg ranks fifth in assists (453) and seventh in three-pointers (138) as well as seventh in three-point percentage (38.1) all-time at UMass.

Kellogg played his high school basketball at Springfield Cathedral where he was a two-time Massachusetts All-State player and McDonald's All-America Honorable Mention.

Following graduation from UMass, Kellogg pursued professional basketball before he began his coaching career at his alma mater. He was a graduate assistant and part-time radio broadcaster at UMass for the 1996-97 season after he played a season with the Connecticut Skyhawks in the United States Basketball League in 1995.

Kellogg, 42, is a 1995 graduate of the University of Massachusetts with a degree in real estate and finance. In May 2005, he married Nicole Flory, who graduated from UMass in 1997. The couple has one son, Max, while Kellogg's parents, George and Ruth, still reside locally in Belchertown, Mass.

KELLOGG'S MARQUEE HEAD COACHING VICTORIES

First Victory	Massachusetts 90, Arkansas-Monticello 71; Nov. 11, 2008
25th Victory	Massachusetts 77, Rider 67; Nov. 12, 2010
50th Victory	Massachusetts 97, Central Connecticut 65; Dec. 30, 2011
75th Victory	Massachusetts 77, Fordham 73; Jan. 13, 2013
100th Victory	Massachusetts 88, George Mason 87; Jan. 15, 2014
125th Victory	Massachusetts 82, Duquesne 74; Feb. 14, 2015
First A-10 Victory	Massachusetts 75, Dayton 62; Jan. 10, 2009
25th A-10 Victory	Massachusetts 86, George Washington 75; Feb. 4, 2012
50th A-10 Victory	Massachusetts 60, Rhode Island 56; Jan. 17, 2015
First Postseason Win	Massachusetts 59, Charlotte 56 (Atlantic 10 Tournament); March 9, 2010
First NIT Win	Massachusetts 101, Mississippi State 96 (20T); March 13, 2012



23 C.J. ANDERSON

JUNIOR • GUARD • 6-6 • 207

MEMPHIS, TENN. • ARLINGTON HIGH SCHOOL

2015-16 SEASON NOTES

- Matched or reset each of his single game career highs as a sophomore, including his double-digit point and rebound performances.
- Led the Minutemen in rebounding during five contests, the most among returning guards.
- Made his first appearance on the year and tallied six points with two rebounds during the 85-79 win over Howard (11/14).
- Ripped down a personal best 12 rebounds, seven more than his previous career high, and dished out six assists over 26 minutes against Central Arkansas (11/19).
- Notched a career best 12 points with three assists in 27 minutes during the 99-69 win over Boston University.
- Solid off the bench at FGCU (12/13) with nine points, four rebounds and a game-best four assists over 31 minutes played.
- Totaled five points, tied for the team lead with four assists, grabbed three boards and earned one steal vs. George Washington (1/12).
- Made his first collegiate start at point guard at Saint Joseph's (1/27).
- Played a career high 42 minutes through overtime against Fordham (1/30), when he had a near double-double on 11 rebounds, nine points and five assists.
- Scored all six of his points in overtime to help UMass to its 61-56 OT victory over Rhode Island (2/2).
- Had seven rebounds, five points, four assists and a block in the 108-99 overtime win at Duquesne (2/14).
- Swiped a career-high five steals - tied for the most by a Minuteman this year - and posted six points with five boards at Fordham (2/17).
- Led UMass with nine rebounds, scored four points, earned four steals and dished out three assists in the win over George Mason (2/21).
- Ended the regular season with an eight-rebound, three-point, two-assist, one-block performance in the win over La Salle (3/5).

HIGH SCHOOL & PERSONAL NOTES

- Played at Arlington High School for three years and Whitehaven High School for one.
- Father, Cedric, Sr., played basketball at Tennessee Tech.

2015-16 SEASON BESTS

Pts: 12, vs. Boston University, 12/2/15
Rebs: 12, vs. Central Arkansas, 11/19/15
FGM: 4, 2x, last vs. Fordham, 1/30/16
FGA: 9, vs. Fordham, 1/30/16
3FGM: 2, vs. Boston University, 12/2/15
3FGA: 3, 2x, last vs. Fordham, 1/30/16
FTM: 5, at Duquesne, 2/14/16
FTA: 6, 2x, last at Rhode Island, 3/3/16
Ast: 6, vs. Central Arkansas, 11/19/15
Blk: 1, 4x, last vs. La Salle, 3/5/16
Stl: 5, at Fordham, 2/17/16
Min: 42, vs. Fordham, 1/30/16

CAREER BESTS

Pts: 12, vs. Boston University, 12/2/15
Rebs: 12, vs. Central Arkansas, 11/19/15
FGM: 4, 2x, last vs. Fordham, 1/30/16
FGA: 9, vs. Fordham, 1/30/16
3FGM: 2, vs. Boston University, 12/2/15
3FGA: 3, 2x, last vs. Fordham, 1/30/16
FTM: 5, at Duquesne, 2/14/16
FTA: 6, 2x, last at Rhode Island, 3/3/16
Ast: 6, vs. Central Arkansas, 11/19/15
Blk: 1, 6x, last vs. La Salle, 3/5/16
Stl: 5, at Fordham, 2/17/16
Min: 42, vs. Fordham, 1/30/16

ANDERSON'S 2015-16 GAME-BY-GAME


Date	Opponent	GS	MIN	FG-A	3P-A	FT-A	REB	PF	A	TO	BL	ST	PTS
N14	Howard		20	2-3	1-2	1-2	2	3	0	4	0	0	6
N 17	Harvard		19	1-4	0-1	0-0	3	1	1	0	0	1	2
N19	Central Arkansas		26	1-2	1-1	0-0	12	2	6	1	0	0	3
N23	Clemson		12	0-0	0-0	0-0	0	1	0	1	0	0	0
N25	Creighton		21	0-2	0-1	2-2	2	0	0	1	1	0	2
D2	Boston University		27	4-5	2-2	2-2	3	1	3	0	0	0	12
D5	Ole Miss		23	2-3	1-2	0-0	3	2	1	1	0	0	5
D8	UCF		23	1-6	0-2	1-2	7	2	2	2	0	0	2
D13	Fla. Gulf Coast		31	3-6	1-2	2-2	4	1	4	1	0	1	9
D16	New Orleans		20	0-2	0-0	0-0	2	0	4	1	0	1	0
D21	Providence		22	1-4	1-3	0-0	2	1	1	0	0	1	3
D29	LIU Brooklyn		19	0-0	0-0	0-0	2	1	3	2	0	0	0
J3	La Salle		26	1-1	0-0	2-3	6	1	1	2	0	0	4
J6	Dayton		29	2-4	1-2	0-0	1	2	0	0	0	1	5
J9	St. Bonaventure		32	1-3	0-0	0-0	6	2	2	3	0	2	2
J12	G. Washington		23	2-4	0-1	1-2	3	2	4	2	0	1	5
J16	Davidson		30	1-4	0-2	0-0	5	4	1	0	0	2	2
J23	Saint Louis		18	0-2	0-2	1-1	2	4	2	1	0	0	1
J27	Saint Joseph's	*	30	1-6	0-2	0-0	7	1	2	1	0	0	2
J30	Fordham	*	42	4-9	0-3	1-2	11	2	5	2	0	1	9
F2	Rhode Island	*	21	1-1	0-0	4-4	1	3	1	1	0	1	6
F6	Richmond	*	28	1-4	0-0	0-0	3	2	3	1	0	0	2
F11	VCU	*	22	0-3	0-1	0-0	1	0	1	0	0	0	0
F14	Duquesne	*	25	0-2	0-1	5-6	7	4	4	1	1	0	5
F17	Fordham	*	36	3-6	0-1	0-0	5	4	2	1	0	5	6
F21	George Mason	*	32	2-5	0-1	0-0	9	0	3	2	1	4	4
F24	Saint Joseph's	*	28	1-4	0-2	0-0	5	2	2	1	0	1	2
F27	St. Bonaventure	*	6	0-0	0-0	0-0	0	1	1	1	0	1	0
M3	Rhode Island	*	22	1-3	0-0	3-6	3	1	1	0	0	1	5
M5	La Salle	*	20	1-2	0-0	1-2	8	3	2	4	1	0	3
M10	Rhode Island		15	1-2	1-1	0-0	3	0	1	2	0	1	3
M11	VCU		26	0-0	0-0	2-2	1	1	3	0	0	0	2

ANDERSON'S MISCELLANEOUS STATISTICS

Double-Digit Scoring Games: 1, vs. Boston University, 12/2/15
Double-Digit Rebound Games: 2, last vs. Fordham, 1/30/16
Games With 5+ Assists: 2, last vs. Fordham, 1/30/16
Games With 5+ Steals: 1, at Fordham, 2/17/16

ANDERSON'S CAREER STATISTICS

YEAR	GP-GS	MIN/AVG	FGM-FGA/%	3PM-3PA/%	FTA-FTM/%	O-D-T REB/AVG	PF/DQ	AST	TO	BLK	STL	PTS/AVG
14-15	29-0	293/10.1	10-30/.333	3-13/.231	7-10/.700	10-31-41/1.4	41/0	17	11	2	9	30/1.0
15-16	32-11	774/24.2	38-102/.373	9-35/.257	27-36/.750	18-111-129/4.0	54/0	67	37	4	25	112/3.5
16-17	-	-	-	-	-	-	-	-	-	-	-	-
TOTALS	61-11	1067/17.5	48-132/.364	12-48/.250	34-46/.739	28-142-170/2.8	95/0	84	48	6	34	142/2.3



5 CHRIS BALDWIN

FRESHMAN • FORWARD • 6-8 • 235

SPRINGFIELD, MASS. • CENTRAL HIGH SCHOOL • NOTRE DAME PREP

CAREER BESTS

Pts: -
 Rebs: -
 FGM: -
 FGA: -
 3FGM: -
 3FGA: -
 FTM: -
 FTA: -
 Ast: -
 Blk: -
 Stl: -
 Min: -

BEFORE UMASS & PERSONAL

- Four-star recruit ranked No. 2 in Massachusetts, No. 31 in the region and No. 32 at power forward according to ESPN.
- Three-star recruit ranked No. 4 in Massachusetts and No. 42 at power forward according to 247Sports.
- Three-star recruit according to Rivals.
- Chose UMass over offers from Fairfield, La Salle, Pittsburgh, Rhode Island, Temple, Towson and West Virginia, among other.
- Averaged 15.6 and 11.8 points per game during his two seasons playing at Central High School.
- Played AAU for Mass Rivals.

BALDWIN'S CAREER STATISTICS

YEAR	GP-GS	MIN/AVG	FGM-FGA/%	3PM-3PA/%	FTA-FTM/%	O-D-T REB/AVG	PF/DQ	AST	TO	BLK	STL	PTS/AVG
16-17	-	-	-	-	-	-	-	-	-	-	-	-



33 SETH BERGER

REDSHIRT JUNIOR • FORWARD • 6-8 • 212

SEATTLE, WASH. • BALLARD HIGH SCHOOL

2015-16 SEASON NOTES

- Scored double figures in five games.
- Reset his career highs in all statistical categories during his redshirt sophomore season.
- Returned from his 2014-15 season-ending injury with 10 points, four rebounds and a steal in the win over Howard (11/14).
- Notched a then-personal-best nine rebounds with two assists and a steal against Clemson (11/23).
- Added eight points, a pair of boards and two steals in 24 minutes played against Creighton (11/25).
- Tied his then-career best in points (14) during 20 minutes played against Ole Miss (12/5).
- Totaled 14 points with three boards and a pair of steals at FGCU (12/13) as he finished with career highs in field goals made (6) and tied his most attempted (8).
- Ripped down 10 rebounds, a one-game personal best, and tied his career high with a pair of blocks against LIU Brooklyn (12/29).
- Tallied a career-best 15 points (5-6 FG, 1-1 3FG, 4-5 FT) with seven boards, two assists, one block and a steal without turning it over in 34 minutes on the floor at La Salle (1/3).
- Came off the bench with a team-high and single-game personal best 17 points to go along with six rebounds and two steals at Saint Joseph's (1/27).
- Totaled six points to go with five rebounds at Richmond (2/6).
- Suffered an injury to his head against VCU (2/12) and walked off under his own power but did not return to the game.
- Did not play at Duquesne (2/14) due to the injury suffered vs. VCU.
- Posted eight points and a season-high three steals in the near-upset of St. Bonaventure (2/27).

2014-15 SEASON NOTES

- Started the first eight games of the year before his missed the remaining 24 due to injury.
- Established a then-personal-best with nine points and individual high of four steals in 13 minutes against Northeastern (11/26).

HIGH SCHOOL & PERSONAL NOTES

- Ranked as the No. 38 small forward in the country and No. 4 player in the state of Washington by ESPN.
- Father, Bill, played basketball at Northwest College (1986-88).

2015-16 SEASON BESTS

Pts: 17, at Saint Joseph's, 1/27/16
Rebs: 10, vs. LIU Brooklyn, 12/29/15
FGM: 7, at Saint Joseph's, 1/27/16
FGA: 11, at Saint Joseph's, 1/27/16
3FGM: 2, 2x, last at St. Bonaventure, 2/27/16
3FGA: 6, at Saint Joseph's, 1/27/16
FTM: 5, vs. Ole Miss, 12/5/15
FTA: 6, vs. Ole Miss, 12/5/15
Ast: 3, vs. Boston University, 12/2/15
Blk: 2, vs. LIU Brooklyn, 12/29/15
Stl: 3, at St. Bonaventure, 2/27/16
Min: 34, 2x, last vs. La Salle, 1/3/16

CAREER BESTS

Pts: 17, at Saint Joseph's, 1/27/16
Rebs: 10, vs. LIU Brooklyn, 12/29/15
FGM: 7, at Saint Joseph's, 1/27/16
FGA: 11, at Saint Joseph's, 1/27/16
3FGM: 2, 2x, last at St. Bonaventure, 2/27/16
3FGA: 6, at Saint Joseph's, 1/27/16
FTM: 5, vs. Ole Miss, 12/5/15
FTA: 6, vs. Ole Miss, 12/5/15
Ast: 3, 2x, last vs. Boston U., 12/2/15
Blk: 2, 2x, last vs. LIU Brooklyn, 12/29/15
Stl: 4, vs. Northeastern, 11/26/14
Min: 34, 2x, last vs. La Salle, 1/3/16

BERGER'S 2015-16 GAME-BY-GAME

Date	Opponent	GS	MIN	FG-A	3P-A	FT-A	REB	PF	A	TO	BL	ST	PTS
N14	Howard		25	4-5	0-0	2-4	4	5	0	1	0	1	10
N17	Harvard		18	3-6	0-1	0-0	2	2	1	0	0	0	6
N19	Central Arkansas		20	2-3	1-2	0-0	4	3	1	1	1	0	5
N23	Clemson		23	1-3	0-1	0-1	9	2	2	0	0	1	2
N25	Creighton		24	3-8	0-1	2-4	2	4	0	1	0	2	8
D2	Boston University		22	1-3	0-1	0-0	2	1	3	0	1	0	2
D5	Ole Miss		20	4-5	1-2	5-6	3	2	0	1	0	2	14
D8	UCF		14	3-6	0-0	0-0	2	5	0	1	0	0	6
D13	Fla. Gulf Coast		29	6-8	1-1	1-3	3	4	0	1	0	2	14
D16	New Orleans		25	3-6	0-0	2-3	6	3	1	1	0	0	8
D21	Providence		23	1-2	1-2	2-2	4	1	1	2	0	0	5
D29	LIU Brooklyn	*	34	2-5	0-0	0-0	10	4	0	0	2	0	4
J3	La Salle	*	34	5-6	1-1	4-5	7	0	2	0	1	1	15
J6	Dayton	*	12	0-1	0-0	0-0	0	4	1	3	0	0	0
J9	St. Bonaventure	*	21	2-4	1-2	0-2	3	5	0	2	0	1	5
J12	G. Washington	*	26	1-4	0-2	1-2	3	3	0	0	0	0	3
J16	Davidson	*	26	2-3	0-1	0-0	3	1	1	0	1	1	4
J23	Saint Louis	*	22	2-4	0-1	0-0	4	4	0	2	0	1	4
J27	Saint Joseph's		28	7-11	2-6	1-2	6	4	1	3	0	2	17
J30	Fordham		19	1-2	0-0	0-0	2	2	1	1	0	0	2
F2	Rhode Island		13	0-2	0-2	0-0	1	2	0	0	0	0	0
F6	Richmond		19	2-4	1-2	1-2	5	1	0	1	0	0	6
F11	VCU		2	0-0	0-0	0-0	0	0	0	0	0	0	0
F14	Duquesne												
F17	Fordham		3	0-2	0-1	0-0	0	0	0	0	0	0	0
F21	George Mason		11	1-2	0-1	0-0	3	3	0	0	0	0	2
F24	Saint Joseph's		14	0-1	0-1	0-0	4	3	0	1	0	0	0
F27	St. Bonaventure		14	3-4	2-3	0-0	2	2	0	0	0	3	8
M3	Rhode Island		17	1-4	1-2	1-2	3	4	0	1	1	1	4
M5	La Salle		24	1-6	1-3	0-0	5	0	0	0	1	0	3
M10	Rhode Island		8	1-1	1-1	0-0	0	2	0	0	0	0	3
M11	VCU		14	1-4	0-3	0-0	1	3	0	0	1	0	2

BERGER'S MISCELLANEOUS STATISTICS

Double-Digit Scoring Games: 5, last at Saint Joseph's, 1/27/16

Double-Digit Rebounding Games: 1, vs. LIU Brooklyn, 12/29/15

BERGER'S CAREER STATISTICS

YEAR	GP-GS	MIN/AVG	FGM-FGA/%	3PM-3PA/%	FTA-FTM/%	O-D-T REB/AVG	PF/DQ	AST	TO	BLK	STL	PTS/AVG
13-14	18-0	40/2.2	3-9/.333	0-4/.000	2-2/1.000	3-5-8/0.4	8/0	2	1	0	1	8/0.4
14-15	8-8	109/13.6	6-16/.375	2-6/.333	2-2/1.000	7-9-16/2.0	17/0	6	5	2	11	16/2.0
15-16	31-7	604/19.5	63-125/.504	14-43/.326	22-38/.579	28-75-103/3.3	83/3	15	23	9	18	162/5.2
16-17	-	-	-	-	-	-	-	-	-	-	-	-
TOTALS	57-15	753/13.2	72-150/.480	16-53/.302	26-42/.619	38-89-127/2.2	108/3	23	29	11	30	186/3.3

UNIVERSITY OF MASSACHUSETTS MEN'S BASKETBALL PLAYER BIOS



O DONTÉ CLARK

JUNIOR • GUARD • 6-4 • 192

CHARLOTTE, N.C. • HARGRAVE MILITARY ACADEMY (VA.)

2016-17 SEASON NOTES

- Atlantic 10 Preseason All-Conference Third Team
- One of only five non-seniors recognized on the three Atlantic 10 Preseason All-Conference teams.

2015-16 SEASON NOTES

- A-10 rankings: 3-point field goals made (14th; 1.9), scoring (15th; 16.1).
- A-10 conference-only rankings: scoring (15th; 16.1).
- Sported 25 games scoring in double-figures during the season, including nine with 20 or more scored.
- Never scored fewer than eight points in a game on the 2015-16 season.
- Shot 50.0 percent or better from 3-point land in nine games.
- Totaled 19 points and hit a then-personal-best tying five 3-pointers in the 89-62 victory over Central Arkansas when the Minutemen tied a team record for most triples made in a game (16).
- Tied with Trey Davis for the team high in points (25) vs. Clemson during 28 minutes as he hit from all spaces on the floor (7-15 FG; 5-10 3FG; 6-7FT).
- Led the Minutemen with 24 points and hit 5 3-pointers for the third time in the last five games while he dished out four assists vs. Ole Miss (12/5).
- Posted a career game against New Orleans when he reset his personal bests in points (30), rebounds (8), minutes (41) and free throws attempted (12) and tied his top marks in field goals made (9) and field goals made (9), free throws attempted (12) and steals (3).
- Added a 21-point, six-rebound and six-assist game against LIU Brooklyn (12/29), with 19 of those points coming in the decisive second half.
- Was 5-of-9 from the floor and 10-for-11 at the foul line for 21 points at No. 25 Dayton (1/6).
- Totaled 25 points - his fourth career game with at least as many - to go with five rebounds and four assists against St. Bonaventure (1/9).
- Hit a personal-best six 3-pointers and finished with 23 points to go with four boards and a trio of assists at Richmond (2/6).
- Led both sides with 22 points in the 69-63 upset win over VCU (2/11).
- Forced OT at Duquesne with a pair of made free throws with 44 seconds to go in regulation and then scored the opening five UMass points of overtime in the 108-99 win on Feb. 14.
- Had 20 points, his ninth game with at least as many this season, against Saint Joseph's (2/24).

BEFORE UMASS & PERSONAL NOTES

- Four-star player ranked No. 82 in the country by ESPN and No. 5 player in North Carolina, No. 23 shooting forward and No. 27 in his region in 2013.
- Was also recruited by Charlotte, East Carolina, Georgia, High Point, Memphis, Providence, Tennessee, Tennessee-Chattanooga and Virginia Tech, which he initially committed to.

2015-16 SEASON BESTS

Pts: 30, vs. New Orleans, 12/16/15
Rebs: 9, at Rhode Island, 3/3/15
FGM: 9, vs. New Orleans, 12/16/15
FGA: 17, 2x, last at Richmond, 2/6/16
3FGM: 6, at Richmond, 2/6/16
3FGA: 12, at Richmond, 2/6/16
FTM: 10, at #25 Dayton, 1/6/16
FTA: 12, 2x, last vs. New Orleans, 12/16/15
Ast: 6, vs. LIU Brooklyn, 12/29/15
Blk: 2, at La Salle, 1/3/16
Stl: 3, 2x, last at Duquesne, 2/14/16
Min: 41, vs. New Orleans, 12/16/15

CAREER BESTS

Pts: 30, vs. New Orleans, 12/16/15
Rebs: 9, at Rhode Island, 3/3/15
FGM: 9, 2x, last vs. New Orleans, 12/16/15
FGA: 17, 2x, last at Richmond, 2/6/16
3FGM: 6, at Richmond, 2/6/16
3FGA: 12, at Richmond, 2/6/16
FTM: 10, 2x, last at #25 Dayton, 1/6/16
FTA: 12, 2x, last vs. New Orleans, 12/16/15
Ast: 9, vs. Dayton, 1/29/15
Blk: 2, at La Salle, 1/3/16
Stl: 3, 4x, last at Duquesne, 2/14/16
Min: 41, vs. New Orleans, 12/16/15

CLARK'S 2015-16 GAME-BY-GAME

Date	Opponent	GS	MIN	FG-A	3P-A	FT-A	REB	PF	A	TO	BL	ST	PTS
N14	Howard	*	34	8-12	0-3	0-1	6	4	0	4	1	0	16
N17	Harvard	*	24	2-11	0-2	5-5	3	3	2	3	0	1	9
N19	Central Arkansas	*	32	7-15	5-10	0-0	4	4	1	2	0	0	19
N23	Clemson	*	28	7-15	5-10	6-7	1	2	2	1	1	1	25
N25	Creighton	*	38	2-12	0-4	8-12	4	2	1	3	0	1	12
D2	Boston University	*	33	7-14	4-7	0-0	5	2	2	1	0	0	18
D5	Ole Miss	*	34	7-14	5-9	5-8	1	5	4	4	0	1	24
D8	UCF	*	34	5-13	1-6	1-2	4	2	5	1	0	1	12
D13	Fla. Gulf Coast	*	22	5-11	1-3	3-4	3	4	2	2	0	2	14
D16	New Orleans	*	41	9-14	4-6	8-12	8	4	2	5	0	3	30
D21	Providence	*	21	2-9	2-6	3-5	2	1	0	0	0	0	9
D29	LIU Brooklyn	*	37	6-16	2-6	7-9	6	2	6	2	0	0	21
J3	La Salle	*	32	3-15	2-7	7-8	6	4	4	5	2	0	15
J6	Dayton	*	32	5-9	1-4	10-11	3	3	1	2	0	0	21
J9	St. Bonaventure	*	36	8-17	1-6	8-11	5	1	4	3	1	1	25
J12	G. Washington	*	33	5-11	2-6	7-7	1	4	3	4	1	2	19
J16	Davidson	*	26	3-15	2-10	6-7	7	4	3	2	0	1	14
J23	Saint Louis	*	36	4-11	1-3	3-4	5	5	4	0	0	2	12
J27	Saint Joseph's	*	31	2-5	1-2	4-7	5	5	2	1	0	1	9
J30	Fordham	*	34	6-14	3-9	4-5	4	5	3	2	1	1	19
F2	Rhode Island	*	32	6-13	2-6	3-7	7	5	2	3	0	2	17
F6	Richmond	*	34	7-17	6-12	3-4	4	5	3	3	0	0	23
F11	VCU	*	33	8-12	3-5	3-4	1	3	1	3	0	0	22
F14	Duquesne	*	29	4-11	2-4	7-8	4	4	1	4	0	3	17
F17	Fordham	*	33	4-14	2-9	3-3	1	2	5	0	1	0	13
F21	George Mason	*	24	3-7	1-3	2-2	1	2	3	2	0	0	9
F24	Saint Joseph's	*	37	6-15	1-7	7-10	1	2	1	1	1	1	20
F27	St. Bonaventure	*	24	2-5	1-2	3-4	3	3	2	3	0	1	8
M3	Rhode Island	*	27	3-9	0-4	4-8	9	3	0	2	0	2	10
M5	La Salle	*	35	7-13	2-7	1-2	2	2	2	0	0	0	17
M10	Rhode Island	*	8	2-6	0-1	4-4	3	4	1	0	0	0	8
M11	VCU	*	22	2-8	0-4	4-4	3	4	1	3	0	1	8

CLARK'S MISCELLANEOUS STATISTICS

Double-Digit Scoring Games: 39, last vs. La Salle, 3/5/16
20+ Point Games: 12, last at Saint Joseph's, 2/24/16
25+ Point Games: 5, last vs. St. Bonaventure, 1/9/16
30+ Point Games: 1, last vs. New Orleans, 12/16/15
Games With 5+ Made 3-Pointers: 5, last at Richmond, 2/6/16
Games With 5+ Assists: 3, last at Fordham, 1/30/16

CLARK'S CAREER STATISTICS

YEAR	GP-GS	MIN/AVG	FGM-FGA/%	3PM-3PA/%	FTA-FTM/%	O-D-T REB/AVG	PF/DQ	AST	TO	BLK	STL	PTS/AVG
14-15	32-18	742/23.2	91-233/.391	29-88/.330	96-126/.762	21-58-79/2.5	66/1	63	42	7	22	307/9.6
15-16	32-31	995/31.1	157-383/.410	62-183/.339	139-185/.751	19-103-122/3.8	105/6	73	71	9	28	515/16.1
16-17	-	-	-	-	-	-	-	-	-	-	-	-
TOTALS	64-49	1737/27.1	248-616/.403	91-271/.336	235-311/.756	40-161-201/3.1	171/7	136	113	16	50	822/12.8



14 ZACH COLEMAN

REDSHIRT JUNIOR • FORWARD • 6-7 • 218

DALLAS, TEXAS • WOODROW WILSON HIGH SCHOOL

2015-16 SEASON NOTES

- Missed five games due to a lower body injury.
- Scored in double-figures during four games over 24 appearances in 2015-16, more than he totaled during 32 appearances last season (3).
- Began his redshirt sophomore campaign with career-high-tying marks in points (13), blocks (3) and steals (2) with personal bests in free throws made (9) and attempted (15) as well as in rebounds (6), assists (3) and minutes played (34).
- Provided a career-high 12 rebounds to the win at Harvard (11/17).
- Earned 10 points, six rebounds, two steals and an assist in only 17 minutes on the floor against Central Arkansas (11/19).
- Put in seven points, grabbed five rebounds and picked up one steal against Clemson (11/23).
- Totaled a 12-point, nine-rebound effort against Creighton (11/25).
- Secured six points, six boards and a career-best six assists against New Orleans (12/16).
- Returned to the lineup after his five-game absence with two minutes played at Davidson (1/16), during which he grabbed a rebound.
- Provided his best game since returning from injury through 10 points, four assists, three rebounds and a steal without a turnover in 26 minutes at Saint Joseph's (1/27).
- Pulled down nine rebounds, produced four points and had a key block in overtime during the 61-56 win over Rhode Island (2/2).
- Scored seven points, grabbed five rebounds, earned a pair of steals and had a block to go with one steal in the 69-63 upset of VCU (2/11).
- Nabbed seven rebounds, hit a pair of 3s for six points, dished out three assists and had one block vs. George Mason (2/21).

BEFORE UMASS & PERSONAL NOTES

- Ranked as the No. 56 small forward in the country and was No. 22 overall in the state of Texas according to ESPN.
- Four-year letterwinner at Woodrow Wilson High School in Dallas, Texas, for coach Patrick Washington, where he competed alongside current teammate Trey Davis.
- Father, Raymond, played football at Virginia Union.

2015-16 SEASON BESTS

Pts: 13, vs. Howard, 11/14/15
Rebs: 12, at Harvard, 11/17/15
FGM: 4, 2x, last vs. Creighton, 11/23/15
FGA: 10, vs. Creighton, 11/23/15
3FGM: 2, 2x, last vs. George Mason, 2/21/16
3FGA: 7, vs. George Mason, 2/21/16
FTM: 9, vs. Howard, 11/14/15
FTA: 15, vs. Howard, 11/14/15
Ast: 6, vs. New Orleans, 12/16/15
Blk: 3, vs. Howard, 11/14/15
Stl: 2, 3x, last at St. Bonaventure, 2/27/16
Min: 36, at Harvard, 11/17/15

CAREER BESTS

Pts: 13, 2x, last vs. Howard, 11/14/15
Rebs: 12, at Harvard, 11/17/15
FGM: 4, 3x, last vs. Creighton, 11/23/15
FGA: 10, vs. Creighton, 11/23/15
3FGM: 3, at Providence, 12/20/14
3FGA: 7, vs. George Mason, 2/21/16
FTM: 9, vs. Howard, 11/14/15
FTA: 15, vs. Howard, 11/14/15
Ast: 6, vs. New Orleans, 12/16/15
Blk: 3, 2x, last vs. Howard, 11/14/15
Stl: 2, 5x, last at St. Bonaventure, 2/27/16
Min: 36, at Harvard, 11/17/15

COLEMAN'S 2015-16 GAME-BY-GAME

Date	Opponent	GS	MIN	FG-A	3P-A	FT-A	REB	PF	A	TO	BLK	STL	PTS
N14	Howard	*	34	2-6	0-2	9-15	6	3	3	2	3	2	13
N17	Harvard	*	36	1-7	0-3	1-2	12	2	0	0	0	1	3
N19	Central Arkansas	*	17	4-6	1-1	1-1	6	2	1	1	0	2	10
N23	Clemson	*	22	2-6	1-4	2-2	5	2	0	1	0	1	7
N25	Creighton	*	23	4-10	0-5	4-8	9	3	0	0	0	1	12
D2	Boston University	*	18	2-3	1-1	0-0	7	0	1	0	0	1	5
D5	Ole Miss	*	27	1-6	0-3	0-2	8	1	2	0	0	1	2
D8	UCF	*	22	2-3	0-1	0-0	2	3	0	0	2	1	4
D13	Fla. Gulf Coast	*	16	1-5	1-3	0-0	5	3	0	1	0	0	3
D16	New Orleans	*	31	1-3	0-1	4-5	6	2	6	2	0	0	6
D21	Providence	*	19	2-4	0-1	0-0	3	2	2	1	0	0	4
D29	LIU Brooklyn												
J3	La Salle												
J6	Dayton												
J9	St. Bonaventure												
J12	G. Washington												
J16	Davidson		2	0-0	0-0	0-0	1	1	0	0	0	0	0
J23	Saint Louis		4	0-3	0-0	0-0	3	1	0	0	0	0	0
J27	Saint Joseph's		26	2-5	1-1	5-8	3	1	4	0	0	1	10
J30	Fordham		5	0-0	0-0	1-2	2	1	0	1	0	0	1
F2	Rhode Island		27	1-5	0-0	2-4	9	4	1	3	1	1	4
F6	Richmond		9	1-2	0-1	0-0	2	1	0	0	0	0	2
F11	VCU		27	2-6	2-3	1-2	5	2	2	3	1	1	7
F14	Duquesne		24	2-5	0-2	0-1	4	5	1	2	1	1	4
F17	Fordham		13	1-4	0-2	0-1	6	3	2	1	0	0	2
F21	George Mason		29	2-9	2-7	0-0	7	2	3	1	0	1	6
F24	Saint Joseph's		14	0-3	0-3	0-0	4	2	1	1	0	0	0
F27	St. Bonaventure		21	0-1	0-0	0-0	3	5	2	0	0	2	0
M3	Rhode Island		11	0-2	0-2	0-0	1	0	0	0	0	0	0
M5	La Salle		2	0-1	0-1	0-0	1	0	0	0	0	0	0
M10	Rhode Island		6	1-1	0-0	0-0	1	1	0	1	0	0	2
M11	VCU		4	0-0	0-0	0-0	0	1	0	0	0	1	0

COLEMAN'S MISCELLANEOUS STATISTICS

Double-Digit Scoring Games: 6, last at Saint Joseph's, 1/27/16

Double-Digit Rebound Games: 1, at Harvard, 11/17/15

Games With 5+ Assists: 1, vs. New Orleans, 12/16/15

COLEMAN'S CAREER STATISTICS

YEAR	GP-GS	MIN/AVG	FGM-FGA/%	3PM-3PA/%	FTA-FTM/%	O-D-T REB/AVG	PF/DQ	AST	TO	BLK	STL	PTS/AVG
13-14						Redshirted the season						
14-15	32-0	329/10.3	27-71/.380	11-39/.282	14-18/.778	18-44-62/1.9	46/0	10	18	9	7	79/2.5
15-16	27-11	480/17.8	34-106/.321	9-47/.191	30-53/.566	36-84-120/4.4	54/2	31	21	8	18	107/4.0
16-17	-	-	-	-	-	-	-	-	-	-	-	-
TOTALS	59-11	809/13.7	61-177/.345	20-86/.233	44-71/.620	54-128-182/3.1	100/2	41	39	17	25	186/3.2



24 TYRN FLOWERS

FRESHMAN • FORWARD • 6-9 • 202

WATERBURY, CONN. • SACRED HEART HIGH SCHOOL

CAREER BESTS


Pts: -
 Rebs: -
 FGM: -
 FGA: -
 3FGM: -
 3FGA: -
 FTM: -
 FTA: -
 Ast: -
 Blk: -
 Stl: -
 Min: -

BEFORE UMASS & PERSONAL

- Three-star recruit ranked No. 4 in Massachusetts, No. 47 at small forward and No. 54 in the region according to ESPN.
- Three-star recruit ranked No. 4 in Massachusetts and No. 40 at small forward according to 247Sports.
- Chose UMass over offers from Boston College and Providence, among others.
- Totaled 18 points, five rebounds, two assists, two blocks and a steal while playing all 32 minutes in an 82-80 loss to Foothills Christian (Calif.) in the 2016 Hoophall Classic.
- Played AAU for NY RENS Basketball.

FLOWERS' CAREER STATISTICS

YEAR	GP-GS	MIN/AVG	FGM-FGA/%	3PM-3PA/%	FTA-FTM/%	O-D-T REB/AVG	PF/DQ	AST	TO	BLK	STL	PTS/AVG
16-17	-	-	-	-	-	-	-	-	-	-	-	-



55 BRISON GRESHAM

FRESHMAN • FORWARD/CENTER • 6-9 • 220

NEW ORLEANS, LA. • MCDONOUGH 35 HIGH SCHOOL • NOTRE DAME PREP (MASS.)

BEFORE UMASS & PERSONAL

- Three-star recruit ranked No. 7 in Louisiana, No. 29 at center and No. 54 in the region according to ESPN.
- Three-star recruit ranked No. 3 in Louisiana, No. 20 at center and No. 73 in the nation according to 247sports.
- Three-star recruit ranked No. 131 in the nation by Rivals.
- Chose UMass over offers from Alabama, Baylor, Boston College, Cincinnati, Creighton, Florida, Houston, Louisiana Lafayette, Louisiana Tech, LSU, Memphis, Miami (Fla.), Mississippi State, Nebraska, Oklahoma, South Carolina, Texas, Tulane, Tulsa, USC and Washington, among others.
- Averaged 14.8 points, 8.2 rebounds and 3.9 blocks per game as a junior at McDonough 35 High School.
- Played AAU for Elfird Payton Elite.


CAREER BESTS

Pts: -
 Rebs: -
 FGM: -
 FGA: -
 3FGM: -
 3FGA: -
 FTM: -
 FTA: -
 Ast: -
 Blk: -
 Stl: -
 Min: -

GRESHAM'S CAREER STATISTICS

YEAR	GP-GS	MIN/AVG	FGM-FGA/%	3PM-3PA/%	FTA-FTM/%	O-D-T REB/AVG	PF/DQ	AST	TO	BLK	STL	PTS/AVG
16-17	-	-	-	-	-	-	-	-	-	-	-	-

UNIVERSITY OF MASSACHUSETTS MEN'S BASKETBALL PLAYER BIOS



10 MALIK HINES

SOPHOMORE • FORWARD • 6-10 • 255
 JACKSON, MISS. • MURRAH HIGH SCHOOL

AS A FRESHMAN IN 2015-16

- Missed the final 15 games of the season due to injury.
- Played in his first collegiate game with four minutes off of the bench as a reserve forward and center against Howard (11/14).
- Four points (1-1 FG, 2-2 FT) and five rebounds during the victory at Harvard (11/17).
- Secured six rebounds, blocked three shots, scored three points, picked up one steal and dished out an assist without turning the ball over in 23 minutes against Central Arkansas (11/19).
- Grabbed five boards, all on the defensive end, against Clemson (11/23).
- Spent 11 minutes on the floor versus Boston University (12/2), during which he provided three rebounds, two blocks, a pair of points and one assist.
- Secured four points, two rebounds and a block in nine minutes played against LIU Brooklyn (12/29).
- Ripped down five rebounds - tied for the team high - scored on his only shot, blocked one attempt and earned a steal against George Washington (1/12).

BEFORE UMASS & PERSONAL NOTES

- Attended Murrah High School in Jackson, Miss., and the Life Center Academy in Burlington, N.J., for his senior year after he studied and competed at Cordia High School in Hazard, Ky.
- Received interest from Kentucky, Louisville, LSU and Ohio State, among others.
- Was a third team *Clarion-Ledger* All-Metro selection in 2013, when he averaged 15 points and nine rebounds per game during his junior season with the Murrah Mustangs.

CAREER BESTS

Pts: 4, 2x, last vs. LIU Brooklyn, 12/29/15
Rebs: 6, vs. Central Arkansas, 11/19/15
FGM: 2, vs. LIU Brooklyn, 12/29/15
FGA: 3, 2x, last vs. LIU Brooklyn, 12/29/15
3FGM: -
3FGA: -
FTM: 2, 2x, last at Boston U., 12/2/15
FTA: 2, 3x, last at Boston U., 12/2/15
Ast: 1, 3x, last vs. Ole Miss, 12/5/15
Blk: 3, vs. Central Arkansas, 11/19/15
Stl: 1, 3x, last vs. George Washington, 1/12/15
Min: 23, vs. Central Arkansas, 11/19/15

HINES' 2015-16 GAME-BY-GAME

Date	Opponent	GS	MIN	FG-A	3P-A	FT-A	REB	PF	A	TO	BL	ST	PTS
N14	Howard	4	0-0	0-0	0-0	0	0	0	2	0	0	0	0
N17	Harvard	11	1-1	0-0	2-2	5	5	0	1	0	0	0	4
N19	Central Arkansas	23	1-3	0-0	1-2	6	5	1	0	3	1	3	3
N23	Clemson	21	0-0	0-0	0-0	5	4	0	2	0	0	0	0
N25	Creighton	13	1-2	0-0	0-0	3	2	0	1	0	0	2	2
D2	Boston University	11	0-0	0-0	2-2	3	0	1	0	2	0	2	2
D5	Ole Miss	8	0-0	0-0	0-0	3	2	1	0	1	0	0	0
D8	UCF	5	0-1	0-0	0-0	1	1	0	1	1	0	0	0
D13	Fla. Gulf Coast	4	0-1	0-0	0-0	1	1	0	1	0	1	0	0
D16	New Orleans	2	0-0	0-0	0-0	1	1	0	2	0	0	0	0
D21	Providence	12	0-0	0-0	0-0	1	1	0	2	0	0	0	0
D29	LIU Brooklyn	9	2-3	0-0	0-0	2	1	0	0	1	0	4	4
J3	La Salle	1	0-0	0-0	0-0	0	1	0	0	0	0	0	0
J6	Dayton	14	0-0	0-0	0-2	1	0	0	0	0	0	0	0
J9	St. Bonaventure												Did not play
J12	G. Washington	15	1-1	0-0	0-0	5	4	0	2	1	1	2	2
J16	Davidson	5	0-1	0-0	0-0	1	0	0	0	0	0	0	0
J23	Saint Louis												Did not play
J27	Saint Joseph's												Did not play
J30	Fordham												Did not play
F2	Rhode Island												Did not play
F6	Richmond												Did not play
F11	VCU												Did not play
F14	Duquesne												Did not play
F17	Fordham												Did not play
F21	George Mason												Did not play
F24	Saint Joseph's												Did not play
F27	St. Bonaventure												Did not play
M3	Rhode Island												Did not play
M5	La Salle												Did not play
M10	Rhode Island												Did not play
M11	VCU												Did not play

HINES' CAREER STATISTICS

YEAR	GP-GS	MIN/AVG	FGM-FGA/%	3PM-3PA/%	FTA-FTM/%	O-D-T REB/AVG	PF/DQ	AST	TO	BLK	STL	PTS/AVG
15-16	16-0	158/9.9	6-13/.462	0-0/.000	5-8/.625	10-28-38/2.4	28/2	3	14	9	3	17/1.1
16-17	-	-	-	-	-	-	-	-	-	-	-	-



45 RASHAAN HOLLOWAY

SOPHOMORE • CENTER • 6-11 • 320

ELMER, N.J. • SCHALICK HIGH SCHOOL

AS A FRESHMAN IN 2015-16

- 10.6 points (23-for-39 FGs [59.0 pct]), 5.6 rebounds, 1.6 blocks last five games of the season.
- Showed improvement during two-game Atlantic 10 Championship slate that capped the season, when he averaged 13.0 points, 7.5 rebounds, 2.5 blocks and 1.0 assists per appearance.
- His 59.5 field goal percentage led all Minutemen with at least 100 shots attempted on the season.
- Scored in double-figures in four of the final five games after doing so only twice in his 25 appearances prior.
- Went 4-of-4 from the field for eight points and ripped down five rebounds in the win at Harvard (11/17).
- Earned four points and as many boards with a steal and assist against Central Arkansas (11/19/15).
- Notched a then-personal bests in points (9) and rebounds (6) despite only playing eight minutes vs. Creighton (11/25) due to foul trouble.
- Controlled the paint in producing career bests in points (18) and rebounds (7) with a block, steal and assist in 21 minutes against Boston University (12/2).
- Was 3-of-4 for six points with a pair of offensive rebounds, an assist and a block at FGCU (12/29).
- Secured 13 points and shot 6-for-7 from the floor with five rebounds, a block and one steal against New Orleans (12/16).
- Had seven points, three rebounds and two blocks during 11 minutes on the floor at Richmond (2/6).
- Earned 10 points with four rebounds and a block in 21 minutes at St. Bonaventure (2/27).
- Led UMass in scoring for the first time in his career and became only the second non-guard to pace the squad in a game when he had 11 points at Rhode Island (3/3).
- Put in a six-point effort on 3-for-6 shooting with five rebounds and a block against La Salle (3/5).
- Scored 10 points, ripped down seven boards and turned aside three shots in the 67-62 win over Rhode Island in the Atlantic 10 Championship Second Round (3/10).

BEFORE UMASS & PERSONAL NOTES

- A three-star recruit according to ESPN ranked as No. 7 recruit from New Jersey, No. 38 at center and No. 42 in his region.
- Also held offers from Delaware, Drexel, La Salle, Marshall, Rider, Seton Hall and Temple.
- Younger brother, Mike, plays at Fairleigh Dickinson and is a sophomore in 2016-17.

CAREER BESTS

Pts: 18, vs. Boston University, 12/2/15
Rebs: 8, vs. VCU, 3/11/16
FGM: 8, vs. VCU, 3/11/16
FGA: 11, 2x, last vs. Rhode Island, 3/10/16
3FGM: -
3FGA: -
FTM: 4, vs. Boston University, 12/2/15
FTA: 7, vs. Boston University, 12/2/15
Ast: 2, vs. VCU, 3/11/16
Blk: 3, vs. Rhode Island, 3/10/16
Stl: 1, 6x, last vs. New Orleans, 12/16/15
Min: 29, vs. VCU, 3/11/16

HOLLOWAY'S 2015-16 GAME-BY-GAME


Date	Opponent	GS	MIN	FG-A	3P-A	FT-A	REB	PF	A	TO	BL	ST	PTS
N14	Howard	*	12	0-1	0-0	2-4	2	1	0	0	0	0	2
N17	Harvard	*	21	4-4	0-0	0-1	5	4	0	0	0	0	8
N19	Central Arkansas	*	15	2-3	0-0	0-1	4	5	1	1	0	1	4
N23	Clemson	*	15	0-4	0-0	2-4	4	3	0	0	0	0	2
N25	Creighton	*	8	3-4	0-0	3-4	6	5	0	1	0	1	9
D2	Boston University	*	21	7-11	0-0	4-7	7	4	1	2	1	1	18
D5	Ole Miss	*	18	4-5	0-0	0-4	6	0	0	1	0	1	8
D8	UCF	*	7	0-0	0-0	0-0	0	3	0	2	0	1	0
D13	Fla. Gulf Coast	*	12	3-4	0-0	0-0	2	3	1	1	1	0	6
D16	New Orleans	*	22	6-7	0-0	1-4	5	4	0	1	1	1	13
D21	Providence	*	14	2-6	0-0	0-2	2	4	0	1	1	0	4
D29	LIU Brooklyn	*	4	0-1	0-0	1-2	0	2	1	1	0	0	1
J3	La Salle	*	6	0-1	0-0	0-0	3	1	0	1	0	0	0
J6	Dayton	*	10	2-4	0-0	2-4	2	2	0	4	0	0	6
J9	St. Bonaventure												Did not play
J12	G. Washington		5	2-2	0-0	0-0	1	3	0	0	0	0	4
J16	Davidson		7	1-2	0-0	0-0	3	1	0	1	1	0	2
J23	Saint Louis		1	0-0	0-0	0-2	1	0	0	1	0	0	0
J27	Saint Joseph's												Did not play
J30	Fordham		11	2-2	0-0	0-2	3	4	0	1	1	0	4
F2	Rhode Island		9	0-2	0-0	0-0	2	3	0	1	2	0	0
F6	Richmond		11	3-5	0-0	1-2	3	4	0	1	2	0	7
F11	VCU		8	0-0	0-0	0-0	0	2	1	1	0	0	0
F14	Duquesne		6	1-1	0-0	0-1	0	2	0	1	0	0	2
F17	Fordham		4	1-1	0-0	0-0	1	0	0	0	0	0	2
F21	George Mason		5	0-2	0-0	0-0	1	2	0	0	0	0	0
F24	Saint Joseph's		2	0-0	0-0	0-0	1	1	0	1	0	0	0
F27	St. Bonaventure		21	4-6	0-0	2-5	4	5	0	3	1	0	10
M3	Rhode Island		17	4-6	0-0	3-3	4	4	0	3	1	0	11
M5	La Salle		13	3-6	0-0	0-0	5	3	0	0	1	0	6
M10	Rhode Island		16	4-11	0-0	2-4	7	2	0	2	3	0	10
M11	VCU		29	8-10	0-0	0-2	8	4	2	2	2	0	16

HOLLOWAY'S MISCELLANEOUS STATISTICS

Double-Digit Scoring Games: 5, last vs. VCU, 3/11/16

HOLLOWAY'S CAREER STATISTICS

YEAR	GP-GS	MIN/AVG	FGM-FGA/%	3PM-3PA/%	FTA-FTM/%	O-D-T REB/AVG	PF/DQ	AST	TO	BLK	STL	PTS/AVG
15-16	30-14	350/11.7	66-111/59.5	0-0/0.00	23-58/39.7	42-50-92/3.1	81/3	7	34	18	6	155/5.2
16-17	-	-	-	-	-	-	-	-	-	-	-	-



3 DEJON JARREAU

FRESHMAN • GUARD • 6-5 • 182

NEW ORLEANS, LA. • MCDONOUGH 35 HIGH SCHOOL

CAREER BESTS

Pts: -
 Rebs: -
 FGM: -
 FGA: -
 3FGM: -
 3FGA: -
 FTM: -
 FTA: -
 Ast: -
 Blk: -
 Stl: -
 Min: -

BEFORE UMASS & PERSONAL

- Four-star recruit ranked No. 2 in Louisiana, No. 19 at guard, No. 22 in the region and No. 61 in the nation according to ESPN.
- Four-star recruit ranked No. 2 in Louisiana, No. 8 at guard and No. 56 in the nation according to 247Sports.
- Four-star recruit ranked No. 39 nationally according to Rivals.
- Chose UMass over offers from Arizona, Boston College, Creighton, Florida, Kansas State, Louisiana Tech, Louisiana-Lafayette, LSU, Memphis, Miami (Fla.), Nebraska, Oklahoma, Oklahoma State, Purdue, Texas, Tulane, Tulsa, USC, UTEP, Washington and Wichita State, among others
- Averaged 16.9 points, 3.9 rebounds and 3.6 assists per game as a junior at McDonough 35.
- Played AAU for Elfird Payton Elite.

JARREAU'S CAREER STATISTICS

YEAR	GP-GS	MIN/AVG	FGM-FGA/%	3PM-3PA/%	FTA-FTM/%	O-D-T REB/AVG	PF/DQ	AST	TO	BLK	STL	PTS/AVG
16-17	-	-	-	-	-	-	-	-	-	-	-	-

UNIVERSITY OF MASSACHUSETTS MEN'S BASKETBALL PLAYER BIOS



1 ZACH LEWIS

REDSHIRT-JUNIOR • GUARD • 6-3 • 182

WINDSOR, CONN. • NORTHWEST CATHOLIC HIGH SCHOOL • CANISIUS COLLEGE

2015-16 SEASON NOTES

- Redshirted the season as per NCAA transfer policy and enters 2016-17 with two years of eligibility remaining.

OVERALL AT CANISIUS

- Played in 65 games with 52 starts and averaged 30.4 minutes per appearance.
- Scored 717 points (11.0 per game), grabbed 169 rebounds (2.6) and dished out 135 assists (2.1) during his two seasons at Canisius.
- Hit 35.9 percent of his field goal attempts (236-of-657), including 34.5 percent from beyond the arc (138-of-400).
- Went 107-for-145 at the foul line (73.8 percent).
- Had a 1.53 assist-to-turnover ratio with the Griffins (135 assists, 88 turnovers) and also provided 96 steals during his Canisius tenure.

AS A SOPHOMORE AT CANISIUS IN 2014-15

- Played in and started all 33 games for the Griffins and earned All-MAAC Third Team honors as he led the team and ranked 16th in the MAAC with his 12.5 points per game scoring average.
- Scored a career-high 31 points in a loss to Monmouth (1/2) buoyed by a career-high 11 field goals made and eight 3-pointers, the second-most treys in a contest in Canisius history.
- Scored in double-figures 19 times with a 3-pointer in 29 games.
- Knocked down a team-high 75 3-pointers, which is tied for fourth-most in program history for 3-pointers made in a single-season.
- Ranked fourth in the MAAC and 128th in the nation with 2.3 3-pointers made per game.

AS A FRESHMAN AT CANISIUS IN 2014-15

- Played in 32 games and made 19 starts as he became the first Canisius player named to the MAAC All-Rookie Team since 2006-07.
- Averaged 9.5 points and 2.2 rebounds per game.
- His 303 total points ranks sixth-best in school history for a Canisius freshman since 1973.
- Had 10 or more points in a game 14 times.
- Scored a season-high 25 points against Monmouth (1/12), the most for a Canisius rookie in a game since the 1992-93 season.
- Knocked down multiple 3-point field goals in 20 games while his 2.0 3-pointers per game led all MAAC freshmen.
- Shot 41.3 percent from 3-point land, which ranked third among MAAC freshmen.

2014-15 SEASON BESTS

Pts: 31, vs. Monmouth, 1/2/15
Rebs: 8, 2x, last at NJIT, 3/28/15
FGM: 11, vs. Monmouth, 1/2/15
FGA: 23, vs. Monmouth, 1/2/15
3FGM: 8, vs. Monmouth, 1/2/15
3FGA: 17, vs. Monmouth, 1/2/15
FTM: 8, at Manhattan, 2/6/15
FTA: 8, at Manhattan, 2/6/15
Ast: 8, at Bowling Green, 3/21/15
Blk: 2, 2x, last at Monmouth, 2/8/15
Stl: 7, vs. Holy Cross, 12/21/14
Min: 46, vs. Rider, 1/10/14

CAREER BESTS

Pts: 31, vs. Monmouth, 1/2/15
Rebs: 8, 2x, last at NJIT, 3/28/15
FGM: 11, vs. Monmouth, 1/2/15
FGA: 23, vs. Monmouth, 1/2/15
3FGM: 8, vs. Monmouth, 1/2/15
3FGA: 17, vs. Monmouth, 1/2/15
FTM: 8, at Manhattan, 2/6/15
FTA: 8, 2x, last at Manhattan, 2/6/15
Ast: 8, at Bowling Green, 3/21/15
Blk: 2, 2x, last at Monmouth, 2/8/15
Stl: 7, vs. Holy Cross, 12/21/14
Min: 46, vs. Rider, 1/10/14

LEWIS' 2014-15 GAME-BY-GAME

Date	Opponent	GS	MIN	FG-A	3P-A	FT-A	REB	PF	A	TO	BL	ST	PTS
N15	Vermont	*	28	2-10	2-5	1-2	0	3	4	1	0	2	7
N18	Lehigh	*	37	8-20	4-11	4-4	0	0	1	0	3	24	
N22	St. Bonaventure	*	35	4-16	1-6	0-1	3	2	2	1	0	1	9
N26	Cornell	*	37	5-15	2-7	2-3	1	5	1	5	0	4	14
N29	Buffalo	*	33	4-14	2-10	4-6	6	0	1	1	0	1	14
D3	Saint Peter's	*	36	3-12	1-5	5-5	5	1	3	3	0	3	12
D6	Niagara	*	23	1-6	1-2	2-3	1	4	3	1	0	2	5
D13	Massachusetts	*	30	5-15	3-9	0-0	2	1	1	0	0	0	13
D18	Stony Brook	*	34	5-13	3-9	3-3	4	2	2	1	1	1	16
D21	Holy Cross	*	31	5-12	4-9	2-2	3	1	5	1	0	7	16
D30	UMKC	*	29	6-16	5-13	0-0	3	3	3	1	0	0	17
J2	Monmouth	*	32	11-23	8-17	1-1	3	1	1	3	0	2	31
J4	Manhattan	*	34	2-12	1-8	3-5	2	3	2	0	0	0	8
J8	Marist	*	28	3-7	2-5	4-7	2	3	1	2	0	0	12
J10	Iona	*	35	6-12	3-7	1-3	4	2	3	3	0	1	16
J16	Siena	*	25	2-9	2-5	1-2	1	1	3	0	0	2	7
J18	Iona	*	34	8-15	5-9	3-3	2	2	2	0	0	0	24
J22	Fairfield	*	31	0-6	0-4	1-2	2	0	5	4	1	1	1
J24	Rider	*	36	5-10	3-7	1-5	2	3	0	5	0	1	14
J30	Quinnipiac	*	29	4-10	1-6	3-4	3	3	3	0	0	1	12
F1	Marist	*	35	6-19	4-11	3-3	8	4	3	3	0	0	19
F6	Manhattan	*	36	7-18	3-10	8-8	5	2	2	3	1	5	25
F8	Monmouth	*	34	4-13	2-7	1-1	6	3	2	4	2	1	11
F13	Rider	*	34	3-12	1-5	1-2	2	3	3	2	0	4	8
F15	Saint Peter's	*	31	2-6	1-2	2-4	4	0	2	0	0	3	7
F19	Siena	*	38	2-11	0-7	2-2	3	2	1	3	0	1	6
F21	Quinnipiac	*	34	2-11	1-5	4-4	2	3	4	3	0	1	9
F24	Niagara	*	30	3-10	3-10	0-0	2	4	3	2	1	0	9
F27	Fairfield	*	36	2-7	1-4	2-2	0	1	4	2	0	3	7
M7	Monmouth	*	25	2-6	0-2	0-0	4	3	3	2	0	0	4
M18	Dartmouth	*	32	7-13	4-7	2-3	1	2	2	3	0	0	20
M21	Bowling Green	*	34	2-12	2-9	0-0	5	0	8	0	1	0	6
M28	NJIT	*	36	4-13	0-5	3-4	8	4	1	2	0	2	11

LEWIS' MISCELLANEOUS STATISTICS

Double-Digit Scoring Games: 33, last at NJIT, 3/28/15
20+ Point Games: 7, last vs. Dartmouth, 3/18/15
30+ Point Games: 1, vs. Monmouth, 1/2/15
5+ Rebound Games: 13, last at NJIT, 3/28/15
5+ Assist Games: 3, last at Bowling Green, 3/21/15
5+ Steal Games: 2, last at Manhattan, 2/6/15
Games With 10+ Made Field Goals: 1, vs. Monmouth, 1/2/15

LEWIS' CAREER STATISTICS

YEAR	GP-GS	MIN/AVG	FGM-FGA/%	3PM-3PA/%	FTA-FTM/%	O-D-T REB/AVG	PF/DQ	AST	TO	BLK	STL	PTS/AVG
13-14 (Canisius)	32-19	913/28.5	101-253/.399	63-162/.389	38-51/.745	20-50-70/2.2	56/0	52	26	11	44	303/9.5
14-15 (Canisius)	33-33	1062/32.2	135-404/.334	75-238/.315	69-94/.734	17-82-99/3.0	71/1	83	62	7	52	414/12.5
15-16 (UMass)												
Totals	65-52	1975/30.4	236-657/.359	138-400/.345	107-145/.738	37-132-169/2.6	127/1	135	88	18	96	717/11.0



4 UNIQUE MCLEAN

FRESHMAN • GUARD • 6-2 • 175

BROOKLYN, N.Y. • HOOSICK HIGH SCHOOL • THE MACDUFFIE SCHOOL (MASS.)

CAREER BESTS

Pts: -
 Rebs: -
 FGM: -
 FGA: -
 3FGM: -
 3FGA: -
 FTM: -
 FTA: -
 Ast: -
 Blk: -
 Stl: -
 Min: -

BEFORE UMASS & PERSONAL

- Three-star recruit ranked No. 5 in New York and No. 53 in the region and at shooting guard according to ESPN.
- Three-star recruit ranked No. 6 in New York and No. 46 at shooting guard according to 247Sports.
- Three-star recruit according to Rivals.
- Chose UMass over offers from Ball State, Boston University, Bowling Green, Dayton, Detroit, Duquesne, Fairfield, Fordham, Iona, James Madison, Rhode Island, Rutgers, Siena, St. Francis (N.Y.) and St. Peter's, among other.
- Studied and played at Hoosick High School in New York before he transferred to The MacDuffie School in Massachusetts to complete high school.
- Provided 14 points and eight rebounds in a 66-65 MacDuffie School win over Commonwealth Academy in the 2015 Hoophall Classic.
- Played AAU for Team Scan.

MCLEAN'S CAREER STATISTICS

YEAR	GP-GS	MIN/AVG	FGM-FGA/%	3PM-3PA/%	FTA-FTM/%	O-D-T REB/AVG	PF/DQ	AST	TO	BLK	STL	PTS/AVG
16-17	-	-	-	-	-	-	-	-	-	-	-	-



11 RAYSHAWN MILLER

SOPHOMORE • GUARD • 6-1 • 200

BOSTON, MASS. • BOSTON LATIN ACADEMY

CAREER BESTS

Pts: 2, at Saint Joseph's, 1/27/16
Rebs: 1, at Rhode Island, 3/3/16
FGM: 1, at Saint Joseph's, 1/27/16
FGA: 2, at Saint Joseph's, 1/27/16
3FGM: -
3FGA: 1, 2x, last at Duquesne, 2/14/16
FTM: -
FTA: -
Ast: -
Blk: -
Stl: -
Min: 2, 5x, last at Rhode Island, 3/3/16

AS A FRESHMAN IN 2015-16

- Played one minute against VCU in the A-10 Second Round (3/11).
- Also made two-minute appearances at Duquesne (2/14) and against Saint Joseph's (2/24).
- Collected one rebound in two minutes at Rhode Island (3/3).
- Made his first appearance as a Minuteman at Saint Joseph's (1/27), when he scored his first collegiate points on a halftime buzzer-beating layup and finished with two minutes played.
- Joined the team mid-year as a walk-on and is eligible to compete as of the Jan. 23 game vs. Saint Louis.

BEFORE UMASS & PERSONAL

- A four-year letterwinner and starter for Boston Latin Academy and head coach Daniel Bunker.
- Two-time City League All-Star.
- Scored 1,000 points during his Boston Latin Academy career.
- Boston Herald All-Scholastic selection.
- Also played for the Boston Latin Academy football team as a junior after he was a member of the track team during his sophomore year.
- Son of Jacqueline Senior and brother to Stephan Miller.
- Half-brother, Renaldo Miller, attended the University of Massachusetts.

MILLER'S 2015-16 GAME-BY-GAME

Date	Opponent	GS	MIN	FG-A	3P-A	FT-A	REB	PF	A	TO	BL	ST	PTS
N14	Howard												Was not a member of the team
N17	Harvard												Was not a member of the team
N19	Central Arkansas												Was not a member of the team
N23	Clemson												Was not a member of the team
N25	Creighton												Was not a member of the team
D2	Boston University												Was not a member of the team
D5	Ole Miss												Was not a member of the team
D8	UCF												Was not a member of the team
D13	Fla. Gulf Coast												Was not a member of the team
D16	New Orleans												Was not a member of the team
D21	Providence												Was not a member of the team
D29	LIU Brooklyn												Was not a member of the team
J3	La Salle												Was not a member of the team
J6	Dayton												Was not a member of the team
J9	St. Bonaventure												Was not a member of the team
J12	G. Washington												Was not a member of the team
J16	Davidson												Was not a member of the team
J23	Saint Louis												Did not play
J27	Saint Joseph's	2	1-2	0-1	0-0	0	2	0	0	0	0	0	2
J30	Fordham												Did not play
F2	Rhode Island												Did not play
F6	Richmond	2	0-0	0-0	0-0	0	0	0	1	0	0	0	0
F11	VCU												Did not play
F14	Duquesne	2	0-1	0-1	0-0	0	0	0	0	0	0	0	0
F17	Fordham												Did not play
F21	George Mason												Did not play
F24	Saint Joseph's	2	0-0	0-0	0-0	0	0	0	0	0	0	0	0
F27	St. Bonaventure												Did not play
M3	Rhode Island	2	0-0	0-0	0-0	1	0	0	0	0	0	0	0
M5	La Salle	0+	0-0	0-0	0-0	0	0	0	0	0	0	0	0
M10	Rhode Island												Did not play
M11	VCU	1	0-0	0-0	0-0	0	0	0	0	0	0	0	0

MILLER'S CAREER STATISTICS

YEAR	GP-GS	MIN/AVG	FGM-FGA/%	3PM-3PA/%	FTA-FTM/%	O-D-T REB/AVG	PF/DQ	AST	TO	BLK	STL	PTS/AVG
15-16	7-0	11/1.6	1-3/.333	0-2/.000	0-0/.000	0-1-1/0.1	2/0	0	1	0	0	2/0.3



2 LUWANE PIPKINS

FRESHMAN • GUARD • 5-11 • 185
CHICAGO, ILL. • BOGAN HIGH SCHOOL

CAREER BESTS

Pts: -
Rebs: -
FGM: -
FGA: -
3FGM: -
3FGA: -
FTM: -
FTA: -
Ast: -
Blk: -
Stl: -
Min: -

2015-16 SEASON NOTES

- Did not compete as an academic non-qualifier and sat out 2015-16. Enters 2016-17 with four years of eligibility.

BEFORE UMASS & PERSONAL

- Four-star recruit ranked No. 7 in Illinois, No. 22 at guard and No. 23 in region according to ESPN.
- Three-star recruit ranked No. 9 in Illinois and No. 41 at guard according to 247sports
- Three-star recruit ranked No. 11 in the nation by Rivals.
- Chose UMass over offers from Bradley, DePaul, Illinois-Chicago, La Salle, Northern Illinois and Valparaiso, while he also drew interest from Creighton, Florida State, Illinois, Indiana State, Iowa, Minnesota, Tennessee and West Virginia, among others.
- Led the Mac Irvin Fire in scoring (19.7) with 3.0 rebounds and 2.3 assists per game during the Nike EYBL Session 1 in 2015.
- Averaged 27 points, five steals and four assists per game as a junior at Bogan High School when he hit 46 percent of his 3-pointers and 90 percent of his free throws.
- Played AAU for the Mac Irvin Fire.

PIPKINS' CAREER STATISTICS

YEAR	GP-GS	MIN/AVG	FGM-FGA/%	3PM-3PA/%	FTA-FTM/%	O-D-T REB/AVG	PF/DQ	AST	TO	BLK	STL	PTS/AVG
16-17	-	-	-	-	-	-	-	-	-	-	-	-



34 ZACH TURCOTTE

SENIOR • FORWARD • 6-7 • 224

BOXFORD, MASS. • MASCONOMET REGIONAL HIGH SCHOOL

2015-16 SEASON NOTES

- Totaled four points on 2-of-2 shooting from the floor with four minutes played in the 89-62 victory over Central Arkansas (11/19).
- Also played against Clemson (11/23) but did not record statistics during his one minute on the floor.
- Pulled down one rebound at Rhode Island (3/3) playing the final minute.
- Had one board during his lone minute of action against VCU in the Atlantic 10 Championship Second Round (3/11).

2014-15 SEASON NOTES

- Made his lone appearance on the season during the 75-58 victory over Canisius (12/13), during which he provided one assist.
- Joined the team as a walk-on ahead of the season.

2015-16 SEASON BESTS

Pts: 4, vs. Central Arkansas, 11/19/15
Rebs: 1, 3x, last vs. VCU, 3/11/16
FGM: 2, vs. Central Arkansas, 11/19/15
FGA: 3, vs. Boston University, 12/2/15
3FGM: -
3FGA: 2, vs. Boston University, 12/2/15
FTM: -
FTA: -
Ast: 1, vs. Boston University, 12/2/15
Blk: 1, vs. Boston University, 12/2/15
Stl: -
Min: 5, vs. Boston University, 12/2/15

CAREER BESTS

Pts: 4, vs. Central Arkansas, 11/19/15
Rebs: 1, 3x, last vs. VCU, 3/11/16
FGM: 2, vs. Central Arkansas, 11/19/15
FGA: 3, vs. Boston University, 12/2/15
3FGM: -
3FGA: 2, vs. Boston University, 12/2/15
FTM: -
FTA: -
Ast: 1, 2x, last vs. Boston U., 12/2/15
Blk: 1, vs. Boston University, 12/2/15
Stl: -
Min: 5, vs. Boston University, 12/2/15

TURCOTTE'S 2015-16 GAME-BY-GAME

Date	Opponent	GS	MIN	FG-A	3P-A	FT-A	REB	PF	A	TO	BL	ST	PTS
N14	Howard						Did not play						
N17	Harvard						Did not play						
N19	Central Arkansas	4	2-2	0-0	0-0	0	0	0	1	0	0	4	
N23	Clemson	1	0-0	0-0	0-0	0	0	0	0	0	0	0	
N25	Creighton						Did not play						
D2	Boston University	5	0-3	0-2	0-0	1	2	1	1	1	0	0	
D5	Ole Miss						Did not play						
D8	UCF						Did not play						
D13	Fla. Gulf Coast						Did not play						
D16	New Orleans						Did not play						
D21	Providence	1	0-0	0-0	0-0	0	0	0	0	0	0	0	
D29	LIU Brooklyn						Did not play						
J3	La Salle						Did not play						
J6	Dayton						Did not play						
J9	St. Bonaventure						Did not play						
J12	G. Washington						Did not play						
J16	Davidson						Did not play						
J23	Saint Louis						Did not play						
J27	Saint Joseph's						Did not play						
J30	Fordham						Did not play						
F2	Rhode Island						Did not play						
F6	Richmond						Did not play						
F11	VCU						Did not play						
F14	Duquesne						Did not play						
F17	Fordham						Did not play						
F21	George Mason						Did not play						
F24	Saint Joseph's						Did not play						
F27	St. Bonaventure						Did not play						
M3	Rhode Island	1	0-0	0-0	0-0	1	0	0	0	0	0	0	
M5	La Salle	0+	0-0	0-0	0-0	0	0	0	0	0	0	0	
M10	Rhode Island						Did not play						
M11	VCU	1	0-0	0-0	0-0	0	0	0	0	0	0	0	

TURCOTTE'S CAREER STATISTICS

YEAR	GP-GS	MIN/AVG	FGM-FGA/%	3PM-3PA/%	FTA-FTM/%	O-D-T REB/AVG	PF/DQ	AST	TO	BLK	STL	PTS/AVG
14-15	1-0	1/1.0	0-0/.000	0-0/.000	0-0/.000	0-0-0/0.0	0/0	1	0	0	0	0/0.0
15-16	7-0	13/1.9	2-5/.400	0-2/.000	0-0/.000	0-3-3/0.4	2/0	1	2	1	0	4/0.6
16-17	-	-	-	-	-	-	-	-	-	-	-	-
TOTALS	8-0	14/1.8	2-5/.400	0-2/.000	0-0/.000	0-3-3/0.4	2/0	2	2	1	0	4/0.5

UNIVERSITY OF MASSACHUSETTS MEN'S BASKETBALL HEADSHOT ROSTER



DONTE CLARK
Guard • 6-4 • Jr.
Charlotte, N.C.



ZACH LEWIS
Guard • 6-3 • R-Jr.
Windsor, Conn.



LUWANE PIPKINS
Guard • 5-11 • Fr.
Chicago, Ill.



DEJON JARREAU
Guard • 6-5 • Fr.
New Orleans, La.



UNIQUE MCLEAN
Guard • 6-2 • Fr.
Brooklyn, N.Y.



CHRIS BALDWIN
Forward • 6-8 • Fr.
Springfield, Mass.



MALIK HINES
Forward • 6-10 • So.
Jackson, Miss.



RAYSHAWN MILLER
Guard • 6-1 • So.
Boston, Mass.



ZACH COLEMAN
Forward • 6-7 • R-Jr.
Dallas, Texas



C.J. ANDERSON
Guard • 6-6 • Jr.
Memphis, Tenn.



TYRN FLOWERS
Forward • 6-9 • Fr.
Waterbury, Conn.



SETH BERGER
Forward • 6-8 • R-Jr.
Seattle, Wash.



ZACH TURCOTTE
Forward • 6-7 • Sr.
Boxford, Mass.



RASHAAN HOLLOWAY
Center • 6-11 • So.
Elmer, N.J.



BRISON GRESHAM
Forward/Center • 6-9 • Fr.
New Orleans, La.



DEREK KELLOGG
Head Coach



SHYRONE CHATMAN
Associate Head Coach



ADAM GINSBURG
Assistant Coach



ANDY ALLISON
Assistant Coach




TOM DOHERTY
Director of Operations and
Assistant To Head Coach



LOU ROE
Assistant Director of
Operations



MATTHEW VOGEL
Video Operations
Coordinator



RICH CASELLA
Strength and
Conditioning Coach



DAVE MACLUTSKY
Athletic Trainer