



# 2016 Wagner Seahawks Football

Wagner Seahawks (4-3, 2-1 NEC)

at

UMass Minutemen (1-7)



Saturday, October 29, 2016 \* 12:00 p.m. (EST)  
McGuirk Stadium (17,000), Amherst, MA



## Wagner At a Glance

Location: ..... Staten Island, NY  
President: ..... Dr. Richard Guarasci  
Athletics Director: ..... Walt Hameline  
Head Football Coach: ..... Jason Houghtaling  
Record at Wagner: ..... 5-13/2nd year  
Overall Record: ..... Same  
Media Relations: ..... John Beisser  
Beisser Office Phone: ..... (718) 390-3227  
Beisser Email: ..... john.beisser@wagner.edu

The Wagner-UMass game will be produced by NESN (New England Sports Network), streamed live on ESPN3 and televised live in 72 different markets across the nation. Veteran, award-winning broadcaster John Rooke will handle play-by-play, with former New England Patriots' offensive lineman Pete Brock providing color commentary. The game will also be broadcast live on WEEI 105.5 FM, based in Springfield, MA.

### Wagner-UMass

Wagner will step up to the Bowl Championship Series (BCS) ranks for the second time this season, and seventh time in the last five years, when the Seahawks travel to UMass on Saturday, October 29 to meet the Minutemen in a Noon contest.

### WAGNER VS. UMASS (First Meeting)

### Wagner vs. the BCS

The Seahawks, who compete in the Football Championship Subdivision (FCS), formerly 1-AA, played at Boston College back on September 24. After taking an early 7-0 lead on a 55-yard touchdown dash from junior quarterback Alex Thomson (Keyport, NJ / Keyport), the Seahawks drop a 42-10 decision to the ACC-member Eagles. The 2016 season marks the second consecutive year that the Green & White have played two BCS foes as Wagner traveled to Rice and BYU in 2015. The Seahawks' first-ever matchup vs. a BCS team came on August 31, 2012 when Wagner dropped a 7-3 decision at Florida Atlantic (FAU).

Wagner History vs. FBS Opponents			
Date	Result	Location	Attendance
Sept. 24, 2016	BC 42, Wagner 10	Chestnut Hill, MA	22,728
Oct. 24, 2015	BYU 70, Wagner 6	Provo, UT	56,015
Sept. 5, 2015	Rice 56, Wagner 16	Houston, TX	18,296
Sept. 6, 2014	FIU 34, Wagner 3	Miami, FL	9,981
Sept. 14, 2013	Syracuse 54, Wagner 0	Syracuse, NY	33,299
Aug. 31, 2012	FAU 7, Wagner 3	Boca Raton, FL	14,510

### Something in Common

Both Wagner and UMass have faced Boston College this season. On September 26, BC posted a 26-7 victory over the Minutemen at Gillette Stadium.

### About the Seahawks

Wagner, which is playing its third straight road game, enters Saturday's play with a 4-3 overall record and tied for second in the Northeast Conference (NEC) at 2-1. Offensively, Wagner is led by junior quarterback Alex Thomson (Keyport, NJ / Keyport), a strong-armed and deceptively mobile 6-5, 225-pounder has completed 54 percent of his passes (109-of-200), for 1,402 yards, 10 touchdowns and just two interceptions. His 127.9 passer efficiency rating ranks second in the NEC. The Seahawks also featured the third and sixth-ranked rushers in the NEC in junior Denzel Knight (Rochester, NY / Salisbury School) and senior Matthias McKinnon (Albany, NY / Bishop Maginn / Jireh Prep [NC]). The 6-2, 220-pound Knight is averaging a whopping 8.9 yards per carry (61-540, 4 TDs) while McKinnon checks in at 4.5 yards per clip (100-452, 6 TDs). Defensively, Wagner is led by the sophomore inside-linebacking tandem of Santoni Graham (Rochester, NY / Salisbury School) and Quintin Hampton (Moultrie, GA / Colquitt County / UCF). Graham ranks second in the NEC with 9.1 tackles per game while Hampton checks in a seventh in tackles, averaging 7.7 per game.

### Last Time Out:

Junior quarterback Alex Thomson (Keyport, NJ / Keyport) completed 17 of 37 passes for 230 yards and a touchdown, but it was not enough, as Bryant earned a 27-17 Northeast Conference (NEC) victory this afternoon. Defensively, sophomore linebacker Santoni Graham (Arlington, VA / Bishop O'Connell / Fork Union Military Academy) paced the Seahawks with 13 tackles while fellow sophomore linebacker Quintin Hampton (Moultrie, GA / Colquitt County / UCF) added 11 stops.

### Head Coach Jason Houghtaling

Jason Houghtaling (say it Ho-tal-ling) is in his second season as the head coach of the Seahawks and, at age 35, is the third-youngest head coach in the FCS. He took over for Walt Hameline, who announced at the end of the 2014 season that he would be stepping down as head coach while remaining as Seahawk athletic director. Houghtaling (5-13) was the Seahawks' associate head coach and offensive coordinator when the the Green & White claimed a share of the 2014 NEC title (with Sacred Heart), and overall, has spent seven years as a Wagner assistant. In his final three seasons as offensive coordinator (2011, 2012, 2014), the Seahawks amassed a 16-6 NEC record with league titles in two of those three years. In 2014, the Seahawks' offense ranked No. 4 nationally in time of possession and did not commit a turnover in the final three games of the season. Houghtaling served as offensive coordinator at Cornell in 2013 before returning to Grymes Hill as associate head coach/offensive coordinator.

### 2016 Schedule

September 1	Saint Anselm	W, 38-16
September 10	Concordia	W, 38-0
September 24	at Boston College	L, 42-10 (ESPN 3)
October 1	Sacred Heart*	W, 45-20 (ESPN 3) #
October 8	Columbia	L, 15-13
October 15	at Central Connecticut*	W, 25-21 (ESPN 3)
October 22	at Bryant*	L, 27-17
October 29	at UMass	12:00 p.m.
November 5	DUQUESNE*	12:00 p.m.
November 12	at Robert Morris*	12:00 p.m.
November 19	Saint Francis U*	12:00 pm

# - Homecoming  
Bold - Home Games / \* - NEC Game  
All Times EST.



WAGNER COLLEGE  
Location: Staten Island, NY  
Nickname: Seahawks  
Enrollment: 2,000  
Founded: 1883



UNIVERSITY OF MASSACHUSETTS  
Location: Amherst, MA  
Nickname: Minutement  
Enrollment: 27,016  
Founded: 1863

### FIND WAGNER ATHLETICS ON THE WEB



# 2016 Wagner Football Quick Facts

## General Information

Location:	Staten Island, NY
Founded:	1883
Enrollment:	2,000
Nickname:	Seahawks
Colors:	Green (PMS 3308) & White
Affiliation:	NCAA Division I (FCS)
Conference:	Northeast Conference (NEC)
Stadium:	Hameline Field (3,300)
Surface:	Field Turf
President:	Dr. Richard Guarasci (Fordham, 1967)
Athletic Director:	Walt Hameline (Brockport St., 1975)
Athletic Dep. Phone:	(718) 390-3433
Ticket Office Phone:	(718) 420-4039

## Football History

First Year of Football:	1927
Overall all-time record:	398-340-19 (.532)
Undefeated Seasons:	1960, 1964, 1967
Div. III National Champions:	1987
Became FCS Program	1992
Became NEC Program	1996
All-time NEC Record:	65-70 (.481)

## Team Information

2014 Overall Record:	1-10
2015 NEC Record/Finish:	1-5/T-5th
Starters Returning/Lost:	13/9
Offense:	5/6
Defense:	3/8
Lettermen Returning:	50
Lettermen Lost:	31
Newcomers:	64

## Head Coach

Jason Houghtaling (Binghamton, 2004) 2nd Year

## Assistant Coaches

Rich Scangarello - Offensive Coordinator (Sacramento St., 1996)  
Tony Brinson – Defensive Coordinator (Rhode Island, 1995)  
Custavious Patterson – Wide Receivers (Morgan St., 2004)  
Stefon Wheeler - Offensive Line (Michigan St., 2005)  
David Fredrickson – Offensive Assistant (Wagner, 2015)  
Max Wassel – Inside Linebackers (Wagner, 2015)  
Eric Franklin – Outside Linebackers (Maryland, 2013)  
Zamel Johnson - Defensive Backs (Temple, 2012)  
Rob Calabrese – Running Backs (Central Florida, 2012)  
Steve Ciocchi – Defensive Line (Wagner, 2013)  
Walter Kusmirek - Tight Ends (Fitchburg State, 2013)  
Vincent DiGaetano - Def. Asst./Program Analyst (Wagner, 1999)  
Brian Tracz - Assistant AD for Athlete Performance (Fordham, 2008)

## Football Support Staff

Peg Hefferan – Associate Athletic Director (Penn State, 1985)  
A.J. Firestone – Football Operations Director (Wagner, 2015)  
Football Office Phone: 718-420-4511

## Media Relations

Asst. AD For Media Relations John Beisser  
Office Phone: 718-390-3227  
Office Fax: 718-420-4015  
Cell Phone: 732-921-6744  
E-mail: john.beisser@wagner.edu  
Press Box Phone: (718) 420-4050  
Website: www.wagnerathletics.com



# THIS IS WAGNER COLLEGE

As tenacious as any Seahawk, Wagner College enjoys a bucolic perch atop Grymes Hill overlooking Manhattan and the other boroughs of New York City. Founded in 1883 as a Lutheran proseminary, Wagner has evolved to become an independent residential liberal arts college enrolling a capacity of over 2,000 students. The location of the College above the gateway to one of the world's greatest financial and cultural capitals was the work of alumnus Frank Sutter who convinced the College's Board of Trustees to relocate Wagner here from Rochester in 1918. In this, the Rev. Sutter and the trustees were extraordinarily prescient. Their wisdom provided Wagner with a distinct geographical advantage over all other all liberal arts colleges in the country. Wagner is New York State's southernmost college and its 105 park-like acres represent the highest elevation on the eastern seaboard from Maine to Key West Florida.

The College's signature curriculum – the Wagner Plan for the Practical Liberal Arts – capitalizes on the best of a traditional, suburban, liberal arts college campus and the infinite array of educational opportunities afforded by New York City. Students intern in the world's leading financial institutions. They observe and experience diversity from the sophisticated workings of the United Nations to melting pots of multicultural neighborhoods. They circulate in the city's unparalleled creative environment of museums, media, and performing arts. This is their laboratory. They immerse themselves and are inspired by the city's sheer energy.

The contrast between the frenetic life of the city and the almost pastoral setting of the campus is the perfect metaphor for the melding of experiential and theoretical education that is the hallmark of The Wagner Plan. In small learning communities, students and faculty explore the conceptual foundations of the arts, humanities, and sciences. The faculty challenges students to consider new ideas, to master new skills and technologies, and to reflect and draw meaning from what they have experienced in and out of the classroom.

A lush canopy of mature maples and oaks shades Wagner's 105-acre campus of manicured lawns and gardens; historic and modern buildings; and sweeping views of Manhattan, Brooklyn, and New York Harbor. No wonder Wagner students voted their campus Most Beautiful in the Princeton Review's Poll in 2005. The carefully tended campus is yet one more manifestation of the nurturing environment Wagner provides its students.

Movie companies have frequently used the campus as a classic college setting, most recently for a movie titled "School of Rock" starring Jack Black (Shallow Hal). The picturesque campus was also used in a fall 2001 television series, The Education of Max Bixford, starring Richard



Dreyfus and as the site of a prospective private military school in the HBO series, The Sopranos. The school was also used as a backdrop for current shows, Rescue Me and Law & Order.

Since the adoption of the Wagner Plan in 1997, enrollment has increased by nearly 40 percent and student quality as measured by high school average and SAT scores have improved as well. Once largely a commuter campus, now 82 percent of all undergraduates live on campus in residence halls that offer "million dollar" views. Though continuing to serve students from metropolitan New York, the college draws most of its enrollment from beyond the immediate region.

By every measure – enrollment, endowment, and national reputation – Wagner is ascending the ranks of America's strongest small colleges that blend the liberal arts with a commitment to service and preparation for the professions.

Campus life includes the array of sports provided by an NCAA Division I program which is housed in a 93,000-square-foot sports center featuring an extensive fitness center, an indoor NCAA swimming pool and a basketball arena. A football and track & field stadium showcases a variety of playing fields throughout the campus including baseball, softball, lacrosse and soccer venues.

Wagner's alumni include Broadway Tony award winners, movie stars, film producers, playwrights, and Fortune 500 CEO's including the chairman of GE Investments, the chairman of Dupont Europe, the chairman Emeritus of The Oppenheimer Management Company and the chairman of the New York Power Authority.

Visitors to and residents of New York City alike enjoy access to a rich and diverse array of museums, cultural organizations, arts performances, sports teams, societies and attractions. Some of the best and most famous attractions in the world call New York City home. We encourage you to find out more about them, so that you can plan a visit to what is one of the most vibrant and exciting cities in the world. To get to Manhattan from Staten Island, you can take a ride on the world-famous Staten Island Ferry, a well-recognized icon of New York City transportation, and incidentally, a free ride into the heart of New York City.





# WAGNER SEAHAWKS



## ATHLETIC HIGHLIGHTS

• The Spring 2016 season will go down as one of the most successful in the long and rich history of Wagner Athletics as three Seahawk teams – Women's Water Polo, Women's Lacrosse and Men's Golf – earned conference championships and went on to compete in NCAA postseason competition. For Water Polo, this marked the third consecutive year that head coach Chris Radmonovich has led the Seahawks to the MAAC Championship. Women's lacrosse, under first-year head coach Katie Rowan, and men's golf, led by veteran head coach Christopher Fourman, claimed their first-ever NEC crowns, and ensuing NCAA bids, in the history of their programs.

• The Wagner men's basketball team built a 14-point halftime lead and withstood a late St. Bonaventure rally in earning a 79-75 victory over the Bonnies of the Atlantic 10 Conference in the first round of the 2016 National Invitation Tournament (NIT).

• Senior-to-be Anu Nihipali made Wagner women's swimming & diving program history on June 27, becoming the first Seahawk to compete at the 2016 U.S. Olympic Team Trials, held at the Century Link Center in Omaha, NE.

## INSTITUTIONAL HIGHLIGHTS

• Wagner College is a private liberal arts college located in Staten Island, New York, with a fulltime equivalent enrollment of approximately 2,000. Through its signature four-year undergraduate curriculum, the Wagner Plan for the Practical Liberal Arts, and its location in New York City, the College offers students a comprehensive educational program that is anchored in the liberal arts, experiential and co-curricular learning, interculturalism, interdisciplinary studies and service to society. Wagner also offers master's programs in nursing, education, business administration and microbiology.

• Wagner College appeared in Money magazine's third annual Best Colleges for Your Money list, a ranking of the top 705 colleges and universities in America, big and small, public and private, Ivy and otherwise. The list was released on July 11. According to Money's editors, all 705 of the colleges on the list (chosen from the roughly 2,000 four-year colleges in the U.S.) provide an above-average value for students' and parents' money. Money magazine's Best Colleges for Your Money list rankings were assigned based on 24 factors in three categories: quality of education, affordability and outcomes.

• For the fourth year in a row, Wagner College appears on the Forbes 2016 America's Top Colleges list, produced in partnership with the Washington, D.C.-based Center for College Affordability and Productivity. This is the ninth year Forbes and CCAP have produced the list, which was released July 7.

## WHERE TO STAY

### CHOICE HOTELS

To receive a discount at any Choice property nationwide, simply call 1-877-240-AWAY (2929) or visit [choice-hotels.com](http://choice-hotels.com) and reference the NEC's discount code/special rate ID (00167920).

### Recommended Area Choice Hotels:

Comfort Inn  
310 Wild Avenue  
Staten Island, NY



## LOCAL ATTRACTIONS

**SNUG HARBOR CULTURAL CENTER**  
[www.snug-harbor.org](http://www.snug-harbor.org)  
1000 Richmond Terrace, Staten Island, NY  
(718) 448-2500

**STATEN ISLAND MALL**  
[www.statenisland-mall.com](http://www.statenisland-mall.com)  
2655 Richmond Ave., Staten Island, NY  
(718) 761-6666



## QUICK FACTS

LOCATION ..... Staten Island, NY  
FOUNDED ..... 1883  
ENROLLMENT ..... 2,000  
NICKNAME ..... Seahawks  
STUDENT-ATHLETES ..... 483  
TICKET OFFICE ..... (718) 420-4039

## SPORTS

**MEN'S (10):** baseball, basketball, cross country, football, golf, lacrosse, tennis, indoor and outdoor track & field, water polo

**WOMEN'S (11):** basketball, cross country, golf, lacrosse, soccer, softball, tennis, indoor and outdoor track & field, swimming & diving, water polo

## MEDIA

### ATHLETIC WEBSITE

[www.wagnerathletics.com](http://www.wagnerathletics.com)

### FACEBOOK

[www.facebook.com/WagnerAthletics](https://www.facebook.com/WagnerAthletics)

### TWITTER

@WagnerAthletics





# 2016 Game Notes

## Familiar Foe On UMass Sideline This Week In Wagner's Own Tom Massella



When Wagner lines up against UMass this week they will find a familiar foe on the sideline in UMass defensive coordinator/defensive backs coach Tom Massella, who starred in the Seahawk secondary from 1978-1981 before embarking on a long and distinguished coaching career. Prior to his arrival in Amherst in 2015, Massella served at Wagner for two seasons (2012, 2013) as associate head coach and offensive coordinator. In 2012, he helped guide the Seahawks to the NEC Championship and advance to the second round of the NCAA FCS playoffs. During his playing days at Wagner, the affable and well-liked Massella recorded 14 career interceptions, which ties him for fifth on the Seahawk career list.



### Greg Senat: Two-Sport Athlete

A three-year member of the Wagner men's basketball team, who contributed to Wagner's 2016 NEC regular season basketball championship team, Greg Senat (Elmont, NY / Elmont / Marianapolis Prep [CT]) joined the Seahawk football team in March, 2016 and has started the first two games of the season at right tackle. A power forward on the hardwood, the 6-8, 280-pound Senat competed at tight end for two years during his high school career. A three-sport athlete, who also competed in lacrosse, in addition to basketball and football at Elmont HS, Senat was a member of the Spartans' jayvee football team as a sophomore in 2009 before being elevated to the varsity as a junior in 2010. He then transferred to Marianapolis Prep in 2010 where he focused solely on basketball.



### Senat's Height, Leaping Ability Pay Dividends

Senior offensive lineman Greg Senat (Elmont, NY / Elmont / Marianapolis Prep [CT]), a two-sport athlete who doubles as a power forward on the Seahawk basketball team, used his 6-8 height and leaping ability to deliver a key special teams play, partially blocking a first-half field goal attempt in the 25-21 comeback win at Central Connecticut (10/15).



### 6-6 WR John Williams Has Career Day at Bryant; Ranked 5th Nationally In Yards Per Reception

Junior wide receiver John Williams (Sewell, NJ/Washington Township/Lackawanna JC) was Thomson's favorite target as the 6-6 wide receiver finished with a career day, hauling in six passes for 112 yards, highlighted by a 42-yard fourth-quarter pickup. A big-play receiver all year for the Seahawks, Williams has snared a team-high 16 catches for 347 yards and two TDs with his 21.7-yards per catch average ranking No. 5 in NCAA FCS football.



### Knight's Big Day vs. CCSU

Junior running back Denzel Knight (Rochester, NY / Salisbury School) leads the NEC at 8.9 yards per carry and, overall, is the league's third-leading rusher with 506 yards, to go with four touchdowns. The 6-2, 220-pound Knight rushed for a career-high 150 yards on just 13 carries in Wagner's 25-21 comeback victory at Central Connecticut, an effort buoyed by first quarter runs of 51 and 70 yards with the 51-yarder coming on Wagner's first play from scrimmage, and the latter giving the Seahawks an early 7-0 lead. On the 70-yard TD run, a gain that was the second-longest of his career, Knight swept around left end and raced untouched down the left sideline. In the first quarter alone vs. CCSU, Knight had 122 yards rushing on four carries. Knight's TD runs have come on runs of 71, 70 and 67 yards.



### Cooper a Weapon

Senior kicker James Cooper (Linwood, NJ / Mainland Regional), a first-year Seahawk who transferred from Temple, is Wagner's leading scorer with 48 points. He is 10-of-13 on field goal attempts, and a perfect 9-of-9 from within the 30-39-yard range, with a career-long 52-yard effort vs. Sacred Heart (10/1). Cooper is also 18-of-20 on PATs and has recorded 16 touchbacks.

### Defensive Improvement

Wagner is markedly improved in all phases in 2016 vs. a year ago, no place more than on defense. Here's a statistical look at the 2016 and 2015 Seahawk defensive units.

Avg Allowed/Game	2016	2015
Points	20.1	36.1
Rushing Yards	142.1	211.5
Passing Yards	200.7	222.2
Total Yards	342.9	433.7



### Wagner Top Offensive Games

540 vs. Sacred Heart (276 Passing, 264 Rushing), 10/1  
488 vs. Saint Anselm (176 Passing, 312 Rushing), 8/31  
467 at Central Connecticut (270 Passing, 197 rushing), 10/15

### Gains of 35 Yards or More

Offensively, the Seahawks are much more explosive than a year ago. Through seven games of the 2016 season, Wagner has recorded 13 plays of 35 yards or more from scrimmage with nine of these plays going for touchdowns.

During the entire 11-game 2015 season, the Seahawks had just seven plays of 35 yards or more from scrimmage, four of which went for touchdowns.

### RUSHING

#### RB Denzel Knight

71 yards vs. Concordia (TD), 9/10  
70 yards at CCSU (TD), 10/15  
67 yards vs. Sacred Heart (TD), 10/1  
50 yards vs. CCSU (10/15)

#### RB Matthis McKinnon

43 yards vs. Saint Anselm (TD), 8/31  
41 yards vs. Sacred Heart (TD), 10/17/1

### RECEIVING

#### WR John Williams

50 yards vs. Sacred Heart (TD), 10/1  
42 yards at Bryant, 10/22  
41 yards vs. Concordia, 9/10

#### RB Matthias McKinnon

47 yards vs. Columbia (TD), 10/8

#### WR Keith Foster

43 yards vs. Sacred Heart, 10/1  
39 yards vs. Sacred Heart (TD), 10/1

#### WR Andre Yevchinecz

39 yards at CCSU, 10/15  
(Also had 77-yard punt return for TD vs. Concordia, 9/10)

#### TE Ryan Owens

37 yards vs. Sacred Heart (10/1)



### Spreading the Wealth

Junior QB Alex Thomson has completed passes to 14 different receivers thus far in the 2016 season.

### Wagner Receiving

Pos.	Name	Catches	Yards	TD	Avg.	Long
WR	John Williams	16	347	2	21.7	50
WR	Andre Yevchinecz	15	247	1	16.5	39
WR	Keith Foster	14	172	2	12.3	43
TE	Ryan Owens	12	148	1	12.3	37
RB	Denzel Knight	11	49	1	4.5	11
WR	Brandon Peoples	10	64	0	6.4	21
RB	Matthias McKinnon	9	159	1	17.7	47
TE	Caleb Scepaniak	6	66	0	11.0	22
WR	Willie Dale	4	47	1	11.8	21
WR	Jeffrey Bost	4	37	0	9.2	18
WR	Nour Aly	1	8	0	8.0	8
RB	Franklin Labady	1	6	0	6.0	6
FB	Lucas DePofi	1	4	0	4.0	4

### Wagner Football - A Proud History

The Seahawks, who have won at least a share of two of the last three NEC championships, off to an uncharacteristic 1-9 start in 2015, have a long and proud gridiron history. Since the football program



was established in 1927, Wagner has had three undefeated seasons, in 1960 (9-0), 1964 (10-0) and 1967 (9-0). A Division III program until moving up to the Football Championship Subdivision (FCS) level in 1993 (then 1-AA), undoubtedly the signature moment in Seahawk history

came in 1987 when the Green & White won the NCAA Division III National Title, capping a 13-1 season with a 19-3 victory over Dayton in the championship game, known as the Amos Alonzo Stagg Bowl. That year, head coach Walt Hameline, who stepped down as head coach after 34 seasons at the end of the 2014 campaign, was named the 1987 Chevrolet National Division III Coach of the Year.

### Wagner and the Northeast Conference



Wagner College is a charter member of the Northeast Conference (NEC), which was first established as the ECAC-Metro Conference in 1981. At that time, the league's founders had one goal in mind: to create a competitive NCAA Division I men's basketball conference for unaffiliated schools on the Eastern seaboard. A single-sport entity at its inception, the NEC has grown far beyond expectations over the past three plus decades, having transformed itself into a 10-member, 22-sport conference. In 1985, the league began sponsoring additional sports and, three years later, a change of name was in order and the Northeast Conference as we know it today was born. With membership and sport sponsorship continuing to grow over the years, the NEC now enjoys qualification or play-in access to 14 different NCAA Championships (baseball, men's and women's basketball, football, men's and women's golf, men's and women's lacrosse, men's and women's soccer, softball, men's and women's tennis and women's volleyball).

### Wagner and Northeast Conference Football

The NEC began sponsoring FCS football in 1996. As a result of the NCAA Board of Directors' approval of a new budget that allowed for the expansion of the Division I Football Championship Subdivision post-season bracket, the NEC gained automatic access into the Division I Football Championship beginning in 2010. In 2012, Wagner captured its first-ever NEC title and accompanying NCAA Playoff appearance. On November 24, 2012, the Seahawks defeated Patriot League champion Colgate, 31-20, becoming the first, and to date only, NEC team to ever win an NCAA Playoff game. The following week, the Seahawks took a third-quarter lead at No. 4 Eastern Washington before the Eagles came back to post a 29-19 win. Following the 2012 season, Wagner became the first, and to date only, NEC team to finish in the Final Top 25 of both major FCS Polls (No. 21 FCS Sports Network Poll, No. 22 FCS Coaches Poll). Following the 2012 campaign, Walt Hameline earned two FCS National Coach of the Year honors (College Football News & College Sports Journal), in addition to being named NEC Coach of the Year.

### NEC Football Conference

Bryant  
Central Connecticut  
Duquesne  
Robert Morris  
Sacred Heart  
Saint Francis U  
Wagner



# WAGNER STATISTICAL LEADERS




**#19 QB ALEX THOMSON**

Date	Opponent	Rushing				Receiving				Passing				Kick Ret				Punt Ret	
		no.	yds	td	lg	no.	yds	td	lg	c-a-i	yds	td	lg	no.	yds	td	lg	no.	yds
Sept 1, 2016	SAINT ANSELM	4	56	1	59	1	-4	0	0	17-31-1	176	2	32	0	0	0	0	0	0
Sep 10, 2016	CONCORDIA	3	-26	0	0	0	0	0	0	18-27-0	239	2	41	0	0	0	0	0	0
Sep 24, 2016	at Boston College	8	20	1	55	0	0	0	0	13-25-0	62	0	17	0	0	0	0	0	0
Oct. 1, 2016	SACRED HEART	7	14	0	15	0	0	0	0	15-28-0	276	3	50	0	0	0	0	0	0
Oct 08, 2016	COLUMBIA	5	-27	0	4	0	0	0	0	10-24-0	149	1	47	0	0	0	0	0	0
Oct 15, 2016	at Central Connecticut	7	-16	0	4	0	0	0	0	19-28-1	270	1	39	0	0	0	0	0	0
Oct 22, 2016	at BRYANT	9	15	0	12	1	32	0	32	17-37-0	230	1	42	0	0	0	0	0	0
Totals		43	36	2	59	2	28	0	32	109-200-2	1402	10	50	0	0	0	0	0	0



**#28 RB DENZEL KNIGHT**

Date	Opponent	Rushing				Receiving				Passing				Kick Ret				Punt Ret			
		no.	yds	td	lg	no.	yds	td	lg	c-a-i	yds	td	lg	no.	yds	td	lg	no.	yds	td	lg
Sept 1, 2016	SAINT ANSELM	16	147	1	37	1	11	0	11	0-0-0	0	0	0	0	0	0	0	0	0	0	0
Sep 10, 2016	CONCORDIA	12	104	1	71	1	4	0	4	0-0-0	0	0	0	0	0	0	0	0	0	0	0
Sep 24, 2016	at Boston College	5	13	0	5	1	-2	0	0	0-0-0	0	0	0	0	0	0	0	0	0	0	0
Oct. 1, 2016	SACRED HEART	4	76	1	67	1	5	1	5	0-0-0	0	0	0	0	0	0	0	0	0	0	0
Oct 08, 2016	COLUMBIA	5	16	0	8	0	0	0	0	0-0-0	0	0	0	0	0	0	0	0	0	0	0
Oct 15, 2016	at Central Connecticut	13	150	1	70	2	-3	0	8	0-0-0	0	0	0	0	0	0	0	0	0	0	0
Oct 22, 2016	at BRYANT	6	34	0	18	5	34	0	23	0-0-0	0	0	0	0	0	0	0	0	0	0	0
Totals		61	540	4	71	11	49	1	23	0-0-0	0	0	0	0	0	0	0	0	0	0	0



**#17 WR JOHN WILLIAMS**

Date	Opponent	Rushing				Receiving				Passing				Kick Ret				Punt Ret			
		no.	yds	td	lg	no.	yds	td	lg	c-a-i	yds	td	lg	no.	yds	td	lg	no.	yds	td	lg
Sept 1, 2016	SAINT ANSELM	0	0	0	0	2	39	0	32	0-0-0	0	0	0	0	0	0	0	0	0	0	0
Sep 10, 2016	CONCORDIA	0	0	0	0	2	56	1	41	0-0-0	0	0	0	0	0	0	0	0	0	0	0
Sep 24, 2016	at Boston College	0	0	0	0	0	0	0	0	0-0-0	0	0	0	0	0	0	0	0	0	0	0
Oct. 1, 2016	SACRED HEART	0	0	0	0	1	50	1	50	0-0-0	0	0	0	0	0	0	0	0	0	0	0
Oct 08, 2016	COLUMBIA	0	0	0	0	2	50	0	25	0-0-0	0	0	0	0	0	0	0	0	0	0	0
Oct 15, 2016	at Central Connecticut	0	0	0	0	3	40	0	15	0-0-0	0	0	0	0	0	0	0	0	0	0	0
Oct 22, 2016	at BRYANT	0	0	0	0	6	112	0	42	0-0-0	0	0	0	0	0	0	0	0	0	0	0
Totals		0	0	0	0	16	347	2	50	0-0-0	0	0	0	0	0	0	0	0	0	0	0



**#32 SANTONI GRAHAM**

Date	Opponent	Tackles					Sacks		Fumble		Int		pass		blkd	PAT	PAT	
		solo	ast	total	tfl	yds	no.	yds	ff	fr	yds	no.	yds	qbh	brup	kick	kicks	rush
Sept 1, 2016	SAINT ANSELM	4	3	7	1.0	2	0	0	0	0	0	0	0	1	0	0	0-0	0
Sep 10, 2016	CONCORDIA	4	1	5	2.0	19	1	10	0	0	0	0	0	0	0	0	0-0	0
Sep 24, 2016	at Boston College	3	6	9	0.5	1	0	0	0	0	0	0	0	1	1	0	0-0	0
Oct. 1, 2016	SACRED HEART	8	3	11	0.0	0	0	0	0	0	0	0	0	0	0	0	0-0	0
Oct 08, 2016	COLUMBIA	6	3	9	1.0	2	0	0	0	0	0	0	0	0	0	0	0-0	0
Oct 15, 2016	at Central Connecticut	0	9	9	0.5	1	0	0	0	0	0	0	0	0	0	0	0-0	0
Oct 22, 2016	at BRYANT	6	7	13	1.5	3	0	0	0	0	0	0	0	0	0	0	0-0	0
Totals		31	32	63	6.5	28	1	10	0	0	0	0	0	2	1	0	0-0	0

## Linebacker Najee Harris, TE Ryan Owens Named 2016 Team Captains



Harris

### Harris, Owens Named 2016 Team Captains

Najee Harris (Norristown, PA/ Norristown) and tight end Ryan Owens (Gainesville, NY / Letchworth), a pair of graduate students, will serve as captains for the 2016 Seahawks. In 2015, Harris finished second on the team in tackles with 58, including 46 solo stops. The 6-1 220-pound Harris was the team-leader in tackles for loss with 10, which included four sacks. In addition, he recorded two interceptions, forced one fumble and was responsible for six pass deflections and four pass breakups. In the season finale at Sacred Heart (11/21), Harris registered a career-high 10 tackles, including six solo stops and one sack. Owens is coming off of a 2015 campaign that saw him earn Second-Team All-Northeast Conference (NEC) honors. The 6-3, 235-pound Owens demonstrated his athleticism and versatility in leading all NEC tight ends in both receptions (29) and receiving yards (353), both of which paced Wagner as well, in addition to averaging 12.2 yards per catch. His top statistical game came at home vs. Bryant (11/7), when he registered career highs with eight catches for 131 yards, highlighted by a career-long 43-yard touchdown reception.



Owens

## Pronunciation Guide

### Coaching Staff

**Head Coach:** Jason Houghtaling  
**Offensive Coordinator:** Rich Scangarello  
**Wide Receivers Coach:** Custavious Patterson  
**Offensive Line Coach:** Stefon Wheeler  
**Inside Linebackers Coach:** Max Wassel  
**Defensive Backs Coach:** Zamel Johnson  
**Defensive Line/Special Teams Coach:** Steve Ciocchi  
**Tight Ends Coach:** Walter Kuzmirek  
**Defensive Line/Special Teams Coach:** Rob Calabrese

Ho - tail - ling  
 Scan - guh - rello  
 Cus - tave - ee - us  
 Steff - on  
 Was - ul  
 Zah - mel  
 See - ahs - ee  
 Kooz - mare - ik  
 Cal - uh - breez

### Players

2	Nour Aly	No-or Al-ee
8	Tyamonee Johnson	Ty - uh - Moan - ee
11	MatthiasMcKinnon	Muh - Thy - iss
12	Kemani Howard	Kuh - mahn - ee
14	Andre Yevchinecz	Yev-chuh-nizz
15	Caleb Scepaniak	Ka - lib Sep-an- ick
18	Luke Massei	Mass - ee
29	Gerald Kahari	Ka - har - ee
33	Jason Clas	Class (like Classroom)
37	Lucas DePofi	Duh - pahff - ee
39	Bryan Rafano	Ruh - fonn - oh
42	Mathieu Loiselle	Mah-tho Loo-a-zay
45	Maurice Diawara	Dee - a - warr - a
53	Dean Duggan	Dug - in
54	Kishon Banks	Kee - shonn
58	Tevaughn Grant	Tee - vaughn
60	Chris Gangarossa	Gang - uh - rossa
63	Christan Gore	Krist - an (not Christian)
72	Greg Senat	Suh - not
75	Brady Hudik	Hue - dick
93	Nicholas Padron	Puh - drone
96	Charbel Dabire	Charr - bell Duh - by - er



A brand new FieldTurf playing surface was installed at Hameline Field in the summer of 2016



"Under the Lights"  
 Night Football at Hameline Field Became a Reality in 2013

### Julian Stanford Records Seven Tackles For New York Jets in 24-16 Win over Ravens



Former Wagner football standout Julian Stanford was called up from the practice squad due to a rash of injuries at the Jets' linebacker spot and came up big in a 24-16 win over Baltimore last Sunday. Playing a career-high 37 snaps, Stanford finished second on the team with seven tackles, including six solo stops. In his fifth NFL season, and first as a member of the Jets, the Bloomfield, CT native was a First-Team All-Northeast Conference (NEC) selection in 2011. He began his NFL career as an undrafted free agent with Jacksonville in 2012 and played in 16 games with six starts for the Jaguars as a rookie. He also played 18 games in 2013-14 with the Detroit Lions and had two stints in 2015 on the Tampa Bay Buccaneers' practice squad before coming to the Jets.





# 2016 NEC FOOTBALL



#NECFB CONTACT: RALPH VENTRE • RVENTRE@NORTHEASTCONFERENCE.ORG • 200 COTTONTAIL LANE • SOMERSET, NJ 08873 • PH: (732) 469-0440, Ext. 207 • FAX: (732) 469-0744

## UPCOMING GAMES

### WEEK 7

Saturday, October 15

SAINT FRANCIS 38, BRYANT 3  
SACRED HEART 31, Cornell 24  
WAGNER 25, CENTRAL CONNECTICUT 21  
DUQUESNE 31, ROBERT MORRIS 24

### WEEK 8

Friday, October 21

SAINT FRANCIS 14, DUQUESNE 10

Saturday, October 22

SACRED HEART 16, ROBERT MORRIS 10  
BRYANT 27, WAGNER 17  
Coastal Carolina 33, CENTRAL CONNECTICUT 25

### WEEK 9

Saturday, October 29

CENTRAL CONNECTICUT at ROB MORRIS. 12:00 pm  
BRYANT at DUQUESNE..... 12:00 pm  
WAGNER at Massachusetts ..... 12:00 pm  
SAINT FRANCIS at SACRED HEART..... 12:00 pm

### WEEK 10

Saturday, November 5

SACRED HEART at CCSU 12:00 pm  
DUQUESNE at WAGNER 12:00 pm  
ROBERT MORRIS at BRYANT 12:00 pm

Open Date: SAINT FRANCIS

# #NECFB

## 2016 NEC PRESEASON POLL

1. Duquesne (6)
2. Sacred Heart (1)
3. Saint Francis
4. Bryant
5. Central Connecticut
6. Robert Morris
7. Wagner

(First-place votes in parentheses)

## 2016 NEC FOOTBALL STANDINGS

THRU WEEK 8 - OCTOBER 22, 2016

SCHOOL	NEC	PCT.	OVERALL	PCT.	STREAK	HOME	AWAY	NEU.
1. Saint Francis U	3-0	1.000	5-3	0.625	W4	3-0	2-3	0-0
2. Wagner	2-1	0.667	4-3	0.571	L1	3-1	1-2	0-0
Bryant	2-1	0.667	3-4	0.429	W1	3-1	0-3	0-0
4. Sacred Heart	1-1	0.500	6-1	0.857	W2	3-0	3-1	0-0
Duquesne	1-1	0.500	4-3	0.571	L1	3-1	1-2	0-0
6. Central Connecticut	0-2	0.000	1-6	0.143	L4	1-2	0-4	0-0
Robert Morris	0-3	0.000	1-7	0.125	L4	1-2	0-5	0-0

## NEC OFFENSIVE PLAYER OF THE WEEK

KAMRON LEWIS, SAINT FRANCIS

WR, So., 6-4, 195 lbs., Fresno, CA/Edison

WEEK 8 STATS: 4 receptions, 135 receiving yards, 33.8 ypc

Lewis used his big-play ability to spark both touchdown drives during Saint Francis' 14-10 victory over defending NEC champion Duquesne. Averaging 33.8 yards per catch, the sophomore receiver pulled in four passes for 135 yards and eclipsed the 120-yard mark for the fourth time in his past five games. The 6-foot-4 California product helped the Red Flash find paydirt on their final possessions of the second and fourth quarters. Lewis, who ranks fourth amongst Division I FCS leaders in receiving yards (854) this season, recorded first downs on all four of his catches against Duquesne.



## NEC DEFENSIVE PLAYER OF THE WEEK

JALEN WELLS, SAINT FRANCIS

DB, Jr., 6-1, 180 lbs, Westerville, OH/Thomas Worthington

WEEK 8 STATS: 5 total tackles (4 solo), 1 PBU, 1 INT

Wells spearheaded a SFU defense that grounded the NEC's top-ranked passing attack for the second week in a row. The junior defensive back totaled five stops (4 solo), one pass break-up and one interception as the Red Flash limited Duquesne to a season-low 150 yards passing. Wells successfully defended two passes at key points during the fourth quarter. Looking to protect a 14-10 lead in the game's final minute, Wells stepped in front of a pass and made a victory-clinching interception.



## NEC SPECIAL TEAMS PLAYER OF THE WEEK

MATT SEWALL, BRYANT

WR/KR, Jr., 5-10, 183 lbs., Portsmouth, RI/Portsmouth

WEEK 8 STATS: 180 kick return yards, 4 kick returns, KOR TD

The Bulldogs scored 10 points on the heels of two Sewall kick returns in a 27-17 home win over NEC rival Wagner. Helping Bryant deal the Seahawks their first league loss, Sewall totaled a career-high 180 yards on four kickoff returns. He logged 157 of those yards on a pair of third-quarter runbacks, including Bryant's longest return since Jose Depadua went 100 yards against Sacred Heart on October 19, 2013. With 3:29 left in the third quarter, Sewall took a kickoff 97 yards to paydirt for a 20-10 lead..



## NEC ROOKIE OF THE WEEK

AJ HINES, DUQUESNE

RB, Fr., 5-11, 220 lbs., Wilson, NC/Fike

WEEK 8 STATS: 123 rush yards, 25 carries, 1 rush TD, 4.92 ypc

Hines continued to pulverize opposing defenses in the running game. The freshman eclipsed the 100-yard rushing mark for the fourth time in his last five outings and accounted for the Dukes' lone touchdown in a last-minute 14-10 setback at Keystone State rival Saint Francis. Hines logged a NEC week-high 123 yards rushing on 25 attempts against the conference's top-ranked run defense. He powered into the end zone for a 1-yard TD run that gave the Dukes' a 10-7 lead midway through the third.



# Wagner Seahawks Roster

No.	Name	Cl.	Pos.	Ht.	Wt.	Hometown/High School/Last School
1	Sterling Lowry	So.	DB	5-11	180	Syracuse, NY / Milford Academy / Nottingham
2	Nour Aly	Sr.	WR	5-11	175	North Caldwell, NJ / West Essex
3	AJ Long	Jr.	QB	6-1	190	Bethlehem, PA / Friendship Christian (TN)/Syracuse
4	Tim Hayes	Sr.	DB	5-10	200	Los Angeles, CA / Crespi Carmelite / Wyoming
5	Brandon Peoples	Sr.	WR	5-11	200	Abington Township, PA / Archbishop Wood/Milford Academy
6	Franklin Labady	Jr.	RB	5-8	165	Hialeah, FL / U. of Cincinnati
7	Quintin Hampton	So.	LB	5-11	235	Moultrie, GA / Colquitt County / UCF
8	Tyamonee Johnson	Jr.	DB	6-0	170	Ft. Washington, MD / Bullis School
9	Keith Foster	Sr.	WR	6-3	200	Newark, NJ / Weequahic / Milford Academy
10	Jesse Flaherty	Jr.	DB	6-1	205	Oceanport, NJ / Red Bank Catholic / The Peddie School
11	Matthias McKinnon	Sr.	RB	6-0	210	Albany, NY / Bishop Maginn / Jireh Prep (NC)
12	Kemani Howard	Jr.	DB	6-0	200	Rochester, NY / Wilson Magnet
13	D.J. Paul	Sr.	LB	6-2	210	Dix Hills, NY / Half Hollows East
14	Andre Yevchinez	Sr.	WR	5-10	170	Binghamton, NY / Binghamton
15	Caleb Scepiani	Sr.	TE	6-6	255	Endicott, NY / Seton-Catholic/Union-Endicott
16B	Ryan Bennett	Sr.	QB	6-1	195	Hanover, MA / Hanover
17	Willie Dale	So.	WR	6-2	205	Staten Island, NY / St. Peter's
18	Luke Massei	So.	QB	6-1	190	Sewell, NJ / Washington Township/Lackawanna CC (PA)
19	Alex Thomson	Jr.	QB	6-5	225	Cary, NC / Green Hope
20	Najee Harris	Gr.	LB	6-2	225	Keyport, NJ / Keyport
22	Jeffrey Bost	Jr.	WR	5-8	165	Norristown, PA / Norristown
23	James Cooper	Gr.	K	6-1	195	Rahway, NJ / Rahway / Towson
23B	Justin Osuji	Jr.	LB	6-2	240	Linwood, NJ / Mainland Regional/ Temple
24	Malik Warner	Jr.	DB	6-2	190	West Orange, NJ / West Orange
25	Isaiah Gills	Sr.	DB	6-4	225	Brooklyn, NY / Bishop Ford/ASA Junior College
26	David Thomas	Fr.	DB	6-0	180	Bel Air, MD / Harford Technical High School
27	Myron Morris	Fr.	DB	6-0	180	Buffalo, NY / South Park
28	Denzel Knight	Jr.	RB	6-2	220	Miami, FL / Booker T. Washington
29	Gerald Kahari	Jr.	WR	5-7	155	Rochester, NY / Salisbury School
31	Tiquan Garner	Sr.	DB	5-9	165	Lynn, MA / St. John's Prep
32	Santoni Graham	So.	LB	6-1	225	Brookville, NY / Long Island Lutheran
33	Jason Clas	Jr.	LB	6-2	230	Arlington, VA / Bishop O'Connell / Fork Union Military Academy
34	Frank Calcutta	Jr.	FB	5-11	220	Delmar, NY / Bethlehem Central
35	Ben Sieczkowski	So.	LB	6-2	220	Staten Island, NY / St. Joseph's By the Sea
36	Khaliq Byard	Fr.	LB	6-2	200	Englishtown, NJ / Manalapan
37	Lucas DePofi	Jr.	FB	6-0	220	Lithonia, GA / Martin Luther King
38B	Juan Acquaviva	Jr.	DB	6-0	180	Endicott, NY / Union-Endicott
38B	River Thomas	Fr.	DB	5-10	190	Kinnelon, NJ / Don Bosco Prep
39	Bryan Rafano	Sr.	P	6-1	180	Ledyard, CT / Ledyard / Bridgeton Academy (ME)
40	Andrew Cordani	So.	RB	5-11	195	South River, NJ / St. Joseph's Metuchen (NJ)
41	Buzz Williams	Jr.	FB	6-1	235	Hamilton, VA / Loudoun Valley
42	Mathieu Loisel	Sr.	LB	5-11	210	Lakeland, FL / Lakeland
43	Ryan Owens	Gr.	TE	6-4	240	Quebec, Canada / Vermont Academy
44	Tim Jackson	Jr.	DL	6-1	250	Gainesville, NY / Letchworth
45	Craig Merkle	Jr.	RB	6-0	215	Riviera Beach, FL / Dwyer
45	Maurice Diawara	Jr.	DL	6-2	265	Nutley, NJ / Nutley
46	Kiser Terry	Sr.	DL	6-3	275	Lakewood, NJ / Lakewood
47	Edward Nunez	Jr.	LB	6-2	230	Feasterville, PA / Neshaminy / Temple
48	Isaiah Green	Fr.	RB	5-11	205	Bronx, NY / Dewitt Clinton
49	Randall May	Jr.	LB	6-2	230	Springfield, MA / Westminster
50	Jordan Baskerville	Jr.	DL	6-2	260	Sparta, NJ / Sparta
51	George Snowden	Fr.	OL	6-3	290	West Point, NY / James I. O'Neill / Milford Academy
52	Titus Richards	Jr.	OL	6-3	285	Gaithersburg, MD / Milford Academy (NY)
53	Dean Duggan	Jr.	LB	6-0	230	Coatesville, PA / Coatesville
54	Kishon Banks	Jr.	LB	6-0	235	Long Beach, CA / Millikan
55	Kendle Bramble	Sr.	DL	6-4	250	Pennsauken / Paul VI
56	Cameron Gill	Jr.	LB	6-3	230	Freeport, NY / Baldwin
57	Allaah Sessions	Fr.	LB	6-1	215	Douglasville, GA / Chapel Hill
58	Tevaughn Grant	So.	LB	6-2	240	Elmira, NY / Elmira
59	Carson Hicks	Jr.	DL	6-2	260	Pateron, NJ / Eastside
60	Chris Gangarossa	Fr.	OL	6-6	300	Syracuse, NY / Westhill
61	Clayton Kemp	So.	DL	6-0	290	Buffalo, NY / Milford Academy
62	Ahmad Dickerson	So.	DL	6-1	250	Holmdel, NJ / St. John Vianney / Brookdale CC
63	Christian Gore	Sr.	DL	6-1	295	Brooklyn, NY / Christ the King/ LIU Post
64	Dan O'Neill	Jr.	OL	6-1	280	Macomb, MI / Dakota / Western Michigan
65	Fred Garcia	So.	DL	6-1	260	Pittsburgh, PA / Central Catholic
66	Jake Vogel	So.	OL	6-4	305	Little Ferry, NJ / Ridgefield Park
67	Tyler Piekarz	Fr.	OL	6-6	255	Sparta, NJ / Sparta
68	Darail McCormick	Fr.	DL	5-11	250	Flanders, NJ / Mt. Olive
69	Elihu Ngodi	Sr.	OL	6-5	310	New Rochelle, NY / Iona Prep
70	Matt Diaz	Fr.	OL	6-6	295	Poughkeepsie, NY / Our Lady of Lourdes
71	Joe Sellmeyer	Fr.	OL	6-2	275	Edison, NJ / Edison/ Milford
72	Greg Senat	Sr.	OL	6-8	280	Manalapan, NJ / Manalapan
73	Daniel Clifford	So.	OL	6-4	320	Elmont, NY / Elmont / Marianapolis Prep (CT)
74	Eddie Garcia	So.	OL	6-2	305	Hoboken, NJ / Hoboken
75	Brady Hudik	So.	OL	6-5	305	Miami, FL / Christopher Columbus
76	Jack Blatchford	Jr.	OL	6-6	300	Bordentown, NJ / Bordentown Regional
77	Najee Wilson	Fr.	OL	6-3	315	Newton, MA / Loomis Chaffee (CT)
78	Joe MacAvoy	Fr.	OL	6-4	300	Delray Beach, FL / Atlantic
79	Ian Brown	Fr.	OL	6-3	270	Forked River, NJ / Lacey Township
82	Adam Giordano	Fr.	WR	6-5	215	Stafford, VA / Brooke Point
82B	Rashad Young	Sr.	WR	6-0	205	Cherry Hill, NJ / Milford Academy (NY)
83	Matt Bruno	Fr.	TE	6-3	210	Ledyard, CT / The Williams School / Bridgeton Academy
84	Alexander Hodge	So.	WR	6-2	170	Berkeley Heights, NJ / Governor Livingston
						Waldorf, MD / North Point

No.	Name	Cl.	Pos.	Ht.	Wt.	Hometown/High School/Last School
85	Darryl Gamble	So.	DB	6-1	200	Tinton Falls, NJ / Monmouth Regional
87	Nicholas Galanti	Fr.	TE	6-2	225	Howell, NJ / Freehold Township
88	Lloyd Smith	Sr.	WR	6-1	195	Willingboro, NJ / Holy Cross / Valley Forge Military (PA)
89	Chris Woodard	So.	TE	6-4	225	North Tonawanda, NY / North Tonawanda
90	Dillon Donaldson	Fr.	DL	6-3	275	Monmouth Junction, NJ / South Brunswick
91	Collin Ansbach	Fr.	K/WR	6-2	180	Point Pleasant, NJ / Point Pleasant Boro
92	Matt Drinkwater	So.	K/P	6-0	195	Greenport, NY / Greenport/Southold-Mattituck
93	Nicholas Padron	Jr.	LS	6-0	255	Kenilworth, NJ / David Brearley
94	John Drinkwater	So.	K/P	6-1	195	Greenport, NY / Greenport/Southold-Mattituck
95	Julian McCleod	So.	DL	6-3	285	Miramar, FL / St. Thomas Aquinas
96	Charbel Dabire	So.	DL	6-1	330	Toronto, Canada / New Mexico Military Institute
97	Michael Blond	So.	LS	6-2	215	Clifton Park, NY / Shenendehowa
98	Joseph Wightman	Sr.	DL	6-4	240	Maplewood, NJ / Seton Hall Prep
99B	Corey Alberti	So.	DL	6-1	265	Endicott, NY / Union Endicott
99	Christopher Williams	Fr.	DL	6-2	285	Brooklyn, NY / Lafayette
-	Marcus Barnes	Fr.	DB	6-0	160	Scotchtown, NY / Pine Bush / East Coast Prep (MA)
-	Anthony Bassani	Fr.	DB	5-11	185	Scottsdale, AZ / Manalapan
-	Evan Baugh	Fr.	DB	5-9	180	Broomfield, CO / Legacy
-	Aston Brown, Jr.	Fr.	WR	5-10	185	Elmont, NY / Elmont Memorial
-	BJ Buckle	Fr.	LB	5-11	225	New Canaan, CT / St. Luke's
-	Nick Buhta	So.	LB	6-0	200	Farmington, MN / Farmington
-	Caleb Cilumba	Fr.	WR	6-3	215	Keller, TX / Prime Prep Academy
-	Josh Clark	Fr.	LB	6-3	210	Camden, NJ / Camden
-	Matt Cluley	Fr.	QB	5-10	175	Wall, NJ / Wall Township
-	Bruce Collins	Fr.	DB	6-0	190	Herndon, VA / Herndon
-	Tucker Cowdin	Fr.	LB	5-10	200	St. George, UT / Desert Hills
-	Felix Culmer	Fr.	DB	6-0	175	Chester, VA / Woodberry Forest School
-	Alec Eschenwald	Fr.	WR	5-7	155	Estero, FL / Estero
-	Shade Gesser	Fr.	WR	5-9	190	Tulsa, OK / Union
-	Ben Gomes	Fr.	LB	6-0	195	Warren, NJ / Watchung Hills
-	Garfield Hall	Fr.	DB	6-0	180	Middle Village, NY / Christ the King
-	Tyler Harwood	Fr.	LB	5-9	190	Troy, NY / La Salle Institute
-	Shayne Holland	Fr.	DB	6-2	190	Londonberry, NH / Londonberry/ Bridgton Academy
-	Davien Kuinlan	Fr.	FB	6-2	210	Massapequa, NY / Plainedge
-	Tyler Loftus	Jr.	QB	6-0	195	Ashtabula, OH / Lakeside
-	Grant Ludgar	So.	FB	5-10	245	Dallas, TX / Bishop Lynch
-	Carmine Matelle	Fr.	DL	5-10	250	Staten Island, NY / Staten Island Tech
-	Kyle McGee	Fr.	LB	6-0	220	Manlius, NY / Fayetteville-Manlius
-	Everett Minchew	So.	K/P	6-1	190	Cherry Hill, NJ / Camden Catholic
-	Zach Mitchell	Fr.	LB	6-1	240	South Berwick, ME / Marshwood
-	Ryan Monaghan	Sr.	QB	6-0	185	Rutherford, NJ / St. Mary's
-	Joe Muller	Fr.	DB	5-9	180	Selden, NY / Newfield
-	Stephen Nagy	Fr.	DB	5-11	180	Trumbull, CT / Trumbull
-	Kyle Panagiotou	Fr.	WR	5-10	185	Ovido, FL / Ovido
-	Max Pfang	Fr.	LB	6-0	220	Rumson, NJ / Rumson-Fair Haven
-	Gavin Pruett	Fr.	QB	6-1	190	Mission Viejo, CA / Capistrano Valley / Milford Academy
-	Evans Riviere	Fr.	RB	5-9	180	Woodberry Forest, VA / Woodberry Forest
-	Alex Rowe	So.	DB	5-8	170	Lake Mary, FL / Lake Mary
-	Joe Savittieri	Fr.	K/P	5-10	185	Little Falls, NJ / Passaic Valley
-	Justin Siejk	Fr.	DB	6-1	190	Boyertown, PA / East Coast Prep (MA)
-	Tyler Towns	Fr.	DL	6-2	200	Jackson, NJ / Jackson
-	Nick Zirolo	Fr.	RB	5-9	180	Cedar Grove, NJ / Cedar Grove

## Coaching Staff

Title	Name	Years at Wagner	College (Year)
Head Football Coach	Jason Houghtaling	2nd as HC/8th Overall	Binghamton (2004)
Offensive Coordinator	Rich Scangarello	First	Sacramento St. (1996)
Defensive Coordinator	Tony Brinson	Sixth	Rhode Island (1995)
Wide Receivers	Custavious Patterson	Fifth	Morgan St. (2004)
Offensive Line	Stefon Wheeler	Third	Michigan St. (2005)
Defensive Line/Special Teams	Steve Ciocci	First	Wagner (2012)
Offensive Assistant	David Fredrickson	Second	Wagner (2015)
Inside Linebackers	Max Wassel	Second	Wagner (2015)
Outside Linebackers	Eric Franklin	Second	Maryland (2013)
Running Backs	Rob Calabrese	First	Central Florida (2012)
Defensive Backs	Zamel Johnson	Second	Temple (2012)
Strength & Conditioning	Brian Tracz	Third	Fordham (2008)
Head Trainer	Andrew Levine	First	William Paterson (2012)
Operations Director	A.J. Firestone	Second	Wagner (2015)
Equipment Manager	Steven Funk	Second	Randolph-Macon (2015)





# 2016 Wagner Seahawks

## Depth Chart - at UMass (October 29, 2016)



### OFFENSE

#### LEFT TACKLE

70 - Matt Diaz (Sr., 6-6, 295)  
69 - Elihu Ngbodi (Sr., 6-5, 310)

#### LEFT GUARD

75 - Brady Hudik (So., 6-5, 305)  
73 - Daniel Clifford (So., 6-4, 320)

#### CENTER

73 - Daniel Clifford (So., 6-4, 320)  
74 - Eddie Garcia (Gr., 6-2, 305)

#### RIGHT GUARD

52 - Titus Richards (Jr., 6-3, 285)  
76 - Jake Blatchford (Jr., 6-6, 300)

#### RIGHT TACKLE

72 - Greg Senat (Sr., 6-8, 280)  
60 - Chris Gangarossa (Fr., 6-6, 300)

#### QUARTERBACK

19 - Alex Thomson (So., 6-5, 225)  
3 - A.J. Long (Jr., 6-1, 190)

#### RUNNING BACK

11 - Matthias McKinnon (Sr., 6-0, 210) OR  
28 - Denzel Knight (Jr., 6-2, 220)

#### RECEIVER

5 - Brandon Peoples (Sr., 5-11, 200)  
22 - Jeffery Bost (Jr., 5-8, 165)

#### RECEIVER

14 - Andre Yevchinecz (Sr., 5-10, 170)  
16 - Willie Dale (So., 6-2, 205)

#### RECEIVER

9 - Keith Foster (Sr., 6-3, 200)  
17 - John Williams (Jr., 6-6, 220)

#### TIGHT END

43 - Ryan Owens (Gr., 6-4, 240)  
15 - Caleb Scepaniak (Sr., 6-6, 255)/  
89 - Chris Woordard (So., 6-4, 225)

### DEFENSE

#### DEFENSIVE END

50 - Jordan Baskerville (Jr., 6-2, 260)  
44 - Tim Jackson (Jr., 6-1, 250)

#### NOSE TACKLE

63 - Christan Gore (Sr., 6-1, 295)  
96 - Charbel Dabire (So., 6-1, 330)

#### DEFENSIVE TACKLE

46 - Kiser Terry (Sr., 6-3, 275)  
95 - Julian McLeod (So., 6-3, 285)

#### OUTSIDE LINEBACKER

20 - Najee Harris (Sr., 6-2, 225)  
42 - Mathieu Loiseau (Sr., 5-11, 210)

#### INSIDE LINEBACKER

32 - Santoni Graham (So., 6-1, 225)  
33 - Jason Clas (Jr., 6-2, 230)

#### INSIDE LINEBACKER

7 - Quintin Hampton (So., 5-11, 235)  
49 - Randall May (Jr., 6-2, 230)

#### OUTSIDE LINEBACKER

13 - D.J. Paul (Sr., 6-2, 210)  
58 - Tevaughn Grant (So., 6-2, 240)

#### CORNERBACK

24 - Malik Warner (Jr., 6-2, 190)  
27 - Myron Morris (Fr., 6-0, 180)

#### STRONG SAFETY

4 - Tim Hayes (Sr., 5-10, 200)  
8 - Taymonee Johnson (Jr., 6-0, 170)

#### FREE SAFETY

10 - Jesse Flaherty (Jr., 6-1, 205)  
31 - Tiquan Garner (Sr., 5-9, 165)

#### CORNERBACK

31 - Tiquan Garner (Sr., 5-9, 165)  
1 - Sterling Lowry (So., 5-11, 180)

### SPECIAL TEAMS

#### PLACEKICKER

23 - James Cooper (Gr., 6-1, 195)  
94 - John Drinkwater (So., 6-1, 195)

#### KICKOFFS

23 - James Cooper (Gr., 6-1, 195)  
94 - John Drinkwater (So., 6-1, 195)

#### PUNTER

39 - Bryan Rafano (Sr., 6-1, 180)  
92 - Matt Drinkwater (So., 6-1, 195)

#### HOLDER

39 - Bryan Rafano (Sr., 6-1, 170)  
92 - Matt Drinkwater (So., 6-1, 195)

#### LONG SNAPPER

93 - Nicholas Padron (Jr., 6-0, 255)  
97 - Michael Blond (So., 6-2, 215)

#### KICK RETURNER

6 - Franklin Labady (Jr., 5-8, 165)  
22 - Jeffery Bost (Jr., 5-8, 165)

#### KICK RETURNER

22 - Jeffery Bost (Jr., 5-8, 165)  
27 - Myron Morris (Fr., 6-0, 180)

#### PUNT RETURNER

14 - Andre Yevchinecz (Sr., 5-10, 170)  
10 - Jesse Flaherty (Jr., 6-1, 205)

# UMass Minutemen Roster

No.	Name	Pos.	Ht.	Wt.	Cl.	Hometown/High School/Last School
2	Ross Comis	QB	6-0	200	SO	Weirton, WV
2	Zeke Edmonds	S	6-0	207	JR	West Palm Beach, FL
3	Lee Moses	S	5-11	193	SO	Warwick, RI
4	James Allen	CB	5-8	155	SO	Fort Lauderdale, FL
4	Sekai Lindsay	RB	5-8	215	SO	Melbourne, FL
5	Peter Angeh	DL	6-1	266	SR	Silver Spring, MD
5	Dan Jonah	WR	5-11	195	SR	West Springfield, MA
6	Tedrick Lowery	S	6-0	221	JR	Austin, TX
6	Sadiq Palmer	WR	6-1	175	FR	Red Bank, NJ
7	Andrew Ford	QB	6-3	205	SO	Camp Hill, PA
8	Shane Huber	LB	6-3	237	JR	Basking Ridge, NJ
8	Marquis Young	RB	6-0	205	SO	Fairport, NY
10	Brennon Dingle	WR	5-9	174	FR	Baltimore, MD
11	Roderick Jones Jr.	LB	6-2	260	JR	Seattle, WA
12	Todd Stafford	TE	6-7	267	JR	Riverside, CT
13	James Bowe Jr.	LB	6-0	192	FR	Miami, FL
13	Randall West	QB	6-4	233	FR	Moorestown, NJ
14	Shaquille Harris	TE	6-0	245	JR	Palmetto, FL
17	James Sosinski	QB	6-7	262	FR	Chandler, AZ
18	Taylor Edwards	TE	6-4	260	FR	Wilmington, DE
19	Shakur Nesmith	WR	6-4	206	JR	Philadelphia, PA
20	Jordin Hamilton	CB	5-10	172	JR	Paradise Valley, AZ
21	Khary Bailey-Smith	S	6-2	203	SR	Weymouth, MA
21	Marcus Odiah	RB	0-0	0	FR	Burlington, MA
22	Bilal Ally	RB	5-10	190	FR	Jacksonville, FL
22	Micah Morel	S	5-11	195	SO	Brockton, MA
23	Andy Isabella	WR	5-9	186	SO	Mayfield, OH
23	Michael Schreiner	PK	6-0	220	FR	Webster, NY
24	Charan Singh	S	6-1	197	SO	Murrysville, PA
25	Patrick Amara Jr.	S	6-2	208	JR	Philadelphia, PA
25	Connor Lemieux	WR	6-0	199	JR	Fitchburg, MA
27	Jesse Monteiro	S	5-9	179	JR	Brockton, MA
28	Jackson Porter	CB	6-1	197	JR	Ellicott City, MD
29	Martin Mangram	CB	5-11	182	FR	Buford, GA
31	Mike Caggiano	PK	5-11	176	SO	Manalapan, NJ
32	Tyshaun Ingram	S	6-0	208	FR	Orlando, FL
34	Steve Casali	LB	6-1	236	JR	Farmingville, NY
35	Colbert Calhoun	LB	5-11	219	JR	Riverside, CA
35	Peyton Pickett	RB	5-9	196	FR	Arlington, TX
36	Cycoby Burch	S	5-11	182	FR	Orlando, FL
37	Andrew Libby	FB	6-1	223	JR	Saco, ME
38	Nick Orekoya	RB	5-9	203	FR	Billerica, MA
39	Isaiah Rodgers	CB	5-10	155	FR	Tampa, FL
40	Jon Lucier	TE	6-6	217	SO	Holden, MA
41	Da'Sean Downey	LB	6-4	225	JR	White Plains, NY
42	John Robinson-Woodgett	FB	6-1	247	SR	Springfield, MA
43	Brandon Mangram	CB	5-10	179	FR	Buford, GA
44	Peter Ngobidi	LB	6-2	221	SR	Hyde Park, MA
45	Bakhari Goodson	CB	5-10	167	FR	Orlando, FL
45	Malik Lee	FB	6-1	267	JR	Mashpee, MA
46	Lucas Amato	LB	6-1	220	JR	Yarmouth Port, MA
46	Cole Morrison	TE	6-4	248	FR	Dalton, MA
47	Michael Dowe Jr.	LB	6-1	246	SR	Cromwell, CT
48	Randy Alay	PK	5-11	269	FR	Waltham, MA
49	Jeremy Rodriguez	LB	6-1	227	SO	Hillsdale, NJ
50	Mike Yerardi	OL	6-4	306	FR	Cohasset, MA
51	Christian Appia	LB	5-11	229	SO	Edison, NJ
51	Seamus Murray	OL	5-11	243	SO	Hyannis, MA
52	Vondell Langston	LB	6-0	235	SR	Everett, MA
53	Nick Berus	LS	6-0	220	JR	Gibsonia, PA
54	Leon Flanagan Jr.	LB	6-1	212	FR	Staten Island, NY
55	James Reilly	OL	6-3	282	FR	Norwell, MA
56	Joe Parsons	OL	6-4	280	FR	Dover, MA
56	Taylor Riggins	LB	6-2	220	FR	Webster, NY
57	Raquan Thomas	OL	6-5	392	FR	Philadelphia, PA
58	Jack Driscoll	OL	6-5	294	FR	Madison, CT
58	Adam Tucker	LB	6-1	192	FR	Quincy, MA
59	Larnel Coleman	DL	6-6	260	FR	Malden, MA
59	Peter Comaroto	LS	5-11	218	FR	Burlingame, CA
60	Enock Asante	DL	6-2	261	SR	Trenton, NJ
61	Joe Previte	DL	6-2	269	SO	Brockton, MA
63	Dom Cipriani	DL	6-3	290	FR	Toronto, ON
65	Leyshawn Askew	DL	6-4	317	FR	Paterson, NJ

No.	Name	Pos.	Ht.	Wt.	Cl.	Hometown/High School/Last School
66	Anthony Fernandez	OL	6-4	295	SO	Rancho Cucamonga, CA
67	Dan DiNicola	OL	6-6	309	SO	Walpole, MA
68	Elijah Wilkinson	OL	6-5	329	SR	Downingtown, PA
69	Basit Dennis	DL	6-1	268	SO	Worcester, MA
71	Michael Boland	OL	6-6	318	SR	Rockville, MD
72	Derek Dumais	OL	6-5	318	FR	Marblehead, MA
73	Fabian Hoeller	OL	6-3	295	SR	--
74	Lukas Kolter	OL	6-4	324	JR	--
75	DaVone Hall	DL	6-2	330	JR	Brooklyn, NY
79	Jake Largay	OL	6-5	315	SO	East Hartland, CT
80	Jalen Williams	WR	6-3	205	SR	Atlanta, GA
81	Adam Breneman	TE	6-4	250	JR	Mechanicsburg, PA
81	Davis Clarke	S	0-0	0	FR	Winchester, MA
83	Cody Banks	TE	6-7	257	FR	Richmond, VA
84	Alfred Adarkwah	WR	6-3	199	SO	Worcester, MA
85	Avien Peah	TE	6-2	251	FR	Providence, RI
86	Elijah Robinson	WR	6-1	164	FR	Montclair, NJ
87	Travis Reynolds	TE	6-5	252	SO	--
88	Bernard Davis	WR	6-2	192	SR	Lake Worth, FL
89	Patrick O'Reilly IV	WR	0-0	0	FR	Franklin, MA
90	Ali Ali-Musa	DL	6-2	274	JR	Annandale, VA
90	Dejon Evans	WR	6-3	203	FR	Boston, MA
91	Jack Coveney	PK	6-1	185	FR	Grafton, MA
92	Theo Yongue	PK	5-8	156	SO	Nyack, NY
93	Sharif Saleem	DL	6-5	251	FR	Cleveland, OH
94	Charly Timite	DL	6-3	307	FR	Philadelphia, PA
95	Sha-Ki Holines	DL	6-3	257	JR	Springfield, MA
95	Kyle Horn	TE	6-5	230	FR	Pembroke, MA
96	Mario Patton	DL	6-0	297	FR	Cleveland Heights, OH
97	Aaron Kinsey	LB	6-3	208	FR	Miami, FL
98	D'Shan Harley	LB	6-5	215	FR	Wichita Falls, TX
99	Logan Laurent	PK	6-4	217	JR	Temecula, CA

## Coaching Staff

Head Coach	Mark Whipple
Defensive Coordinator/DBs	Tom Masella
Special Teams/Outside LBs	Mark Michaels
Recruiting Coordinator/Inside LBs	Charles Walker
Cornerbacks	Steve Costello
DL and Special Teams	Matt Dawson
Passing Game Coordinator/WRs	Spencer Whipple
Offensive Line	Mike Foley
Jason Palermo	Tight Ends
Darrius Smith	Running Backs
Scott Woodward	Graduate Asst./Quarterbacks
Joe Kreinsen	Offensive Graduate Asst.
Anthony Rouzier	Defensive Graduate Asst.
Matt Schell	Defensive Graduate Asst.
Joe Connolly	Director of Sports Performance/Head Strength Coach
Paul Gorham	Director of Operations





# UMass Depth Chart

	4	Sekai Lindsay	So.	5-8	215
	22	Bilal Ally	Fr.	5-10	195
FB	42	John Robinson-Woodgett	RS Sr.	6-1	247
	37	Andrew Libby	Jr.	6-1	223
	45	Malik Lee	Jr.	6-1	267
WR	88	Bernard Davis	RS Sr.	6-2	192
	80	Jalen Williams	RS Sr.	6-3	205
	23	Andy Isabella	So.	5-9	186
TE	81	Adam Breneman	RS Jr.	6-4	250
	87	Travis Reynolds	So.	6-5	252
LT	68	Elijah Wilkinson	Sr.	6-5	329
	50	Mike Yerardi	RS Fr.	6-4	306
LG	57	Raquan Thomas	Fr.	6-5	392
	79	Jake Largay	RS So.	6-5	315
C	73	Fabian Hoeller	Sr.	6-3	295
	72	Derek Dumais	RS Fr.	6-5	318
RG	71	Michael Boland	RS Sr.	6-6	318
	67	Dan DiNicola	RS So.	6-6	309
RT	58	Jack Driscoll	RS Fr.	6-5	294
	67	Dan DiNicola	RS So.	6-6	309

## DEFENSE

Pos.	No.	Name	Yr.	Ht.	Wt.
DE	95	Sha-Ki Holines	RS Jr.	6-3	257
	60	Enock Asante	Sr.	6-2	261
NT	90	Ali Ali-Musa	Jr.	6-2	274
	96	Mario Patton	RS Fr.	6-0	297
DT	61	Joe Previte	RS So.	6-2	269
	5	Peter Angeh	Sr.	6-1	266
WILL	41	Da'Sean Downey	Jr.	6-4	225
	44	Peter Ngobidi	Sr.	6-2	221
SAM	6	Tedrick Lowery	Jr.	6-0	221
	13	James Bowe, Jr.	Fr.	6-0	192
MIKE	35	Colbert Calhoun	Jr.	5-11	219
	49	Jeremy Rodriguez	RS So.	6-1	227
ZIP	34	Steve Casali	RS Jr.	6-1	236
	52	Vondell Langston	RS Sr.	6-0	235
CB	39	Isaiah Rodgers	Fr.	5-10	155
	4	James Allen	So.	5-8	155
SS	3	Lee Moses	So.	5-11	193
	27	Jesse Monteiro	RS Jr.	5-9	179
FS	21	Khary Bailey-Smith	RS Sr.	6-2	203
	24	Charan Singh	RS So.	6-1	197
CB	28	Jackson Porter	RS Jr.	6-1	197
	45	Bakhari Goodson	Fr.	5-10	167

## SPECIAL TEAMS

Pos.	No.	Name	Yr.	Ht.	Wt.
KO	31	Mike Caggiano	So.	5-11	176
PK	31	Mike Caggiano	So.	5-11	176
P	99	Logan Laurent	RS Jr.	6-4	217
LS	53	Nick Berus	RS Jr.	6-0	220
	59	Peter Comaroto	RS Fr.	5-11	222
H	37	Andrew Libby	Jr.	6-1	223
	2	Ross Comis	RS So.	6-0	200
KR	39	Isaiah Rodgers	Fr.	5-10	155
	4	James Allen	So.	5-8	155
	23	Andy Isabella	So.	5-9	186
PR	4	James Allen	So.	5-8	155
	88	Bernard Davis	RS Sr.	6-2	192

<b>Leyshawn</b> Askew	LUH-shawn
<b>Khary</b> Bailey-Smith	cuh-REE
James <b>Bowe</b> , Jr.	BOW
Mike <b>Caggiano</b>	caj-ee-AH-no
Steve <b>Casali</b>	cuh-sah-lee
Ross <b>Comis</b>	COH-miss
Jack <b>Coveney</b>	coh-VEY-nee
<b>Basit</b> Dennis	BASS-it
<b>Da'Sean</b> Downey	DAY-shawn
<b>D'Shan</b> Harley	duh-sean
Michael <b>Dowe</b> , Jr.	rhymes with "cow"
Derek <b>Dumais</b>	do-MAYS
Fabian <b>Hoeller</b>	HOE-lair
<b>Sha-Ki</b> Holines	SHA-kee holyness
Logan <b>Laurent</b>	luh-RENT
Connor <b>Lemieux</b>	lem-YOU
<b>Sekai</b> Lindsay	suh-KAI
Jesse <b>Monteiro</b>	mon-TAIR-oh
Micah <b>Morel</b>	MORE-el
Peter <b>Ngobidi</b>	en-go-BEE-dee
Avien <b>Peah</b>	pay-ah
Joe <b>Previte</b>	PREV-IT-ee
<b>Charan</b> Singh	CHURN sing
Charly <b>Timite</b>	timid-ee
Mike <b>Yerardi</b>	yur-ARE-dee
Theo <b>Yongue</b>	young

## WHERE THEY ARE ON GAMEDAY

Mark Whipple (Head Coach)	Sideline
Mike Foley (Offensive Line)	Sideline
Tom Masella (Defensive Coordinator/Safeties)	Sideline
Mark Michaels (Special Teams Coordinator/Outside Linebackers)	Sideline
Jason Palermo (Tight Ends)	Sideline
Anthony Rouzier (Defensive Graduate Assistant)	Sideline
Darrius Smith (Running Backs)	Sideline
Charles Walker (Inside Linebackers)	Sideline
Spencer Whipple (Passing Game Coordinator/Wide Receivers)	Sideline
Steve Costello (Cornerbacks)	Coaching Booth
Matt Dawson (Defensive Line/Special Teams)	Coaching Booth
Joe Kreinsen (Offensive Graduate Assistant)	Coaching Booth
Matt Schell (Defensive Graduate Assistant)	Coaching Booth
Scott Woodward (Quarterbacks/Offensive Graduate Assistant)	Coaching Booth

# Head Coach Jason Houghtaling

Former Wagner associate head coach/offensive coordinator **Jason Houghtaling** (hO - Tail- Ling) , was elevated to head football coach on November 25, 2014 and will enter his second season at the helm of the Seahawk program in 2016.

Houghtaling took over for Walt Hameline, who served in the dual role as Seahawk athletic director and head football coach for 34 years, before announcing that he was stepping down from his role as head coach. Hameline remains as Wagner's athletic director.

Prior to his appointment as head coach, Houghtaling spent seven seasons on the Wagner sidelines, serving as offensive coordinator during Wagner's 2012 and 2014 Northeast Conference (NEC) title runs, while in-between, spending the 2013 season as offensive coordinator at Cornell



In his last three seasons as Wagner's offensive coordinator, the Seahawks have amassed a 16-6 NEC record with league titles in two of the last three seasons. The Green & White staged a dramatic 23-20 come-from-behind victory at Bryant, marching 65 yards in the waning minutes for the game-winning touchdown that gave the Seahawks a 7-4 record, a 5-1 NEC mark, and a share of the 2014 NEC title.

The 2014 Seahawk offense followed a similar formula to the 2012 Seahawks, finishing the regular season ranked No. 4 nationally in time of possession (33:02), while not committing a single turnover in the last three games of the season.

When he returned to Grymes Hill in the capacity of associate head coach/offensive coordinator in January, 2014, this marked Houghtaling's third stint at Wagner. Known as 'Hoss' to his players and fellow coaches, Houghtaling was a Seahawk assistant coach from 2006-2009, before becoming head coach at Hudson Valley Community College in 2010. Following one season as head coach of the Vikings, he returned to Wagner as offensive coordinator in 2011, where he spent two seasons, including the 2012 NEC Championship campaign.



"Jason has a sharp football mind and he is an excellent teacher and leader of young men," said Wagner College President Richard Guarasci. "He has prepared himself carefully to be a head coach of a Division I program. He completed his Masters degree in education from Wagner where he learned how to teach students with different and unique skills and personalities. I am delighted that he will lead Wagner's football program and continue his partnership with Walt Hamline as they take Wagner into the next generation of athletic and academic success."


During Wagner's 9-4 NEC Championship season of 2012, that saw the Seahawks become the first team in NEC history to win an NCAA FCS Playoff game and rank in the Top 25 of both final national polls, Houghtaling tutored the Seahawks' record-setting quarterback, Nick Doscher, as he evolved into one of the all-time great quarterbacks to ever compete at Wagner and in the

NEC.

Doscher operated Houghtaling's offensive system with precision, finishing his career ranked No. 1 in Seahawk history, and No. 2 in NEC history, with 8,404 yards of total offense. His 6,100 passing yards are also No. 1 on the Wagner all-time list and No. 9 on the all-time NEC list. As a senior in 2012, Doscher fashioned a passer rating of 133.9, with 13 touchdown passes and just one interception, ending his career with a remarkable 221 consecutive pass attempts without an interception.

Led by Doscher, and star running back Dominique Williams, who is now a member of the NFL's New York Jets, the 2012 Seahawks were one of the nation's most balanced units, ranking No. 1 nationally with the fewest turnovers (6) in all of FCS football.

"I am thrilled that Jason Houghtaling will take over as Wagner head coach and I have full confidence that he will continue to keep the Seahawks on the path to success for years to come," said Hameline.

The "Hoss" File		
<b>Hometown:</b>	Windsor, NY	
<b>High School:</b>	Windsor Central High School	
<b>Age:</b>	35	
<b>Alma Mater:</b>	Binghamton, 2004	
<b>Master's Degree:</b>	Wagner, 2009	
<b>Wife:</b>	Mary	
<b>Children:</b>	Abbie and Emma	
COLLEGIATE COACHING EXPERIENCE		
Year	Title	School
2015	Head Coach	Wagner
2014	Associate Head Coach/Offensive Coordinator/RBs	Wagner
2013	Offensive Coordinator	Cornell
2011-12	Offensive Coordinator/Running Backs	Wagner
2010	Head Coach	Hudson Valley CC
2007-09	Offensive Line	Wagner
2006	Running Backs	Wagner
2004-05	Defensive Coordinator/DL/Strength & Conditioning	Milford Academy



## Head Coach Jason Houghtaling



"His work ethic, passion, football knowledge, recruiting contacts, and familiarity with Wagner College are all major assets that will pay huge dividends for our program. In Hoss, we have an individual who has the respect of everyone that he comes into contact with, and is highly-regarded by high school coaches both within our region, and on a national scale."

During the 2013 season as offensive coordinator at Cornell, Houghtaling coached quarterback Jeff Mathews, who led the Ivy League in attempts, completions and passing yards, before signing a free agent contract with the NFL's Atlanta Falcons. Following the 2013 season, Mathews, who is currently a member of the practice squad of the Indianapolis Colts, was named to the College Sports Journal FCS All-America Team and received the additional honor of participating in the East-West Shrine Game, serving as captain of the East squad.

During his first season as a collegiate offensive coordinator (2011), Houghtaling directed the talented Williams to impressive numbers. Williams ranked among the national leaders by rushing for 121.6 yards per game and 14 total touchdowns, while posting eight 100-yard games in 11 contests. The following season, Williams was a 2012 College Sports Journal All-American, in addition to earning First-Team All-NEC honors.

"Wagner is a special place for both my family and I, so it's truly an honor to be selected to continue to build this program," said Houghtaling. "I thank Coach Hameline and Wagner College President Dr. Guarasci for entrusting me with this position and can't wait to lead this program, coach our current players, and attract even more elite student-athletes in the coming years."

When he first arrived at Wagner in 2006, Houghtaling served as running backs coach, before heading the Seahawk offensive lines from 2007-2009.

With an emphasis on New York State and Florida, Houghtaling has been the lead recruiter for a host of student-athletes who have gone on to enjoy outstanding careers on Grymes Hill. The list of top Wagner student-athletes that Houghtaling has recruited include New Jerseyan Dominique Williams, New York State natives Quintin Anderson, Tyrone Collins, Chazz Legette, Stefan Gage, Patrick Gibbons, and Sidiq Soulemana, as well as Floridians Keith Hernandez, Frantz Placide and Otis Wright. In 2010, his one season as head coach at Troy, NY-based Hudson Valley, he tutored two All-Conference performers.



Houghtaling began his collegiate coaching career at prep powerhouse Milford Academy in Berlin, NY, where he helped lead the Falcons to a 20-3 mark as defensive coordinator, while also serving as defensive line and strength and conditioning coach. A 2004 graduate of the University of Binghamton with a degree in History, Houghtaling earned a Masters in Education from Wagner in 2009. He originally attended Lafayette, where he was a defensive lineman for the Leopards, before injuries cut short his playing career and he transferred to Binghamton.

A native of Windsor, NY, Houghtaling got his start in coaching at his high school alma mater, Windsor Central High School, where he spent two seasons working with the Black Knights' offensive line and linebackers under the head coach he played for, Dan Hodack.

Houghtaling and his wife Mary are the proud parents of two daughters, Abbie and Emma.

### List of Nation's Youngest Division I Head Coaches

#### [Football Championship Subdivision (FCS) and Football Bowl Division (FBS) Combined]

Coach	School	Date of Birth	Year Entering as Head Coach	Division
Mitch Stewart	Murray State	Nov. 8, 1982	Second Season	FCS
David Archer	Cornell	Nov. 5, 1982	Fourth Season	FCS
Jason Houghtaling	Wagner	March 11, 1981	Second Season	FCS
Paul Nichols	Davidson	Jan. 25, 1981	Fourth Season	FCS
PJ Fleck	Western Michigan	Nov. 29, 1980	Fourth Season	FBS
Jerry Mack	North Carolina Central	Oct. 24, 1980	Third Season	FCS
Willie Simmons	Prairie View A&M	Oct. 12, 1980	Second Season	FCS
Tyson Summers	Georgia Southern	April 11, 1980	First Season	FBS
Neal Brown	Troy	March 11, 1980	Second Season	FBS
Jason Candell	Toledo	Nov. 12, 1979	First Season	FBS
Matt Campbell	Iowa State	Nov. 12, 1979	First Season	FBS
Giff Kingsbury	Texas Tech	Aug. 9, 1979	Third Season	FBS
D.J. Durkin	Maryland	Jan. 15, 1978	First Season	FBS

# ASSISTANT COACHES



**RICH  
SCANGARELLO**  
*Offensive Coordinator*

Rich Scangarello, who spent six years as a collegiate offensive coordinator before serving the 2015 season as a quality control assistant for the NFL's Atlanta Falcons, enters his first season as offensive coordinator.

With the Falcons, his responsibilities included assisting the offensive line coach with weekly run-game preparation, coordinating the defensive scout team for the offense, as well as breaking down film of upcoming opponents.

Prior to joining the Falcons, Scangarello spent three seasons (2012-14) as offensive coordinator and quarterbacks coach at Northern Arizona University (NAU). In 2013, the Lumberjacks' passing unit connected on 235 out of 387 passes for a 60.7 completion percentage, while totaling 2,425 passing yards, in addition to 14 thrown touchdowns. In 2012, Scangarello helped mentor quarterback Cary Grossart who went on to finish his career with the top completion percentage in NAU history at 66.3. He also posted the second-best completion percentage in a season with 66.7. Overall, the Lumberjacks finished tied for 27th in the nation in scoring offense with an average of 31.6 points per game.

Prior to his tenure at NAU, Scangarello served two seasons as offensive coordinator, assistant head coach and quarterbacks coach at Millsaps College in Jackson, MS.

Before spending the 2009 season on the NFL's Oakland Raiders staff as assistant quarterbacks coach and offensive quality control assistant, Scangarello was a four-year member of the UC-Davis staff where, in 2008, he promoted to co-offensive coordinator, leading an offense that ranked 11th in the FCS in total offense at 426.5 yards per game, while scoring at 28.5 points per game.

The Roseville, CA native is a 1996 graduate of Sacramento State where he earned a degree in business administration.



**TONY  
BRINSON**  
*Defensive Coordinator*

Tony Brinson, who enters his 23rd season as a collegiate football coach in 2016 and his sixth season at Wagner, will serve as defensive coordinator for the Seahawks in 2016.

During his five seasons on Grymes Hill, the veteran North Jersey native has worn many hats, having served in the roles of recruiting coordinator, in addition to coaching the Seahawks' special teams, defensive line and linebackers.

A member of the coaching staffs that led Wagner to the 2012 and 2014 (regular season) NEC Championship squads, in his time at Wagner he has produced two team MVPs, three Defensive MVP's four All-Northeast Conference plays and four NFL free agents, including current New York Jet Julian Stanford.


His more than two-decade career has taken him up and down the eastern seaboard where he has developed a host of deep and lasting recruiting relationships and contacts.

"Tony Brinson is a really good football coach and he has a lot of responsibilities, both on and off the field and I'm excited to have him lead our defense" said head coach Jason Houghtaling. "He's also a terrific recruiter and is very, very organized. Tony is a veteran guy, carries himself the right way, and does what you expect of a top football coach."

Following the 2011 season, the aforementioned Stanford signed a free agent deal with the Jacksonville Jaguars after earning first-team All-NEC accolades. The 6-2, 225-pound Stanford earned a spot on the team's final roster, went on to make an early impact on special teams which led to his starting six of Jacksonville's 16 games.

One of 19 players to play in all 16 games for the Jaguars, Stanford finished his rookie campaign with 23 total tackles, including 18 solo stops. In making the Jaguars' roster, Stanford became the first Seahawk to appear on an active NFL regular season roster since Wagner Hall of Fame member Rich Kotite (1967-1972).

Stanford then signed a free agent contract with the Detroit Lions in 2013. Two of Stanford's teammates, also tutored by Brinson, inked NFL free agent deals following the 2011 season in safety Jeremiah Brown and DE Quintin Anderson and were in training camps with the Jaguars and Tampa Bay Buccaneers, respectively, before becoming a member of the Jets in 2015.



**CUSTAVIOUS  
PATTERSON**  
*Assistant Coach  
Wide Receivers*

Custavious Patterson enters his fifth season as an assistant coach at Wagner in 2016.

After serving as offensive coordinator in 2015, he will return to coach the wide receivers, where he previously had great success, which included mentoring a group that helped the Seahawks' claim the 2012 Northeast Conference championship.

For the last two years, Patterson has had the distinction of serving as a head coach in the third annual Dream Bowl, a premier College Football All-Star Game featuring top FCS, D-II and D-III student-athletes, held on Martin Luther King Day in Virginia Beach, VA.

Patterson arrived on Grymes Hill in 2012 after spending the previous six seasons as an assistant coach at Fordham University

Last season, as offensive coordinator, Alex Thomson started nine games at quarterback and led the team with 1,395 yards of total offense (1,085 passing, 300 rushing). The last first-year quarterback to do this was Nick Doscher in 2012. With Patterson directing the offense in 2015, OL Andrew Oberg and TE Ryan Owens were named to the All-NEC Second Team, RB Otis Wright received College Sports Madness and NEC Player of the Week, while WR Andre Yevchinez earned James Robb Award as Offensive MVP of the Homecoming Game.

In 2014, as Quarterbacks Coach, Patterson tutored QB Chris Andrews, who led the Seahawks to a 4-1 record down the stretch, leading the team in Total Offense (1,025 - 657 passing, 368 rushing ) and earning NEC Player of the Week for his efforts in the season-ending win at Bryant made the Seahawks' NEC Co-Champions.

While coaching the wide receivers in 2013, senior WR Tyree Watkins was the NEC's sixth-ranked receiver (4.1 per game), corraling 45 passes for 484 yards and four touchdowns. Watkins also earned the James Robb Trophy as MVP of the Homecoming Game. A Florida native, Patterson handles the Seahawks' recruiting efforts in the Sunshine State.



**STEFON  
WHEELER**  
*Assistant Coach  
Offensive Line*

Former Michigan St. standout offensive tackle and professional player Stefon Wheeler enters his third season at Wagner in 2016 and second heading up the coaching efforts of the Seahawk offensive line.

Wheeler arrived on Grymes Hill after serving three seasons as an assistant at his alma mater, Milford Academy, in Berlin, NY, and the last two seasons as Offensive coordinator/Recruiting coordinator.

After starring along the Milford offensive line in 2000, where he led the Falcons to a 10-3 record, Wheeler was awarded a full scholarship to Michigan State where he went on to start 35 games at left tackle. A two-time All-Big 10 Honorable Mention selection, he was voted to the Spartans First-Team All-Decade squad in 2012.

"Stefon Wheeler learned under Jeff Stoutland, who's now the offensive line coach of the Philadelphia Eagles, he brings NFL playing experience to our program, and does a tremendous job with our offensive line," said head coach Jason Houghtaling.

A 2005 Michigan St. graduate, Wheeler signed a free agent contract with the New Orleans Saints in 2006 and played in NFL Europa for the Cologne Centurions in 2007. While playing left tackle overseas, he helped open holes for the league's leading rusher. Later in 2007, Wheeler signed with the CFL's Toronto Argonauts.



## ASSISTANT COACHES



**STEVE  
CIOCCI**

*Assistant Coach  
Defensive Line*

Wagner alumnus Steve Ciocci returned to Grymes Hill in the role of defensive line coach for the Seahawks in July, 2016 following a one-year stint on the Pace University football staff.

During his time as an All-Northeast Conference (NEC) offensive lineman and offensive line assistant coach at Wagner, Ciocci certainly made a name for himself, on and off the playing field.

On the field, the 6-4, 290-pound right tackle started 25 consecutive games for the Seahawks to close out his career and earned his first All-NEC nod in 2012 by opening holes for All-NEC running back Dominique Williams and providing protection for All-NEC quarterback Nick Doscher.

Off the field, there has perhaps never been a Wagner student-athlete who made his presence felt, or leant himself to more charity and civic-minded causes in the local community, than Ciocci.

The Seahawks, who finished the 2012 season at 9-4 in a landmark campaign, claimed the school's first NEC Football title, became the first NEC program to win an FCS playoff game, and ranked 21st in the nation in the final Sports Network FCS poll. At year's end, Ciocci was invited to participate in the FCS Senior Scout Bowl and Pro Grass International Scout Bowl.



**DAVID  
FREDRICKSON**  
*Assistant Coach  
Inside Linebackers*

A Staten Island native, David Fredrickson enters his second season as an assistant coach at his alma mater after serving as a mainstay, two-year captain, and eventual All-NEC center.

After earning the starting center spot in 2011 preseason camp, Fredrickson, a rare left-handed center, started all 46 games in his Seahawk career, playing an integral role on the 2012 and 2014 NEC Championship teams. On the Seahawk staff, Fredrickson will tutor Wagner's tight ends and tackles.

"Obviously everyone around here knows who David is. He started 40-plus straight games for us at the center position and was an All-NEC player," said Seahawk head coach Jason Houghtaling. "He has an energy and an enthusiasm about the game, he wants to be a football coach. We know what we're going to get from him, which is what we want - high energy, high effort and someone who is accountable."

Fredrickson originally attended Idaho State University in Pocatello, Idaho, where he was a member of the football team, following a standout career at Poly Prep in Brooklyn where he played for Staten Island native and former NFL star Dino Mangiero.



**MAX  
WASSEL**  
*Assistant Coach  
Inside Linebackers*

Max Wassel enters his second season as an assistant coach in charge of the inside linebackers following a brilliant playing career for the Seahawks.

"Max Wassel was a four-year guy here, started his last two years, fought through an injury, went on to be a captain for us, an All-League player and just another one who really illustrates and exemplifies what we want out of our coaches, and out of our kids," said Seahawk head coach Jason Houghtaling.

As a senior in 2014, Wassel was a terror all season from his inside linebacker spot en route to earning First-Team All-NEC honors. Seemingly always around the action, the 5-11, 235-pound Totowa, New Jersey native was tops on the team with 81 tackles, a 7.5 average per game, which ranked No. 6 in the NEC. In addition, his 21 tackles for loss (for minus 61 yards) ranked No. 2

in the NEC while his 52 solo tackles ranked No. 3 in the league. He added four sacks (minus 35 yards), along with three pass deflections, two interceptions and two forced fumbles.

Against Sacred Heart on November 1, Wassel wowed the Seahawk faithful on hand as well as the audience viewing the game on ESPN3.com, by totaling an astounding 18 tackles, which was the highest individual tackling mark by an NEC player in 2014.



**Eric  
Franklin**  
*Assistant Coach  
Outside Linebackers*

Eric Franklin enters his second season as an assistant coach at Wagner, tutoring the outside linebackers after assisting with the defensive backs in 2015.

Franklin was a standout safety at the University of Maryland. A fourth-year defensive back who was a key contributor where he saw action in 40 games with 25 starts for the Terrapins, amassing 181 tackles with 13 pass breakups and three interceptions.

Following his 2013 graduation from Maryland, he served as an assistant coach at his high school alma mater, Archbishop Curly High School in Baltimore, MD.

In 2013, Franklin served as wide receiver/tight ends, defensive backs and special teams coach before assuming the duties of defensive coordinator in 2014. He has also worked as a coach at the Danny O'Brien Elite Football Camp.

"Eric Franklin came to us highly-recommended from Maryland where he was a really good player there in the secondary who's just cutting his teeth from a coaching standpoint," said head coach Jason Houghtaling. "He did a nice job for us last year, has a bright future in coaching, and we're fortunate to have him on our staff."

## ASSISTANT COACHES



**ROB  
CALABRESE**

*Assistant Coach  
Running Backs/  
Co-Special Teams*

Former University of Central Florida (UCF) standout quarterback and wide receiver Robert Calabrese enters his first season as an assistant on the Wagner coaching staff where he will serve as running backs/co-special teams coach.

Calabrese arrives on Grymes Hill following a two-year stint at UCF where he served as a graduate assistant. At UCF, Calabrese worked extensively with the Knights' quarterbacks and wide receivers, in addition to being responsible for all defensive film input and weekly opponent scouting reports. In 2014, he was one of 30 coaches selected for the NCAA-AFCA Future Football Coaches Academy.

"In Rob Calabrese, we've added someone who both played and coached at the FBS level which is very exciting," said head coach Jason Houghtaling. "He comes very highly-recommended, has a tremendous work ethic and is someone who I believe will relate extremely well with our players, and running backs, in particular."

After earning a bachelor of science degree in sports and exercise science from UCF in 2012, Calabrese served as the varsity quarterbacks coach at Oviedo High School Paraprofessional before becoming a graduate assistant coach at his alma mater in 2014.

During his collegiate playing career for the Knights, Calabrese passed for more than 1,200 yards and 12 touchdowns while rushing for more than 250 yards. He was a two-time "UCF Way" selection, and a recipient of the UCF "Great Effort", "Most Improved" and "Newcomer of the Year" awards. He was named the NCAA Playmaker of the month and was an AFCA Good Works Team Nominee.



**ZAMEL  
JOHNSON**

*Assistant Coach  
Defensive Backs*

Zamel Johnson, a former standout at Port Richmond High School here on Staten Island, and Temple University, enters his second year on staff at Wagner in 2016 and first as defensive backs coach after coaching the wide receivers in 2015.

"I'm thrilled to have Zamel on our staff," said Houghtaling. "He was a tremendous player at Temple, is someone who has a passion for teaching and brings obvious local ties as a former top student-athlete at Port Richmond. I'm excited that he will be heading up our secondary this season."

Johnson originally attended Hofstra for one year before transferring to Temple after the Pride dropped its football program. In his four-year career at Temple, Johnson was a three-year starter at cornerback who amassed 77 tackles for the Owls. In 2013, Johnson earned a bachelor of arts degree from Temple while majoring in communications with a minor in Sociology.

Prior to embarking on his collegiate career, Johnson was a Staten Island Advance All-Star Team selection under head coach Lou Vesce at Port Richmond, where he starred at wide receiver and in the secondary, leading the

Raiders to the 2008 PSAL championship and a perfect 13-0 record.

A four-year honor roll student at Port Richmond, Johnson was also a 2009 Staten Island Advance All-Star in both indoor and outdoor track, where he excelled in a host of different sprints.



**WALTER  
KUSMIREK**

*Assistant Coach  
Tight Ends*

Walter Kusmirek enters his first year tutoring Wagner's tight ends following a two-year stint as an assistant coach at Morrisville State College in Morrisville, NY.

While at Morrisville State, he wore many hats for the Mustang football program, serving as running backs coach, JV head coach, return game coordinator, as well as strength and conditioning coordinator, in addition to serving as assistant video coordinator.

The Mustangs went a combined 15-7 in his two seasons and were the New Jersey Athletic Conference co-champions in 2014, finishing with a 9-2 record that was capped with a victory in the ECAC North Central Bowl. Morrisville State ranked among the top 20 nationally that season in three major statistical categories, ranking fifth in third-down percentage and 13th in both total offense and rushing offense.

"Walter's a bright, hard-working young coach who has done a great job in his two coaching stops and I'm excited to add him to our staff," said head coach Jason Houghtaling.

In 2015, Morrisville State led the Empire 8 Conference in both total offense and rushing offense. Off the field, Kusmirek played an integral role in successfully recruiting the largest freshman class in school history.



**VINCENT  
DIGAETANO**

*Defensive Assistant/  
Program Analyst*

Vincent DiGaetano in his first season in the role of Defensive Assistant/Program Analyst, having previously worked on the defensive side of the ball for several football programs within the New York City metropolitan area.

Most recently, DiGaetano was the linebackers coach at Nassau Community College in 2015, having previously spent 10 years on the staff at SUNY-Maritime. From 2008-2014, the 1999 Wagner College graduate served as Defensive Coordinator for the Privateers, which followed a three-year stint (2005-07) where he served as Special Teams Coordinator at SUNY-Maritime from 2005-07.

In 2014, Coach DiGaetano was a finalist for the AFCA Assistant Coach of the year in Division III. He also served as Defensive Coordinator of the USA Select Team for the 2015 International Bowl which defeated the IFAF World Team 20-15 at the Dallas Cowboys' AT&T Stadium.

In 2013, DiGaetano was named to the USA Football Master Trainer program and is the only college coach in the nation with this assignment. Recognized as a subject matter expert in the area of tackling, Vincent has presented this NFL-sponsored program to many high school and youth football programs. His efforts in this area are helping to create a better, safer game for players across the nation.

"Vin will be a valued set of eyes for us this season and I'm excited to have him as part of our program," said Head Coach Jason Houghtaling. "His experience will be a tremendous asset to our players and program and, having been a four-year player here, he will offer a unique perspective for our guys."



## OL Matt Diaz, TE Ryan Owens, P Bryan Rafano Named to 2016 All-NEC Preseason Team

**East Rutherford, NJ** – Senior offensive lineman Matt Diaz (Edison, NJ/Edison/Milford Academy), fifth-year senior tight end Ryan Owens (Gainesville, NY/Letchworth), and junior punter Bryan Rafano (South River, NJ / St. Joseph's-Metuchen) were named to the 27-man, 2016 Preseason All-NEC Team, the league office announced today at the #NECFB Social Media Day today at MetLife Stadium.

Defending league champion Duquesne was picked as the NEC preseason favorite with six one first-place votes. Sacred Heart, which picked up one first-place ballot, was chosen second in the annual predicted order-of-finish. Saint Francis U found itself in third place when the survey results were tallied, followed by Bryant, Central Connecticut, Robert Morris and Wagner.

The last time that the Seahawks were picked last was in 2012, a year that saw the Green & White stun observers by recording nine consecutive wins earning and earning the NEC Championship and a first-round NCAA FCS Playoff victory over Colgate.

For the third straight season in 2016, Diaz is expected to be a leader up front, anchoring the left tackle spot for the Green & White. At 6-6, 290 pounds, he is a mobile and talented offensive lineman who boasts a wealth of explosion at the point of attack, in addition to his tremendous size. This marks the second consecutive season that Diaz has earned a spot on the #NECFB Preseason Team. Last season, he suffered a leg injury in preseason camp and ended up seeing action in just six games, taking over the starting left tackle position in the last five games of the season.

The 6-4, 235-pound Owens was named to the 2015 All-NEC Team following a breakout season that saw him lead the Seahawks in both receptions (29) and receiving yards (353). An athletic tight end, who combines outstanding size with good hands, quickness and agility, the upstate New York native recorded a career-high 131 yards on eight receptions and a touchdown vs. Bryant (11/7) last season.

Owens, who capped the season with a five-catch, 57-yard effort at Sacred Heart (11/2), started all 11 games a season ago and caught at least one pass in 10 contests. A member of 2015 NEC Fall All-Academic Honor Roll, he enters the 2016 season with 53 career receptions for 586 yards (11.1 average) and three touchdowns in 33 games.

The 6-1, 180-pound Rafano will be looking to build upon a stellar 2015 campaign in which he started all 11 games on the season and took all 68 of the Seahawks' punts, totaling 2,689 punting yards on the year while averaging 39.5 yards per punt. In front of more than 56,000 fans at BYU (10/24), he totaled 425 punting yards on nine attempts, including five 50-plus yard efforts, highlighted by a career-long 57-yard boot. For the season, the 2015 NEC Fall All-Academic Honor Roll member recorded eight 50-plus yard punts.

The 2016 Seahawks, under the direction of second-year head coach Jason Houghtaling, open the season on Thursday, September 1 vs. St. Anselm College (NH) under the lights in a 6:00 p.m. start at Hameline Field. The Green & White will then host Concordia College (MI) on September 10 at Noon. Following a bye week, the Seahawks will conclude the opening month of the season by traveling to FBS member Boston College of the ACC on September 24.

Led by Owens, along with fellow co-captain and fifth-year senior linebacker Najee Harris (Norristown, PA / Norristown), Wagner entertains NEC rival Sacred Heart on October 1 in a Homecoming clash at 6:00 p.m., before hosting Ivy League member Columbia on October 8 in another 6:00 p.m. start. The Green & White then hit the road for three consecutive games. On October 15, the Green & White travel to New Britain, CT to meet Central Connecticut in a 1:00 p.m. matchup before playing their third NEC game of the season at Bryant on October 22 at 1:00 p.m.

Wagner closes out the month of October at FBS member UMass, before closing the season with three straight Noon NEC matchups. This pivotal three-game conference stretch begins at home vs. defending NEC champion Duquesne on November 5, continues at Robert Morris on November 12, and concludes with the regular season finale at home vs. Saint Francis U.

The 11-game schedule features a cross-section of opponents who hail from four different classifications; FBS (Boston College and UMass), Division II (Saint Anselm), NAIA (Concordia) and FCS (Columbia, as well as the six NEC rivals).

### #NECFB

#### Preseason Poll Results

1. Duquesne (6)
2. Sacred Heart (1)
3. Saint Francis U
4. Bryant
5. Central Connecticut
6. Robert Morris
7. Wagner

First place votes in parentheses ().



# GAME 1

**August 31, 2016**  
**Wagner 38, Saint Anselm 16**  
**Hameline Field**

**Staten Island, NY** – Junior quarterback Alex Thomson (Keyport, NJ/Keyport) passed for 176 yards and two touchdowns, in addition to scoring on a 59-yard run, while junior running Denzel Knight (Rochester, NY/Salisbury School) rumbled for 147 yards and a score to lead the Wagner football team to a convincing 38-16 victory over Saint Anselm tonight at Hamline Field.

The Seahawks outscored the Hawks 28-6 in the second half in breaking open a game that was tied 10-10 at halftime. Not to be lost among the many offensive superlatives on this night was a virtuoso defensive effort turned in by the Green & White, particularly in the second half.



The only points allowed by the Seahawks following the halftime break came on the game's very last play when Saint Anselm quarterback Yianni Gavalas tossed a 15-yard touchdown pass to Kyle Hill on fourth down as time expired.

In the second half, the stingy Seahawk defense held the Hawks to just 166 yards from scrimmage.

Sophomore inside linebacker Quintin Hampton (Moultrie, GA / Colquitt County), who began his collegiate career at FBS member Central Florida, led the Wagner defensive charge with a game-high 10 tackles, including seven solo stops while senior cornerback Tiquan Garner (Brookville, NY/ Long Island Lutheran) responded to his first start with nine tackles and two pass breakups.

Also recording career highs in tackles for the Green & White were junior free safety Jesse Flaherty (Oceanport, NJ/ The Peddie School) and sophomore inside linebacker Santoni Graham (Arlington, VA/ Fork Union Military Academy) who recorded eight and five stops, respectively.

"Great to get a win," said coach Jason Houghtaling.. "We came out in the first half and had to deal with some adversity and our guys responded really positively and with real energy. I think we played extremely hard, which was great to see.

"I thought the defense really came alive in the second half," he added. "Tony (coordinator Tony Brinson) changed up some calls at halftime, but what was really important was the way everyone stayed together. I thought we hit harder and played harder after halftime.

For the evening, Thomson, finished 17-of-31 through the air, both career highs, for 176 yards. On this night, the 6-5, 225-pound Thomson was the ultimate distributor, as his 17 completions went to nine different receivers. For Knight, the 147 rushing yards also marked a career high and are the most by a Seahawk since October 26, 2013 when current New York Jet Dominique Williams ran for 177 yards on 33 carries vs. Georgetown. The 488 yards of total offense churned out tonight by the Seahawks marks their highest output since October 2, 2010 when the Seahawks amassed 460 yards in a 29-21 victory over Bryant.

The second half was a scoreless defensive stalemate until senior running back Matthias McKinnon (Albany, NY/ Bishop Maginn/Jireh Prep [NC]) barreled into the end zone from five yards out, with just eight seconds remaining in the third quarter, en route to an eight-carry, 94-yard night. This score capped a 12-play, 63-yard drive and gave the Seahawks the lead for good at 17-10.

After forcing the Hawks into a three and out, Thomson took off on a nifty 59-yard touchdown run on 2nd-and-10 from his own 41 yard line. On a designed pass play, the Jersey Shore native pulled the ball down and dashed up the left sideline, before cutting back to the middle of the field, aided by a punishing downfield block from junior wide receiver John Williams (Sewell, NJ / Washington Township/Lackawanna JC [PA]).

The career-long 59-yard Thomson jaunt extended the Seahawk lead to 24-10 with 13:50 remaining in the game.

On their ensuing possession, Gavalas led the Hawks smartly into scoring range but on a 2nd-and-10 pass from the Seahawk 16, sophomore cornerback Sterling Lowry (Syracuse, NY/ Nottingham/Milford Academy) came up with a big interception in the end zone to snuff out the threat.

After Wagner took over on its own 20 following the touchback, McKinnon ripped off a 43 yard run all the way to the Hawk 37. On the very next play, Knight did the rest as the 6-2-, 220-pounder raced straight up the middle for a 37-yard touchdown. This score, which came with 41 seconds to go in the third quarter, made it a 31-10 game and effectively put the game out of reach. The Seahawks would add one final touchdown to complete a spree of 28 unanswered points when Thomson hit All-Northeast Conference (NEC) tight end Ryan Owens on a 21-yard touchdown strike with 2:52 to play to make it a 38-10 game.

Wagner took an early 3-0 lead in this one on a 37-yard field goal by senior James Cooper (Linwood., NJ/ Mainland Regional/Temple). After Saint Anselm ran off 10 straight points to make it a 10-3 game, the Seahawks tied things up 10-10 heading into halftime when Thomson found senior wide receiver Keith Foster (Newark, NJ/ Weequahic/Milford Academy) in the end zone on a six-yard pass to complete a seven-play, 78-yard drive.

For Saint Anselm, which competed in the NCAA Division II classification as a member of the NE-10 Conference, completed 22-of-40 passes for 263 yards one touchdown and was intercepted twice. His favorite target was wide receiver Zach Bartak who wound up with 13 receptions for 122 yards.

## Scoring Summary (Final) 2016 WAGNER FOOTBALL

Saint Anselm vs WAGNER (Sept 1, 2016 at Staten Island, NY)

Saint Anselm (0-1) vs. WAGNER (1-0)

Date: Sept 1, 2016 • Site: Staten Island, NY • Stadium: Hameline Field  
Attendance: 2414

Score by Quarters	1	2	3	4	Total
Saint Anselm	7	3	0	6	16
WAGNER	3	7	7	21	38

Qtr	Time	Scoring Play	V-H
1st	04:16	WAGNER - COOPER, James 37 yd field goal, 11-61 4:24	0 - 3
	00:39	STA - Correy King 37 yd run (Daniel Parisi kick), 7-75 3:37	7 - 3
2nd	05:10	STA - Daniel Parisi 22 yd field goal, 14-94 8:07	10 - 3
	01:57	WAGNER - FOSTER, Keith 6 yd pass from THOMSON, Alex (COOPER, James kick), 7-78 3:13	10 - 10
3rd	00:08	WAGNER - MCKINNON, M 5 yd run (COOPER, James kick), 12-63 4:46	10 - 17
4th	13:50	WAGNER - THOMSON, Alex 59 yd run (COOPER, James kick), 2-59 0:23	10 - 24
	09:50	WAGNER - KNIGHT, Denzel 37 yd run (COOPER, James kick), 2-80 0:41	10 - 31
	05:10	WAGNER - OWENS, Ryan 21 yd pass from THOMSON, Alex (COOPER, James kick), 5-39 2:52	10 - 38
	00:00	STA - Kyle Hill 15 yd pass from Yianni Gavalas, 12-74 5:01	16 - 38

Kickoff time: 06:03 PM • End of Game: 8:49 PM • Total elapsed time: 2:46  
Officials: Referee: Nate Williams; Umpire: Fed Yawger; Linesman: Jim Bulger;  
Line judge: Eric Brewer; Back judge: Matthew Reaugh; Field judge: M. Bartoleome;  
Side judge: D. Wyant Jr.;  
Temperature: 70 F • Wind: • Weather: Clear

# GAME 2

September 10, 2016  
Wagner 38, Concordia 0  
Hameline Field

**Staten Island, NY** – Staten Island, NY – Wagner excelled in all three phases of the game on a stifling hot afternoon at Hameline Field, as the Seahawks amassed 239 yards through the air, 125, more on the ground, and returned a punt 77 yards for a touchdown while allowing Concordia to gain just 116 yards of total offense, en route to a dominating 38-0 victory.



In jumping out to the its first 2-0 start since 2006, junior quarterback Alex Thomson (Keyport, NJ/ Keyport) completed 18-of-27 passes in accounting for all of Wagner's 239 aerial yards (all career highs) junior running back Denzel Knight (Rochester, NY / Salisbury School) surpassed the century mark for the second straight game in rushing for 112 yards, while senior Andre Yevchinez (Binghamton, NY/Binghamton) delivered his first career punt return for a touchdown, a nifty 77-yard effort up the left sideline in the second quarter.

The 38-0 win is Wagner's first shutout since a 20-0 blanking of Robert Morris on November 8, 2014.

Wagner jumped on top quickly in this one when Knight raced 71 yards for a touchdown on the game's second play from scrimmage. That's the way the score stood until Yevchinez received a punt at the Wagner 33, made several defenders miss early, before ambling his way up the left sideline for the 77-yard score that extended the Seahawks' lead to 14-0 with 7:07 remaining in the first half.

After the Seahawks' defense forced the Cardinals into a three-and-out, Wagner put together a crisp eight-play, 62-yard drive, keyed by a 41-yard completion from Thomson to junior wide receiver John Williams (Sewell, NJ / Washington Township/Lackawanna CC) that gave the Green & White a first-and-goal at the Concordia four-yard line. Two plays later, senior running back Matthias McKinnon (Albany, NY / Bishop Maginn / Jireh Prep [NC]) bulled his way into the end zone over right tackle in extending the Seahawks'

bulge to 21-0.

With Concordia backed up deep in its own end following an 11-yard loss on a bad snap, Wagner wisely used all three of its timeouts in trying to preserve time. After taking over at the Cardinals; 28 following a short punt, the Green & White covered the 28 yards in five plays with Thomson delivering a dart to Williams in the end zone on a 15-yard TD strike to with just four seconds left in the half to make it a 28-0 game at the intermission. The Seahawks received a break on this drive when Concordia was called for offside while Wagner was in the process of missing a 37-yard field goal, which gave the drive new life.

The only scoring in the third quarter came on a 37-yard field goal by senior James Cooper (Linwood, NJ / Mainland Regional/ Temple) that extended the Seahawks' lead to 31-0. The final score of the game came with 8:25 left to play when Thomson capped a six-play, 65-yard drive with an 11-yard TD toss to sophomore wide receiver Willie Dale (Staten Island, NY/St. Peter's) which fashioned the final score at 38-0.

"I thought we did some good things in all three areas – offense, defense and special teams," said second-year head coach Jason Houghtaling. "As was the case last week, our guys continue to play hard. Obviously Denzel's (Knight) big run got us off to a good early start. While Alex (Thomson) put up some good numbers, I think if you ask our guys, a lot of them would say they could have done some things better out there. Defensively, we rotated a lot of different guys in there, I think we played six different outside linebackers, and we did some really good things I though on that side of the ball.

"Special teams, I think we did a solid job there also," Houghtaling continued. "Of course, Yevy's (Andre Yevchinez) return was a great play, he received some nice blocking there and did the rest himself. But also, we kicked a field goal, our kickoffs were good and Bryan Rafano did a really nice job punting the ball (45.4-yard average, career-long 62-yarder). So, overall, I'm very pleased heading into the bye week. These guys continue to play for another, complement one another, and are playing hard."

As he did in last week's 38-16 season-opening win over Saint Anselm, when he had 10 tackles, sophomore linebacker Quintin Hampton (Moultrie, GA / Colquitt County / UCF) paced Wagner this afternoon with seven stops. Recording five tackles apiece for the active and aggressive Seahawks' defense were fifth-year senior linebacker Najee Harris (Norristown, PA/Norristown), sophomore linebacker Santon Graham (Arlington, VA / Bishop O'Connell / Fork Union Military Academy), senior defensive end Jordan Baskerville (West Point, NY / James I. O'Neill / Milford Academy) and senior linebacker D.J. Paul (Dix Hills, NY / Half Hollows East). Recording one sack apiece for the Green & White were Graham, freshman linebacker Cameron Gill (Douglasville, GA / Chapel Hill) and sophomore defensive end Julian McLeod (Miramar, FL / St. Thomas Aquinas).

For Concordia, starting quarterback Seth Suida, under duress much of the game, was limited to 5-of-15 passing for 44 yards while being sacked twice. In the rushing department, the Cardinals were led by running back Joe Conner's 34 yards on nine carries. Defensively, Ty Peterson led the way by recording a game-high nine tackles, including a pair of sacks, while Nick Holshoe and Jay Koski contributed seven stops apiece.

## Box Score (Final) 2016 WAGNER FOOTBALL Concordia vs Wagner (Sep 10, 2016 at Staten Island, NY)

Score by Quarters	1	2	3	4	Total
Concordia	0	0	0	0	0
Wagner	7	21	3	7	38

### Qtr Time Scoring play

1st	14:22	WAGNER - KNIGHT, Denzel 71 yd run (COOPER, James kick), 2-75 0:38
2nd	07:07	WAGNER - YEVCHINEZ, Andr 77 yd punt return (COOPER, James kick)
	01:35	WAGNER - MCKINNON, M 4 yd run (COOPER, James kick), 8-62 4:27
	00:04	WAGNER - WILLIAMS, John 15 yd pass from THOMSON, Alex (COOPER, James kick), 5-28 1:07
3rd	05:56	WAGNER - COOPER, James 37 yd field goal, 10-54 5:15
4th	08:25	WAGNER - DALE, Willie 11 yd pass from THOMSON, Alex (COOPER, James kick), 6-65 3:01

	CNC	WAGNER
<b>FIRST DOWNS</b>	8	15
<b>RUSHES-YARDS (NET)</b>	34-39	31-125
<b>PASSING YDS (NET)</b>	77	239
Passes Att-Comp-Int	25-9-1	27-18-0
<b>TOTAL OFFENSE PLAYS-YARDS</b>	59-116	58-364
Fumble Returns-Yards	0-0	0-0
Punt Returns-Yards	1-5	6-94
Kickoff Returns-Yards	3-35	0-0
Interception Returns-Yards	0-0	1-2
Punts (Number-Avg)	9-35.4	5-45.4
Fumbles-Lost	2-0	0-0
Penalties-Yards	3-35	12-92
Possession Time	29:49	30:11
Third-Down Conversions	5 of 16	6 of 14
Fourth-Down Conversions	0 of 2	0 of 1
Red-Zone Scores-Chances	0-0	4-5
Sacks By: Number-Yards	3-26	2-19

**RUSHING:** Concordia-Joe Conner 9-34; Ashton Gray 3-26; Girard Lewis 6-13; Tyler Fehler 3-10; Demarcus Bunn 1-6; Roderick Dailey 1-0; Herman Mason 1-minus 9; Seth Suida 7-minus 13; TEAM 3-minus 28.  
**Wagner-KNIGHT,** Denzel 12-104; **MERKLE,** Craig 6-24; **MCKINNON,** M 9-22; **PEOPLES,** Brandon 1-1; **THOMSON,** Alex 3-minus 26.

**PASSING:** Concordia-Seth Suida 5-15-1-44; Tyler Fehler 3-9-0-21; Matt Sears 1-1-0-12. **Wagner-THOMSON,** Alex 18-27-0-239.

**RECEIVING:** Concordia-Bryant Hudson 3-30; Jay Alvarez 1-13; Herman Mason 1-12; Roderick Dailey 1-9; A. Schroeder 1-7; Demarcus Bunn 1-5; Girard Lewis 1-1. **Wagner-FOSTER,** Keith 3-32; **PEOPLES,** Brandon 3-16; **WILLIAMS,** John 2-56; **SCEPANIAK,** Caleb 2-43; **BOST,** Jeffrey 2-30; **DALE,** Willie 2-20; **OWENS,** Ryan 1-21; **YEVCHINEZ,** Andr 1-9; **ALY,** Nour 1-8; **KNIGHT,** Denzel 1-4.



# GAME 3

September 24, 2016  
Boston College 42, Wagner 10  
Alumni Stadium

**Chestnut Hill, MA** – The Wagner football team took an early 7-0 lead on a 55-yard touchdown run by junior QB Alex Thomson (Keyport, NJ/ Keyport), and trailed by just a 14-10 count midway through the second quarter, before falling to Football Bowl Championship (FBS) Subdivision opponent Boston College, 42-10, at Alumni Stadium.



Playing their sixth FBS opponent all time, and first from the Atlantic Coast Conference (ACC), the 2-1 Seahawks open Northeast Conference (NEC) play on Saturday, October 1 with a 6:00 p.m. matchup vs. Sacred Heart in a game that will be seen on ESPN3.

Thomson finished the day 13-of-25 passing for 62 yards. Due to 47 yards lost on sacks, the 6-5, 220-pound Jersey Shore native was credited with 20 net yards rushing on eight attempts.

After BC (2-2) responded to the early 7-0 deficit with 14 straight points, the Green & White mounted an 11-play, 37-yard drive that resulted in a 33-yard field goal by fifth-year senior placekicker James Cooper (Linwood, NJ / Mainland Regional/ Temple), who has now been successful on 3-of-4 field goal attempts, in addition to a perfect 11-of-11 on extra points.

Despite being on the field for 76 plays, as the Eagles held a 37:12-22:48 edge in time of possession, the Wagner defense was able to force the Eagles' offense into a number of negative plays in front of 22,728 fans, the fourth-largest crowd to ever witness a Wagner football game.

Leading the way defensively for the Seahawks was junior linebacker Randall May (Sparta, NJ/ Sparta), who had a game-high eight tackles, including seven solo stops, along with sophomore linebacker Santoni Graham (Arlington, VA / Bishop O'Connell / Fork Union Military Academy), who was in on six stops. Senior punter Bryan Rafano (South River, NJ / St. Joseph's-Metuchen), had a productive game on a busy afternoon, punting the ball a career-high 10 times with an average of 40.3 yards per punt. The 2015 Second-Team All-NEC performer ,and a 2016 Preseason All-NEC choice, launched a game-long 52-yarder in the second quarter.

"It was certainly nice to take that early lead and we did some good things out there against a very big, talented and well-coached team," said Seahawk second-year head coach Jason Houghtaling. "We lost some battles at the line of scrimmage, and struggled to get their guys blocked at times. Some guys got a little excited playing here, but I thought overall we played really hard on offense, defense and on special teams. We'll clean up a few things and get ready for Sacred Heart in our NEC opener."

"As I've said before, I really like our football team, the way they prepare and go about things," Houghtaling added.

Boston College sophomore quarterback Patrick Towles, a fifth-year senior transfer from Kentucky, had 46 yards on seven carries to go with 157 yards on 9-for-16 passing for the Eagles. Junior running back Jonathan Hilliman, a bruising 253-pounder, rushed 19 times for 83 yards and two touchdowns.

## Labady Sees First Action

The contest vs. Boston College marked the Seahawk debut for junior running back/return specialist Franklin Labady (Hialeah, FL/Milford Academy), a speedy transfer from the University of Cincinnati. On the afternoon, the 5-8, 165-pound Sunshine State native, who sat out the first two games of the season due to injury, returned five kickoffs for 78 yards against the Eagles.

## Clifford Gains First Start

Sophomore center Daniel Clifford (Hoboken, NJ/ Hoboken) gained the first start of his young career.

## Box Score (Final) 2016 WAGNER FOOTBALL Wagner vs Boston College (Sep 24, 2016 at Chestnut Hill, Mass.)

Score by Quarters	1	2	3	4	Total
Wagner	7	3	0	0	10
Boston College	14	14	14	0	42

### Qtr Time Scoring play

1st 11:53 WAGNER - THOMSON, Alex 55 yd run (COOPER, James kick), 1-55 0:12  
09:43 BC - Hilliman,J 1 yd run (Knoll,M kick), 5-44 2:10  
01:50 BC - Towles,P 17 yd run (Knoll,M kick), 12-68 6:17  
2nd 09:35 WAGNER - COOPER, James 34 yd field goal, 11-37 3:45  
07:38 BC - Smith,J 58 yd pass from Towles,P (Knoll,M kick), 4-75 1:57  
02:19 BC - Towles,P 1 yd run (Knoll,M kick), 8-80 3:25  
3rd 11:12 BC - Hilliman,J 6 yd run (Knoll,M kick), 1-6 0:07  
01:08 BC - Walker,M 27 yd pass from Towles,P (Knoll,M kick), 10-54 4:24

	WAGNER	BC
<b>FIRST DOWNS</b>	7	23
<b>RUSHES-YARDS (NET)</b>	22-45	56-300
<b>PASSING YDS (NET)</b>	62	190
Passes Att-Comp-Int	25-13-0	20-12-0
<b>TOTAL OFFENSE PLAYS-YARDS</b>	47-107	76-490
Fumble Returns-Yards	0-0	0-0
Punt Returns-Yards	0-0	2-57
Kickoff Returns-Yards	6-88	1-44
Interception Returns-Yards	0-0	0-0
Punts (Number-Avg)	10-40.3	5-30.2
Fumbles-Lost	1-0	0-0
Penalties-Yards	1-5	7-85
Possession Time	22:48	37:12
Third-Down Conversions	2 of 13	7 of 15
Fourth-Down Conversions	0 of 0	2 of 3
Red-Zone Scores-Chances	1-1	5-6
Sacks By: Number-Yards	0-0	5-46

RUSHING: Wagner-THOMSON, Alex 8-20; KNIGHT, Denzel 5-13; McKINNON,M 8-9; TEAM 1-minus 2; RICHARDS, Titus 0-5. Boston College-Jones,D 12-90; Hilliman,J 19-83; Wilson,R 11-62; Towles,P 7-46; Willis,M 4-21; Wade,D 1-3; Rouse,T 2-minus 5.

PASSING: Wagner-THOMSON, Alex 13-25-0-62. Boston College-Towles,P 9-16-0-157; Wade,D 3-4-0-33.

RECEIVING: Wagner-FOSTER, Keith 4-23; PEOPLES,Brandon 2-6; YEVCHINECZ,Andr 1-12; OWENS, Ryan 1-9; DALE, Willie 1-6; DePOFI, Lucas 1-4; BOST, Jeffrey 1-3; SCEPANIAK,Caleb 1-1; KNIGHT, Denzel 1-minus 2. Boston College-Walker,M 4-72; Cardinal,C 2-28; Smith,T 2-10; Smith,J 1-58; Sweeney,T 1-14; Garrison,C 1-6; Jones,D 1-2.

# GAME 4

October 1, 2016

Wagner 45, Sacred Heart 20

Hameline Field

**Staten Island, NY** – Senior running back Matthias McKinnon rushed for 157 yards on 24 carries and two touchdowns, while junior quarterback Alex Thomson (Keyport, NJ / Keyport) completed 15-of-28 passes for 276 yards and three touchdowns to carry Wagner to a thrilling 45-20 win over previously unbeaten Sacred Heart on Homecoming.



WR John Williams

With a boisterous crowd of 3,002 fans on hand at Hameline Field as well as a global audience watching on ESPN 3, the two teams combined for 59 first-half points, as the Green & White amassed a staggering 405 first-half yards in sprinting out to a 39-20 lead at the intermission.

Both defenses held the upper hand in the second half. Following a scoreless third quarter, junior running back Denzel Knight (Rochester, NY / Salisbury School) shook loose on a 67-yard touchdown jaunt with 7:17 remaining in the game for the only points of the second half.

Wagner's impressive victory was the Northeast Conference (NEC) opener for both teams, as the Seahawks improve to 3-1 on the season, while the Pioneers, who were coming off a 38-10 win at No. 20 Stony Brook, saw their record fall to 4-1.

Defensively for Wagner, redshirt freshman linebacker Santoni Graham (Arlington, VA / Bishop O'Connell / Fork Union Military Academy) paced the Seahawks with a game-high 11 tackles, including eight solo stops. Fifth-year senior outside linebacker and co-captain Najee Harris (Norristown, PA/ Norristown), added six tackles, a total that was matched by junior free safety Jesse Flaherty (Oceanport, NJ / Red Bank Catholic / The Peddie School), who also contributed a big interception in the Seahawk end zone on the last play of the first half.

Flaherty's INT was one of two that Wagner snared in its own end zone, as freshman cornerback Myron Morris (Miami, FL / Booker T. Washington) stepped in front of a third-quarter pass intended for wide receiver Moses Webb, to quell another Pioneer threat.

For Sacred Heart, quarterback RJ Noel connected on 23-of-52 aerials for 327 yards, two touchdowns and two interceptions while running back Ose Imekparia added 48 yards rushing on 11 carries.

McKinnon opened the scoring with a 41-yard first-quarter touchdown run, setting the tone for a dominating 264-yard team rushing performance. A missed extra pint left the score at 6-0 before Thomson found Knight on a five-yard TD strike to make it a 12-0 game as the Seahawks were unsuccessful on a two-point conversion attempt.

After Sacred Heart pulled to within 12-6 on a seven-year touchdown pass from Noel to Webb, the Green & White scored the next 13 points on a pair of long field goals by senior James Cooper (Linwood, NJ / Mainland Regional/ Temple ). After converting on a 39-yard try, Cooper then hit from 52 yards out on a career-long boot that hit the crossbar before bounding through.

McKinnon's second touchdown of the night gave Wagner a 25-6 lead with 3:20 to play in the opening half. SHU then responded with a 99-yard kickoff return by Nate Chavious which made it a 25-13 game.

Undaunted, the Seahawks answered right back with a quick-strike three-play, 63-yard drive, highlighted by a 50-yard touchdown pass from Thomson to a leaping John Williams (Sewell, NJ / Washington Township/Lackawanna CC (PA). The 6-6 junior wide receiver gathered the ball in at the five-yard line before diving into the end zone.

William's TD put Wagner in front, 32-13 before Noel led SHU on a five-play, 75-yard drive, capped by a 29-yard TD pass to wide receiver Andrew O'Neill to make it 32-20. Incredibly, Wagner had an answer here as well, as senior wide receiver Keith Foster (Newark, NJ / Weequahic / Milford Academy) made a leaping touchdown grab of his own, this one covering 39 yards, to make it a 39-20 game.

Noel then marched SHU to the Wagner 36 but his high-arching pass on the half's final play was picked off in the end zone by Flaherty.

Wagner ended up with 540 yards of offense, 276 through the air and another 264 on the ground, while the Pioneers generated 435 yards of offense.

## Box Score (Final) 2016 WAGNER FOOTBALL Sacred Heart vs Wagner (Oct. 1, 2016 at Staten Island, NY)

Score by Quarters	1	2	3	4	Total
Sacred Heart	6	14	0	0	20
Wagner	12	27	0	6	45

Qtr	Time	Scoring play
1st	11:10	WAGNER - McKINNON,M 41 yd run (COOPER, James kick failed), 9-75 3:50
	08:22	WAGNER - KNIGHT, Denzel 5 yd pass from THOMSON, Alex (COOPER, James pass failed), 3-42 1:32
	04:09	SHU - WEBB, Moses 7 yd pass from NOEL, RJ (FINNEY, Alec kick failed), 11-75 4:13
2nd	14:55	WAGNER - COOPER, James 39 yd field goal, 10-47 4:07
	10:06	WAGNER - COOPER, James 52 yd field goal, 10-32 3:59
	03:20	WAGNER - McKINNON,M 2 yd run (COOPER, James kick), 9-66 5:54
	03:06	SHU - CHAVIOUS, Nate 99 yd kickoff return (FINNEY, Alec kick)
	02:20	WAGNER - WILLIAMS, John 50 yd pass from THOMSON, Alex (COOPER, James kick), 3-63 0:39
	01:12	SHU - O'NEILL, Andrew 29 yd pass from NOEL, RJ (FINNEY, Alec kick), 5-75 1:08
	00:39	WAGNER - FOSTER, Keith 39 yd pass from THOMSON, Alex (COOPER, James kick), 5-70 0:33
4th	07:17	WAGNER - KNIGHT, Denzel 67 yd run (COOPER, James kick failed), 2-69 0:54

	SHU	WAGNER
<b>FIRST DOWNS</b>	22	21
<b>RUSHES-YARDS (NET)</b>	27-108	42-264
<b>PASSING YDS (NET)</b>	327	276
Passes Att-Comp-Int	52-23-2	29-15-0
<b>TOTAL OFFENSE PLAYS-YARDS</b>	79-435	71-540
Fumble Returns-Yards	0-0	0-0
Punt Returns-Yards	3-14	4-29
Kickoff Returns-Yards	5-162	2-58
Interception Returns-Yards	0-0	2-44
Punts (Number-Avg)	7-39.0	6-38.8
Fumbles-Lost	0-0	0-0
Penalties-Yards	9-93	11-119
Possession Time	25:28	34:32
Third-Down Conversions	5 of 16	6 of 14
Fourth-Down Conversions	0 of 3	0 of 0
Red-Zone Scores-Chances	1-3	2-2
Sacks By: Number-Yards	3-17	0-0

RUSHING: Sacred Heart-IMEOKPARIA, Ose 11-48; CHAVIOUS, Nate 7-27; NOEL, RJ 6-26; WEBB, Moses 1-4; MEACHUM, Jordan 1-2; BARNEY, Byron 1-1. Wagner-McKINNON,M 24-157; KNIGHT, Denzel 4-76; LABADY, Franklin 5-17; THOMSON, Alex 7-14; DePOFI, Lucas 1-1; TEAM 1-minus 1.

PASSING: Sacred Heart-NOEL, RJ 23-52-2-327. Wagner-THOMSON, Alex 15-28-0-276; TEAM 0-1-0-0.

RECEIVING: Sacred Heart-WEBB, Moses 6-81; O'NEILL, Andrew 6-80; BARNEY, Byron 5-103; MEACHUM, Jordan 2-24; IMEOKPARIA, Ose 2-15; HARPER, Marquis 1-15; DEVEAU, Jaylin 1-9. Wagner-OWENS, Ryan 5-81; FOSTER, Keith 2-82; McKINNON,M 2-25; YEVCHINECZ, Andr 2-23; WILLIAMS, John 1-50; LABADY, Franklin 1-6; KNIGHT, Denzel 1-5; PEOPLES, Brandon 1-4.

# GAME 5

October 8, 2016  
Columbia 15, Wagner 13  
Hameline Field

Staten Island, NY – Wagner delivered a top defensive performance in holding Columbia without a touchdown, but the Seahawks were unable to generate enough offensively to maintain a 13-6 halftime lead in dropping a hard-fought 15-13 decision on Saturday night.



DL Kiser Terry

With the loss, the Green & White fall to 3-2 on the young season while Columbia improves to 1-3. Wagner, which is 1-0 in Northeast Conference (NEC) play following last week's resounding 45-20 Homecoming triumph over Sacred Heart, return to league play on Saturday, October 15, when they travel to Central Connecticut for a 1:00 p.m. tussle that will be seen live on ESPN 3.

Seahawk junior linebacker Quintin Hampton (Moultrie, GA / Colquitt County / UCF) spearheaded a Wagner defensive effort that repeatedly turned Columbia away in the red zone, and included two goal-line stands, in registering a game-high 12 tackles, headlined by three sacks. Redshirt freshman linebacker Santoni Graham (Arlington, VA / Bishop O'Connell / Fork Union Military Academy) added nine tackles while senior Tiquan Garner (Brookville, NY / Long Island Lutheran) continued his fine play, coming up from his cornerback spot to record eight tackles (all solo), including a sack and three tackles for loss. The 5-9, 165-pound Garner also recorded three pass breakups.

Columbia freshman placekicker Oren Milstein was a perfect 5-of-5 on field goal tries on this damp, drizzly evening at Hameline Field, with the five made kicks setting a Columbia record. While the Lions were unable to find the end zone, a stout defensive effort allowed the five field goals - a pair of 18-yard kicks, along with makes from 33, 36 and 39 yards - to stand up.

After Columbia came up with a fumble on a strip-sack of Wagner junior quarterback Alex Thomson (Keyport, NJ / Keyport) at the Seahawk 28 on the Seahawks' first offensive possession, the Green & White turned in their first goal-line stand when fifth-year senior linebacker Najee Harris (Norristown, PA / Norristown) stuffed Columbia quarterback Anders Hill on 3rd-and-goal from the one. This forced the Lions to settle for a Milstein 18-yard field goal and a 3-0 lead with 8:40 left in the opening quarter.

Following a touchback on the ensuing kickoff, Seahawk junior running back Franklin Labady (Hialeah, FL / Milford Academy), a speedy 5-8, 165-pound transfer from the University of Cincinnati, bolted up the right sideline for 54 yards on first down, racing all the way to the Columbia 21-yard line. Labady's dash set up a 38-yard field goal by reigning Northeast Conference (NEC) Special Player of the Week, James Cooper (Linwood, NJ / Mainland Regional/ Temple), as the senior tied the game at 3-3.

Following an exchange of punts, Thomson found running back Matthias McKinnon (Albany, NY / Bishop Maginn / Jireh Prep [NC]) in the left flat on a 3rd-and-11 screen pass from the Lions' 47, and the senior did the rest, breaking several tackles en route to a nifty 47-yard touchdown which gave the Seahawks a 10-3 lead.

A Cooper 32-yard field goal with 2:50 left in the half extended the Wagner lead to 13-3 as the senior improved to 7-of-8 on field goal tries this season. Columbia answered with a 15-play, 59-yard drive that resulted in a 33-yard Milstein field goal with just three seconds left in the half to make it a 13-6 game at the intermission.

Columbia would knock on the door three more times in the second half, with the Seahawk defense forcing the Lions to settle for Milstein field goals of 39, 18 (following another Wagner goal-line stand), and 36 yards. The latter boot, which came with just 4:40 remaining in the game, gave the Columbia its first lead of the game at 15-13.

On its final drive of the game, Thomson kept Wagner's hope alive by lofting a high-arching 25-yard completion to 6-6 junior wide receiver John Williams (Sewell, NJ / Washington Township/Lackawanna CC [PA]) on a clutch 4th-and-10 hook-up. A pair of completions to sophomore tight end Chris Woodard (North Tonawanda, NY / North Tonawanda), of 15 and five yards, respectively, moved the ball to the Columbia 35.

Following a Lions' timeout with 1:43 left, McKinnon was held for no gain on 2nd-and-5 before Thomson was sacked for a seven-yard loss, on third down, back to the 42. With no time outs remaining, this set up a desperate 4th-and-12 situation, and when Thomson's hurried pass attempt to Woodard fell incomplete, the Lions took over on downs and ran out the clock in holding on for the 15-13 win.

Score by Quarters	1	2	3	4	Score
Columbia.....	3	3	6	3	- 15
Wagner.....	3	10	0	0	- 13

Record: (1-3)  
Record: (3-2)

## Scoring Summary:

1st 08:40 COL - Milstein, Oren 18 yd field goal, 5-10 2:05, COL 3 - WAGNER 0  
06:36 WAGNER - COOPER, James 38 yd field goal, 5-54 2:04, COL 3 - WAGNER 3  
2nd 09:07 WAGNER - McKINNON,M 47 yd pass from THOMSON, Alex (COOPER, James kick), 7-74 4:18, COL 3 - WAGNER 10  
02:50 WAGNER - COOPER, James 32 yd field goal, 10-47 4:26, COL 3 - WAGNER 13  
00:03 COL - Milstein, Oren 33 yd field goal, 15-59 2:47, COL 6 - WAGNER 13  
3rd 08:34 COL - Milstein, Oren 39 yd field goal, 12-43 4:23, COL 9 - WAGNER 13  
02:15 COL - Milstein, Oren 18 yd field goal, 10-31 4:26, COL 12 - WAGNER 13  
4th 04:40 COL - Milstein, Oren 36 yd field goal, 7-44 2:42, COL 15 - WAGNER 13

	COL	WAGNER
FIRST DOWNS.....	19	12
RUSHES-YARDS (NET).....	52-162	35-121
PASSING YDS (NET).....	129	149
Passes Att-Comp-Int.....	30-16-0	24-10-0
TOTAL OFFENSE PLAYS-YARDS....	82-291	59-270
Fumble Returns-Yards.....	0-0	0-0
Punt Returns-Yards.....	1-20	2-0
Kickoff Returns-Yards.....	1-10	3-36
Interception Returns-Yards....	0-0	0-0
Punts (Number-Avg).....	7-41.7	7-36.9
Fumbles-Lost.....	0-0	1-1
Penalties-Yards.....	8-78	6-53
Possession Time.....	33:08	26:52
Third-Down Conversions.....	7 of 21	3 of 14
Fourth-Down Conversions.....	3 of 3	1 of 2
Red-Zone Scores-Chances.....	5-5	1-1
Sacks By: Number-Yards.....	3-29	5-32

**RUSHING:** Columbia-Watson, Alan 23-107; Hill, Anders 23-59; Thomas, Tanner 8-6; Mornhinweg, S. 1-0; Team 2-minus 10. Wagner-LABADY, Franklin 3-64; McKINNON,M 20-54; KNIGHT, Denzel 5-16; PEOPLES,Brandon 1-13; TEAM 1-1; THOMSON, Alex 5-minus 27.  
**PASSING:** Columbia-Hill, Anders 16-29-0-129; Team 0-1-0-0. Wagner-THOMSON, Alex 10-24-0-149.  
**RECEIVING:** Columbia-Wainwright, J. 10-81; Dunn, Cameron 3-25; Hollis, Scooter 2-15; Hunton, John 1-8. Wagner-OWENS, Ryan 3-16; WILLIAMS, John 2-50; WOODARD, Chris 2-20; SCEPANIAC,Caleb 2-16; McKINNON,M 1-47.




# GAME 6

October 15, 2016

Wagner 25, Central Connecticut 21

Arute Field

New Britain, CT – Wagner outscored Central Connecticut 15-0 in the fourth quarter in posting a thrilling 25-21 come-from-behind Northeast Conference (NEC) road victory at sun-splashed Arute Field and live on ESPN3.



Junior quarter Alex Thomson (Keyport, NJ / Keyport) led Wagner on fourth-quarter touchdown drives of 90 and 54 yards en route to a 270-yard passing performance. Thomson's second-highest career passing day came on 19-of-28 accuracy, with senior wide receiver Andre Yevchinecz (Binghamton, NY/Binghamton) corralling four receptions for 88 yards.

Junior running back Denzel Knight (Rochester, NY / Salisbury School) rushed for a career-high 150 yards on just 13 carries, an effort buoyed by first quarter runs of 51 and 70 yards with the 51-yarder coming on Wagner's first play from scrimmage and the latter which gave the Seahawks an early 7-0 lead.

Senior running back Matthias McKinnon (Albany, NY / Bishop Maginn / Jireh Prep [NC]), who was named the ESPN 3 Player of the Game, added 73 hard-fought yards on 18 carries, in addition to coming up with four catches for 69 yards.

Wagner took early leads of 7-0 and 10-7 before CCSU turned a turnover and a host of penalties into a pair of second-quarter touchdowns in talking a 21-10 halftime lead.

Following a scoreless third quarter, senior kicker James Cooper (Linwood, NJ / Mainland Regional/ Temple) trimmed the deficit to 21-13 with a 37-yard field goal on the very first play of the fourth quarter. The ensuing CCSU drive proved to be a key sequence in the game.

After running back Cameron Nash sprinted 58 yards to give the Blue Devils a first down at the Seahawk 25, the Wagner defense stiffened, forcing the Central into a 4th-and-3 at the 10-yard line. Rather than attempting a 27-yard field goal, CCSU rolled the dice with a fake, but starting quarterback/holder Jacob Dolegala overthrew well-covered tight end Brian Kowalczyk in the back of the end zone.

Taking over on their own 10, the Seahawks used a mixture of run and pass to march 90 yards in 13 plays over a span of 5:58, with the drive culminating in a five-yard touchdown strike from Thomson (Keyport, NJ / Keyport) to senior wide receiver Brandon Peoples (Abington Township, PA / Archbishop Wood/Milford Academy) with 6:15 left in the game.

This score made it a 21-19 game and Wagner went for the two-point conversion in an effort to tie the game, but Thomson's pass to Peoples in the right flat was low and incomplete, leaving the Devils with a two-point lead.

After the Wagner defense forced CCSU into a three and out, the Seahawks took over in excellent field position at their own 46 with 5:06 left. A pair of Thomson completions to junior wide receiver John Williams (Sewell, NJ / Washington Township/ Lackawanna CC [PA], the latter a 15-yard grab with 1:46 left, gave the Seahawks a first down at the CCSU 11.

McKinnon knifed his way for 10 yards to the one and punched it in from there to give Wagner a 25-21 lead with just 1:06 remaining, which is the way the score remained after Thomson's two-point pass attempt to Yevchinecz in the end zone was incomplete.

The Blue Devils returned the ensuing kickoff to their own 17 and reached their own 48, but a Hail Mary pass from Dolegala was intercepted by senior safety Tim Hayes (Los Angeles, CA / Crespi Carmelite / Wyoming) at the goal line, as the Seahawk celebration began.

In addition to outscoring CCSU 15-0 in the second half, Wagner outgained the Devils 210-136 following halftime.

"We went out there in the second half and played with a great deal of passion and it was awesome," said Houghtaling. "We had bad snaps, too many penalties, all kinds of things going on out there, but credit the kids and the coaching staff. At the end, we drove down the field, made plays, and won a football game. So that's what it's all about."

For the game, Wagner amassed 467 yards of offense, 270 through the air, and 197 rushing, while CCSU gained 358 yards of total offense. Dolegala wound up 18-of-36 for 243 yard and two touchdowns. Nash was the Devils' leading ground-gainer with 97 yards on 13 carries. Defensively, linebacker Randall LaGuerre came up with a game-high 14 tackles.

Defensively for Wagner, junior safety Jesse Flaherty (Oceanport, NJ / Red Bank Catholic / The Peddie School)

## Score by Quarters

	1	2	3	4	Score
Columbia.....	3	3	6	3	- 15
Wagner.....	3	10	0	0	- 13

Record: (1-3)  
Record: (3-2)

## Scoring Summary:

1st 08:40 COL - Milstein, Oren 18 yd field goal, 5-10 2:05, COL 3 - WAGNER 0  
06:36 WAGNER - COOPER, James 38 yd field goal, 5-54 2:04, COL 3 - WAGNER 3  
2nd 09:07 WAGNER - McKINNON, M 47 yd pass from THOMSON, Alex (COOPER, James kick), 7-74 4:18, COL 3 - WAGNER 10  
02:50 WAGNER - COOPER, James 32 yd field goal, 10-47 4:26, COL 3 - WAGNER 13  
00:03 COL - Milstein, Oren 33 yd field goal, 15-59 2:47, COL 6 - WAGNER 13  
3rd 08:34 COL - Milstein, Oren 39 yd field goal, 12-43 4:23, COL 9 - WAGNER 13  
02:15 COL - Milstein, Oren 18 yd field goal, 10-31 4:26, COL 12 - WAGNER 13  
4th 04:40 COL - Milstein, Oren 36 yd field goal, 7-44 2:42, COL 15 - WAGNER 13

	COL	WAGNER
FIRST DOWNS.....	19	12
RUSHES-YARDS (NET).....	52-162	35-121
PASSING YDS (NET).....	129	149
Passes Att-Comp-Int.....	30-16-0	24-10-0
TOTAL OFFENSE PLAYS-YARDS.....	82-291	59-270
Fumble Returns-Yards.....	0-0	0-0
Punt Returns-Yards.....	1-20	2-0
Kickoff Returns-Yards.....	1-10	3-36
Interception Returns-Yards....	0-0	0-0
Punts (Number-Avg).....	7-41.7	7-36.9
Fumbles-Lost.....	0-0	1-1
Penalties-Yards.....	8-78	6-53
Possession Time.....	33:08	26:52
Third-Down Conversions.....	7 of 21	3 of 14
Fourth-Down Conversions.....	3 of 3	1 of 2
Red-Zone Scores-Chances.....	5-5	1-1
Sacks By: Number-Yards.....	3-29	5-32

**RUSHING:** Columbia-Watson, Alan 23-107; Hill, Anders 23-59; Thomas, Tanner 8-6; Mornhinweg, S. 1-0; Team 2-minus 10. Wagner-LABADY, Franklin 3-64; McKINNON, M 20-54; KNIGHT, Denzel 5-16; PEOPLES, Brandon 1-13; TEAM 1-1; THOMSON, Alex 5-minus 27.  
**PASSING:** Columbia-Hill, Anders 16-29-0-129; Team 0-1-0-0. Wagner-THOMSON, Alex 10-24-0-149.  
**RECEIVING:** Columbia-Wainwright, J. 10-81; Dunn, Cameron 3-25; Hollis, Scooter 2-15; Hunton, John 1-8. Wagner-OWENS, Ryan 3-16; WILLIAMS, John 2-50; WOODARD, Chris 2-20; SCEPANIAK, Caleb 2-16; McKINNON, M 1-47.

# GAME 7

October 22, 2016

Bryant 27, Wagner 17

Bulldogs Stadium

Smithfield, RI – Wagner junior quarterback Alex Thomson (Keyport, NJ / Keyport) completed 17 of 37 passes for 230 yards and a touchdown, but it was not enough, as Bryant earned a 27-17 Northeast Conference (NEC) victory..



The loss is the Seahawks' first in NEC play, as the Green & White fall to 2-1 in the conference and 4-3 overall. With the win, the Bulldogs are now also 2-1 in the NEC and improve to 3-4 overall.

Defensively, sophomore linebacker Santoni Graham (Arlington, VA / Bishop O'Connell / Fork Union Military Academy) paced the Seahawks with 13 tackles while fellow sophomore linebacker Quintin Hampton (Moultrie, GA / Colquitt County / UCF) added 11 stops.

For Bryant, running back Brendan Famiano rushed for 98 yards, Dalton Easton threw for 172 yards, and Matt Sewall returned a kickoff 97 yards in leading the Bulldogs' to victory.

After taking a 3-0 lead on a 42-yard first-quarter field goal by Rickey Perez, Bryant increased its lead to 10-0 with 7:59 left in the first half on a four-yard run by bruising 6-2, 268-pound fullback Hunter Taute, which capped a 14-play, 80-yard drive.

The Seahawks struck right before halftime when Thomson engineered an eight-play, 64-yard march, finished off by a one-yard touchdown run from senior running back Matthias McKinnon (Albany, NY / Bishop Maginn / Jireh Prep [NC]) with 18 seconds to play in the half, to make it a 10-7 game at the intermission.

Sewall opened the second half with his first long kickoff return of the game, a 60-yard jaunt up the right sideline all the way to the Seahawk 30-yard line. Bryant matched inside the Wagner five before the Seahawk defense put together an impressive goal-line stand, forcing the Bulldogs to settle for an 18-yard Perez field goal and a 13-7 lead.

Later in the quarter, the Green & White embarked on a nine-play, 62-yard drive that culminated in a 33-yard field goal by senior James Cooper (Linwood, NJ / Mainland Regional/ Temple) that drew Wagner to within 13-10 at the 3:29 mark.

This is when Sewall struck for his back-breaking 97-yard kickoff return that made it a 20-10 game with 3:24 to go in the third quarter.

That's the way the score remained until Thomson hit senior wide receiver Andre Yevchinez (Binghamton, NY / Binghamton) on a clutch fourth-and-seven screen pass over the middle for a 32-yard score. This Thomson to Yevchinez connection came on the first play of the fourth quarter, ending a seven-play, 72-yard drive that made it 20-17.

The Bulldogs, however, countered with a seven-play, 74-yard drive. Dalton hit wide receiver Taylor Barthelette on a 23-yard score, as Bryant went ahead by a 27-17 count and hung on from there.

"The kickoff returns had a major impact on the game, no question," said second-year head coach Jason Houghtaling. "On the first one, we didn't execute the kick the right way and on the second one we kicked it down the middle and just had one guy blown out of his lane. You're not going to win games doing those things. There were definite positives on both sides, but overall we just didn't get it done."

Junior John Williams (Sewell, NJ / Washington Township/ Lackawanna CC (PA)) was Thomson's favorite target as the 6-6 wide receiver finished with a career day, hauling in six passes for 112 yards, highlighted by a 42-yard fourth-quarter pickup. Junior running back Denzel Knight (Rochester, NY / Salisbury School) snared a career-high five receptions out of the backfield for 34 yards while Yevchinez finished with 73 yards receiving on four grabs.

In the rushing department, McKinnon led the way with 43 yards on 13 carries.

For Bryant, Dalton's 125 yards passing came on 14-of-25 accuracy with Haute the leading receiver with three catches for 39 yards. On the ground, Femiano's 98-yard rushing day came on 15 carries while Taute churned his way for 59 yards on 14 carries. Defensively, middle linebacker Jesse Nemerowicz recorded a team-high eight tackles.

Overall, Wagner held the statistical edge, outgaining Bryant 359-314 while leading in first downs by a 23-18 count but the Seahawks were undone by those two long kickoff returns.

## Scoring Summary (Final) 2016 Wagner College Football

Wagner vs BRYANT (Oct 22, 2016 at Smithfield, R.I.)

Wagner (4-3,2-1) vs. BRYANT (3-4,2-1)

Date: Oct 22, 2016 • Site: Smithfield, R.I. • Stadium: Beirne Stadium

Attendance: 3867

Score by Quarters	1	2	3	4	Total
Wagner	0	7	3	7	17
BRYANT	3	7	10	7	27

Qtr	Time	Scoring Play	V-H
1st	06:58	BRY - PEREZ, Ricky 42 yd field goal, 7-16 1:57	0 - 3
2nd	07:59	BRY - TAUTE, Hunter 4 yd run (PEREZ, Ricky kick), 14-80 6:51	0 - 10
	00:28	WAGNER - MCKINNON, M 1 yd run (COOPER, James kick), 8-64 2:58	7 - 10
3rd	10:27	BRY - PEREZ, Ricky 18 yd field goal, 9-29 4:24	7 - 13
	03:29	WAGNER - COOPER, James 33 yd field goal, 9-62 3:45	10 - 13
	03:14	BRY - SEWALL, Matt 97 yd kickoff return (PEREZ, Ricky kick)	10 - 20
4th	14:48	WAGNER - YEVCHINEZ, Andr 32 yd pass from THOMSON, Alex (COOPER, James kick), 7-72 3:19	17 - 20
	11:20	BRY - BARTHELETTE, T. 23 yd pass from EASTON, Dalton (PEREZ, Ricky kick), 7-74 3:22	17 - 27

Kickoff time: 1:00 PM • End of Game: 3:56 PM • Total elapsed time: 2:56

Officials: Referee: Brian McGrath; Umpire: Dan McKeever; Linesman: Mark Brunkel;

Line judge: David Coughlin; Back judge: Joe Kehnast; Field judge: Jenn Berke;

Side judge: Chuck Drury; Center judge: Bryant SID;

Temperature: 60 • Wind: 14 mph • Weather: Rain Showers

# 2016 Combined Statistics

Date	Opponent	Score	Att.
Sept 1, 2016	SAINT ANSELM	W 38-16	2414
Sep 10, 2016	CONCORDIA	W 38-0	2013
Sep 24, 2016	at Boston College	L 10-42	22728
* Oct. 1, 2016	SACRED HEART	W 45-20	3002
Oct 08, 2016	COLUMBIA	L 13-15	1973
* Oct 15, 2016	at Central Connecticut	W 25-21	3826
* Oct 22, 2016	at BRYANT	L 17-27	3867

Record:	Overall	Home	Away	Neutral
All games	4-3	3-1	1-2	0-0
Conference	2-1	1-0	1-1	0-0
Non-Conference	2-2	2-1	0-1	0-0

Rushing	gp-gs	att	gain	loss	net	avg	td	lg	avg/g
KNIGHT, Denzel	7-3	61	561	21	540	8.9	4	71	77.1
McKINNON,M	7-4	100	481	29	452	4.5	6	43	64.6
LABADY, Franklin	4-0	9	99	3	96	10.7	0	54	24.0
THOMSON, Alex	7-7	43	216	180	36	0.8	2	59	5.1
PEOPLES, Brandon	7-6	5	36	2	34	6.8	0	15	4.9
MERKLE, Craig	2-0	6	24	0	24	4.0	0	8	12.0
RICHARDS, Titus	7-7	0	5	0	5	0.0	0	0	0.7
DePOFI, Lucas	7-0	3	3	0	3	1.0	0	2	0.4
Total	7	232	1426	265	1161	5.0	12	71	165.9
Opponents	7	271	1209	214	995	3.7	7	58	142.1

Passing	gp-gs	effic	comp-att-int	pct	yds	td	lg	avg/g
THOMSON, Alex	7-7	127.88	109-200-2	54.5	1402	10	50	200.3
YEVCHINECZ, Andr	7-7	368.80	1-1-0	100.0	32	0	32	4.6
TEAM	4-0	0.00	0-1-0	0.0	0	0	0	0.0
Total	7	128.44	110-202-2	54.5	1434	10	50	204.9
Opponents	7	104.92	115-232-8	49.6	1405	8	74	200.7

Receiving	gp-gs	no.	yds	avg	td	lg	avg/g
WILLIAMS, John	7-1	16	347	21.7	2	50	49.6
YEVCHINECZ, Andr	7-7	15	247	16.5	1	39	35.3
FOSTER, Keith	6-6	14	172	12.3	2	43	28.7
OWENS, Ryan	6-6	12	148	12.3	1	37	24.7
KNIGHT, Denzel	7-3	11	49	4.5	1	23	7.0
PEOPLES, Brandon	7-6	10	64	6.4	1	21	9.1
McKINNON,M	7-4	9	159	17.7	1	47	22.7
SCEPANIAK, Caleb	7-0	6	66	11.0	0	22	9.4
WOODARD, Chris	7-0	4	52	13.0	0	25	7.4
DALE, Willie	6-0	4	47	11.8	1	21	7.8
BOST, Jeffrey	7-0	4	37	9.2	0	18	5.3
THOMSON, Alex	7-7	2	28	14.0	0	32	4.0
ALY, Nour	4-0	1	8	8.0	0	8	2.0
LABADY, Franklin	4-0	1	6	6.0	0	6	1.5
DePOFI, Lucas	7-0	1	4	4.0	0	4	0.6
Total	7	110	1434	13.0	10	50	204.9
Opponents	7	115	1405	12.2	8	74	200.7

Field Goals	fg	pct.	01-19	20-29	30-39	40-49	50-99	lg	blk
COOPER, James	10-13	76.9	0-0	0-0	9-9	0-3	1-1	52	0

Scoring	td	fg	kick	rush	rcv	pass	dxp	saf	pts
COOPER, James	-	10-13	18-20	-	-	0-1	-	-	48
McKINNON,M	7	-	-	-	-	-	-	-	42
KNIGHT, Denzel	5	-	-	-	-	-	-	-	30
THOMSON, Alex	2	-	-	-	-	0-2	-	-	12
FOSTER, Keith	2	-	-	-	-	-	-	-	12
YEVCHINECZ, Andr	2	-	-	-	-	-	-	-	12
WILLIAMS, John	2	-	-	-	-	-	-	-	12
PEOPLES, Brandon	1	-	-	-	-	-	-	-	6
OWENS, Ryan	1	-	-	-	-	-	-	-	6
DALE, Willie	1	-	-	-	-	-	-	-	6
Total	23	10-13	18-20	-	-	0-3	-	-	186
Opponents	17	8-9	15-16	-	-	-	-	-	141

Score by Quarters	1st	2nd	3rd	4th	OT	Total
Wagner	39	78	13	56	0	186
Opponents	33	62	30	16	0	141

Team Statistics	WAGNER	OPP
FIRST DOWNS	122	129
Rushing	43	49
Passing	61	64
Penalty	18	16
RUSHING YARDAGE	1161	995
Rushing Attempts	232	271
Average Per Rush	5.0	3.7
Average Per Game	165.9	142.1
TDs Rushing	12	7
PASSING YARDAGE	1434	1405
Comp-Att-Int	110-202-2	115-232-8
Average Per Pass	7.1	6.1
Average Per Catch	13.0	12.2
Average Per Game	204.9	200.7
TDs Passing	10	8
TOTAL OFFENSE	2595	2400
Average Per Play	6.0	4.8
Average Per Game	370.7	342.9
KICK RETURNS: #-Yards	19-326	24-635
PUNT RETURNS: #-Yards	17-146	10-106
INT RETURNS: #-Yards	8-54	2-18
FUMBLES-LOST	9-4	5-2
PENALTIES-Yards	54-475	54-560
PUNTS-AVG	41-38.7	42-36.4
TIME OF POSSESSION/Game	28:27	31:33
3RD-DOWN Conversions	31/94	42/114
4TH-DOWN Conversions	4/8	8/18

Interceptions	no.	yds	avg	td	lg
HAYES, Tim	3	10	3.3	0	8
FLAHERTY, Jesse	2	29	14.5	0	29
MORRIS, Myron	1	15	15.0	0	15
LOWRY, Sterling	1	0	0.0	0	0
GILL, Cameron	1	0	0.0	0	0

Punting	no.	yds	avg	lg	tb	fc	i20	50+	blk
RAFANO, Bryan	41	1585	38.7	62	6	9	5	3	0

Punt Returns	no.	yds	avg	td	lg
YEVCHINECZ, Andr	13	129	9.9	1	77
FLAHERTY, Jesse	2	5	2.5	0	4
LABADY, Franklin	1	13	13.0	0	13
KAHARI, Gerald	1	-1	-1.0	0	0
Total	17	146	8.6	1	77
Opponents	10	106	10.6	0	53

Kick Returns	no.	yds	avg	td	lg
LABADY, Franklin	9	160	17.8	0	30
PEOPLES, Brandon	4	71	17.8	0	23
MORRIS, Myron	3	68	22.7	0	23
McKINNON,M	2	23	11.5	0	12
BOST, Jeffrey	1	4	4.0	0	4
Total	19	326	17.2	0	30
Opponents	24	635	26.5	2	99

All Purpose	g	rush	rcv	pr	kr	lr	total	avg/g
McKINNON,M	7	452	159	0	23	0	634	90.6
KNIGHT, Denzel	7	540	49	0	0	0	589	84.1
YEVCHINECZ,A	7	0	247	129	0	0	376	53.7
WILLIAMS, John	7	0	347	0	0	0	347	49.6
LABADY, Franklin	4	96	6	13	160	0	275	68.8
FOSTER, Keith	6	0	172	0	0	0	172	28.7
PEOPLES, Brand	7	34	64	0	71	0	169	24.1
OWENS, Ryan	6	0	148	0	0	0	148	24.7
MORRIS, Myron	6	0	0	0	68	15	83	13.8
SCEPANIAK, Cal	7	0	66	0	0	0	66	9.4
Total	7	1161	1434	146	326	54	3121	445.9
Opponents	7	995	1405	106	635	18	3159	451.3

Total Offense	g	plays	rush	pass	total	avg/g
THOMSON, Alex	7	243	36	1402	1438	205.4
KNIGHT, Denzel	7	61	540	0	540	77.1
McKINNON,M	7	100	452	0	452	64.6



## 2016 Team Statistics

<b>Team Statistics</b>	<b>WAGNER</b>	<b>OPP</b>
SCORING	186	141
Points Per Game	26.6	20.1
Points Off Turnovers	7	13
FIRST DOWNS	122	129
Rushing	43	49
Passing	61	64
Penalty	18	16
RUSHING YARDAGE	1161	995
Yards gained rushing	1426	1209
Yards lost rushing	265	214
Rushing Attempts	232	271
Average Per Rush	5.0	3.7
Average Per Game	165.9	142.1
TDs Rushing	12	7
PASSING YARDAGE	1434	1405
Comp-Att-Int	110-202-2	115-232-8
Average Per Pass	7.1	6.1
Average Per Catch	13.0	12.2
Average Per Game	204.9	200.7
TDs Passing	10	8
TOTAL OFFENSE	2595	2400
Total Plays	434	503
Average Per Play	6.0	4.8
Average Per Game	370.7	342.9
KICK RETURNS: #-Yards	19-326	24-635
PUNT RETURNS: #-Yards	17-146	10-106
INT RETURNS: #-Yards	8-54	2-18
KICK RETURN AVERAGE	17.2	26.5
PUNT RETURN AVERAGE	8.6	10.6
INT RETURN AVERAGE	6.8	9.0
FUMBLES-LOST	9-4	5-2
PENALTIES-Yards	54-475	54-560
Average Per Game	67.9	80.0
PUNTS-Yards	41-1585	42-1529
Average Per Punt	38.7	36.4
Net punt average	32.4	31.1
KICKOFFS-Yards	40-2479	31-1771
Average Per Kick	62.0	57.1
Net kick average	36.1	40.2
TIME OF POSSESSION/Game	28:27	31:33
3RD-DOWN Conversions	31/94	42/114
3rd-Down Pct	33%	37%
4TH-DOWN Conversions	4/8	8/18
4th-Down Pct	50%	44%
SACKS BY-Yards	12-86	20-166
MISC YARDS	0	0
TOUCHDOWNS SCORED	23	17
FIELD GOALS-ATTEMPTS	10-13	8-9
ON-SIDE KICKS	0-0	0-0
RED-ZONE SCORES	(17-21) 81%	(16-22) 73%
RED-ZONE TOUCHDOWNS	(10-21) 48%	(9-22) 41%
PAT-ATTEMPTS	(18-20) 90%	(15-16) 94%
ATTENDANCE	9402	30421
Games/Avg Per Game	4/2350	3/10140
Neutral Site Games		0/0

<b>Score by Quarters</b>	<b>1st</b>	<b>2nd</b>	<b>3rd</b>	<b>4th</b>	<b>OT</b>	<b>Total</b>
Wagner	39	78	13	56	0	186
Opponents	33	62	30	16	0	141

## 2016 Defensive Stats

#	Defensive Leaders	gp-gs	Tackles				Sacks no-yds	Pass defense			Fumbles		blkd	
			ua	a	tot	tfl/yds		int-yds	brup	qbh	rcv-yds	ff	kick	saf
32	GRAHAM, Santoni	7-7	31	32	63	6.5-28	1-10	.	1	2	.	.	.	.
7	HAMPTON, Quintin	7-7	34	20	54	7.0-38	5-30	.	.	2	1-0	.	.	.
10	FLAHERTY, Jesse	7-7	27	14	41	.	.	2-29	2	.	.	.	.	.
20	HARRIS, Najee	7-7	25	12	37	3.5-4	.	.	3	2	.	.	.	.
31	GARNER, Tiquan	7-7	25	10	35	3.5-12	1-6	.	7	.	.	.	.	.
46	TERRY, Kiser	7-7	11	18	29	3.0-7	.	.	.	2	.	1	.	.
49	MAY, Randall	7-0	15	11	26	4.5-8	1-2	.	.	.	.	.	.	.
13	PAUL, D.J.	7-4	10	16	26	1.5-7	1-4	.	.	1	1-0	.	.	.
50	BASKERVILLE, J	7-7	8	13	21	6.0-28	3-19	.	.	2	.	.	.	.
96	DABIRE, Charbel	7-4	14	6	20	2.5-12	.	.	.	.	.	.	.	.
4	HAYES, Tim	7-7	11	9	20	0.5-1	.	3-10	5	.	.	.	.	.
24	WARNER, Malik	6-1	8	8	16	1.5-6	.	.	5	.	.	.	.	.
25	GILLS, Isaiah	6-0	7	6	13	.	.	.	.	.	.	.	.	.
42	LOISELLE, M	6-1	8	3	11	1.0-1	.	.	.	1	.	.	.	.
27	MORRIS, Myron	6-2	7	4	11	.	.	1-15	1	.	.	.	.	.
63	GORE, Christian	7-3	6	5	11	2.0-7	2-6	.	.	.	.	.	.	.
95	McCLEOD, Julian	7-0	1	8	9	0.5-1	2-0	.	.	.	.	.	.	.
58	GRANT, Tevaughn	6-2	7	2	9	0.5-1	.	.	.	1	.	.	.	.
1	LOWRY, Sterling	6-4	8	1	9	.	.	1-0	2	.	.	.	.	.
56	GILL, Cameron	7-0	3	4	7	2.0-12	2-9	1-0	.	1	.	1	.	.
5	PEOPLES, Brandon	7-6	4	3	7	.	.	.	.	.	.	.	.	.
33	CLAS, Jason	7-0	3	3	6	.	.	.	.	.	.	.	.	.
23	COOPER, James	7-0	5	.	5	.	.	.	.	.	.	.	.	.
44	JACKSON, Tim	5-0	1	3	4	.	.	.	.	.	.	.	.	.
8	JOHNSON, T	5-0	2	1	3	.	.	.	.	.	.	.	.	.
55	BRAMBLE, Kendle	2-0	2	1	3	1.0-4	.	.	.	1	.	.	.	.
54	BANKS, Kishon	4-0	1	2	3	.	.	.	.	.	.	.	.	.
16	DALE, Willie	6-0	3	.	3	.	.	.	.	.	.	.	.	.
12	HOWARD, Kemani	6-0	3	.	3	.	.	.	2	.	.	.	.	.
93	PADRON, Nicholas	7-0	.	2	2	.	.	.	.	.	.	.	.	.
26	THOMAS, David	2-0	2	.	2	.	.	.	.	.	.	.	.	.
57	SESSIONS, Allaah	5-0	.	2	2	.	.	.	.	1	.	.	.	.
36	BYARD, Khaliq	2-0	1	1	2	.	.	.	.	.	.	.	.	.
99	WILLIAMS, Chris	4-0	1	1	2	1.0-12	.	.	.	.	.	.	.	.
64	O'NEILL, Dan	6-2	.	1	1	.	.	.	.	.	.	.	.	.
14	YEVCHINECZ, Andr	7-7	1	.	1	.	.	.	.	.	.	.	.	.
48	GREEN, Isaiah	1-0	1	.	1	.	.	.	.	.	.	.	.	.
9	FOSTER, Keith	6-6	1	.	1	.	.	.	.	.	.	.	.	.
88	SMITH, Lloyd	4-0	.	1	1	.	.	.	.	.	.	.	.	.
11	McKINNON, M	7-4	.	1	1	.	.	.	.	.	.	.	.	.
90	DONALDSON, D	2-0	1	.	1	.	.	.	.	.	.	.	.	.
Total		7	298	224	522	48-189	12-86	8-54	28	16	2-0	2	.	.
Opponents		7	270	196	466	48-239	20-166	2-18	21	22	4-0	3	.	.



Sophomore Linebacker Santoni Graham



Junior Linebacker Quintin Hampton

## 2016 Individual Statistics

Rushing	gp-gs	att	gain	loss	net	avg	td	lg	avg/g
KNIGHT, Denzel	7-3	61	561	21	540	8.9	4	71	77.1
McKINNON,M	7-4	100	481	29	452	4.5	6	43	64.6
LABADY, Franklin	4-0	9	99	3	96	10.7	0	54	24.0
THOMSON, Alex	7-7	43	216	180	36	0.8	2	59	5.1
PEOPLES, Brandon	7-6	5	36	2	34	6.8	0	15	4.9
MERKLE, Craig	2-0	6	24	0	24	4.0	0	8	12.0
RICHARDS, Titus	7-7	0	5	0	5	0.0	0	0	0.7
DePOFI, Lucas	7-0	3	3	0	3	1.0	0	2	0.4
TEAM	4-0	5	1	30	-29	-5.8	0	1	-7.2
Total	7	232	1426	265	1161	5.0	12	71	165.9
Opponents	7	271	1209	214	995	3.7	7	58	142.1

Passing	gp-gs	effic	comp-att-int	pct	yds	td	lg	avg/g
THOMSON, Alex	7-7	127.88	109-200-2	54.5	1402	10	50	200.3
YEVCHINECZ, Andr	7-7	368.80	1-1-0	100.0	32	0	32	4.6
TEAM	4-0	0.00	0-1-0	0.0	0	0	0	0.0
Total	7	128.44	110-202-2	54.5	1434	10	50	204.9
Opponents	7	104.92	115-232-8	49.6	1405	8	74	200.7

Receiving	gp-gs	no.	yds	avg	td	lg	avg/g
WILLIAMS, John	7-1	16	347	21.7	2	50	49.6
YEVCHINECZ, Andr	7-7	15	247	16.5	1	39	35.3
FOSTER, Keith	6-6	14	172	12.3	2	43	28.7
OWENS, Ryan	6-6	12	148	12.3	1	37	24.7
KNIGHT, Denzel	7-3	11	49	4.5	1	23	7.0
PEOPLES, Brandon	7-6	10	64	6.4	1	21	9.1
McKINNON,M	7-4	9	159	17.7	1	47	22.7
SCEPANIAC, Caleb	7-0	6	66	11.0	0	22	9.4
WOODARD, Chris	7-0	4	52	13.0	0	25	7.4
DALE, Willie	6-0	4	47	11.8	1	21	7.8
BOST, Jeffrey	7-0	4	37	9.2	0	18	5.3
THOMSON, Alex	7-7	2	28	14.0	0	32	4.0
ALY, Nour	4-0	1	8	8.0	0	8	2.0
LABADY, Franklin	4-0	1	6	6.0	0	6	1.5
DePOFI, Lucas	7-0	1	4	4.0	0	4	0.6
Total	7	110	1434	13.0	10	50	204.9
Opponents	7	115	1405	12.2	8	74	200.7

Punt Returns	no.	yds	avg	td	lg
YEVCHINECZ, Andr	13	129	9.9	1	77
FLAHERTY, Jesse	2	5	2.5	0	4
KAHARI, Gerald	1	-1	-1.0	0	0
LABADY, Franklin	1	13	13.0	0	13
Total	17	146	8.6	1	77
Opponents	10	106	10.6	0	53

Interceptions	no.	yds	avg	td	lg
HAYES, Tim	3	10	3.3	0	8
FLAHERTY, Jesse	2	29	14.5	0	29
GILL, Cameron	1	0	0.0	0	0
MORRIS, Myron	1	15	15.0	0	15
LOWRY, Sterling	1	0	0.0	0	0
Total	8	54	6.8	0	29
Opponents	2	18	9.0	0	15

Kick Returns	no.	yds	avg	td	lg
LABADY, Franklin	9	160	17.8	0	30
PEOPLES, Brandon	4	71	17.8	0	23
MORRIS, Myron	3	68	22.7	0	23
McKINNON,M	2	23	11.5	0	12
BOST, Jeffrey	1	4	4.0	0	4
Total	19	326	17.2	0	30
Opponents	24	635	26.5	2	99

Fumble Returns	no.	yds	avg	td	lg
Total	0	0	0.0	0	0
Opponents	0	0	0.0	0	0



## 2016 Individual Statistics

Scoring	td	fg	PAT				dxp	saf	pts
			kick	rush	rcv	pass			
COOPER, James	-	10-13	18-20	-	-	0-1	-	-	48
McKINNON,M	7	-	-	-	-	-	-	-	42
KNIGHT, Denzel	5	-	-	-	-	-	-	-	30
WILLIAMS, John	2	-	-	-	-	-	-	-	12
THOMSON, Alex	2	-	-	-	-	0-2	-	-	12
FOSTER, Keith	2	-	-	-	-	-	-	-	12
YEVCHINECZ,Andr	2	-	-	-	-	-	-	-	12
PEOPLES,Brandon	1	-	-	-	-	-	-	-	6
DALE, Willie	1	-	-	-	-	-	-	-	6
OWENS, Ryan	1	-	-	-	-	-	-	-	6
Total	23	10-13	18-20	-	-	0-3	-	-	186
Opponents	17	8-9	15-16	-	-	-	-	-	141

Total Offense	g	plays	rush	pass	total	avg/g
THOMSON, Alex	7	243	36	1402	1438	205.4
KNIGHT, Denzel	7	61	540	0	540	77.1
McKINNON,M	7	100	452	0	452	64.6
LABADY, Franklin	4	9	96	0	96	24.0
PEOPLES, Brandon	7	5	34	0	34	4.9
YEVCHINECZ, Andr	7	1	0	32	32	4.6
MERKLE, Craig	2	6	24	0	24	12.0
RICHARDS, Titus	7	0	5	0	5	0.7
DePOFI, Lucas	7	3	3	0	3	0.4
TEAM	4	6	-29	0	-29	-7.2
Total	7	434	1161	1434	2595	370.7
Opponents	7	503	995	1405	2400	342.9

Field Goals	fg	pct.	01-19	20-29	30-39	40-49	50-99	lg	blk
COOPER, James	10-13	76.9	0-0	0-0	9-9	0-3	1-1	52	0

Punting	no.	yds	avg	lg	tb	fc	i20	50+	blk
RAFANO, Bryan	41	1585	38.7	62	6	9	5	3	0
Total	41	1585	38.7	62	6	9	5	3	0
Opponents	42	1529	36.4	48	3	5	3	0	0

FG Sequence	Wagner	Opponents
Saint Anselm	(37),45	(22)
Concordia	(37)	-
Boston College	(34)	-
Sacred Heart	(39),(52)	-
Columbia	(38),(32)	(18),(33),(39),(18),(36)
Central Connecticut	45,(37),47,(30)	47
BRYANT	(33)	(42),(18)

Kickoffs	no.	yds	avg	tb	ob	retn	net	ydIn
COOPER, James	40	2479	62.0	16	0			
Total	40	2479	62.0	16	0	26.5	36.1	28
Opponents	31	1771	57.1	8	1	17.2	40.2	24

Numbers in (parentheses) indicate field goal was made.

All Purpose	g	rush	rcv	pr	kr	ir	total	avg/g
McKINNON,M	7	452	159	0	23	0	634	90.6
KNIGHT, Denzel	7	540	49	0	0	0	589	84.1
YEVCHINECZ,A	7	0	247	129	0	0	376	53.7
WILLIAMS, John	7	0	347	0	0	0	347	49.6
LABADY, Frankli	4	96	6	13	160	0	275	68.8
FOSTER, Keith	6	0	172	0	0	0	172	28.7
PEOPLES, Bran	7	34	64	0	71	0	169	24.1
OWENS, Ryan	6	0	148	0	0	0	148	24.7
MORRIS, Myron	6	0	0	0	68	15	83	13.8
SCEPANIAK, Cal	7	0	66	0	0	0	66	9.4
THOMSON, Ale	7	36	28	0	0	0	64	9.1
WOODARD, Chr	7	0	52	0	0	0	52	7.4
DALE, Willie	6	0	47	0	0	0	47	7.8
BOST, Jeffrey	7	0	37	0	4	0	41	5.9
FLAHERTY, Jes	7	0	0	5	0	29	34	4.9
MERKLE, Craig	2	24	0	0	0	0	24	12.0
HAYES, Tim	7	0	0	0	0	10	10	1.4
ALY, Nour	4	0	8	0	0	0	8	2.0
DePOFI, Lucas	7	3	4	0	0	0	7	1.0
RICHARDS, Titu	7	5	0	0	0	0	5	0.7
KAHARI, Gerald	1	0	0	-1	0	0	-1	-1.0
TEAM	4	-29	0	0	0	0	-29	-7.2
Total	7	1161	1434	146	326	54	3121	445.9
Opponents	7	995	1405	106	635	18	3159	451.3

# 2016 Game-by-Game Statistics

## 2016 Wagner College Football Wagner Team Game-by-Game (as of Oct 23, 2016) All games

### TEAM STATISTICS

Date	Opponent	Rushing				Receiving				Passing				Kick Returns				Punt Returns				tot off
		no.	yds	td	lg	no.	yds	td	lg	cmp-att-int	yds	td	lg	no.	yds	td	lg	no.	yds	td	lg	
Sept 1	SAINT ANSELM	29	312	3	59	17	176	2	32	17-31-1	176	2	32	1	12	0	12	2	1	0	1	488
Sep 10	CONCORDIA	31	125	2	71	18	239	2	41	18-27-0	239	2	41	0	0	0	0	6	94	1	77	364
Sep 24	at Boston College	22	45	1	55	13	62	0	17	13-25-0	62	0	17	6	88	0	20	0	0	0	0	107
Oct. 1	SACRED HEART	42	264	3	67	15	276	3	50	15-29-0	276	3	50	2	58	0	30	4	29	0	17	540
Oct 08	COLUMBIA	35	121	0	54	10	149	1	47	10-24-0	149	1	47	3	36	0	19	2	0	0	0	270
Oct 15	at Central Connecticut	42	197	2	70	19	270	1	39	19-28-1	270	1	39	3	61	0	23	2	21	0	21	467
Oct 22	at BRYANT	31	97	1	18	18	262	1	42	18-38-0	262	1	42	4	71	0	23	1	1	0	1	359
		232	1161	12	71	110	1434	10	50	110-202-2	1434	10	50	19	326	0	30	17	146	1	77	2595
Opponents		271	995	7	58	115	1405	8	74	115-232-8	1405	8	74	24	635	2	99	10	106	0	53	2400

Games: 7 • Avg/rush: 5.0 • Avg/catch: 13.0 • Pass effic: 128.44 • KR avg: 17.2 • PR avg: 8.6 • All purpose avg/game: 445.9 • Total offense avg/gm: 370.7

Date	Opponent	Tackles				Sacks no-yds	Fumble		Pass Defense			blkd kick	PAT Attempts			off		pts
		ua	a	total	tfl-yds		ff	fr-yds	int-yds	qbh	brup		kick	rush	rcv	saf	t/o	
Sept 1	SAINT ANSELM	55	21	76	4.0-10	0-0	1	1-0	2-0	2	7	0	5-5	0	0	0	7	38
Sep 10	CONCORDIA	43	21	64	9.0-51	2-19	0	0-0	1-2	3	3	0	5-5	0	0	0	0	38
Sep 24	at Boston College	44	30	74	8.0-18	0-0	0	0-0	0-0	2	1	0	1-1	0	0	0	0	10
Oct. 1	SACRED HEART	48	15	63	0.0-0	0-0	0	0-0	2-44	4	5	0	3-5	0	0	0	0	45
Oct 08	COLUMBIA	63	27	90	10.0-43	5-32	0	0-0	0-0	4	5	0	1-1	0	0	0	0	13
Oct 15	at Central Connecticut	17	64	81	8.0-30	2-13	1	1-0	2-8	0	6	0	1-1	0	0	0	0	25
Oct 22	at BRYANT	28	46	74	9.0-37	3-22	0	0-0	1-0	1	1	0	2-2	0	0	0	0	17
		298	224	522	48.0-189	18-86	2	2-0	8-54	16	28	0	18-20	0	0	0	7	186
Opponents		270	196	466	48.0-239	27-166	3	4-0	2-18	22	21	0	15-16	0	0	0	13	141

		Punting									Field Goals			Kickoffs				
Date	Opponent	no.	yds	avg	long	blkd	tb	fc	50+	i20	md-att	long	blkd	no.	yds	avg	tb	ob
Sept 1	SAINT ANSELM	4	139	34.8	38	0	0	0	0	1	1-2	37	0	7	449	64.1	2	0
Sep 10	CONCORDIA	5	227	45.4	62	0	1	2	1	0	1-1	37	0	7	440	62.9	4	0
Sep 24	at Boston College	10	403	40.3	52	0	1	4	1	1	1-1	34	0	3	191	63.7	2	0
Oct. 1	SACRED HEART	6	233	38.8	48	0	0	1	0	2	2-2	52	0	9	551	61.2	4	0
Oct 08	COLUMBIA	7	258	36.9	44	0	0	2	0	0	2-2	38	0	4	256	64.0	3	0
Oct 15	at Central Connecticut	3	103	34.3	37	0	1	0	0	1	2-4	37	0	6	361	60.2	1	0
Oct 22	at BRYANT	6	222	37.0	51	0	3	0	1	0	1-1	33	0	4	231	57.8	0	0
		41	1585	38.7	62	0	6	9	3	5	10-13	52	0	40	2479	62.0	16	0
Opponents		42	1529	36.4	48	0	3	5	0	3	8-9	42	0	31	1771	57.1	8	1

# 2016 Opponent Statistics

Date	Opponent	Rushing				Receiving				Passing				Kick Returns				Punt Returns				tot off
		no.	yds	td	lg	no.	yds	td	lg	cmp-att-int	yds	td	lg	no.	yds	td	lg	no.	yds	td	lg	
Sept 1	SAINT ANSELM	30	129	1	37	23	267	1	31	23-44-2	267	1	31	5	126	0	33	2	10	0	8	396
Sep 10	CONCORDIA	34	39	0	32	9	77	0	13	9-25-1	77	0	13	3	35	0	15	1	5	0	5	116
Sep 24	at Boston College	56	300	4	41	12	190	2	58	12-20-0	190	2	58	1	44	0	44	2	57	0	53	490
Oct. 1	SACRED HEART	27	108	0	15	23	327	2	42	23-52-2	327	2	42	5	162	1	99	3	14	0	6	435
Oct 08	COLUMBIA	52	162	0	28	16	129	0	21	16-30-0	129	0	21	1	10	0	10	1	20	0	20	291
Oct 15	at Central Connecticut	30	115	1	58	18	243	2	74	18-36-2	243	2	74	5	78	0	22	0	0	0	0	358
Oct 22	at BRYANT	42	142	1	38	14	172	1	23	14-25-1	172	1	23	4	180	1	97	1	0	0	0	314
		271	995	7	58	115	1405	8	74	115-232-8	1405	8	74	24	635	2	99	10	106	0	53	2400
Wagner		232	1161	12	71	110	1434	10	50	110-202-2	1434	10	50	19	326	0	30	17	146	1	77	2595

Games: 7 • Avg/rush: 3.7 • Avg/catch: 12.2 • Pass effic: 104.92 • KR avg: 26.5 • PR avg: 10.6 • All purpose avg/game: 451.3 • Total offense avg/gm: 342.9

		Tackles				Sacks	Fumble		Pass Defense			blkd	PAT Attempts			off		
Date	Opponent	ua	a	total	tfl-yds	no-yds	ff	fr-yds	int-yds	qbh	brup	kick	kick	rush	rcv	saf	t/o	pts
Sept 1	SAINT ANSELM	39	13	52	3.0-11	1-8	0	0-0	1-15	4	4	0	1-1	0	0	0	0	16
Sep 10	CONCORDIA	48	16	64	7.0-33	3-26	0	0-0	0-0	0	5	0	0-0	0	0	0	0	0
Sep 24	at Boston College	25	24	49	11.0-56	5-46	1	0-0	0-0	0	2	0	6-6	0	0	0	0	42
Oct. 1	SACRED HEART	57	23	80	5.0-24	3-17	0	0-0	0-0	5	2	0	2-3	0	0	0	0	20
Oct 08	COLUMBIA	47	24	71	9.0-39	3-29	1	1-0	0-0	9	3	0	0-0	0	0	0	3	15
Oct 15	at Central Connecticut	23	72	95	9.0-49	3-17	1	2-0	1-3	0	3	0	3-3	0	0	0	7	21
Oct 22	at BRYANT	31	24	55	4.0-27	2-23	0	1-0	0-0	4	2	0	3-3	0	0	0	3	27
		270	196	466	48.0-239	27-166	3	4-0	2-18	22	21	0	15-16	0	0	0	13	141
Wagner		298	224	522	48.0-189	18-86	2	2-0	8-54	16	28	0	18-20	0	0	0	7	186

		Punting										Field Goals				Kickoffs				
Date	Opponent	no.	yds	avg	long	blkd	tb	fc	50+	i20	md-att	long	blkd	no.	yds	avg	tb	ob		
Sept 1	SAINT ANSELM	5	156	31.2	36	0	0	0	0	1	1-1	22	0	3	124	41.3	0	0		
Sep 10	CONCORDIA	9	319	35.4	47	0	0	1	0	0	0-0	0	0	1	65	65.0	1	0		
Sep 24	at Boston College	5	151	30.2	41	0	0	2	0	0	0-0	0	0	7	383	54.7	0	1		
Oct. 1	SACRED HEART	7	273	39.0	45	0	1	1	0	0	0-0	0	0	4	219	54.8	1	0		
Oct 08	COLUMBIA	7	292	41.7	48	0	1	0	0	2	5-5	39	0	6	363	60.5	3	0		
Oct 15	at Central Connecticut	6	223	37.2	47	0	1	1	0	0	0-1	0	0	4	242	60.5	1	0		
Oct 22	at BRYANT	3	115	38.3	40	0	0	0	0	0	2-2	42	0	6	375	62.5	2	0		
		42	1529	36.4	48	0	3	5	0	3	8-9	42	0	31	1771	57.1	8	1		
Wagner		41	1585	38.7	62	0	6	9	3	5	10-13	52	0	40	2479	62.0	16	0		

## *2016 Individual Game Highs*

Rushes	24	McKINNON,M vs Sacred Heart (Oct. 1, 2016)
Yards Rushing	157	McKINNON,M vs Sacred Heart (Oct. 1, 2016)
TD Rushes	2	McKINNON,M vs Sacred Heart (Oct. 1, 2016)
Long Rush	71	KNIGHT, Denzel vs Concordia (Sep 10, 2016)
Pass attempts	37	THOMSON, Alex at BRYANT (Oct 22, 2016)
Pass completions	19	THOMSON, Alex at Central Connecticut (Oct 15, 2016)
Yards Passing	276	THOMSON, Alex vs Sacred Heart (Oct. 1, 2016)
TD Passes	3	THOMSON, Alex vs Sacred Heart (Oct. 1, 2016)
Long Pass	50	THOMSON, Alex vs Sacred Heart (Oct. 1, 2016)
Receptions	6	WILLIAMS, John at BRYANT (Oct 22, 2016)
Yards Receiving	112	WILLIAMS, John at BRYANT (Oct 22, 2016)
TD Receptions	1	OWENS, Ryan vs Saint Anselm (Sept 1, 2016)
	1	FOSTER, Keith vs Saint Anselm (Sept 1, 2016)
	1	WILLIAMS, John vs Concordia (Sep 10, 2016)
	1	DALE, Willie vs Concordia (Sep 10, 2016)
	1	FOSTER, Keith vs Sacred Heart (Oct. 1, 2016)
	1	WILLIAMS, John vs Sacred Heart (Oct. 1, 2016)
	1	KNIGHT, Denzel vs Sacred Heart (Oct. 1, 2016)
	1	McKINNON,M vs Columbia (Oct 08, 2016)
	1	PEOPLES,Brandon at Central Connecticut (Oct 15, 2016)
	1	YEVCHINECZ,Andr at BRYANT (Oct 22, 2016)
Long Reception	50	WILLIAMS, John vs Sacred Heart (Oct. 1, 2016)
Field Goals	2	COOPER, James vs Sacred Heart (Oct. 1, 2016)
	2	COOPER, James vs Columbia (Oct 08, 2016)
	2	COOPER, James at Central Connecticut (Oct 15, 2016)
Long Field Goal	52	COOPER, James vs Sacred Heart (Oct. 1, 2016)
Punts	10	RAFANO, Bryan at Boston College (Sep 24, 2016)
Punting Avg	45.4	RAFANO, Bryan vs Concordia (Sep 10, 2016)
Long Punt	62	RAFANO, Bryan vs Concordia (Sep 10, 2016)
Punts inside 20	2	RAFANO, Bryan vs Sacred Heart (Oct. 1, 2016)
Long Punt Return	77	YEVCHINECZ,Andr vs Concordia (Sep 10, 2016)
Long Kickoff Return	30	LABADY,Franklin vs Sacred Heart (Oct. 1, 2016)
Tackles	13	GRAHAM, Santoni at BRYANT (Oct 22, 2016)
Sacks	3.0	HAMPTON,Quintin vs Columbia (Oct 08, 2016)
Tackles For Loss	3.0	GARNER, Tiquan vs Columbia (Oct 08, 2016)
	3.0	HAMPTON,Quintin at BRYANT (Oct 22, 2016)
Interceptions	1	LOWRY, Sterling vs Saint Anselm (Sept 1, 2016)
	1	HAYES, Tim vs Saint Anselm (Sept 1, 2016)
	1	HAYES, Tim vs Concordia (Sep 10, 2016)
	1	FLAHERTY, Jesse vs Sacred Heart (Oct. 1, 2016)
	1	MORRIS, Myron vs Sacred Heart (Oct. 1, 2016)
	1	HAYES, Tim at Central Connecticut (Oct 15, 2016)
	1	FLAHERTY, Jesse at Central Connecticut (Oct 15, 2016)
	1	GILL, Cameron at BRYANT (Oct 22, 2016)



## 2016 Team Game Highs

Rushes	42	vs Sacred Heart (Oct. 1, 2016)
	42	at Central Connecticut (Oct 15, 2016)
Yards Rushing	312	vs Saint Anselm (Sept 1, 2016)
Yards Per Rush	10.8	vs Saint Anselm (Sept 1, 2016)
TD Rushes	3	vs Saint Anselm (Sept 1, 2016)
	3	vs Sacred Heart (Oct. 1, 2016)
Pass attempts	38	at BRYANT (Oct 22, 2016)
Pass completions	19	at Central Connecticut (Oct 15, 2016)
Yards Passing	276	vs Sacred Heart (Oct. 1, 2016)
Yards Per Pass	9.6	at Central Connecticut (Oct 15, 2016)
TD Passes	3	vs Sacred Heart (Oct. 1, 2016)
Total Plays	71	vs Sacred Heart (Oct. 1, 2016)
Total Offense	540	vs Sacred Heart (Oct. 1, 2016)
Yards Per Play	8.1	vs Saint Anselm (Sept 1, 2016)
Points	45	vs Sacred Heart (Oct. 1, 2016)
Sacks By	5	vs Columbia (Oct 08, 2016)
First Downs	23	at Central Connecticut (Oct 15, 2016)
	23	at BRYANT (Oct 22, 2016)
Penalties	12	vs Concordia (Sep 10, 2016)
Penalty Yards	119	vs Sacred Heart (Oct. 1, 2016)
Turnovers	3	at Central Connecticut (Oct 15, 2016)
Interceptions By	2	vs Saint Anselm (Sept 1, 2016)
	2	vs Sacred Heart (Oct. 1, 2016)
	2	at Central Connecticut (Oct 15, 2016)
Punts	10	at Boston College (Sep 24, 2016)
Punting Avg	45.4	vs Concordia (Sep 10, 2016)
Long Punt	62	vs Concordia (Sep 10, 2016)
Punts inside 20	2	vs Sacred Heart (Oct. 1, 2016)
Long Punt Return	77	vs Concordia (Sep 10, 2016)

## 2016 Team Game-by-Game Comparison

Opponent	Score	Total	Rush	Pass	Pen	Number-Yards	Comp-Att-Int	Yards	Plays-Yards	Yards	Overs
SAINT ANSELM	38- 16	21 / 21	12 / 6	9 / 13	0 / 2	29-312 / 30-129	17-31-1 / 23-44-2	176 / 267	60-488 / 74-396	13 / 151	1 / 3
CONCORDIA	38- 0	15 / 8	3 / 2	9 / 4	3 / 2	31-125 / 34-39	18-27-0 / 9-25-1	239 / 77	58-364 / 59-116	96 / 40	0 / 1
Boston College	10-42	7 / 23	2 / 14	3 / 9	2 / 0	22-45 / 56-300	13-25-0 / 12-20-0	62 / 190	47-107 / 76-490	88 / 101	0 / 0
SACRED HEART	45- 20	21 / 22	7 / 5	10 / 13	4 / 4	42-264 / 27-108	15-29-0 / 23-52-2	276 / 327	71-540 / 79-435	131 / 176	0 / 2
COLUMBIA	13- 15	12 / 19	4 / 11	7 / 6	1 / 2	35-121 / 52-162	10-24-0 / 16-30-0	149 / 129	59-270 / 82-291	36 / 30	1 / 0
Central Connecticut	25- 21	23 / 18	8 / 3	12 / 10	3 / 5	42-197 / 30-115	19-28-1 / 18-36-2	270 / 243	70-467 / 66-358	90 / 81	3 / 3
BRYANT	17- 27	23 / 18	7 / 8	11 / 9	5 / 1	31-97 / 42-142	18-38-0 / 14-25-1	262 / 172	69-359 / 67-314	92 / 180	1 / 1
Totals	186- 141	122 / 129	43 / 49	61 / 64	18 / 16	232-1161 / 271-995	110-202-2 / 115-232-8	1434 / 1405	434-2595 / 503-2400	526 / 759	6 / 10

Opponent	3rd Down Conversions	4th Down Conversions	Time of Possession	TOP Margin	Avg Yds/Rush	Avg Yds/Pass	Avg Yds/Play	Punting Number-Avg	Penalties Number-Yards	Sacks
SAINT ANSELM	4-10 / 9-17	0-0 / 1-2	25:11 / 34:49	-9:38	10.8 / 4.3	5.7 / 6.1	8.1 / 5.4	4-34.8 / 5-31.2	9-70 / 7-65	0 / 1
CONCORDIA	6-14 / 5-16	0-1 / 0-2	30:11 / 29:49	0:22	4.0 / 1.1	8.9 / 3.1	6.3 / 2.0	5-45.4 / 9-35.4	12-92 / 3-35	2 / 3
Boston College	2-13 / 7-15	0-0 / 2-3	22:48 / 37:12	-14:24	2.0 / 5.4	2.5 / 9.5	2.3 / 6.4	10-40.3 / 5-30.2	1-5 / 7-85	0 / 5
SACRED HEART	6-14 / 5-16	0-0 / 0-3	34:32 / 25:28	9:04	6.3 / 4.0	9.5 / 6.3	7.6 / 5.5	6-38.8 / 7-39.0	11-119 / 9-93	0 / 3
COLUMBIA	3-14 / 7-21	1-2 / 3-3	26:52 / 33:08	-6:16	3.5 / 3.1	6.2 / 4.3	4.6 / 3.5	7-36.9 / 7-41.7	6-53 / 8-78	5 / 3
Central Connecticut	4-12 / 5-16	1-1 / 0-1	33:12 / 26:48	6:24	4.7 / 3.8	9.6 / 6.8	6.7 / 5.4	3-34.3 / 6-37.2	10-106 / 10-107	2 / 3
BRYANT	6-17 / 4-13	2-4 / 2-4	26:21 / 33:39	-7:18	3.1 / 3.4	6.9 / 6.9	5.2 / 4.7	6-37.0 / 3-38.3	5-30 / 10-97	3 / 2
Totals	31-94 / 42-114	4-8 / 8-18	199:07 / 220:53	-21:46	5.0 / 3.7	7.1 / 6.1	6.0 / 4.8	41-38.7 / 42-36.4	54-475 / 54-560	12 / 20

## 2016 Wagner By-Quarter Statistics

Date	Opponent	Score	Overall	1st Qtr	2nd Qtr	3rd Qtr	4th Qtr	Overtime
Sept 1, 2016	SAINT ANSELM	W 38-16	4-10 40.0	1-3 33.3	0-1 0.0	2-4 50.0	1-2 50.0	
Sept 10, 2016	CONCORDIA	W 38-0	6-14 42.9	0-2 0.0	2-5 40.0	1-3 33.3	3-4 75.0	
Sept 24, 2016	at Boston College	L 10-42	2-13 15.4	0-3 0.0	1-4 25.0	0-4 0.0	1-2 50.0	
Oct. 1, 2016	SACRED HEART	W 45-20	6-14 42.9	4-5 80.0	2-3 66.7	0-3 0.0	0-3 0.0	
Oct 08, 2016	COLUMBIA	L 13-15	3-14 21.4	0-2 0.0	2-3 66.7	0-3 0.0	1-6 16.7	
Oct 15, 2016	at Central Connecticut	W 25-21	4-12 33.3	0-1 0.0	0-3 0.0	0-4 0.0	4-4 100.0	
Oct 22, 2016	at BRYANT	L 17-27	6-17 35.3	1-4 25.0	3-5 60.0	1-4 25.0	1-4 25.0	
	Wagner		31-94 33.0	6-20 30.0	10-24 41.7	4-25 16.0	11-25 44.0	0-0 0.0
	Opponents		42-114 36.8	16-31 51.6	7-25 28.0	12-32 37.5	7-26 26.9	0-0 0.0

#### 4th-Down Conversions

Date	Opponent	Score	Overall	1st Qtr	2nd Qtr	3rd Qtr	4th Qtr	Overtime
Sept 1, 2016	SAINT ANSEL	W 38-16	0-0 0.0	0-0 0.0	0-0 0.0	0-0 0.0	0-0 0.0	
Sept 10, 2016	CONCORDIA	W 38-0	0-1 0.0	0-1 0.0	0-0 0.0	0-0 0.0	0-0 0.0	
Sept 24, 2016	at Boston College	L 10-42	0-0 0.0	0-0 0.0	0-0 0.0	0-0 0.0	0-0 0.0	
Oct. 1, 2016	SACRED HEART	W 45-20	0-0 0.0	0-0 0.0	0-0 0.0	0-0 0.0	0-0 0.0	
Oct 08, 2016	COLUMBIA	L 13-15	1-2 50.0	0-0 0.0	0-0 0.0	0-0 0.0	1-2 50.0	
Oct 15, 2016	at Central Connecticut	W 25-21	1-1 100.0	0-0 0.0	0-0 0.0	1-1 100.0	0-0 0.0	
Oct 22, 2016	at BRYANT	L 17-27	2-4 50.0	0-1 0.0	0-0 0.0	0-0 0.0	2-3 66.7	
	Wagner		4-8 50.0	0-2 0.0	0-0 0.0	1-1 100.0	3-5 60.0	
	Opponents		8-18 44.4	1-3 33.3	4-4 100.0	2-3 66.7	1-8 12.5	0-0 0.0

Time of Possession

Date	Opponent	Score	Overall	1st Qtr	2nd Qtr	3rd Qtr	4th Qtr	Overtime
Sept 1, 2016	SAINT ANSELM	W 38-16	25:11	7:43	5:32	7:40	4:16	
Sept 10, 2016	CONCORDIA	W 38-0	30:11	5:29	8:30	8:01	8:11	
Sept 24, 2016	at Boston College	L 10-42	22:48	4:42	7:35	6:41	3:50	
Oct 1, 2016	SACRED HEART	W 45-20	34:32	9:31	11:17	5:54	7:50	
Oct 08, 2016	COLUMBIA	L 13-15	26:52	5:43	8:47	5:27	6:55	
Oct 15, 2016	at Central Connecticut	W 25-21	33:12	6:05	9:55	7:09	10:03	
Oct 22, 2016	at BRYANT	L 17-27	26:21	8:03	5:20	8:41	4:17	
	Wagner	Total	199:07	47:16	56:56	49:33	45:22	0:00
		Avg.	28:26	6:45	8:08	7:04	6:28	0:00
	Opponents	Total	220:53	57:44	48:04	55:27	59:38	0:00
		Avg.	31:33	8:14	6:52	7:55	8:31	0:00

## 2016 Wagner Red-Zone Results

			Times In RZ	Times Scored	Total Pts	Rush TDs	Pass TDs	FGs Made	Failed to score inside RZ					
Date	Opponent	Score							FGA	Down	Int	Fumb	Half	Game
Sep 1, 2016	SAINT ANSELM	W 38-16	3	3	17	2	1	1	1	0	0	0	0	0
Sep 10, 2016	CONCORDIA	W 38-0	5	4	24	3	1	2	1	0	1	0	0	0
Sep 24, 2016	at Boston College	L 10-42	1	1	3	0	0	0	1	0	0	0	0	0
Oct. 1, 2016	SACRED HEART	W 45-20	2	2	13	2	1	1	0	0	0	0	0	0
Oct 08, 2016	COLUMBIA	L 13-15	1	1	3	0	0	0	1	0	0	0	0	0
Oct 15, 2016	at Central Connecticut	W 25-21	6	4	18	2	1	1	2	0	1	0	1	0
Oct 22, 2016	at BRYANT	L 17-27	3	2	10	1	1	0	1	0	1	0	0	0
Totals			21	17	88	10	5	5	7	0	3	0	1	0
17 of 21 (81.0%)														

### Opponents Inside Wagner Red-Zone

			Times In RZ	Times Scored	Total Pts	Rush TDs	Pass TDs	FGs Made	Failed to score inside RZ					
Date	Opponent	Score							FGA	Down	Int	Fumb	Half	Game
Sept 1, 2016	SAINT ANSELM	W 38-16	3	2	9	1	0	1	1	0	0	1	0	0
Sept 10, 2016	CONCORDIA	W 38-0	0	0	0	0	0	0	0	0	0	0	0	0
Sep 24, 2016	at Boston College	L 10-42	6	5	35	5	4	1	0	0	1	0	0	0
Oct. 1, 2016	SACRED HEART	W 45-20	3	1	6	1	0	1	0	0	1	1	0	0
Oct 08, 2016	COLUMBIA	L 13-15	5	5	15	0	0	0	5	0	0	0	0	0
Oct 15, 2016	at Central Connecticut	W 25-21	2	1	7	1	1	0	0	0	1	0	0	0
Oct 22, 2016	at BRYANT	L 17-27	3	2	10	1	1	0	1	0	1	0	0	0
Totals			22	16	82	9	6	3	7	0	4	2	0	0
16 of 22 (72.7%)														

# NEC Stats

2016 Northeast Team Statistics 10/22/16

SCORING OFFENSE		G	TD	XP	2XP	DXP	FG	Saf	Pts	Avg
1. BRYANT.....	7	26	20	2	0	6	0	198	28.3	
2. Duquesne.....	7	24	18	1	0	11	0	197	28.1	
3. Sacred Heart.....	7	27	22	0	0	4	0	196	28.0	
4. WAGNER.....	7	23	18	0	0	10	0	186	26.6	
5. Saint Francis.....	8	26	26	0	0	9	0	209	26.1	
6. Central Connecticut.....	7	20	17	2	0	7	0	162	23.1	
7. Robert Morris.....	8	11	10	0	0	3	0	85	10.6	
SCORING DEFENSE		G	TD	XP	2XP	DXP	FG	Saf	Pts	Avg
1. Saint Francis.....	8	15	13	1	0	11	0	138	17.2	
2. Sacred Heart.....	7	15	12	0	0	7	0	123	17.6	
3. WAGNER.....	7	17	15	0	0	8	0	141	20.1	
4. Robert Morris.....	8	24	22	0	0	10	0	196	24.5	
5. Duquesne.....	7	26	22	0	0	5	0	193	27.6	
6. BRYANT.....	7	26	24	1	0	5	0	197	28.1	
7. Central Connecticut.....	7	33	28	1	0	6	0	246	35.1	
PASS OFFENSE		G	Att	Cmp	Int	Pct.	Yds	Avg	TD	Yds/G
1. Duquesne.....	7	256	140	8	54.7	1854	7.2	14	264.9	
2. BRYANT.....	7	254	140	11	55.1	1795	7.1	15	256.4	
3. Central Connecticut.....	7	266	159	7	59.8	1749	6.6	10	249.9	
4. WAGNER.....	7	202	110	2	54.5	1434	7.1	10	204.9	
5. Sacred Heart.....	7	208	108	8	51.9	1386	6.7	10	198.0	
6. Saint Francis.....	8	203	115	6	56.7	1538	7.6	11	192.2	
7. Robert Morris.....	8	202	90	11	44.6	783	3.9	5	97.9	
PASS DEFENSE		G	Att	Cmp	Int	Pct.	Yds	Avg	TD	Yds/G
1. Sacred Heart.....	7	246	109	5	44.3	1233	5.0	6	176.1	
2. Saint Francis.....	8	239	117	14	49.0	1444	6.0	7	180.5	
3. Duquesne.....	7	169	84	5	49.7	1264	7.5	10	180.6	
4. WAGNER.....	7	232	115	8	49.6	1405	6.1	8	200.7	
5. Robert Morris.....	8	221	123	5	55.7	1706	7.7	15	213.2	
6. BRYANT.....	7	255	137	5	53.7	1603	6.3	13	229.0	
7. Central Connecticut.....	7	220	151	5	68.6	1838	8.4	16	262.6	
KICKOFF RETURNS		G	Ret	Yds	TD	Avg				
1. Sacred Heart.....	7	18	467	1	25.9					
2. Robert Morris.....	8	25	638	2	25.5					
3. BRYANT.....	7	24	591	1	24.6					
4. Saint Francis.....	8	24	495	1	20.6					
5. Central Connecticut.....	7	32	641	0	20.0					
6. Duquesne.....	7	22	427	0	19.4					
7. WAGNER.....	7	19	326	0	17.2					
PUNTING		G	No.	Yards	Avg/P	PR	Avg	TB	Net/P	
1. Duquesne.....	7	31	1201	38.7	54	1.7	2	35.4		
2. Robert Morris.....	8	62	2251	36.3	46	0.7	2	34.8		
3. Saint Francis.....	8	48	1765	36.8	86	1.8	3	33.4		
4. BRYANT.....	7	26	926	35.6	78	3.0	0	32.6		
5. WAGNER.....	7	41	1585	38.7	106	2.6	6	32.4		
6. Sacred Heart.....	7	49	1778	36.3	94	1.9	7	30.8		
7. Central Connecticut.....	7	33	1203	36.5	221	6.7	3	27.5		
TURNOVER MARGIN		---Gained--- ---Lost---								
	G	Fum	Int	Tot	Fum	Int	Tot	Mar	Per/G	
1. Saint Francis.....	8	6	14	20	4	6	10	+10	1.25	
2. WAGNER.....	7	2	8	10	4	2	6	+4	0.57	
3. Sacred Heart.....	7	7	5	12	4	8	12	+0	0.00	
4. Central Connecticut.....	7	8	5	13	9	7	16	-3	-0.43	
5. Duquesne.....	7	7	5	12	7	8	15	-3	-0.43	
6. Robert Morris.....	8	6	5	11	5	11	16	-5	-0.62	
7. BRYANT.....	7	3	5	8	3	11	14	-6	-0.86	
RUSHING OFFENSE		G	Att	Yds	Avg	TD	Yds/G			
1. Sacred Heart.....	7	317	1603	5.1	15	229.0				
2. WAGNER.....	7	232	1161	5.0	12	165.9				
3. Duquesne.....	7	275	1158	4.2	8	165.4				
4. Saint Francis.....	8	289	1126	3.9	12	140.8				
5. BRYANT.....	7	207	723	3.5	9	103.3				
6. Central Connecticut.....	7	216	672	3.1	8	96.0				
7. Robert Morris.....	8	228	402	1.8	2	50.2				
RUSHING DEFENSE		G	Rushes	Yards	Avg.	TD	Yds/G			
1. Saint Francis.....	8	287	837	2.9	7	104.6				
2. Sacred Heart.....	7	250	841	3.4	9	120.1				
3. BRYANT.....	7	246	878	3.6	11	125.4				
4. Duquesne.....	7	258	958	3.7	14	136.9				
5. WAGNER.....	7	271	995	3.7	7	142.1				
6. Robert Morris.....	8	340	1231	3.6	8	153.9				
7. Central Connecticut.....	7	279	1111	4.0	13	158.7				
TOTAL OFFENSE		G	Rush	Pass	Plays	Yards	Avg/P	TD	Yds/G	
1. Duquesne.....	7	1158	1854	531	3012	5.7	22	430.3		
2. Sacred Heart.....	7	1603	1386	525	2989	5.7	25	427.0		
3. WAGNER.....	7	1161	1434	434	2595	6.0	22	370.7		
4. BRYANT.....	7	723	1795	461	2518	5.5	24	359.7		
5. Central Connecticut.....	7	672	1749	482	2421	5.0	18	345.9		
6. Saint Francis.....	8	1126	1538	492	2664	5.4	23	333.0		
7. Robert Morris.....	8	402	783	430	1185	2.8	7	148.1		
TOTAL DEFENSE		G	Rush	Pass	Plys	Yards	Avg	TD	Yds/G	

1. Saint Francis.....	8	837	1444	526	2281	4.3	14	285.1
2. Sacred Heart.....	7	841	1233	496	2074	4.2	15	296.3
3. Duquesne.....	7	958	1264	427	2222	5.2	24	317.4
4. WAGNER.....	7	995	1405	503	2400	4.8	15	342.9
5. BRYANT.....	7	878	1603	501	2481	5.0	24	354.4
6. Robert Morris.....	8	1231	1706	561	2937	5.2	23	367.1
7. Central Connecticut.....	7	1111	1838	499	2949	5.9	29	421.3

PUNT RETURN AVG	G	Ret	Yds	TD	Avg
1. Central Connecticut.....	7	12	196	0	16.3
2. Robert Morris.....	8	23	217	1	9.4
3. WAGNER.....	7	17	146	1	8.6
4. Sacred Heart.....	7	24	202	0	8.4
5. Saint Francis.....	8	20	136	0	6.8
6. BRYANT.....	7	11	32	0	2.9
7. Duquesne.....	7	13	12	0	0.9

PASS EFFICIENCY	G	Att	Cmp	Pct	Int	Yds	TD	Effic
1. Saint Francis.....	8	203	115	.567	6	1538	11	132.3
2. WAGNER.....	7	202	110	.545	2	1434	10	128.4
3. Duquesne.....	7	256	140	.547	8	1854	14	127.3
4. BRYANT.....	7	254	140	.551	11	1795	15	125.3
5. Central Connecticut.....	7	266	159	.598	7	1749	10	122.1
6. Sacred Heart.....	7	208	108	.519	8	1386	10	116.1
7. Robert Morris.....	8	202	90	.446	11	783	5	74.4

PASS DEF EFFICIENCY	G	Att	Cmp	Int	Pct.	Yds	TD	Effic
1. Sacred Heart.....	7	246	109	5	44.3	1233	6	90.4
2. Saint Francis.....	8	239	117	14	49.0	1444	7	97.7
3. WAGNER.....	7	232	115	8	49.6	1405	8	104.9
4. BRYANT.....	7	255	137	5	53.7	1603	13	119.4
5. Duquesne.....	7	169	84	5	49.7	1264	10	126.1
6. Robert Morris.....	8	221	123	5	55.7	1706	15	138.4
7. Central Connecticut.....	7	220	151	5	68.6	1838	16	158.3

FIRST DOWNS	G	Rush	Pass	Pen	Total
1. Duquesne.....	7	65	86	14	165
2. Sacred Heart.....	7	70	56	11	137
3. BRYANT.....	7	39	80	15	134
4. Central Connecticut.....	7	34	79	17	130
5. Saint Francis.....	8	49	64	13	126
6. WAGNER.....	7	43	61	18	122
7. Robert Morris.....	8	27	33	16	76

OPPONENT 1ST DOWNS	G	Rush	Pass	Pen	Total
1. Duquesne.....	7	48	46	10	104
2. Sacred Heart.....	7	37	56	20	113
3. WAGNER.....	7	49	64	16	129
4. Robert Morris.....	8	51	71	17	139
5. BRYANT.....	7	47	78	18	143
6. Saint Francis.....	8	52	64	27	143
7. Central Connecticut.....	7	61	88	14	163

SACKS BY	G	Sacks	Yards
1. Saint Francis.....	8	30	219
2. Sacred Heart.....	7	22	139
3. Robert Morris.....	8	20	136
4. Central Connecticut.....	7	14	75
5. BRYANT.....	7	13	82
6. WAGNER.....	7	12	86
7. Duquesne.....	7	12	86

PENALTIES	G	No	Yds	Avg/G
1. Duquesne.....	7	41	359	51.3
2. Robert Morris.....	8	60	502	62.8
3. BRYANT.....	7	49	443	63.3
4. Central Connecticut.....	7	55	450	64.3
5. WAGNER.....	7	54	475	67.9
6. Saint Francis.....	8	61	666	83.2
7. Sacred Heart.....	7	58	597	85.3

OPPONENT PENALTIES	G	No	Yds	Avg/G
1. Central Connecticut.....	7	49	562	80.3
2. WAGNER.....	7	54	560	80.0
3. BRYANT.....	7	59	495	70.7
4. Robert Morris.....	8	55	515	64.4
5. Sacred Heart.....	7	48	441	63.0
6. Duquesne.....	7	47	433	61.9
7. Saint Francis.....	8	49	405	50.6



# NEC Stats

2016 Northeast Individual Statistics 10/22/16

RED ZONE OFFENSE	G	RedZone	Percent	TDs	R/P	FG-AT	Fumb/Int/Downs/Other
1. Duquesne.....	7	23-28	82.1	16	6/10	7-9	0/ 0/ 1/ 2
2. Saint Francis.....	8	22-27	81.5	16	10/6	6-10	0/ 1/ 0/ 0
3. WAGNER.....	7	17-21	81.0	10	5/5	7-7	1/ 0/ 3/ 0
4. BRYANT.....	7	21-27	77.8	18	9/9	3-4	0/ 3/ 2/ 0
5. Sacred Heart.....	7	21-27	77.8	17	12/5	4-6	0/ 1/ 3/ 0
6. Central Connecticut.....	7	18-24	75.0	13	7/6	5-7	0/ 0/ 2/ 2
7. Robert Morris.....	8	8-15	53.3	5	2/3	3-7	1/ 1/ 1/ 0

RED ZONE DEFENSE	G	RedZone	Percent	TDs	R/P	FG-AT	Fumb/Int/Downs/Other
1. Robert Morris.....	8	24-35	68.6	17	7/10	7-11	1/ 0/ 4/ 2
2. WAGNER.....	7	16-22	72.7	9	6/3	7-7	0/ 2/ 4/ 0
3. Sacred Heart.....	7	13-17	76.5	10	7/3	3-5	1/ 0/ 1/ 0
4. BRYANT.....	7	23-29	79.3	18	10/8	5-7	0/ 1/ 3/ 0
5. Saint Francis.....	8	20-25	80.0	10	6/4	10-13	2/ 0/ 0/ 0
6. Central Connecticut.....	7	26-32	81.2	23	12/11	3-4	2/ 0/ 1/ 2
7. Duquesne.....	7	21-25	84.0	17	12/5	4-5	1/ 0/ 0/ 2

3RD-DN CONVERSIONS	G	Conv	Att	Pct
1. Duquesne.....	7	45	108	41.7
2. Sacred Heart.....	7	42	110	38.2
3. BRYANT.....	7	34	92	37.0
4. Saint Francis.....	8	40	112	35.7
5. Central Connecticut.....	7	36	103	35.0
6. WAGNER.....	7	31	94	33.0
7. Robert Morris.....	8	16	103	15.5

OPP 3RD-DN CONVERT	G	Conv	Att	Pct
1. Saint Francis.....	8	32	114	28.1
2. Sacred Heart.....	7	33	114	28.9
3. Duquesne.....	7	28	90	31.1
4. Robert Morris.....	8	43	129	33.3
5. WAGNER.....	7	42	114	36.8
6. Central Connecticut.....	7	39	96	40.6
7. BRYANT.....	7	47	112	42.0

SACKS AGAINST	G	Sacks	Yards
1. Sacred Heart.....	7	5	24
2. Central Connecticut.....	7	12	81
3. Duquesne.....	7	13	92
4. Saint Francis.....	8	16	104
5. BRYANT.....	7	18	127
6. WAGNER.....	7	20	166
7. Robert Morris.....	8	32	245

FIELD GOALS	G	Made	Att	Pct
1. WAGNER.....	7	10	13	.769
2. BRYANT.....	7	6	8	.750
3. Duquesne.....	7	11	15	.733
4. Central Connecticut.....	7	7	10	.700
5. Sacred Heart.....	7	4	6	.667
6. Saint Francis.....	8	9	15	.600
7. Robert Morris.....	8	3	8	.375

PAT KICKING	G	Made	Att	Pct
1. Saint Francis.....	8	26	26	1.000
Central Connecticut.....	7	17	17	1.000
Robert Morris.....	8	10	10	1.000
4. WAGNER.....	7	18	20	.900
5. Sacred Heart.....	7	22	25	.880
6. BRYANT.....	7	20	23	.870
7. Duquesne.....	7	18	22	.818

TIME OF POSSESSION	G	Total Time	Avg/G
1. Duquesne.....	7	227:36	32:30
2. Saint Francis.....	8	246:02	30:45
3. Sacred Heart.....	7	210:52	30:07
4. BRYANT.....	7	207:26	29:38
5. WAGNER.....	7	199:07	28:26
6. Central Connecticut.....	7	193:37	27:39
7. Robert Morris.....	8	214:32	26:49

KICKOFF COVERAGE	G	No. Yards	Avg	Retn	TB	NetAvg
1. Central Connecticut.....	7	33	2087	63.2	461	11 40.9
2. Duquesne.....	7	41	2247	54.8	367	9 40.4
3. Saint Francis.....	8	41	2398	58.5	593	9 38.5
4. BRYANT.....	7	38	2138	56.3	463	9 38.2
5. Robert Morris.....	8	22	1400	63.6	266	12 37.9
6. WAGNER.....	7	40	2479	62.0	635	16 36.1
7. Sacred Heart.....	7	35	1756	50.2	520	2 33.9

RUSHING	Team	Cl	G	Att	Yds	Avg	TD	Long	Yds/G
1. HINES, A.J.....	DUQ	FR	7	149	812	5.4	6	41	116.0
2. BAGLEY, Marcus.....	SFU	JR	7	156	714	4.6	1	39	102.0
3. KNIGHT, Denzel.....	WAG	JR	7	61	540	8.9	4	71	77.1
4. IMEOKPARIA, Ose.....	SHU	SR	7	94	535	5.7	2	80	76.4
5. CHAVIOUS, Nate.....	SHU	SR	7	89	532	6.0	6	52	76.0
6. McKINNON, M.....	WAG	SR	7	100	452	4.5	6	43	64.6
7. NASH, Cameron.....	CCSU	JR	7	93	406	4.4	2	58	58.0
8. NOEL, R.J.....	SHU	SR	7	63	286	4.5	3	29	40.9

PASSING AVG/GAME	Team	Cl	G	Att	Cmp	Int	Pct.	Yds	TD	Avg/G
1. BUECHEL, Dillon.....	DUQ	SR	7	255	140	8	54.9	1854	14	264.9
2. EASTON, Dalton.....	BRY	SR	7	253	140	11	55.3	1795	15	256.4
3. DOLEGALA, Jacob.....	CCSU	SO	7	262	158	7	60.3	1744	10	249.1
4. THOMSON, Alex.....	WAG	JR	7	200	109	2	54.5	1402	10	200.3
5. NOEL, R.J.....	SHU	SR	7	204	107	8	52.5	1384	10	197.7
6. DRAYER, Zack.....	SFU	SR	8	202	114	6	56.4	1505	11	188.1
7. ROMANCHAK, A.....	RMU	FR	6	119	56	8	47.1	424	1	70.7

TOTAL OFFENSE	Team	Cl	G	Rush	Pass	Plays	Total	Yds/G
1. BUECHEL, Dillon.....	DUQ	SR	7	-83	1854	271	1771	253.0
2. DOLEGALA, Jacob.....	CCSU	SO	7	-3	1744	305	1741	248.7
3. EASTON, Dalton.....	BRY	SR	7	-59	1795	286	1736	248.0
4. NOEL, R.J.....	SHU	SR	7	286	1384	267	1670	238.6
5. THOMSON, Alex.....	WAG	JR	7	36	1402	243	1438	205.4
6. DRAYER, Zack.....	SFU	SR	8	41	1505	254	1546	193.2
7. HINES, A.J.....	DUQ	FR	7	812	0	149	812	116.0
8. BAGLEY, Marcus.....	SFU	JR	7	714	0	156	714	102.0
9. KNIGHT, Denzel.....	WAG	JR	7	540	0	61	540	77.1
10. IMEOKPARIA, Ose.....	SHU	SR	7	535	0	94	535	76.4

RECEPTIONS/GAME	Team	Cl	G	Rec	Yds	TD	Long	Avg/C	Rec/G
1. LEWIS, Kamron.....	SFU	SO	8	47	854	5	83	18.2	5.88
2. WEBB, Moses.....	SHU	SR	7	40	495	3	68	12.4	5.71
3. CAPERS, Wayne.....	DUQ	SR	7	35	658	6	65	18.8	5.00
4. BARTHELETTE, T.....	BRY	SR	7	32	547	6	64	17.1	4.57
5. ROBERTS, Blair.....	DUQ	SR	6	25	356	2	41	14.2	4.17
6. HEBERT, Dan.....	CCSU	SR	6	23	225	0	35	9.8	3.83
7. O'NEILL, Andrew.....	SHU	JR	7	24	331	3	39	13.8	3.43
NASH, Cameron.....	CCSU	JR	7	24	177	0	25	7.4	3.43
9. FIELDS, Joey.....	CCSU	JR	7	23	354	3	74	15.4	3.29
SMITH, KJ.....	CCSU	SO	7	23	322	3	62	14.0	3.29

RECEIVE YDS/GAME	Team	Cl	G	Rec	Yds	TD	Long	Avg/C	Yds/G
1. LEWIS, Kamron.....	SFU	SO	8	47	854	5	83	18.2	106.8
2. CAPERS, Wayne.....	DUQ	SR	7	35	658	6	65	18.8	94.0
3. BARTHELETTE, T.....	BRY	SR	7	32	547	6	64	17.1	78.1
4. WEBB, Moses.....	SHU	SR	7	40	495	3	68	12.4	70.7
5. ROBERTS, Blair.....	DUQ	SR	6	25	356	2	41	14.2	59.3
6. FIELDS, Joey.....	CCSU	JR	7	23	354	3	74	15.4	50.6
7. WILLIAMS, John.....	WAG	JR	7	16	347	2	50	21.7	49.6
8. O'NEILL, Andrew.....	SHU	JR	7	24	331	3	39	13.8	47.3
9. SMITH, KJ.....	CCSU	SO	7	23	322	3	62	14.0	46.0
10. CRAWFORD, N.....	DUQ	SO	7	21	304	3	39	14.5	43.4

ALL PURPOSE	Team	Cl	G	Rush	Rcv	PR	KR	Yds	Avg/G
1. HINES, A.J.....	DUQ	FR	7	812	136	0	19	967	138.1
2. CHAVIOUS, Nate.....	SHU	SR	7	532	31	0	265	828	118.3
3. BAGLEY, Marcus.....	SFU	JR	7	714	95	0	0	809	115.6
4. LEWIS, Kamron.....	SFU	SO	8	0	854	14	17	885	110.6
5. SATCHEL, Dante.....	RMU	SO	6	237	24	0	388	649	108.2
6. SEWALL, Matt.....	BRY	JR	7	48	286	39	343	716	102.3
7. IMEOKPARIA, Ose.....	SHU	SR	7	535	135	0	0	670	95.7
8. CAPERS, Wayne.....	DUQ	SR	7	6	658	0	0	664	94.9
9. McKINNON, M.....	WAG	SR	7	452	159	0	23	634	90.6
10. NASH, Cameron.....	CCSU	JR	7	406	177	0	7	590	84.3

INTERCEPTIONS	Team	Cl	G	Int	Yds	TD	Long	Int/G
1. JEROME, Lorenzo.....	SFU	SR	8	6	57	0	28	0.75
2. HAYES, Tim.....	WAG	SR	7	3	10	0	8	0.43
3. HINTON, Tymir.....	CCSU	SO	7	2	65	1	65	0.29
HUGHES, Danny.....	BRY	SO	7	2	49	0	49	0.29
FLAHERTY, Jesse.....	WAG	JR	7	2	29	0	29	0.29
WHITAKER, K.....	SHU	SR	7	2	7	0	7	0.29
7. WELLS, Jalen.....	SFU	JR	8	2	40	1	40	0.25
DUNCAN, Malik.....	SFU	JR	8	2	9	0	9	0.25
9. ISTACHE, J.....	DUQ	SO	6	1	26	0	26	0.17
MORRIS, Myron.....	WAG	FR	6	1	15	0	15	0.17

PASS EFFICIENCY	Team	Cl	G	Att	Cmp	Int	Pct.	Yds	TD	Eff.
1. DRAYER, Zack.....	SFU	SR	8	202	114	6	56.4	1505	11	131.0
2. THOMSON, Alex.....	WAG	JR	7	200	109	2	54.5	1402	10	127.9
3. BUECHEL, Dillon.....	DUQ	SR	7	255	140	8	54.9	1854	14	127.8
4. EASTON, Dalton.....	BRY	SR	7	253	140	11	55.3	1795	15	125.8
5. DOLEGALA, Jacob.....	CCSU	SO	7	262	158	7	60.3	1744	10	123.5
6. NOEL, R.J.....	SHU	SR	7	204	107	8	52.5	1384	10	117.8
7. ROMANCHAK, A.....	RMU	FR	6	119	56	8	47.1	424	1	66.3

PUNT RETURN AVG	Team	Cl	G	Ret	Yds	TD	Long	Avg
1. ROBINSON, W.....	RMU	SO	6	17	206	1	81	12.1
2. O'NEILL, Andrew.....	SHU	JR	7	22	199	0	54	9.0

KICK RETURN AVG	Team	Cl	G	Ret	Yds	TD	Long	Avg
1. BAGLEY, Tajik.....	CCSU	FR	6	13	333	0	80	25.6

# NEC Stats

PUNTING			Team	Cl	G	Punts	Yds	Long	Avg			
1.	CRIMMINS, Austi.....	DUQ	SR	7	30	1170	60	39.0				
2.	RAFANO, Bryan.....	WAG	SR	7	41	1585	62	38.7				
3.	CHECK, Adam.....	RMU	SO	8	61	2251	53	36.9				
4.	FINNEY, Alec.....	SHU	SR	7	45	1657	51	36.8				
5.	CHRETIEN, Drew.....	BRY	SR	7	26	926	51	35.6				
6.	DRAYER, Zack.....	SFU	SR	8	39	1384	53	35.5				
7.	DESAUTELS, B.....	CCSU	FR	6	21	738	47	35.1				
SCORING			Team	Cl	G	TD	XPT	FG	2XP	Pts	Pts/G	
1.	CRIMMINS, Austi.....	DUQ	SR	7	0	18	11	0	51	7.3		
2.	COOPER, James.....	WAG	SR	7	0	18	10	0	48	6.9		
3.	GEESEY, Lance.....	SFU	SR	8	0	26	9	0	53	6.6		
4.	PEREZ, Ricky.....	BRY	SR	6	0	19	6	0	37	6.2		
5.	McKINNON, M.....	WAG	SR	7	7	0	0	0	42	6.0		
	CHAVIOUS, Nate.....	SHU	SR	7	7	0	0	0	42	6.0		
	HINES, A.J.....	DUQ	FR	7	7	0	0	0	42	6.0		
8.	GROTH, Ed.....	CCSU	SR	7	0	17	7	0	38	5.4		
	SEWALL, Matt.....	BRY	JR	7	6	0	0	2	38	5.4		
10.	CAPERS, Wayne.....	DUQ	SR	7	6	0	0	0	36	5.1		
SCORING (TDs)			Team	Cl	G	TD	Rush	Pass	Ret	PAT	Pts	Pts/G
1.	HINES, A.J.....	DUQ	FR	7	7	6	1	0	0	42	6.0	
	McKINNON, M.....	WAG	SR	7	7	6	1	0	0	42	6.0	
	CHAVIOUS, Nate.....	SHU	SR	7	7	6	0	1	0	42	6.0	
4.	SEWALL, Matt.....	BRY	JR	7	6	1	4	1	1	38	5.4	
5.	BARTHELETTE, T.....	BRY	SR	7	6	0	6	0	0	36	5.1	
	CAPERS, Wayne.....	DUQ	SR	7	6	0	6	0	0	36	5.1	
7.	KNIGHT, Denzel.....	WAG	JR	7	5	4	1	0	0	30	4.3	
8.	LEWIS, Kamron.....	SFU	SO	8	5	0	5	0	0	30	3.8	
	DRAYER, Zack.....	SFU	SR	8	5	5	0	0	0	30	3.8	
10.	TAUTE, Hunter.....	BRY	JR	7	4	4	0	0	0	24	3.4	
SCORING (KICK)			Team	Cl	G	PATs	FGs	Pts	Pts/G			
1.	CRIMMINS, Austi.....	DUQ	SR	7	18-22	11-15	51	7.3				
2.	COOPER, James.....	WAG	SR	7	18-20	10-13	48	6.9				
3.	GEESEY, Lance.....	SFU	SR	8	26-26	9-15	53	6.6				
4.	PEREZ, Ricky.....	BRY	SR	6	19-20	6-8	37	6.2				
5.	GROTH, Ed.....	CCSU	SR	7	17-17	7-10	38	5.4				
6.	FINNEY, Alec.....	SHU	SR	7	22-25	4-6	34	4.9				
	SHENNAN, Connor.....	RMU	SR	8	10-10	3-8	19	2.4				
8.	CHRETIEN, Drew.....	BRY	SR	7	1-3	0-0	1	0.1				
FIELD GOALS			Team	Cl	G	FG	FGA	Pct.	FG/G			
1.	CRIMMINS, Austi.....	DUQ	SR	7	11	15	73.3	1.57				
2.	COOPER, James.....	WAG	SR	7	10	13	76.9	1.43				
3.	GEESEY, Lance.....	SFU	SR	8	9	15	60.0	1.12				
4.	PEREZ, Ricky.....	BRY	SR	6	6	8	75.0	1.00				
	GROTH, Ed.....	CCSU	SR	7	7	10	70.0	1.00				
6.	FINNEY, Alec.....	SHU	SR	7	4	6	66.7	0.57				
7.	SHENNAN, Connor.....	RMU	SR	8	3	8	37.5	0.38				
FIELD GOAL PCT			Team	Cl	G	FG	FGA	Long	Pct.			
1.	CRIMMINS, Austi.....	DUQ	SR	7	11	15	45	73.3				
PAT KICKING PCT			Team	Cl	G	Made	Att	Pct.				
1.	GEESEY, Lance.....	SFU	SR	8	26	26	100.0					
	GROTH, Ed.....	CCSU	SR	7	17	17	100.0					
3.	PEREZ, Ricky.....	BRY	SR	6	19	20	95.0					
4.	COOPER, James.....	WAG	SR	7	18	20	90.0					
5.	FINNEY, Alec.....	SHU	SR	7	22	25	88.0					
6.	CRIMMINS, Austi.....	DUQ	SR	7	18	22	81.8					
TACKLES (All positions)			Team	Cl	G	Pos	Solo	Ast	Total	Avg/G	Sack	
1.	LaGUERRE, Randa.....	CCSU	JR	7	LB	27	48	75	10.7	2.0		
2.	GRAHAM, Santoni.....	WAG	SO	7	LB	32	32	64	9.1	1.0		
3.	PARVELUS, CJ.....	SHU	JR	7		32	30	62	8.9	3.5		
4.	LEAENO, Solomon.....	SFU	SR	8	LB	32	34	66	8.2	7.0		
5.	WOLLET, Adam.....	RMU	SO	8	LB	26	39	65	8.1	0.5		
6.	HENDERSON, C.....	DUQ	JR	7	LB	34	22	56	8.0	1.0		
7.	HAMPTON, Quintin.....	WAG	SO	7	LB	34	20	54	7.7	4.5		
8.	KEEN, Kenneth.....	CCSU	SO	7	LB	21	31	52	7.4	1.5		
9.	COOPER, Zach.....	RMU	SR	8	LB	21	37	58	7.2	2.5		
10.	NEMEROWICZ, J.....	BRY	FR	7		23	27	50	7.1	0.0		
11.	UHATAFE, Joseph.....	RMU	JR	8	LB	19	38	57	7.1	1.5		
12.	STONE, Nathan.....	DUQ	JR	7	LB	29	19	48	6.9	1.5		
13.	JEROME, Lorenzo.....	SFU	SR	8	DB	29	23	52	6.5	2.5		
14.	CANN, Jarrod.....	CCSU	JR	7		20	24	44	6.3	0.0		
15.	STANLEY, Gee.....	RMU	FR	8	LB	26	22	48	6.0	7.5		
	BRANCH, M.....	RMU	SR	8	DB	22	26	48	6.0	0.0		
	HINTON, Tymir.....	CCSU	SO	7		27	15	42	6.0	0.0		
18.	FLAHERTY, Jesse.....	WAG	JR	7	DB	27	14	41	5.9	0.0		
19.	KUNTZ, C.....	DUQ	JR	7	LB	25	15	40	5.7	6.0		
20.	ROBERTS, Abner.....	DUQ	SO	7	DB	25	13	38	5.4	0.0		
21.	FERGUSON, G.....	RMU	JR	6		19	13	32	5.3	0.0		
22.	HARRIS, Najee.....	WAG	SR	7	LB	25	12	37	5.3	0.0		
23.	RICHARDS JR, R.....	RMU	JR	8	DB	27	15	42	5.2	1.0		
24.	FINELLI, Alec.....	SHU	JR	7		19	17	36	5.1	0.0		
	KEENAN, Charles.....	BRY	SR	7		20	16	36	5.1	0.0		
26.	BOYD, Delondo.....	SFU	JR	8	DB	24	16	40	5.0	2.0		
	NASH, Carlton.....	CCSU	SR	7	DB	21	14	35	5.0	0.0		
	GARNER, Tiquan.....	WAG	SR	7	DB	25	10	35	5.0	1.0		
29.	WATSON, Marquis.....	BRY	SR	7		15	19	34	4.9	0.0		
30.	LEWIS, Ryan.....	RMU	SR	8	DE	13	25	38	4.8	3.5		
	ALLEN, Drew.....	RMU	JR	8	DB	21	17	38	4.8	0.0		

32. MINOR, Keir.....	CCSU	SR	7	LB	14	19	33	4.7	1.5
33. GILMER, Aaron.....	BRY	SR	7		21	12	33	4.7	0.0
34. DUNCAN, Malik.....	SFU	JR	8	DB	25	11	36	4.5	1.0
35. GUTHRO, Dillon.....	BRY	SO	7		15	16	31	4.4	4.5
36. BRUNI, Ben.....	SFU	SO	8	LB	15	18	33	4.1	2.0
37. RADZIUKINAS, J.....	DUQ	SR	7	DL	13	15	28	4.0	0.0
38. BOLLING, Asia.....	CCSU	SR	7	DL	10	18	28	4.0	1.0
39. STEWART, Zane.....	SFU	JR	7	LB	14	14	28	4.0	4.0
40. TERRY, Kiser.....	WAG	SR	7	DL	10	18	28	4.0	0.0
41. LAZO, Kevin.....	BRY	SO	7		11	17	28	4.0	0.0
42. WHITAKER, K.....	SHU	SR	7		17	10	27	3.9	0.0
43. MAY, Randall.....	WAG	JR	7	LB	15	11	26	3.7	1.0
44. PAUL, D.J.....	WAG	SR	7	LB	10	16	26	3.7	0.5
45. VAUGHN, Raamah.....	BRY	SR	7		22	4	26	3.7	0.0
46. KENNEY, Patrick.....	BRY	SR	6		9	13	22	3.7	0.0
47. WILSON, TaMaric.....	SHU	SR	6		15	7	22	3.7	0.0
48. GRAY, Austin.....	SFU	JR	8	DL	10	19	29	3.6	2.0
49. LEE, Da'Jon.....	SFU	FR	8	LB	16	13	29	3.6	4.0
50. ZAMISKA, Zack.....	RMU	JR	8	DL	11	18	29	3.6	2.5
SACKS									
	Team	Cl	G	Pos	Solo	Ast	Yds	Total	Avg/G
1. STANLEY, Gee.....	RMU	FR	8	LB	7	1	55	7.5	0.94
2. LEAENO, Solomon.....	SFU	SR	8	LB	6	2	46	7.0	0.88
3. KUNTZ, C.....	DUQ	SR	7	LB	5	2	49	6.0	0.86
4. GUTHRO, Dillon.....	BRY	SO	7		4	1	32	4.5	0.64
5. HAMPTON, Quintin.....	WAG	SO	7	LB	4	1	30	4.5	0.64
6. STEWART, Zane.....	SFU	JR	7	LB	4	0	31	4.0	0.57
7. LEE, Da'Jon.....	SFU	FR	8	LB	4	0	29	4.0	0.50
8. LEWIS, Ryan.....	RMU	SR	8	DE	2	3	23	3.5	0.44
9. PARVELUS, CJ.....	SHU	JR	7		1	5	21	3.5	0.50
10. JEROME, Lorenzo.....	SFU	SR	8	DB	2	1	23	2.5	0.31
TACKLES FOR LOSS									
	Team	Cl	G	Pos	Solo	Ast	Yds	Total	Avg/G
1. KUNTZ, C.....	DUQ	SR	7	LB	13	4	73	15.0	2.14
2. LEAENO, Solomon.....	SFU	SR	8	LB	9	6	60	12.0	1.50
3. PARVELUS, CJ.....	SHU	JR	7		8	7	45	11.5	1.64
4. LEE, Da'Jon.....	SFU	FR	8	LB	9	1	45	9.5	1.19
5. STANLEY, Gee.....	RMU	FR	8	LB	8	2	58	9.0	1.12
6. GUTHRO, Dillon.....	BRY	SO	7		7	4	42	9.0	1.29
7. HAMPTON, Quintin.....	WAG	SO	7	LB	5	4	38	7.0	1.00
8. STEWART, Zane.....	SFU	JR	7	LB	6	2	37	7.0	1.00
9. GRAHAM, Santoni.....	WAG	SO	7	LB	5	3	28	6.5	0.93
10. BASKERVILLE, J.....	WAG	JR	7	DL	4	4	28	6.0	0.86
FUMBLES FORCED									
	Team	Cl	G	Num	Avg/G				
1. GRAY, Austin.....	SFU	JR	8	3	0.38				
2. WOODFINE, Chad.....	CCSU	JR	7	2	0.29				
3. STONE, Nathan.....	DUQ	JR	7	2	0.29				
4. GETHERS, Troy.....	DUQ	SO	7	2	0.29				
5. KUNTZ, C.....	DUQ	SR	7	2	0.29				
6. UHATAFE, Joseph.....	RMU	JR	8	2	0.25				
7. STANLEY, Gee.....	RMU	FR	8	2	0.25				
8. GILL, Cameron.....	WAG	FR	6	1	0.17				
9. FIADEWORN, S.....	RMU	SR	6	1	0.17				
10. SHILLINGFORD, R.....	BRY	SR	6	1	0.17				
FUMBLES RCVD									
	Team	Cl	G	Num	Avg/G				
1. LEAENO, Solomon.....	SFU	SR	8	3	0.38				
2. NASH, Carlton.....	CCSU	SR	7	2	0.29				
3. HENDERSON, C.....	DUQ	JR	7	2	0.29				
4. COTTRELL, Ryan.....	SHU	SR	7	2	0.29				
5. ANU, Eldin.....	RMU	JR	8	2	0.25				
6. WOLLET, Adam.....	RMU	SO	8	2	0.25				
7. MANZANARES, S.....	CCSU	JR	6	1	0.17				
8. TRIMBLE-EDWARDS.....	SHU	FR	6	1	0.17				
9. PETERSEN, Mike.....	CCSU	SR	6	1	0.17				
10. CANN, Jarrod.....	CCSU	JR	7	1	0.14				
PASSES DEFENDED									
	Team	Cl	G	Brup	Int	Total	Avg/G		
1. JEROME, Lorenzo.....	SFU	SR	8	5	6	11	1.38		
2. WHITAKER, K.....	SHU	SR	7	7	2	9	1.29		
3. WELLS, Jalen.....	SFU	JR	8	8	2	10	1.25		
4. DUNCAN, Malik.....	SFU	JR	8	8	2	10	1.25		
5. HAYES, Tim.....	WAG	SR	7	5	3	8	1.14		
6. GARNER, Tiquan.....	WAG	SR	7	7	0	7	1.00		
7. WINGATE, C.....	BRY	JR	7	6	1	7	1.00		
8. ROBERTS, Abner.....	DUQ	SO	7	6	0	6	0.86		
9. JOHNSON, Tim.....	SHU	SR	7	5	1	6	0.86		
10. WARNER, Malik.....	WAG	JR	6	5	0	5	0.83		

# Wagner in the NCAA Rankings - Team

Statistic	National Rank	Conference Rank	Value	National Leader	Value	Conference Leader	Value
3rd Down Conversion Pct (122 ranked)	90	6	0.330	San Diego	0.556	Duquesne	0.417
3rd Down Conversion Pct Defense (122 ranked)	44	5	0.368	Jacksonville St.	0.238	Saint Francis (PA)	0.278
4th Down Conversion Pct (121 ranked)	59	1	0.500	Grambling	1.000	Duquesne Wagner	0.500 0.500
4th Down Conversion Pct Defense (122 ranked)	42	3	0.444	The Citadel	0.000	Sacred Heart	0.308
Blocked Kicks (55 ranked)				Monmouth	8	Bryant	4
Blocked Kicks Allowed (120 ranked)	1	1	0	33 teams tied	0	Bryant Central Conn. St. Wagner	0 0 0
Blocked Punts (13 ranked)				5 teams tied	3	Saint Francis (PA)	1
Blocked Punts Allowed (122 ranked)	1	1	0	80 teams tied	0	6 teams tied	0
Completion Percentage (122 ranked)	74	5	0.545	Samford	0.712	Central Conn. St.	0.598
Defensive TDs (20 ranked)				New Hampshire	5	Duquesne Saint Francis (PA) Central Conn. St.	2 2 2
Fewest Penalties (122 ranked)	88	3	54	Yale	20	Duquesne	41
Fewest Penalties Per Game (122 ranked)	97	5	7.71	Yale	3.33	Duquesne	5.86
Fewest Penalty Yards (122 ranked)	86	4	475	Yale	180	Duquesne	359
Fewest Penalty Yards Per Game (122 ranked)	87	5	67.86	Yale	30.00	Duquesne	51.29
First Downs Defense (122 ranked)	37	3	129	Grambling	86	Duquesne	104
First Downs Offense (122 ranked)	93	6	122	Lehigh	207	Duquesne	165
Fumbles Lost (122 ranked)	32	2	4	Lehigh	0	Bryant	3
Fumbles Recovered (122 ranked)	109	7	2	Fordham	12	Central Conn. St.	8
Kickoff Return Defense (122 ranked)	116	6	26.46	Brown	14.45	Duquesne	14.68
Kickoff Returns (122 ranked)	108	7	17.16	Liberty	28.00	Sacred Heart	25.94
Net Punting (122 ranked)	96	4	33.15	Wofford	44.71	Duquesne	35.71
Passes Had Intercepted (122 ranked)	4	1	2	UNI Kennesaw St. Wofford	1 1 1	Wagner	2
Passes Intercepted (119 ranked)	40	2	8	Saint Francis (PA) Dayton	14 14	Saint Francis (PA)	14
Passing Offense (122 ranked)	66	4	204.9	Eastern Wash.	445.6	Duquesne	264.9
Passing Yards Allowed (122 ranked)	46	4	200.7	Richmond	131.9	Sacred Heart	176.1
Passing Yards per Completion (122 ranked)	37	3	13.04	Kennesaw St.	17.53	Saint Francis (PA)	13.37
Punt Return Defense (122 ranked)	93	6	10.60	North Dakota St.	-4.00	Robert Morris	3.07
Punt Returns (122 ranked)	48	3	8.59	James Madison	37.43	Central Conn. St.	16.33
Red Zone Defense (122 ranked)	18	2	0.727	Georgetown	0.581	Robert Morris	0.686
Red Zone Offense (122 ranked)	57	3	0.810	ETSU Yale South Dakota	1.000 1.000 1.000	Duquesne	0.821
Rushing Defense (122 ranked)	45	5	142.1	Central Ark.	58.6	Saint Francis (PA)	104.6
Rushing Offense (122 ranked)	46	2	165.9	The Citadel	353.7	Sacred Heart	229.0
Sacks Allowed (122 ranked)	95	6	2.86	The Citadel	0.00	Sacred Heart	0.71
Scoring Defense (122 ranked)	19	3	20.1	San Diego	12.9	Saint Francis (PA)	17.3
Scoring Offense (122 ranked)	59	4	26.6	Sam Houston St.	52.4	Bryant	28.3
Tackles for Loss Allowed (122 ranked)	82	6	6.86	The Citadel	3.00	Sacred Heart	3.57
Team Passing Efficiency (122 ranked)	50	2	128.44	Cal Poly	207.14	Saint Francis (PA)	132.26
Team Passing Efficiency Defense (122 ranked)	11	3	104.92	Richmond	87.88	Sacred Heart	90.40
Team Sacks (122 ranked)	69	6	1.71	Saint Francis (PA)	3.75	Saint Francis (PA)	3.75
Team Tackles for Loss (122 ranked)	28	3	6.9	Stetson	10.6	Saint Francis (PA)	8.6
Time of Possession (122 ranked)	93	5	28:26	Wofford	35:12	Duquesne	32:30
Total Defense (122 ranked)	28	4	342.9	Chattanooga	245.5	Saint Francis (PA)	285.8
Total Offense (122 ranked)	66	3	370.7	Sam Houston St.	592.1	Duquesne	430.3
Turnover Margin (121 ranked)	32	2	0.57	South Carolina St.	2.60	Saint Francis (PA)	1.25
Turnovers Gained (122 ranked)	80	6	10	Fordham	25	Saint Francis (PA)	20
Turnovers Lost (122 ranked)	3	1	6	ETSU	4	Wagner	6
Winning Percentage (120 ranked)	38	3	0.571	Sam Houston St. The Citadel	1.000 1.000	Sacred Heart	0.857



# Wagner in the NCAA Rankings - Individual

Statistic	Player	National Rank	Conference Rank	Value	National Leader	Value	Conference Leader	Value
All Purpose (200 ranked)	Matthias McKinnon Denzel Knight	124 141	9 11	90.57 84.14	Willie Quinn, Southern U.	198.67	A.J. Hines, Duquesne	138.14
Blocked Kicks (4 ranked)					Mike Basile, Monmouth Hunter Kiselick, Georgetown Donald Payne, Stetson	3 3 3	Kevin Lazo, Bryant	2
Combined Kick Returns (198 ranked)	Andre Yevchinecz	180	12	129	Jake Wieczorek, Holy Cross	672	Lorenzo Jerome, Saint Francis (PA)	463
Completion Percentage (113 ranked)	Alex Thomson	68	5	0.545	Devlin Hodges, Samford	0.711	Jacob Dolegela, Central Conn. St.	0.603
Completions Per Game (148 ranked)	Alex Thomson	52	4	15.57	Gage Gubrud, Eastern Wash. Devlin Hodges, Samford	30.29 30.29	Jacob Dolegela, Central Conn. St.	22.57
Field Goal Percentage (86 ranked)	James Cooper	20	1	0.769	Eric Medina, Texas Southern	1.000	James Cooper, Wagner	0.769
Field Goals Per Game (125 ranked)	James Cooper	11	2	1.43	Connor Mitchell, Murray St.	2.00	Austin Crimmins, Duquesne	1.57
Forced Fumbles (77 ranked)					Khalil Young, Mississippi Val.	0.63	4 players tied	0.29
Fumbles Recovered (64 ranked)	Quintin Hampton D.J. Paul	64 64	7 7	1 1	Noah Fitzgerald, Fordham Xavier Stephens, Northern Ariz.	4 4	Solomon Leaeno, Saint Francis (PA)	3
Interceptions Per Game (140 ranked)	Tim Hayes Jesse Flaherty	19 85	2 3	0.4 0.3	Dante' Blackmon, Kennesaw St. Brendan Langley, Lamar University	0.9 0.9	Lorenzo Jerome, Saint Francis (PA)	0.8
Kickoff Return TDs (2 ranked)					Dante Satcher, Robert Morris	2	Dante Satcher, Robert Morris	2
Kickoff Returns (125 ranked)					Dante Satcher, Robert Morris	43.1	Dante Satcher, Robert Morris	43.1
Passes Defended (66 ranked)	Tim Hayes Tiquan Garner	42 66	5 6	1.1 1.0	Dante' Blackmon, Kennesaw St. D'Montre Wade, Murray St. Tyler Williams, Central Ark.	1.9 1.9 1.9	Lorenzo Jerome, Saint Francis (PA)	1.4
Passing Efficiency (113 ranked)	Alex Thomson	51	2	127.9	Jeremiah Briscoe, Sam Houston St.	181.5	Zack Drayer, Saint Francis (PA)	131.0
Passing TDs (109 ranked)	Alex Thomson	46	4	10	Jeremiah Briscoe, Sam Houston St.	29	Dalton Easton, Bryant	15
Passing Yards (149 ranked)	Alex Thomson	45	5	1,402	Gage Gubrud, Eastern Wash.	2,871	Dillon Buechel, Duquesne	1,854
Passing Yards Per Game (150 ranked)	Alex Thomson	47	4	200.3	Gage Gubrud, Eastern Wash.	410.1	Dillon Buechel, Duquesne	264.9
Passing Yards per Completion (113 ranked)	Alex Thomson	38	4	12.86	Justin Alo, Southeastern La.	18.14	Dillon Buechel, Duquesne	13.24
Points Responsible For (193 ranked)	Alex Thomson James Cooper Matthias McKinnon	62 149 193	6 9 10	72 48 42	Gage Gubrud, Eastern Wash.	188	Dalton Easton, Bryant	100
Points Responsible For Per Game (146 ranked)	Alex Thomson James Cooper	57 141	6 8	10.9 7.1	Gage Gubrud, Eastern Wash.	27.1	Dalton Easton, Bryant	14.3
Punt Return TDs (2 ranked)	Andre Yevchinecz	2	1	1	Rashard Davis, James Madison	2	Andre Yevchinecz, Wagner Warren Robinson, Robert Morris	1 1
Punt Returns (50 ranked)	Andre Yevchinecz	26	2	9.9	Henderson Gray, Jacksonville	21.8	Warren Robinson, Robert Morris	10.1
Punting (107 ranked)	Bryan Rafano	75	2	38.7	Miles Bergner, South Dakota	46.6	Austin Crimmins, Duquesne	39.0
Receiving TDs (92 ranked)					Jake Wieneke, South Dakota St.	12	Taylor Barthelette, Bryant Wayne Capers, Duquesne	6 6
Receiving Yards (150 ranked)	John Williams	130	7	347	Troy Pelletier, Lehigh	908	Kamron Lewis, Saint Francis (PA)	854
Receiving Yards Per Game (200 ranked)	John Williams	125	7	49.6	Cooper Kupp, Eastern Wash.	144.3	Kamron Lewis, Saint Francis (PA)	106.8
Receptions Per Game (200 ranked)					Cooper Kupp, Eastern Wash.	9.8	Kamron Lewis, Saint Francis (PA)	5.9
Rush Yards Per Carry (152 ranked)	Matthias McKinnon	87	5	4.52	Mike Holloway, Charleston So.	9.66	Nate Chavious, Sacred Heart	5.98
Rushing TDs (138 ranked)	Matthias McKinnon Denzel Knight	32 94	1 5	6 4	Chase Edmonds, Fordham Khalil Lewis, Gardner-Webb John Lovett, Princeton	12 12 12	Nate Chavious, Sacred Heart A.J. Hines, Duquesne Matthias McKinnon, Wagner	6 6 6
Rushing Yards (196 ranked)	Denzel Knight Matthias McKinnon	40 75	3 6	540 452	Chase Edmonds, Fordham	1,244	A.J. Hines, Duquesne	812
Rushing Yards Per Game (200 ranked)	Denzel Knight Matthias McKinnon	45 76	3 6	77.1 64.6	Chase Edmonds, Fordham	177.7	A.J. Hines, Duquesne	116.0
Sacks (53 ranked)	Quintin Hampton	46	4	0.64	Karter Schult, UNI	1.36	Christian Kuntz, Duquesne	1.00
Scoring (198 ranked)	James Cooper Matthias McKinnon	60 90	2 5	6.9 6.0	John Lovett, Princeton	12.0	Austin Crimmins, Duquesne	7.3
Solo Tackles (41 ranked)					Darius Leonard, South Carolina St.	7.6	CJ Parvelus, Sacred Heart	5.0
Tackles For Loss (92 ranked)	Quintin Hampton	92	7	1.0	Jeb Boudreaux, Stetson	2.4	Christian Kuntz, Duquesne	2.3
Total Offense (200 ranked)	Alex Thomson Denzel Knight Matthias McKinnon	62 165 193	5 9 12	205.4 77.1 64.6	Gage Gubrud, Eastern Wash.	463.3	Dillon Buechel, Duquesne	253.0
Total Points Scored (0 ranked)								
Total Tackles (199 ranked)	Santoni Graham Quintin Hampton	41 108	2 7	9.0 7.7	Darius Leonard, South Carolina St.	13.6	Randall LaGuerrre, Central Conn. St.	10.7
Total Touchdowns (106 ranked)	Matthias McKinnon Denzel Knight	45 106	1 7	7 5	Chase Edmonds, Fordham	13	Nate Chavious, Sacred Heart A.J. Hines, Duquesne Matthias McKinnon, Wagner	7 7 7
Yards per Pass Attempt (113 ranked)	Alex Thomson	59	4	7.01	Gage Gubrud, Eastern Wash.	9.60	Zack Drayer, Saint Francis (PA)	7.45
Yards per Reception (200 ranked)	John Williams Andre Yevchinecz	5 57	1 5	21.69 16.47	Brandon Acker, Southeastern La.	23.17	John Williams, Wagner	21.69

# NCAA FCS Top-25 Polls

## STATS FCS Poll

(Rankings as of 10/24/2016) - First-Places in ( )

Rank	School	Votes
1	Sam Houston State (7-0)	3990 (120)
2	Jacksonville State (6-1)	3810 (16)
3	Eastern Washington (6-1)	3680 (18)
4	North Dakota State (6-1)	3579 (6)
5	Citadel (7-0)	3341 (3)
6	Richmond (7-1)	3186
7	South Dakota State (5-2)	3153
8	James Madison (6-1)	3037
9	Charleston Southern (4-2)	2714
10	Chattanooga (7-1)	2678
11	Villanova (6-2)	2046
12	North Carolina A&T (6-1)	2038
13	Western Illinois (5-2)	1814
14	Cal Poly (5-2)	1716
15	Youngstown State (5-2)	1645
16	Montana (5-2)	1582
17	North Dakota (6-2)	1515
18	Coastal Carolina (5-2)	1426
19	Central Arkansas (6-1)	1372
20	Samford (6-1)	1094
21	Grambling State (5-1)	722
22	Stony Brook (5-2)	692
23	Eastern Illinois (5-3)	528
24	Harvard (5-1)	260
25	Tennessee State (5-2)	236

**Others receiving votes:** Sacred Heart (198) , Lehigh (174) , New Hampshire (170) , Weber State (117) , UNI (106) , South Dakota (102) , Albany (52) , Fordham (40) , Montana State (27) , North Carolina Central (21) , Maine (20) , Northern Arizona (17) , Penn (15) , San Diego (15) , Wofford (13) , Liberty (8) , Illinois State (7) , Southeastern Louisiana (7) , Wagner (6) , Saint Francis U (3) , UT Martin (1) , McNeese (1) , Kennesaw State (1)

## COACHES Poll

(Rankings as of 10/24/2016) - First-Places in ( )

Rank	School	Record	Points
1.	Sam Houston State (23)	7-0	646
2.	Jacksonville State (2)	6-1	620
3.	Eastern Washington (1)	6-1	585
4.	North Dakota State	6-1	574
5.	James Madison	6-1	533
6.	Richmond	7-1	507
7.	The Citadel	7-0	503
8.	Chattanooga	7-1	457
9.	Charleston Southern	4-2	439
10.	South Dakota State	5-2	433
11.	North Carolina A&T6-1	355	14
12.	North Dakota	6-2	327
13.	Villanova	6-2	296
14.	Youngstown State	5-2	282
15.	Western Illinois	5-2	276
16.	Montana	5-2	272
17.	Cal Poly	5-2	242
18.	Central Arkansas	6-1	241
19.	Samford	6-1	208
20.	Stony Brook	5-2	148
21.	Grambling State	5-1	138
22.	Eastern Illinois	5-3	95
23.	Harvard	5-1	74
24.	Lehigh	6-2	41
25.	South Dakota	4-3	34

**Others receiving votes:** Tennessee State 26, New Hampshire, Liberty 13, Northern Iowa 12, Weber State 9, Wofford 9, Central Connecticut State 8, Northern Arizona 6, North Carolina Central 4, Sacred Heart 4) Albany 3, Fordham 3, San Diego 3, South Carolina State 2, Penn 1.

## FIND WAGNER ATHLETICS ON THE WEB



@WagnerAthletics



Wagner Athletics



Wagner Seahawks

# Wagner Career Records

## RUSHING YARDS

1. Rick Sarille (1995-99) ..... 5290
2. Terry Underwood (1985-88) ..... 5010
3. Dominique Williams (2009-14) 4435
4. Alonzo Patterson (1979-82) ..... 4177
5. Kito Lockwood (1992-95) ..... 3156
6. Greg Harris (1988-91) ..... 2433
7. Chris Davis (2000-03) ..... 2342
8. Jason Butler (2004-07) ..... 2088
8. Nick Doscher (2009-12) ..... 2088
9. John Campbell (1998-01) ..... 1973

## PASSING YARDS

1. Nick Doscher (2009-12) ..... 6100
2. John Sciarra (2004-05) ..... 5902
3. Jason Cue (1993-94) ..... 4590
4. Don Cavalli (1958-61) ..... 4393
5. Greg Kovar (1985-88) ..... 4068
6. Matt Abbey (2005-08) ..... 4021
7. Terry O'Hare (1991-92) ..... 3870
8. Jesse Foote (1984-86) ..... 3639
9. Dan Coughlin (1962-64) ..... 3634
10. Aaron Smith (1999-01) ..... 3625

## PASSING COMPLETIONS

1. John Sciarra (2004-05) ..... 473
2. Nick Doscher (2009-12) ..... 455
3. Matt Abbey (2005-08) ..... 334
4. Terry O'Hare (1991-92) ..... 313
5. Aaron Smith (1999-01) ..... 283
6. Jason Cue (1993-94) ..... 282
7. Greg Kovar (1985-88) ..... 274
8. Dan Coughlin (1962-64) ..... 258
9. Jason Miletic (1995-96) ..... 256
9. Jesse Foote (1984-86) ..... 256
10. Don Cavalli (1958-61) ..... 249

## TOUCHDOWN PASSES (1950-present)

1. Don Cavalli (1958-61) ..... 46
2. Nick Doscher (2009-12) ..... 44
3. John Sciarra (2004-05) ..... 40
4. Aaron Smith (1999-01) ..... 38
5. Jim Fagan (1969-1971) ..... 28
6. Andy Uske (1972-1974) ..... 28
7. Greg Kovar (1985-88) ..... 27
8. Dan Coughlin (1962-64) ..... 26
9. Jason Cue (1993-94) ..... 26
10. Tim Kelley (1980-83) ..... 25

## RECEPTIONS

1. Chris Turner (2003-06) ..... 213
2. Shaun Grover (2002-05) ..... 181
3. Jason Bain (1997-00) ..... 142
4. Sean Hurley (1993-96) ..... 131
5. Lon Woods (2006-09) ..... 130
6. Chuck Kinsley (1997-00) ..... 127
7. Rich Kotite (1963-65) ..... 119
8. David Crawford (2008-12) ..... 109
9. Joe Kinard (2004-07) ..... 108
10. Mike Walker (1987-90) ..... 107

## PASSING EFFICIENCY

1. Terry O'Hare (1991-92) ..... 130.3
2. Tim Kelley (1980-83) ..... 124.6
3. Greg Kovar (1985-88) ..... 123.4
4. John Sciarra (2004-05) ..... 120.2
5. Nick Doscher (2009-12) ..... 119.7
6. Jason Cue (1993-94) ..... 119.1
7. Don Cavalli (1958-61) ..... 118.3

## RECEIVING YARDS

1. Chris Turner (2003-06) ..... 2863
2. Jason Bain (1997-00) ..... 2294
3. Shaun Grover (2002-05) ..... 2256
4. Chuck Kinsley (1997-00) ..... 2128
5. Rich Kotite (1963-65) ..... 2065
6. Mike Walker (1987-90) ..... 2010
7. Lon Woods (2006-09) ..... 1906
8. Sean Hurley (1993-96) ..... 1876
9. David Crawford (2008-12) ..... 1723
10. Al Ferrie (1957-60) ..... 1703



QB John Sciarra (2004-05) completely re-wrote the Wagner record book during his two years under center.

## TOTAL OFFENSE (PASSING + RUSHING)

1. Nick Doscher (2009-12) ..... 8404
2. John Sciarra (2004-05) ..... 5845
3. Rick Sarille (1995-99) ..... 5290
4. Terry Underwood (1985-88) ..... 5010
5. Dominique Williams (2009-14) 4435
6. Don Cavalli (1958-61) ..... 4393
7. Jesse Foote (1984-86) ..... 4273
8. Jason Cue (1993-94) ..... 4232
9. Alonzo Patterson (1979-82) ..... 4177
10. Matt Abbey (2005-08) ..... 3862

## SCORING

1. Rick Sarille (1995-99) ..... 334
2. Terry Underwood (1985-88) ..... 330
3. Dominique Williams (2009-14) ..... 276
4. David Lopez (2009-14) ..... 245
5. Piotr Czech (2004-07) ..... 243
6. Tom O'Riordan (1983-86) ..... 237
7. Frank Melos (1958-61) ..... 232
8. Alonzo Patterson (1979-82) ..... 226
9. Kito Lockwood (1992-95) ..... 222

## FIELD GOALS

1. Piotr Czech (2004-07) ..... 44
- David Lopez (2009) ..... 44
3. Tom O'Riordan (1983-86) ..... 35
4. Walter Lopez (1988-91) ..... 32
5. Carl Franke (1994-97) ..... 21
6. Phil Marak (1979-82) ..... 20
7. Jerry O'Riordan (1987) ..... 13
8. Ken Danielson (1967-69) ..... 9
- Robert Pate (2002) ..... 9
10. Mike Irving (1998) ..... 8

## EXTRA POINTS

1. Tom O'Riordan (1983-86) ..... 132
2. David Lopez (2009-14) ..... 113
- Carl Franke (1994-97) ..... 113
4. Piotr Czech (2004-07) ..... 111
- Phil Marak (1979-82) ..... 111
6. Walter Lopez (1988-91) ..... 87
7. Steve Schaeffer (1971-73) ..... 41
8. Ken Danielson (1967-69) ..... 40
9. Jerry O'Riordan (1987) ..... 34

## INTERCEPTIONS

1. Tony Parisi (1971-74) ..... 24
2. Jim Nix (1976-79) ..... 18
3. Al Phillips (2004-07) ..... 17
4. Mike Kelly (1963-65) ..... 15
5. Jarrett Dieudonne (2011-2014) ..... 14
- Tom Masella (1978-81) ..... 14
7. John Toto (1969-72) ..... 11
- Terek Henderson (2001-04) ..... 11
9. Ryan Castellani (1999-02) ..... 10
10. Andy Fellouris (1982-85) ..... 9

## TOTAL TACKLES

1. Sal D'Alessio (1980-83) ..... 457
2. Ryan Tobin (1990-93) ..... 419
3. Craig Romano (2002-05) ..... 377
4. Jeremy Balina (1999-02) ..... 351
5. Bob Mackisey (1979-82) ..... 350
6. Andy Fellouris (1982-85) ..... 343
7. Bryan Devone (1990-93) ..... 329



# Wagner Single-Season Records

## RUSHING YARDS

1. Terry Underwood (1988) .....1809
2. Alonzo Patterson (1981) .....1487
3. Rick Sarille (1996) .....1479
4. Jason Butler (2007) .....1353
5. Alonzo Patterson (1982) .....1351
6. DOMINIQUE WILLIAMS (2011) ..1338
7. Rick Sarille (1999) .....1337
8. DOMINIQUE WILLIAMS (2012) ..1328
- 9.. Rick Sarille (1997) .....1285
10. Terry Underwood (1985) .....1207

## PASSING YARDS

1. John Sciarra (2005) .....3321
2. John Sciarra (2004) .....2581
3. Aaron Smith (2000) .....2346
4. Jason Cue (1993) .....2330
5. Jason Cue (1994) .....2260
6. Jeff Skinner (1998) .....2246
7. Terry O'Hare (1992) .....2161
8. Nick Doscher (2010) .....2067
9. Greg Kovar (1987) .....1979
10. Jason Miletic (1996) .....1832

## TOUCHDOWN PASSES

1. John Sciarra (2005) .....26
2. Aaron Smith (2000) .....25
3. Greg Kovar (1987) .....17
4. Don Cavalli (1960) .....18
5. Nick Doscher (2010) .....16
- Tim Kelley (1983) .....16
7. Ray Benvenuti (1989) .....15
8. David Bateman (2003) .....14
- Dan Coughlin (1964) .....14
- 10 Jason Cue (1993) .....14
- Terry O'Hare (1992) .....14
- John Sciarra (2004) .....14

## PASSING COMPLETIONS

1. John Sciarra (2004) .....266
2. John Sciarra (2004) .....207
3. Aaron Smith (2000) .....172
4. Terry O'Hare (1992) .....170
5. Jeff Skinner (1998) .....162
6. Jason Cue (1993) .....152
7. Matt Abbey (2006) .....150
8. Nick Doscher (2010) .....148
9. Jason Miletic (1996) .....144
10. Terry O'Hare (1991) .....143

## RECEPTIONS

1. Shaun Grover (2005) .....78
2. Sean Simmons (2003) .....74
3. Chris Turner (2005) .....66
4. Chris Turner (2004) .....61
- Bob Grady (1976) .....61
6. Rich Kotite (1964) .....56
7. Chris Turner (2006) .....54
8. Lou Simone (2001) .....51
- Jason Bain (2000) .....51
10. Shawn Grover (2004) .....50

## PASSING EFFICIENCY

1. Greg Kovar (1987) .....158.1
2. Nick Doscher (2012) .....133.9
3. Terry O'Hare (1992) .....132.3
4. Aaron Smith (2000) .....131.6
5. Tim Kelley (1983) .....129.9
6. Greg Kovar (1988) .....129.3
7. Lou Simone (1999) .....128.3
8. Jesse Foote (1986) .....128.2
9. John Sciarra (2005) .....128.1

## RECEIVING YARDS

1. Shaun Grover (2005) .....1031
2. Chris Turner (2005) .....952
3. Rich Kotite (1964) .....943
4. Sean Simmons (2003) .....894
5. Jason Bain (2000) .....877
6. Bob Grady (1976) .....852
7. Chris Turner (2004) .....845
8. Al Ferrie (1960) .....738
9. Rich Kotite (1965) .....684
10. Herb Bellamy (1986) .....668
- John Chaney (1987) .....668
- Chuck Kinsley (2000) .....668

## TOTAL OFFENSE (PASSING + RUSHING)

1. John Sciarra (2005) .....3302
2. Nick Doscher (2010) .....2,739
3. John Sciarra (2004) .....2513
4. Aaron Smith (2000) .....2467
5. Jeff Skinner (1998) .....2402
6. Nic Doscher (2012) .....2367
7. Jason Cue (1994) .....2130
8. Terry O'Hare (1992) .....2111
9. Jason Cue (1993) .....2102
10. Nick Doscher (2009) .....2099

## SCORING

1. Terry Underwood (1988) .....126
2. Rick Sarille (1999) .....102
- Terry Underwood (1985) .....102
4. Frank Melos (1961) .....96
5. Rick Sarille (1997) .....94
6. Greg Harris (1990) .....90
- Dominique Williams (2012) .....90
8. Alonzo Patterson (1981) .....84
- Dominique Williams (2011) .....84
- 10 Jason Butler (2007) .....80
- Nick Doscher (2009) .....80
- David Lopez (2012) .....80

## FIELD GOALS

1. Piotr Czech (2007) .....16
- David Lopez (2012) .....16
3. Tom O'Riordan (1984) .....13
- Jerry O'Riordan (1987) .....13
5. David Lopez(2010) .....11
- Walter Lopez (1991) .....11
- Piotr Czech (2005) .....11
- Tom O'Riordan (1985) .....10
- 9, David Lopez (2009-14) .....9
- Robert Pate (2002) .....9
- Piotr Czech (2006) .....9



Dominique Williams rushed 1,338 yards in 2011, good for sixth place on the all-time Seahawk single-seas list.

## EXTRA POINTS

1. Tom O'Riordan (1983) .....40
2. Phil Marak (1981) .....39
3. DAVID LOPEZ (2009) .....38
4. Tom O'Riordan (1986) .....37
5. Phil Marak (1981) .....37
6. Carl Franke (1994) .....35
- Steve Cross (2000) .....35
8. Piotr Czech (2005) .....32
- Walter Lopez (1989) .....32
- Tom O'Riordan (1985) .....32
- DAVID LOPEZ (2012) .....32

## INTERCEPTIONS

1. Jim Nix (1979) .....10
2. John Toto (1972) .....9
3. Tony Parisi (1974) .....8
4. Jarrett Dieudonne (2014) .....7
- Mike Kelly (1965) .....7
6. Al Phillips (2007)) .....6
- Tony Smith (2004) .....6
- Neil Leonard (1952) .....6
- Dick Schlenker (1960) .....6
10. Numerous with .....5

## TOTAL TACKLES

1. Ryan Tobin (1993) .....150
2. Joe Asconi (1969) .....139
3. Sal D'Alessio (1981) .....133
4. Sal D'Alessio (1982) .....132
5. Bob Mackisey (1982) .....126
- Craig Romano (2004) .....126
7. Craig Romano (2005) .....124