



2003 in Review



**2003 All-American
Anton McKenzie**

Game #1 • UMass 51, Central Connecticut State 7 September 6, 2003 • Amherst, Mass.



Steve Baylark rushed for 141 yards and two touchdowns on 22 carries, to lead 12th-ranked UMass to a season-opening 51-7 victory over Central Connecticut State at McGuirk Alumni Stadium. The Minutemen won their season opener for the fourth time in the last five years, while giving head coach Mark Whipple his 40th victory on the UMass sideline. After spotting the Blue Devils an early 7-0 lead, the Minutemen dominated play by scoring 51 unanswered points during the remainder of the contest. Jeff Krohn hit Sean Young with a three-yard touchdown pass to tie the score at 7-7 in the first quarter, then Mike Ziccardi scored on a 30-yard fumble return on the opening play of the second quarter

to give UMass the lead for good. Baylark added two touchdowns on runs of one and four yards, while Justin Montgomery also had a seven-yard scoring run. Krohn had a second touchdown pass with a 17-yard strike to Jimmie Howard, while Anton McKenzie scored on a five-yard fumble return and Jeremy Cain posted a safety on a blocked punt. Krohn finished the day 17 of 28 for 186 yards with two scores, as nine different players caught at least one pass. The Minuteman defense allowed only 162 total yards and 12 first downs on the day, while holding the Blue Devils to -2 rushing yards. Steve Costello recorded eight total tackles with a sack and an interception, while Doran Davis had eight tackles with three sacks and a forced fumble. Scott Dolch led Central Connecticut by completing 15 of 29 passes for 164 yards and a score, but he also threw an interception, was sacked seven times and coughed up two fumbles. Joe Mahaffey recorded a game-high 11 tackles for the Blue Devils.


Team Statistics	CCSU	UMass
First Downs	12	23
Rushing Yards	-2	211
Passing Yards	164	221
Total Offense	162	432
Passes	15-29	21-34
Interceptions Thrown	1	3
Fumbles / Lost	3 / 2	2 / 1
Penalties / Yards	6 / 34	6 / 54
Punts / Average	9 / 31.2	3 / 44.3
Punt Returns	1-14	6-55
Kickoff Returns	0-0	3-40
Time of Possession	34:03	25:57

Scoring Summary	1st	2nd	3rd	4th	Total
Central Connecticut	7	0	0	0	— 7
UMass	7	14	16	14	— 51

- 1st 10:34 CCSU—Malone 34 pass from Dolch (Pearson kick)
- 5:43 UM—Young 3 pass from Krohn (Torres kick)
- 2nd 14:50 UM—Ziccardi 30 fumble return (Stoller kick)
- 6:29 UM—Baylark 4 run (Torres kick)
- 3rd 11:20 UM—Howard 17 pass from Krohn (Stoller kick)
- 9:38 UM—Cain safety
- 6:40 UM—McKenzie 5 fumble return (Torres kick)
- 4th 14:55 UM—Baylark 1 run (Stoller kick)
- 11:07 UM—Montgomery 7 run (Torres kick)

Stat Leaders	Central Connecticut	UMass
Rushing	Stokstad (6-24-0)	Baylark (22-141-2) Montgomery (9-68-1)
Passing	Dolch (15-29-164-1-1)	Krohn (17-28-186-2-3)
Receiving	Watson (6-87-0) Malone (4-49-1)	Peebler (6-85-0) Howard (4-67-1)

Game #2 • Kansas State 38, UMass 7 September 13, 2003 • Manhattan, Kan.



Darren Sproles rushed 28 times for 152 yards and three touchdowns, to lead Kansas State to a 38-7 victory over 10th-ranked UMass. The Wildcats, who entered the game ranked No. 7 in Division I-A by the Associated Press, were held to a season-low 38 points by the Minuteman defense, which also forced four turnovers. UMass jumped out to an early 7-0 lead on its first possession of the game, when Jeff Krohn hit Jason Peebler with a 65-yard touchdown pass. The Minutemen were still up 7-3 at the end of the first quarter, with Kansas State's only points coming on a 38-yard field

goal by Joe Rheem. But the Wildcats took control of the game in the second quarter, scoring 21 unanswered points on two touchdown runs by Sproles and a pass from Jeff Schwinn to Brian Casey. Kansas State concluded the scoring in the second half, with a third quarter touchdown run by Sproles and a fourth quarter scoring run by Dylan Meier. Krohn led the UMass offense by completing 14 of 26 passes for 164 yards and a touchdown, while Steve Baylark rushed for 50 yards on 19 carries. Schwinn completed 17 of 26 passes for 228 yards for the Wildcats, but was also intercepted two times. Jeremy Cain led the Minuteman defense with 14 tackles, two tackles for loss and a pass breakup, while Steve Costello totaled seven tackles and two interceptions. Josh Buhl had 12 tackles to lead Kansas State. The crowd of 46,102 in attendance was the second-largest to ever witness a UMass football game.

Team Statistics	UMass	Kansas State
First Downs	10	22
Rushing Yards	27	235
Passing Yards	164	255
Total Offense	191	490
Passes	14-27	18-28
Interceptions Thrown	0	3
Fumbles / Lost	1 / 1	1 / 1
Penalties / Yards	10 / 83	6 / 40
Punts / Average	10 / 36.3	2 / 35.0
Punt Returns	0-0	4-46
Kickoff Returns	5-109	1-28
Time of Possession	24:43	35:17

Scoring Summary	1st	2nd	3rd	4th	Total
UMass	7	0	0	0	— 7
Kansas State	3	21	7	7	— 38

- 1st 12:37 UM—Peebler 65 pass from Krohn (Torres kick)
- 7:26 KSU—Rheem 38 field goal
- 2nd 12:50 KSU—Casey 7 pass from Schwinn (Rheem kick)
- 9:18 KSU—Sproles 2 run (Rheem kick)
- 1:56 KSU—Sproles 8 run (Rheem kick)
- 3rd 7:47 KSU—Sproles 1 run (Rheem kick)
- 4th 8:43 KSU—Meier 8 run (Rheem kick)

Game Recaps



Stat Leaders	UMass	Kansas State
Rushing	Baylark (19-50-0)	Sproles (28-152-3)
Passing	Krohn (14-26-164-1-0)	Schwinn (17-26-229-1-2)
Receiving	Howard (4-31-0)	Terry (8-120-0)
		Moriera (5-76-0)

Game #3 • UMass 24, Maine 16 September 20, 2003 • Orono, Maine



Steve Baylark rushed 24 times for 105 yards, to lead the 12th-ranked Minutemen to a 24-16 victory over 16th-ranked Maine in the Atlantic 10 Conference opener at Alford Stadium. The Black Bears took an early 2-0 lead on a safety, when Jeff Krohn tripped over the foot of an offensive lineman in the UMass end zone. But the Minutemen responded with a pair of quick touchdowns early in the second quarter, as Krohn tossed scoring strikes of 65 yards to Jimmie Howard and eight yards to Rich Demers. Maine cut the lead to 14-9 on an 11-yard pass from Rob Whitcomb to Christian Pereira, after recovering a fumble deep in UMass territory. But the Minutemen made it 21-9 before

halftime, when Steve Costello picked up a fumble and returned it 35 yards for a touchdown. The offenses were held in check for most of the third quarter, until Maine recovered a UMass fumble near midfield. On the next play, the Black Bears ended the quarter with a 56-yard touchdown pass from Whitcomb to Pereira, making the score 21-16. UMass would respond on its next possession, marching 43 yards on 10 plays, before a 37-yard Michael Torres field goal concluded the scoring. Krohn completed 15 of 27 passes on the night for 191 yards and two scores, while Howard had five receptions for 80 yards and a touchdown. For Maine, Whitcomb hit on 20 of 35 passes for 230 yards, two scores and two interceptions, with Ryan Waller making eight receptions for 69 yards. But Black Bear tailback Marcus Williams, the Atlantic 10's leading rusher heading into the game, was held to only 67 yards on 17 carries by the Minutemen. Mike Ziccardi led the defense with 12 tackles, two tackles for loss and a sack, while Bobby Boyer had eight tackles, three pass breakups and an interception. Fred Lazo led Maine with 10 tackles and a tackle for loss.


Team Statistics	UMass	Maine
First Downs	14	23
Rushing Yards	106	110
Passing Yards	191	230
Total Offense	297	340
Passes	15-27	20-35
Interceptions Thrown	0	2
Fumbles / Lost	2 / 2	4 / 1
Penalties / Yards	7 / 65	4 / 55
Punts / Average	7 / 38.7	10 / 37.3
Punt Returns	5-34	3-32
Kickoff Returns	3-85	5-66
Time of Possession	23:58	36:02

Scoring Summary	1st	2nd	3rd	4th	Total
UMass	0	21	0	3	— 24
Maine	2	7	7	0	— 16

1st 11:09 Maine—Team safety
 2nd 12:11 UMass—Howard 65 pass from Krohn (Torres kick)
 9:39 UMass—Demers 8 pass from Krohn (Torres kick)
 6:18 Maine—Pereira 11 pass from Whitcomb (Mellow kick)
 3:50 UMass—Costello 35 fumble return (Torres kick)
 3rd 0:00 Maine—Pereira 56 pass from Whitcomb (Mellow kick)
 4th 10:44 UMass—Torres 37 field goal

Stat Leaders	UMass	Maine
Rushing	Baylark (24-105-0)	Williams (17-67-0)
Passing	Krohn (15-27-191-2-0)	Whitcomb (20-35-230-2-2)
Receiving	Howard (5-80-1)	Waller (8-69-0)
		Pereira (4-86-2)
		Ballantyne (4-40-0)

Game #4 • UMass 31, James Madison 26 September 27, 2003 • Amherst, Mass.



Steve Baylark rushed 35 times for 140 yards and a pair of touchdowns, to lead the 10th-ranked Minutemen to a 31-26 victory over James Madison on Band Day at McGuirk Alumni Stadium. UMass jumped out to an early 7-0 lead on a five-yard touchdown pass from Jeff Krohn to Rich Demers, then increased the lead to 10-0 on a 46-yard field goal by Michael Torres. The Dukes scored their first points in the second quarter on a 21-yard pass from Matt LeZotte to Nic Tolley, but the Minutemen responded with a three-yard scoring pass from Krohn to Jason Peebler late in the period, making the score 17-6 at halftime. Baylark scored his first

touchdown with a five-yard run on UMass' opening drive of the third quarter, before James Madison found the end zone again on a 13-yard pass from LeZotte to Alan Harrison. The Minutemen then built what looked to be an insurmountable 31-13 lead early in the fourth quarter on a one-yard run by Baylark, before the Dukes mounted a comeback. LeZotte threw his third touchdown pass of the game, a seven-yarder to Tahir Hinds, and Isaiah Dottin-Carter found the end zone on a 22-yard interception return to make the score 31-26. James Madison had the ball in UMass territory two more times in the final four minutes, but the Minutemen held on for the win by stopping the Dukes on downs both times. Peebler had a career-high eight receptions for 116 yards and a score in the game, while Krohn completed 18 of 34 passes for 214 yards and two touchdowns. LeZotte led the Dukes by hitting on 21 of 32 passes for 248 yards and three scores with two interceptions, but the James Madison ground game was limited to 71 yards on 38 carries. Anton McKenzie led the UMass defense with 13 total tackles and two tackles for loss, while Mark Kimener had seven tackles and an interception. Isai Bradshaw had 13 tackles, an interception and a sack for the Dukes.


Team Statistics	James Madison	UMass
First Downs	20	18
Rushing Yards	71	171
Passing Yards	248	214
Total Offense	319	385
Passes	21-32	18-34
Interceptions Thrown	2	2
Fumbles / Lost	3 / 1	2 / 1
Penalties / Yards	7 / 58	14 / 140
Punts / Average	5 / 41.0	7 / 41.6
Punt Returns	2-18	0-0
Kickoff Returns	5-98	4-88
Time of Possession	30:55	29:05

Scoring Summary	1st	2nd	3rd	4th	Total
James Madison	0	6	7	13	— 26
UMass	7	10	7	7	— 31

- 1st 6:47 UM—Demers 5 pass from Krohn (Torres kick)
 2nd 13:14 UM—Torres 46 field goal
 3:13 JMU—Tolley 21 pass from LeZotte (George kick failed)
 0:12 UM—Peebler 3 pass from Krohn (Torres kick)
 3rd 11:49 UM—Baylark 5 run (Torres kick)
 4:57 JMU—Harrison 13 pass from LeZotte (Englehart kick)
 4th 13:37 UM—Baylark 1 run (Torres kick)
 10:47 JMU—Hinds 7 pass from LeZotte (Englehart kick)
 6:05 JMU—Dottin-Carter 22 interception return (LeZotte pass failed)

Stat Leaders	James Madison	UMass
Rushing	Fenner (17-48-0)	Baylark (35-140-2) Demers (3-41-0)
Passing	LeZotte (21-32-248-3-2)	Krohn (18-34-214-2-2)
Receiving	Harrison (9-72-1) Tolley (5-91-1)	Peebler (8-116-1)

Game #5 • UMass 44, New Hampshire 30 October 4, 2003 • Amherst, Mass.



Jason Peebler caught five passes for 177 yards and two touchdowns, to lead the ninth-ranked Minutemen to a 44-30 victory over New Hampshire on Family Day at McGuirk Alumni Stadium. At the conclusion of the contest Peebler received the Bill Knight Trophy, which is annually presented to the game's most valuable player. The Wildcats started the game hot, with Mike Granieri throwing first quarter touchdown passes to R.J. Harvey and David Ball, as New Hampshire built an early 14-3 lead. The Minutemen responded with an 82-yard touchdown pass from Jeff Krohn to Peebler, then Steve Baylark scored on a two-yard run to put UMass up 16-14 after the first period.

Baylark added another two-yard scoring run in the second quarter, while Krohn threw a five-yard touchdown pass to Rich Demers, to put the Minutemen up 30-14 at halftime. The Wildcats cut the lead to 30-22 in the third quarter on a 10-yard pass from Granieri to Ball, before UMass regained control of the game in the fourth quarter. Krohn found Peebler with another scoring strike, and Baylark added his third touchdown to put the Minutemen up 44-22. New Hampshire concluded the scoring with a three-

yard touchdown run by Paul McKinney in the closing minutes. Baylark finished the day with 111 yards and three scores on 26 carries, while Krohn completed 18 of 35 passes for 295 yards and three touchdowns. Granieri led the Wildcats by hitting on 30 of 53 passes for 310 yards and three scores, but he also threw two interceptions and was sacked five times. Anton McKenzie recorded a game-high 12 tackles and a sack for the UMass defense, while James Ihedigbo added three tackles with an interception and a fumble recovery. Chris Robinson led the New Hampshire defense with nine total tackles.

Team Statistics	New Hampshire	UMass
First Downs	25	17
Rushing Yards	103	161
Passing Yards	310	295
Total Offense	413	456
Passes	30-53	18-35
Interceptions Thrown	2	2
Fumbles / Lost	5 / 3	2 / 1
Penalties / Yards	6 / 41	8 / 69
Punts / Average	6 / 36.8	5 / 39.6
Punt Returns	3-5	3-43
Kickoff Returns	5-113	3-46
Time of Possession	30:46	29:14

Scoring Summary	1st	2nd	3rd	4th	Total
New Hampshire	14	0	8	8	— 30
UMass	16	14	0	14	— 44

- 1st 11:54 NH—Harvey 16 pass from Granieri (McCormick kick)
 6:23 UM—Torres 38 field goal
 3:49 NH—Ball 50 pass from Granieri (McCormick kick)
 2:34 UM—Peebler 82 pass from Krohn (Torres kick blocked)
 2:07 UM—Baylark 2 run (Torres kick)
 2nd 9:52 UM—Demers 5 pass from Krohn (Torres kick)
 3:54 UM—Baylark 2 run (Torres kick)
 3rd 7:29 NH—Ball 10 pass from Granieri (Bailey pass from Granieri)
 4th 8:50 UM—Peebler 22 pass from Krohn (Torres kick)
 5:35 UM—Baylark 3 run (Torres kick)
 2:05 NH—McKinney 3 run (Bailey pass from Granieri)

Stat Leaders	New Hampshire	UMass
Rushing	Harvey (14-39-0)	Baylark (26-111-3) Demers (9-51-0)
Passing	Granieri (30-53-310-3-2)	Krohn (18-35-295-3-2)
Receiving	McKinney (6-61-0) Bailey (6-42-0) Ball (5-93-2)	Peebler (5-177-2) Demers (4-34-1) Howard (4-22-0)

Game #6 • UMass 24, William & Mary 14 October 11, 2003 • Williamsburg, Va.

Rich Demers rushed 26 times for a career-high 171 yards and two touchdowns, to lead the seventh-ranked Minutemen to a 24-14 over William & Mary at Zable Stadium. Demers also caught three passes for 26 yards, to finish the day with 197 all-purpose yards. UMass took the game's opening kickoff and marched right down the field, with Demers scoring on a one-yard run to cap a 12-play, 79-yard drive. The Minutemen increased the lead to 10-0 later in the first quarter on a 29-yard field goal by Michael Torres. Neither team scored any points in the second period, with UMass turning the ball over twice in Tribe territory. The Minutemen increased their lead to 17-0 on their opening drive of the second half, as Demers scored his second touchdown on a one-yard run. William & Mary, which had only 128 yards of total offense through the first three quarters, was able to close the gap following two more UMass turnovers. The Tribe scored two touchdowns, on a 51-yard pass from Lang Campbell to Steven Hargrove and a 14-yard run by

Game Recaps



Nick Rogers, to make the score 17-14. But the Minutemen then put the game away on their next possession, going 80 yards on nine plays, with Dominique Stewart catching a 23-yard pass from Jeff Krohn to conclude the scoring. Krohn completed 23 of 32 passes for 242 yards and a touchdown, with Stewart totaling five receptions for 52 yards and a score. Steve Baylark also contributed to the UMass attack with 21 carries for 77 yards and four catches for 22 yards. Campbell led the Tribe by completing 23 of 29 attempts for 265 yards with one touchdown and one interception,

while Danny Wade had eight receptions for 80 yards. Steve Costello led the Minuteman defense with seven tackles, three tackles for loss, an interception and a pass breakup. Paul Carpenter had a game-high 17 tackles for the William & Mary defense.

Team Statistics	UMass	William & Mary
First Downs	26	17
Rushing Yards	246	48
Passing Yards	242	265
Total Offense	488	313
Passes	23-32	23-29
Interceptions Thrown	2	1
Fumbles / Lost	3 / 2	3 / 1
Penalties / Yards	11 / 95	5 / 60
Punts / Average	4 / 45.0	6 / 38.3
Punt Returns	2-9	4-8
Kickoff Returns	2-34	3-41
Time of Possession	36:54	23:06

Scoring Summary	1st	2nd	3rd	4th	Total
UMass	10	0	7	7	— 24
William & Mary	0	0	0	14	— 14


- 1st 10:17 UM—Demers 1 run (Torres kick)
- 2:28 UM—Torres 29 field goal
- 3rd 8:00 UM—Demers 1 run (Torres kick)
- 4th 14:38 W&M—Hargrove 51 pass from Campbell (Kuehn kick)
- 7:57 W&M—Rogers 14 run (Kuehn kick)
- 4:23 UM—Stewart 23 pass from Krohn (Torres kick)

Stat Leaders	UMass	William & Mary
Rushing	Demers (26-171-2) Baylark (21-77-0)	Rogers (6-31-1)
Passing	Krohn (23-32-242-1-2)	Campbell (23-29-265-1-1)
Receiving	Stewart (5-52-1) Baylark (4-22-0)	Wade (8-80-0) Hargrove (5-91-1)

Game #7 • UMass 27, Hofstra 22

October 18, 2003 • Amherst, Mass.

Rich Demers rushed 26 times for 139 yards and a pair of touchdowns, while Jeff Krohn passed for 225 yards and two touchdowns as the sixth-ranked Minutemen defeated Hofstra 27-22 on Homecoming Weekend at McGuirk Alumni Stadium. The Minutemen scored on their first possession of the game as Demers ran in his first of two scores from five yards out. Hofstra pulled even on its first possession as quarterback Andrew English hit Issac Irby with a 42-yard touchdown pass. Hofstra would tack on a field goal on its second possession to hold its only lead of the contest, 9-6, at the end of the first quarter. Krohn's 23-yard touchdown strike to Johnson Owumi 32



seconds into the second quarter gave the Minutemen the lead for good, but UMass never put the Pride completely out of it despite three Hofstra turnovers in the quarter. Following an interception by Tracy Belton, UMass needed to go just 30-yards to set up Demers' second score of the afternoon, a fourth-down run that made it 20-9 with 9:42 left in the first half. Hofstra kicker Chris Onorato added his second field goal on the afternoon with a 41-yard boot to end the first half with UMass in the lead 20-12. Onorato began the second half scoring with a 36-yard field goal to cut it to 20-15. Anton McKenzie's fumble recovery on the next Hofstra possession led to a 28-yard touchdown pass

from Krohn to Dominique Stewart to extend the UMass lead to 27-15 with 6:54 left in the third quarter. English found Irby late in the third with a two-yard pass to keep the Pride in the game at 27-22 heading into the fourth quarter. UMass punter Christian Koegel pinned Hofstra inside its own five-yard line on two occasions late in the game, while James Ihedigbo intercepted English with less than a minute remaining to seal the victory. UMass forced a six turnovers, including four interceptions and converted five fourth-down opportunities, all season-highs. Defensively, linebacker Mark Kimener totaled a team-leading 16 tackles, including 12 solo stops, while Mike Ziccardi had nine tackles. For Hofstra, wide out Marques Colston had nine catches for 120 yards, while James Glee totaled eight tackles.

Team Statistics	Hofstra	UMass
First Downs	16	15
Rushing Yards	56	180
Passing Yards	312	225
Total Offense	368	405
Passes	29-50	20-41
Interceptions Thrown	4	0
Fumbles / Lost	3 / 2	1 / 1
Penalties / Yards	9 / 69	11 / 89
Punts / Average	5 / 41.2	6 / 42.0
Punt Returns	2-22	1-7
Kickoff Returns	3-57	5-98
Time of Possession	29:03	30:57


Scoring Summary	1st	2nd	3rd	4th	Total
Hofstra	9	3	10	0	— 22
UMass	6	14	7	0	— 27

- 1st 12:38 UM—Demers 5 run (Torres kick failed)
- 11:22 HU—Irby 42 pass from English (Onorato kick failed)
- 3:53 HU—Onorato 22 field goal
- 2nd 14:32 UM—Owumi 23 pass from Krohn (Torres kick)
- 9:42 UM—Demers 5 run (Torres kick)
- 0:00 HU—Onorato 41 field goal
- 3rd 10:34 HU—Onorato 36 field goal
- 6:54 UM—Stewart 28 pass from Khron (Torres kick)
- 1:39 HU—Irby 2 pass from English (Onorato kick)

Stat Leaders	UMass	Hofstra
Rushing	Demers (28-139-2)	Dimmie (11-32-0)
Passing	Krohn (20-41-225-2-0)	English (29-50-312-2-4)
Receiving	Stewart (7-93-1) Demers (5-21-0)	Colston (9-120) Irby (8-119-2)

Game #8 • UMass 19, Villanova 14

October 25, 2003 • Villanova, Pa.



Shannon James scooped up a fumble with less than three minutes remaining and returned it 39 yards for the game-winning score as the fifth ranked Minutemen defeated No. 2 Villanova on the road. The win was UMass' first at Villanova since Nov. 10, 1962. James, who also notched an interception, nine tackles and eight solo stops, was part of a UMass defense that forced four turnovers, had eight sacks and held Villanova to a season-low 14 points. The Minutemen got on the board first as senior quarterback Jeff Krohn hit Jimmie Howard with a school-record

97-yard touchdown pass less than a minute into the second quarter. The score was also the longest play from scrimmage in the history of UMass football and the longest pass in Atlantic 10 history. Michael Torres then tacked on a 28-yard field goal with 3:03 left in the second quarter to make it 10-0. The Wildcats answered as a 12-play, 80-yard drive, finished with a 17-yard touchdown pass from Joe Casamento to John Dieser, to make the score 10-7 at the break. Linebacker Jeremy Cain intercepted a pass early in third quarter to set up Torres' second field goal of the afternoon, making it 13-7 UMass. But in the fourth quarter, Villanova backup quarterback Marvin Burroughs directed an eight-play, 54-yard drive, capped off when Terry Butler went in to the end zone to make it 14-13 Villanova with 6:26 left in the game. After Torres missed a 52-yard field goal attempt with 2:38 remaining, Villanova looked to be in control. But on the next possession, Burroughs fumbled the snap and James raced 39 yards for the winning touchdown. Krohn finished the day with 244 yards and a touchdown, while not throwing an interception for the second consecutive week. Wildcat counterparts Casamento and Burroughs each totaled 146 yards but Casamento threw a pair of interceptions while Burroughs was sacked four times. Defensively, UMass was led by Mark Kimener who had a game-high 12 tackles, two tackles for a loss, and a pair of sacks, while James Ihedigbo added 10 total tackles. Darrell Adams led Villanova with eight tackles, including five for loss and a sack.

Team Statistics	UMass	Villanova
First Downs	15	20
Rushing Yards	59	97
Passing Yards	244	292
Total Offense	303	389
Passes	13-35	27-43
Interceptions Thrown	0	3
Fumbles / Lost	0 / 0	2 / 1
Penalties / Yards	9 / 57	5 / 47
Punts / Average	6 / 36.8	6 / 35.3
Punt Returns	2-7	2-8
Kickoff Returns	2-32	3-74
Time of Possession	28:10	31:50


Scoring Summary	1st	2nd	3rd	4th	Total
UMass	0	10	3	6	— 19
Villanova	0	7	0	7	— 14

- 2nd 14:15 UM—Howard 97 pass from Krohn (Torres kick)
- 3:03 UM—Torres 28 field goal
- 0:09 VU—Dieser 17 pass from Casamento (James kick)
- 3rd 9:22 UM—Torres 36 field goal
- 4th 6:26 VU—Butler 2 run (James kick)
- 2:08 UM—James 39 fumble return (Baylark rush failed)

Stat Leaders	UMass	Villanova
Rushing	Baylark (14-39-0)	Butler (9-47-1)
Passing	Krohn (13-35-244-1-0)	Casamento (16-23-146-2-1)
		Burroughs (11-20-146-0-1)
Receiving	Demers (4-44-0)	Dieser (8-129-1)
	Stewart (3-42-0)	Outlaw (4-56-0)
	Howard (2-106-1)	Butler (4-41-0)

Game #9 • UMass 28, Northeastern 24

November 1, 2003 • Amherst, Mass.



Jeff Krohn passed for 227 yards and three touchdowns to lead fourth-ranked Massachusetts to a 28-24 victory over Northeastern at McGuirk Stadium. Krohn completed 20 of 28 passes as UMass won its seventh straight game. Northeastern jumped out to an early lead scoring twice in the first quarter to hold a 14-0 advantage, despite holding the ball for just 4:21. The first score was set up by a 40-yard interception return by Liam Ezekial. Anthony Riley ran 59 yards up the middle accounting for the other Husky touchdown. The Minutemen roared back in the second frame as Rich Demers, Jimmie Howard and Jason Peebler each collected a touchdown pass from Krohn. Demers also

grabbed a two-point conversion after Howard's score, capping a nine-play, 86-yard drive. The two-point tally was UMass' first since Nov. 8 1997. The Huskies added another touchdown in the second quarter and the teams were tied 21-21 at halftime. James Ihedigbo recovered a fumble at the Northeastern 28-yard line at the 7:07 mark of the third quarter and Steve Baylark put the Minutemen ahead on a 7-yard run with 4:39 left in the period. Husky kicker Miro Kesic would add a field goal with 8:34 remaining to pull the Huskies within a touchdown, but Shannon James would come up with a game-saving play for the second consecutive week as he intercepted Shawn Brady with less than two minutes left, preserving the UMass win. Defensively, Mark Kimener led the Minutemen with 11 tackles including nine solo stops while Liam Ezekeil had a game-high 17 tackles for Northeastern.

Team Statistics	Northeastern	UMass
First Downs	18	17
Rushing Yards	172	62
Passing Yards	187	227
Total Offense	359	289
Passes	17-28	20-28
Interceptions Thrown	2	1
Fumbles / Lost	2 / 1	1 / 0
Penalties / Yards	8 / 71	9 / 79
Punts / Average	3 / 40.3	5 / 38.4
Punt Returns	3-22	3-38
Kickoff Returns	4-90	5-96
Time of Possession	28:24	31:36

Game Recaps



Scoring Summary	1st	2nd	3rd	4th	Total
Northeastern	14	7	0	3	— 24
UMass	0	21	7	0	— 28

1st 6:47 NU—French 3 pass from Brady (Kesic kick)
 3:34 NU—Riley 59 run (Kesic kick)
 2nd 14:19 UM—Demers 15 pass from Krohn(Torres kick)
 4:48 NU—Gale 1 run (Kesic kick)
 3:52 UM—Howard 49 pass from Krohn(Torres kick failed)
 1:15 UM—Peebler 46 pass from Krohn(Demers pass from Krohn)
 3rd 4:39 UM—Baylark 7 run (Torres kick)
 4th 8:34 NU—Kesic 29 field goal

Stat Leaders	Northeastern	UMass
Rushing	Gale (19-74-1) Riley (6-71-1)	Baylark (17-71-1) Demers (9-28-0)
Passing	Brady (16-27-174-1-2)	Krohn (20-28-227-3-1)
Receiving	Parks (6-41-0) Q. Mitchell (5-115-0)	Howard (3-65-1) Peebler (3-54-1) Demers (3-26-1)

Game #10 • UMass 30, Richmond 17 November 8, 2003 • Amherst, Mass.



Steve Baylark and Rich Demers each ran for over 100 yards as the fourth-ranked Minutemen defeated Richmond 30-17 at McGuirk Alumni Stadium. Jeff Krohn threw for a season-high four touchdowns and 201 yards, while Jason Peebler collected three touchdown receptions, becoming the first Minuteman to accomplish the feat since Adrian Zullo had four on Sept. 11, 1999. Richmond got on the board first as Joseph Fore hit a 26-yard field goal just before the end of the first quarter. UMass answered on the ensuing possession as Krohn found Peebler for a 38-yard strike to give UMass a 7-3 lead. Following a Richmond interception to give the Spiders the ball at the UMass 43,

David Edwards scored on a one-yard touchdown run to put Richmond back in front, 10-7. Quarterback Stacy Tutt, starting in place of the injured Bryson Spinner, then led a six-play, 70-yard touchdown drive, highlighted by his 57-yard run to the UMass six-yard line. Tutt went in to the end zone three plays later to make it 17-7, a lead the Spiders would take into the half. But that would be all the UMass defense would allow, as Richmond was held to just 35 yards of total offense in the second half, including two first downs, 13 yards passing and no points. On the second possession of the half, Serge Tikum had an 11-yard sack of Tutt to back the Spiders inside their own 10 yard line. The ensuing UMass drive resulted in a 23-yard touchdown strike from Krohn to Peebler, cutting the Richmond lead to 17-14. Michael Torres then tied the score with a 28-yard field goal at the 1:11 mark of the third quarter. Demers would score the go-ahead points as he grabbed a four-yard touchdown pass from Krohn with 11:47 remaining in the game. UMass then scored on its fourth consecutive possession as Krohn hit Peebler with a 20-yard touchdown strike with 5:29 remaining. Demers finished with 139 yards on the afternoon including 124 yards on the ground and 96 yards rushing in the second half. Tutt finished the afternoon with 169 yards completing 11 of 21 passes for 99 yards while rushing for 70 yards. Mark Kimener led the UMass defense with 13 tackles.

Team Statistics	Richmond	UMass
First Downs	12	21
Rushing Yards	167	258
Passing Yards	99	201
Total Offense	266	459
Passes	11-21	13-29
Interceptions Thrown	1	1
Fumbles / Lost	1 / 0	1 / 0
Penalties / Yards	8 / 46	6 / 53
Punts / Average	7 / 35.7	4 / 27.0
Punt Returns	1-0	2-14
Kickoff Returns	4-57	3-54
Time of Possession	30:40	29:20

Scoring Summary	1st	2nd	3rd	4th	Total
Richmond	3	14	0	0	— 17
UMass	0	7	10	13	— 30

1st 1:12 UR—Fore 26 field goal
 2nd 14:11 UM—Peebler 38 pass from Krohn (Torres kick)
 6:10 UR—Edwards 1 run (Fore kick)
 0:51 UR—Tutt 4 run (Fore kick)
 3rd 7:01 UM—Peebler 23 pass from Krohn (Torres kick)
 1:11 UM—Torres 28 field goal
 4th 11:47 UM—Demers 4 pass from Krohn (Torres kick failed)
 5:29 UM—Peebler 20 pass from Krohn (Torres kick)

Stat Leaders	Richmond	UMass
Rushing	Tutt (18-70-1) Williams (5-47-0)	Baylark (21-144-0) Demers (18-124-0)
Passing	Tutt (11-21-99-0-1)	Krohn (13-28-201-4-1)
Receiving	Schools (5-37-0)	Peebler (7-143-3)

Game #11 • Delaware 51, UMass 45 (3OT) November 15, 2003 • Newark, Del.



Jeff Krohn's fourth down pass attempt to Jimmie Howard fell incomplete, as sixth-ranked Delaware defeated third-ranked UMass 51-45 in triple overtime to close out the longest UMass game since 1987. Krohn finished the afternoon completing 25 of 48 attempts for 354 yards and five touchdown passes. Steve Baylark went over 1,000 rushing yards on the season after totaling 136 all-purpose yards with a touchdown, while Jason Peebler had six catches for 132 yards and three touchdowns. The Minutemen, who led for less than four minutes during

regulation, battled back to tie or take the lead on four separate occasions in a contest which saw 10 lead changes. A 33-yard field goal by Michael Torres tied it at 24-24 with 10:08 left in the fourth quarter. Delaware then capitalized on a UMass turnover at its own two-yard line, going in three plays later from three yards out. Trailing 31-24 with less than six minutes remaining, Krohn led UMass on a nine-play, 89-yard drive in 2:50, hitting Johnson Owumi with a six-yard pass to tie the score. After regulation, each team scored and converted an extra point in each of the first two overtime sessions. In the third extra frame, the Blue Hens converted a pair of fourth down opportunities, including what proved to be the game-winning score on a pass from four yards out by Andy Hall to Justin Long. Although the two point conversion failed, UMass was unable to answer on

its final possession. Defensively, Jeremy Cain had a game-high 12 tackles including four tackles for loss, one forced fumble, one fumble recovery and a sack. Mondoe Davis led the Blue Hens with 12 tackles, two forced fumbles and a sack.

Team Statistics	UMass	Delaware
First Downs	27	23
Rushing Yards	164	171
Passing Yards	354	261
Total Offense	518	432
Passes	25-49	28-39
Interceptions Thrown	2	0
Fumbles / Lost	5 / 3	3 / 2
Penalties / Yards	6 / 38	8 / 81
Punts / Average	4 / 43.5	7 / 35.3
Punt Returns	3-17	1-15
Kickoff Returns	5-64	5-137
Time of Possession	27:55	32:05

Scoring Summary	1st	2nd	3rd	4th	OT	Total
UMass	0	14	7	10	14	— 45
Delaware	3	14	7	7	20	— 51


- 1st 8:31 UD—Shushman 42 field goal
- 2nd 14:11 UD—Boler 8 pass from Hall(Shushman kick)
- 8:00 UM—Peebler 9 pass from Krohn(Torres kick)
- 5:33 UM—Peebler 30 pass from Krohn (Torres kick)
- 1:53 UD—Boler 7 pass from Hall (Shushman kick)
- 3rd 10:36 UD—Bennett 6 run (Shushman kick)
- 5:47 UM—Douglas 5 pass from Krohn(Torres kick)
- 4th 10:08 UD—Torres 33 field goal
- 6:32 UD—Long 3 pass from Hall(Shushman kick)
- 2:26 UM—Owumi 6 pass from Krohn(Torres kick)
- OT — UD—Bennett 16 run (Shushman kick)
- UM—Baylark 6 run (Torres kick)
- UM—Peebler 25 pass from Krohn (Torres kick)
- UD—Hall 13 run (Shushman kick)
- UD—Long 4 pass from Hall (Hall pass failed)

Stat Leaders	UMass	Delaware
Rushing	Baylark (23-126-1) Demers (10-43-0)	Bennett (22-85-2) Hall (21-63-1)
Passing	Krohn (25-48-354-5-2)	Hall (27-38-254-4-0)
Receiving	Peebler (6-132-3) Howard (5-48-0)	Boler (10-109-2) Long (8-64-2)

Game #12 • UMass 31, Rhode Island 17

November 22, 2003 • Amherst, Mass.

Jeff Krohn and Jason Peebler hooked up for a pair of touchdowns as the seventh-ranked Minutemen rolled over Rhode Island on Senior Day at McGuirk Alumni Stadium. UMass scored on five of its first six possessions including a touchdown on each of the first three, while the defense allowed just a field goal in the second half of play. The Minutemen got on the board first as Steve Baylark went in from five yards out to cap a 13-play, 74-yard drive. Krohn and Peebler hooked up for a 28-yard score on the next UMass possession with 6:49 left in the first quarter. Trailing 14-0, the Rams used a six-play, 93-yard drive to cut it to seven with 4:09 left in the first quarter.



But UMass answered with two touch-downs and a field goal to put the game away early. Following an inside kickoff attempt which failed to deliver Rhode Island the ball, UMass started its third drive at the Rams 39-yard line. Rich Demers scored from 30-yards out three plays later to extend the lead to 21-7, Minutemen, with 3:07 remaining in the first quarter. Michael Torres added a 26-yard field goal in the second quarter, and was followed by Peebler's second score of the day. Krohn finished the afternoon with 234 yards completing 16 of 26 attempts while Steve Baylark ran for 89 yards on 26 attempts. The Rams were led by Jerrell Jones who had 84

yards, and helped URI break the A-10 Conference rushing record for most yards in a season (4,009). Anton McKenzie led the defense with 12 tackles including six solo stops, while Raquan Pride has 12 stops, nine of the solo variety to lead Rhode Island.

Team Statistics	Rhode Island	UMass
First Downs	16	25
Rushing Yards	345	189
Passing Yards	106	234
Total Offense	451	423
Passes	6-9	16-26
Interceptions Thrown	0	1
Fumbles / Lost	6 / 2	3 / 1
Penalties / Yards	6 / 52	4 / 41
Punts / Average	4 / 42.0	4 / 47.5
Punt Returns	0-0	1-1
Kickoff Returns	5-77	2-19
Time of Possession	28:04	31:56

Scoring Summary	1st	2nd	3rd	4th	Total
Rhode Island	7	7	3	0	— 17
UMass	21	10	0	0	— 31


- 1st 11:39 UM—Baylark 5 run (Torres kick)
- 6:49 UM—Peebler 28 pass from Krohn(Torres kick)
- 4:09 URI—Poole 9 run (Laisle kick)
- 3:07 UM—Demers 30 run (Torres kick)
- 2nd 6:45 UM—Torres 26 field goal
- 2:13 UM—Peebler 10 pass from Krohn(Torres kick)
- 1:08 URI—Brown 40 pass from Davis (Laisle kick)
- 3rd 12:23 URI—Laisle 33 field goal

Stat Leaders	Rhode Island	UMass
Rushing	Jones (5-84-0) Green (3-68-0) W. Williams (8-61-0)	Baylark (26-89-1) Rosario (11-55-0) Demers (6-40-1)
Passing	Davis (5-7-99-1-0)	Krohn (15-24-219-2-1)
Receiving	W. Williams (4-59-0) Brown (2-47-1)	Peebler (5-65-2) Howard (3-62-0)

Game Recaps / Honors



Game #13 • Colgate 19, UMass 7 November 29, 2003 • Hamilton, N.Y.



Quarterback Chris Brown and wide-out J.B. Gerald hooked up for a pair of touchdowns from 13 and 30 yards out to lead sixth-ranked Colgate over the fifth-ranked Minutemen 19-7 in a blizzard at Andy Kerr Stadium. UMass got on the board first as Leroy Brooks blocked a punt and teammate James Ihedigbo scooped up the loose ball and raced 25 yards into the end-zone giving the Minutemen a 7-0 advantage with 6:43 left in the first quarter. UMass had a chance to extend the lead as Raider running back Jamaal Branch fumbled on his own 27-yard line where Minuteman

Mike Haynes recovered. After driving to the Colgate five-yard line, Michael Torres missed wide right on a 22-yard field goal attempt. Colgate answered with a 10-play, 80-yard touchdown drive capped by a 13-yard score from Brown to Gerald. UMass appeared to have stalled the Raiders drive two plays earlier as a fourth-down pass attempt went incomplete, but the Minutemen were called for an interference penalty allowing the series to continue. On UMass's next possession, the Minutemen turned the ball over on downs at their own six-yard line following a botched punt attempt. Branch went in from two-yards out two plays later, but Colgate missed the conversion and led 13-7. Neither team would score again in a first half, which saw the Raiders total only 14 yards rushing on 18 attempts. The third quarter saw UMass use a 10-play, 67-yard drive on its second possession of the half to get to the Colgate 13-yard line, before turning the ball over on downs. The Raiders then used an early fourth quarter UMass fumble to score their final touchdown of the afternoon. Branch, who entered the game as the nation's leading rusher, finished the afternoon with just 59 yards on 25 attempts. Defensively, James Ihedigbo, Anton McKenzie and Mark Kimener each had eight tackles to lead the Minutemen.

Team Statistics	UMass	Colgate
First Downs	16	15
Rushing Yards	100	53
Passing Yards	199	209
Total Offense	299	262
Passes	12-36	17-37
Interceptions Thrown	1	1
Fumbles / Lost	4 / 3	1 / 1
Penalties / Yards	2 / 22	4 / 37
Punts / Average	3 / 30.0	8 / 28.9
Punt Returns	6-48	0-0
Kickoff Returns	3-34	1-7
Time of Possession	29:21	30:31

Scoring Summary	1st	2nd	3rd	4th	Total
UMass	7	0	0	0	7
Colgate	0	13	0	6	19

1st 6:43 UM—Ihedigbo 25 blocked punt return (Torres kick)
 2nd 9:44 CU—Gerald 13 pass from Brown (Schwarzberg kick)
 8:14 CU—Branch 2 run (Saraceno rush failed)
 4th 12:57 CU—Gerald 30 pass from Brown (Gerald rush failed)

Stat Leaders	UMass	Colgate
Rushing	Baylark (20-84-0)	Branch (25-59-1)
Passing	Krohn (12-36-199-0-1)	Brown (17-37-209-2-1)
Receiving	Peebler (3-70-0) Douglas (3-29-0)	Gerald (7-91-2) Graham (6-82-0)

2003 UMass Individual Honors

Associated Press All-American

Anton McKenzie (second team)

College Sports Report All-American

Anton McKenzie (second team)

College Sports Television All-American

Jason Peebler (second team)

Don Hansen's Football Gazette All-Americans

Jeremy Cain (second team) Anton McKenzie (second team)

Sports Network All-Americans

Jeremy Cain (third team) Anton McKenzie (third team)

All-Atlantic 10 Conference

Valdamar Brower (first team) Jeremy Cain (first team)
 Anton McKenzie (first team) Steve Baylark (second team)
 Rob Kane (second team) Mark Kimener (second team)
 Jeff Krohn (second team) Jason Peebler (second team)
 Colin Christopher (third team) Shannon James (third team)
 Mike Ziccardi (third team)

Don Hansen's Football Gazette All-East Region

Jeremy Cain (first team) Anton McKenzie (first team)
 Steve Baylark (second team) Valdamar Brower (second team)
 Colin Christopher (second team) Shannon James (second team)
 Mark Kimener (second team) Jeff Krohn (second team)
 Jason Peebler (second team) Rob Kane (third team)
 Mike Ziccardi (third team)

All-New England

Valdamar Brower Jeremy Cain
 Jeff Krohn Anton McKenzie
 Jason Peebler

All-ECAC

Anton McKenzie (first team)

I-AA Athletic Directors Academic All-Stars

Mark Kimener

Verizon / CoSIDA Academic All-District I

Mark Kimener

Academic All-Atlantic 10 Conference

Mike Haynes Mark Kimener
 Jeff Krohn L.A. Love
 Ola Sanusi

Atlantic 10 Conference Coach of the Year

New England Football Writers Coach of the Year

Gridiron Club of Greater Boston Coach of the Year

Mark Whipple

2003 Game-By-Game Results

10-3 Overall, 8-1 A-10 (First)

7-0 Home, 3-3 Away

Date	Opponent	W/L	Score	Overall Record	Attend
Sept. 6	CENTRAL CONN.	W	51-7	1-0	8,360
Sept. 13	at Kansas State	L	7-38	1-1	46,102
Sept. 20	at #16 Maine *	W	24-16	2-1	7,316
Sept. 27	JAMES MADISON *	W	31-26	3-1	10,196
Oct. 4	NEW HAMPSHIRE *	W	44-30	4-1	7,085
Oct. 11	at William and Mary *	W	24-14	5-1	4,868
Oct. 18	HOFSTRA	W	27-22	6-1	7,323
Oct. 25	at #2 Villanova *	W	19-14	7-1	9,125
Nov. 1	NORTHEASTERN *	W	28-24	8-1	7,106
Nov. 8	RICHMOND *	W	30-17	9-1	6,167
Nov. 15	at #6 Delaware * (3OT)	L	45-51	9-2	21,804
Nov. 22	RHODE ISLAND *	W	31-17	10-2	7,087
Nov. 29	at #6 Colgate \$	L	7-19	10-3	4,197

Home games listed in ALL CAPS

* Atlantic 10 Conference Games

\$ NCAA Division I-AA Playoffs



Alex Miller and the rest of the offensive line paved the way for UMass to average 380.4 yards of total offense per game during the 2003 season.

2003 Scoring By Quarters

BY QUARTER	1st	2nd	3rd	4th	OT	Total	
UMass	81	135	64	74	14	—	368
Opponents	62	99	49	65	20	—	295

2003 Attendance Figures

Overall Totals146,736	Overall Average11,287
Atlantic 10 Totals80,754	Atlantic 10 Average8,973
Home Totals53,324	Home Average7,618
Away Totals93,412	Away Average15,569

2003 Team Statistics

	UMASS	OPPONENTS
SCORING	368	295
Points Per Game	28.3	22.7
FIRST DOWNS	244	239
Rushing	100	92
Passing	123	125
Penalty	21	22
RUSHING YARDAGE	1934	1626
Yards Gained Rushing	2289	2053
Yards Lost Rushing	355	427
Rushing Attempts	515	516
Average Per Rush	3.8	3.2
Average Per Game	148.8	125.1
Touchdowns Rushing	16	16
PASSING YARDAGE	3011	2938
Att-Comp-Int	433-228-15	433-262-22
Average Per Pass	7.0	6.8
Average Per Catch	13.2	11.2
Average Per Game	231.6	226.0
Touchdowns Passing	28	22
TOTAL OFFENSE	4945	4564
Total Plays	948	949
Average Per Play	5.2	4.8
Average Per Game	380.4	351.1
KICKOFF RETURNS: NO.-YARDS	45-799	44-845
PUNT RETURNS: NO.-YARDS	34-273	26-181
INT. RETURNS: NO.-YARDS	22-72	15-217
KICKOFF RETURN AVERAGE	17.8	19.2
PUNT RETURN AVERAGE	8.0	7.0
INT. RETURN AVERAGE	3.3	14.5
FUMBLES-LOST	27-16	36-18
PENALTIES-YARDS	103-885	82-691
Average Per Game	68.1	53.2
PUNTS-YARDS	68-2663	78-2815
Average Per Punt	39.2	36.1
Net Punt Average	36.5	32.6
TIME OF POSSESSION/GAME	29:10	30:50
3RD-DOWN CONVERSIONS	63/195	66/203
3rd-Down Percentage	32%	33%
4TH-DOWN CONVERSIONS	17/43	10/26
4th-Down Percentage	40%	38%
SACKS BY-YARDS	34-246	27-161
MISCELLANEOUS YARDS	109	11
TOUCHDOWNS SCORED	49	39
FIELD GOALS-ATTEMPTS	9-15	8-12
PAT KICKS-ATTEMPTS	43-47	31-33

Individual Statistics



2003 Individual Statistics

<i>Rushing</i>	<i>GP-GS</i>	<i>Att</i>	<i>Gain</i>	<i>Loss</i>	<i>Net</i>	<i>Avg</i>	<i>TD</i>	<i>Long</i>	<i>Avg/G</i>
Steve Baylark	13-8	268	1268	91	1177	4.4	10	43	90.5
Rich Demers	13-5	125	690	26	664	5.3	5	38	51.1
Raunny Rosario	6-1	27	107	4	103	3.8	0	23	17.2
Justin Montgomery	7-0	14	72	0	72	5.1	1	20	10.3
Anton McKenzie	12-12	1	31	0	31	31.0	0	31	2.6
Greg Scott	8-3	7	30	0	30	4.3	0	12	3.8
Lorenzo Perry	12-0	2	4	0	4	2.0	0	3	0.3
Jimmie Howard	13-12	5	13	12	1	0.2	0	9	0.1
Jason Peebler	11-8	1	0	2	-2	-2.0	0	-2	-0.2
Steve Howell	4-0	4	13	17	-4	-1.0	0	13	-1.0
Serge Tikum	13-13	1	0	5	-5	-5.0	0	-5	-0.4
Jeff Krohn	13-13	44	61	162	-101	-2.3	0	9	-7.8
Team	13-0	16	0	36	-36	-2.2	0	-1	-2.8
UMass	13-13	515	2289	355	1934	3.8	16	43	148.8
Opponents	13-13	516	2053	427	1626	3.2	16	59	125.1

<i>Passing</i>	<i>GP-GS</i>	<i>Eff</i>	<i>Att-Cmp-Int</i>	<i>Pct</i>	<i>Yds</i>	<i>TD</i>	<i>Lng</i>	<i>Avg/G</i>
Jeff Krohn	13-13	126.57	422-223-15	52.8	2961	28	97	227.8
Steve Howell	4-0	102.22	9-5-0	55.6	50	0	15	12.5
Greg Scott	8-3	0.00	2-0-0	0.0	0	0	0	0.0
UMass	13-13	125.48	433-228-15	52.7	3011	28	97	231.6
Opponents	13-13	124.11	433-262-22	60.5	2938	22	56	226.0

<i>Receiving</i>	<i>GP-GS</i>	<i>No.</i>	<i>Yds</i>	<i>Avg</i>	<i>TD</i>	<i>Long</i>	<i>Avg/G</i>
Jason Peebler	11-8	50	1003	20.1	13	82	91.2
Jimmie Howard	13-12	37	541	14.6	4	97	41.6
Dominique Stewart	13-7	37	464	12.5	2	41	35.7
Rich Demers	13-5	30	222	7.4	5	25	17.1
Steve Baylark	13-8	22	166	7.5	0	29	12.8
Johnson Owumi	13-0	18	305	16.9	2	35	23.5
Mike Douglas	13-9	10	92	9.2	1	20	7.1
Sean Young	12-6	9	90	10.0	1	33	7.5
Glenn Opie	11-0	5	52	10.4	0	18	4.7
Brandon London	13-1	4	28	7.0	0	10	2.2
Greg Scott	8-3	3	42	14.0	0	16	5.2
Justin Montgomery	7-0	1	3	3.0	0	3	0.4
Steve Wysocki	13-4	1	2	2.0	0	2	0.2
Raunny Rosario	6-1	1	1	1.0	0	1	0.2
UMass	13-13	228	3011	13.2	28	97	231.6
Opponents	13-13	262	2938	11.2	22	56	226.0


<i>Punt Returns</i>	<i>No.</i>	<i>Yds</i>	<i>Avg</i>	<i>TD</i>	<i>Long</i>
Steve Costello	18	152	8.4	0	27
Shannon James	8	23	2.9	0	10
Dominique Stewart	6	29	4.8	0	10
Jeremy Cain	1	29	29.0	0	29
Leroy Brooks	1	15	15.0	0	15
James Ihedigbo	0	25	0.0	1	25
UMass	34	273	8.0	1	27
Opponents	26	181	7.0	0	17

<i>Interceptions</i>	<i>No.</i>	<i>Yds</i>	<i>Avg</i>	<i>TD</i>	<i>Long</i>
Steve Costello	6	24	4.0	0	24
Shannon James	4	30	7.5	0	30
Tracy Belton	4	19	4.8	0	19
James Ihedigbo	4	0	0.0	0	0
Mark Kimener	2	3	1.5	0	3
Jeremy Cain	1	0	0.0	0	0
Bobby Boyer	1	-4	-4.0	0	0
UMass	22	72	3.3	0	30
Opponents	15	217	14.5	1	40

<i>Kickoff Returns</i>	<i>No.</i>	<i>Yds</i>	<i>Avg</i>	<i>TD</i>	<i>Long</i>
Jimmie Howard	16	327	20.4	0	61
Lorenzo Perry	12	228	19.0	0	34
Jason Peebler	9	186	20.7	0	38
Mike Douglas	4	18	4.5	0	7
Greg Scott	2	35	17.5	0	19
Rich Demers	2	5	2.5	0	3
UMass	45	799	17.8	0	61
Opponents	44	845	19.2	0	44

<i>Fumble Returns</i>	<i>No.</i>	<i>Yds</i>	<i>Avg</i>	<i>TD</i>	<i>Long</i>
Shannon James	1	39	39.0	1	39
Steve Costello	1	35	35.0	1	35
Mike Ziccardi	1	30	30.0	1	30
Anton McKenzie	1	5	5.0	1	5
UMass	4	109	27.2	4	39
Opponents	2	11	5.5	0	8

<i>Punting</i>	<i>No.</i>	<i>Yds</i>	<i>Avg</i>	<i>Long</i>	<i>TB</i>	<i>FC</i>	<i>I20</i>	<i>Blkd</i>
Christian Koegel	68	2663	39.2	57	5	3	19	0
UMass	68	2663	39.2	57	5	3	19	0
Opponents	78	2815	36.1	68	5	10	17	2



Dominique Stewart caught 37 passes for 464 yards last season.

2003 Individual Statistics

Field Goals	FG-FGA	Pct	1-19	20-29	30-39	40-49	50+	Lg	Blk
Michael Torres	9-15	60.0	0-0	4-6	4-5	1-3	0-1	46	2
UMass	9-15	60.0	0-0	4-6	4-5	1-3	0-1	46	2
Opponents	8-12	66.7	0-0	3-3	3-5	2-4	0-0	42	1

Field Goal Sequence	UMass	Opponents
Central Connecticut	—	46
Kansas State	45	(38)
Maine	37,(37)	—
James Madison	(46)	32
New Hampshire	(38)	—
William & Mary	(29)	—
Hofstra	40,25	(22),(41),(36)
Villanova	(28),(36),52	—
Northeastern	—	39,43,(29)
Richmond	(28)	(26)
Delaware	(33)	(42)
Rhode Island	(26)	(33)
Colgate	22	—

Numbers in (parentheses) indicate field goal was made.

Scoring	TD	FGs	PAT					DXP	Saf	Pts
			Kick	Rush	Rcv	Pass				
Jason Peebler	13	0-0	0-0	0-0	0	0-0	0	0	78	
Michael Torres	0	9-15	40-44	0-0	0	0-0	0	0	67	
Rich Demers	10	0-0	0-0	0-0	1	0-0	0	0	62	
Steve Baylark	10	0-0	0-0	0-1	0	0-0	0	0	60	
Jimmie Howard	4	0-0	0-0	0-0	0	0-0	0	0	24	
Johnson Owumi	2	0-0	0-0	0-0	0	0-0	0	0	12	
Dominique Stewart	2	0-0	0-0	0-0	0	0-0	0	0	12	
Steve Costello	1	0-0	0-0	0-0	0	0-0	0	0	6	
Mike Douglas	1	0-0	0-0	0-0	0	0-0	0	0	6	
James Ihedigbo	1	0-0	0-0	0-0	0	0-0	0	0	6	
Shannon James	1	0-0	0-0	0-0	0	0-0	0	0	6	
Anton McKenzie	1	0-0	0-0	0-0	0	0-0	0	0	6	
Justin Montgomery	1	0-0	0-0	0-0	0	0-0	0	0	6	
Sean Young	1	0-0	0-0	0-0	0	0-0	0	0	6	
Mike Ziccardi	1	0-0	0-0	0-0	0	0-0	0	0	6	
Mike Stoller	0	0-0	3-3	0-0	0	0-0	0	0	3	
Jeremy Cain	0	0-0	0-0	0-0	0	0-0	0	1	2	
Jeff Krohn	0	0-0	0-0	0-0	0	1-1	0	0	0	
UMass	49	9-15	43-47	0-1	1	1-1	0	1	368	
Opponents	39	8-12	31-33	0-2	2	2-4	0	1	295	

Total Offense	G	Plays	Rush	Pass	Total	Avg/G
Jeff Krohn	13	466	-101	2961	2860	220.0
Steve Baylark	13	268	1177	0	1177	90.5
Rich Demers	13	125	664	0	664	51.1
Raunny Rosario	6	27	103	0	103	17.2
Justin Montgomery	7	14	72	0	72	10.3
Steve Howell	4	13	-4	50	46	11.5
Anton McKenzie	12	1	31	0	31	2.6
Greg Scott	8	9	30	0	30	3.8
Lorenzo Perry	12	2	4	0	4	0.3
Jimmie Howard	13	5	1	0	1	0.1
Jason Peebler	11	1	-2	0	-2	-0.2
Serge Tikum	13	1	-5	0	-5	-0.4
Team	13	16	-36	0	-36	-2.8
UMass	13	948	1934	3011	4945	380.4
Opponents	13	949	1626	2938	4564	351.1

All-Purpose	G	Rush	Rec	PR	KR	IR	FR	Total	Avg/G
Steve Baylark	13	1177	166	0	0	0	0	1343	103.3
Jason Peebler	11	-2	1003	0	186	0	0	1187	107.9
Rich Demers	13	664	222	0	5	0	0	891	68.5
Jimmie Howard	13	1	541	0	327	0	0	869	66.8
Dominique Stewart	13	0	464	29	0	0	0	493	37.9
Johnson Owumi	13	0	305	0	0	0	0	305	23.5
Lorenzo Perry	12	4	0	0	228	0	0	232	19.3
Steve Costello	10	0	0	152	0	24	35	211	21.1
Mike Douglas	13	0	92	0	18	0	0	110	8.5
Greg Scott	8	30	42	0	35	0	0	107	13.4
Raunny Rosario	6	103	1	0	0	0	0	104	17.3
Shannon James	13	0	0	23	0	30	39	92	7.1
Sean Young	12	0	90	0	0	0	0	90	7.5
Justin Montgomery	7	72	3	0	0	0	0	75	10.7
Glenn Opie	11	0	52	0	0	0	0	52	4.7
Anton McKenzie	12	31	0	0	0	0	5	36	3.0
Mike Ziccardi	13	0	0	0	0	0	30	30	2.3
Jeremy Cain	13	0	0	29	0	0	0	29	2.2
Brandon London	13	0	28	0	0	0	0	28	2.2
James Ihedigbo	12	0	0	25	0	0	0	25	2.1
Tracy Belton	12	0	0	0	0	19	0	19	1.6
Leroy Brooks	13	0	0	15	0	0	0	15	1.2
Mark Kimener	13	0	0	0	0	3	0	3	0.2
Steve Wysocki	13	0	2	0	0	0	0	2	0.2
Bobby Boyer	6	0	0	0	0	-4	0	-4	-0.7
Steve Howell	4	-4	0	0	0	0	0	-4	-1.0
Serge Tikum	13	-5	0	0	0	0	0	-5	-0.4
Jeff Krohn	13	-101	0	0	0	0	0	-101	-7.8
Team	13	-36	0	0	0	0	0	-36	-2.8
UMass	13	1934	3011	273	799	72	109	6198	476.8
Opponents	13	1626	2938	181	845	217	11	5818	447.5



Raunny Rosario was UMass' third-leading rusher in 2003 with 103 yards.

Individual Statistics



Shannon James (left), L.A. Love (center) and James Ihedigbo (right) were among UMass' defensive leaders during the 2003 season.

2003 Defensive Statistics

	GP	Tackles				Sacks		Pass Def			Fumbles		Blkd	
		UT	AT	Total	ForLoss	No-Yards	Int-Yds	BrUp	QBH	Recv-Yds	Forc	Kick	Saf	
55 Mark Kimener	13	90	43	133	15-54	4-22	2-3	2	1	0-0	4	0	0	
10 Jeremy Cain	13	73	34	107	14-67	4-45	1-0	3	12	2-0	3	1	1	
42 Anton McKenzie	12	79	27	106	11-31	4-23	0-0	5	3	2-5	1	0	0	
34 Shannon James	13	80	20	100	4-10	0-0	4-30	5	0	1-39	0	0	0	
51 Serge Tikum	13	64	19	83	10-35	4-29	0-0	0	0	2-0	1	0	0	
27 Mike Ziccardi	13	54	27	81	12-50	6-37	0-0	3	5	2-30	2	0	0	
17 James Ihedigbo	12	56	18	74	3-9	0-0	4-0	4	0	3-0	2	0	0	
99 Valdamar Brower	13	41	23	64	14-46	4-25	0-0	3	11	1-0	0	1	0	
90 Colin Christopher	13	48	16	64	9-16	1-5	0-0	2	4	0-0	3	0	0	
50 Mike Haynes	13	34	20	54	6-11	1-6	0-0	0	3	1-0	0	0	0	
1 Steve Costello	10	43	10	53	5-21	1-7	6-24	5	0	1-35	2	0	0	
85 Malik Hall	13	28	18	46	5-23	2-18	0-0	1	10	0-0	2	0	0	
24 Bobby Boyer	6	29	9	38	2-2	0-0	1-(-4)	6	0	0-0	0	0	0	
95 Keron Williams	13	23	8	31	4-14	2-10	0-0	1	14	0-0	0	0	0	
35 L.A. Love	12	25	6	31	6-21	2-15	0-0	0	0	0-0	0	0	0	
56 Doran Davis	9	24	3	27	8-37	4-33	0-0	1	10	0-0	1	0	0	
26 Tracy Belton	12	20	3	23	1-2	0-0	4-19	3	0	0-0	1	0	0	
8 Leroy Brooks	13	15	7	22	0-0	0-0	0-0	1	0	0-0	0	1	0	
29 Brad Anderson	13	16	3	19	2-4	0-0	0-0	0	0	0-0	0	0	0	
37 Ryan McHugh	13	10	4	14	0-0	0-0	0-0	1	0	0-0	0	0	0	
4 Brandon London	13	11	3	14	0-0	0-0	0-0	0	0	0-0	0	0	0	
96 Charles Walker	10	8	5	13	0-0	0-0	0-0	0	0	2-0	0	0	0	
97 Jason Leonard	10	8	4	12	2-5	1-4	0-0	0	0	0-0	0	0	0	
98 Ola Sanusi	12	4	2	6	0-0	0-0	0-0	0	0	0-0	0	0	0	
58 Isaac Kaufman	7	4	2	6	1-1	0-0	0-0	0	0	0-0	0	0	0	
2 Lorenzo Perry	12	4	0	4	0-0	0-0	0-0	0	0	0-0	0	0	0	
21 Ricky Appiah	7	3	1	4	0-0	0-0	0-0	0	0	0-0	0	0	0	
9 Dominique Stewart	13	2	1	3	0-0	0-0	0-0	0	0	0-0	1	0	0	
5 Steve Baylark	13	3	0	3	0-0	0-0	0-0	0	0	0-0	1	0	0	
46 Michael Torres	13	2	0	2	0-0	0-0	0-0	0	0	0-0	0	0	0	
54 Ian Dyche	3	2	0	2	0-0	0-0	0-0	0	0	0-0	0	0	0	
15 Greg Scott	8	2	0	2	0-0	0-0	0-0	0	0	0-0	0	0	0	
83 Mike Douglas	13	2	0	2	0-0	0-0	0-0	0	0	0-0	0	0	0	
86 Glenn Opie	11	1	0	1	0-0	0-0	0-0	0	0	1-0	0	0	0	
7 Jeff Krohn	13	1	0	1	0-0	0-0	0-0	0	0	0-0	0	0	0	
40 Rich Demers	13	1	0	1	0-0	0-0	0-0	0	0	0-0	0	0	0	
11 Jason Peebler	11	1	0	1	0-0	0-0	0-0	0	0	0-0	0	0	0	
UMass	13	911	336	1247	134-459	34-246	22-72	46	73	18-109	24	3	1	
Opponents	13	598	389	987	86-282	27-161	15-217	45	0	16-11	19	2	1	

2003 Final Atlantic 10 Conference Standings

	Atlantic 10				Overall			
	W	L	PF	PA	W	L	PF	PA
1. Delaware (NCAA)	8	1	295	193	15	1	555	247
<i>Massachusetts (NCAA)</i>	<i>8</i>	<i>1</i>	<i>276</i>	<i>209</i>	<i>10</i>	<i>3</i>	<i>368</i>	<i>295</i>
3. Northeastern	6	3	265	185	8	4	414	219
4. Villanova	5	4	250	152	7	4	314	178
5. Maine	4	4	176	169	6	5	297	237
William & Mary	4	4	229	219	5	5	287	299
7. James Madison	4	5	214	228	6	6	307	284
8. New Hampshire	3	6	261	283	5	7	406	380
Rhode Island	3	6	230	278	4	8	309	371
10. Hofstra	2	7	161	249	2	10	262	363
11. Richmond	1	8	137	314	2	9	189	370

2003 All-Atlantic 10 Conference Teams

FIRST TEAM OFFENSE

QB	Andy Hall	Delaware	Sr.
RB	Tim Gale	N' eastern	Sr.
RB	Marcus Williams	Maine	Jr.
WR	Rich Musinski	W&M	Sr.
WR	J.J. Outlaw	Villanova	So.
TE	Matt Chila	Villanova	Sr.
OL	Adam Bourget	N' eastern	Jr.
OL	Mike Finn	Villanova	Sr.
OL	Jason Nerys	Delaware	Sr.
OL	Pete Richardson	Maine	Sr.
OL	Joe Wilson	Richmond	Sr.
PK	Shane Laisle	URI	Sr.
RS	Wendall Williams	URI	Sr.

SECOND TEAM OFFENSE

QB	<i>Jeff Krohn</i>	<i>UMass</i>	<i>Sr.</i>
RB	<i>Steve Baylark</i>	<i>UMass</i>	<i>So.</i>
RB	Germaine Bennett	Delaware	Sr.
WR	Ricky Bryant	Hofstra	Sr.
WR	<i>Jason Peebler</i>	<i>UMass</i>	<i>Jr.</i>
TE	Dante Fusco	Maine	Jr.
OL	Brian Barbato	UNH	Sr.
OL	Dustin Bayer	URI	Jr.
OL	<i>Rob Kane</i>	<i>UMass</i>	<i>Jr.</i>
OL	Mike LeConte	Maine	Jr.
OL	Steve Stocki	W&M	Sr.
PK	Miro Kesic	N' eastern	So.
PK	Greg Kuehn	W&M	So.
RS	David Bailey	UNH	Jr.

THIRD TEAM OFFENSE

QB	Lang Campbell	W&M	Jr.
QB	Mike Granieri	UNH	Jr.
RB	Terry Butler	Villanova	Jr.
RB	Jason Ham	URI	Jr.
WR	Cory Parks	N' eastern	So.
WR	Christian Pereira	Maine	Jr.
TE	Rick Lavelle	Delaware	Sr.
OL	Trip DelCampo	Delaware	Jr.
OL	Ryan Gibbons	N' eastern	So.
OL	Jon Hart	UNH	Sr.
OL	Edgar Puzio	URI	Sr.
OL	Jason Saks	Villanova	So.
PK	Brad Shushman	Delaware	Jr.
RS	Moe Gibson	Villanova	So.

FIRST TEAM DEFENSE

DL	Darrell Adams	Villanova	So.
DL	<i>Valdamar Brower</i>	<i>UMass</i>	<i>Sr.</i>
DL	Shawn Johnson	Delaware	Sr.
DL	Jerame Southern	JMU	Sr.
LB	<i>Jeremy Cain</i>	<i>UMass</i>	<i>Sr.</i>
LB	Liam Ezekiel	N' eastern	Jr.
LB	Brian Hulea	Villanova	So.
LB	Renauld Williams	Hofstra	Sr.
DB	<i>Anton McKenzie</i>	<i>UMass</i>	<i>Sr.</i>
DB	Anthony Nolen	N' eastern	Sr.
DB	Billy Parker	W&M	Sr.
DB	Raymond Ventrone	Villanova	Jr.
P	Nick Englehart	JMU	So.

SECOND TEAM DEFENSE

DL	James Abosi	N' eastern	Jr.
DL	Jamil Butler	Villanova	Jr.
DL	Dennis Dottin-Carter	Maine	Sr.
DL	Chris Mooney	Delaware	Jr.
DL	George Peterson	UNH	Jr.
LB	Paul Carpenter	W&M	Sr.
LB	Mondoe Davis	Delaware	Jr.
LB	<i>Mark Kimener</i>	<i>UMass</i>	<i>Sr.</i>
LB	Dennard Melton	JMU	Sr.
LB	Chris Robinson	UNH	Sr.
DB	Marques Bobo	W&M	Sr.
DB	Clarence Curry	Villanova	Sr.
DB	Sidney Haugabrook	Delaware	Jr.
DB	Brandon McGowan	Maine	Jr.
P	Tyler Grogan	N' eastern	Sr.

THIRD TEAM DEFENSE

DL	<i>Colin Christopher</i>	<i>UMass</i>	<i>Sr.</i>
DL	Dan Joslyn	Maine	Sr.
DL	Pat Pa'u	Maine	Jr.
DL	Terrence Taylor	Villanova	Jr.
LB	Teddy Gibbons	URI	Jr.
LB	Fred Lazo	Maine	Sr.
LB	Travis McLaurin	W&M	So.
LB	<i>Mike Ziccardi</i>	<i>UMass</i>	<i>Sr.</i>
DB	Mike Adams	Delaware	Sr.
DB	<i>Shannon James</i>	<i>UMass</i>	<i>So.</i>
DB	Jeremiah Mason	N' eastern	Jr.
DB	Rodney McCarter	JMU	Jr.
P	Mike Mesi	W&M	Jr.

2003 Atlantic 10 Conference Individual Award Winners

Offensive Player of the Year
Andy Hall, QB, Delaware

Defensive Player of the Year
Shawn Johnson, DL, Delaware

Rookie of the Year
Ron Whitcomb, QB, Maine

Coach of the Year
Mark Whipple, Massachusetts



Linebacker Jeremy Cain earned first team All-Atlantic 10 honors in 2003.

Atlantic 10 Review



2003 Atlantic 10 Conference Final Team Statistics (Conference rank in parentheses)

	Delaware	Hofstra	JMU	Maine	UMass	UNH	N'eastern	URI	Richmond	Villanova	W&M
Total Off.	391.2 (5)	355.2 (9)	334.6 (11)	376.5 (8)	380.4 (7)	414.0 (3)	431.8 (1)	416.3 (2)	350.5 (10)	408.9 (4)	382.8 (6)
Pass Off.	183.6 (9)	250.5 (1)	169.0 (10)	224.3 (6)	231.6 (4)	234.8 (3)	189.4 (8)	82.2 (11)	207.1 (7)	243.6 (2)	230.6 (5)
Rush Off.	207.6 (3)	104.8 (11)	165.6 (5)	152.3 (7)	148.8 (9)	179.2 (4)	242.4 (2)	334.1 (1)	143.4 (10)	165.3 (6)	152.2 (8)
Scoring Off.	34.7 (1)	20.6 (10)	25.6 (9)	27.0 (7)	28.3 (6)	33.8 (3)	34.5 (2)	25.8 (8)	17.2 (11)	28.5 (5)	28.7 (4)
Total Def.	303.0 (2)	401.5 (7)	363.1 (6)	308.5 (3)	351.1 (5)	429.7 (10)	338.2 (4)	438.4 (11)	424.0 (8)	302.0 (1)	429.4 (9)
Pass Def.	188.7 (5)	161.9 (1)	195.3 (7)	193.7 (6)	226.0 (9)	233.8 (10)	182.8 (3)	243.4 (11)	186.4 (4)	179.3 (2)	218.0 (8)
Rush Def.	114.3 (1)	239.6 (11)	167.8 (6)	114.8 (2)	125.1 (4)	195.8 (8)	155.4 (5)	195.0 (7)	237.6 (10)	122.7 (3)	211.4 (9)
Scoring Def.	15.4 (1)	30.7 (8)	23.7 (6)	21.5 (4)	22.7 (5)	31.7 (9)	18.2 (3)	31.8 (10)	33.6 (11)	16.2 (2)	29.9 (7)
TO Margin	+19 (1)	-13 (11)	-5 (8)	+6 (5)	+9 (4)	+10 (3)	+12 (2)	-5 (8)	-11 (10)	-3 (7)	+1 (6)

2003 Atlantic 10 Conference Final Individual Statistics

PASSING EFFICIENCY

Player	Rating
1. LANG CAMPBELL, W&M	152.1
2. Andy Hall, Delaware	141.4
3. SHAWN BRADY, N'eastern	139.4
4. JOE CASAMENTO, Villanova	134.7
5. RON WHITCOMB, Maine	133.5
6. MIKE GRANIERI, UNH	132.2
7. MATT LEZOTTE, JMU	130.2
8. <i>Jeff Krohn, UMass</i>	<i>126.6</i>

RUSHING YARDS

Player	YPG
1. MARCUS WILLIAMS, Maine	116.7
2. Germaine Bennett, Delaware	101.6
3. JASON HAM, URI	93.2
4. <i>STEVE BAYLARK, UMass</i>	<i>90.5</i>
5. Tim Gale, N'eastern	88.4
6. ALVIN BANKS, JMU	81.4
7. JAYSON DAVIS, URI	74.8
8. R.J. HARVEY, UNH	67.0

RECEIVING YARDS

Player	YPG
1. <i>JASON PEEBLER, UMass</i>	<i>91.2</i>
2. Rich Musinski, W&M	88.8
3. CHRISTIAN PEREIRA, Maine	82.0
4. CORY PARKS, N'eastern	79.7
5. MARQUES COLSTON, Hofstra	75.8
6. Ricky Bryant, Hofstra	74.8
7. J.J. OUTLAW, Villanova	64.0
8. Alan Harrison, JMU	57.6

SCORING

Player	PPG
1. R.J. HARVEY, UNH	8.0
2. Germaine Bennett, Delaware	7.9
3. BRAD SHUSHMAN, Delaware	7.2
4. MIRO KESIC, N'eastern	7.2
5. <i>JASON PEEBLER, UMass</i>	<i>7.1</i>
6. GREG KUEHN, W&M	6.9
7. MARCUS WILLIAMS, Maine	6.5
8. Shane Laisle, URI	6.1

TOTAL OFFENSE

Player	YPG
1. MIKE GRANIERI, UNH	266.4
2. LANG CAMPBELL, W&M	259.6
3. RON WHITCOMB, Maine	224.8
4. <i>Jeff Krohn, UMass</i>	<i>220.0</i>
5. Andy Hall, Delaware	217.1
6. JOE CASAMENTO, Villanova	210.9
7. SHAWN BRADY, N'eastern	169.8
8. ANDREW ENGLISH, Hofstra	149.3

KICKOFF RETURNS

Player	Avg.
1. DAVID BAILEY, UNH	28.5
2. MOE GIBSON, Villanova	27.3
3. AREL GORDON, Maine	26.6
4. CLEMENT JOHNSON, Richmond	23.9
5. Wendall Williams, URI	22.6
6. Ricky Bryant, Hofstra	22.2
7. SHAWN GYLES, N'eastern	22.1
8. J.J. OUTLAW, Villanova	20.9

PUNT RETURNS

Player	Avg.
1. AREL GORDON, Maine	14.8
2. SIDNEY HAUGABROOK, Delaware	12.4
3. QUINTIN MITCHELL, N'eastern	10.8
4. Wendall Williams, URI	10.7
5. CORTEZ THOMPSON, JMU	10.1
6. J.J. OUTLAW, Villanova	9.7
7. <i>STEVE COSTELLO, UMass</i>	<i>8.4</i>
8. Rich Musinski, W&M	7.9

PUNTING

Player	Avg.
1. NICK ENGLEHART, JMU	41.5
2. MIKE MESI, W&M	41.2
3. Tyler Grogan, N'eastern	40.4
4. Josh Polgar, UNH	39.4
5. <i>CHRISTIAN KOEGEL, UMass</i>	<i>39.2</i>
6. CHRIS RADFORD, Richmond	39.1
7. NIALL DUGGAN, Hofstra	38.9
8. ADAM JAMES, Villanova	38.7

KICKING

Player	PAT	FG
1. ADAM JAMES, Villanova	.55-59	.11-19
2. BRAD SHUSHMAN, Delaware	.64-67	.17-24
3. MIRO KESIC, N'eastern	.48-48	.13-18
4. Shane Laisle, URI	.37-37	.12-16
5. CONNOR MCCORMICK, UNH	.45-48	.9-15
6. CHRIS ONORATO, Hofstra	.26-27	.15-22
7. GREG KUEHN, W&M	.30-30	.13-18
8. <i>MICHAEL TORRES, UMass</i>	<i>.40-44</i>	<i>.9-15</i>

TACKLES

Player	No.
1. Dennard Melton, JMU	161
2. BRIAN HULEA, Villanova	141
3. LIAM EZEKIEL, N'eastern	140
4. Chris Robinson, UNH	136
5. <i>Mark Kimener, UMass</i>	<i>133</i>
6. TRAVIS MCLAURIN, W&M	119
7. Paul Carpenter, W&M	118
8. AARON THOMAS, UNH	116

INTERCEPTIONS

Player	No.
1. <i>STEVE COSTELLO, UMass</i>	<i>6</i>
2. GIOVANNI BENSON, UNH	5
3. Mike Adams, Delaware	4
<i>TRACY BELTON, UMass</i>	<i>4</i>
<i>JAMES IHEDIBO, UMass</i>	<i>4</i>
<i>SHANNON JAMES, UMass</i>	<i>4</i>
CLINT KENT, JMU	4
7. Seven players tied	3

SACKS

Player	No.
1. Shawn Johnson, Delaware	14
2. James Abosi, JMU	7
Daniel Garay, Hofstra	7
Dan Joslyn, Maine	7
Jerame Southern, JMU	7
6. Five players tied	6

Returning Players in ALLCAPS



Game-By-Game Starters

2003 Game-By-Game Offensive Starters

	WR	LT	LG	C	RG	RT	TE	TB	FB	QB	WR
CCSU	Howard	Kane	Collins	Miller	Thompson	Stoetzel	Young	Rosario	Scott *	Krohn	Peebler
Kansas State	Howard	Kane	Collins	Miller	Thompson	Stoetzel	Young	Baylark	Douglas ^	Krohn	Peebler
Maine	Howard	Kane	Collins	Miller	Thompson	Stoetzel	Young	Baylark	Wyssocki	Krohn	Peebler
JMU	Howard	Kane	Collins	Miller	Thompson	Stoetzel	Young	Stewart #	Demers	Krohn	Peebler
UNH	Howard	Kane	Collins	Miller	Thompson	Stoetzel	Young	Stewart #	Demers	Krohn	Peebler
W&M	Howard	Kane	Collins	Miller	Thompson	Stoetzel	Douglas	Baylark	Demers	Krohn	Peebler
Hofstra	Howard	Kane	Collins	Miller	Thompson	Stoetzel	Douglas	London #	Demers	Krohn	Stewart
Villanova	Howard	Kane	Collins	Miller	Thompson	Stoetzel	Douglas	Scott #	Demers	Krohn	Stewart
N'eastern	Howard	Kane	Shove	Miller	Thompson	Stoetzel	Douglas	Baylark	Young ^	Krohn	Peebler
Richmond	Howard	Kane	Collins	Miller	Thompson	Stoetzel	Douglas	Baylark	Scott *	Krohn	Stewart
Delaware	Christopher !	Kane	Collins	Miller	Thompson	Stoetzel	Douglas	Baylark	Wyssocki	Krohn	Stewart
URI	Howard	Kane	Collins	Miller	Thompson	Stoetzel	Douglas	Baylark	Wyssocki	Krohn	Stewart
Colgate	Howard	Kane	Collins	Miller	Thompson	Stoetzel	Douglas	Baylark	Wyssocki	Krohn	Stewart

* UMass started three wide receivers and no fullback against Central Connecticut State and Richmond.

^ UMass started two tight ends and no fullback against Kansas State and Northeastern.

UMass started three wide receivers and no tailback against James Madison, New Hampshire, Hofstra and Villanova.

! UMass started two tight ends and one wide receiver against Delaware.

2003 Game-By-Game Defensive Starters

	DE	NG	DT	OLB	ILB	ILB	OLB	CB	SS	FS	CB
CCSU	Davis	Hall	Brower	Cain	Tikum	Kimener	Ziccardi	Costello	McKenzie	James	Boyer
Kansas State	Davis	Hall	Brower	Cain	Tikum	Kimener	Ziccardi	Costello	McKenzie	James	Boyer
Maine	Davis	Christopher	Brower	Cain	Tikum	Kimener	Ziccardi	Costello	McKenzie	James	Boyer
JMU	Davis	Christopher	Brower	Cain	Tikum	Kimener	Ziccardi	Costello	McKenzie	Ihedigbo	James
UNH	Brooks *	Christopher	Brower	Cain	Tikum	Kimener	Ziccardi	Costello	McKenzie	Ihedigbo	James
W&M	Davis	Hall	Brower	Cain	Tikum	Kimener	Ziccardi	Costello	McKenzie	Ihedigbo	James
Hofstra	Brooks *	Christopher	Brower	Cain	Tikum	Kimener	Ziccardi	Costello	McKenzie	Ihedigbo	James
Villanova	Davis	Christopher	Brower	Cain	Tikum	Kimener	Ziccardi	Costello	McKenzie	Ihedigbo	James
N'eastern	Davis	Christopher	Brower	Cain	Tikum	Kimener	Ziccardi	Costello	James	Ihedigbo	Belton
Richmond	Haynes	Christopher	Brower	Cain	Tikum	Kimener	Ziccardi	Belton	McKenzie	Ihedigbo	James
Delaware	Haynes	Christopher	Brower	Cain	Tikum	Kimener	Ziccardi	Belton	McKenzie	Ihedigbo	James
URI	Haynes	Christopher	Brower	Cain	Tikum	Kimener	Ziccardi	Belton	McKenzie	Ihedigbo	James
Colgate	Haynes	Christopher	Brower	Cain	Tikum	Kimener	Ziccardi	Costello	McKenzie	Ihedigbo	James

* UMass started five defensive backs and two defensive linemen against New Hampshire and Hofstra.

Game-By-Game Statistics



2003 Game-By-Game Team Statistics

		CCSU	KSU	Maine	JMU	UNH	W&M	Hof.	Vill.	N'east.	Rich.	Del.	URI	Colgate
Total Offense														
Yards	UM	432	191	297	385	456	488	405	303	289	459	518	423	299
	Opp	162	490	340	319	413	313	368	389	359	266	432	451	262
Total Plays	UM	71	57	54	75	78	85	78	69	63	77	89	78	74
	Opp	70	78	77	70	92	52	71	81	63	63	93	68	71
Avg per Play	UM	6.1	3.4	5.5	5.1	5.8	5.7	5.2	4.4	4.6	6.0	5.8	5.4	4.0
	Opp	2.3	6.3	4.4	4.6	4.5	6.0	5.2	4.8	5.7	4.2	4.6	6.6	3.7
Rushing														
Yards	UM	211	27	106	171	161	246	180	59	62	258	188	243	100
	Opp	-2	260	110	71	103	48	56	97	172	167	209	345	53
Carries	UM	37	30	27	41	43	53	37	34	35	48	40	52	38
	Opp	41	50	42	38	39	23	21	38	35	42	54	59	34
TDs	UM	3	0	0	2	3	3	2	0	1	4	1	2	0
	Opp	0	4	0	0	1	2	0	1	3	2	3	1	1
Passing														
Yards	UM	221	164	191	214	295	242	225	244	227	201	354	234	199
	Opp	164	255	230	248	310	265	312	292	187	99	261	106	209
Attempts	UM	34	27	27	34	35	32	41	35	28	29	49	26	36
	Opp	29	28	35	32	53	29	50	43	28	21	39	9	37
Completions	UM	21	14	15	18	18	23	20	13	20	13	25	16	12
	Opp	15	18	20	21	30	23	29	27	17	11	28	6	17
Comp. %	UM	61.8	51.9	55.5	52.9	51.4	71.9	48.8	37.1	71.4	45.0	51.0	61.5	33.3
	Opp	51.7	64.3	57.1	65.6	56.6	79.3	58.0	62.7	60.7	52.4	71.8	66.7	46.0
TDs	UM	2	1	2	2	3	1	2	1	3	4	5	2	0
	Opp	1	1	2	3	3	1	2	1	1	0	4	1	2
Intercepted	UM	1	0	0	2	2	2	0	0	1	1	2	1	1
	Opp	1	3	2	2	2	1	4	3	2	1	0	0	1
First Downs														
Total	UM	23	10	14	18	17	26	15	15	17	21	27	25	16
	Opp	12	22	23	20	25	17	16	20	18	12	23	16	15
Rushing	UM	10	3	4	8	9	12	5	2	5	13	8	14	7
	Opp	3	10	9	3	12	4	4	6	5	8	13	12	3
Passing	UM	12	7	8	9	7	12	9	11	8	7	16	10	7
	Opp	8	10	11	13	11	11	11	13	10	3	10	3	11
Penalty	UM	1	0	2	1	1	2	1	2	3	1	3	1	2
	Opp	1	2	3	4	2	2	1	1	3	1	0	1	1
Time of Possession	UM	25:57	24:43	23:58	29:05	29:14	36:54	30:57	28:10	31:36	29:20	27:55	31:56	29:21
	Opp	34:03	35:17	36:02	30:55	30:46	23:06	29:03	31:50	28:24	30:40	32:05	28:04	30:39
Third Down Conversions	UM	3-9	5-16	1-11	5-13	5-15	8-19	3-18	6-17	4-13	5-16	6-16	9-17	3-15
	Opp	5-19	5-15	5-16	4-15	7-17	4-11	5-15	5-16	5-13	5-16	7-19	5-15	4-16
Fourth Down Conversions	UM	0-2	0-1	1-1	0-1	1-3	3-3	5-7	0-2	1-3	3-6	2-5	1-2	0-7
	Opp	0-1	2-2	0-0	0-2	1-3	0-1	0-0	2-4	0-1	1-2	3-3	1-5	0-2
Punting No./Avg.	UM	3/44.3	10/36.3	7/38.7	7/41.6	5/39.6	4/45.0	6/42.0	6/36.8	5/38.4	4/27.0	4/43.5	4/47.5	3/30.0
	Opp	9/31.2	2/35	10/37.3	5/41	6/36.8	6/38.3	5/41.2	6/35.3	3/40.3	7/35.7	7-35.3	4/42.0	8/28.9
Fumbles No./Lost	UM	2/1	1/1	2/2	2/1	2/1	3/2	1/1	0/0	1/0	1/0	5/3	3/1	4/3
	Opp	3/2	1/1	4/1	3/1	5/3	3/1	2/2	2/1	2/1	1/0	3/2	6/2	1/1
Penalties	UM	6-54	10-83	7-65	14-140	8-69	11-95	11-89	9-57	9-79	6-53	6-38	4-41	2-22
	Opp	6-34	6-40	4-55	7-58	6-41	5-60	9-69	5-47	8-71	8-46	8-81	6-52	4-37
Punt Returns	UM	6-55	0-0	5-34	0-0	3-43	2-9	1-7	2-7	3-38	2-14	3-17	1-1	6-48
	Opp	1-14	4-46	3-23	2-18	3-5	4-8	2-22	2-8	3-22	1-0	1-15	0-0	0-0
KO Returns	UM	3-40	5-109	3-85	4-88	3-46	2-34	5-98	2-32	5-96	3-54	5-64	2-19	3-34
	Opp	0-0	1-28	5-66	5-98	5-113	3-41	3-57	3-74	4-90	4-57	5-137	5-77	1-7
Sacks	UM	7-67	1-7	2-14	3-20	4-42	1-7	1-5	8-35	0-0	3-27	1-8	0-0	2-12
	Opp	1-8	5-37	0-0	1-12	1-6	0-0	1-2	1-4	5-24	3-25	5-21	2-4	3-18



Game-By-Game Statistics

2003 Game-By-Game Individual Statistics

Rushing

Att-Yds-TD	Baylark	Demers	Krohn	Rosario	Montgomery	Scott	Howard	Howell	Perry
Central Conn.	22-141-2	0-0-0	1-(-8)-0	4-12-0	9-68-1	0-0-0	0-0-0	0-0-0	DNP
Kansas State	19-50-0	0-0-0	4-(-29)-0	DNP	3-3-0	DNP	1-9-0	1-(-10)-0	2-4-0
Maine	24-105-0	0-0-0	1-(-1)-0	DNP	0-0-0	DNP	1-3-0	DNP	0-0-0
James Madison	35-140-2	3-41-0	2-(-10)-0	DNP	DNP	DNP	0-0-0	DNP	0-0-0
New Hampshire	26-125-3	9-51-0	5-2-0	DNP	0-0-0	DNP	1-1-0	DNP	0-0-0
William & Mary	21-77-0	26-171-2	3-8-0	DNP	0-0-0	DNP	1-(-6)-0	DNP	0-0-0
Hofstra	0-0-0	28-139-2	3-9-0	DNP	2-1-0	1-4-0	0-0-0	DNP	0-0-0
Villanova	14-39-0	14-22-0	2-3-(-1)	2-2-0	DNP	0-0-0	0-0-0	DNP	0-0-0
Northeastern	17-71-1	9-28-0	5-(-24)-0	DNP	DNP	0-0-0	1-(-6)-0	DNP	0-0-0
Richmond	21-144-0	18-128-0	5-(-29)-0	0-0-0	DNP	3-6-0	0-0-0	1-13-0	0-0-0
Delaware	23-126-1	10-46-0	6-(-10)-0	0-0-0	DNP	1-5-0	0-0-0	DNP	0-0-0
Rhode Island	26-89-1	6-40-1	2-1-0	11-58-0	DNP	2-15-0	0-0-0	2-(-7)-0	0-0-0
Colgate	20-84-0	2-5-0	5-(-9)-0	10-34-0	DNP	0-0-0	0-0-0	DNP	0-0-0

Receiving

No-Yds-TD	Peebler	Howard	Stewart	Demers	Baylark	Owumi	Douglas	Young	Opie
Central Conn.	6-85-0	4-67-1	2-14-0	1-11-0	2-2-0	1-9-0	0-0-0	3-21-1	DNP
Kansas State	2-76-1	4-31-0	3-22-0	2-1-0	1-12-0	1-19-0	0-0-0	0-0-0	DNP
Maine	2-13-0	5-80-1	1-41-0	2-21-1	3-15-0	0-0-0	0-0-0	1-8-0	1-13-0
James Madison	8-116-1	2-14-0	1-12-0	2-8-1	2-23-0	2-37-0	0-0-0	1-4-0	0-0-0
New Hampshire	5-177-2	4-22-0	2-34-0	4-34-1	1-12-0	0-0-0	2-16-0	0-0-0	0-0-0
William & Mary	3-72-0	3-30-0	5-52-1	3-26-0	4-22-0	2-26-0	0-0-0	0-0-0	1-5-0
Hofstra	DNP	1-9-0	7-93-1	5-21-0	0-0-0	4-74-1	0-0-0	0-0-0	1-9-0
Villanova	DNP	2-106-1	3-42-0	4-44-0	0-0-0	1-14-0	1-7-0	0-0-0	0-0-0
Northeastern	3-54-1	3-65-1	3-17-0	3-26-1	3-15-0	0-0-0	2-22-0	2-10-0	1-18-0
Richmond	7-143-3	0-0-0	3-32-0	2-11-1	1-15-0	0-0-0	0-0-0	0-0-0	0-0-0
Delaware	6-132-3	5-48-0	4-57-0	1-(-1)-0	1-10-0	3-47-1	1-5-1	2-47-0	1-7-0
Rhode Island	5-65-2	3-62-0	1-6-0	1-20-0	2-15-0	3-53-0	1-13-0	0-0-0	0-0-0
Colgate	3-70-0	1-7-0	2-42-0	0-0-0	2-25-0	1-26-0	3-29-0	DNP	0-0-0

Passing

Cmp-Att-Yds-TD-Int	Krohn	Howell
Central Conn.	17-28-186-2-3	4-6-35-0-0
Kansas State	14-26-164-1-0	0-1-0-0-0
Maine	15-27-191-2-0	DNP
James Madison	18-34-214-2-2	DNP
New Hampshire	18-35-295-3-2	DNP
William & Mary	23-32-242-1-2	DNP
Hofstra	20-41-225-2-0	DNP
Villanova	13-35-244-1-0	DNP
Northeastern	20-28-227-3-1	DNP
Richmond	13-28-201-4-1	0-0-0-0-0
Delaware	25-48-354-5-2	DNP
Rhode Island	15-24-219-2-1	1-2-15-0-0
Colgate	12-36-199-0-1	DNP

Kicking

FG, Yds/PAT	Torres	Stoller
Central Conn.	0-0/4-4	0-0/3-3
Kansas State	0-1/1-1	DNP
Maine	1-2, 37/3-3	DNP
James Madison	1-1, 46/4-4	DNP
New Hampshire	1-1, 38/4-5	DNP
William & Mary	1-1, 29/3-3	DNP
Hofstra	0-2/3-4	DNP
Villanova	2-3, 28, 36/1-1	DNP
Northeastern	0-0/3-3	DNP
Richmond	1-1, 28/3-4	DNP
Delaware	1-1, 33/6-6	DNP
Rhode Island	1-1, 26/4-4	DNP
Colgate	0-1, 22/1-1	DNP

Punting

No-Avg, inside 20	Koegel
Central Conn.	3-44.3, 1
Kansas State	10-36.3, 0
Maine	7-38.7, 4
James Madison	7-41.6, 0
New Hampshire	5-39.6, 2
William & Mary	4-45.0, 3
Hofstra	6-42.0, 2
Villanova	6-36.8, 1
Northeastern	5-38.4, 2
Richmond	4-27.0, 1
Delaware	4-43.5, 1
Rhode Island	4-47.5, 2
Colgate	3-30.0, 0

2003 Single Game Individual Highs

Individual	UMass	Opponent
Points	18 Steve Baylark vs. New Hampshire 18 Jason Peebler vs. Richmond 18 Jason Peebler at Delaware	18 Darren Sproles, Kansas State
Rushing Attempts	35 Steve Baylark vs. James Madison	28 Darren Sproles, Kansas State
Rushing Yards	171 Rich Demers at William & Mary	152 Darren Sproles, Kansas State
Touchdowns Rushing	3 Steve Baylark vs. New Hampshire	3 Darren Sproles, Kansas State
Long Run	43 Steve Baylark vs. James Madison	59 Anthony Riley, Northeastern
Pass Attempts	48 Jeff Krohn at Delaware	53 Mike Granieri, New Hampshire
Pass Completions	25 Jeff Krohn at Delaware	30 Mike Granieri, New Hampshire
Completion Pct. (min. 10 att.)	71.9 Jeff Krohn at William & Mary	79.3 Lang Campbell, William & Mary
Yards Passing	354 Jeff Krohn at Delaware	312 Andrew English, Hofstra
Touchdowns Passing	5 Jeff Krohn at Delaware	4 Andy Hall, Delaware
Long Pass	97 Jeff Krohn at Villanova	56 Ron Whitcomb, Maine
Interceptions Thrown	3 Jeff Krohn vs. Central Connecticut	4 Andrew English, Hofstra
Pass Receptions	8 Jason Peebler vs. James Madison	10 David Boler, Delaware
Yards Receiving	177 Jason Peebler vs. New Hampshire	129 John Dieser, Villanova
Touchdowns Receiving	3 Jason Peebler vs. Richmond 3 Jason Peebler at Delaware	2 six times
Long Reception	97 Jimmie Howard at Villanova	56 Christian Pereira, Maine
Field Goals	2 Michael Torres at Villanova	3 Chris Onorato, Hofstra
Long Field Goal	46 Michael Torres vs. James Madison	42 Brad Shushman, Delaware
Punts	10 Christian Koegel vs. Kansas State	10 Michael Mellow, Maine
Punting Average (min. 3 punts)	47.5 Christian Koegel vs. Rhode Island	42.0 Shane Laisle, Rhode Island
Long Punt	57 Christian Koegel vs. Rhode Island	68 Shane Laisle, Rhode Island
Long Punt Return	27 Steve Costello vs. New Hampshire	18 Cortez Thompson, James Madison
Long Kickoff Return	61 Jimmie Howard at Maine	44 Sidney Haugabrook, Delaware
Total Tackles	16 Mark Kimener vs. Hofstra	17 Paul Carpenter, William & Mary 17 Liam Ezekiel, Northeastern
Unassisted Tackles	13 Jeremy Cain vs. Kansas State	10 Joe Mahaffey, Central Connecticut 10 Isai Bradshaw, James Madison 10 Liam Ezekiel, Northeastern
Sacks	3 Doran Davis vs. Central Connecticut	3 Robbiel Moore, Northeastern
Interceptions	2 Steve Costello at Kansas State 2 James Ihedigbo vs. Hofstra	1 fifteen times
Interception Return Yards	30 Shannon James at Villanova	40 Liam Ezekiel, Northeastern
Pass Breakups	3 Bobby Boyer at Maine	3 Le'Var Starr, Hofstra 3 Brian Anderson, Colgate

2003 Inside the Red Zone

UMASS INSIDE THE 20	OPPONENTS INSIDE THE 20
Possessions49	Possessions46
Touchdowns28	Touchdowns29
Field Goals8	Field Goals6
Missed Field Goals3	Missed Field Goals1
Turnovers5	Turnovers8
On Downs5	On Downs2
Clock0	Clock0
Total Scores / Times in Red Zone36 / 49 (.735)	Total Scores / Times in Red Zone35 / 46 (.760)



Superlatives

2003 Single Game Team Highs and Lows

	UMass	Opponent
Points Low	51 vs. Central Connecticut, 9/6/03 7 two times, last at Colgate, 11/29/03	51, Delaware, 11/15/03 7, Central Connecticut, 9/6/03
Total Plays Low	89 at Delaware, 11/15/03 54 at Maine, 9/20/03	93, Delaware, 11/15/03 52, William & Mary, 10/11/03
Total Yards Low	518 at Delaware, 11/15/03 191 at Kansas State, 9/13/03	490, Kansas State, 9/13/03 162, Central Connecticut, 9/6/03
Rushing Attempts Low	53 vs. New Hampshire, 10/4/03 27 at Maine, 9/20/03	59, Rhode Island, 11/22/03 21, Hofstra, 10/18/03
Rushing Yards Low	258 vs. Richmond, 11/8/03 59 at Villanova, 10/25/03	345, Rhode Island, 11/22/03 -2, Central Connecticut, 9/6/03
Pass Attempts Low	49 at Delaware, 11/15/03 27 twice, last at Maine, 9/20/03	53, New Hampshire, 10/4/03 9, Rhode Island, 11/22/03
Pass Completions Low	25 at Delaware, 11/15/03 12 at Colgate, 11/29/03	35, New Hampshire, 10/4/03 6, Rhode Island, 11/22/03
Yards Passing Low	354 at Delaware, 11/15/03 164 at Kansas State, 9/13/03	312, Hofstra, 10/18/03 99, Richmond, 11/8/03
Interceptions Thrown Low	3 vs. Central Connecticut, 9/6/03 0 four times, last at Villanova, 10/25/03	4, Hofstra, 10/18/03 0, two times, last Rhode Island, 11/22/03
Fumbles Lost Low	3 two times, last at Colgate, 11/29/03 0 two times, last vs. Northeastern, 11/1/03	3, New Hampshire, 10/4/03 1, nine times, last Colgate, 11/29/03
Total Turnovers Low	5 at Delaware, 11/15/03 0 at Villanova, 10/25/03	6, Hofstra, 10/18/03 1, Richmond, 11/8/03
Sacks by Low	8 vs. Central Connecticut, 9/6/03 0, two times, last vs. Rhode Island, 11/22/03	5, three times, last by Delaware, 11/15/03 0, two times, last William & Mary, 10/11/03
Penalties Low	14 vs. James Madison, 9/27/03 2 at Colgate, 11/29/03	9, Hofstra, 10/18/03 4, two times, last Colgate, 11/29/03
Penalty Yards Low	140 vs. James Madison, 9/27/03 22 at Colgate, 11/29/03	81, Delaware, 11/15/03 34, Central Connecticut, 9/6/03
Time of Possession Low	36:54 at William & Mary, 10/11/03 23:58 at Maine, 9/20/03	36:02, Maine, 9/20/03 23:06, William & Mary, 10/11/03
First Downs Low	27 at Delaware, 11/15/03 10 at Kansas State, 9/13/03	25, New Hampshire, 10/4/03 12, two times, last Richmond, 11/8/03
3rd Down Conversions Low	9 of 17 vs. Rhode Island, 11/22/03 1 of 11 at Maine, 9/20/03	8 of 19, William & Mary, 10/11/03 5 of 19, Central Connecticut, 9/6/03
4th Down Conversions Low	5 of 7 vs. Hofstra, 10/18/03 0 of 7 at Colgate, 11/29/03	3 of 3, Delaware, 11/15/03 0 of 2, two times, last Colgate, 11/29/03