



M

D ALFOND SPORTS ST

BLACK BEAR FOOTBALL SINCE 2000

- 4 CONFERENCE TITLES (2001, 2002, 2013, 2018)
 - 6 NCAA PLAYOFF APPEARANCES ('01, '02, '08, '11, '13, '18)
 - 4 NCAA FINAL 8 APPEARANCES ('01, '02, '11, '18)
 - 1 NCAA SEMIFINAL APPEARANCE ('18)
 - 8 1ST OR 2ND PLACE FINISHES IN CONF./DIVISION ('01, '02, '06, '08, '09, '11, '13, '18)
 - 2 CONFERENCE DEFENSIVE PLAYERS OF THE YEAR (STEPHEN COOPER '01 & '02; JOVAN BELCHER '08)
 - 1 CAA DEFENSIVE ROOKIE OF THE YEAR (CHRISTOPHE MULUMBA TSHIMANGA '13)
 - 3 CAA STUDENT-ATHLETES OF THE YEAR (RON WHITCOMB '06; RYAN CANARY '08; MARCUS WASILEWSKI '13)
 - 1 CAA CHUCK BOONE LEADERSHIP AWARD RECIPIENT (MARCUS WASILEWSKI '13)
 - 169 ALL-CAA SELECTIONS
 - 22 ALL-AMERICAN HONORS
 - 35 NFL DRAFT PICKS / ROOKIE FREE AGENTS
- 56 WINNING % / 10 WINNING SEASONS (2001, 2002, 2003, 2006, 2008, 2011, 2013, 2016, 2018, 2021)
- 3 WINS OVER A DIVISION I FBS OPPONENT (MAINE 9, MISSISSIPPI STATE 7; SEPT. 18, 2004) (MAINE 24, UMASS 14; SEPT. 7, 2013) (MAINE 31, WESTERN KENTUCKY 28; SEPT. 8, 2018)
 - 16 COLLEGE ALL-STAR GAME INVITATIONS

MSU

00:00

MAINE

TOL

9

BALL

TABLE OF CONTENTS

Roster	4-5
2024 All-Time vs. Opponents	6-7
About UMaine	8-14
Black Bears in the NFL	15-16
Success after UMaine	17
Awards & Accolades	18-21
Facing the FBS	22-23
Harold Alfond Facilities Plan	24-25
Alfond Stadium/Morse Field	26-27
National Awards	28
Colonial Athletic Association	29
Coaches/Staff	30-37
Players	38-53
2022 Statistics	54-61
2022 Box Scores	62-67
This is the CAA	68-69
2023 NCAA/CAA Rankings	70-71
Records	72-75
History & Honors	76-80
NCAA Playoff History	81-82
All-Time vs. Opponents	83
All-Time Results	84-89
All-Time Letterwinners	90-96

CREDITS

WRITER, EDITOR, LAYOUT AND DESIGN
Tyson McHatten

COVER
Tyson McHatten

EXECUTIVE EDITORS
Athletic Communications, UMaine Division of
Marketing and Communications

CONTRIBUTORS
University Relations, Academic Support, StuHaskell

PHOTOGRAPHY SUPPLIED BY
Michael C. York, William Drake, Peter Buehner, C.W. Pack, Mansel Guerry, Eric Francis, Tyson McHatten, Sam Hallett, Ronald Gillis, NFL, College Football Hall of Fame, East-West Shrine Classic, San Diego Chargers, Pittsburgh Steelers, Indianapolis Colts, Jacksonville Jaguars, Baltimore Ravens, Seattle Seahawks, Chicago Bears, New Orleans Saints, Atlanta Falcons, New York Jets, Denver Broncos, St. Louis Rams, Miami Dolphins, Green Bay Packers (Matt Becker, Jim Biever), Kansas City Chiefs, Minnesota Vikings, Chicago Bears and the New England Patriots.

FOOTBALL COACHES AND SUPPORT STAFF

Head Coach	Jordan Stevens (Maine '10)
Record at UMaine/Overall	Third season
Assistant Coaches	Mikahael Waters (Offensive Coordinator/QB) Umberto Di Meo (Defensive Coordinator/LB) Spencer Carey (Special Teams Coordinator/CB) Pushaun Brown (Asst. Special Teams Coord./RB) Dave Bucar (OL/Run Game Coordinator) John Gardner (WR/Recruiting Coord.) McCormick Stephenson (TE) AJ McLaughlin (DL) Jalen Hairston (Safeties/Def. Pass Game Coord.) Jeb Boudreaux (OLB)
Head Football Sports Performance Coach	Trey Hall
Director of Football Operations	Nicole Earley
Equipment Manager	Zach Dow
Head Athletic Trainer	Ryan Taylor
Team Physicians	Dr. Thompson McGuire MD, Orthopedic Surgeon Dr. Kenneth Morse MD, Orthopedic Surgeon Dr. Cameron Trubey MD, Sports Medicine
Captains	Derek Robertson, Vince Thomas, Kevin Jones
Basic Offense	Spread
Basic Defense	Multiple
Starters Returning	15 (7 off, 7 def., 1 spec.)
Starters Lost	9 (4 off, 4 def., 1 spec.)
Lettermen Returning	37
Lettermen Lost	19
Newcomers	35

2023 SEASON REVIEW

Overall Record	2-9
CAA Record	1-7
Conference Finish	13th
Home Record	2-3
Road Record	0-6
Final National Ranking	--/--

UMAINE QUICK FACTS

Acceptable Names	University of Maine / UMaine
Location	Orono, Maine
Enrollment	11,168
Founded	1865
Colors	Navy Blue (PMS 289) and Sky Blue (PMS 292)
Nickname (Mascot)	Black Bears (Bananas T. Bear)
Stadium	Alfond Stadium, constructed 1998
Stadium Capacity	10,000
Surface	FieldTurf
President	Dr. Joan Ferrini-Mundy
Director of Athletics	Jude Killy
Faculty Athletics Representative	Susan Myrden



NO.	NAME	POS.	CL.	HT.	WT.	HOMETOWN	HIGH SCHOOL/PREV. SCHOOL
0	Ty'ee Stephens	WR	R-FR	6-2	185	Richmond, VA	Manchester High (Hampton)
1	Alhaji Kamara	DB	R-JR	5-11	185	Richmond, VA	Hermitage (ODU)
2	Trevin Ewing	WR/KR	JR	5-11	190	Elkton, MD	Elkton
3	Shakur Smalls	DB	SR	6-0	205	Philadelphia, PA	West Catholic Prep
4	Molayo 'Mo' Irefin	WR	GR	5-11	185	Bowie, MD	Archbishop Spalding (St. Vincent Co.)
5	John Costanza	DL	SR	6-4	300	Brick Township, N.J.	Brick Township
6	Jabari Odoemenem	LB	SO	6-1	250	Woodbridge, VA	Woodbridge
7	Latrell Couchman	LB	JR	6-1	235	Irvington, N.J.	Irvington
8	Robby Riobe	DB	GR	6-0	200	Everett, MA	Everett
9	Xavier Holmes	DL	JR	6-3	245	Clarksburg, MD	Clarksburg/Jireh Prep
10	Caden Drezek	QB	R-FR	6-2	225	Seymour, CT	Seymour
10	Tyshawn Stewart	LB	JR	6-2	235	Harrisburg, PA	Susquehanna Township
11	Carter Peevy	QB	GR	6-3	215	Lawrenceville, GA	Archer (Mercer)
11	Christian Thomas	LB	SR	6-3	230	Camden, N.J.	Woodrow Wilson/Milford Academy
12	Noah Carpenter	QB	FR	6-1	210	Turner, ME	Leavitt
13	Aaron Arteaga	WR	SO	5-9	185	Toronto, ONT	Holy Trinity
13	Daniel 'Dede' Doegan	DB	JR	5-11	185	Philadelphia, PA	Willingboro
14	Anthony Harris	QB	SR	6-3	200	Nazareth, PA	Nazareth
14	Aidan Cadogan	P	GR	6-2	180	Waltham, MA	Belmont/Bridgton Academy (UNH)
15	Zion Cheeks	LB	R-SO	6-2	205	Penns Grove, N.J.	Penns Grove
15	Zaheem Crawford-Patterson	WR	R-SO	6-3	200	Irvington, N.J.	Irvington
16	Eli Mahan	TE	JR	6-4	260	Fryeburg, ME	Fryeburg Academy
17	Eddie Buehler	QB	FR	6-3	210	North Kingstown, R.I.	Phillips Exeter
17	Jayden Curry	DB	GR	5-11	205	Virginia Beach, VA	IMG Academy (South Florida)
18	Joe Gillette	WR	GR	5-10	200	Strongsville, OH	Strongsville (Lafayette)
18	Keegan Andrews	QB	R-FR	6-0	190	Kennebunk, ME	Bridgton Academy
19	Jaharie Martin	RB	GR	6-0	225	Lakeland, FL	Lakeland (Montana St.)
20	Jake Kucera	DB	FR	5-10	180	Downingtown, PA	Downingtown West
20	Nick Laughlin	WR	R-FR	5-10	200	Cape Elizabeth, ME	Cape Elizabeth
21	Brian Santana-Fis	RB	JR	6-0	215	Woodbridge, N.J.	St. Thomas More (El Camino College)
21	Brayden Isaiah	DB	FR	6-0	175	Charlotte, N.C.	Mallard Creek
22	Dorian Blackwell	DB	R-JR	6-2	162	Folsom, CA	Spanish-Springs (Nevada)
23	Amir Byrd	DB	GR	5-9	175	Mount Laurel, N.J.	Lenape (Rutgers)
24	Kenneth Cooper	DB	GR	6-1	205	Memphis, TN	Riverdale Baptist (Merrimack)
25	Tavion Banks	RB	R-SR	5-10	200	Bethlehem, PA	Bethlehem Catholic
26	Jeremaine Baker	LB	GR	6-2	235	Westchester, IL	Nazareth Academy (Yale)
27	Jamaree Gibson	DB	R-SO	6-0	205	Rochester, N.Y.	East H.S.
28	Juelz Russell	WR	FR	5-10	175	Rochester, N.Y.	UPREP H.S.
28	Isaiah Watson	DB	GR	5-11	180	Baltimore, MD	Calvert Hall College H.S. (Samford/Eastern Mich.)
29	Nassir Young	DB	JR	6-0	182	Troy, N.Y.	La Salle Institute
30	Na'Cire Christmas	DB	SO	6-0	195	Woodbury, N.J.	St. Augustine Prep
31	Rashawn Marshall	RB	FR	5-10	170	Newark, N.J.	University H.S.
33	Kesean Dyson	LB	GR	6-2	225	Ashburn, VA	Broad Run (Saint Francis Univ.)
34	Daren Omoregie	DB	R-SO	5-11	205	Lynn, MA	Lynn Classical
35	Devin Hairston	LB	R-SO	6-3	210	Trenton, N.J.	Trenton/Wyoming Seminary Prep
35	Ja'Darius Steele	DB	FR	6-0	185	Hurst, TX	L.D. Bell
36	Symon Sathler	RB	R-SO	5-10	200	Woburn, VA	Woburn Memorial/Bridgton Acad.
37	Devin Vaught	DB	R-FR	6-0	205	Charlotte, N.C.	Mallard Creek
38	Sherrod Hudson	DB	R-SO	5-11	205	Middlesex, N.J.	St. Thomas Aquinas
38	Landson Beal	LS	FR	6-0	210	Grove City, OH	Grove City
39	Amari Mack	DB	R-FR	6-0	200	Jeannette, PA	Greensburg Central Catholic

NO.	NAME	POS.	CL.	HT.	WT.	HOMETOWN	HS/PREV. SCHOOL
40	Joey Bryson	K	R-SO	5-10	195	Lumberton, N.J.	Rancocas Valley Regional
41	Kemsley Marsters	K	FR	6-0	190	Gray, ME	Foxcroft Academy
42	Luke Grigson	TE	FR	6-5	215	Saint Paul, MN	Hill-Murray
43	Samuel Tremblay	K/P	FR	5-10	185	Quebec City, QUE	CNDF
44	Rayshad Wallace	DL	GR	6-1	265	Philadelphia, PA	Fork Union Military/St. Joseph Prep (Sacred Heart)
45	Ta'kai Chisolm	DL	R-FR	6-2	240	Edison, N.J.	St. Joseph Regional
46	Will Grant	TE	FR	6-7	225	Milton, MA	Milton Academy
47	Jared Tynes	DL	R-FR	6-1	235	North Brunswick, N.J.	North Brunswick
48	Declan McKevitt	TE	JR	6-4	250	Mendham, N.J.	West Morris Mendham
48	Nic Swanson	DB	R-SO	5-10	175	Richmond, VA	Glen Allen
49	Elijah Smalls	TE	R-FR	6-5	245	Egg Harbor City, N.J.	Cedar Creek/East Coast Prep
50	Zach Zoglio	LS	SR	6-0	225	Cincinnati, OH	Anderson (Eastern Michigan)
52	Grayson DiPietro	LB	FR	6-3	215	Boonsboro, MD	St. John's Catholic Prep
53	Isaac Ofielu	LB	GR	6-1	230	Saco, ME	Thornton Academy
55	Nathan Lopez	DL	FR	6-3	240	Fort Valley, VA	Central Woodstock
56	Jacob Tuiasosopo	DL	SR	6-5	251	Waldorf, MD	North Point
57	Andrew Kocan	OL	SO	6-4	310	Canonsburg, PA	Canon-McMillan (VMI)
58	Noah Stanley	OL	FR	6-4	305	Charlottetown, PEI	Football North
62	Pius Ejindu	OL	R-FR	6-2	335	Lynn, MA	Saint John's Prep School
63	Evan Schaub	OL	FR	6-2	300	Lansdale, PA	IMG Academy
64	Jack Boutaugh	OL	R-SO	6-4	300	Turner, ME	Leavitt
65	Nicolas Cruji	OL	R-SO	6-4	305	Mississauga, Ontario	Lorne Park/Wyoming Secondary Prep.
66	Kylan Lamke	OL	FR	6-2	295	McSherrystown, PA	New Oxford
68	Max Gregor	OL	R-SO	6-4	295	Easton, CT	Cheshire Academy
70	Joe Horn	OL	GR	6-1	300	Hamilton, N.J.	The Hun School (UMass)
71	John Olmstead	OL	GR	6-6	305	North Brunswick, N.J.	St. Joseph (Lafayette/Notre Dame)
72	Tyler Williams	OL	SO	6-4	320	Clifton, N.J.	Clifton
73	Jace Negley	DL	FR	6-3	275	Turner, ME	Leavitt
74	Anthony Iliano	OL	R-FR	6-3	305	Cleveland, OH	Benedictine
75	Liam Reamer	OL	FR	6-6	320	Canonsburg, PA	Canon-McMillan
78	Jack Lillie	OL	R-FR	6-5	290	Boulder, CO	Fairview
79	Max Löwblad	OL	GR	6-7	315	Märsta, Sweden	Arlandagymnasiet/Arlanca Jets
80	Jamie Lamson	WR	GR	6-1	205	Southington, CT	Southington
81	Montigo Moss	WR	SR	6-1	220	Charlotte, N.C.	Fork Union Military Academy
82	Cooper Heisey	TE	GR	6-4	250	Scotch Plains, N.J.	Scotch Plains-Fanwood (Rutgers)
83	Michael Monios	WR	GR	5-10	180	Montreal, Quebec	Choate Rosemary Hall
84	Kevin Jackson	WR	R-FR	5-10	190	Springfield, MA	Springfield Central
85	Blake Thomas	WR	R-FR	6-2	195	Seacacus, N.J.	DePaul Catholic
86	Jake Kucera	TE	R-FR	6-3	245	North Haledon, N.J.	DePaul Catholic
87	Francisco Pratts III	TE	R-SO	6-3	245	New London, CT	New London
88	Mason Gilbert	TE	GR	6-8	255	DeWitt, MI	DeWitt (Lafayette)
89	Gianni Rossito	WR	JR	6-0	185	Dix Hills, N.Y.	Half Hollow Hills
90	Jaedin Lee	DL	FR	6-3	310	Chester, VA	Matoaca
91	Shymell Davis	DL	JR	6-3	295	Woolwich, N.J.	Kingsway/Wyoming Seminary
92	Izaiah Henderson	DL	GR	6-3	275	Brooklyn, N.Y.	Mater Dei Prep (Boston College)
93	Kye Pressley	DL	R-FR	6-0	245	Hammonton, N.J.	Hammonton
94	Chris Bacon	DL	R-FR	6-3	245	Hicksville, N.Y.	Holy Trinity
95	Mike Hamilton	DL	R-SO	6-3	285	Sicklerville, N.J.	Bishop Eustace Prep
96	Gerald Baker III	DL	FR	6-2	330	Elizabeth, N.J.	East Coast Prep
97	Zephron Lester	DL	GR	6-1	300	Far Rockaway, N.J.	Christ the King (Stanford)
98	Dillon White	DL	FR	6-4	265	Brewster MA	Bridgton Academy
99	Nicolas Kalume	DL	R-SO	6-3	245	London, Ontario	Football North



Colgate (2-3)

Year	H/A	W/L	Score
1916	A	L	0-28
1999	A	L	21-28
2001	H	W	34-10
2019	A	W	35-21
2022	H	L	18-21

Montana State (0-0)

Year	H/A	W/L	Score
First meeting			

Monmouth (3-0)

Year	H/A	W/L	Score
2007	H	W	21-14
2008	A	W	21-7
2022	H	W	38-28

Merrimack (1-0)

Year	H/A	W/L	Score
2021	H	W	31-26

UAlbany (10-7)

Year	H/A	W/L	Score
1977	H	L	39-42
2005	H (Port.)	W	31-7
2009	A	L	16-20
2010	H	L	0-3
2011	A	W	31-15
2012	H	L	20-30
2013	A	W	33-27
2014	H	L	7-20
2015	A	W	39-7
2016	H	W	20-16
2017	A	W	12-10
2018	H	W	28-9
2019	A	W	47-31
2021	H	W	38-34
2021	A	W	19-16
2022	A	L	21-23
2023	H	L	21-37

Delaware (11-26)

Year	H/A	W/L	Score
1972	A	L	0-62
1973	H	L	12-38
1974	A	L	13-39
1975	A	L	9-35
1976	A	L	0-36
1978	A	L	0-48
1979	A	L	14-31
1980	H	L	6-35
1981	A	L	35-42
1984	A	L	7-37
1985	A	W	10-7

1986	H	L	31-34
1987	A	W(2OT)	59-56
1988	H	L	14-31
1989	A	L	28-35
1990	H	W	17-10
1991	A	L	10-34
1992	H	L	13-57
1993	A	L	19-21
1994	H	W	19-13
1995	A	L	0-61
1996	H	L	17-27
1998	A	W	39-27
2002	H	L	13-37
2003	A	L(OT)	21-24
2004	A	L	38-43
2005	H	W	25-15
2008	A	W	27-10
2009	H	L	27-17
2010	A	L	7-26
2011	H	W	31-17
2012	A	W	26-3
2013	H	W	62-28
2016	A	W	28-21
2017	H (Port.)	L	17-31
2021	A	L	0-37
2021	H	L	24-34

Villanova (10-15)

Year	H/A	W/L	Score
1988	A	W	20-17
1989	H	W	47-14
1990	A	L	7-31
1991	H	L	7-48
1992	A	L	8-28
1997	A	L	14-34
1998	H	W	44-10
2000	A	L	21-47
2001	H	W	44-40
2002	A	W	21-14
2003	H	W	14-10
2006	H	W	20-7
2007	A	L(OT)	17-24
2010	H	L	18-48
2011	A	W	41-25
2012	H	L	14-35
2013	A	W	37-35
2014	H	L	20-41
2015	A	L	3-13
2016	H	L	7-26
2017	A	L	0-31
2018	H	W	13-10
2019	A	L	17-33
2021	H	L	17-44
2022	H	L	20-45

Rhode Island (61-36-3)

Year	H/A	W/L	Score
1911	H	L	0-3
1912	H	W	18-0
1913	H	W	44-0

1916	H	L	0-13
1920	H	T	7-7
1921	H	W	7-3
1923	H	W	14-0
1924	A	W	37-0
1926	A	W	7-0
1927	H	W	27-0
1928	H	W	20-6
1929	A	W	6-0
1930	H	W	13-12
1931	H	L	7-8
1932	H	W	12-0
1933	H	L	0-6
1934	H	L	0-6
1935	H	W	7-0
1936	H	L	0-7
1937	H	T	0-0
1938	H	L	6-14
1939	H	W	14-0
1940	H	W	7-0
1941	H	L	13-20
1945	A	L	7-10
1946	H	L	13-14
1947	A	W	33-13
1948	H	W	13-7
1949	A	W	19-7
1950	H	W	13-0
1951	A	W	12-0
1952	H	W	13-0
1953	A	L	6-13
1954	H	L	7-14
1955	A	L	0-7
1956	H	W	40-7
1957	A	L	7-25
1958	H	W	37-8
1959	H	T	0-0
1960	H	W	7-0
1961	A	W	22-20
1962	H	L	7-14
1963	A	L	16-20
1964	H	W	23-15
1965	A	W	36-0
1966	H	W	21-6
1967	A	L	12-34
1968	H	W	21-14
1969	A	W	35-7
1970	H	L	6-23
1971	A	W	21-7
1972	H	W	10-7
1973	A	W	20-7
1974	H	W	29-19
1975	A	W	23-14
1976	H	L	9-14
1977	A	L	0-28
1978	H	L	0-47
1979	A	L	0-10
1980	H	W	14-11
1981	A	L	10-21

1982	H	L(GOT)	55-58
1983	A	L	16-24
1984	H	L	0-27
1985	A	L	14-34
1986	H	W	34-14
1987	A	W	24-20
1988	H	W	28-14
1989	A	W	47-21
1990	H	W	24-17
1991	A	L	30-52
1992	H	W	21-9
1993*	A (Forfeit)	L (2OT)	26-23
1994	H	L	21-28
1995	A	L	13-17
1996	H	W	58-19
1997	A	W	30-14
1998	H	L	17-18
1999	A	L	14-23
2000	H	W	37-7
2001	A	W	26-14
2002	H	W	31-14
2004	A	W	42-28
2005	H	W(OT)	27-24
2006	A	L	0-3
2007	H	W	35-0
2008	A	W	37-7
2009	H	W	41-17
2010	A	W	28-23
2011	H	W	27-21
2012	A	W	55-6
2013	H	W	41-0
2014	A	W	20-14
2015	H	W	27-17
2016	A	W	28-21
2017	H	W	51-27
2018	A	W	38-36
2019	H	W	34-30
2021	A	W	45-24
2022	A	L	22-26
2023	H	L	17-34

Oklahoma (0-0)

Year	H/A	W/L	Score
First Meeting			

Bryant (5-1)

Year	H/A	W/L	Score
2011	H	W	28-13
2012	A	W	51-7
2013	H	W	35-22
2014	A	L	10-13
2016	H	W	35-31
2017	H	W	60-12

Elon (3-2)

Year	H/A	W/L	Score
2014	A	W	24-14
2015	H	L	22-27
2018	H	W	27-26
2019	A	W	31-17
2021	H	L	23-33

UNH (45-58-8)

Year	H/A	W/L	Score
1903	A	W	10-0
1903	H	W	27-0
1904	H	W	6-0
1905	H	W	12-0
1906	H	W	7-0
1908	H	W	6-4
1909	H	W	16-0
1911	H	W	12-0
1916	H	T	0-0
1917	A	L	0-27
1919	A	W	7-3
1920	H	L	7-47
1922	A	W	14-7
1923	H (Port.)	W	13-0
1924	H	L	0-32
1925	H	T	0-0
1926	A	L	7-14
1927	H	W	13-6
1928	A	W	7-0
1929	H	L	7-21
1930	A	L	6-14
1931	H	L	7-12
1932	A	T	7-7
1933	H	L	0-6
1934	A	L	7-24
1935	H	W	13-2
1936	A	W	27-6
1937	H	L	0-13
1938	A	W	21-0
1939	H	W	6-0
1940	A	L	14-20
1941	H	T	7-7
1942	A	L	7-20
1944	N/A	W	13-6
1944	N/A	L	14-19
1946	H	L	0-27
1947	A	L	7-28
1948	H	L	6-27
1949	A	W	26-13
1950	H	L	0-19
1951	A	T	0-0
1952	H	W	24-7
1953	A	L	6-21
1954	H	L	10-21
1955	A	T	6-6
1956	H	W	29-7
1957	A	W	7-0
1958	H	W	14-0
1959	A	T	7-7
1960	H	W	13-7
1961	A	W	7-6
1962	H	L	6-21
1963	A	W	28-8
1964	H	W	33-18
1965	A	W	48-13
1966	A	L	7-10
1967	H	L	0-17
1968	A	L	17-42
1969	H	W	20-18



Year	H/A	W/L	Score
1970	A	L	9-13
1971	H	L	14-24
1972	A	L	14-17
1973	H	L	0-13
1974	A	W	23-9
1975	H	L	15-24
1976	A	W	10-0
1977	H	L	7-54
1978	A	T	7-7
1979	H	L	0-23
1980	A	L	13-19
1981	H	W	26-16
1982	A	W	31-14
1983	A	L	7-20
1984	A	L	13-21
1985	H	W	45-40
1986	A	W	14-13
1987	H	W	28-14
1988	H	L	23-44
1989	A	W	24-7
1990	H	L	20-28
1991	A	L	20-38
1992	H	W	27-24
1993	A	L	13-63
1994	H	L	7-24
1995	A	L	0-21
1996	H	W	34-20
1997	A	L	7-24
1998	H	W	52-28
1999	A	L	20-31
2000	H	W	55-10
2001	A	W	57-24
2002	H	W	31-14
2003	A	L	27-47
2004	H	L	36-50
2005	A	L	47-59
2006	H	L (OT)	13-19
2007	A	L	14-39
2008	H	L	24-28
2009	A	L	24-27
2010	H	W (OT)	16-13
2011	A	L	27-30
2012	H	L	21-28
2013	A	L	3-24
2013	H (Playoffs)	L	27-41
2014	H	L	12-20
2015	A	L	6-22
2016	H	L	21-24
2017	A	L	23-24
2018	H	W	35-7
2019	A	L	10-28
2021	A	W	33-20
2022	H	L 41-42 (OT)	
2023	A	L	25-44

Brice-Cowell Musket

A special trophy, the Brice-Cowell Musket, is at stake each year of the rivalry between Maine and New Hampshire. Named after two great former coaches -- Fred Brice of Maine and William Cowell of UNH -- the winner of the annual football game gains possession of the musket for the following year. The tradition began in the late 1940s. The musket is a flintlock rifle made by Ebenezer Nutting of Falmouth, Maine between 1722 and 1745. The George I period flintlock has a barrel 43 inches in length and rifled to a .65 caliber.



The Maine Athletic Media Relations Office extends a welcome to all working media covering the Black Bear football program. We appreciate the coverage you give us, and we will do everything possible to assist you during the 2024 season. This publication has been produced to provide you with information in covering the Black Bears in 2024. Throughout the season, news releases, game notes, statistics and game results will be posted on the University of Maine athletics website (GoBlackBears.com) to keep you up-to-date with all the latest happenings with the Black Bear football program.

• **CREDENTIALS**

All credential requests should be directed to **Tyson McHatten**. His address is as follows: 5747 Memorial Gymnasium, Orono, ME 04469-5747. Credentials to be mailed should be requested at least two weeks in advance. Otherwise, credentials can be picked up at the Will Call table underneath the home side grandstand at Alford Stadium on game days.

• **INTERVIEWS**

All requests for player interviews, either in person or via phone, **must** be requested through the Maine Athletic Media Relations Office.

Weekday Interview Availability Schedule:

Monday _____ Off Day
 Tuesday _____ After practice
 Wednesday _____ After practice
 Thursday _____ After practice
 Friday _____ Travel Day or Alford Stadium walk-thru

Practices will end at approximately 11:30 a.m. Media members wishing to do interviews after practice are advised to arrive on campus at 11:00 a.m. to ensure interviews will be conducted.

• **RADIO POLICY**

Permission to broadcast may be obtained by either calling or writing to the Maine Athletic Media Relations Office at least one week prior to the day of the game.

• **PRESS PARKING**

A section of the VIP parking area (Lot A) has been reserved for members of the media. Please contact the Maine Athletic Media Relations Office in advance for parking passes.

• **PRACTICE**

All practices are open for the media to attend. Interviews can be conducted with players and coaches immediately following practice.

• **PRESS BOX GAME SERVICE**

Pre-game notes, up-to-date statistics, depth charts, media guides and game programs will be issued prior to the start of the game. Halftime statistics, as well as complete play-by-play, and final team and individual statistics also will be provided to the media. Telephone lines will be available on a first-come, first-served basis. Post-game interviews will be held in the Palmer Lounge (baseball clubhouse) following a 10-minute cooling off period after the game. A pre-game meal will also be served. Wireless internet access is also provided in the pressbox and in Palmer.

• **COASTAL ATHLETIC ASSOCIATION (CAA)**

The CAA will conduct a weekly teleconference throughout the season with head coaches from all 12 schools. The teleconference will be held on Mondays beginning at 10 a.m. The teleconferences will begin on the Monday of the first CAA contest. Contact the CAA office for access numbers and a timeline of when coaches are scheduled to speak. The CAA football contact is Rob Washburn, and he can be reached via the phone at (804)-754-1616 or through email at rwashburn@caasports.com. The official website of the CAA is CAASports.com.

Maine Athletic Communications Staff Area Code (207)

>> **Senior Associate AD**

Tyson McHatten
 Office Phone _____ 581.3596
 Email _____ Tyson.McHatten@maine.edu
 Sports _____ FB, WBB, T&F
 Office Address _____ 5747 Memorial Gymnasium,
 Orono, ME 04469
 Fax _____ 581-3297

>> **Asst. Director of Athletic Communications**

Katie Peverada
 Office Phone _____ 581.4158
 Email _____ TBD
 Sports _____ WSOC, MIH, SOFT

>> **Asst. Director of Athletic Communications**

Kyle Emerson
 Sports _____ FH, MBB, BASE

>> **Assistant Communications** _____ **Kenna Farrey**
 Sports _____ WIH, SWIM, XC

>> **Director of Digital Content** _____ **Ryan Loeffler**
 Video Content/Streaming _____ All sports

• **DIRECTIONS TO MAINE**

(From the South): Take Interstate 95 North to Exit 193 (Stillwater/Old Town) ... bear right at end of off-ramp onto Stillwater Avenue ... at fourth set of lights (McDonald's on left) take a right onto College Avenue ... travel one mile on College Avenue ... turn left onto Maine campus just prior to Alford Sports Arena (ice hockey and basketball) ... Alford Arena parking lot is adjacent to Morse Field at Alford Stadium.

(From Bangor International Airport, Approx. 15 mins. from campus): Exit airport and take right onto Union Street ... travel through three sets of lights, and after crossing overpass, take left onto Interstate 95 ... follow directions above.



COACH STEVENS RADIO SHOW

The Coach Stevens Radio Show will begin Thursday, Aug. 31 from 12-1 p.m. and run throughout weekly on Wednesday's live throughout the 2023 season.

NATIONAL EXPOSURE

The Maine Black Bear football program has received extensive local, regional and national attention over the past five years. Maine has played on national TV at least once in each of the past seven seasons, including: Fox Sports Net, ESPN360, ESPN Regional, ESPNU, ESPN3, the Big Ten Network and NBC Sports. The Black Bears have also played on regional networks that have reached major audiences in the Northeast, including: Comcast SportsNet, CN8 (now The Comcast Network) and NESN. Maine football has also appeared in national publications, websites and radio shows, including: Mike & Mike in the Morning, ESPN.com, the Dan Patrick Show, NCAASports.com, Sports Illustrated and Sporting News.

GOBLACKBEARS.COM

Releases, statistics, game notes and other information on Maine football can be found on the official athletic department's website, GoBlackBears.com.

Updated season statistics are posted on either Saturday night or Sunday morning following each football game.



Maine and Van Wagner have partnered to produce the "Black Bear Sports Network." The network will air over several radio stations throughout the state of Maine and will air several of Maine's varsity sports teams, including all 11 regular season football games in 2023. Rich Kimball (play-by-play) and Bob Lucy (color) will return to handle the call of the games. Maine football can be heard on the following stations all season long: Bangor (92.9 FM) (95.7 FM) - Portland 100.5 (WLOB 1310 AM & 100.5 FM).



Bob Lucy
2013 Maine
Broadcaster
of the Year

Rich
Kimball
7x Maine
Sportscaster
of the Year



Paulie Stills on the Dan Patrick Show supporting the Black Bears during the 2011 NCAA Playoffs.

Weekly games notes are posted no later than Wednesday morning of game week, and provide an in-depth look into the upcoming contest for the Black Bears.



BECOME PART OF

BLACK

BEAR

NATION

GO.UMAINE.EDU

DEFINE ROW



We Are UMaine

We are the University of Maine, home to more than 11,000 students from across the U.S. and more than 60 countries. We've been around for more than 150 years and are the flagship university in the state of Maine. Here is some of what we are known for:

- Research: UMaine is the state's only public research university; we have 16 Research Centers and Institutes
- Commitment to natural resources: As both a land grant and sea grant institution, we work with the government and other partners on research, education and conservation

Learning and Living at UMaine

World-class academics to set you up for career success.

- Learn from premier professors — leading researchers, scholars and experts in their fields.
- Study in state-of-the-art labs with the latest technology and resources.
- Be in a classroom where your voice is heard — with a 16:1 student-to-faculty ratio.
- Participate in cutting-edge research as an undergraduate.
- Study abroad throughout the world, in any majors.
- Become one of our 109,000 alumni — leaders in industry, business, government, the sciences, social services, the arts, athletics and more.



UMaine Overview

The University of Maine was established in Orono in 1865 under the provisions of the Morrill Act. As Maine's land grant and sea grant institution with a statewide mission of teaching, research and community engagement, the university extends the resources of its learning community to address the educational, economic, cultural and social needs of Maine.

UMaine provides high-quality education that utilizes practices grounded in how people best learn. The university conducts research and scholarship that are critically evaluated within the disciplines, and often lead to national and international recognition. In its economic development initiatives and outreach, UMaine is connected to and supportive of the people and the enterprises of the state. As part of the UMaine experience, students are involved in real-world enterprises that inform their academic work and provide growth opportunities.

The university's significant strengths in education and research include advanced materials for infrastructure and energy, climate change, engineering, forestry and the environment, marine sciences and STEM education.

UMaine is one of the nation's major public institutions of higher education, and the state's center for research and graduate education. Maine's flagship university enrolls more than 11,000 undergraduate and graduate students from across the U.S. and more than 70 countries. The University of Maine offers more than 90 undergraduate majors and academic programs, and more than 100 degree programs through which students can earn master's or doctoral degrees or graduate certificates. The research and scholarship of UMaine faculty members and graduate students greatly enrich the undergraduate experience. As a research university, UMaine offers undergraduates opportunities to be active participants in

research, working with the university's world-class scholars.

The university has the state's largest mix of nationally and internationally recognized faculty, researchers and scholars, representing some of the most respected minds in their fields. Among the state's public universities, UMaine awards 40 percent of all four-year degrees, 44 percent of all master's degrees, and 92 percent of Maine's Ph.D.s and Ed.D.s. In 2017–18, more than 2,200 students graduated from UMaine, joining approximately 109,000 alumni.

The University of Maine has the Maine Business School and five colleges — College of Engineering; College of Natural Sciences, Forestry, and Agriculture; College of Education and Human Development; and College of Liberal Arts and Sciences. UMaine's Honors College offers one of the oldest programs of its kind in the country.

The university's commitment to lifelong learning goes beyond its academic degree programs to include its statewide outreach through University of Maine Cooperative Extension and other public service programs and departments, its involvement in public schools, and its accessibility through continuing education opportunities.

The University of Maine conducts nationally and internationally recognized research, and is in partnership with the private and public sectors to stimulate and support the state's economic growth and development. The university makes an impact on Maine's quality of life through basic and applied research in venues from the Gulf of Maine and Maine's forestlands to the high-tech laboratories. The university also is the home of Maine's largest library and the Emera Astronomy Center, with the state's largest and most technologically advanced planetarium, and the second largest research observatory.





ALFOND FUND

Outstanding support for student-athletes

Athletic training/strength and conditioning

First-rate medical staff

The UMaine sports medicine team includes six certified athletic trainers and one graduate assistant certified athletic trainer, a team physician, an orthopedic physician, a variety of medical specialists and student-athletic trainers. Other specialists on the UMaine athletic health care team include an optometrist, chiropractor and dentist.

Mike Kessock Sports Medicine Center

The Mike Kessock Sports Medicine Center in Memorial Gymnasium houses some of the newest technology in the field of sports medicine. The facility provides injury prevention, treatment and rehabilitation for student-athletes. In 2017, the Sports Medicine center was renovated with state-of-the-art biometric scanners, high-end cold immersion tubs, a modernized taping station, eight treatment tables equipped with a variety of therapeutic modalities,

Speed, strength and conditioning

UMaine Speed, Strength and Conditioning is a performance-based program focused on achieving success in athletic events and maintaining an injury-free environment. Our philosophy includes developing a mentally and physically challenging training environment that will allow athletes to maximize their ability; increasing performance in athletic events; decreasing the risk of injury through the teaching of progressive strength and power development exercises; and identifying and correcting dysfunctional movement patterns. The fundamentals of an athlete are lower-body strength; lower-body power; core strength; ability

to accelerate and decelerate; mobility; and balanced upper body (posterior/anterior).

Intercollegiate Strength Center in Latti Fitness Center

The Intercollegiate Athletic Strength Center in the Latti Fitness Center serves all varsity teams. The center is entering its seventh year as home of the Black Bears.

Intercollegiate Strength Center by the numbers:

- 5,000 square feet
- 10,000 pounds of weights
- 10 multipurpose power racks
- Nine Olympic platforms
- Five different cardiovascular machines
- Five half racks
- Five glute/hamstring machines
- Nine sets of Eleiko/Uesaka Olympic bumper sets
- Four slide boards
- Electrical timing systems

Community involvement

Student-athletes do not just receive tremendous support. They also return the support to the local community. Events that student-athletes took part in last season included Toys for Tots, Salvation Army Angel Tree, Operation Christmas Child and Play4Kay. They also volunteered numerous hours at both the Ronald McDonald House and the Old Town–Orono YMCA, Cub Tracks Triathlon, Warm Heads Warm Hearts, Skate with the Bears, Black Bear Mentors, Skating Strides and more. UMaine Athletics donates thousands of dollars worth of tickets to nonprofits each year.



BLACK BEAR POINTS OF PRIDE

- UMaine has won two NCAA Division I National Championships in men's ice hockey in addition to 18 NCAA appearances and 11 Frozen Four appearances.
- Alford Arena recognized as the college hockey rink with the "Best Atmosphere" by the Wall Street Journal (2011).
- Two Hobey Baker Award winners from UMaine (Scott Pellerin and Paul Kariya) were recognized as the top NCAA men's ice hockey player.
- Paul Kariya was inducted into the prestigious Hockey Hall of Fame as a member of the 2017 class. Kariya's #9 jersey will be retired in Anaheim during the 2018-19 season.
- 53 former Black Bears have played or currently play in the NHL.
- In 2018, UMaine football won the CAA title before advance to the FCS National Semifinals; further than any UMaine football team has advanced in history.
- UMaine baseball has seven College World Series appearances and 16 NCAA regional appearances. Baseball has won seven conference titles, including the 2011 championship.
- UMaine baseball has had eight major league players in addition to coaches Brian Butterfield and Carl "Stump" Merrill.
- UMaine women's basketball has won 15 conference titles and made nine NCAA Tournament appearances, including the America East Championship in 2019 and the NCAA Tournament. Four All-Americans have combined for 14 All American honors.
- Former track and field standout Jessie Labreck competed in the national finals of "American Ninja Warrior."
- UMaine football has won 12 conference titles and made seven NCAA Tournament appearances, including four NCAA Final Eight appearances in the last 12 years. Maine played in the 1965 Tangerine Bowl.
- UMaine football has had 63 players in NFL camps. There currently are two players listed on NFL rosters. UMaine football has produced 48 All-Americans (2020).
- Black Bear alumnus John Huard '67, was inducted into the College Football Hall of Fame.
- Three Black Bears have played in the Super Bowl. Trevor Bates was a member of the Super Bowl Champion New England Patriots practice squad (2017).
- UMaine softball has won four conference titles and made UMaine's first NCAA appearance by a women's team in 1994.
- Former UMaine men's basketball player Rick Carlisle led the Dallas Mavericks to a 2011 NBA Championship win.
- UMaine field hockey captured its first America East title in 2021, earning a berth in the NCAA Tournament for the first time in program history.
- Track and field great Viktoria Rybalko competed in the 2008 Summer Olympics.
- UMaine track has garnered three All-America honors in the last few years. In 2019, James Olivier won the 800m title at the USATF U20 National Championships and went on to compete at the U20 Pan American Games.
- Current UMaine Women's Basketball head coach Amy Vachon (2016) and former football coach Jack Cosgrove (2014) were each enshrined into the Maine Sports Hall of Fame.



BLACK BEARS IN THE NFL

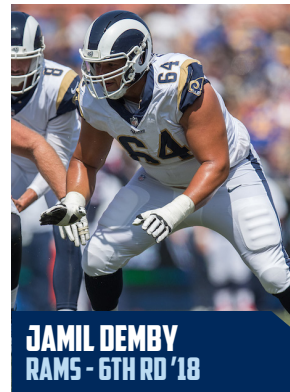


PAT RICARD
RAVENS - UDFA '17



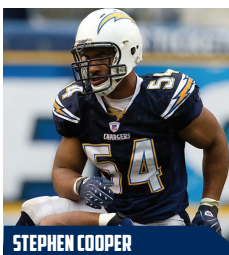



Ricard is a five-time NFL Pro Bowl selection

Playing on Sunday

Maine has had 34 NFL Draft Picks or Rookie Free Agent signings in the past 20 years.



SEVERAL FORMER BLACK BEARS SHARED PAST SUCCESS IN THE NFL:





NFL Black Bears


- SINCE 1967, MAINE IS THE ONLY CAA TEAM TO HAVE THREE PLAYERS DRAFTED IN A SINGLE YEAR (1990)
- SINCE 1980, MAINE HAS HAD 12 PLAYERS DRAFTED TO THE NFL



Kendall James
Sixth Round
2013 NFL Draft



Trevor Bates
Sixth Round
2016 NFL Draft
2017 Super Bowl
Champion



Jamil Demby - Sixth Rd - 2018



Montell Owens

Jacksonville Jaguars
2011 and 2012 Pro Bowl
2007-08 Pro Bowl Ballot
2008 SI.com All-Pro



Jerron McMillian - 4th Round
- 2012



Brandon McGowan




Mike Buck




Mike DeVito

Maine-NFL Facts

Total Number of Draft Picks/Rookie Free Agents	63
Total Draft Picks	17
Total Rookie Free Agent Signings	46
Highest Draft Pick (Round)	Fourth (Jerron McMillian - Green Bay Packers, 2012)
Most Draft Picks In A Season	Three (1990)
Most Draft Picks/RFA Signings In A Season	Five (2011)
Seasons With Multiple Draft Picks/Rookie Signings	16
First Black Bear Taken By The NFL	Thurlow Cooper (Cleveland Browns, 16th Round, 1956)
Most Recent Black Bear(s) Taken By The NFL	Jerron McMillian (Green Bay Packers, Fourth Round NFL Draft, 2012)
	Trevor Coston (Chicago Bears, RFA, 2012)
	Derek Session (Buffalo Bills, RFA, 2012)
	Pushaun Brown (New York Jets, RFA, 2012)
	Derek Buttle (Buffalo Bills, RFA, 2012)
	Jeremy Kelley (Indianapolis Colts, RFA, 2013)
	Kendall James (Minnesota Vikings, Sixth Round NFL Draft, 2014)
	Justin Perillo (Green Bay Packers, RFA, 2014)
	Trevor Bates (Indianapolis Colts, Sixth Round NFL Draft, 2016)
	Bruce Johnson (Philadelphia Eagles, RFA, 2016)
	Pat Ricard (Baltimore Ravens, RFA, 2017)
	Jamil Demby (LA Rams, Sixth Round, 2018)



Dagen Stone





Phil McGeoghan

Most Black Bears Drafted/Signed by a Team


Kansas City Chiefs	Five (5)
New York Jets	Five (5)
Buffalo Bills	Five (5)
New York Giants	Four (4)
Indianapolis Colts	Four (4)
Jacksonville Jaguars, Chicago Bears, New Orleans Saints, Dallas Cowboys, Cleveland Browns, Detroit Lions, LA Rams, Green Bay Packers	Two (2)

- Three Black Bears have appeared in the Super Bowl (L-R: Justin Strzelczyk, Mike Flynn and Lofa Tatupu). Trevor Bates was a member of the 2017 New England Patriots Super Bowl Champions practice squad. Jamil Demby was a member of the 2022 LA Rams Super Bowl roster.



- Maine had seven (7) former players appear on active NFL rosters at some point during the 2010 season.
- Maine led all FCS schools with seven (7) former players in the NFL during the 2009 season.
- Former New York Giants defensive coordinator, and current Kansas City Chiefs defensive coordinator, Steve Spagnuolo was an assistant coach at Maine during the 1994 season. Spagnuolo was the head coach of the St. Louis Rams from 2009-11. Spagnuolo is a two-time Super Bowl Champion.

Steve Spagnuolo



Marcus Williams



Kevin McMahan was "Mr. Irrelevant" in 2006

Successful Careers Away From The NFL

Success in life isn't just defined as getting to the NFL. Several former Black Bear football players have made their mark as successful professionals around the country. The journey all begins with on-campus career fairs for out-going seniors as they get the opportunity to meet with business representatives and interview for potential jobs.

Where Are They Now?

Name _____ **Position/Title (Company)**
 Hugo Alvarez _____ Attorney
 _____ (Alvarez, Almazan & Barbara, LLP)
 Mark Coutts _____ Senior Executive (Konica Minolta)
 Jeff Durr _____ Senior VP (Emerald Financial Resources)
 Aram Garabedian _____ President (Bliss Property Mgmt.)
 Michael Harvey _____ Head Football Coach


_____ (Dover High School)
 Doug Heidt _____ Managing Director (Goldman Sachs)
 John Hevesey _____ Assistant Football Coach
 _____ (Mississippi State University)
 John Huard _____ President
 _____ (Northeast FieldTurf Hue, Inc.)
 Chris Keating _____ Senior VP
 _____ (Riversource Financial Services)
 Jack Leggett _____ Head Baseball Coach
 _____ (Clemson University)
 Al Marquis _____ Managing Partner
 _____ (Construction Risk Partners)
 Andy Neilson _____ VP, Product Development
 _____ (Seahorse Bioscience)
 Malik Nichols _____ Regional Sales Manager (Medtronics)
 Nick Penna _____ Financial Adv. (Morgan Stanley Wealth Management)
 Scott Shulman _____ Owner (Best Chevrolet)
 Rod Sparrow _____ President & CEO (Leaklite)
 Steve Violette _____ President (Plasmine Technology)




Stephen Cooper




Black Bear All-Americans (AP) (48 Honorees Since 1947)



Matt King




Chad Hayes




Jojo Oliphant

1947	Jack Zollo	OL
1954	Tom Golden	OL
1965	John Huard	LB
1966	John Huard	LB
1974	Scott Shulman	LB
1980	Lorenzo Bouier	RB
1981	Rich LaBonte	P
1981	Jack Leone	K
1985	Ray Paquette	DL
1985	Mark Coutts	LB
1987	Mike Buck	QB
1987	Dave Ingalls	OL
1987	Peter Borjestedt	K
1987	Sergio Hebra	WR
1987	Rob Sterling	DB
1989	Rob Noble	OL
1989	Scott Hough	OL
1989	Justin Strzelczyk	DL
1989	Carl Smith	RB
1990	Claude Pettaway	DB
1992	Dan Girard	LB
1996	Todd Williamson	DL
1996	Rameek Wright	WR
1998	Aaron Dashiell	FS
1999	Aaron Dashiell	FS
1999	Jojo Oliphant	DL
2001	Stephen Cooper	LB
2001	Lennard Byrd	RS
2001	Chad Hayes	TE
2002	Stephen Cooper	LB
2004	Arel Gordon	RS
2004	Brandon McGowan	DB
2005	Ben Lazarski	OL
2006	Matt King	DL
2007	Jovan Belcher	DL
2008	Jovan Belcher	DL
2008	Jared Turcotte	FB
2008	Ryan Canary	OL
2008	Jhamal Fluellen	TB
2011	Jerron McMillian	SS
2011	Trevor Coston	FS
2012	Chris Howley	OL
2013	Kendall James	CB
2013	Justin Perillo	TE
2016	Bruce Johnson	OL
2017	Josh Mack	RB
2018	Sterling Sheffield	LB
2019	Earnest Edwards	KR



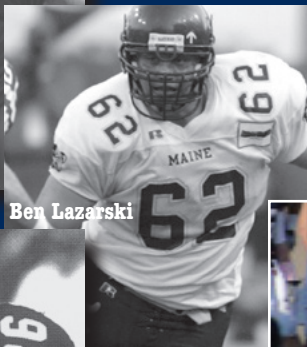
Lennard Byrd




Scott Hough



Justin Perillo



Ben Lazarski



Claude Pettaway



Trevor Coston



Ray Paquette



Sterling Sheffield



Aaron Dashiell



Earnest Edwards

All-Americans By Position (AP)

Position _____	Total
Offensive Line _____	9
Linebacker _____	8
Defensive Line _____	7
Defensive Back/Safety _____	8
Running Back/Fullback _____	5
Kicker/Punter _____	3
Wide Receiver/Tight End _____	4
Return Specialist _____	3
Quarterback _____	1

All-Americans By Decade (AP)

Decade _____	Total
1940s _____	1
1950s _____	1
1960s _____	2
1970s _____	1
1980s _____	14
1990s _____	7
2000s _____	13
2010s _____	9



Jerron McMillian



2006 All-Atlantic 10 First-Team Honorees: DL Matt King (left) and DL Mike DeVito (right); 2006 Atlantic 10 Football Conference Student-Athlete of the Year QB Ron Whitcomb (center)




Jack Cosgrove
All-Conference QB;
Three-time Coach of the Year




Joe Harasymiak
Coach of the Year



Marcus Wasilewski
2013 All-CAA First Team
2013 CAA Student-Athlete
of the Year



Arel Gordon
Named all-conference at three
different positions



Andrew Downey
Three-time all-conference

21 Major Awards

OFFENSIVE PLAYER OF THE YEAR

Rich LaBonte	1982
Mike Buck	1987
Mike Buck	1989

DEFENSIVE PLAYER OF THE YEAR

Stephen Cooper	2001
Stephen Cooper	2002
Jovan Belcher	2008

ROOKIE OF THE YEAR

Rich LaBonte(O)	1981
Carl Smith (O)	1988
Ron Whitcomb (O)	2003
Christophe Mulumba	
Tshimanga (D)	2013

SPECIAL TEAMS PLAYER OF THE YEAR

Earnest Edwards	2019
-----------------	------

STUDENT-ATHLETE OF THE YEAR

Ron Whitcomb	2006
Ryan Canary	2008
Marcus Wasilewski	2013

CHUCK BOONE LEADERSHIP AWARD

Marcus Wasilewski	2013
-------------------	------

COACH OF THE YEAR

Ron Rogerson	1982
Tom Lichtenberg	1989
Jack Cosgrove	1996
Jack Cosgrove	2001
Jack Cosgrove	2013
Joe Harasymiak	2018



Note: The Yankee Conference sponsored the sport of football from 1947-96. The Atlantic 10 Football Conference sponsored the sport from 1997-2006. The Colonial Athletic Association took over sponsorship of the sport in 2007. A special thanks is given to Stu Haskell and Dan Maloney for their historical research with this list.

>> FIRST-TEAM HONOREES

Player	Year
Manauris Arias (DB)	2006
Trevor Bates (DL)	2015
Jovan Belcher (DL)	2007-08
Gene Benner (WR)	1968-69
Mike Bitterman (TE)	1989
Ed Bogdanovich (HB)	1951
Peter Borjestedt (PK)	1987
Lorenzo Bouier (RB)	1980
Bob Bragg (FB)	1959
Ivan Brawn (OG)	1965-66
Win Brown (C)	1951
Mike Buck (QB)	1987, 1989
Jim Butterfield (OG)	1952
Lennard Byrd (RS)	2001
Ryan Canary (OL)	2008
Derek Carter (DB)	1997
Wayne Champion (HB)	1958, 1960
Lew Clark (OL)	1954
Dave Cloutier (HB)	1961
Stephen Cooper (LB)	2001-02
Thurlow Cooper (DL)	1955-56
Trevor Coston (PR)	2011
Mark Coutts (LB)	1985
David Cusano (DB)	2002
Aaron Dashiell (DB)	1998-99
Sean Decloux (K)	2013
Jamil Demby (OL)	2017
Donte Dennis (LB)	2012
Dick DeVarney (QB)	1965
Mike DeVito (DL)	2006
Liam Dobson (OL)	2019
Dennis Dottin-Carter (DL)	2002
Jim Duffy (QB)	1955
Harry Easton (DE)	1951
Earnest Edwards (KR/WR)	2017, '18, '19
Roger Ellis (OL)	1957-58
Phil Ferrari (DL)	1981
Mike Flynn (OL)	1996
Jeff Gakos (OL)	2013
Tom Golden (OL)	1953-54
Arel Gordon (RS)	2004
Frank Harney (HB)	1965
Chad Hayes (TE)	2000-01
Sergio Hebra (WR)	1987
Ray Hostetter (HB)	1956
Scott Hough (OL)	1989
Chris Howley (OL)	2011-12
John Huard (LB)	1965-66
Todd Jagoutz (P)	2000
Kendall James (DB)	2013
Bruce Johnson (OL)	2014, 2015
Dan Jones (OL)	1992
Dick Kinney (DL)	1961
Rich LaBonte (P)	1982, 1984
Ben Lazarski (OL)	2004-05
Dick Leadbetter (OL)	1960
Jack Leggett (DB)	1974-76
Jack Leone (K)	1982, 1984
Taji Lowe (LB)	2019
Josh Mack (RB)	2017
Stan Maddock (DL)	1969
Maurice McDonald	2011
Brandon McGowan (DB)	2004
John McGrath (DB)	1982
Jerron McMillian (DB)	2011
Andy Mellow (DL)	1973
Mike Mellow (P)	2004
Andre Miller (WR)	2021 (Spring)
Jeff Mottola (K)	1990
Mozai Nelson (Spec.)	2017
Niles Nelson (DL)	1958
Rob Noble (OL)	1989-90
Pete Norris (DL)	1966
Jojo Oliphant (DL)	1999
Louis Ortiz (OL)	1982
Ray Paquette (DL)	1985
Bill Pasquill (OL)	1965-66
Manny Patterson (DB)	2018, 2019
Dave Paul (WR)	1971-72
Nick Penna (LB)	1988
Justin Perillo (TE)	2012-13
Claude Petteway (DB)	1989-90
Pete Pocius (OL)	1951
Pete Quелlette (WR)	1980-81
Ernie Quackenbush (LB)	1967-68
Patrick Ricard (DL)	2015, 16
Peter Richardson (OL)	1967-68
Alan Riley (DL)	1965
Dave Sanzaro (DL)	1982
Patrick Sheehan (OL)	1998
Sterling Sheffield (LB)	2018
Scott Shulman (LB)	1974, 1976

Ben Sirmans (RB)	1992
Matt Slane (DB)	1979
Jack Small (OL)	1954-55
Carl Smith (RB)	1989-90
Ernie Smart (FB)	1954
Phil Soule (OL)	1961
Rob Sterling (DB)	1987
Deshawn Stevens (LB)	2021 (Spring)
Steve Stinson (OL)	1995
Justin Strzelczyk (DL)	1989
Gene Sturgeon (QB)	1951
Ray Sullivan (DL)	1982
Ryck Suydam (DL)	1980
Norm Tardiff (DB)	1965-66
Christophe Mulumba Tshimanga	2013, 14, 15
Jared Turcotte (FB)	2008
Richard Unterstein (OL)	1974
Hal Violette (OL)	1958-59
Jermaine Walker (LB)	2005
Marcus Wasilewski (QB)	2013
Kayon Whitaker (DL)	2018, 2019
Manch Wheeler (QB)	1961
Landis Williams (WR)	2009
Marcus Williams (RB)	2003-04
Jamal Williamson (DB)	1990
Micah Wright (WR)	2016

>> SECOND-TEAM HONOREES

Damarr Aultman (WR)	2014
Trevor Bates (DE)	2014
Drew Belcher (TE)	2018
Dick Bergeron (OL)	1972
Jaquan Blair (WR)	2019
Armond Blouin (DL)	1975
Dave Bochtler (DL)	1986
Ed Bogdanovich (HB)	1953
Peter Borjestedt (K)	1985
Lorenzo Bouier (RB)	1982
Barry Buckley (OG)	1982
Jack Butterfield (HB)	1951
Derek Buttes (TE)	2010
Tim Cahill (OL)	1985
Ryan Canary (OL)	2007
Derek Carter (DB)	1995-96
Ed Cianchette (OL)	1952
John Colasacco (OL)	1986
Michael Cole (DL)	2011, 2013
Bryce Colee (LS)	2021 (Spring & Fall)
Jack Cosgrove (QB)	1974-75
Trevor Coston (DB)	2011
Mark Coutts (LB)	1984
Brendan Curry (DL)	2002
Gerry deGrandpre (HB)	1957
Mark DeGregorio (RB)	1974
Mike DeVito (DL)	2005
Rudy DiPietro (RB)	1976
Liam Dobson (OL)	2018
Ron Doody (DT)	1985
Doug Dorsey (RB)	1985-86
Dennis Dottin-Carter (DL)	2003
Andrew Downey (LB)	2007-08
Jim Duffy (QB)	1954
Tyler Eastman (OL)	2009
Charles Eberbach (OL)	1958
Earnest Edwards (WR)	2018
Royston English (RB)	2001
Joe Fagnano (QB)	2021 (Spring)
Phil Ferrari (DE)	1980
Ross Fichthorn (LB)	1993
Dante Fusco (TE)	2003
Vinson Givans (LB)	2011
Michael Gerace (OL)	2021 (Fall), 2022
Jarrod Gomes (DB)	2005
Arel Gordon (RB)	2006
Matt Hammond (OL)	2002
Sergio Hebra (WR)	1985-86
John Hodgkins (OT)	1983
Joe Hook (OL)	2013
Dave Ingalls (OL)	1987
Darlos James (RB)	2012
Bob Jameson (RB)	1996
Chris Keating (LB)	1978
Steve Keating (OL)	1982
Jamie Keefe (LB)	1985
Andy Landers (OL)	1980
Mike Leconte (OL)	2003
Mark Lewis (DL)	1988
Dan Maloney (G)	1984
Bob McConnell (OL)	1972
Brandon McGowan (DB)	2003
John McGrath (DB)	1983
Andy Mellow (DE)	1972
Jerron McMillian (DB)	2010
Andre Miller (WR)	2021 (Fall)
Ray Miller (LB)	2021 (Fall)
Charles Mitchell (DL)	2018, 2019
Jemal Murph (LB)	1993
Scott Nason (DL)	1987-88
Mozai Nelson (Spec.)	2018
Niles Nelson (DL)	1957
Jack O'Rourke (S)	1973
Jojo Oliphant (DL)	1998-99
Adrian Otero (LB)	2022

Andre Pam (RB)	1995
Ken Parady (QB)	1956
Manny Patterson (DB)	2017
Chris Paul (DE)	1976
Nick Penna (LB)	1987
Justin Perillo (TE)	2012
Alan Peterson (OL)	1982
Paul Phelan (TB)	1983
Josh Radulski (TE)	2004
Jim Reid (S)	1972
Peter Richardson (OL)	2002
Tom Rogers (OL)	1990
Steve Root (LB)	1986
Fred Royer (LB)	1975
Randy Samuels (LB)	2015
Pat Sheehan (OL)	1997
Sterling Sheffield (LB)	2017
Scott Shulman (LB)	1975
Matt Slane (S)	1980
Michael Smith (LB)	1989
Rob Sterling (DB)	1986
Warren Smith (QB)	2011
Josh Spearin (OL)	2011-12
Deshawn Stevens (LB)	2018
Steve Stinson (OL)	1994
Daren Stone (DB)	2006
Bill Tarazewich (OL)	1957
John Theriault (FB)	1957
Gordie Thorburn (OL)	1951-52
Jermaine Walker (LB)	2004
John Wardwell (S)	1975
Jack Welch (HB)	1958
Bobby Wilder (QB)	1984
Marcus Williams (RB)	2002
Jamal Williamson (DB)	1989
Todd Williamson (DL)	1996
Dwayne Wilmot (WR)	2000
Ken Woodsom (DE)	1953
Micah Wright (WR/PR)	2015, 16
Rameek Wright (WR)	1996-97
Devin Young (KR)	2021 (Fall)

>> THIRD-TEAM HONOREES

Max Andrews (OL)	2016
Christopher Arnao (OL)	2008
Damarr Aultman (KR)	2014
Steven Balker (DB, KR)	2009-10
PJ Barr (OL)	2021 (Fall)
Trevor Bates (DL)	2013
Chris Binder (P/K)	1996
Shawn Bowman (TE)	2021 (Fall), 2022
Isaiah Brooks (OL)	2017
Darrick Brown (RS)	1997-99
Pushaan Brown (RB)	2011
Raibonne Charles (DL)	2011
Dan Collins (QB)	2016
Brendan Curry (DL)	2001
David Cusano (DB)	2001
Donte Dennis (LB)	2009-10
Shawn Demaray (OL)	2007
Jamil Demby (OL)	2016
Bruno Dorismond (DL)	2006-07
Andrew Downey (LB)	2006
Jordan Dunn (WR)	2015
Jake Eaton (QB)	2002
John Ebeling (WR)	2013
Earnest Edwards (WR)	2016
Mickey Fein (QB)	1997
Jhamal Fluellen (TB)	2007-08
Mike Flynn (OL)	1995
Stefan Gomes (WR)	2001
Najee Goode (CB)	2016
Arel Gordon (WR)	2005
Chris Howley (OL)	2010
Todd Jagoutz (K)	2000
Kendall James (DB)	2011
Rohan Jones (FB/TE)	2023
Dan Joslyn (DL)	2003
Fred Lazo (LB)	2003
Mike LeConte (OL)	2004
Cody Levy (OL)	2018
Eric Lewis (DB)	1999
Phil McGeoghan (WR)	2000
Kevin McMahan (WR)	2005
Zack Magliaro (OL)	2001
Greg Mikell (DB)	1994
Brent Naccara (LB)	1998-99
Lionel Nixon Jr. (DB)	2008
Drew O'Connor (WR)	1998-99
Lateef O'Connor (LB)	1997
Axel Ofori (KR)	2014
Patrick Pa'u (DL)	2003-04
Christian Pereira (WR)	2003-04
Steve Patrick (FB)	2021 (Fall)
Zavier Scott (WR)	2022
Derek Session (WR)	2010
Sterling Sheffield (LB)	2016
Ako Stafford (LB)	1994
Jordan Stevens (DE)	2009
Daren Stone (DB)	2005
Kayon Whitaker (DL)	2017
John Wormuth (LB)	2006
Micah Wright (WR)	2018



Bruno Dorismond
Two-time all-conference



Brandon McGowan
Two-time all-conference



Mike Mellow
2004 First-Team



Nebraska (2005)

>> **HAWAII 44, MAINE 3 (1990)**
 Jeff Montoya kicked a 33-yard field goal and Carl Smith rushed for 52 yards in Maine's inaugural game against an FBS foe. Hawai'i was a member of the Western Athletic Conference (WAC).

>> **RUTGERS 40, MAINE 17 (1991)**
 Carl Smith rushed for a game-high 153 yards, including an 89-yard touchdown run versus the Scarlet Knights. The 89-yard dash currently stands as the longest run from scrimmage in school history. Rutgers was a member of the Big East.

>> **MAINE 9, MISSISSIPPI STATE 7 (2004)**
 Kevin McMahan caught a 17-yard touchdown pass from Ron Whitcomb with 2:55 remaining to give Maine a 9-7 lead and the school's first win over an FBS foe. The Bulldogs were a member of the Southeastern Conference (SEC).

>> **NEBRASKA 25, MAINE 7 (2005)**
 A 52-yard touchdown catch by Kevin McMahan brought Maine to within 15-7 with 9:00 remaining and almost pulling off one of the biggest upsets in college football history. Nebraska, a member of the Big 12, went on to defeat Michigan in the Alamo Bowl following the regular season.

>> **BOSTON COLLEGE 22, MAINE 0 (2006)**
 Maine's special teams were responsible for recovering a fumble on a punt return (Matt King) and blocking a field goal (Mike DeVito). UM held BC under its average for passing yards per game. Boston College, a member of the Atlantic Coast Conference (ACC), went on to defeat Navy in the Meineke Car Care Bowl following the regular season.

>> **CONNECTICUT 38, MAINE 0 (2007)**
 Maine trailed just 10-0 with under 2:00 to go in the first half before UConn scored four-straight touchdowns to pull away for the win. Andrew Downey had 13 tackles in the contest to lead the Black Bear defense. UConn, a member of the Big East, competed in the Meineke Car Care Bowl following the regular season.

>> **IOWA 46, MAINE 3 (2008)**
 Maine opened the season by battling Big Ten foe Iowa at Kinnick Stadium. Jhamal Fluellen rushed for 104 yards for Maine, while Brian Harvey booted a 40-yard field goal to account for the Black Bears points. Iowa defeated South Carolina in the Outback Bowl on New Year's Day following the regular season.

>> **SYRACUSE 41, MAINE 24 (2009)**
 Maine took a 17-14 lead into halftime courtesy of a Jordan Waxman 35-yard field goal and two touchdown receptions, including a 56-yard bomb, by Landis Williams from Warren Smith. Syracuse would eventually take the lead late in the third quarter, and the Black Bears would not score again until late.

>> **SYRACUSE 38, MAINE 14 (2010)**
 The Black Bears took leads of 7-0 and 14-7, but would go down 17-14 at halftime and could not score again. Warren Smith would pass for 127 yards and a score and would rush for the other.

>> **PITTSBURGH 35, MAINE 29 (2011)**
 Maine falls behind 35-15 with 8:39 left in the fourth, but storms back with two touchdowns in the final 3:12 and tries an onside kick but can not recover it. Derek Buttles has seven catches for 148 yards and a score.

>> **BOSTON COLLEGE 34, MAINE 3 (2012)**
 The Black Bears jumped out to an early 3-0 lead on a 19-yard field goal from Brian Harvey. Michael Cole led the Maine defense with a pair of sacks and a forced fumble. Maurice McDonald caught six passes for 37 yards while David Hood gained 64 yards on the ground.

>> **MAINE 24, MASSACHUSETTS 14 (2013)**
 Maine's defense held UMass to just 64 yards rushing at Gillette Stadium as Maine picked up its second-ever victory over an FBS opponent. After falling behind 7-0 early, the Black Bears scored 24 unanswered points to take a 17-point lead into the fourth quarter. Quarterback Marcus Wasilewski paced the offense, going 20-28 for 267 yards while adding 78-yards on the ground and a score.

>> **NORTHWESTERN 35, MAINE 21 (2013)**
 A pair of Northwestern defensive scores proved to be the difference as the Black Bears were edged by #16 Northwestern of the Big Ten. Maine, trailing by 14 at the half, tallied 21 second-half points but would come up short in the end. Maine's defense held the Wildcats to 122 yards in the air as the offense outgained NU 379-373. Nigel Jones rushed for 73 yards and a score while Wasilewski passed for 237 yards and two touchdowns; his top target being Justin Perillo who hauled in eight catches for 81-yards and a score.

>> **BOSTON COLLEGE 40, MAINE 10 (2014)**
 The Black Bears jumped out to an early 7-0 lead but could not hold on, dropping a 40-10 decision at Boston College. Freshman Micah Wright scored the lone touchdown for the Maine, the first of his career. Davontre Burke, Cabrinni Goncalves and Christophe Mulumba Ishmanga each had nine tackles to lead the defense.

>> **CONNECTICUT 24, MAINE 21 (2016)**
 The University of Maine led UConn in the fourth quarter but came up short as a late field goal allowed the Huskies to escape with a 24-21 victory. Maine's defense held UConn to just 162-yards in the air while Najee Goodes sack-fumble returned 74-yards for a score highlighted the defensive effort.

>> **TOLEDO 45, MAINE 3 (2016)**
 The Black Bears jumped out to an early 3-0 lead in their first-ever meeting with Toledo but would not score again. The Rockets reeled off 45 unanswered points to take the victory. Highlighting the day was Christophe Mulumba Ishmanga's game-high 10 tackles.

>> **UMASS 44, MAINE 31 (2017) - FENWAY PARK**
 The Black Bears took on the Minutemen in front of a crowd of 12,794 at historic Fenway Park. In a thrilling offensive battle, Maine opened its scoring when Earnest Edwards took a first quarter kickoff back 95-yard for a touchdown. All-American Josh Mack added 110-yards and two scores on the ground.

>> **MAINE 31, WESTERN KENTUCKY 28 (2018) - FENWAY PARK**
 Despite trailing 21-0 just 5:03 into the first quarter, Maine rallied to outscore Western Kentucky 31-7 the rest of the way to pick up its third win in program history over an FBS school. Jordan Swann blocked WKU's field goal attempt, with the Black Bears up three, with just 47-seconds in regulation to seal the victory.

>> **CENTRAL MICHIGAN 17, MAINE 5 (2018)**
 Maine's defense was impressive at Central Michigan, holding the Chippewas to just 177 yards of offense but the offense struggled to get moving after quarterback Chris Ferguson was injured in the first quarter. Sterling Sheffield led the way on defense with 10 tackles, three tackles-for-loss, a sack and a fumble/recovery while Deshawn Stevens added eight stops and an interception.

>> **GEORGIA SOUTHERN 26, MAINE 18 (2019)**
 Maine, which fell behind 23-3, battled back to cut the deficit to just eight late. However, the Black Bears were unable to overcome the gap, falling on the road by a final of 27-18. Maine's defense forced seven fumbles while threw for 280 yards.

>> **LIBERTY 59, MAINE 44 (2019)**
 In an offensive shootout, freshman Joe Fagnano threw for 445 yards and five touchdowns in his first collegiate start. Maine's point total was its most against an FBS opponent in program history. Three Black Bears went over the century mark in receiving, led by Earnest Edwards' 127-yards and two touchdowns.

>> **NORTHERN ILLINOIS 41, MAINE 14 (2021)**
 Freddie Brock and Elijah Barnwell each rushed for a score but the Black Bears would come up short at No. Illinois. Maine's defense forced a pair of turnovers in the contest.

>> **MAINE 35, UMASS 10 (2021)**
 The Black Bears earned their fourth win over an FBS opponent in school history after rattling off 35 unanswered points to beat the Minutemen, 35-10. Maine, which shut out UMass over the final 30:11 of action, Maine rushed for three scores and passed for two more as the defense limited UMass to just 297 yards and a 5-for-16 mark on third down.

>> **NEW MEXICO 41, MAINE 0 (2022)**
 The Black Bears forced a pair of turnovers and tallied two sacks in the season opening loss. Xavier Nurse and Kahzir 'Buggs' Brown recorded the takeaways for Maine.

>> **BOSTON COLLEGE 38, MAINE 17 (2022)**
 The Black Bears jumped out to a 10-7 lead but could not hold on as Boston College rallied off 24 unanswered points en route to the victory. Montigo Moss and Shawn Bowman each recorded a touchdown for Maine as Joe Fagnano finished the evening 21-for-43 with 289 yards and two touchdowns. Xavier Scott posted eight catches for 135 yards. Maine's defense racked up three sacks as Kahzir 'Buggs' Brown notched 11 stops.

>> **FLORIDA INTERNATIONAL 14, MAINE 12 (2023)**
 Maine, which shut out FIU in the second half, trailed by two in the fourth quarter but was unable to score as it came up just short in Miami. Freshman Tristen Kenan rushed for 108 yards and a touchdown. Maine's defense limited FIU to just 13 rush yards and forced two turnovers in the game.



Hawai'i (1990)



Rutgers (1991)



Boston College (2006)



Victory at UMass (2015)



Victory at Western Kentucky (2018)

Mississippi State (2004)



UMass - Fenway Park (2017)



Northwestern (2013)



Iowa (2008)

The Maine Black Bear football program has never backed down from a challenge. That's why Maine has faced some of the nation's top Division I Football Bowl Subdivision opponents.

In fact, 11 of the last 24 FBS opponents Maine has faced have gone on to compete in a bowl game following the regular season. Five of those 24 have won their respective bowl games, including Nebraska over Michigan in the 2005 Alamo Bowl, Boston College over Navy in the 2006 Meineke Car Care Bowl, Iowa over South Carolina in the 2009 Outback Bowl played on New Year's Day and Syracuse over K-State in the 2010 Pinstripe Bowl held at Yankee Stadium.

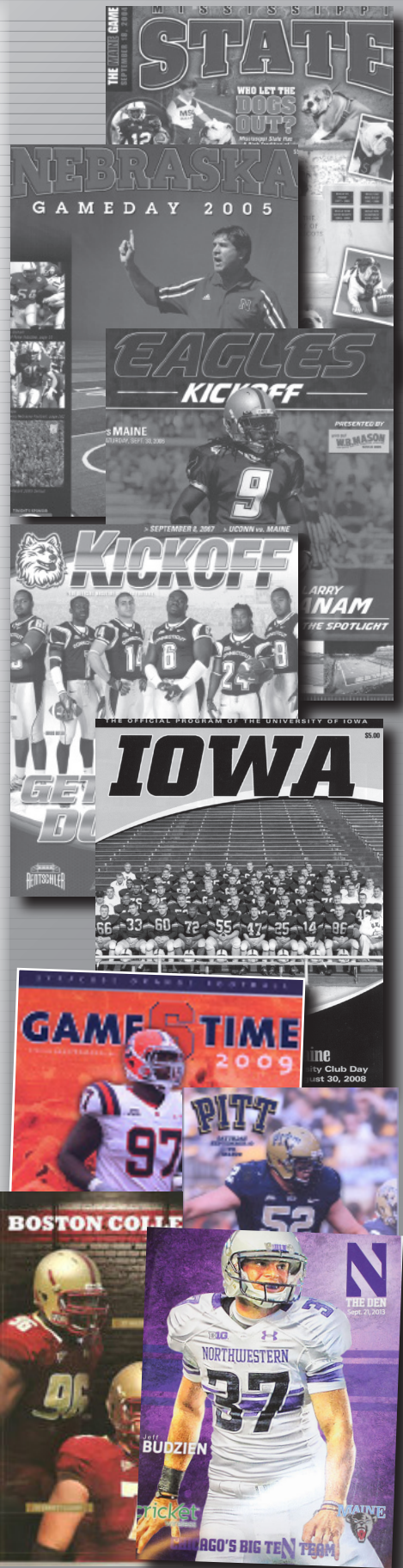
One of the greatest moments in Maine football history happened against an FBS opponent. On Sept. 18, 2004, the Black Bears ventured to Starkville, Miss., to face SEC-foe Mississippi State. Ron Whitcomb hooked up with Kevin McMahan on a 15-yard touchdown pass with under two minutes to play to lift Maine to a thrilling 9-7 win over the Bulldogs.

A sold-out crowd of 77,469 fans (the largest crowd to watch a Maine football team) witnessed the Black Bears nearly pull off an upset over Nebraska in Lincoln in the 2005 opener. Maine gave NU all it could handle and trailed by a just a touchdown and two-point conversion late in the contest.

Maine's second-ever FBS victory came at the home of the New England Patriots, Gillette Stadium, as the Black Bears knocked off UMass 24-14. After falling behind 7-0 early, the Black Bears scored 24 unanswered points to take a 17 point lead into the fourth quarter. Quarterback Marcus Wasilewski paced the offense, going 20-28 for 267 yards while adding 78-yards on the ground and a score.

Maine knocked off its third FBS opponent in school history during the 2018 season when it handed Western Kentucky a 31-28 decision. Despite trailing 21-0 just 5:03 into the first quarter, Maine rallied to outscore WKU 31-7 the rest of the way. Jordan Swann blocked a WKU field goal with just 47-seconds remaining in regulation to seal the victory.

The Black Bears scored their fourth FBS victory with a convincing, 35-10 win at UMass in 2021. Maine tallied 35 unanswered points on three rushing scores and two passing touchdowns, to defeat UMass for the second time since the Minutemen became an FBS program. After falling behind 10-0, Maine's defense held UMass scoreless over the game's final 50:11 to earn the victory.





For 25 seasons, Morse Field at Alfond Stadium has served as one of the best CAA football facilities in New England. The facility has been made possible by the generous donation of Harold Alfond, and Phillip and Susan (Keene) Morse. The facility opened on Sept. 12, 1998, as a crowd of 9,244 fans watch the Black Bears defeat longtime rival, New Hampshire by a score of 52-28.

The grandstand has a capacity of 10,000, which was made possible by a \$3.1 million donation from Mr. Alfond. The Morse family donated \$2.15 million for the playing surface, lights and scoreboard. The University Development Office led a fundraising effort with key volunteer leaders to raise additional private funds for the project. The Morse family, again, aided in the enhancements to the facility as they donated money for a new state-of-the-art FieldTurf playing surface, which debuted during the 2008 season. The facility, constructed and designed mostly by in-state companies, was paid for entirely by private donations totaling \$6.1 million. Funds were also raised through brick purchases which are displayed in the Southeast area of the stadium, with people's names or other messages.

While most of the seating in the grandstand is bench style, there are also a number of chairback seats available. The chairs are blue and white and form an "M." The aisles throughout the stadium are wider, allowing for increased traffic flow. All seats provide a clear unobstructed view of the field.

Under the grandstand are concrete structures that serve as men's and women's restrooms, concession stands and a ticket office for game day sales. The elevator is also located under the grandstand, which provides access to handicap seating, luxury boxes and the pressbox.

The pressbox at the top of the grandstand is very spacious. The top level is devoted to the media, who travel across the state to cover the Black Bears on home Saturdays. The lower level has eight luxury boxes, and a University Administration box. Each box is similar to the boxes in Alfond Arena, featuring theatre-style seating and cable TV access. The boxes also have sliding glass doors to allow air circulation and reduce noise.

In 2016, Black Bear Nation set numerous attendance figures at Alfond Stadium. On Oct. 15, homecoming weekend 2016, a record-breaking crowd of 10,443 watched the Black Bears take down No. 17 UAlbany. During the 2016 season, a new season-high attendance of 39,686 came through the gates to watch the Black Bears while an average of 7,936 fans — a new Alfond Stadium record — watched the Black Bears play in five home games.

A crowd of 10,048 spectators were on hand to see Maine make its home debut against Northern Colorado on Sept. 11, 2004. The 2006 season was a special one for the stadium as the facility topped 250,000 fans in attendance since it opened in 1998. The 2007 campaign was also a special year as it marked the 10th anniversary since construction of the stadium was completed and varsity athletic

events were held on it. UMaine saw its 400,000th patron come into the stadium during the 2011 season.

The 2013 season was one of the most memorable in Alfond Stadium history as the Black Bears went 5-1 at home, capping the season by hosting the first ever NCAA football playoff game when it welcomed New Hampshire to town for a second round showdown.

In 2018, the Black Bears put together a perfect 5-0 record at Alfond Stadium, capped by the team winning its first home playoff game after defeating Jacksonville State, 55-27, on Dec. 1.

More upgrades took place to Alfond Stadium in the spring of 2014 when a generous \$800,000 donation from the Morse Family provided the University with the funds needed to install a new HD video scoreboard. The new scoreboard, approximately 30 feet wide and 20 feet high, included such features as HD video display and instant replay, furthering advancing the fan experience at all home games. The state-of-the-art technology will also provide the opportunity for enhanced fan interaction, including live remote fan shots and video engagement.

In the summer of 2021, a new FieldTurf surface was installed on Morse Field. The new surface, made possible by the Harold Alfond Foundation's generous \$90 million gift to the University of Maine athletics department, provided the Black Bears with a state-of-the-art playing surface along with a fresh new look with the primary 'Bear Head' logo installed at midfield.

ALFOND STADIUM QUICK FACTS

Season	24th
Total Capacity	10,000
Overall Record	74-54 (.602)
First Game	9/12/98 vs. New Hampshire
First Win	9/12/98 vs. New Hampshire, 52-28
First Winning Season	1998 (4-2)
Last Winning Season	2019 (3-2)
Consecutive Winning Seasons	5 (2005-09)
Consecutive Non-Losing Seasons	6 (1998-2003)
Longest Winning Streak	11 (10/28/00-11/9/02)
Largest Single Season Attendance	39,686 (2016)
Largest Average Single Season Attendance	7,936 (2016)
Largest Single Game Attendance	10,443 (vs. UAlbany, 2016)
First Playoff Game	12/7/13 vs. New Hampshire, 27-41 (L)
First Playoff Win	12/1/18 vs. Jacksonville State, 55-27 (W)


TOP FOUR LARGEST CROWDS

- 10,443 (10/15/16 vs. UAlbany)
- 10,048 (9/11/04 vs. Northern Colorado)
- 9,345 (8/30/03 vs. Montana)
- 9,244 (9/12/98 vs. New Hampshire)



YEARLY ATTENDANCE

YEAR	TOTAL (AVG.)
1998	34,753 (5,792)
1999	33,416 (5,569)
2000	33,347 (4,763)
2001	24,999 (5,000)
2002	27,969 (5,594)
2003	33,406 (6,701)
2004	33,729 (6,746)
2005	27,072 (5,414)
2006	26,039 (5,208)
2007	27,443 (5,489)
2008	28,160 (4,693)
2009	23,154 (4,631)
2010	29,901 (5,980)
2011	29,015 (5,803)
2012	21,376 (4,275)
2013	36,211 (6,035)
2014	28,286 (5,657)
2015	25,357 (5,071)
2016	39,686 (7,936)
2017	34,292 (6,858)
2018	35,468 (7,094)
2019	31,891 (6,378)
2021 (SPRING)	0 (0.0)
2021 (FALL)	25,256 (5,051)
2022	27,620 (5,524)
2023	25,691 (5,138)
TOTAL	743,537 (6,045)



ALFOND STADIUM DEBUT ON SEPT. 12, 1998



HAROLD ALFOND WITH SON TED



PHIL & SUSAN MORSE

#32 JOHN HUARD (ALFOND STADIUM RING OF HONOR)

ON AUG. 30, 2003, THE UNIVERSITY OF MAINE INDUCTED JOHN HUARD AS ITS FIRST MEMBER OF THE "RING OF HONOR" AT ALFOND STADIUM. HUARD (CLASS OF '67) WAS AN ALL-AMERICAN AND TWO-TIME ALL-YANKEE CONFERENCE LINEBACKER WHO WENT ON TO PLAY FOUR SEASONS IN THE NFL. HE HELPED GUIDE MAINE TO THE LAMBERT CUP, YANKEE CONFERENCE TITLE AND A BERTH IN THE TANGERINE BOWL DURING THE 1965 SEASON. HE WAS DRAFTED BY THE DENVER BRONCOS IN THE 1967 NFL DRAFT, AND PLAYED FOUR-PLUS SEASONS IN THE NFL, INCLUDING SPENDING SOME TIME WITH THE NEW ORLEANS SAINTS BEFORE SUFFERING A SEVERE KNEE INJURY AND ACHILLES TEAR. HE RECOVERED AND SPENT THREE SEASONS IN THE CFL WITH THE MONTREAL ALQUETTES AND TORONTO ARGONAUTS. HE RETURNED TO MAINE AND SERVED AS AN ASSISTANT COACH OF THE BLACK BEARS DURING THE 1974-75 SEASONS. AS A HEAD COACH, HE LED ACADEIA UNIVERSITY (CANADA) TO THE 1979 AND 1981 NATIONAL TITLES IN THAT COUNTRY. HUARD'S COACHING CAREER CONTINUED WITH STINTS IN THE USFL. BEFORE HE RETURNED TO MAINE IN 1987 TO COACH MAINE MARITIME ACADEMY. HE LED THE MARINERS TO THE ECAC DIVISION III NORTHEAST CHAMPIONSHIP IN 1993. HE IS CURRENTLY THE PRESIDENT OF NORTHEAST TURF, HUE INC. THE "RING OF HONOR" IS A PUBLIC TRIBUTE TO MAINE'S GRIDIRON GREATS, AND IS LOCATED ABOVE THE EAST STANDS INSIDE ALFOND STADIUM. IN 2014, HUARD WAS INDUCTED INTO THE NFF COLLEGE FOOTBALL HALL OF FAME.



HEAD COACH HAROLD WESTERMAN (ALFOND STADIUM RING OF HONOR)

BLACK BEAR FOOTBALL COACHING LEGEND HAROLD WESTERMAN WAS INDUCTED INTO THE BLACK BEAR FOOTBALL "RING OF HONOR" AT ALFOND STADIUM ON SEPT. 22, 2007. WESTERMAN DEVOTED 33 YEARS TO MAINE ATHLETICS AS AN ASSISTANT COACH (1949-50), HEAD COACH (1951-66) AND ATHLETIC DIRECTOR (1967-82). HE PREVIOUSLY HELD THE SCHOOL RECORD FOR MOST WINS AS A HEAD COACH WITH 80. HE RANKS NINTH ALL-TIME IN CONFERENCE HISTORY (VANKEE/ATLANTIC 10/CAA) FOR CONFERENCE WINS WITH 41. "WESTY" HELPED HEAD COACH DAVE NELSON CREATE THE WING-T OFFENSE IN ORONO IN 1949. HE BEGAN HIS HEAD COACHING TENURE AT MAINE IN 1951, AND PRODUCED CONFERENCE TITLES IN BOTH 1951 AND 1952. WESTERMAN WAS AT THE HEAD OF THE PROGRAM'S FINEST SEASON IN 1965, AS THE BLACK BEARS WENT 8-2, WON THE YANKEE CONFERENCE CHAMPIONSHIP, CLAIMED THE LAMBERT TROPHY, AND EARNED A BERTH IN THE TANGERINE BOWL IN ORLANDO, FLA. THE BLACK BEARS BECAME THE FIRST SCHOOL IN CONFERENCE HISTORY TO CLAIM THE NCAA I-AA LAMBERT CUP CHAMPIONSHIP. THAT SEASON SAW SIX PLAYERS NAMED TO THE ALL-YANKEE CONFERENCE FIRST-TEAM, WHILE LINEBACKER JOHN HUARD WAS NAMED A CONSENSUS ALL-AMERICAN. THE FOOTBALL PROGRAM'S MOST VALUABLE PLAYER AWARD IS ALSO NAMED IN WESTERMAN'S HONOR.



#86 THURLOW COOPER (ALFOND STADIUM RING OF HONOR)

FORMER TWO-TIME ALL-CONFERENCE PLAYER THURLOW COOPER WAS INDUCTED INTO THE MAINE FOOTBALL "RING OF HONOR" AT ALFOND STADIUM ON OCT. 15, 2011. COOPER, CLASS OF 1957, WHO PLAYED FROM 1954-56, WAS A TWO-TIME ALL-YANKEE CONFERENCE END. HE AMASSED 29 CATCHES FOR 518 YARDS AND EIGHT SCORES WHILE LEADING THE TEAM TO A 15-5-1 RECORD WHILE HE WAS ON THE TEAM AND CAPTAINED THE SQUAD HIS SENIOR SEASON. FOLLOWING HIS BLACK BEAR CAREER, COOPER WAS DRAFTED IN THE 16TH ROUND OF THE 1956 NFL DRAFT BY THE CLEVELAND BROWNS. COOPER WOULD GO ON TO PLAY FOR THE NEW YORK TITANS OF THE AMERICAN FOOTBALL LEAGUE, PLAYING IN 41 CAREER GAMES AND MAKING 36 CATCHES FOR 491 YARDS AND EIGHT TOUCHDOWNS. HE WAS INDUCTED INTO THE UNIVERSITY OF MAINE SPORTS HALL OF FAME IN 1988. HE WAS INDUCTED POSTHUMOUSLY INTO THE "RING OF HONOR" AS HE PASSED AWAY IN 2008 BUT MEMBERS OF HIS FAMILY WERE ON HAND FOR THE INDUCTON.



#89 CHRIS KEATING (ALFOND STADIUM RING OF HONOR)

CHRIS KEATING WAS INDUCTED INTO THE MAINE FOOTBALL "RING OF HONOR" ON OCT. 15, 2011. KEATING, CLASS OF 1979, LED THE TEAM IN TACKLES FOR THREE-STRAIGHT SEASONS. IN 1976, HE NOTCHED 197 TACKLES AND FOUR INTERCEPTIONS WHILE EARNING ALL-NEW ENGLAND HONORS. HE FOLLOWED THAT UP WITH 138 TACKLES IN 1977 AND IN 1978 WAS NAMED AN ALL-EAST LINEBACKER BEFORE SIGNING WITH THE BUFFALO BILLS. KEATING WOULD GO ON TO PLAY SIX SEASONS AND 74 GAMES WITH THE BILLS AND 10 GAMES WITH THE WASHINGTON REDSKINS, AMASSING A PAIR OF SACKS AND THREE INTERCEPTIONS. FOLLOWING HIS PLAYING DAYS, KEATING WOULD HAVE A SUCCESSFUL CAREER IN FINANCE WHERE HE WAS SENIOR VICE PRESIDENT OF RIVERSOURCE FINANCIAL SERVICES AND IS NOW MANAGING DIRECTOR OF GLOBAL SALES AND DISTRIBUTION FOR CUTWATER ASSET MANAGEMENT. KEATING'S SON, CONOR, FOLLOWED IN HIS FOOTSTEPS, AND PLAYED FULLBACK FOR THE BLACK BEARS FROM 2007-10. CHRIS KEATING WAS ALSO INDUCTED INTO THE UMAINE SPORTS HALL OF FAME IN 1991.



#70 MIKE FLYNN (ALFOND STADIUM RING OF HONOR)

MIKE FLYNN WAS INDUCTED INTO THE MAINE FOOTBALL "RING OF HONOR" ON OCT. 14, 2017. FLYNN, WHO PLAYED FOR UMAINE FROM 1992-96, WAS AN OFFENSIVE GUARD AND TACKLE FOR THE BLACK BEARS. FOLLOWING HIS STINT AT UMAINE, FLYNN ENJOYED AN 11-YEAR NATIONAL FOOTBALL LEAGUE (NFL) CAREER, HIGHLIGHTED BY A SUPER BOWL CHAMPIONSHIP IN 2011 WITH THE BALTIMORE RAVENS. FLYNN, A 1997 UMAINE GRADUATE, WAS A FOUR-YEAR LETTERWINNER WITH THE BLACK BEARS. FLYNN EARNED ALL-YANKEE CONFERENCE FIRST-TEAM HONORS AS A SENIOR AND WAS A THIRD-TEAM HONOREE IN 1995. A CAPTAIN AND FOUR-YEAR STARTER, FLYNN WAS HONORED BY THE BLACK BEARS AS THE 1996 SAM SEZAK OUTSTANDING OFFENSIVE LINEMAN. AFTER HIS COLLEGIATE CAREER, FLYNN SIGNED WITH THE BALTIMORE RAVENS IN 1997 AS AN UNDRAFTED FREE AGENT. FOLLOWING BRIEF STINTS WITH TAMPA BAY AND JACKSONVILLE, HE RE-SIGNED WITH BALTIMORE AND MADE HIS NFL DEBUT IN 1998. TWO YEARS LATER, FLYNN WAS THE STARTING RIGHT GUARD FOR THE SUPER BOWL XXXV CHAMPION RAVENS. HE SHIFTED TO THE CENTER POSITION WHERE HE PLAYED THROUGH THE 2007 SEASON. FLYNN WAS PICKED UP BY THE NEW ENGLAND PATRIOTS IN 2008 BUT WAS RELEASED BEFORE THE SEASON, RETIRING FROM FOOTBALL SOON AFTER. IN ALL, FLYNN APPEARED IN 134 GAMES WITH 115 STARTS IN THE NFL.



SIX BLACK BEARS HAVE BEEN FINALISTS IN NATIONAL PLAYER-OF-THE-YEAR VOTING



Stephen Cooper was named a finalist for the Buck Buchanan Award in both 2001 and 2002. The award is presented annually to the nation's most outstanding defensive player at the Division I Football Championship Subdivision level. Cooper's best finish in the voting was a fifth-place honor in 2002.

Marcus Williams was a finalist for the Walter Payton Award in 2003, finishing 15th. The award is presented annually to the nation's most outstanding offensive player at the Division I Football Championship Subdivision level. Williams rushed for 1,284 yards and averaged 5.2 yards per carry that season.



Matt King was a finalist for the Buck Buchanan Award in 2006, finishing sixth overall in the voting. King led the Atlantic 10 in sacks and tackles for loss, while also ranking third in the nation in quarterback drops behind the line of scrimmage. King totaled 112 points and four first-place votes in the voting.

Christophe Mulumba Tshimanga was a finalist for the Jerry Rice FCS Rookie of the Year award in 2013, finishing sixth overall in voting. Mulumba Tshimanga was named CAA Defensive Rookie of the Year after leading all newcomers in tackles (118). Mulumba Tshimanga received four first-place votes and 119 total points. Jaron Grayer was a finalist for the same accolade in 2017.



Sterling Sheffield was a finalist for the Buck Buchanan Award in 2018, finishing tied for 13th overall in the voting. Sheffield led the CAA in tackles for loss (18.0) and tied for third in the league with 9.5 total sacks. A first team All-CAA selection, Sheffield finished the season with 84 tackles, three fumble recoveries, two forced fumbles, an interception and seven pass deflections. Sheffield totaled 42 points and one first-place vote in the voting.

Jovan Belcher was a finalist for the Buck Buchanan Award in 2008, finishing second overall in the voting. It was the highest finish ever for a Black Bear in a national player-of-the-year vote. Belcher was named the 2008 CAA Defensive Player of the Year after leading the league in tackles for loss following the regular season.

JORDAN STEVENS, HEAD COACH

Jordan Stevens ('10), was named the 37th head football coach at UMaine on Dec. 7, 2021.

Stevens, an All-CAA third team selection with the Black Bears before serving a four-year stint as an assistant coach at UMaine, returned home to Orono after spending the previous seven seasons on staff at Yale.

Stevens played for the Black Bears from 2006-2009 before mentoring Maine's defensive line in an assistant coaching role from March 2011 through February 2015.

A native of Temple, Maine, Stevens mentored nine All-Ivy League players and a pair of All-Colonial Athletic Association honorees during his 11-year assistant coaching career with Yale and UMaine. While at Yale, Stevens spent his first three seasons as the defensive line coach with the Bulldogs before being elevated to assistant head coach and co-defensive coordinator, working specifically with the linebackers, in Jan. 2018. After spending one season working with the linebackers, Stevens returned to his roots, switching back to mentoring the defensive line in a role he would serve from Jan. 2019 until the end of his stint with the Bulldogs.

Stevens served a key role in leading Yale to Ivy League titles in 2017 and, as the assistant head coach and co-defensive coordinator, again in 2019 as the Bulldogs finished both title seasons with a 9-1 mark. In 2017, Stevens helped mentor a defensive unit which led the Ivy League in total defense (302.8 yards per game allowed); scoring defense (15.6 points allowed); rushing defense (73.1 rush yards allowed); third down conversion percentage defense (29.9 percent); and tackles for loss (85). The Bulldogs' numbers were not just impressive against their Ivy League peers but also ranked in the top-10 in the nation in scoring defense, rushing defense, third down conversion percentage defense, and tackles for loss during the 2017 campaign.

The 2021 season saw Yale post some of its best defensive marks in recent history as the unit, under the guidance of Stevens as co-defensive coordinator, led the nation in third down conversion percentage defense (22.1), ranked ninth nationally in sacks per game (3.2/32 total), and checked in 23rd in all of the Football Championship Subdivision in rush defense after allowing just 117.1 yards per game on the ground.

Yale consistently progressed on the defensive side of the ball under Stevens' leadership. In his first season with the defensive line, the Bulldogs posted six sacks and 19 tackles for loss. Three years later, under the direction of Stevens, Yale turned those statistical numbers into 22.5 sacks and 44.5 tackles for loss as the Bulldogs would post 18 or more sacks in three of the last four seasons and 34 or more tackles for loss in four of the last five years.



QUICK FACTS

HOMETOWN

Temple, Maine

FAMILY

Ellen (wife);
Noella (Daughter);
Carson (Son)

HIGH SCHOOL

Mt. Blue

COLLEGE

Maine ('10)
Business Administration

COACHING EXPERIENCE

2021-PRESENT
UMaine Head Coach

JAN. 2019 - DEC. 2021
Yale Asst. HC, Co-Def. Coor/DL

FEB. 2015 - JAN. 2018
Yale Asst. Coach - DL

JULY 2013 - FEB. 2015
Maine Asst. Coach - DL

MARCH 2011 - JULY 2013
Maine Asst. DL Coach

Stevens began his coaching career at the University of Maine, serving two seasons as the assistant defensive line coach before a two-year stint as the lead defensive line coach at his alma mater in Orono. Stevens, who mentored NFL Draft Pick and two-time All-CAA selection Trevor Bates and All-CAA second team selection and Maine's career sack leader Michael Cole, helped guide the Black Bears to the NCAA FCS Playoffs in 2011 and to a CAA Championship and another trip to the NCAA FCS Playoffs in 2013. Maine's Black Hole defense was impressive during Stevens' time at UMaine, posting the top ranked scoring defense and red zone defense in 2012, the CAA's fourth ranked total defense in 2013, and the CAA's second ranked total defense, 16th in the nation, in 2014.

An All-CAA third team selection at defensive end, UMaine's Most Valuable Player, and a New England Football Writers FCS All-Star selection in 2009, Stevens enjoyed an impressive four-year career with the Black Bears. Stevens appeared in 45 games at UMaine while registering 184 tackles, 24 sacks, 16.0 tackles for loss, three pass breakups, three fumble recoveries, five forced fumbles, while logging a pair of safeties. In 2008, Stevens guided the Black Bears to an appearance in the NCAA FCS Playoffs.

Following his playing career with the Black Bears, Stevens participated in NFL Rookie Mini Camp with the Detroit Lions before signing with the Hartford Colonials of the United Football League for Mini and Training Camp in 2010.

Stevens earned his Bachelor of Science in Business Administration - Management from UMaine in 2010. A Mt. Blue high school graduate, Stevens and his wife, Ellen, have one daughter, Noella and son, Carson.





MIKAHAEL WATERS

OFFENSIVE COOR. / QUARTERBACKS

- First season at UMaine
- Spent five seasons on staff at Nebraska
- Spent eight seasons, including three as the offensive coordinator, at Portland State
- Played three seasons at Portland State - two year varsity letterwinner at wide receiver

Steve Cooper began his tenure as offensive coordinator and quarterbacks coach in January of 2023.

Prior to joining the Black Bears, Cooper spent five seasons on staff at the University of Nebraska where he served roles as offensive quality control - quarterbacks coach, interim quarterbacks coach/offensive coordinator, and a senior offensive analyst. Cooper began his stint at Nebraska as offensive quality control, a role he served from March of 2018 through November of 2021. In that span, Cooper mentored quarterback Adrian Martinez. Under Cooper's guidance, Martinez's 295.1 passing yards per game ranked first among FBS freshmen and 15th overall in the country. His 7,404 total yards marked him fourth highest on Nebraska's all-time list for total yards while his 64.2 completion percentage checked in second in Nebraska history. In 2021, Cooper served as interim quarterbacks coach and offensive coordinator where he was responsible for the game plan against Wisconsin and Iowa. During those games, Nebraska averaged 390 yards of offense against a Wisconsin team with the number four ranked total defense and the Hawkeyes, who ranked 13th in total defense.

Before his time at Nebraska, Cooper served eight seasons on staff at Portland State (2010-17), including three seasons as offensive coordinator and quarterbacks coach with the Vikings. In his first-year as coordinator, Portland State produced the second-highest points per game total in school history. Cooper was the wide receivers coach for three seasons (2011-14) at Portland State where he mentored Kasey Closs to an All-Big Sky third team selection as Closs ranked 13th nationally in FCS with 1,167 receiving yards. During the 2013 season, the Vikings ranked third in the FCS at 540.5 yards per game. Cooper began his career at Portland State as the program's tight ends coach for the 2010 season where he worked with All-Big Sky first team selection, Denver Broncos fourth round draft pick, and 2013-14 NFL Pro Bowl selection, Julius Thomas.

As a student-athlete, Cooper spent one season at Oregon State before playing the final three years of his career at Portland State. With the Vikings, he was a two-year varsity letter winner at wide receiver and part of the top-ranked passing offense in FCS for the 2007 and 2008 seasons.

Cooper graduated from Portland State in 2008 with a bachelor of science degree in philosophy.



UMBERTO DI MEO

DEFENSIVE COORDINATOR / LINEBACKERS

- First season at UMaine
- Coached the DL at URI (2020-22)
- Spent 2018-2020 on staff at Boston College
- DL coach at Maine Maritime Academy (2015)
- Played four years at Springfield College

Umberto Di Meo began his stint on staff at UMaine in February of 2023.

Prior to joining the Black Bears, Di Meo spent the 2020-22 seasons as the defensive line coach at the University of Rhode Island. Under his guidance, Rhode Island's rush defense improved from 12th in the conference to fifth while its third down sacks climbed from 11th to third. Di Meo was part of Rhode Island's best two year winning stretch in 30 years, along with mentoring a defensive line which helped account for the 17th best sack rating in FCS in 2022. While with the Rams, Di Meo mentored Phil Steele Freshman All-American Westley Neal.

From June 2018 through Feb. 2020, Di Meo served as a defensive graduate assistant at Boston College where he worked closely with the defensive line, secondary, and linebacker positions. During his stint with the Eagles, Di Meo worked closely with NFL third round draft pick, Zach Allen, NFL pro Wyatt Ray, and second team All-ACC linebacker, Max Richardson.

Di Meo began his collegiate coaching career as the defensive line coach at Maine Maritime Academy during the 2015 season before moving on to coach the defensive line at Springfield College from Aug. 2016 through the 2017 season. At Springfield, Di Meo mentored second team All-American Nick Giorgio and a trio of all-conference defensive linemen in 2017. Under his guidance, Springfield produced the top rushing defense in the NEWMAC while achieving an undefeated season and conference title.

Before joining Boston College, Di Meo spent a short spring semester stint as a defensive quality control intern at Cornell.

Di Meo, a four-year football student-athlete at Springfield College, earned his bachelor of science in business management with a minor in economics from Springfield in 2015 before obtaining his Masters of Business Administration in May of 2018. While at Boston College, Di Meo earned his Masters of Leadership & Administrative Studies in 2020.



SPENCER CAREY

SPECIAL TEAMS COORD./CORNERBACKS

- Second season at UMaine
- Served as defensive quality control coach at Harvard in 2021
- Coached defensive backs at Bates College 2019-21
- Began his coaching career at Maine Maritime Academy in 2019
- Spent five-years as varsity athlete at UMaine and was a member of the 2013 CAA Championship team; was four-year starter on four core special teams' units.

Spencer Carey was named the outside linebackers coach on July 1, 2022 and promoted to recruiting coordinator in the spring of 2023.

Carey worked to assist in developing Maine's top two tacklers in Brian Lee Jr. and Adrian Otero (72) in 2023 as part of the linebacker unit.

Carey, who spent five seasons as a student-athlete with the Maine Football team, joined the Black Bears after spending the 2021 season as a defensive quality control coach at Harvard. Prior to his time with the Crimson, Carey served from June 2019 through May of 2021 as the defensive backs coach and video coordinator at Bates College. Carey began his coaching career at Maine Maritime Academy where he helped mentor and develop one all-conference selection and the NEWMAC co-rookie of the year at outside linebacker.

Carey, a member of Maine's 2013 Colonial Athletic Association championship team, played three years at safety, a year at wide receiver, and one season at outside linebacker with the Black Bears while also serving as a four-year starter on four core special teams' units.



PUSHAUN BROWN

ASST. SPECIAL TEAMS COORD./RUNNING BACKS / PRO LIAISON

- Third season at UMaine, served another stint with the Black Bears in 2008
- Four-year stint as assistant coach (safeties) at Delaware
- Served various roles on staff at Rutgers from 2009-13
- Spent four seasons as student-athlete at Thiel College; one year at QB and three at WR

Tom McEntire was hired as an assistant coach, working primarily with the defensive backs, in March of 2022.

In 2022, McEntire worked closely with Maine's secondary including mentoring 2023 CAA Preseason All-Conference Honorable Mention selection Kahzir 'Buggs' Brown who tied for Maine's lead with two interceptions during the season and finished third in total tackles (59).

McEntire, who coached the safeties during the 2008 season at the University of Maine, brings with him a wealth of experience with previous stops at Rutgers, Delaware, Wake Forest, Baldwin Wallace University, and, most recently, Lafayette College.

McEntire joins the Black Bears after serving two seasons as the defensive backs coach at Lafayette College. Prior to his stop at Lafayette, McEntire spent a season as the special teams coordinator and outside linebackers coach at Baldwin Wallace University in Ohio.

During the 2017 and 2018 seasons, McEntire served as an offensive and defensive analysis on staff at Wake Forest.

Outside of his season at Maine, McEntire gained valuable experience in the Colonial Athletic Association during a four-year stint at the University of Delaware. McEntire's role with the Blue Hens focused on the safeties while he also served as camp coordinator for the program.

From the summer of 2009 through the spring of 2013, McEntire spent time in various roles at Rutgers. McEntire began his time at Rutgers in a player development role for three seasons before being elevated to a defensive graduate assistant, working with the cornerbacks, for the 2012 season.

Prior to his stop at Rutgers, McEntire assisted then Maine head coach Jack Cosgrove as the safeties coach for the Black Bears for the 2008 season.

McEntire's coaching career began in the fall of 2006 at his alma mater, Thiel College. McEntire spent two seasons on staff at Thiel where he coached the wide receivers and running backs.

McEntire earned his Bachelors of Arts in Business Administration from Thiel College, located in his hometown of Greenville, PA., in 2006. While at Thiel, McEntire spent four seasons as a student-athlete on the football team. McEntire played quarterback during his freshman year before transitioning to wide receiver for the final three years of his collegiate career.



DAVE BUCAR

OFFENSIVE LINE / RUN GAME COORD.

Dave Bucar, who joined the Maine staff in the summer of 2023, serves as offensive line coach and took on the responsibility of run game coordinator in March of 2024.

His experience has seen him serve roles at Boston College, Maryland, Louisiana State University, and Pittsburgh.

For the four seasons prior to joining the Black Bears, Bucar served as an offensive analyst at Boston College where he was the assistant offensive line coach, assistant tight ends coach, and worked closely to coordinate the Eagles' run game.

Prior to a one-year stint as the assistant head coach, offensive line coach, and run game coordinator at Valparaiso, Bucar served as the tight ends coach and run game coordinator at Maryland for the 2018 season.

During the 2017 season, Bucar spent time as an offensive analyst at LSU after spending the 2015 and 2016 seasons on staff at Pittsburgh as the Panthers' assistant offensive line coach.

Bucar served as the offensive line coach and run game coordinator at Tiffin University in 2013 and 2014 after beginning his coaching career as an offensive assistant at Pittsburgh for four seasons.

Bucar played offensive line at the Division III level at Washington & Jefferson, and was a two-time All- Presidents' Athletic Conference (PAC) first-team selection.

He is a native of Trafford, Pennsylvania



JOHN GARDNER

WIDE RECEIVERS / RECRUITING COORD.

- Second season at UMaine
- All-Conference Running Back at UMaine (2008-11)
- Run Game Coordinator for Stuttgart Scorpions (Germany)
- Coach at James J. Ferris H.S., North Brunswick Township H.S.
- Guided Maine to second round of FCS playoffs with win over Appalachian State (2011)

Pushaun Brown '12 was hired as assistant coach - running backs on Aug. 12, 2022.

Brown played running back for the Black Bears from 2008-11 where he led the Black Bears in rushing in both 2010 and 2011. Brown ended his career at Maine after appearing in 43 games while rushing for 2,213 yards on 468 carries with 20 touchdowns. Brown also added 44 receptions for 315 yards with three touchdowns in his career. Brown was a member of Maine's 2011 team which earned an at-large bid into the FCS playoffs before defeating Appalachian State in the second round. Brown earned All-CAA recognition in 2010-11, was the team's offensive player of the year in 2011, and was voted the team's offensive captain in 2011.

Brown, a native of North Brunswick, N.J., participated in New York Jets training camp in 2012 before beginning his coaching career as the run game coordinator for the Stuttgart Scorpions in Stuttgart, Germany. With Stuttgart, Brown mentored a unit which produced the second best rushing attack in the GFL.

Following his stint in Germany, Brown returned to the United States where he served as an assistant football coach at James J. Ferris High School from 2014-16. At James J. Ferris, Brown served as the team's offensive coordinator. Brown moved on to serve as the offensive coordinator at North Brunswick Township High School from 2017 through the 2021 season.

Brown earned his Bachelors of Science in Child Development & Family Interactions with a minor in Kinesiology and Physical Education from UMaine in 2012 before obtaining his Masters of Science in Sport Management - Athletic Administration from Liberty University in 2018.



MCCORMICK STEPHENSON

TIGHT ENDS



AJ MCLAUGHLIN

DEFENSIVE LINE

AJ McLaughlin joined the Maine staff as defensive line coach in March of 2024.

Prior to joining the Black Bears, McLaughlin spent six seasons on the Husson University coaching staff. While at Husson, McLaughlin served stints as the special teams coordinator, outside linebackers coach, tight ends coach, and defensive line coach.

While at Husson, McLaughlin helped guide the Eagles to a 38-24 mark over his six years on staff. As defensive line coach, McLaughlin mentored five defensive linemen to a total of seven all-conference honors. In 2021, McLaughlin mentored Frank Curran to earn the conference defensive lineman of the year accolade.

McLaughlin spent the 2017 season as a student assistant and tight ends coach before serving as the defensive line coach for two seasons (2018-19). Following his time with the defensive line, McLaughlin was elevated to special teams coordinator and defensive line coach (2020-22) before spending his final season on staff as the special teams coordinator and outside linebackers coach.

McLaughlin was a four-year letterwinner as a tight end at Husson from 2013-16. McLaughlin helped guide Husson to a 29-12 overall mark during his four seasons while capturing three Eastern Collegiate Football Conference Championships (2014, 2015, 2016) along with a pair of NCAA Division III postseason berths.

Off the field, McLaughlin was named to the ECFC All-Academic Team in 2015, 2015, and 2016 and to the National Football Foundation Hampshire Honor Society in 2016.

McLaughlin, a native of Dexter, Maine, earned a bachelor of science in sport management and a master's degree in business administration from Husson in 2018.

McLaughlin and his wife, Jahna, are the proud parents of their daughter, Palmer.



JALEN HAIRSTON

SAFETIES & DEFENSIVE PASS GAME COORD.

Jalen Hairston joined the Black Bears in the spring of 2024 as the team's safeties coach and defensive pass game coordinator.

Hairston came to Maine with four years of assistant coaching experience with stops at Concord University, Indiana University of Pennsylvania, and the University of Charleston.

He spent the 2022 and 2023 seasons at the University of Charleston as the team's defensive coordinator working with the linebackers in 2022 and the safeties in 2023. During his two-year stint in Charleston, Hairston's defense led the nation in defensive touchdowns (7) in 2023 and ranked 11th in turnovers gained in 2022 as he played a lead role in leading the program to its first MEC title in school history and first-ever playoff victory.

Prior to his time at Charleston, Hairston coached the linebackers and defensive line at Indiana University of Pennsylvania for one season. During the 2021 campaign, Hairston not only assisted with the defense but also coordinated the kickoff unit and assisted with the kick return team.

Hairston, who mentored the defensive backs at the University of Charleston in 2020, began his coaching career as the defensive backs graduate assistant at Concord University from Feb. 2020 through Aug. 2020.

During his career, Hairston has mentored 12 all-conference players and one co-defensive player of the year.

Hairston graduated from the University of Charleston in 2018 with a bachelor of arts in political science before earning his Masters in strategic leadership. Hairston was a four-year letterwinner for the football team while at Charleston.



JEB BOUDREAUX

OUTSIDE LINEBACKERS

- First season at UMaine
- Coached defensive line at John Carroll (2023)
- Defensive line coach at Ithaca College
- Served a stint as a scouting assistant at the Reese's Senior Bowl
- Worked as an asst. director of recruiting / def. assistant at Air Force Academy
- Played linebacker and special teams at Stetson


Jeb Boudreaux joined the Black Bears in the summer of 2024 as the outside linebackers coach.

Prior to his stint at Maine, Boudreaux coached the defensive line at John Carroll University. In his year at John Carroll (2023), the program finished the year 8-2 overall as the defense racked up 18 sacks and held the opposition to 110.3 rush yards per game.

Before joining the staff at John Carroll, Boudreaux spent time as an assistant director of recruiting / defensive assistant at Air Force Academy after one year as the defensive line coach at Ithaca College. While at Ithaca, Boudreaux mentored a great defense which finished ranked eighth in the nation at the Division-III level in rushing yards allowed (65.8) and 16th in scoring defense (12.4). Under his guidance, the entire defensive line was named All-Liberty League.

Boudreaux also bolstered his resume as a scouting assistant at the Reese's Senior Bowl.

Boudreaux, a 2017 graduate of Stetson University with a degree in sports business, was a two-time all-conference linebacker for the Hatters and led the Pioneer League in tackles for two consecutive seasons. He racked up 257 tackles during his four-years, starting 21 games for Stetson and serving as team captain in 2017.



TREY HALL

HEAD FOOTBALL SPORTS PERFORMANCE COACH

- Second season at UMaine
- Strength and conditioning stints at Yale and Delaware State
- Four-year football letterwinner at Edinboro University

Trey Hall was hired as head football sports performance coach on Feb. 1, 2022.

Hall joins the Black Bears after spending a season as the assistant football strength and conditioning coach at Yale University. While with the Bulldogs, he played a key role in conducting weight room and on-field warm-ups while advancing Yale Athletics to the next level through the utilization of leading sports science technology.

Prior to his stint at Yale, he served as a strength and conditioning assistant at Delaware State University where he worked primarily with women's soccer, women's tennis, women's golf, women's equestrian while assisting with the men's and women's basketball programs and the football team.

Hall also developed key knowledge in the field through internships at Yale, Gannon University, and Edinboro University where he worked with former Pittsburgh Steelers and Miami Dolphins strength and conditioning coach, Ryan Grove.

Hall, who is certified through NSCA - CSCS - NSCA, graduated from Edinboro University in 2019 with a degree in Health and Physical Education with a concentration in Human Performance before obtaining his Masters of Science in Sports and Exercise from Gannon University. While at Edinboro, he was a four-year football letterwinner at linebacker.



MIKE DEVITO

DIRECTOR OF PLAYER DEVELOPMENT & ALUMNI RELATIONS

Mike DeVito joined the staff in the summer of 2023.

DeVito, a two-time All-Atlantic 10 selection while at UMaine, began his NFL career in 2007 as an undrafted free agent with the New York Jets. He spent six years in New York before joining the Kansas City Chiefs in 2013 for a three-year stint. In his nine year professional career, DeVito appeared in 110 games while registering 250 tackles, 5.5 sacks, six forced fumbles and three fumble recoveries. DeVito was inducted into the UMaine Sports Hall of Fame in 2017.

RYAN TAYLOR

HEAD ATHLETIC TRAINER

- 17th season at UMaine
- Toledo '92

Ryan Taylor, ATC, is the head athletic trainer for the University of Maine and covers the football team. Taylor is in his 17th season at UMaine.



A native of Willoughby, Ohio, he received his bachelors of Education degree from the University of Toledo in 1992. His earned his master's degree in education from Southern Illinois University – Carbondale where he was a graduate assistant working with traumatic sport injury rehabilitations for University athletes, students and community members.


In addition to covering Black Bear athletic teams Ryan teaches and supervises student athletic trainers. He is a member of the National Athletic Trainers' Association, Maine Athletic Trainers' Association and College Athletic Trainers' Society.

Taylor and his wife, Amy, reside in Hermon with their children son Bryce and daughter, Jillian.

ZACH DOW

HEAD FOOTBALL EQUIPMENT MANAGER

- First season at UMaine





KEEGAN ANDREWS

QUARTERBACK

R-FR / 6'0" / 190

KENNEBUNK, ME / BRIDGTON ACADEMY

18

2023: Redshirt ... BEFORE MAINE: All-conference (2021) ... captain in 2021 ... also all-conference in baseball ... national honor society.



AARON ARTEAGA

WIDE RECEIVER

SO / 5'9" / 185

TORONTO, ONT. / HOLY TRINITY

13

2023: Did not appear in any games. 2022: Redshirt



CHRIS BACON

DEFENSIVE LINE

SO / 6'3" / 245

HICKSVILLE, N.Y. / HOLY TRINITY

94

2023: Did not appear in any games. 2022: Redshirt



TAVION BANKS

RUNNING BACK

SR / 5'10" / 200

BETHLEHEM, PA / BETHLEHEM CATHOLIC

25

2023: Appeared in four games... earned career highs in rushing with 103 rushing yards on 37 carries.. also career highs in receiving with 9 catches for 86 yards plus a touchdown... best rushing performance came versus LIU with 73 yards on 21 carries.. best receiving performances came versus Richmond with 4 receptions for 30 yards plus a touchdown and versus Campbell with 5 catches for 56 yards. 2022: Appeared in 10 games registering 86 rushing yards and 40 receiving yards ... Best performance came against Boston College (9/17) earning 34 rushing yards on six carries ... Collected a 29 receiving yard catch against Colgate (9/10). FALL 2021: Appeared in nine games ... Rushed 17 times for 47 yards, averaging 2.8 per carry ... Caught two passes for 30 yards ... Also earned two tackles, one of them unassisted ... Best performance came at home vs. William & Mary (10/16) with 33 yards on eight carries, and 30 yards through the air with two receptions ... SPRING 2021: Appeared in four games ... rushed for 73 yards on 23 attempts ... registered two catches for eight yards ... tallied a season-high eight carries in two games; against UAlbany (3/13) and Villanova (4/3) ... tallied a season-best 29 yards rushing against Villanova ... had a season-long rush of 11 yards against UAlbany ... made both of his

receptions against Villanova, totaling eight yards.

BEFORE MAINE: All-State running back, First Team All-Area defensive back, Team captain ... All-time Bethlehem Catholic career touchdown school record holder ... Guided Nazareth to 2019 District XI championship title, 2019 EPC title ... Achieved honor roll or high honor roll status each semester of his high school career.

RUSHING	G	ATT	YARDS	TD	LONG	AVG/C	AVG/G
Spring 2021	4	23	73	1	11	3.2	18.3
Fall 2021	9	17	47	0	9	2.8	5.2
2022	10	23	92	0	14	3.7	8.6
2023	4	37	103	0	22	2.8	25.8
TOTAL	27	100	309	1	22	3.1	11.4



JACK BOUTAUGH

OFFENSIVE LINE

SO / 6'4" / 300

TURNER, ME / LEAVITT

64

2023: Appeared in eight games. 2022: Redshirt.

BEFORE MAINE: 2022 Maine Lobster Bowl West Team Captain ... Three-year varsity starter ... Guided Leavitt to State Championship in 2019, conference titles in 2018 and 2021 ... 2021 Frank J. Gaziano Award runner-up (top lineman in Maine) ... In eight games as a senior, tallied 71 tackles, 12 TFLs, six sacks, three forced fumbles, two fumble recoveries, and two pass deflections ... 2021 All-State, All-Conference, All-Academic ... Two-way starter at Leavitt ... Four-year honor student ... Also competed in indoor and outdoor track & field.



JOEY BRYSON

KICKER

SO / 5'10" / 195

LUMBERTON, N.J. / RANCOCCAS VALLEY REGIONAL

40

2023: Appeared in 10 games ... tallied 47 kickoffs, 12 of which led to touchbacks ... averaged 60.3 yards per kickoffs. 2022: Redshirt.

BEFORE MAINE: First Team All-Conference (2021) ... First Team All-Burlington County ... Third Team All-State New Jersey ... Kohl's Five-Star Kicker, nationally ranked No. 28 ... In 2021, 20-for-20 in PATs, 5-for-5 field goal with 50-yard school record tying kick and fifth best game kick in south Jersey history ... averaged 44 yards per punt, 10 within the 20 yard line.



AMIR BYRD

DEFENSIVE BACK

GR / 5'9" / 175

MOUNT LAUREL, N.J./LENAPE (RUTGERS)

2023: Appeared in 7 games... career high nine tackles... notched pass break-ups in back to back games versus Campbell and Albany ... 2022 (Junior): Played in nine games on special teams ... honored on Senior Day versus No. 11 Penn State (11/19) ... picked up a tackle on kickoff coverage at Michigan State (11/12) ... 2021 (Sophomore): Saw action on kickoff coverage against Maryland (11/27) ... earned Academic All-Big Ten honors (12/14) ... 2020 (Sophomore): Made collegiate debut on special teams versus Nebraska (12/18) ... 2019 (Freshman): Did not see game action ... PRIOR TO RUTGERS: Played varsity football at Lenape ... had seven receptions as a senior ... scored a pair of touchdowns as a junior ... handled punt and kickoff returns ... also a member of the track team.

TACKLES	G	UA	A	TOTAL	TFL	PD	FF	FR	BLK
2020	1	0	0	0	0.0	0	0	0	0
2021	1	0	0	0	0.0	0	0	0	0
2022	9	1	0	1	0.0	0	0	0	0
2023	7	6	3	9	0.0	2	0	0	0
TOTAL	18	7	3	10	0.0	2	0	0	0



Aidan Cadogan

14

PUNTER

GR / 6'2" / 180

WALTHAM, MA / BELMONT/BRIDGTON ACADEMY (UNH)

2023: Appeared in 11 games.. recorded 36 punts ... averaged 43.5 yards per punt with seven landing inside the 20 ... had nine punts go for 50+ yards ... matched career-high with a 65 yard punt. 2022 - Appeared in one game ... three kickoffs at Dartmouth. 2021 - Played in all six games... three punts in UNH debut for an average of 40.33 yards along with one 55 yard punt at Stony Brook... three punts for an average of 40.67 yards against Towson... average of 40.5 yards through both games... seven punts for an average of 42.6 yards, along with a season long 65 yards punt at Pitt (9/25/21)... Five punts, two of them inside the 20 against James Madison (10/2/21)... Four punts for an average of 47.2 yards against Dartmouth (10/16/21)... Averaged 41 yards off of six punts against Richmond (10/30/21)...2019 – Redshirt season.

PUNTING	G	ATT.	YARDS	LONG	AVG	TB	FC	I20
2021	6	44	1,838	70	41.8	2	12	11
2022	1	0	0	0	0.0	0	0	0
2023	11	37	1,611	65	43.5	3	9	7
TOTAL	18	81	3,449	70	42.6	5	21	18



Zion Cheeks

15

LINEBACKER

R-50 / 6'2" / 205

PENNS GROVE, N.J. / PENNS GROVE

2023: Appeared in 10 games.. had 18 total tackles and a half sack which was recorded versus LIU...2022: Redshirt.

BEFORE MAINE: Rated a three-start recruit by 247Sports.com, No. 97 rated player in New Jersey according to MaxPreps.com ... Received multiple FBS offers.

TACKLES	G	UA	A	TOTAL	TFL	PD	FF	FR	BLK
2023	10	6	12	18	0.5	0	0	0	0
TOTAL	10	6	12	18	0.5	0	0	0	0



Ta'kai Chisolm

45

DEFENSIVE LINE

50 / 6'2" / 240

EDISON, N.J./ST. JOSEPH REGIONAL

2023: Appeared in one game versus Campbell with one tackle in that game ... BEFORE MAINE: All-county first team defense ... senior captain ... guided St. Joseph Regional to the playoffs all three years he attended.

TACKLES	G	UA	A	TOTAL	TFL	PD	FF	FR	BLK
2023	1	1	0	1	0.0	0	0	0	0
TOTAL	1	1	0	1	0.0	0	0	0	0



Na'Cire Christmas

30

DEFENSIVE BACK

50 / 6'0" / 195

WOODBURY, N.J./ST. AUGUSTINE PREP

2023: Did not see any action. 2022: Redshirt.



John Costanza

5

DEFENSIVE LINE

5R / 6'4" / 300

BRICK TOWNSHIP, N.J. / BRICK TOWNSHIP

2023: Appeared in all 11 games..career high in tackles, tackles for loss, and sacks... registered 26 totals tackles, 3.5 tackles for loss, 2 sacks leading to -12 yards, and 1 pass break-up. Stand out games versus Rhode Island with 6 tackles one of which being a TFL, then versus Albany with 7 total tackles and a half TFL. 2022: Appeared in 10 games registering five tackles ... had one broken up pass against UAlbany (11/12) ... FALL 2021: Appeared in nine games, generating five tackles (one unassisted) ... Best performance came vs. William & Mary (10/16) with a pair of tackles ... SPRING 2021: Appeared in all four games ... tallied nine tackles, including a half tackle for loss ... registered a season-high four tackles, including a half tackle for loss, at Stony Brook (3/20) ... made two stops in his collegiate debut at Delaware (3/6).

BEFORE MAINE: All-Colonial and All-Shore selection, Team captain ... Voted top defensive player at Brick Township and one of the top in his division ... Led team to the playoffs in three-straight seasons, including a trip to the state finals in his junior year.

TACKLES	G	UA	A	TOTAL	TFL	PD	FF	FR	BLK
Spring 2021	4	4	5	9	0.5	0	0	0	0
Fall 2021	9	1	4	5	0.0	0	0	0	0
2022	10	0	5	5	0.5	1	0	0	0
2023	11	6	20	26	3.5	1	0	0	0
TOTAL	34	11	34	45	4.5	2	0	0	0



LATRELL COUCHMAN

LINEBACKER

JR / 6'1" / 235

IRVINGTON, N.J./IRVINGTON

7

2023: Appeared in nine games... had a career high 28 total tackles, three of those tackles were tackles for loss, recorded one sack plus one quarterback hurry... forced one fumble versus Rhode Island... Best performance came versus Campbell where he notched seven total tackles, one of them being for a loss. 2022: Appeared in all 11 games registering eight tackles ... Earned his first collegiate tackle against New Mexico (9/03) ... Best performance came against Monmouth (10/15) recording three tackles ... FALL 2021: Saw action in one game.

BEFORE MAINE: Ranked as the 58th rated linebacker in New Jersey by MaxPreps ... mentioned as one of 40 'under the radar' players by NJ.com "hits like a truck, can run with backs, and has the range to cover slot receivers" ... made 58 tackles for Irvington in 2020.

TACKLES	G	UA	A	TOTAL	TFL	PD	FF	FR	BLK
2021	1	0	0	0	0.0	0	0	0	0
2022	10	4	4	8	1.0	0	1	0	0
2023	9	13	14	27	3.0	0	0	1	0
TOTAL	20	17	18	35	4.0	0	1	1	0

2023: Appeared in nine games ... recorded nine tackles ... 2022: Appeared in his first collegiate game against Boston College (9/17)... FALL 2021: Redshirt ... did not see any game action.

BEFORE MAINE: Played a prep year at Wyoming Seminary (PA) after playing his high school career at Kingsway H.S.



DEDE (DANIEL) DOEGAN

DEFENSIVE BACK

JR / 5'11" / 185

PHILADELPHIA, PA / WILLINGBORO

13

2023: Did not see any action. 2022: Appeared in six games registering 17 tackles, 10 being unassisted and had three broken up passes ... Best performance came against Albany (11/12) earning four unassisted tackles and two broken up passes ... FALL 2021: Appeared in one game, recording one tackle at New Hampshire (11/20).

BEFORE MAINE: Ranked among Pennsylvania's top 200 college prospects in the Class of 2021, according to PennLive.com ... registered 29 tackles, two interceptions, and five pass deflections in 2019 while helping to lead Penn Wood to seven wins and a share of the Del Val title.

TACKLES	G	UA	A	TOTAL	TFL	PD	FF	FR	BLK
Fall 2021	1	0	1	1	0.0	0	0	0	0
2022	6	10	7	17	0.0	3	0	0	0
TOTAL	7	10	8	18	0.0	3	0	0	0



ZAHEEM CRAWFORD-PATTERSON

WIDE RECEIVER

R-50 / 6'3" / 200

IRVINGTON, N.J./IRVINGTON

15

2023: Did not see any action. 2022: Redshirt



NICOLAS CRUJI

OFFENSIVE LINE

R-50 / 6'4" / 305

MISSISSAUGA, ON / LORNE PARK

65

2023: Appeared in all 11 games ... 2022: Saw action in three games.

PARTICIPATION	G/GS
2022	3/0
2023	11/11
TOTAL	14/11



CADEN DREZEK

QUARTERBACK

50 / 6'2" / 335

LYNN, MA / SAINT JOHN'S PREP

10

2023: Redshirt



PIUS EJINDU

OFFENSIVE LINE

50 / 6'2" / 335

SEYMOUR, CT/SEYMOUR

62

2023: Appeared in one game against LIU.

BEFORE MAINE: All-league ... AA-1 Defensive Player of the Year ... Senior Titan Award recipient ... Defensive MVP of his Senior Bowl ... guided team to a 9-1 mark his senior season ... honor roll



SHYMELL DAVIS

DEFENSIVE LINE

JR / 6'3" / 295

WOOLWICH, N.J./KINGSWAY/WYOMING SEC.

91



TREVIN EWING

WIDE RECEIVER

JR / 5'11" / 190

ELKTON, MD/ELKTON

2

2023: Appeared in 10 games... recorded career highs of 243 receiving yards and 17 catches... also earned rushing career best with three carries for 49 yards... returned 15 kicks for 275 return yards with a long return of 26 yards... Averaged 56.7 all purpose yards per game.. best performance came vs UNH with seven receptions for 79 yards plus a touchdown and a career long 51 yard touchdown reception versus LIU. 2022: Appeared in all 11 games earning 38 receiving yards and led the team with 764 kick returns yards ... averaged 21.2 yards per return ... best performance came against Boston College (9/17) with six kick returns for 168 yards ... Registered 32 receiving yards against Hampton (10/08). ... FALL 2021: Appeared in three games and had one kick return in each game for 161 total yards and one touchdown ... Best performance came against Elon (10/09) with a 96-yard touchdown return.

SPRING 2021: Appeared in all four games ... registered six receptions for 28 yards and three carries for nine yards ... tallied season-high two receptions at Delaware (3/6) and against Villanova (4/3) ... had nine receiving yards at Delaware and against UAlbany (3/13) ... rushed for seven yards against UAlbany.

BEFORE MAINE: All-State first team (special teams) ... 2019 Crab Bowl selection ... 2020 Big 33 invitation ... Named All-Conference as a junior ... Scored 22 touchdowns, registered 2,091 all-purpose yards with five punt return touchdowns ... 2018-19 Player of the Year (basketball) for the county as a junior ... 100m dash state finalist.

RECEIVING	G	REC	YARDS	TD	LONG	REC/G	AVG/C	AVG/G
Spring 2021	4	6	28	0	9	1.5	4.7	7.0
Fall 2021	3	0	0	0	0	0.0	0.0	0.0
2022	11	3	38	0	28	0.3	12.7	3.5
2023	9	17	243	2	51	1.9	14.3	27.0
TOTAL	27	26	309	2	51	1.0	11.9	11.4

RETURNS	G	ATT	YDS	TD	LONG	AVG/R	AVG/G
Spring 2021	4	0	0	0	0	0.0	0.0
Fall 2021	3	3	161	1	96	53.7	53.7
2022	11	36	764	0	73	21.2	69.5
2023	9	15	275	0	26	18.3	30.6
TOTAL	27	54	1,200	1	96	22.2	44.4



JAMAREE GIBSON

DEFENSIVE BACK

R-50 / 6'0" / 205

ROCHESTER, N.Y./EAST H.S.

27

2023: Appeared in 10 games... earned 19 total tackles including a half tackles for loss... had one pass break up... big performance against Campbell with 7 total tackles and a pass break up... also returned one punt for 7 yards. 2022: Redshirt.

TACKLES	G	UA	A	TOTAL	TFL	PD	FF	FR	BLK
2023	10	13	6	19	0.5	1	0	0	0
TOTAL	10	13	6	19	0.5	1	0	0	0



JOE GILLETTE

DEFENSIVE BACK

GR / 5'10" / 200

STRONGSVILLE, OH / STRONGSVILLE (LAFAYETTE)

18

2024: Named Preseason All-CAA Honorable Mention. 2023: Appeared in 10 games... team leader in receiving yards with 570 on 36 catches... hauled in 5 touchdown catches... had a season long 73 yard reception versus Richmond...Had three 100 plus yard receiving games in a row, starting with 8 catches for 169 yards and 3 touchdowns versus Richmond... the following week had 8 catches for 102 yards versus LIU... the next week caught 6 passes for 135 against UAlbany.. Averaged 62.1 all purpose yards and a team high 57 yards per game.

BEFORE MAINE: 2022: Played in four games with two starts at wide receiver...made three catches for 41 yards on the season...secured two catches at Temple (9/10) for 15 yards and one vs. No. 15 William and Mary (9/17) for 26 yards...one of 46 Lafayette selections to the Patriot League Academic Honor Roll after securing a 3.25 semester GPA...given the Department of Athletics Courage Award presented annually to a student-athlete who displayed resilience in the face of adversity. 2021 Fall: Played in 10 games with nine starts...caught 41 passes for 484 yards and a touchdown...carried the ball 15 times for 116 yards and two touchdowns... returned eight kicks for 45 yards on the season...in win over Penn (9/25), made five catches for 91 yards including a career-long 70-yard touchdown grab; added four carries for 49 yards and a 29-yard touchdown...finished with three receptions for 72 yards and five carries for 50 yards and a touchdown in win over Bucknell (10/9). 2021 Spring: Played in the two of the Leopards' three games, starting the Colgate (3/13) and Bucknell (3/27) contests...caught two passes for 28 yards in a win over Colgate and followed with three grabs for 61 yards at Bucknell...spent time as the Leopards' punt returner. 2019: Played in the first seven games of the season before foot surgery ended his season...started the final five games in which he played... finished with 21 catches for 314 yards and a touchdown...carried the ball twice for 51 yards and a touchdown...spent time as the team's kick returner (3-47) and punt returner (2-6)...broke out for a 44-yard touchdown run to finish off a 99-yard drive against Sacred Heart (9/14)...posted a 100-yard receiving game with seven catches for 105 yards (both career highs) at Albany (9/21) to earn Patriot League Offensive Player of the Week honors... caught an 11-yard touchdown pass in the fourth quarter vs. Penn (9/28)... one of 31 Leopards named to the Patriot League Academic Honor Roll, holding a 3.58 semester GPA.

AT STRONGSVILLE: Three-year starter who played wide receiver, defensive back and kick and punt returner.

RECEIVING	G	REC	YARDS	TD	LONG	REC/G	AVG/C	AVG/G
2019	7	2	314	1	41	3.0	15.0	44.9
2020	2	5	89	0	28	2.5	17.8	44.5
2021	10	41	484	1	70	4.1	11.8	48.4
2022	4	3	41	0	26	0.8	13.7	10.3
2023	10	36	570	5	73	3.6	15.8	57.0
TOTAL	33	87	1,498	7	73	2.6	17.2	45.4



MAX GREGOR

68

OFFENSIVE LINE

50 / 6'4" / 295

EASTON, CT / CHESHIRE ACADEMY

2023: Did not see any game action. 2022: Redshirt

PASSING	G	CMP-ATT-INT	YARDS	TD	LG	PCT	AVG/P	AVG/G
2022	1	0-0-0	0	0	0	0.0	0.0	0.0
2023	7	13-18-0	111	1	26	72.0	8.5	15.9
TOTAL	8	13-18-0	111	1	26	72.0	8.5	13.9



DEVIN HAIRSTON

35

LINEBACKER

50 / 6'3" / 210

TRENTON, N.J. / TRENTON / WYOMING SEMINARY PREP

2023: Did not see any game action. 2022: Redshirt



COOPER HEISEY

82

TIGHT END

GR / 6'4" / 250

SCOTCH PLAINS, N.J. / SCOTCH PLAINS-FANWOOD (RUTGERS)

2024: Named Preseason All-CAA Honorable Mention. 2023: Appeared in 11 games... career highs in receptions, receiving yards, and touchdowns... caught 22 passes for 187 yards and three touchdowns... first college touchdown came versus Stony Brook... ended the year with best performance with two catches for 48 yards and a touchdown versus New Hampshire. 2022: Did not see any action due to injury.

BEFORE MAINE: Spent three years at Rutgers where he appeared in four games and was a two-time Academic All-Big Ten selection ... Originally recruited to Rutgers as a quarterback, transitioned to tight end ... Spent one season at Wyoming Seminary Prep in Pennsylvania ... led the team to a 5-3 record, throwing for 15 touchdowns ... threw for 5,402 yards and 46 touchdowns during high school career ... named First Team All-Area and honorable mention All-State by News12 ... earned Second Team All-Group 4 honors by NJ.com ... also played basketball and lacrosse in high school.



MIKE HAMILTON

95

DEFENSIVE LINE

50 / 6'3" / 285

SICKLERVILLE, N.J. / HAMMONTON / BISHOP EUSTACE PREP

2023: Did not see any game action. 2022: Redshirt.

BEFORE MAINE: Named Defensive Player of the Year ... totaled 156 tackles, 45 quarterback hurries ... named game MVP six times ... team captain ... guided Hammonton High School to sectional title ... also played basketball for Bishop Eustace Prep.

RECEIVING	G	REC	YARDS	TD	LONG	REC/G	AVG/C	AVG/G
2023	11	22	187	3	36	2.0	8.5	17.0
TOTAL	11	22	187	3	36	2.0	8.5	17.0



ANTHONY HARRIS

14

QUARTERBACK

R-5R / 6'3" / 200

NAZARETH, PA / NAZARETH

2023: Appeared in 8 games... finished the season 13-for-18 with 111 yards ... threw for a career high 111 passing yards and threw first career touchdown pass at Richmond... ... versus Richmond complete 8 for 11 passes with 71 passing yards and a touchdown. 2022: Made his first collegiate appearance against Rhode Island (11/05) ... FALL 2021: Did not see any game action ... SPRING 2021: Did not see any game action.

BEFORE MAINE: First team All-EPC Quarterback, Player of the Year, First team All-Eastern PA, Team captain ... Guided Nazareth to 2019 District XI championship title, 2019 EPC title ... Achieved honor roll or high honor roll status each semester of his high school career.



IZAIAH HENDERSON

92

DEFENSIVE LINE

GR / 6'3" / 275

BROOKLYN, N.Y. / MATER DEI PREP (BOSTON COLLEGE)

2023: Appeared in all 11 games... notched a career high 49 total tackles, with 9.5 of those tackles going for a loss... team high 4 sacks for a negative 36 yards... blocked a kick versus Campbell... dominate performances versus New Hampshire with 5 tackles, 3 of them being TFLs plus 2 sacks and Quarterback hurry...then 5 total tackles 2 of which were TFLs a sack and a forced fumble versus FIU. 2022 (Redshirt Junior - Boston College): Appeared in 10 games ... made 13 tackles, 2.0 for loss ... forced a fumble at Wake Forest ... made a season-high four stops at UConn. 2021 (Redshirt Sophomore - Boston College): Started the first two games of the season at defensive tackle and played in 11 total games ... made seven tackles, including six solo stops. 2020 (Redshirt Freshman - Boston College): Missed the season due to injury. 2019 (Freshman - Boston College): Played in four games and made four tackles, all against Richmond (9/7) ... redshirted the season.

High School: Rated as the No. 2 defensive tackle and New Jersey's 14th-best overall prospect according to ESPN ... three-star prospect according to ESPN, Rivals and 247Sports ... led the Seraphs to a 10-2 record and finished as the runner-up to Red Bank Catholic in the Non-Public Group III championship game ... helped guide his team to the Shore Conference Patriot Division championship as a senior, the school's third consecutive division title ... Asbury Park Press all-area first-team selection on a Mater Dei defense that recorded three shutouts and had four other games allowing eight points or less ... 60 tackles, nine sacks, two fumble recoveries, one forced fumble and a touchdown ... Shore Conference Patriot Division Defensive Player of the Year ... USA Today first-team all-state selection ... played for head coach Dino Mangiero at Mater Dei Prep.

TACKLES	G	UA	A	TOTAL	TFL	PD	FF	FR	BLK
2019	4	1	3	4	0.5	0	0	0	0
2021	8	6	1	7	0.0	0	0	0	0
2022	10	4	9	13	2.0	0	1	0	0
2023	11	20	29	49	9.5	0	1	0	1
TOTAL	33	31	42	73	12.0	0	2	0	1



XAVIER HOLMES

**DEFENSIVE LINE
JR / 6'3" / 245**

**CLARKSBURG, MD/CLARKSBURG/
JIREH PREP**

9

2023: Appeared in all 11 games... notched a career high 52 total tackles, 7.5 of those tackles went for a loss... earned fist career college sack versus Rhode Island finished the year with 2.5 sacks... forced 2 fumbles and was tied for the team high in fumble recoveries with 2... added 4 Quarterback hurries to an impressive 2023 campaign... standout performances against Stony Brook with 5 total tackles, half a sack, forced fumble, fumble recovery, along with one quarterback hurry... earned a sack and 6 total tackles with a forced fumble versus Hampton ... 2022: Did not see any action ... FALL 2021: Appeared in two games.

BEFORE MAINE: Three-year captain at Clarksburg ... At Jireh Prep (2020): 12 sacks, three forced fumbles, 21 tackles-for-loss, one interception which he returned for a touchdown ... Led Jireh Prep to its first undefeated season (10-0) in school history ... Named Clarksburg varsity team MVP in 2019 ... All County First Team Defense - 2019.

TACKLES	G	UA	A	TOTAL	TFL	PD	FF	FR	BLK
2021	2	0	0	0	0.0	0	0	0	0
2022	0	0	0	0	0.0	0	0	0	0
2023	11	18	33	51	7.5	0	1	2	0
TOTAL	13	18	33	51	7.5	0	1	2	0



JOE HORN

**OFFENSIVE LINE
GR / 6'1" / 300**

**HAMILTON, N.J./THE HUN SCHOOL
(UMA55)**

70

2023: Started all 11 games at center for the Black Bears.

BEFORE MAINE: Played for the Hun School for Princeton under Coach Todd Smith (2018-2019 seasons) ... starting every game at both offensive and defensive line for the Raiders, Horn would earn many accolades during his time at Hun such as All-Conference 1st Team (OL & DL), All-Area 1st Team (OL), All-Prep 1st Team (OL), All-State 1st Team (OL), ranked as a 3-star prospect in the class of 2020, and Team Captain his senior year. Horn would go on to play for the University of Massachusetts where he played in 15 games in his three seasons with the Minutemen (2020-2021-2022 seasons).



SHERROD HUDSON

**DEFENSIVE BACE
R-50 / 5'11" / 205**

MIDDLESEX, N.J./ST. THOMAS AQUINAS

38

2023: Appeared in 10 games.. earned first career college tackles versus Rhode Island... finished the year 15 total tackles... Had a career high single game tackle performance with 4 total tackles versus Albany. 2022: Redshirt.

BEFORE MAINE: 2021-22 First Team All-Conference Defense, First Team All-Division Offense, First Team All-Division Defense, First Team All-Area Defense, St. Thomas Aquinas Defensive Player of the Year, Third Team All Non-Public Defense ... Senior season, totaled 80 tackles, 15 TFLs, two forced fumbles, two fumble recoveries ... also added 700 rush yards and 13 rush touchdowns ... guided St. Thomas Aquinas to a 9-0 season, including seven shutouts, while outscoring opponents 316-9 ... was the first undefeated regular season for the school since 1986 ... most shutouts in St. Thomas Aquinas school history ... most shutouts in a season by a Middlesex County school since 2004 ... National Society of High School Scholars Member ... Selected and participated in the National Youth Leadership Forum: Medicine for Academic Achievement at St. John's University.

TACKLES	G	UA	A	TOTAL	TFL	PD	FF	FR	BLK
2023	10	7	8	15	0.0	0	0	0	0
TOTAL	10	7	8	15	0.0	0	0	0	0



ANTHONY ILIANO

**OFFENSIVE LINE
R-FR / 6'3" / 305**

CLEVELAND, OH/BENEDICTINE

74

2023: Redshirt



KEVIN JACKSON

**WIDE RECEIVER
R-FR / 5'10" / 190**

**SPRINGFIELD, MA / SPRINGFIELD
CENTRAL**

84



NICOLAS KALUME

99

DEFENSIVE LINE

R-50 / 6'3" / 245

LONDON, ONT. / ST. ANDRE BESSETE CATHOLIC SEC.

2023: Appeared in first college game versus FIU, appeared in a total of three games on the year... recorded first college tackles versus North Dakota State ... 2022: Redshirt.

BEFORE MAINE: Tenth ranked player in Canada, No. 2 ranked linebacker in Canada ... Team Captain ... named defensive most valuable player ... also played varsity basketball and was named an all-star as a junior while competing at St. Andre Bessete Catholic Secondary.

TACKLES	G	UA	A	TOTAL	TFL	PD	FF	FR	BLK
2023	3	1	0	1	0.0	0	0	0	0
TOTAL	3	1	0	1	0.0	0	0	0	0



ALHAJI KAMARA

1

DEFENSIVE BACK

R-JR / 5'11" / 185

RICHMOND, VA. / HERMITAGE (ODU)

2023: Appeared in all 11 games seeing first collegiate action versus FIU... recorded 31 total tackles, 2 of which going for a loss... forced two turnovers one being first career interception with a 12 yard return, the other being a forced fumble and fumble recovery... earned two passes defensed... big performances versus Richmond with the interception plus 6 total tackles... another big performance versus Campbell with 2 tackles for loss and 5 total tackles, the forced fumble and fumble recovery plus one pass break up.. 2022 (ODU): Did not play. 2021 (ODU): Redshirted ... Did not play.

HIGH SCHOOL: Earned first-team all-region and all-metro as a senior ... Had six interceptions as a senior ... Had 21 receptions for 357 yards and eight touchdowns.

TACKLES	G	UA	A	TOTAL	TFL	PD	FF	FR	BLK
2023	11	17	14	31	2.0	4	1	1	0
TOTAL	11	17	14	31	2.0	4	1	1	0



JAKE KUCERA

86

TIGHT END

R-FR / 6'3" / 245

NORTH HALEDON, N.J./DEPAUL CATH.

2023: Redshirt



JAMIE LAMSON

80

WIDE RECEIVER

GR / 6'1" / 205

SOUTHINGTON, CT./SOUTHINGTON

2023: Appeared in all 11 games... Led the team with 49 catches while also having a team high six touchdown grabs... earned a career-high 552 receiving yards.. Averaged 11.2 yards per catch and a total of 50.2 all purpose yards per game... Career performance came versus Hampton with eight catches for a single game high of 180 yards and a touchdown.. had a multi touchdown game at Campbell and five total receptions for 71 yards. 2022: Appeared in all 11 games recording four tackles and eight receiving yards ... Best performance came against Colgate (9/10) going for eight receiving yards on one reception and registering one tackle. FALL 2021: Appeared in nine games, recording two tackles, one apiece in back-to-back weeks vs. James Madison (9/11) and Merrimack (9/18). SPRING 2021: Appeared in all four games ... tallied his first career reception for 11 yards against Villanova (4/3). 2019: Voted team's Jim Butterfield Offensive Scout Team Player of the Year ... Redshirt ... will have four years of eligibility remaining.

RECEIVING	G	REC	YARDS	TD	LONG	REC/G	AVG/C	AVG/G
Spring 2021	4	1	11	0	11	0.3	11.0	2.8
Fall 2021	11	0	0	0	0	0.0	0.0	0.0
2022	11	1	8	0	8	0.1	8.0	0.7
2023	11	49	552	6	49	4.5	11.3	50.2
TOTAL	37	51	571	6	49	1.4	11.2	15.4



NICK LAUGHLIN

20

WIDE RECEIVER

R-FR / 5'10" / 200

CAPE ELIZABETH, ME / CAPE ELIZABETH

2023: Appeared in first collegiate game at New Hampshire.



JACK LILLIE

78

OFFENSIVE LINE

R-FR / 6'5" / 290

BOULDER, CO/FAIRVIEW

2023: Redshirt

BEFORE MAINE: All-State honorable mention (2022-23) ... first team all-conference (2022-23) ... second team all-conference (2021-22) ... guided Fairview to the playoffs all four years ... league champions in 2019, 2020, and 2022 ... team advanced to Elite 8 in 2019-20 ... four-time city champions ... senior captain ...academic all-state first team (2022-23).



MAX LOVBLAD

79

OFFENSIVE LINE
GR / 6'7" / 315

FALUN, SWEDEN/ARLANDAGYMNASIET

2023: Appeared in two games. 2022: Appeared in three games. FALL 2021: Did not see any game action. SPRING 2021: Did not see any game action. 2019: Redshirt ... will have four years of eligibility remaining ... named to the CAA Commissioner's Academic Honor Roll.

BEFORE MAINE: National team: First place in the U19 European championship ... 2017: fourth place in U19 World Championship ... 2018: first in Nordic championship.



JAHARIE MARTIN

19

RUNNING BACK
GR / 6'0" / 225

LAKELAND, FL/LAKELAND (MONTANA ST.)

BEFORE MAINE: Spent three years at Montana State ... Appeared in four games, mostly on special teams ... In 2021, Played in 14 games, rushing five times for 18 yards... moved from tailback to fullback to cover for late-season injuries and performed well... had four special teams tackles, two against Sam Houston and one each against Drake and Weber State ... In 2019, moved from linebacker to running back during fall camp... played in four games , rushing for 38 yards on 10 carries ... in high school, played defensive end at Lake Gibson in 2016 and '17... played inside linebacker at Lakeland in 2018.... MVP of a state championship team... Polk County Defensive Player of the Year... 130 tackles, four blocked punts.



AMARI MACK

39

DEFENSIVE BACK
R-FR / 6'0" / 200

JEANNETTE, PA/GREENSBURG CENTRAL CATHOLIC

2023: Redshirt



DECLAN MCKEVITT

48

TIGHT END
JR / 6'4" / 250

MENDHAM, N.J./WEST MORRIS MENDHAM

2023: Appeared in career high 9ninesgames.. had one catch for 14 yards at Campbell (10/21). 2022: Appeared in three games recording his first collegiate catch against Albany (11/12) for 21 yards. FALL 2021: Redshirt ... did not see any game action.

BEFORE MAINE: Competed at West Morris Mendham High School ... averaged 13.0 yards per reception ... registered 19 receptions for 242 yards and three touchdowns during his senior season.



ELI MAHAN

16

TIGHT END
JR / 6'4" / 260

FRYEBURG, ME/FRYEBURG ACAD.

2023: Appeared in all 11 games... registered a career high 3 catches for 39 yards... had 4 carries for 8 yards... earned 3 tackles.. Career long 23 yard reception versus Richmond...had two tackles plus a 12 yard catch versus Stony Brook. 2022: Did not see any action. FALL 2021: Appeared in two games, registering one tackle at New Hampshire (11/20).

BEFORE MAINE: Helped Fryeburg Academy advance to the 2018 Class C Championship Game ... Top-40 defensive line prospect by Excel New England Football.

RECEIVING	G	REC	YARDS	TD	LONG	REC/G	AVG/C	AVG/G
2021	2	0	0	0	0	0.0	0.0	0.0
2022	0	0	0	0	0	0.0	0.0	0.0
2023	11	3	39	0	23	0.3	13.0	3.5
TOTAL	13	3	39	0	23	0.2	13.0	3.0

RECEIVING	G	REC	YARDS	TD	LONG	REC/G	AVG/C	AVG/G
2021	0	0	0	0	0	0.0	0.0	0.0
2022	3	1	21	0	21	0.6	21.0	7.0
2023	9	1	14	0	14	0.1	14.0	1.6
TOTAL	12	2	35	0	21	0.5	17.5	2.9



MICHAEL MONIOS

83

WIDE RECEIVER
GR / 5'10" / 180

MONTREAL, QUE./CHOATE ROSEMARY HALL

2023: Appeared in all 11 games for the second straight season... had a career high in catches and yards, with 28 receptions and 296 receiving yards... also recorded one touchdown... Earned single game high in receiving yards and catches versus Albany with 96 receiving yards on 10 catches with one touchdown... Against Hampton recorded 6 catches for 46 yards. 2022: Appeared in all 11 games, averaging 9.1 yards per catch, generating 109 receiving yards ... Best performance came against Richmond (10/29) earning himself 42 yards on five catches.. FALL 2021: Appeared in six games, catching eight passes for 103 yards and one touchdown ... averaged 12.9 yards per catch and 20.6 per game ... Best performance came at home vs. Delaware (9/02) with 58 yards and his first career touchdown on four receptions.

SPRING 2021: Started all four games ... ranked third on the team with eight receptions and fourth with 87 receiving yards ... averaged 10.9 yards per reception ... posted a career-high four receptions for a career-best 45 yards against Villanova (4/3). 2019: Redshirt ... will have four years of eligibility remaining ... appeared in four games.

BEFORE MAINE: All-CNE team ... League leader in receiving yards ... team went 49-0 over five years with five-straight championships.

RECEIVING	G	REC	YARDS	TD	LONG	REC/G	AVG/C	AVG/G
2019	4	0	0	0	0	0.0	0.0	0.0
Spring 2021	4	8	87	0	17	2.0	10.9	21.8
Fall 2021	6	8	103	1	28	1.3	12.9	17.2
2022	11	12	109	0	19	1.1	9.1	9.9
2023	11	28	296	1	27	2.5	10.6	26.9
TOTAL	36	56	595	2	28	1.6	10.6	16.5



MONTIGO MOSS

WIDE RECEIVER
5R / 5'11" / 195

CHARLOTTE, N.C./FORK UNION MILITARY ACAD.

81

2023: Appeared in 10 games... Had a career high in receptions with 37 catches on the year, those catches went for 408 yards and 3 touchdowns.. completed first collegiate pass for a 24 yard touchdown versus Richmond added on with 6 catches for 72 yards in that game.. Best performance of the year came versus Stony Brook with 5 catches for 108 yards and two touchdowns one of which was a spectacular one handed grab. 2022: Appeared in all 11 games, becoming third on the team in receiving yards with 413 and scoring six touchdowns... Generated two tackles ... Best performance came against Richmond (10/29) recording five catches for 71 yards and one touchdown. FALL 2021: Appeared in nine games, catching eight passes for 136 yards ... averaged 17 yards per catch and 15.1 yards per game ... Best performance came against Massachusetts (11/13) with 62 yards on two catches, one of them going for 58 yards. SPRING 2021: Appeared in three games ... recorded his first collegiate reception on an 11-yard catch against Villanova (4/3).

BEFORE MAINE: First Team All-State VISAA ... First Team All-Prep League ... First Team All-Central Virginia ... tallied 56 receptions for 1,256-yards and 14 touchdowns

RECEIVING	G	REC	YARDS	TD	LONG	REC/G	AVG/C	AVG/G
Spring 2021	3	1	13	0	13	0.3	13.0	0.0
Fall 2021	10	8	136	0	58	0.8	17.0	13.6
2022	11	35	398	6	25	3.2	11.4	36.2
2023	10	37	408	3	41	3.7	11.0	40.8
TOTAL	34	81	955	9	58	2.4	11.8	28.1



JABARI ODOEMENEM

LINEBACKER
5O / 6'1" / 250

WOODBIDGE, VA/WOODBRIDGE

6

2023: Appeared in nine games including first collegiate game versus Rhode Island... recorded 23 total tackles on the season... made his first collegiate tackle at William & Mary including a half tackle for loss in that game... single

game career high with nine total tackles, one of them being a TFL versus Stony Brook.

BEFORE MAINE: Skilled long snapper for Hodgson Vo-Tech High School ... named to the 2021 Delaware Blue-Gold All-Star Football Game roster.

TACKLES	G	UA	A	TOTAL	TFL	PD	FF	FR	BLK	INT
2023	9	13	10	23	2.5	0	0	0	0	0
TOTAL	9	13	10	23	2.5	0	0	0	0	0



ISAAC OFIELDU

LINEBACKER
GR / 6'1" / 230

SACO, ME/THORNTON ACADEMY

53

2023: Appeared in five games including first collegiate action versus FIU... recorded first collegiate tackle versus Stony Brook finished that game with 3 total tackles. 2022: Did not see any action. FALL 2021: Redshirt ... did not see any game action.

BEFORE MAINE: Guided Thornton Academy to a state championship title in 2018 and a return to the title game in 2019 ... Thornton Academy school-record holder in the 55m dash (6.69).

TACKLES	G	UA	A	TOTAL	TFL	PD	FF	FR	BLK	INT
2023	5	1	2	3	0.0	0	0	0	0	0
TOTAL	5	1	2	3	0.0	0	0	0	0	0



DAREN OMOREGIE

DEFENSIVE BACK
R-50 / 5'11" / 205

LYNN, MA/LYNN CLASSICAL

34

2023: Appeared in six games including first collegiate actions at North Daokta State... finished the year with six total tackles and one pass break up... single game career high in tackles versus Rhode Island with five total tackles and the pass break up in that game. 2022: Redshirt.

TACKLES	G	UA	A	TOTAL	TFL	PD	FF	FR	BLK	INT
2023	6	4	2	6	0.0	1	0	0	0	0
TOTAL	6	4	2	6	0.0	1	0	0	0	0



FRANCISCO PRATTS III

TIGHT END
R-50 / 6'3" / 245

NEW LONDON, CT./NEW LONDON H.S.

87

2023: Saw first collegiate action at William & Mary ... finished the year appearing in eight games ... returned a pair of kickoffs for a total of five years ... 2022: Redshirt.



KYE PRESSLEY

93

DEFENSIVE LINE

R-FR / 6'0" / 245

HAMMONTON, N.J./HAMMONTON

2023: Redshirt.

BEFORE MAINE: Three-star recruit (Rivals) ... ranked 17th player in N.J. ... ranked as No. 2 WDE in N.J. ... led the state of N.J. in sacks in 2022 ... two-time first team all-conference ... two-time all stars division honoree ... first team all-south Jersey ... 2nd team all-state ... named to Super 100 all-star team ... two-year captain ... guided team to a state championship appearance ... conference championship ... four playoff appearances ... honor roll.



ROBBY RIOBE

8

DEFENSIVE BACK

GR / 6'0" / 200

EVERETT, MA/EVERETT

2023: Appeared in four games... recorded 18 total tackles and one pass defense on the season... season high in tackles came at North Dakota State (9/09) with 7 total. 2022: Saw action in eight games earning a career-high 38 tackles ... Best performance came against Stony Brook (10/22) recording eight tackles. FALL 2021: Appeared in six games generating 16 total tackles, eight of which were unassisted ... Best performance came at Albany (10/23) with tackles, four of them unassisted. SPRING 2021: Started all four games ... made 25 tackles and recovered a fumble ... made a career-high eight stops against UAlbany (3/13) ... added seven tackles at Delaware (3/6) and again at Stony Brook (3/20) ... recovered a fumble in Maine's win at Stony Brook ... ranked third on the team in total tackles. 2019: Redshirt ... will have four years of eligibility remaining ... appeared in four games where he posted five tackles, mainly on special teams ... tallied two tackles in the season opener against Sacred Heart (8/30) and posted two stops in the season finale at New Hampshire (11/23).

BEFORE MAINE: Mid-season all-state selection ... team captain.

TACKLES	G	UA	A	TOTAL	TFL	PD	FF	FR	BLK	INT
2019	4	4	1	5	0.0	0	0	0	0	0
Spring 2021	4	14	11	25	0.0	0	0	1	0	0
Fall 2021	6	8	8	16	0.0	0	0	0	0	0
2022	8	19	19	38	0.5	0	0	0	0	0
2023	4	15	3	18	0.0	1	0	0	0	0
TOTAL	26	60	42	102	0.5	1	0	1	0	0



GIANNI ROSSITTO

89

WIDE RECEIVER

JR / 6'0" / 185

DIX HILLS, N.Y./HALF HOLLOW HILLS

2023: Appeared in first collegiate game versus Stony Brook (9/30).



BRIAN SANTANA-FIS

21

RUNNING BACK

JR / 6'0" / 215

WOODBIDGE, N.J./ST. THOMAS MORE (EL CAMINO COLLEGE)

2023: Appeared in eight games... Rushed for 112 yards on 27 carries with a long rush of 18 yards versus UAlbany... Best performance came versus Hampton with eight carries for 37 yards. SOPHOMORE (2022) (El Camino College): Named to the SCFA All-Central League Second Team...Rushed for a team-high 655 yards on 111 carries...Led the team with 11 rushing touchdowns...Averaged 60.5 yards per game...Rushed a season-best 17 times for 103 yards and three touchdowns in the win at Palomar (11/12)...Scored touchdowns in nine of the 11 games on the year.

PRIOR TO ECC: Attended Papago Junior College in Mesa, Ariz...Played for two years at running back...Sophomore year was name a Third-Team JC All-American by Rivals and the No. 30 JC running back...Freshman year was a Rivals JC Second-Team All-American, No. 35 overall and No. 2 running back...Had 83 carries for 610 yards and 10 touchdowns in seven games.

HIGH SCHOOL: Attended St. Thomas More School in Oakdale, Conn...Played all four years on varsity, graduating in 2020...Senior year had 160 touches, 1,269 rushing yards, 12 touchdowns and 168 receiving yards...Sophomore year named Mid-State 38 All-Conference...Earned the Paul Robeson Community Service Award and the Harvard Club Book Prize...Qualified for state in track and field in the long jump and 4x200m relay.

RUSHING	G	ATT	YARDS	TD	LONG	AVG/C	AVG/G
2023	8	27	112	0	18	4.1	14.0
TOTAL	8	27	112	0	18	4.1	14.0



SYMON SATHLER

36

RUNNING BACK

R-50 / 5'10" / 200

WOBURN, MA/WOBURN MEMORIAL/ BRIDGTON ACADEMY

2023: Appeared in eight games including first collegiate action/carry versus North Dakota State... Recorded five carries for 23 yards and one kick off return for 20 yards on the season... Versus Stony Brook, had three carries for 13 yards with a long carry of seven yards.

2022: Redshirt.

RUSHING	G	ATT	YARDS	TD	LONG	AVG/C	AVG/G
2023	8	5	23	0	7	4.6	2.9
TOTAL	8	5	23	0	7	4.6	2.9



ELIJAH SMALLS

49

TIGHT END

50 / 6'5" / 245

EGG HARBOR CITY, N.J./CEDAR CREEK/ EAST COAST PREP

2023: Saw first collegiate action versus Hampton, appeared in 2 games on the season...Recorded first collegiate tackle versus Hampton.



SHAKUR SMALLS

3

DEFENSIVE BACK
SR / 6'0" / 205

PHILADELPHIA, PA/WEST CATHOLIC PREP

2023: Appeared in four games.. Registered 15 total tackles, created two turnovers with a forced fumble, interception, and created three pass break ups... Standout performance at FIU with two tackles, an interception, forced fumble, and one pass break up. 2022: Appeared in nine games, ranked fourth on the team with 48 tackles ... generated one fumble recovery and one broken up pass ... Registered eight tackles against Stony Brook (10/22) and Richmond (10/29) ... Best performance came against Monmouth (10/15) recording six tackles (four unassisted) and one fumble recovery. FALL 2021: Named Darius Minor Defensive Rookie of the Year ... Appeared in all 11 games, ranked fifth on the team with 53 tackles, 1.5 for loss ... Tied for second on the team with two interceptions ... Also had six pass breakups, and two forced fumbles ... Best performance came at home vs. Elon (10/09) with 10 tackles (6 unassisted) and a forced fumble ... had interceptions against Stony Brook and New Hampshire. SPRING 2021: Saw action in three games ... registered five tackles ... made a pair of stops against UAlbany (3/13) and Villanova (4/3).

BEFORE MAINE: First-team All-Eastern PA ... First-team All-City ... Guided Nazareth to 2019 District XI championship title, 2019 EPC title ... Achieved honor roll or high honor roll status each semester of his high school career.

TACKLES	G	UA	A	TOTAL	TFL	PD	FF	FR	BLK	QBH
Spring 2021	3	4	1	5	0.0	0	0	0	0	0
Fall 2021	11	33	20	53	1.5	8	2	0	0	0
2022	9	25	23	48	0.0	1	0	1	0	0
2023	4	10	5	15	0.0	4	1	0	0	0
TOTAL	27	72	49	121	1.5	13	3	1	0	0



TYSHAWN STEWART

10

LINEBACKER
JR / 6'2" / 235

HARRISBURG, PA/SUSQUEHANNA TOWNSHIP

2023: Appeared in all 11 games... finished with a career high in tackles with 58 total which was second most on the team, also forced one fumble and a tackle for loss on the season...Recorded first double digit tackle game with 10 at Richmond... First collegiate forced turnover came in the season opener at FIU finished that game with 4 total tackles and a forced fumble. 2022: Appeared in seven games generating two tackles ... one unassisted tackle came against Villanova (10/01) and the one assisted tackle against Monmouth (10/15). FALL 2021: Did not see any game action. SPRING 2021: Appeared in two games on special teams ... made one tackle.

BEFORE MAINE: First-team All-Conference ... Team captain ... Guided Susquehanna Township to the second round of the playoffs ... achieved honor roll or high honor roll status each semester of his high school career.

TACKLES	G	UA	A	TOTAL	TFL	PD	FF	FR	BLK	QBH
2022	7	1	1	2	0.0	0	0	0	0	0
2023	11	23	35	58	1.0	0	1	0	0	0

TOTAL	18	24	36	60	1.0	0	1	0	0	0
-------	----	----	----	----	-----	---	---	---	---	---



NIC SWANSON

48

DEFENSIVE BACK
R-SO / 5'10" / 175

RICHMOND, VA/GLEN ALLEN

2023: Did not see any game action. 2022: Redshirt.



BLAKE THOMAS

85

WIDE RECEIVER
R-FR / 6'2" / 195

SEACAUCUS, N.J./DEPAUL CATHOLIC

2023: Redshirt



CHRISTIAN THOMAS

11

LINEBACKER
SR / 6'3" / 230

CAMDEN, N.J./WOODROW WILSON/ MILFORD ACADEMY

2023: Appeared in three games... Recorded 10 total tackles... Had a single game career high in tackles with four versus Rhode Island. 2022: Appeared in all 11 games recording 16 tackles ... Best performances came against Boston College (9/17) and Monmouth (10/15) where he earned three tackles each. FALL 2021: Appeared in six games, generating four total tackles and one blocked kick ... Best performances came at UAlbany (10/23) with two tackles, and vs. Rhode Island (10/30) with one tackle and one blocked kick. SPRING 2021: Did not see any game action.

BEFORE MAINE: 2018 Pioneer Athletic Conference Liberty Division All-League honoree.

TACKLES	G	UA	A	TOTAL	TFL	PD	FF	FR	BLK	QBH
2021	8	0	4	4	0.0	0	0	0	1	0
2022	11	3	13	16	0.0	0	0	0	0	0
2023	3	4	6	10	0.0	0	0	0	0	0
TOTAL	22	7	23	30	0.0	0	0	0	1	0



JACOB TUIASOSOPO

56

DEFENSIVE LINE

GR / 6'5" / 270

WALDORF, MD/NORTH POINT

2023: Appeared in nine games...Recorded 13 total tackles on the year including first collegiate tackle at North Dakota State, two of his tackles went for a loss... Finished the year with one quarterback hurry versus Stony Brook... Best performance of the year came at Richmond with three tackles, 1.5 were TFLs. 2022: Appeared in all 11 games. FALL 2021: Did not see any game action. SPRING 2021: Appeared in one game at Delaware (3/6). 2019: Voted team's Jim Butterfield Defensive Scout Team Player of the Year ... Redshirt ... will have four years of eligibility remaining.

BEFORE MAINE: State finalist ... SMAC/Regional champion.

TACKLES	G	UA	A	TOTAL	TFL	PD	FF	FR	BLK	QBH
2022	11	0	0	0	0.0	0	0	0	0	0
2023	9	4	9	13	2.0	0	0	0	0	0
TOTAL	20	4	9	13	2.0	0	0	0	0	0



RAYSHAD WALLACE

44

DEFENSIVE LINE

GR / 6'1" / 265

PHILADELPHIA, PA/FORK UNION MILITARY ACAD. (SACRED HEART)

2023: Appeared in all 11 games... Recorded 16 total tackles half of which went for a loss... Forced one pass break up versus Stony Brook... Best performance of the season came versus LIU with 5 total tackles and a half sack. 2019-22: Appeared in 18 games at Sacred Heart where he totaled 47 tackles, 9.5 for loss, with 3.5 sacks and a pair of pass deflections

High School: Played a post graduate year in 2018 at Fork Union Military Academy ... Set the single-season sack record at Fork Union ... Named Team MVP at Fork Union in 2018.

TACKLES	G	UA	A	TOTAL	TFL	PD	FF	FR	BLK	QBH
2020	5	7	7	14	4.5	2	0	0	0	0
2021	4	9	3	12	1.0	0	0	0	0	0
2022	9	13	8	21	4.0	0	0	0	0	0
2023	11	7	9	15	0.5	1	0	0	0	0
TOTAL	29	36	27	62	10.0	3	0	0	0	0



JARED TYNES

47

DEFENSIVE LINE

R-FR / 6'1" / 235

NORTH BRUNSWICK, N.J./NORTH BRUNSWICK

2023: Appeared in four games ... made collegiate debut against LIU ... recorded first career tackle against Hampton.

TACKLES	G	UA	A	TOTAL	TFL	PD	FF	FR	BLK	QBH
2023	4	1	1	2	0.0	0	0	0	0	0
TOTAL	4	1	1	2	0.0	0	0	0	0	0



TYLER WILLIAMS

72

OFFENSIVE LINE

50 / 6'4" / 320

CLIFTON, N.J./CLIFTON

2023: Appeared in seven games. 2022: Redshirt.

BEFORE MAINE: All-State ... Two-time All-County ... Two-Time All-Conference ... guided high school to sectional championship his senior year ... team captain.

TACKLES	G	UA	A	TOTAL	TFL	PD	FF	FR	BLK	QBH
2023	7	0	0	0	0.0	0	0	0	0	0
2022	0	0	0	0	0.0	0	0	0	0	0
TOTAL	7	0	0	0	0.0	0	0	0	0	0



DEVIN VAUGHT

37

DEFENSIVE BACK

R-FR / 6'0" / 205

CHARLOTTE, N.C./MALLARD CREEK

2023: Appeared in three games ... saw action in first collegiate game against LIU ... earned four tackles on the year with first collegiate tackle coming at Campbell ... top performance was against UNH where he notched three tackles and a pass breakup.

BEFORE MAINE: Two-time all-conference honoree ... A/B honor roll.

TACKLES	G	UA	A	TOTAL	TFL	PD	FF	FR	BLK	QBH
2023	3	1	3	4	0.0	1	0	0	0	0
TOTAL	3	1	3	4	0.0	1	0	0	0	0



NASSIR YOUNG

29

DEFENSIVE BACK

JR / 6'0" / 182

TROY, N.Y. / LA SALLE INSTITUTE

2023: Appeared in two games, saw first collegiate action at North Dakota State. 2022: Did not see any action. FALL 2021: Redshirt ... did not see any game action.

BEFORE MAINE: First Team All-Section

TACKLES	G	UA	A	TOTAL	TFL	PD	FF	FR	BLK	QBH
2023	2	0	0	0	0.0	0	0	0	0	0
2022	0	0	0	0	0.0	0	0	0	0	0
TOTAL	2	0	0	0	0.0	0	0	0	0	0



**ZACH
ZOGLIO**

96

**LONG SNAPPER
SR / 6'0" / 225**

**CINCINNATI, OH/ANDERSON (EASTERN
MICHIGAN)**

2023: Appeared in all 11 games... Recorded first collegiate tackle versus Campbell (10/21). 2022 (Eastern Michigan): Did not compete. 2021 (Eastern Michigan): Joined the EMU football program as an incoming recruit...Practiced with the team as the backup long snapper.

HIGH SCHOOL: Attended Anderson High School and played under Head Coach Evan Dreyer as a Redskin...Utilized as a long snapper and center...In the Kohl's Long Snapping Rankings, is the eighth-best snapper in the 2021 class...In 2020, had eight field goal snaps, 10 punt snaps, and 18 PAT snaps...Played in the Blue-Grey All-American Bowl in Dallas, Texas...Collected preseason all-state and Eastern Cincinnati Conference Academic All-Conference honors...Also played outfield as a member of the baseball team for the Fosters Force and Cincinnati Patriots



JERMAINE BAKER

LINEBACKER
GR / 6'2" / 235

WESTCHESTER, ILL./NAZARETH ACAD. (YALE)

26



KENNETH COOPER

DEFENSIVE BACK
GR / 6'1" / 205

MEMPHIS, TN./RIVERDALE BAPTIST (MERRIMACK)

24



GERALD BAKER III

DEFENSIVE LINE
FR / 6'2" / 330

ELIZABETH, N.J./EAST COAST PREP

96



JAYDEN CURRY

DEFENSIVE BACK
GR / 5'11" / 205

VIRGINIA BEACH, VA/IMG ACADEMY (SOUTH FLORIDA)

17



LANDON BEAL

LONG SNAPPER
FR / 6'0" / 210

GROVE CITY, OH/GROVE CITY

38



GRAYSON DIPIETRO

LINEBACKER
FR. / 6'3" / 215

BOONSBORO, MD./ST. JOHN'S CATHOLIC PREP

52



DORIAN BLACKWELL

DEFENSIVE BACK
R-JR / 6'2" / 162

FOLSOM, CA/SPANISH SPRINGS (NEVADA)

25



KESEAN DYSON

LINEBACKER
GR / 6'2" / 225

ASHBURN, VA./BROAD RUN (SAINT FRANCIS)

33



EDDIE BUEHLER

QUARTERBACK
FR / 6'3" / 210

NORTH KINGSTOWN, R.I./PHILLIPS EXETER

17



NOAH CARPENTER

QUARTERBACK
FR / 6'1" / 210

TURNER, ME/LEAVITT

12



MASON GILBERT

88

TIGHT END
GR / 6'8" / 255

DEWITT, MI/DEWITT (LAFAYETTE)



JAKE KUCERA

20

DEFENSIVE BACK
FR / 5'10" / 180

DOWNINGTOWN, PA/DOWNINGTOWN WEST



WILL GRANT

46

TIGHT END
FR / 6'7" / 225

MILTON, MA/MILTON ACADEMY



KYLE LAMKE

66

OFFENSIVE LINE
FR / 6'2" / 295

MCSHERRYSTOWN, PA/NEW OXFORD



LUKE GRIGSON

42

TIGHT END
FR / 6'5" / 215

SAINT PAUL, MN/HILL-MURRAY



JAEDIN LEE

90

DEFENSIVE LINE
FR / 6'3" / 310

CHESTER, VA/MATOACA



MOLAYO 'MO' IREFIN

4

WIDE RECEIVER
GR / 5'11" / 185

BOWIE, MD/ARCHBISHOP SPALDING (SAINT VINCENT COLLEGE)



ZEPHRON LESTER

97

DEFENSIVE LINE
GR / 6'1" / 300

FAR ROCKAWAY, N.J./CHRIST THE KING (STANFORD)



BRAYDEN ISAIAH

21

DEFENSIVE BACK
FR / 6'0" / 175

CHARLOTTE, N.C./MALLARD CREEK



NATHAN LOPEZ

55

DEFENSIVE LINE
FR / 6'3" / 240

FORT VALLEY, VA. / CENTRAL WOODSTOCK



ANDREW KOCAN

57

OFFENSIVE LINE
SO / 6'4" / 310

CANONSBURG, PA/CANON-MCMILLAN (VMI)



RASHAWN MARSHALL

31

RUNNING BACK
FR / 5'10" / 170

NEWARK, N.J./UNIVERSITY H.S.



**KEMSLEY
MARSTERS**

41

KICKER
FR / 6'0" / 190
GRAY, ME / FOXCROFT ACAD.



**EVAN
SCHAUB**

63

OFFENSIVE LINE
FR / 6'2" / 300
LANSDALE, PA/IMG ACADEMY



**JACE
NEGLEY**

73

DEFENSIVE LINE
FR / 6'3" / 275
TURNER, ME / LEAVITT



**NOAH
STANLEY**

58

OFFENSIVE LINE
FR / 6'4" / 305
CHARLOTTETOWN, PRINCE
EDWARD ISLAND/FOOTBALL
NORTH



**JOHN
OLMSTEAD**

71

OFFENSIVE LINE
GR / 6'6" / 305
NORTH BRUNSWICK, N.J./ST.
JOSEPH (LAFAYETTE/NOTRE
DAME)



**JA'DARIUS
STEELE**

35

DEFENSIVE BACK
FR / 6'0" / 185
HURST, TX / L.D. BELL



**CARTER
PEEVY**

11

QUARTERBACK
GR / 6'3" / 215
LAWRENCEVILLE, GA/ARCHER
(MERCER)



**TY'EE
STEPHENS**

0

WIDE RECEIVER
R-FR / 6'2" / 185
RICHMOND, VA./MANCHES-
TER HIGH (HAMPTON)



**LIAM
REAMER**

75

OFFENSIVE LINE
FR / 6'6" / 320
CANONSBURG, PA/CAN-
ON-MCMILLIAN



**SAMUEL
TREMBLAY**

43

KICKER/PUNTER
FR / 5'10" / 185
QUEBEC CITY, QUE. / CNDF



**JUELZ
RUSSELL**

28

WIDE RECEIVER
FR / 5'10" / 175
ROCHESTER, N.Y./UPREP H.S.



**ISAIAH
WATSON**

28

DEFENSIVE BACK
GR / 5'11" / 180
BALTIMORE, MD./CALVERT
HALL COLLEGE (SAMFORD/
EASTERN MICHIGAN)



**DILLON
WHITE**

98

DEFENSIVE LINE

FR / 6'4" / 265

BREWSTER, MA/BRIDGTON
ACADEMY



Team Results

Date	Opponent	Score	Att.
09/02/2023	at FIU	L 12-14	16878
09/09/2023	at North Dakota St.	L 7-44	15044
* 09/15/2023	Rhode Island	L 17-34	4813
* 09/23/2023	at William & Mary	L 3-28	7365
* 09/30/2023	Stony Brook	W 56-28	5243
* 10/07/2023	at Richmond	L 31-42	6099
10/14/2023	LIU	W 24-13	8588
* 10/21/2023	at Campbell	L 28-34	5557
* 10/28/2023	UAlbany	L 21-37	3932
* 11/04/2023	Hampton	L 35-42	3115
* 11/18/2023	at New Hampshire	L 25-44	6727

Rushing

Player	gp	att	gain	loss	net	avg	td	lg	avg/g
Tristen Kenan	9	111	476	9	467	4.2	5	20	51.9
John Gay	11	54	225	19	206	3.8	1	24	18.7
Brian Santana-Fis	8	27	119	7	112	4.1	0	18	14.0
Tavion Banks	4	37	120	17	103	2.8	0	22	25.8
Trevin Ewing	10	3	49	0	49	16.3	1	30	4.9
Rohan Jones	11	1	30	0	30	30.0	0	30	2.7
Symon Sathler	8	5	23	0	23	4.6	0	7	2.9
Joe Gillette	10	5	22	6	16	3.2	0	8	1.6
Eli Mahan	11	4	8	0	8	2.0	0	4	0.7
Ayden Pereira	1	2	12	4	8	4.0	0	12	8.0
Abdul Stewart	10	1	7	0	7	7.0	0	7	0.7
Anthony Harris	8	8	11	32	-21	-2.6	0	8	-2.6
Derek Robertson	11	29	31	141	-110	-3.8	0	9	-10.0
Team	11	4	0	21	-21	-5.3	0	0	-1.9
Total	11	291	1133	256	877	3.0	7	30	79.7
Opponents	11	405	2189	242	1947	4.8	22	80	177.0

Passing

Player	gp	effic	comp-att-int	pct	yds	td	lg	avg/g
Derek Robertson	11	138.8	258-404-13	63.9	2933	25	73	266.6
Anthony Harris	8	142.4	13-18-0	72.2	111	1	26	13.9
Montigo Moss	10	315.8	1-2-0	50.0	24	1	24	2.4
Ayden Pereira	1	209.2	1-1-0	100.0	13	0	13	13.0
Total	11	140.0	273-425-13	64.2	3081	27	73	280.1
Opponents	11	158.5	186-298-7	62.4	2632	24	71	239.3

Receiving

Player	gp	no.	yds	avg	td	lg	avg/g
Jamie Lamson	11	49	552	11.3	6	49	50.2
Montigo Moss	10	37	408	11.0	3	41	40.8
Joe Gillette	10	36	570	15.8	5	73	57.0
Michael Monios	11	28	296	10.6	1	27	26.9
Tristen Kenan	9	27	226	8.4	1	28	25.1
Cooper Heisey	11	22	187	8.5	3	36	17.0
Rohan Jones	11	22	240	10.9	5	33	21.8
Trevin Ewing	10	17	243	14.3	2	51	24.3
Braeden Heald	11	13	190	14.6	0	70	17.3
Tavion Banks	4	9	86	9.6	1	24	21.5
John Gay	11	5	16	3.2	0	6	1.5
Eli Mahan	11	3	39	13.0	0	23	3.5
Evan Wallace	11	3	18	6.0	0	13	1.6
Derek Robertson	11	1	-4	-4.0	0	0	-0.4
Dedon McQuitt	0	1	14	14.0	0	14	1.0

Game Records

Record	Overall	Home	Away	Neutral
ALL GAMES	2-9	2-3	0-6	0-0
CONFERENCE	1-7	1-3	0-4	0-0
NON-CONFERENCE	1-2	1-0	0-2	0-0

Team Statistics

	MAINE	OPP
First Downs	221	218
Rushing	49	95
Passing	151	108
Penalty	21	15
Rushing Yardage	877	1947
Rushing attempts	291	405
Average per rush	3.0	4.8
Average per game	79.7	177.0
TDs Rushing	7	22
Passing Yardage	3081	2632
Comp-Att-Int	273-425-13	186-298-7
Average per pass	7.2	8.8
Average per catch	11.3	14.2
Average per game	280.1	239.3
TDs Passing	27	24
Total offense	3958	4579
Average per play	5.5	6.5
Average per game	359.8	416.3
Kick returns: #-Yards	39-711	31-657
Punt returns: #-Yards	11-59	20-295
Int returns: #-Yards	7-79	13-84
Fumbles-Lost	16-8	15-8
Penalties-Yards	65-575	73-636
Punts-Avg	50-42.3	38-36.8
Time of possession / game	30:34	29:21
3rd-down conversion	54/140	70/141
4th-down conversion	11/21	4/14
PAT-attempts	(32-32) 100%	(45-46) 98%
2-point conversion-attempts	(1-2) 50%	(0-2) 0%

Interceptions

Player	no.	yds	avg	td	lg
Abdul Stewart	3	55	18.3	0	55
Damon Matthews	1	0	0.0	0	0
Shakur Smalls	1	0	0.0	0	0
Kahzir Brown	1	12	12.0	0	12
Alhaji Kamara	1	12	12.0	0	12
Total	7	79	11.3	0	55
Opponents	13	84	6.5	0	35

2023 Combined Statistics

Field Goals

Player	fg	pct.	01-19	20-29	30-39	40-49	50-99	lg	blk
Cody Williams	7-10	70.0	0-0	4-4	2-3	1-3	0-0	48	0
Opponents	9-11	81.8	0-0	2-2	3-5	4-4	0-0	47	1

Scoring

Player	td	fg	PAT					dxp	saf	pts
			kick	rush	rcv	pass				
Cody Williams	-	7-10	32-32	-	-	-	-	-	-	53
Jamie Lamson	6	-	-	-	-	-	-	-	-	36
Tristen Kenan	6	-	-	-	-	-	-	-	-	36
Joe Gillette	5	-	-	-	-	-	-	-	-	30
Rohan Jones	5	-	-	-	-	-	-	-	-	30
Cooper Heisey	3	-	-	-	-	-	-	-	-	18
Montigo Moss	3	-	-	-	-	-	-	-	-	18
Trevin Ewing	3	-	-	-	-	-	-	-	-	18
John Gay	1	-	-	-	-	-	-	-	-	6
Michael Monios	1	-	-	-	-	-	-	-	-	6
Tavion Banks	1	-	-	-	-	-	-	-	-	6
Eli Mahan	-	-	-	-	1	-	-	-	-	2
Total	34	7-10	32-32	0	1	1	0	0	0	259
Opponents	48	9-11	45-46	0	0	0	0	0	0	360

Score by Periods

Team	1st	2nd	3rd	4th	OT	TOT
Maine	83	82	41	53	0	259
Opponents	74	146	88	52	0	360

Punting

Player	no.	yds	avg	lg	tb	fc	i20	50+	blk
Aidan Cadogan	36	1558	43.3	65	3	9	6	8	0
Bailey Timms	14	557	39.8	55	1	5	6	2	0
Total	50	2115	42.3	65	4	14	12	10	0
Opponents	38	1399	36.8	53	4	16	8	3	1

Punt Returns

Player	no.	yds	avg	td	lg
Joe Gillette	6	35	5.8	0	16
Braeden Heald	1	8	8.0	0	8
Michael Monios	2	6	3.0	0	5
Jamaree Gibson	1	7	7.0	0	7
Evan Wallace	1	3	3.0	0	3
Total	11	59	5.4	0	16
Opponents	20	295	14.8	1	89

Kick Returns

Player	no.	yds	avg	td	lg
Rohan Jones	17	377	22.2	0	38
Trevin Ewing	15	275	18.3	0	26
John Gay	4	27	6.8	0	24
Francisco Pratts III	2	5	2.5	0	5
Symon Sathler	1	20	20.0	0	20
Total	39	711	18.2	0	38
Opponents	31	657	21.2	0	41

All Purpose

Player	g	rush	rcv	pr	kr	ir	total	avg/g
Tristen Kenan	9	467	226	0	0	0	693	77.0
Rohan Jones	11	30	240	0	377	0	647	58.8
Joe Gillette	10	16	570	35	0	0	621	62.1
Trevin Ewing	10	49	243	0	275	0	567	56.7
Jamie Lamson	11	0	552	0	0	0	552	50.2
Montigo Moss	10	0	408	0	0	0	408	40.8
Michael Monios	11	0	296	6	0	0	302	27.5
John Gay	11	206	16	0	27	0	249	22.6
Braeden Heald	11	0	190	8	0	0	198	18.0
Tavion Banks	4	103	86	0	0	0	189	47.3
Cooper Heisey	11	0	187	0	0	0	187	17.0
Brian Santana-Fis	8	112	0	0	0	0	112	14.0
Abdul Stewart	10	7	0	0	0	55	62	6.2
Eli Mahan	11	8	39	0	0	0	47	4.3
Symon Sathler	8	23	0	0	20	0	43	5.4
Evan Wallace	11	0	18	3	0	0	21	1.9
Declan McKeivitt	9	0	14	0	0	0	14	1.6
Kahzir Brown	11	0	0	0	0	12	12	1.1
Alhaji Kamara	11	0	0	0	0	12	12	1.1
Ayden Pereira	1	8	0	0	0	0	8	8.0
Jamaree Gibson	10	0	0	7	0	0	7	0.7
Francisco Pratts III	8	0	0	0	5	0	5	0.6
Anthony Harris	8	-21	0	0	0	0	-21	-2.6
Derek Robertson	11	-110	-4	0	0	0	-114	-10.4
Total	11	877	3081	59	711	79	4807	437.0
Opponents	11	1947	2632	295	657	84	5615	510.5

Total Offense

Player	g	plays	rush	pass	total	avg/g
Derek Robertson	11	433	-110	2933	2823	256.6
Tristen Kenan	9	111	467	0	467	51.9
John Gay	11	54	206	0	206	18.7
Brian Santana-Fis	8	27	112	0	112	14.0
Tavion Banks	4	37	103	0	103	25.8
Anthony Harris	8	26	-21	111	90	11.3
Trevin Ewing	10	3	49	0	49	4.9
Rohan Jones	11	1	30	0	30	2.7
Montigo Moss	10	2	0	24	24	2.4
Symon Sathler	8	5	23	0	23	2.9
Ayden Pereira	1	3	8	13	21	21.0
Joe Gillette	10	5	16	0	16	1.6
Eli Mahan	11	4	8	0	8	0.7
Abdul Stewart	10	1	7	0	7	0.7
Total	11	716	877	3081	3958	359.8
Opponents	11	703	1947	2632	4579	416.3



2023 Defensive Statistics



2023-24 Maine Football Overall Defense Statistics All games

Page 1/2
as of Apr 12, 2025

Team Defense

#	Player	gp	Tackles				Sacks	Pass defense			Fumbles		blkd	
			ua	a	tot	tfl/yds		no-yds	int-yds	brup	qbh	fr-yds	ff	kick
1	Kahzir Brown	11	29	31	60	5.5-32	1-8	1-12	7	.	.	1	.	.
40	Tyshawn Stewart	11	23	35	58	1-1	1	.	.
90	Xavier Holmes	11	19	33	52	7.5-22	2.5-14	.	.	4	2-0	2	.	.
92	Izaiah Henderson	11	20	29	49	9.5-52	4-36	.	.	1	.	1	1	.
42	Abdul Stewart	10	24	25	49	.	.	3-55	2	1
26	Damon Matthews	11	26	19	45	.	.	1-0	6	2	1-0	2	1	.
0	Vince Thomas	11	12	25	37	3-13	1.5-8	.	2
6	Darius McKenzie	4	23	11	34	3-7	.	.	1	2	.	1	.	.
23	Alhaji Kamara	11	17	14	31	2-7	.	1-12	2	.	1-0	1	.	.
7	Latrell Couchman	9	15	13	28	3-6	1-2	.	.	1	1-0	1	.	.
52	John Costanza	11	6	20	26	3.5-14	2-12	.	1
33	Jabari Odoemenem	9	14	9	23	2.5-8
5	Josh Lezin	11	5	18	23	1.5-7	.	.	2	1
27	Jamaree Gibson	10	13	6	19	0.5-1	.	.	1
54	Zion Cheeks	10	6	12	18	0.5-2	0.5-2
8	Robby Riobe	4	15	3	18	.	.	.	1
44	Rayshad Wallace	11	7	9	16	0.5-2	0.5-2	.	1
3	Shakur Smalls	4	10	5	15	.	.	1-0	3	.	.	1	.	.
38	Sherrod Hudson	10	7	8	15
56	Jacob Tuiasosopo	9	4	9	13	2-6	.	.	.	1
11	Christian Thomas	3	4	6	10
31	Terrence Ganyi	8	6	4	10	0.5-0
21	Amir Byrd	7	6	3	9	.	.	.	2
91	Shymell Davis	9	6	3	9
20	Jylun Spence	7	4	5	9
80	Jamie Lamson	11	5	1	6
34	Daren Omoregie	6	4	2	6	.	.	.	1
28	Evan Wallace	11	2	4	6
43	BJ Mayes	4	5	1	6
37	Devin Vaught	3	1	3	4	.	.	.	1
45	Joey Bryson	10	2	2	4
88	Rohan Jones	11	.	3	3	1	.
53	Isaac Ofielu	5	1	2	3
12	Braeden Heald	11	2	1	3
96	Dorian Royal	3	2	1	3	1-6	1-6
16	Eli Mahan	11	2	1	3
81	Montigo Moss	10	2	.	2
22	Tristen Kenan	9	2	.	2	1-0	.	.	.
24	Aaron Gethers	5	1	1	2



Team Statistics

	MAINE	OPP
Scoring	259	360
Points per game	23.5	32.7
Points Off Turnovers	45	62
First Downs	221	218
Rushing	49	95
Passing	151	108
Penalty	21	15
Rushing Yardage	877	1947
Yards gained rushing	1133	2189
Yards lost rushing	256	242
Rushing attempts	291	405
Average per rush	3.0	4.8
Average per game	79.7	177.0
TDs Rushing	7	22
Passing Yardage	3081	2632
Comp-Att-Int	273-425-13	186-298-7
Average per pass	7.2	8.8
Average per catch	11.3	14.2
Average per game	280.1	239.3
TDs Passing	27	24
Total offense	3958	4579
Total plays	716	703
Average per play	5.5	6.5
Average per game	359.8	416.3
Kick returns: #-Yards	39-711	31-657
Punt returns: #-Yards	11-59	20-295
Int returns: #-Yards	7-79	13-84
Kick return average	18.2	21.2
Punt return average	5.4	14.8
Int return average	11.3	6.5
Fumbles-Lost	16-8	15-8
Penalties-Yards	65-575	73-636
Average per game	52.3	57.8
Punts-Yards	50-2115	38-1399
Average per punt	42.3	36.8
Net punt average	34.6	33.4
Kickoffs-Yards	50-2922	67-3910
Average per kick	58.4	58.4
Net kick average	37.2	39.7
Time of possession / game	30:34	29:21
3rd-down conversion	54/140	70/141
3rd-down pct	39%	50%
4th-down conversion	11/21	4/14

	MAINE	OPP
4rd-down pct	36%	43%
Sacks by-Yards	12-74	15-100
Misc Yards	0	0
Touchdowns scored	33	38
Field goals - attempts	14-18	12-15
On-Side kicks	0-0	0-0
Red-zone scores	(29-35) 83%	(36-45) 80%
Red-zone touchdowns	(18-35) 51%	(24-45) 53%
PAT-attempts	(31-31) 100%	(29-35) 83%
2-point conversion-attempts	(0-2) 0%	(2-3) 67%
Attendance	25256	52545
Games / Avg per game	5/5051	6/8758
Neutral site games	-	0/0

Score by Periods

Team	1st	2nd	3rd	4th	OT	TOT
Maine	51	114	63	47	0	275
Opponents	63	90	65	79	0	297



2023 Stats: Red-Zone



2023-24 Maine Football Red-Zone Results All games

Page 1/1
as of Apr 12, 2025

Maine Inside Opponent Red-Zone

Date	Opponent	Score	Times	Times	Total	Rush Pass FGs				Failed to score inside RZ					
			In RZ	Scored	Pts	TDs	TDs	TDs	Made	FGA	Down	Int	Fumb	Half	Game
09/02/2023	at FIU	L 12-14	4	2	9	1	1	0	1	1	1	0	1	0	0
09/09/2023	at North Dakota St.	L 7-44	1	1	7	1	1	0	0	0	0	0	0	0	0
09/15/2023	Rhode Island	L 17-34	4	3	17	2	2	0	1	1	0	1	0	0	0
09/23/2023	at William & Mary	L 3-28	1	1	3	0	0	0	1	1	0	0	0	0	0
09/30/2023	Stony Brook	W 56-28	3	3	21	3	2	1	0	0	0	0	0	0	0
10/07/2023	at Richmond	L 31-42	2	2	10	1	0	1	1	1	0	0	0	0	0
10/14/2023	LIU	W 24-13	4	3	17	2	0	2	1	2	0	0	0	0	0
10/21/2023	at Campbell	L 28-34	4	2	14	2	0	2	0	0	1	0	1	0	0
10/28/2023	UAlbany	L 21-37	4	3	21	3	0	3	0	0	0	1	0	0	0
11/04/2023	Hampton	L 35-42	4	4	28	4	0	4	0	0	0	0	0	0	0
11/18/2023	at New Hampshire	L 25-44	4	4	25	3	0	3	1	1	0	0	0	0	0
Totals 28 of 35 (80.0%)			35	28	172	22	6	16	6	7	2	2	2	0	0

Opponents Inside Maine Red-Zone

Date	Opponent	Score	Times	Times	Total	Rush Pass FGs				Failed to score inside RZ						
			In RZ	Scored	Pts	TDs	TDs	TDs	Made	FGA	Down	Int	Fumb	Half	Game	
09/02/2023	FIU	L 12-14	2	1	7	1	0	1	0	0	0	0	0	1	0	0
09/09/2023	North Dakota St.	L 7-44	8	7	37	4	4	0	3	3	1	0	0	0	0	0
09/15/2023	Rhode Island	L 17-34	3	2	14	2	2	0	0	0	0	0	0	0	0	1
09/23/2023	William & Mary	L 3-28	4	4	28	4	3	1	0	0	0	0	0	0	0	0
09/30/2023	Stony Brook	W 56-28	3	1	7	1	0	1	0	1	0	0	1	0	0	0
10/07/2023	Richmond	L 31-42	4	4	28	4	0	4	0	0	0	0	0	0	0	0
10/14/2023	LIU	W 24-13	3	1	3	0	0	0	1	2	0	0	1	0	0	0
10/21/2023	Campbell	L 28-34	5	4	28	4	3	1	0	0	0	0	0	0	0	1
10/28/2023	UAlbany	L 21-37	5	4	23	3	2	1	1	1	1	0	0	0	0	0
11/04/2023	Hampton	L 35-42	4	4	28	4	4	0	0	0	0	0	0	0	0	0
11/18/2023	New Hampshire	L 25-44	5	5	31	4	2	2	1	1	0	0	0	0	0	0
Totals 37 of 46 (80.4%)			46	37	234	31	20	11	6	8	2	0	3	0	2	



3rd-Down Conversions

Date	Opponent	Score	Overall	1st Qtr	2nd Qtr	3rd Qtr	4th Qtr	Overtime
09/02/2023	at FIU	L 12-14	5-15 33.3	1-3 33.3	1-5 20.0	2-3 66.7	1-4 25.0	0-0 0.0
09/09/2023	at North Dakota St.	L 7-44	3-11 27.3	1-5 20.0	1-3 33.3	0-1 0.0	1-2 50.0	0-0 0.0
09/15/2023	Rhode Island	L 17-34	3-11 27.3	1-2 50.0	1-5 20.0	0-3 0.0	1-1 100.0	0-0 0.0
09/23/2023	at William & Mary	L 3-28	3-13 23.1	0-3 0.0	2-5 40.0	1-3 33.3	0-2 0.0	0-0 0.0
09/30/2023	Stony Brook	W 56-28	3-10 30.0	2-2 100.0	0-3 0.0	1-2 50.0	0-3 0.0	0-0 0.0
10/07/2023	at Richmond	L 31-42	2-11 18.2	0-2 0.0	0-1 0.0	1-3 33.3	1-5 20.0	0-0 0.0
10/14/2023	LIU	W 24-13	9-16 56.3	3-4 75.0	0-2 0.0	4-4 100.0	2-6 33.3	0-0 0.0
10/21/2023	at Campbell	L 28-34	6-11 54.5	1-1 100.0	0-2 0.0	3-5 60.0	2-3 66.7	0-0 0.0
10/28/2023	UAlbany	L 21-37	7-14 50.0	2-4 50.0	4-5 80.0	1-4 25.0	0-1 0.0	0-0 0.0
11/04/2023	Hampton	L 35-42	6-13 46.2	3-5 60.0	1-2 50.0	0-2 0.0	2-4 50.0	0-0 0.0
11/18/2023	at New Hampshire	L 25-44	7-15 46.7	1-2 50.0	2-5 40.0	1-4 25.0	3-4 75.0	0-0 0.0
Maine			54-140 38.6	15-33 45.5	12-38 31.6	14-34 41.2	13-35 37.1	0-0 0.0
Opponents			70-141 49.6	18-40 45.0	19-33 57.6	17-33 51.5	16-35 45.7	0-0 0.0

4th-Down Conversions

Date	Opponent	Score	Overall	1st Qtr	2nd Qtr	3rd Qtr	4th Qtr	Overtime
09/02/2023	at FIU	L 12-14	1-3 33.3	0-0 0.0	0-0 0.0	0-1 0.0	1-2 50.0	0-0 0.0
09/09/2023	at North Dakota St.	L 7-44	0-2 0.0	0-0 0.0	0-0 0.0	0-1 0.0	0-1 0.0	0-0 0.0
09/15/2023	Rhode Island	L 17-34	0-0 0.0	0-0 0.0	0-0 0.0	0-0 0.0	0-0 0.0	0-0 0.0
09/23/2023	at William & Mary	L 3-28	0-0 0.0	0-0 0.0	0-0 0.0	0-0 0.0	0-0 0.0	0-0 0.0
09/30/2023	Stony Brook	W 56-28	0-0 0.0	0-0 0.0	0-0 0.0	0-0 0.0	0-0 0.0	0-0 0.0
10/07/2023	at Richmond	L 31-42	1-2 50.0	0-0 0.0	0-0 0.0	0-0 0.0	1-2 50.0	0-0 0.0
10/14/2023	LIU	W 24-13	1-1 100.0	0-0 0.0	0-0 0.0	0-0 0.0	1-1 100.0	0-0 0.0
10/21/2023	at Campbell	L 28-34	0-1 0.0	0-0 0.0	0-1 0.0	0-0 0.0	0-0 0.0	0-0 0.0
10/28/2023	UAlbany	L 21-37	3-3 100.0	0-0 0.0	1-1 100.0	1-1 100.0	1-1 100.0	0-0 0.0
11/04/2023	Hampton	L 35-42	3-5 60.0	1-1 100.0	1-1 100.0	1-2 50.0	0-1 0.0	0-0 0.0
11/18/2023	at New Hampshire	L 25-44	2-4 50.0	0-0 0.0	2-2 100.0	0-1 0.0	0-1 0.0	0-0 0.0
Maine			11-21 52.4	1-1 100.0	4-5 80.0	2-6 33.3	4-9 44.4	0-0 0.0
Opponents			4-14 28.6	2-5 40.0	0-3 0.0	1-2 50.0	1-4 25.0	0-0 0.0

Time of Possession

Date	Opponent	Score	Overall	1st Qtr	2nd Qtr	3rd Qtr	4th Qtr	Overtime
09/02/2023	at FIU	L 12-14	39:05	04:58	11:53	10:04	12:10	00:00
09/09/2023	at North Dakota St.	L 7-44	25:00	08:47	04:46	01:51	09:36	00:00
09/15/2023	Rhode Island	L 17-34	27:46	08:45	09:12	05:59	03:50	00:00
09/23/2023	at William & Mary	L 3-28	23:08	04:15	08:32	06:29	03:52	00:00
09/30/2023	Stony Brook	W 56-28	30:35	06:13	06:31	09:00	08:51	00:00
10/07/2023	at Richmond	L 31-42	26:14	07:18	04:35	04:22	09:59	00:00
10/14/2023	LIU	W 24-13	35:41	08:17	07:30	07:00	12:54	00:00
10/21/2023	at Campbell	L 28-34	27:36	05:16	07:27	06:07	08:46	00:00
10/28/2023	UAlbany	L 21-37	30:53	07:12	12:09	08:55	02:37	00:00
11/04/2023	Hampton	L 35-42	37:07	07:58	12:11	09:29	07:29	00:00
11/18/2023	at New Hampshire	L 25-44	33:10	01:31	15:04	09:18	07:17	00:00



2023-24 Maine Football Team Game-by-Game All games

Date	Opponent	Rushing				Receiving				Passing				Kick Returns				Punt Returns				tot off
		no.	yds	td	lg	no.	yds	td	lg	cmp-att-int	yds	td	lg	no.	yds	td	lg	no.	yds	td	lg	
09/02/2023	at FIU	41	165	1	24	21	213	0	25	21-44-0	213	0	25	1	17	0	17	0	0	0	0	378
09/09/2023	at North Dakota St.	25	106	1	22	18	117	0	23	18-29-3	117	0	23	8	178	0	27	0	0	0	0	223
09/15/2023	Rhode Island	25	84	2	15	21	187	0	23	21-31-1	187	0	23	5	96	0	26	1	0	0	0	271
09/23/2023	at William & Mary	25	53	0	9	10	85	0	24	10-22-1	85	0	24	4	59	0	22	3	27	0	16	138
09/30/2023	Stony Brook	30	87	3	30	29	425	5	55	29-35-0	425	5	55	3	38	0	23	0	0	0	0	512
10/07/2023	at Richmond	18	11	0	15	27	410	4	73	27-37-2	410	4	73	4	75	0	22	0	0	0	0	421
10/14/2023	LIU	35	104	0	22	20	235	3	51	20-32-0	235	3	51	2	39	0	21	1	6	0	6	339
10/21/2023	at Campbell	11	-7	0	3	37	499	4	45	37-54-2	499	4	45	1	17	0	17	2	9	0	10	492
10/28/2023	UAlbany	24	92	0	30	29	220	3	25	29-43-2	220	3	25	4	115	0	38	1	8	0	8	312
11/04/2023	Hampton	35	151	0	19	29	375	5	49	29-47-1	375	5	49	5	49	0	21	3	9	0	5	526
11/18/2023	at New Hampshire	22	31	0	20	32	315	3	36	32-51-1	315	3	36	2	28	0	15	0	0	0	0	346
Maine		291	877	7	30	273	3081	27	73	273-425-13	3081	27	73	39	711	0	38	11	59	0	16	3958
Opponents		405	1947	22	80	186	2632	24	71	186-298-7	2632	24	71	31	657	0	41	20	295	1	89	4579

Maine Averages

Games	Avg/ rush	Avg/ catch	Pass effic	KR avg	PR avg	All purpose avg/game	Total offense avg/game
11	3.0	11.3	140.0	18.2	5.4	437.0	359.8

Date	Opponent	Tackles			Sacks	Fumble	Pass Defense			blkd	PAT attempts			off				
		ua	a total	tfl-yds	no-yds	ff fr-yds	int-yds	qbh	brup	kick	kick	rush	rcv	saf	t/o	pts		
09/02/2023	at FIU	25	18	43	4.0-29	3-22	3	2-0	1-0	1	3	0	0-0	0	0	0	3	12
09/09/2023	at North Dakota St.	47	26	73	1.0-3	0-0	0	0-0	0-0	3	2	0	1-1	0	0	0	0	7
09/15/2023	Rhode Island	37	40	77	8.0-18	1-6	1	1-0	1-0	0	7	0	2-2	0	0	0	7	17
09/23/2023	at William & Mary	43	38	81	3.0-19	0-0	2	1-0	0-0	3	0	0	0-0	0	0	0	0	3
09/30/2023	Stony Brook	32	42	74	5.0-23	3-15	2	2-0	1-55	3	4	0	8-8	0	0	0	14	56
10/07/2023	at Richmond	36	34	70	4.0-9	0-0	0	0-0	2-12	0	4	0	4-4	0	0	0	7	31
10/14/2023	LIU	29	34	63	5.0-22	2-13	1	1-0	2-12	0	0	1	3-3	0	0	0	7	24
10/21/2023	at Campbell	30	56	86	4.0-16	1-8	1	1-0	0-0	0	4	1	4-4	0	0	0	7	28
10/28/2023	UAlbany	27	36	63	3.0-5	0-0	0	0-0	0-0	0	3	0	3-3	0	0	0	0	21
11/04/2023	Hampton	19	34	53	3.0-15	1-5	1	0-0	0-0	1	3	1	5-5	0	0	0	0	35
11/18/2023	at New Hampshire	35	22	57	7.0-27	3-21	0	0-0	0-0	2	3	0	2-2	0	1	0	0	25
Maine		360	380	740	47.0-186	14-90	11	8-0	7-79	13	33	3	32-32	0	1	0	45	259
Opponents		361	342	703	57.0-268	21-154	10	8-5	13-84	19	44	0	45-46	0	0	0	62	360

Date	Opponent	Punting										Field Goals			Kickoffs			
		no.	yds	avg	long	blkd	tb	fc	50+	i20	md-att	long	blkd	no.	yds	avg	tb	ob
09/02/2023	at FIU	4	168	42.0	52	0	1	0	1	1	2-3	48	0	4	253	63.3	2	0
09/09/2023	at North Dakota St.	4	142	35.5	43	0	0	2	0	1	0-1	0	0	2	130	65.0	1	0
09/15/2023	Rhode Island	7	336	48.0	57	0	1	1	2	1	1-1	37	0	4	171	42.8	0	0
09/23/2023	at William & Mary	8	360	45.0	65	0	1	2	2	3	1-1	20	0	2	123	61.5	1	0
09/30/2023	Stony Brook	6	257	42.8	52	0	0	3	2	2	0-0	0	0	9	514	57.1	0	1
10/07/2023	at Richmond	5	227	45.4	51	0	0	2	1	1	1-1	23	0	6	365	60.8	2	0
10/14/2023	LIU	4	144	36.0	46	0	0	3	0	2	1-2	30	0	5	307	61.4	2	0
10/21/2023	at Campbell	4	148	37.0	50	0	0	1	1	0	0-0	0	0	5	303	60.6	2	1
10/28/2023	UAlbany	3	108	36.0	46	0	0	0	0	0	0-0	0	0	4	243	60.8	0	1
11/04/2023	Hampton	2	78	39.0	40	0	1	0	0	0	0-0	0	0	6	365	60.8	2	0
11/18/2023	at New Hampshire	3	147	49.0	55	0	0	0	1	1	1-1	25	0	3	148	49.3	1	0
Maine		50	2115	42.3	65	0	4	14	10	12	7-10	48	0	50	2922	58.4	13	3
Opponents		38	1399	36.8	53	1	4	16	3	8	9-11	47	1	67	3910	58.4	19	2



2023 Opponent Game-by-Game



2023-24 Maine Football Opponents Game-by-Game All games

Page 1/1
as of Apr 12, 2025

Date	Opponent	Rushing				Receiving				Passing				Kick Returns				Punt Returns				tot off		
		no.	yds	td	lg	no.	yds	td	lg	cmp	att	int	yds	td	lg	no.	yds	td	lg	no.	yds		td	lg
09/02/2023	at FIU	24	13	0	17	15	292	2	62	15	30	1	292	2	62	2	44	0	24	2	34	0	34	305
09/09/2023	at North Dakota St.	47	264	5	61	17	192	0	21	17	24	0	192	0	21	1	41	0	41	1	-1	0	0	456
09/15/2023	Rhode Island	42	206	2	17	18	234	2	37	18	32	1	234	2	37	3	66	0	36	3	57	0	41	440
09/23/2023	at William & Mary	55	331	3	47	8	59	1	22	8	13	0	59	1	22	1	19	0	19	5	17	0	8	390
09/30/2023	Stony Brook	29	131	0	42	22	348	4	51	22	37	1	348	4	51	8	181	0	31	1	14	0	14	479
10/07/2023	at Richmond	32	96	0	18	26	391	6	65	26	37	2	391	6	65	4	92	0	26	2	18	0	18	487
10/14/2023	LIU	35	164	0	51	13	193	1	71	13	20	2	193	1	71	3	52	0	19	1	17	0	17	357
10/21/2023	at Campbell	39	168	3	17	26	242	2	39	26	33	0	242	2	39	1	28	0	28	1	19	0	19	410
10/28/2023	UAlbany	32	149	2	32	18	324	2	55	18	30	0	324	2	55	3	61	0	22	1	8	0	8	473
11/04/2023	Hampton	34	323	5	80	7	86	1	40	7	16	0	86	1	40	3	50	0	19	1	4	0	4	409
11/18/2023	at New Hampshire	36	102	2	27	16	271	3	56	16	26	0	271	3	56	2	23	0	23	2	108	1	89	373
Opponents		405	1947	22	80	186	2632	24	71	186	298	7	2632	24	71	31	657	0	41	20	295	1	89	4579
Maine		291	877	7	30	273	3081	27	73	273	425	13	3081	27	73	39	711	0	38	11	59	0	16	3958

Opponents Averages

Games	Avg/ rush	Avg/ catch	Pass effic	KR avg	PR avg	All purpose avg/game	Total offense avg/game
11	4.8	14.2	158.5	21.2	14.8	510.5	416.3

Date	Opponent	Tackles			Sacks	Fumble		Pass Defense			blkd kick	PAT attempts			off			
		ua	a	total		tfl-yds	no-yds	ff	fr-yds	int-yds		qbh	brup	kick	rush	rcv	saf	t/o
09/02/2023	at FIU	43	34	77	6.0-24	3-21	2	1-0	0-0	3	7	0	2-2	0	0	0	7	14
09/09/2023	at North Dakota St.	30	28	58	4.0-12	1-7	1	1-5	3-61	5	1	0	5-5	0	0	0	13	44
09/15/2023	Rhode Island	28	40	68	3.0-16	2-14	0	0-0	1-0	0	4	0	4-4	0	0	0	0	34
09/23/2023	at William & Mary	31	18	49	5.0-22	3-16	0	0-0	1-17	2	3	0	4-4	0	0	0	7	28
09/30/2023	Stony Brook	32	30	62	3.0-19	1-14	0	1-0	0-0	1	3	0	4-4	0	0	0	0	28
10/07/2023	at Richmond	31	18	49	10.0-44	3-26	1	0-0	2-0	2	3	0	6-6	0	0	0	0	42
10/14/2023	LIU	33	34	67	8.0-22	1-3	0	0-0	0-0	0	2	0	1-1	0	0	0	0	13
10/21/2023	at Campbell	24	32	56	3.0-25	1-3	2	1-0	2-6	0	4	0	4-5	0	0	0	14	34
10/28/2023	UAlbany	33	34	67	5.0-28	1-3	1	1-0	2-0	3	3	0	4-4	0	0	0	7	37
11/04/2023	Hampton	37	50	87	4.0-14	2-9	2	2-0	1-0	1	7	0	6-6	0	0	0	7	42
11/18/2023	at New Hampshire	39	24	63	6.0-42	3-38	1	1-0	1-0	2	7	0	5-5	0	0	0	7	44
Opponents		361	342	703	57.0-268	21-154	10	8-5	13-84	19	44	0	45-46	0	0	0	62	360
Maine		360	380	740	47.0-186	14-90	11	8-0	7-79	13	33	3	32-32	0	1	0	45	259

Date	Opponent	Punting								Field Goals			Kickoffs					
		no.	yds	avg	long	blkd	tb	fc	50+	i20	md-att	long	blkd	no.	yds	avg	tb	ob
09/02/2023	at FIU	5	169	33.8	53	0	0	3	1	2	0-0	0	0	3	193	64.3	2	0
09/09/2023	at North Dakota St.	1	44	44.0	44	0	0	1	0	0	3-3	40	0	9	553	61.4	0	1
09/15/2023	Rhode Island	1	39	39.0	39	0	1	0	0	0	2-2	47	0	7	400	57.1	1	0
09/23/2023	at William & Mary	4	179	44.8	52	0	1	0	2	0	0-0	0	0	5	265	53.0	1	0
09/30/2023	Stony Brook	5	163	32.6	40	0	0	4	0	1	0-1	0	0	5	321	64.2	1	0
10/07/2023	at Richmond	4	154	38.5	44	0	0	3	0	2	0-0	0	0	7	434	62.0	3	0
10/14/2023	LIU	3	112	37.3	43	0	0	0	0	0	2-3	40	1	4	251	62.8	2	0
10/21/2023	at Campbell	5	204	40.8	48	0	1	2	0	2	0-0	0	0	6	387	64.5	5	0
10/28/2023	UAlbany	2	91	45.5	48	0	1	0	0	0	1-1	22	0	7	364	52.0	0	0
11/04/2023	Hampton	5	141	28.2	48	1	0	1	0	0	0-0	0	0	7	331	47.3	0	0
11/18/2023	at New Hampshire	3	103	34.3	44	0	0	2	0	1	1-1	35	0	7	411	58.7	4	1
Opponents		38	1399	36.8	53	1	4	16	3	8	9-11	47	1	67	3910	58.4	19	2
Maine		50	2115	42.3	65	0	4	14	10	12	7-10	48	0	50	2922	58.4	13	3

2023 Boxscores

Maine at FIU (9/2/23)



Maine	12
FIU	14



Sept. 2, 2023 // FIU Stadium (16,878)

	1	2	3	4	OT	F
Maine	3	3	6	0		12
FIU	7	7	0	0		14

FIRST QUARTER

FIU - K. Mitchell 19 yd pass from K. Jenkins (L. Matias kick); 8 plays, 75 yds, TOP 2:55

ME - C. Williams 48 yd field goal; 5 plays, 28 yds, TOP 1:49

SECOND QUARTER

ME - C. Williams 28 yd field goal; 6 plays, 27 yds, TOP 1:59

FIU - K. Mitchell 62 yd pass from K. Jenkins (L. Matias kick); 3 plays, 69 yds, TOP 00:16

THIRD QUARTER

ME - T. Kenan 5 yd run (2-pt conversion, no good); 12 plays, 81 yds, TOP 5:48

TEAM STATISTICS

Category	MAINE	FIU
First Downs	27	14
Rushing Yards (Net)	165	13
Passing Yards (Net)	213	292
Comp.-Att.-Int.	21-44-0	15-30-1
Total Plays-Total Yards	85-378	54-305
Fumbles-Lost	3-1	3-2
Penalties-Yards	5-50	8-79
Punts-Yards (Avg.)	4-168 (42.0)	5-169 (33.8)
Punt Returns-Yards	0-0	2-34
Kickoff Returns-Yards	1-17	2-44
Interception Returns-Yards	1-0	0-0
Third-Down Conversions (%)	5-16 (31.3)	3-12 (25.0)
Fourth-Down Conversions (%)	1-3 (33.3)	0-3 (0.0)
Time of Possession	37:35	21:30
Sacks By-(Yards Lost)	3-22	3-21

INDIVIDUAL STATISTICS

RUSHING: MAINE - T. Kenan (24-108-1); J. Gay (11-81); D. Robertson (6-(-24)). **FIU** - S. Lawrence (7-26); A. Patterson (5-16); K. Jenkins (8-7); J. Bock II (1-(-7)); Team (3-(-29)).

PASSING: MAINE - D. Robertson (21-43-213-0-0); A. Harris (0-1-0-0). **FIU** - K. Jenkins (15-30-292-2-1).

RECEIVING: MAINE - M. Moss (3-50); J. Lamson (6-48); C. Heisey (3-39); T. Kenan (3-26); T. Ewing (1-14); M. Monios (2-14); B. Heald (1-13); J. Gay (1-6); R. Jones (1-3). **FIU** - K. Mitchell (9-201-2); D. Patterson (5-86); J. Bracey (1-5).

INTERCEPTIONS: MAINE - S. Smalls (1-0). **FIU** - None.

FUMBLES: MAINE - T. Kenan (2-1); D. Robertson (1-0). **FIU** - K. Mitchell (1-0); D. Patterson (1-1); J. Bock II (1-1).

Maine at NDSU (9/9/23)



Maine	7
#2 NDSU	44



Sept. 9, 2023 // Fargodome (15,044)

	1	2	3	4	OT	F
Maine	0	0	0	7		7
NDSU	6	10	14	14		44

FIRST QUARTER

NDSU - G. Crosta 27 yd field goal; 4 plays, 5 yds, TOP 2:00

NDSU - G. Crosta 40 yd field goal; 5 plays, 1 yd, TOP 1:51

SECOND QUARTER

NDSU - G. Crosta 31 yd field goal; 11 plays, 40 yds, TOP 5:09

NDSU - C. Miller 2 yd run (G. Crosta kick); 6 plays, 48 yds, TOP 1:37

THIRD QUARTER

NDSU - C. Miller 2 yd run (G. Crosta kick); 6 plays, 48 yds, TOP 1:37

NDSU - C. Miller 1 yd run (G. Crosta kick); 12 plays, 75 yds, TOP 6:38

FOURTH QUARTER

NDSU - C. Payton 61 yd run (G. Crosta kick); 2 plays, 59 yds, TOP 00:52

ME - J. Gay 13 yd run (C. Williams kick); 12 plays, 89 yds, TOP 6:43

NDSU - O. Johnson 1 yd run (G. Crosta kick); 9 plays, 59 yds, TOP 5:37

TEAM STATISTICS

Category	MAINE	NDSU
First Downs	13	25
Rushing Yards (Net)	106	264
Passing Yards (Net)	117	192
Comp.-Att.-Int.	18-29-3	17-24-0
Total Plays-Total Yards	54-223	71-456
Fumbles-Lost	1-1	1-0
Penalties-Yards	6-46	9-90
Punts-Yards (Avg.)	4-142 (35.5)	1-44 (44.0)
Punt Returns-Yards	0-0	1-(-1)
Kickoff Returns-Yards	8-178	1-41
Interception Returns-Yards	0-0	3-61
Third-Down Conversions (%)	3-11 (27.3%)	6-13 (46.2%)
Fourth-Down Conversions (%)	0-2 (0.0%)	1-3 (33.3%)
Time of Possession	25:00	35:00
Sacks By-(Yards Lost)	0-0	1-7

INDIVIDUAL STATISTICS

RUSHING: MAINE - T. Kenan (14-53); J. Gay (8-51-1); S. Sathler (1-5); D. Robertson (2-(-1)). **NDSU** - C. Payton (8-102-2); C. Miller (15-68-2); B. Kpeenu (6-36); TK Marshal (6-25); T. Williams (5-15); R. Nelson (2-14); O. Johnson (2-4-1); K. Steindorf (1-3); E. Green (1-1); Team (1-(-4)).

PASSING: MAINE - D. Robertson (18-29-117-0-3). **NDSU** - C. Miller (14-19-152); C. Payton (3-5-40).

RECEIVING: MAINE - J. Lamson (6-42); T. Kenan (3-28); J. Gillette (3-19); M. Moss (2-10); B. Heald (1-6); R. Jones (1-6); J. Gay (1-3); C. Heisey (1-3). **NDSU** - Z. Mathis (4-62); J. Stoffel (3-34); E. Green (2-28); J. Lippe (2-17); R. Nelson (2-15); C. Harris (1-12); O. Johnson (1-9); F. Diggins (1-8); B. Lance (1-7).

INTERCEPTIONS: MAINE - None. **FIU** - C. Wisniewski (2-26); L. Kopp (1-35).

FUMBLES: MAINE - R. Jones (1-1). **NDSU** - None.

Maine at Rhode Island (9/15/23)



#21 Rhode Island _____ 34
Maine _____ 17



Sept. 15, 2023 // Alford Stadium (4,813)

	1	2	3	4	OT	F
#21 URI	3	21	3	7		34
Maine	7	10	0	0		17

FIRST QUARTER

ME - T. Kenan 2 yd run (C. Williams kick); 12 plays, 75 yds, TOP 6:45
URI - T. Groff 47 yd field goal; 10 plays, 44 yds, TOP 3:30

SECOND QUARTER

URI - K. Summers 35 yd pass from K. Hill (T. Groff kick); 2 plays, 34 yds, TOP 1:00
ME - T. Kenan 15 yd run (C. Williams kick); 3 plays, 36 yds, TOP 1:25
URI - J. McKenzie 17 yd run (T. Groff kick); 8 plays, 56 yds, TOP 3:19
ME - C. Williams 37 yd field goal; 10 plays, 63 yds, TOP 2:21

THIRD QUARTER

URI - T. Groff 42 yd field goal; 10 plays, 26 yds, TOP 3:55

FOURTH QUARTER

URI - G. Sloat 10 yd run (T. Groff kick) 12 plays, 89 yds, TOP 5:48

TEAM STATISTICS

Category	URI	MAINE
First Downs	25	17
Rushing Yards (Net)	206	84
Passing Yards (Net)	234	187
Comp.-Att.-Int.	18-32-1	21-31-1
Total Plays-Total Yards	74-440	56-271
Fumbles-Lost	1-1	2-0
Penalties-Yards	3-25	8-76
Punts-Yards (Avg.)	2-62 (31.0)	7-336 (48.0)
Punt Returns-Yards	3-57	1-0
Kickoff Returns-Yards	3-66	5-96
Interception Returns-Yards	1-0	1-0
Third-Down Conversions (%)	13-18 (72.2%)	3-11 (27.3%)
Fourth-Down Conversions (%)	0-0 (0.0%)	0-0 (0.0%)
Time of Possession	32:14	27:46
Sacks By-(Yards Lost)	2-14	1-6

INDIVIDUAL STATISTICS

RUSHING: MAINE - T. Kenan (18-84-2); J. Gay (3-9); E. Mahan (1-4); J. Gillette (1-3); D. Robertson (2-(-14)). **URI** - J. McKenzie (17-121-1); G. Sloat (11-56-1); D. Silas (3-18); K. Hill (5-7); J. Griffin (4-7); Team (1-(-1)); D. Farrell (1-(-2)).

PASSING: MAINE - D. Robertson (21-31-187-0-1). **URI** - K. Hill (18-32-234-2-1).

RECEIVING: MAINE - J. Gillette (6-42); M. Moss (2-30); R. Jones (2-24); T. Ewing (1-21); J. Lamson (2-20); C. Heisey (2-17); M. Monios (2-13); T. Kenan (2-11); B. Heald (1-9). **URI** - K. Summers (6-130-1); J. McKenzie (1-31); B. Roark (2-17); J. Griffin (2-16); J. Erby (3-11); D. Savedge (2-11); M. Buchanan (1-11); G. Sloat (1-7).

INTERCEPTIONS: MAINE - A. Stewart (1-0). **URI** - F. Mallay (1-0).

FUMBLES: MAINE - None. **URI** - D. Silas (1-1)

Maine at William & Mary (9/23/23)



Maine _____ 3
#5 William & Mary _____ 28



Sept. 23, 2023 // Zable Stadium (7,365)

	1	2	3	4	OT	F
Maine	0	3	0	0		3
#5 W&M	0	7	14	7		28

SECOND QUARTER

WM - B. Yoder 1-yard run (C. Bonoffski kick); 12 plays, 93 yds, TOP 6:06
ME - C. Williams 20 yd FG; 10 plays, 49 yds, TOP 5:01

THIRD QUARTER

WM - D. Wilson 1 yd run (C. Bonoffski kick); 6 plays, 15 yds, TOP 3:04
WM - J. Mayo 2 yd pass from D. Wilson (C. Bonoffski kick); 6 plays, 86 yds, TOP 2:41

FOURTH QUARTER

WM - M. Lucas 4 yd run (C. Bonoffski kick); 17 plays, 80 yds, TOP 9:01

TEAM STATISTICS

Category	MAINE	W&M
First Downs	7	18
Rushing Yards (Net)	53	331
Passing Yards (Net)	85	59
Comp.-Att.-Int.	10-22-1	8-13-0
Total Plays-Total Yards	47-138	68-390
Fumbles-Lost	1-0	3-1
Penalties-Yards	5-45	8-75
Punts-Yards (Avg.)	9-413 (45.9)	5-207 (41.4)
Punt Returns-Yards	3-27	5-17
Kickoff Returns-Yards	4-59	1-19
Interception Returns-Yards	0-0	1-17
Third-Down Conversions (%)	3-13 (23.1%)	8-14 (57.1%)
Fourth-Down Conversions (%)	0-0 (0.0%)	0-0 (0.0%)
Time of Possession	23:08	36:52
Sacks By-(Yards Lost)	0-0	3-16

INDIVIDUAL STATISTICS

RUSHING: MAINE - T. Kenan (12-30); J. Gay (3-13); B. Santana-Fis (4-13); J. Gillette (1-8); S. Sathler (1-5); D. Robertson (4-(-16)). **WM** - B. Yoder (25-163-1); M. Imoh (12-103); M. Lucas (11-49-1); D. Wilson (5-17-1); D. Kendrick (1-1).

PASSING: MAINE - D. Robertson (10-22-1-83-0). **WM** - D. Wilson (8-13-0-59-1).

RECEIVING: MAINE - R. Jones (3-33); T. Kenan (3-18); C. Heisey (2-12); T. Ewing (1-16); M. Moss (1-6). **WM** - JT Mayo (3-29-1); T. McDonald (2-18); C. Jenkins (1-7); M. Imoh (1-5).

INTERCEPTIONS: MAINE - None. **WM** - R. Poole (1-17).

FUMBLES: MAINE - J. Gibson (1-0). **WM** - D. Wilson (1-0); T. McDonald (1-1); J. Jones (1-0).

Maine at Stony Brook (9/30/23)



Stony Brook	28
Maine	56



Sept. 30, 2023 // Alford Stadium (5,243)

	1	2	3	4	OT	F
Stony Brook	0	14	7	7		28
Maine	28	14	14	0		56

FIRST QUARTER

ME - T. Kenan 1 yd run (C. Williams kick); 6 plays, 33 yds, TOP 2:05
ME - J. Gillette 55 yd pass from D. Robertson (C. Williams kick); 4 plays, 80 yds, TOP 1:21
ME - T. Ewing 30 yd run (C. Williams kick); 2 plays, 63 yds, TOP 00:45
ME - M. Moss 41 yd pass from D. Robertson (C. Williams kick); 5 plays, 58 yds, TOP 2:02

SECOND QUARTER

SBU - J. Cook 47 yd pass from C. Case (S. Biscoe kick); 6 plays, 91 yds, TOP 2:42
ME - J. Gillette 34 yd pass from D. Robertson (C. Williams kick); 5 plays, 98 yds, TOP 2:04
SBU - C. Redman 51 yd pass from C. Case (S. Biscoe kick); 5 plays, 87 yds, TOP 2:26
ME - M. Moss 26 yd pass from D. Robertson (C. Williams kick); 4 plays, 51 yds, TOP 00:25

THIRD QUARTER

ME - T. Kenan 2 yd run (C. Williams kick); 10 plays, 75 yds, TOP 5:41
ME - C. Heisey 2 yd pass from D. Robertson (C. Williams kick) 3 plays, 2 yds, TOP 1:08
SBU - J. Cook 36 yd pass from C. Case (S. Biscoe); 3 plays, 55 yds, TOP 1:15

FOURTH QUARTER

SBU - RJ Lamarre 6 yd pass from C. Case (S. Biscoe); 5 plays, 62 yds, TOP 2:31

TEAM STATISTICS

Category	URI	MAINE
First Downs	19	25
Rushing Yards (Net)	131	87
Passing Yards (Net)	348	425
Comp.-Att.-Int.	22-37-1	29-35-0
Total Plays-Total Yards	66-479	65-512
Fumbles-Lost	2-2	1-1
Penalties-Yards	6-43	4-35
Punts-Yards (Avg.)	5-163 (32.6)	6-257 (42.8)
Punt Returns-Yards	1-14	0-0
Kickoff Returns-Yards	8-181	3-38
Interception Returns-Yards	0-0	1-55
Third-Down Conversions (%)	4-13 (30.8%)	3-10 (30.0%)
Fourth-Down Conversions (%)	0-2 (0.0%)	0-0 (0.0%)
Time of Possession	29:25	30:35
Sacks By-(Yards Lost)	1-14	3-15

INDIVIDUAL STATISTICS

RUSHING: MAINE - T. Ewing (1-30-1); T. Kenan (9-24-2); S. Sathler (3-13); A. Pereira (2-8); J. Gillette (1-8); J. Gay (5-8); B. Santana-Fis (2-6); Team (1-(-1)); A. Harris (5-(-16)). **SBU** - S. Carson (9-59); R. Tallarico (8-35); R. Dempster (4-32); J. Cook (4-5); C. Case (4-0)

PASSING: MAINE - D. Robertson (25-30-394-5-0). **SBU** - C. Case (22-37-348-4-1)

RECEIVING: MAINE - M. Moss (5-108-2); J. Gillette (4-96-2); J. Lamson (4-65); M. Monios (3-44); T. Kenan (4-35); T. Ewing (2-22); R. Jones (1-14); E. Wallace (1-13); E. Mahan (1-12); C. Heisey (2-10-1); J. Gay (1-4); B. Heald (1-2). **SBU** - J. Cook (7-117-2); A. Johnson (5-88); C. Redman (3-64-1); J. Freeman (2-42); C. Bunicii (1-15); RJ Lamarre (2-12-1); R. Hart Jr. (2-10)

INTERCEPTIONS: MAINE - A. Stewart (1-55). **SBU** - None.

FUMBLES: MAINE - A. Harris (1-1). **SBU** - C. Case (1-1); J. Cook (1-1)

Maine at Richmond (10/7/2022)



Maine	31
Richmond	42



Oct. 7, 2023 // Robins Stadium (6,099)

	1	2	3	4	OT	F
Maine	17	7	0	7		31
Richmond	14	21	7	0		42

FIRST QUARTER

M - J. Gillette 73 yd pass from D. Robertson (C. Williams kick); 2 plays, 78 yds, TOP 00:40
M - T. Banks 24 yd pass from M. Moss (C. Williams kick); 3 plays, 99 yds, TOP 1:26
R - B. Heagarty 65 yd pass from C. Coleman (A. Lopez kick); 2 plays, 75 yds, TOP 00:34
M - C. Williams 23 yd field goal; 9 plays, 79 yds, TOP 5:12
R - N. DeGennaro 56 yd pass from C. Coleman (A. Lopez kick); 3 plays, 72 yds, TOP: 124

SECOND QUARTER

R - Q. Veney 13 yd pass from C. Coleman (A. Lopez kick); 6 plays, 72 yds, TOP 3:07
R - N. DeGennaro 13 yd pass from C. Coleman (A. Lopez kick); 9 plays, 78 yds, TOP 4:13
M - J. Gillette 50 yd pass from D. Robertson (C. Williams kick); 3 plays, 75 yds, TOP 1:33
R - L. Ellis 11 yd pass from C. Coleman (A. Lopez kick); 8 plays, 75 yds, TOP 4:11

THIRD QUARTER

R - N. DeGennaro 2 yd pass from C. Coleman (A. Lopez kick); 11 plays, 49 yds, TOP 6:18

FOURTH QUARTER

M - J. Gillette 2 yd pass from A. Harris (C. Williams kick); 6 plays, 27 yds, TOP 2:41

TEAM STATISTICS

Category	MAINE	RICHMOND
First Downs	17	23
Rushing Yards (Net)	11	96
Passing Yards (Net)	410	391
Comp.-Att.-Int.	27-37-2	26-37-2
Total Plays-Total Yards	55-421	69-487
Fumbles-Lost	1-0	0-0
Penalties-Yards	4-45	6-55
Punts-Yards (Avg.)	5-227 (45.4)	4-154 (38.5)
Punt Returns-Yards	0-0	2-18
Kickoff Returns-Yards	4-75	4-92
Interception Returns-Yards	2-12	2-0
Third-Down Conversions (%)	2-11 (18.2%)	7-14 (50.0%)
Fourth-Down Conversions (%)	1-2 (50.0%)	0-0 (0.0%)
Time of Possession	26:14	33:46
Sacks By-(Yards Lost)	0-0	3-26

INDIVIDUAL STATISTICS

RUSHING: MAINE - T. Kenan (1-15); T. Banks (4-10); T. Ewing (1-6); B. Santana-Fis (4-0); J. Gay (4-(-2)); A. Harris (3-(-5)); D. Robertson (1-(-13)). **RICH** - S. Smith (12-53); M. Howard (6-21); F. Webb (4-19); C. Coleman (6-10); J. Hardy (1-(-1)); Team (3-(-6)).

PASSING: MAINE - D. Robertson (18-25-2-315-2); A. Harris (6-11-0-71-1); M. Moss (1-1-0-24-1). **RICH** - C. Coleman (25-36-2-365-6); S. Smith (1-1-0-26-0).

RECEIVING: MAINE - J. Gillette (8-169-3); M. Moss (6-72); T. Banks (4-30-1); C. Heisey (3-10); B. Heald (2-77); E. Mahan (1-23); M. Monios (1-15); T. Ewing (1-9); J. Lamson (1-5). **RICH** - N. DeGennaro (8-113-3); C. Deveney (4-49); L. Ellis (3-45-1); Q. Veney (3-36-1); S. Smith (3-16); B. Heagarty (2-73-1); J. Garcia Jr. (1-27); C. Coleman (1-26); I. Wilson (1-6)

INTERCEPTIONS: MAINE - A. Kamara (1-12); D. Matthews (1-0). **RICH** - D. Stocker (1-0); J. Hayes (1-0).

Maine vs. LIU (10/14/23)



LIU	13
Maine	24



Oct. 14, 2023 // Alford Stadium (8,588)

	1	2	3	4	OT	F
LIU	7	3	3	0		13
Maine	7	0	7	10		24

FIRST QUARTER

LIU - M. Love 71 yd pass from E. Greenwood (M. Coney kick); 3 plays, 75 yds, TOP 1:13

ME - M. Moss 13 yd pass from D. Robertson (C. Williams kick); 14 plays, 80 yds, TOP 7:42

SECOND QUARTER

LIU - M. Coney 30 yd field goal; 7 plays, 70 yds, TOP 3:51

ME - J. Gillette 34 yd pass from D. Robertson (C. Williams kick); 5 plays, 98 yds, TOP 2:04

THIRD QUARTER

ME - J. Lamson 2 yd pass from D. Robertson (C. Williams kick); 14 plays, 85 yds, TOP 6:51

LIU - M. Coney 40 yd field goal; 8 plays, 48 yds, TOP 4:13

FOURTH QUARTER

ME - T. Ewing 51 yd pass from D. Robertson (C. Williams kick); 7 plays, 75 yds, TOP 3:48

ME - C. Williams 30 yd field goal; 11 plays, 25 yds, TOP 5:46

TEAM STATISTICS

Category	LIU	MAINE
First Downs	15	21
Rushing Yards (Net)	164	104
Passing Yards (Net)	193	235
Comp.-Att.-Int.	13-20-2	20-32-0
Total Plays-Total Yards	55-357	67-339
Fumbles-Lost	2-1	0-0
Penalties-Yards	7-59	6-60
Punts-Yards (Avg.)	3-112 (37.3)	4-144 (36)
Punt Returns-Yards	1-17	1-6
Kickoff Returns-Yards	3-52	2-39
Interception Returns-Yards	0-0	2-12
Third-Down Conversions (%)	6-12 (50.0%)	9-16 (56.3%)
Fourth-Down Conversions (%)	0-1 (0.0%)	1-1 (100.0%)
Time of Possession	24:19	35:41
Sacks By-(Yards Lost)	1-3	2-13

INDIVIDUAL STATISTICS

RUSHING: MAINE - T. Banks (21-73); B. Santana-Fis (5-20); J. Gay (5-8); D. Robertson (3-4); Team (1-(-1)). **LIU** - E. Greenwood (21-69); A. Smith-Mack (3-30); P. Bowen (7-27); J. Dawkins (1-15); O. Glascoe (1-12); M. Love (1-11); K. Petteway (1-0).

PASSING: MAINE - D. Robertson (20-32-235-3-0). **LIU** - E. Greenwood (13-20-193-1-2)

RECEIVING: MAINE - J. Gillette (8-102); T. Ewing (1-51-1); M. Moss (3-29-1); C. Heisey (2-26); J. Lamson (3-16-1); B. Heald (1-6); R. Jones (2-5). **LIU** - M. Love (2-83-1); D. Wells (3-28); J. Dawkins (1-26); K. Petteway (3-20); O. Glascoe (3-18); C. Howell (1-18).

INTERCEPTIONS: MAINE - A. Stewart (1-0); K. Brown (1-12). **LIU** - None.

FUMBLES: MAINE - None. **LIU** - C. Howell (1-1); S. Paul (1-0).

Maine at Campbell (10/21/23)



Maine	28
Campbell	34



Oct. 21, 2023 // Barker-Lane Stadium (5,357)

	1	2	3	4	OT	F
Maine	7	0	7	14		28
Campbell	7	21	6	0		34

FIRST QUARTER

ME - J. Lamson 11 yd pass from D. Robertson (C. Williams kick); 7 plays, 80 yds, TOP 3:07

CAMP - L. McDowell 1 yd run (C. Dowden kick); 11 plays, 65 yds, TOP 4:38

SECOND QUARTER

CAMP - J. Provillon 5 yd pass from H. Williams (C. Dowden kick); 13 plays, 81 yds, TOP 5:26

CAMP - L. McDowell 7 yd run (C. Dowden kick); 3 plays, 48 yds, TOP 1:32

CAMP - C. McKay 5 yd run (C. Dowden kick); 5 plays, 72 yds, TOP 2:46

THIRD QUARTER

ME - J. Lamson 26 yd pass from D. Robertson (C. Williams kick); 3 plays, 35 yds, TOP 00:51

CAMP - J. Kelsey 33 yd pass from H. Williams (Kick blocked); 9 plays, 72 yds, TOP 4:24

FOURTH QUARTER

ME - R. Jones 33 yd pass from D. Robertson (C. Williams kick); 9 plays, 75 yds, TOP 3:16

ME - R. Jones 18 yd pass from D. Robertson (C. Williams kick) 9 plays, 65 yds, TOP 3:39

TEAM STATISTICS

Category	MAINE	CAMPBELL
First Downs	21	25
Rushing Yards (Net)	-7	168
Passing Yards (Net)	499	242
Comp.-Att.-Int.	37-54-2	26-33-0
Total Plays-Total Yards	65-492	72-410
Fumbles-Lost	2-1	1-1
Penalties-Yards	8-76	3-25
Punts-Yards (Avg.)	4-148 (37)	5-204 (40.8)
Punt Returns-Yards	2-9	1-19
Kickoff Returns-Yards	1-17	1-28
Interception Returns-Yards	0-0	2-6
Third-Down Conversions (%)	6-11 (54.5%)	5-10 (50.0%)
Fourth-Down Conversions (%)	0-1 (0.0%)	0-0 (0.0%)
Time of Possession	27:36	32:24
Sacks By-(Yards Lost)	1-8	1-3

INDIVIDUAL STATISTICS

RUSHING: MAINE - T. Banks (4-6); J. Gay (2-4); J. Gillette (1-3); B. Santana-Fis (1-1); D. Robertson (-3); Team (1-(-18)). **CAMP** - L. McDowell (26-114-2); H. Williams (4-22); C. McKay (6-22-1); N. Rogers (1-12); Team (2-(-2)).

PASSING: MAINE - D. Robertson (36-52-503-4-2); M. Moss (0-1-0-0-0); A. Harris (1-1-(-4)-0-0). **CAMP** - H. Williams (26-33-242-2-0).

RECEIVING: MAINE - J. Gillette (6-135); J. Lamson (5-71-2); M. Mornos (3-59); R. Jones (3-58-2); T. Banks (5-56); M. Moss (6-53)T. Ewing (3-31); C. Heisey (2-18); D. McKeivitt (1-14); B. Heald (1-4); E. Mahan (1-4); D. Robertson (1-(-4)). **CAMP** - VJ Wilkins (8-79); C. Fitzgerald (5-46); J. Kelsey (2-36-1); A. Santiago (3-24); B. Fitez (2-19); N. Rogers (1-12); S. Henry (1-12); E. Anderson (1-6); J. Provillon (1-5-1); L. McDowell (2-3).

INTERCEPTIONS: MAINE - None. **CAMP** - T. Booker (1-4); T. Royal (1-4).

FUMBLES: MAINE - B. Santana-Fis (1-1); Team (1-0) **CAMP** - C. Fitzgerald (1-1).

Maine vs. UAlbany (10/28/23)



UAlbany	37
Maine	21



Oct. 28, 2023 // Alford Stadium (3,932)

	1	2	3	4	OT	F
UAlbany	10	14	13	0		37
Maine	7	7	0	7		21

FIRST QUARTER

ME - J. Lamson 8 yd pass from D. Robertson (C. Williams kick); 8 plays, 69 yds, TOP 4:15

UA - B. Easton 22 yd pass from R. Poffenbarger (J. Opalko kick); 4 plays, 40 yds, TOP 1:42

UA - J. Opalko 22 yd field goal; 5 plays, 54 yds, TOP 1:25

SECOND QUARTER

UA - B. Abraham 68 yd fumble recovery (J. Opalko kick)

ME - M. Monios 4 yd pass from D. Robertson (C. Williams kick); 14 plays, 75 yds, TOP 6:28

UA - B. Easton 53 yd pass from R. Poffenbarger (J. Opalko kick); 7 plays, 88 yds, TOP 2:31

THIRD QUARTER

UA - F. Aden 11 yd run (Throw failed; 7 plays, 71 yds, TOP 3:34)

UA - F. Aden 12 yd run (J. Opalko kick); 6 plays, 78 yds, TOP 2:19

FOURTH QUARTER

ME - T. Kenan 11 yd pass from D. Robertson (C. Williams kick); 6 plays, 38 yds, TOP 2:25

TEAM STATISTICS

Category	UA	MAINE
First Downs	21	21
Rushing Yards (Net)	149	92
Passing Yards (Net)	324	220
Comp.-Att.-Int.	18-30-0	29-43-2
Total Plays-Total Yards	62-473	67-312
Fumbles-Lost	0-0	1-1
Penalties-Yards	7-53	3-17
Punts-Yards (Avg.)	2-91 (45.5)	3-108 (36.0)
Punt Returns-Yards	1-8	1-8
Kickoff Returns-Yards	3-61	4-115
Interception Returns-Yards	2-0	0-0
Third-Down Conversions (%)	6-12 (50.0%)	7-14 (50.0%)
Fourth-Down Conversions (%)	1-3 (33.3%)	3-3 (100.0%)
Time of Possession	29:07	30:53
Sacks By-(Yards Lost)	0-0	0-0

INDIVIDUAL STATISTICS

RUSHING: MAINE - B. Santana-Fis (4-37); R. Jones (1-30); T. Kenan (5-14); T. Banks (8-14); D. Robertson (4-4); Team (1-(-1)); J. Gillette (1-(-6)). **UA** - F. Aden (22-141-2); R. Poffenbarger (2-6); N. Larkins (3-2); G. Woodell (3-2); Team (2-(-2)).

PASSING: MAINE - D. Robertson (29-43-220-3-2). **UA** - R. Poffenbarger (18-30-324-2-0).

RECEIVING: MAINE - M. Monios (10-96-1); J. Lamson (6-55-1); B. Heald (2-27); M. Moss (6-18); T. Kenan (2-14-1); J. Gillette (1-7); C. Heisey (2-3). **UA** - M. Dietz (7-150); B. Easton (4-129-2); J. Hicks (3-29); I. Renninger (1-6); F. Aden (1-5); L. Wentz (1-3); G. Woodell (1-2);

INTERCEPTIONS: MAINE - None. **UA** - I. Duffy (1-0); J. Greaney (1-0)

FUMBLES: MAINE - D. Robertson (1-1). **UA** - None.

Maine vs. Hampton (11/4/23)



Hampton	42
Maine	37



Nov. 4, 2023 // Alford Stadium (3,115)

	1	2	3	4	OT	F
Hampton	7	7	14	14		42
Maine	7	21	7	0		35

FIRST QUARTER

M - R. Jones 19 yd pass from D. Robertson (C. Williams kick); 12 plays, 65 yds, TOP 6:57

H - E. Burris 1 yd run (B. Csehoski kick); 5 plays, 75 yds, TOP 2:36

SECOND QUARTER

M - R. Jones 10 yd pass from D. Robertson (C. Williams kick); 9 plays, 72 yds, TOP 5:08

H - C. Zellous 4 yd run (B. Csehoski kick); 4 plays, 75 yds, TOP 1:30

M - J. Lamson 49 yd pass from D. Robertson (C. Williams kick); 5 plays, 94 yds, TOP 2:33

M - C. Heisey 1 yd pass from D. Robertson (C. Williams kick); 8 plays, 45 yds, TOP 2:55

THIRD QUARTER

H - E. Burris 80 yd run (B. Csehoski kick); 2 plays, 75 yds, TOP 00:19

M - R. Jones 9 yd pass from D. Robertson (C. Williams kick); 9 plays, 71 yds, TOP 4:45

H - R. Copeland 40 yd pass from C. Zellous (B. Csehoski kick); 6 plays, 67 yds, TOP 2:40

FOURTH QUARTER

H - E. Burris 7 yd run (B. Csehoski kick); 7 plays, 80 yds, TOP 2:40

H - E. Burris 7 yd run (B. Csehoski kick); 8 plays, 38 yds, TOP 4:01

TEAM STATISTICS

Category	HAM	MAINE
First Downs	14	30
Rushing Yards (Net)	323	151
Passing Yards (Net)	86	375
Comp.-Att.-Int.	7-16-0	29-47-1
Total Plays-Total Yards	50-409	81-526
Fumbles-Lost	1-0	3-2
Penalties-Yards	7-51	12-85
Punts-Yards (Avg.)	5-141 (28.2)	2-78 (39)
Punt Returns-Yards	1-4	3-9
Kickoff Returns-Yards	3-50	5-49
Interception Returns-Yards	1-0	0-0
Third-Down Conversions (%)	4-10 (40.0%)	6-13 (46.2%)
Fourth-Down Conversions (%)	1-1 (100.0%)	3-5 (60.0%)
Time of Possession	22:53	37:07
Sacks By-(Yards Lost)	1-6	1-5

INDIVIDUAL STATISTICS

RUSHING: MAINE - T. Kenan (16-88); B. Santana-Fis (8-37); J. Gay (8-29); D. Robertson (2-(-3)). **H** - E. Burris (14-173-4); D. Butts (5-72); C. Zellous (10-67-1); J. Snipes (4-12); Team (1-(-1)).

PASSING: MAINE - D. Robertson (28-46-349-5-1); A. Harris (1-1-26-0-0). **H** - C. Zellous (7-16-86-1-0).

RECEIVING: MAINE - J. Lamson (8-180-1); T. Kenan (5-66); M. Monios (6-46); R. Jones (4-43-3); M. Moss (3-32); E. Wallace (1-4); J. Gay (1-3); C. Heisey (1-1-1). **H** - R. Copeland (3-60-1); D. Moultrie (2-17); T. Thompson (1-5); E. Burris (1-4).

INTERCEPTIONS: MAINE - None **H** - D. Burton (1-0)

FUMBLES: MAINE - M. Monios (1-0); B. Santana-Fis (1-1); T. Kenan (1-1). **H** - C. Zellous (1-0)

2023 Boxscores

Maine at UNH (11/18/23)



Maine	25
New Hampshire	44



Nov. 18, 2023 // Wildcat Stadium (6,727)

	1	2	3	4	OT	F
Maine	0	17	0	8		25
UNH	13	21	7	3		44

FIRST QUARTER

UNH - L. Tomlinson 2 yd pass from M. Broxmer (N. Mazzie kick); 12 plays, 75 yds, TOP 6:03

UNH - K. Lepkowski 56 yd pass from M. Broxmer; 6 plays, 67 yds, TOP 2:01

SECOND QUARTER

ME - J. Lamson 2 yd pass from D. Robertson (C. Williams kick); 12 plays, 65 yds., TOP 5:32

UNH - M. Thomason 10 yd pass from M. Brosmer (N. Mazzie kick); 7 plays, 50 yds, TOP 2:42

ME - T. Ewing 14 yd pass from D. Robertson (C. Williams kick); 4 plays, 75 yds, TOP 1:54

UNH - M. Brosmer 10 yd run (N. Mazzie kick); 2 plays, 35 yds, TOP 00:26

UNH - I. Seide 1 yd run (N. Mazzie kick); 4 plays, 37 yds, TOP 1:33

ME - C. Williams 25 yd field goal; 15 plays, 68 yds, TOP 6:04

THIRD QUARTER

UNH - M. Thomason 89 yd punt return (N. Mazzie kick)

FOURTH QUARTER

UNH - N. Mazzie 35 yd field goal; 9 plays, 47 yds, TOP 3:49

ME - C. Heisey 12 yd pass from D. Robertson (E. Mahan pass); 10 plays, 75 yds, TOP 5:10

TEAM STATISTICS

Category	MAINE	UNH
First Downs	22	20
Rushing Yards (Net)	31	102
Passing Yards (Net)	315	271
Comp.-Att.-Int.	35-51-1	16-26-0
Total Plays-Total Yards	73-346	62-373
Fumbles-Lost	1-1	1-0
Punts-Yards (Avg.)	3-147 (49.0)	3-103 (34.3)
Punt Returns-Yards	0-0	2-108-1
Kickoff Returns-Yards	2-28	2-23
Interception Returns-Yards	0-0	1-0
Third-Down Conversions (%)	7-15 (46.7%)	8-13 (61.5%)
Fourth-Down Conversions (%)	2-4 (50.0%)	1-1 (100.0%)
Time of Possession	33:10	26:50
Sacks By-(Yards Lost)	3-21	3-38

INDIVIDUAL STATISTICS

RUSHING: MAINE - T. Kenan (11-48); T. Ewing (1-13); J. Gay (5-6); E. Mahan (2-2); D. Robertson (3--38). **UNH** - M. Thomason (16-55); M. Brosmer (7-18-1); I. Seide (8-18-1); T. Pereira (4-12); Team (1--(-1)).

PASSING: MAINE - D. Robertson (32-51-315-3-1). **UNH** - M. Brosmer (16-26-271-3-0).

RECEIVING: MAINE - T. Ewing (7-79-1); R. Jones (5-54); J. Lamson (8-50-1); C. Heisey (2-48-1); B. Heald (3-46); T. Kenan (5-28); M. Monios (1-9); E. Wallace (1-1). **UNH** - L. Thomlinson (8-121-1); C. Burke (3-62); K. Lepkowski (1-56-1); J. Corcoran (2-21); M. Thomason (2-11-1).

INTERCEPTIONS: MAINE - None. **UNH** - J. Eichman (1-0)

FUMBLES: MAINE - D. Robertson (1-1). **UNH** - None.



This is CAA Football



CAA Football has established itself as one of the nation's premier FCS power conferences for more than a decade due to its on-field success, national exposure and the achievements of its student-athletes in the classroom, in the community and at the next level.

CAA Football made history in 2018 by becoming the first conference to ever have six teams (Delaware, Elon, James Madison, Maine, Stony Brook and Towson) receive berths in the NCAA Division I Football Championship. Ten of the CAA's 12 teams have made the playoffs since 2015. The league has had multiple teams in the playoffs for the past 28 years and at least three squads in the field for the past 13 seasons. A CAA team has competed for the national championship in eight of the past 14 years.

CAA Football continued its success against non-conference opponents in 2018, finishing 22-9 against FCS foes and 24-19 overall. The league posted two victories over FBS competition for the third year in a row as Villanova knocked off city rival Temple, 19-17, and Maine rallied past Western Kentucky, 31-28. CAA Football teams have now recorded 38 wins over FBS opponents in its history.

A strong presence in the national rankings was another constant in 2018 as CAA Football led all conferences with six teams in the final Top 25 polls. Maine, James Madison, Stony Brook, Elon, Towson and Delaware were ranked in both the STATS and AFCA polls, with Rhode Island among other teams receiving votes. Ten of the 12 CAA teams were either ranked or receiving votes in the national polls at some point during the season.

A total of 19 CAA Football players were named to one or more All-America teams in 2018, while six players and one coach were selected as finalists for national Player/Coach of the Year awards from STATS.

CAA Football continues to provide a path to the next level, with three players selected in the 2018 NFL Draft. Delaware safety Nasir Adderley was picked in the second round by the Los Angeles Chargers, Elon offensive tackle Oli Udoh was chosen in the sixth round by the Minnesota Vikings and JMU cornerback Jimmy Moreland went to the Washington Redskins in round seven. The conference has had multiple players picked in each NFL Draft since 2006.

CAA Football begins a new broadcast agreement this season with partner FloSports, which will televise at least 50 games across their digital platform. In addition, several teams will have contests televised on regional sports networks. The CAA's national appeal was showcased in 2017 when ESPN's iconic College Gameday show aired live from James Madison on Oct. 14 prior to the Dukes' conference showdown with Villanova. It was College Gameday's second trip to Harrisonburg in a three-year period.

CAA Football's emphasis on its players' off-the-field achievements was evident again in 2018. Stony Brook's Chris Infantino was the recipient of the Chuck Boone Leadership Award, which honors the player who best embodies the highest standards of leadership, integrity, teamwork and sportsmanship in his academic and athletic pursuits. Richmond's Griffin Trau was selected as CAA Football's Scholar-Athlete of the Year and was

honored on the FCS ADA Academic All-Star Team.

Showing a desire to unite behind a common cause, all 12 CAA Football schools partnered with the Be the Match Foundation in 2018. Former Villanova coach Andy Talley has been a driving force nationally for the program, which raises awareness of the need for bone marrow donors.

CAA Football has enjoyed a tremendous record in the postseason, earning 108 total playoff berths and placing at least three teams in the field every year since 2006. The league's 108 all-time wins in the NCAA playoffs are second-most of any FCS conference, and the conference has further established its presence at the national level by placing 14 teams in the national semifinals over the past 13 seasons.

James Madison took home the national championship in 2016 with a 28-14 victory over Youngstown State. It was the third title in a decade and sixth overall for CAA Football. Villanova captured the 2009 national championship and Richmond claimed its first FCS crown in 2008. In 2004, JMU won the national championship, becoming the first team since the field expanded to 16 teams in 1986 to reach the final after winning three road playoff games.

CAA Football Media Services

For information on CAA Football, please contact:

Rob Washburn, Associate Commissioner - Communications Email: rwashburn@caasports.com

CAA Football Phone: 804-754-1616

CAA Football Fax: 804-754-1830

WEEKLY COACHES' MEDIA TELECONFERENCE

The CAA Football coaches will hold a weekly teleconference for the media beginning in August and continuing each Monday through the end of the 2022 season. Each coach will be available for 10 minutes. Media representatives wishing to participate in the teleconference should contact the CAA Football office for the phone number and schedule.

CAA FOOTBALL ON THE WEB...CAASPORTS.COM

The official web site of CAA Football features current information on all facets of the league, including the 13 football playing members. Standings along with team-by-team and composite results are updated after each game. National polls, weekly award winners and team notebooks are updated early each week. The site also contains schedules, television listings, past conference records and much more. Be sure to check out the CAA Media Center for video highlights of action from around the league.

WEEKLY RELEASE, AWARDS, STATISTICS

Media can access Adobe Acrobat PDF files of the complete weekly release, including conference and team-by-team statistics, by logging on to www.CAASports.com. Weekly releases will also be sent via email to a number of accredited media outlets around the league. Media representatives should contact the CAA Football office to be added to the email list. CAA Football names offensive, defensive, rookie and special teams Players of the Week each Monday morning during the season. Winners, announced at the beginning of the weekly teleconference, are chosen from nominations provided by CAA Football sports information directors. The information will also be available from the CAA Football office via release as well as on the league's website.

CAA FOOTBALL STAFF

Commissioner-Joe D'Antonio; Deputy Commissioner, SWA-Jennifer Condaras; Associate Commissioner for Communications-Rob Washburn; Associate Commissioner for Broadcast & Multimedia Services-Ed Winsper; Assistant Commissioner Digital Engagement & Social Promotion-Jamie Greer; Associate Commissioner - Compliance & Governance-John Heck



CAA Standings

	-----CONFERENCE-----		-----OVERALL-----	
	W-L	Pct.	W-L	Pct.
Villanova	7-1	.875	10-3	.769
UAlbany	7-1	.875	11-4	.733
Richmond	7-1	.875	9-4	.692
Delaware	6-2	.9-4	9-4	.692
Elon	6-2	.750	6-5	.545
Rhode Island	4-4	.500	6-5	.545
William & Mary	4-4	.500	6-5	.545
UNH	4-4	.500	6-5	.545
Campbell	4-4	.500	5-6	.455
Towson	4-4	.500	5-6	.455
Hampton	3-5	.375	5-6	.455
Monmouth	3-5	.375	4-7	.364
Maine	1-7	.125	2-9	.182
NC A&T	0-8	.000	1-10	.091
Stony Brook	0-8	.000	0-10	.000

- NCAA Playoff Participant // * - Conference Regular Season Champion // ^ - National Champion Runner-up

>> CAA MAJOR AWARDS

Offensive	Jaden Shirden (Monmouth)
Defensive	Dylan Kelly (UAlbany)
Coach	Greg Gattuso (UAlbany)
Special Teams	Dylan Laube (UNH)
Offensive Rookie	Griffin Woodell (UAlbany)
Defensive Rookie	Syed Gibbs (Rhode Island)
Chuck Boone Leadership	Max Brosmer (UNH)

Delaware rolled past Colgate, 40-0, to capture the first title-game shut-out in 2003. Former league member Massachusetts earned a national championship in 1998.

CAA Football boasts a total of 30 individual national award winners in league history. Villanova quarterback John Robertson (2014), Old Dominion quarterback Taylor Heinicke (2012), New Hampshire quarterback Ricky Santos (2006), William & Mary quarterback Lang Campbell (2004), Villanova running back Brian Westbrook (2001), Nova wide receiver Brian Finneran (1997), UNH running back Jerry Azumah (1998) and Towson running back Dave Meggett (1998) all earned the Walter Payton Award as the top offensive player in FCS under the league banner. UNH linebacker Matt Evans (2011), James Madison defensive lineman Arthur Moats (2009), and JMU linebacker Derrick Lloyd (2001) each received the Buck Buchanan Award as the top defensive player in FCS, while JMU defensive lineman Andrew Ankrah was chosen as the FCS ADA Defensive Player of the Year in 2017. Robertson (2012) and Towson's Terrance West (2011) are past recipients of the Jerry Rice Award as the top freshman in FCS. New Hampshire's Sean McDonnell (2005 and 2014), Towson's Rob Ambrose (2011), JMU's Mickey Matthews (1999 and 2008), Villanova's Andy Talley (1997) and Boston University's Dan Allen (1993) are past Eddie Robinson Award winners from the league as the top coach in FCS. Maine's Joe Harasymiak (2018), JMU's Mike Houston (2016), McDonnell (2014), Matthews (2004), Talley (1997 and 2009), Delaware's K.C. Keeler (2010), Richmond's Mike London (2008), and Massachusetts' Mark Whipple (1998) have all garnered the AFCA National Coach of the Year honor. Stony Brook's Chris Infantino received the STATS Doris Robinson Scholar-Athlete Award in 2018.

The league remains successful beyond the collegiate playing field. CAA Football has had 119 players drafted by NFL franchises dating back to 1948. A total of 41 players have been selected in the draft over the last 14 years, including 2013 Super Bowl MVP Joe Flacco of Delaware (18th overall to the Baltimore Ravens in 2008). More than 30 players currently join Flacco on active NFL rosters.

CAA Football's geographic footprint extends up and down the East Coast, with schools located from Maine to North Carolina. Members include UAlbany, Delaware, Elon, James Madison, Maine, New Hampshire, Rhode Island, Richmond, Stony Brook, Towson, Villanova and William and Mary. Joe D'Antonio is in his fourth year as commissioner of CAA Football and the Colonial Athletic Association.

While CAA Football officially began March 1, 2007, its roots date back more than 60 years. On December 3, 1946, the Code of the Yankee Conference went into effect. Established as an all-sports conference for the New England land grant colleges, the six charter members included Connecticut, Maine, Massachusetts, New Hampshire, Rhode Island and Vermont. Upon the formation of Division I-AA football in 1978, the league disbanded all sports except for football. Delaware and Richmond were admitted to the conference in 1986, Villanova was added in 1988 and James Madison, Northeastern and William and Mary joined the league in 1993. The Atlantic 10 assumed operational control of the conference from 1997-2006, with Hofstra becoming part of the league in 2001 and Towson joining the group in 2004. With the conference under the CAA Football banner, UAlbany and Stony Brook were welcomed in 2013, followed by Elon in 2014.

The league added Hampton and Monmouth in 2022 and North Carolina A&T and Campbell in 2023.



NCAA/CAA Team Rankings

Maine - 2023-24 Football Ranking Summary thru games 01/07/2024

Statistic	National Rank	Conference Rank	Value	National Leader	Value	Conference Leader	Value
3rd Down Conversion Pct (122 ranked)	56	9	0.386	South Dakota St.	0.535	Campbell	0.454
3rd Down Conversion Pct Defense (122 ranked)	118	14	0.496	Merrimack	0.228	Richmond	0.293
4th Down Conversion Pct (121 ranked)	54	8	0.524	South Dakota St.	0.818	Richmond	0.688
4th Down Conversion Pct Defense (121 ranked)	3	1	0.286	Ark.-Pine Bluff	0.077	Maine	0.286
Blocked Kicks (70 ranked)	24	3	3	New Hampshire	11	New Hampshire	11
Blocked Kicks Allowed (122 ranked)	1	1	0	19 teams tied	0	Maine	0
Blocked Punts (18 ranked)	18	3	1	ETSU New Hampshire Yale	5 5 5	New Hampshire	5
Blocked Punts Allowed (122 ranked)	1	1	0	54 teams tied	0	6 teams tied	0
Completion Percentage (122 ranked)	25	4	0.642	Samford	0.717	Campbell	0.702
Defensive TDs (54 ranked)				Mercer Richmond San Diego	5 5 5	Richmond	5
Fewest Penalties (122 ranked)	47	4	65	Northwestern St.	27	Delaware	61
Fewest Penalties Per Game (122 ranked)	51	5	5.91	Harvard	3.40	Delaware	4.69
Fewest Penalty Yards (122 ranked)	48	3	575	Northwestern St.	245	Monmouth	534
Fewest Penalty Yards Per Game (122 ranked)	54	6	52.27	Harvard	29.40	Villanova	44.46
First Downs Defense (122 ranked)	56	5	218	Northwestern St.	110	William & Mary	187
First Downs Offense (122 ranked)	52	9	221	South Dakota St.	328	UAlbany	297
Fumbles Lost (122 ranked)	70	8	8	Harvard	1	4 teams tied	5
Fumbles Recovered (122 ranked)	32	5	8	Alabama A&M Drake	15 15	UAlbany	12
Kickoff Return Defense (122 ranked)	89	12	21.19	Columbia	12.87	Monmouth	15.70
Kickoff Returns (122 ranked)	82	10	18.23	North Dakota	27.83	New Hampshire	24.17
Net Punting (122 ranked)	79	12	34.80	Montana St.	43.65	Richmond	39.89
Passes Had Intercepted (122 ranked)	100	11	13	Fordham	1	William & Mary	4
Passes Intercepted (119 ranked)	92	13	7	North Dakota St.	21	Richmond UAlbany	16 16
Passing Offense (122 ranked)	10	3	280.1	Idaho St.	330.1	New Hampshire	317.8
Passing Yards Allowed (122 ranked)	95	10	239.3	Sacred Heart	132.8	William & Mary	153.5
Passing Yards per Completion (122 ranked)	76	12	11.29	Villanova	17.09	Villanova	17.09
Punt Return Defense (122 ranked)	112	14	14.75	Samford	0.40	Richmond	2.20
Punt Returns (122 ranked)	87	11	5.36	Austin Peay	21.27	New Hampshire	18.37
Red Zone Defense (122 ranked)	58	8	0.804	South Dakota St.	0.588	UAlbany	0.704
Red Zone Offense (122 ranked)	62	8	0.800	South Dakota St.	0.965	Hampton	0.871
Rushing Defense (122 ranked)	93	12	177.0	UAlbany	87.6	UAlbany	87.6
Rushing Offense (122 ranked)	119	15	79.7	Davidson	308.7	Hampton	216.4
Sacks Allowed (122 ranked)	54	5	1.91	Dartmouth	0.50	Hampton Towson	1.36 1.36
Scoring Defense (122 ranked)	103	12	32.7	South Dakota St.	9.3	William & Mary	18.5
Scoring Offense (122 ranked)	77	11	23.5	Davidson	40.0	New Hampshire	37.5



Statistic	National Rank	Conference Rank	Value	National Leader	Value	Conference Leader	Value
Tackles for Loss Allowed (122 ranked)	40	5	5.18	South Dakota St.	2.73	Towson	3.36
Team Passing Efficiency (122 ranked)	33	9	139.98	South Dakota St.	174.26	Villanova	156.18
Team Passing Efficiency Defense (122 ranked)	116	13	158.49	Florida A&M	102.48	Villanova	115.35
Team Sacks (122 ranked)	109	13	1.27	Montana St.	3.42	UAlbany	3.33
Team Tackles for Loss (121 ranked)	106	13	4.3	Gardner-Webb	8.1	Richmond	7.3
Time of Possession (122 ranked)	44	7	30:34	Youngstown St.	35:06	UAlbany	32:36
Total Defense (122 ranked)	99	11	416.3	South Dakota St.	257.2	Villanova	300.3
Total Offense (122 ranked)	59	8	359.8	Western Caro.	504.1	New Hampshire	434.4
Turnover Margin (122 ranked)	97	12	-0.55	Eastern Ill.	1.36	Elon Towson	0.64 0.64
Turnovers Gained (121 ranked)	67	9	15	South Dakota St.	29	UAlbany	28
Turnovers Lost (122 ranked)	95	12	21	Kennesaw St.	5	William & Mary	10
Winning Percentage (117 ranked)	107	13	0.182	South Dakota St.	1.000	Villanova	0.769



NCAA/CAA Individual Rankings

Statistic	Player	Rank	Rank	Value	National Leader	Value	Leader	Value
All Purpose (200 ranked)	Tristen Kenan	124	20	77.00	Dylan Laube, New Hampshire	209.50	Dylan Laube, New Hampshire	209.50
Blocked Kicks (9 ranked)					Randall Harris, New Hampshire	5	Randall Harris, New Hampshire	5
Combined Kick Returns (200 ranked)	Rohan Jones Trevin Ewing	56 94	11 16	377 275	Devron Harper, Mercer	874	Jadon Turner, Stony Brook	727
Completion Percentage (99 ranked)	Derek Robertson	31	5	0.639	Kyle Wickersham, Richmond	0.726	Kyle Wickersham, Richmond	0.726
Completions Per Game (148 ranked)	Derek Robertson Montigo Moss	9 148	2 17	23.45 0.10	Michael Hiers, Samford	28.73	Max Brosmer, New Hampshire	26.64
Field Goal Percentage (80 ranked)					Will Leyland, South Dakota	1.000	Caden Bonofski, William & Mary	0.889
Field Goals Per Game (127 ranked)	Cody Williams	75	10	0.64	Matthew Cook, UNI Patrick Nations, Eastern Ky.	1.73 1.73	Caden Bonofski, William & Mary	1.45
Forced Fumbles (28 ranked)					Cadillac Rhone, Northwestern St.	0.50	Anton Juncaj, UAlbany	0.33
Fumbles Recovered (21 ranked)	Xavier Holmes	21	4	2	Sam Buerkle, Fordham Wyatt Pedigo, North Dakota	4 4	Ty Davis, Delaware DeAndre Faulk, Hampton Elijah Hills, UAlbany	3 3 3
Interceptions Per Game (116 ranked)	Abdul Stewart	39	5	0.3	Cole Wisniewski, North Dakota St.	0.6	Eddie Morales III, Monmouth	0.4
Kickoff Return TDs (4 ranked)					Taymon Cooke, N.C. A&T Donovan Wadley, Merrimack	3 3	Taymon Cooke, N.C. A&T	3
Kickoff Returns (85 ranked)	Rohan Jones Trevin Ewing	39 74	7 12	22.2 18.3	Donovan Wadley, Merrimack	37.9	Taymon Cooke, N.C. A&T	34.2
Passes Defended (30 ranked)					Russell Dandy, Eastern Ill.	1.7	Aamir Hall, UAlbany	1.3
Passing Efficiency (99 ranked)	Derek Robertson	37	9	138.8	Mark Gronowski, South Dakota St.	179.7	Matthew Downing, Elon	157.7
Passing TDs (136 ranked)	Derek Robertson	9	3	25	Reese Poffenbarger, UAlbany	36	Reese Poffenbarger, UAlbany	36
Passing Yards (150 ranked)	Derek Robertson Montigo Moss	10 149	4 18	2,933 24	Reese Poffenbarger, UAlbany	3,603	Reese Poffenbarger, UAlbany	3,603
Passing Yards Per Game (150 ranked)	Derek Robertson Montigo Moss	10 143	3 18	266.6 2.4	Max Brosmer, New Hampshire	313.5	Max Brosmer, New Hampshire	313.5
Passing Yards per Completion (99 ranked)	Derek Robertson	64	11	11.37	Darius Perrantes, Duquesne	17.74	Connor Watkins, Villanova	17.64
Points Responsible For (200 ranked)	Derek Robertson	18	4	152	Reese Poffenbarger, UAlbany	246	Reese Poffenbarger, UAlbany	246
Points Responsible For Per Game (150 ranked)	Derek Robertson	17	4	13.8	Davius Richard, N.C. Central	21.3	Max Brosmer, New Hampshire	18.9
Punt Return TDs (7 ranked)					Junior Bergen, Montana	3	7 players tied	1
Punt Returns (35 ranked)					Kam Thomas, Austin Peay	22.3	Dylan Laube, New Hampshire	11.3
Punting (87 ranked)					Aidan Laros, UT Martin	47.3	Josh Cupitt, Towson	44.9
Receiving TDs (116 ranked)	Jamie Lamson Joe Gillette Rohan Jones	42 66 66	9 12 12	6 5 5	Jalen Coker, Holy Cross	15	Brevin Easton, UAlbany	13
Receiving Yards (149 ranked)	Joe Gillette Jamie Lamson	99 104	14 15	570 552	Dymere Miller, Monmouth	1,293	Dymere Miller, Monmouth	1,293
Receiving Yards Per Game (198 ranked)	Joe Gillette Jamie Lamson Montigo Moss	71 110 177	9 15 30	57.0 50.2 40.8	Dymere Miller, Monmouth	117.5	Dymere Miller, Monmouth	117.5
Receptions Per Game (196 ranked)	Jamie Lamson Montigo Moss Joe Gillette Tristen Kenan	59 118 127 196	7 15 17 29	4.5 3.7 3.6 3.0	Chedon James, Idaho St.	9.3	Dymere Miller, Monmouth	8.2
Rush Yards Per Carry (126 ranked)	Tristen Kenan	103	15	4.21	Jawarn Howell, South Carolina St.	7.93	Jalen Jackson, Villanova	7.43
Rushing TDs (123 ranked)	Tristen Kenan	123	19	5	Isaiah Davis, South Dakota St. Jordan Fuller, Holy Cross Davius Richard, N.C. Central	18 18 18	Marcus Yarns, Delaware	15
Rushing Yards (200 ranked)	Tristen Kenan	148	19	467	Isaiah Davis, South Dakota St.	1,578	Jaden Shirden, Monmouth	1,478
Rushing Yards Per Game (200 ranked)	Tristen Kenan	111	15	51.9	Jaden Shirden, Monmouth	134.4	Jaden Shirden, Monmouth	134.4



Statistic	Player	National Rank	Conference Rank	Value	National Leader	Value	Conference Leader	Value
Sacks (182 ranked)	Izaiah Henderson	140	19	0.36	Terrell Allen, Tennessee St.	1.32	Anton Juncaj, UAlbany	1.00
Scoring (199 ranked)	Cody Williams	134	20	4.8	Jordan Fuller, Holy Cross	11.4	Dylan Laube, New Hampshire	10.8
Solo Tackles (22 ranked)					Micah Davey, McNeese	8.2	Dylan Kelly, UAlbany	6.1
Tackles For Loss (58 ranked)					Terrell Allen, Tennessee St.	2.5	John Pius, William & Mary	1.5
Total Offense (200 ranked)	Derek Robertson	19	4	256.6	Max Brosmer, New Hampshire	325.0	Max Brosmer, New Hampshire	325.0
Total Points Scored (0 ranked)								
Total Tackles (196 ranked)					Micah Davey, McNeese	15.2	Dylan Kelly, UAlbany	10.6
Total Touchdowns (116 ranked)					Isaiah Davis, South Dakota St. Jordan Fuller, Holy Cross	19 19	Dylan Laube, New Hampshire Marcus Yarns, Delaware	18 18
Yards per Pass Attempt (99 ranked)	Derek Robertson	47	9	7.26	Connor Watkins, Villanova	9.97	Connor Watkins, Villanova	9.97
Yards per Reception (200 ranked)	Joe Gillette	58	11	15.83	Jaylan Sanchez, Villanova	25.57	Jaylan Sanchez, Villanova	25.57

TEAM RECORDS

RUSHING

MOST RUSHES

Game	84 vs. Bowdoin (1954)
Season	596 (1982)

MOST YARDS

Game	483 vs. Vermont (1959)
Season	2,637 (1982)

MOST TOUCHDOWNS

Game	7 vs. Connecticut (1951)
	7 vs. Vermont (1957)
Season	34 (1989)

MOST AVERAGE YARDS PER GAME

Season	239.7 (1982)
--------	--------------

PASSING

MOST ATTEMPTS

Game	62 vs. Connecticut (1997)
Season	456 (1997)

MOST COMPLETIONS

Game	40 vs. Rhode Island (2009)
Season	280 (2013)

MOST YARDS

Game	522 vs. Connecticut (1997)
Season	3,273 (2013)

MOST TOUCHDOWNS

Game	6 vs. Villanova (1998)
Season	29 (2019)
	27 (1997, 1998, 2023)

BEST PASSING PERCENTAGE

Season	67.3% (2013)
--------	--------------

MOST PASSES HAD INTERCEPTED

Game	6 vs. New Hampshire (1980)
Season	22 (1981)

MOST AVERAGE YARDS PER GAME

Season	296.5 (2019)
	290.6 (1997)

TOTAL OFFENSE

TOTAL PLAYS

Game	105 at New Hampshire (2005)
Season	936 (2002)

TOTAL YARDS

Game	685 at Morgan State (2003)
Season	5,542 (2013)

HIGHEST AVERAGE YARDS PER GAME

Season	441.9 (1989)
--------	--------------

PUNTING

MOST PUNTS

Game	13 at Nebraska (2005)
	12 vs. Delaware (1980)
Season	96 (2018)

MOST YARDS

Game	518 at Nebraska (2005)
Season	3,172 (2014)

PUNT RETURNS

MOST RETURNS

Game	11 vs. Vermont (1968)
Season	39 (1968)

MOST YARDS

Game	144 vs. Youngstown State (1966)
Season	495 (1965)

MOST TOUCHDOWNS

Game	1 (14x), Last: vs. Delaware (9/2/21)
------	--------------------------------------

KICKOFF RETURNS

MOST RETURNS

Game	10 at New Hampshire (2005)
	9 vs. Massachusetts (1998)
Season	52 (1990 and 2004)

MOST YARDS

Game	241 vs. Elon (2018)
Season	1,127 (2016)

MOST TOUCHDOWNS

Game	2 at Colgate (2019)
Season	2 (1995, 2004, 2018, 2019)

INTERCEPTIONS

MOST RETURNS

Game	7 vs. Towson (1991)
Season	25 (1990)

MOST YARDS

Game	160 vs. Bowdoin (1962)
Season	332 (1965)

MOST TOUCHDOWNS

Game	3 vs. Liberty (1992)
Season	6 (1992)

SCORING

MOST POINTS

Game	97 vs. Fort Williams (1927)
	77 at Morgan State (2003)
	62 vs. Bates (1952)
	62 vs. Springfield (1983)
	62 vs. Boston University (1997)
	62 vs. Shaw (2006)
	62 vs. Delaware (2013)
Season	398 (1989)

MOST TOUCHDOWNS

Game	14 vs. Fort Williams (1927)
	11 at Morgan State (2003)
Season	56 (1989)

MOST EXTRA POINTS KICKED

Game	11 at Morgan State (2003)
	10 vs. Fort Williams (1919)
Season	45 (1982)

MOST EXTRA POINT ATTEMPTS

Game	11 at Morgan State (2003)
	10 vs. Fort Williams (1919)
Season	48 (1989)

MOST EXTRA POINTS RUN/PASSED

Game	3 vs. Bowdoin (1958)
Season	6 (1992)

MOST FIELD GOALS

Game	4 vs. Boston University (1987)
	4 vs. New Hampshire (1990)
	4 at New Hampshire (2021)
Season	16 (2013)

MOST FIELD GOALS ATTEMPTED

Game	6 vs. Northeastern (1985)
Season	21 (2013, 2019)

FIRST DOWNS

MOST FIRST DOWNS

Game	32 vs. Boston University (1997)
	32 at Eastern Washington (2018)
Season	269 (2013)

MOST BY RUSHING

Game	23 vs. Iona (2008)
	22 vs. Bowdoin (1957)
	22 vs. Vermont (1957)
Season	131 (1982)

MOST BY PASSING

Game	21 vs. Connecticut (1997)
Season	144 (2013)

MOST BY PENALTY

Game	5 vs. Rhode Island (1963)
	5 vs. Vermont (1971)
Season	23 (2002)

SACKS

Game	12 vs. Villanova (1998)
Season	51 (1996 and 2002)

MISCELLANEOUS

Most Wins	11 (2002)
Most Home Wins	6 (1989)
Best Winning Pct.	.944 (8-0-1, 1961)
Most Consecutive Wins	11 (1964-65)
	11 (1988-89)
Most Consecutive Losses	10 (1967-68)
Longest Unbeaten Streak	11 (1964-65 / 1988-89)
Greatest Win Margin	97-0 vs. Fort Williams (1927)
Greatest Loss Margin	62-0 vs. Delaware (1972)
Largest Home Crowd	11,600 vs. Bowdoin (1951)
Largest Away Crowd	77,469 at Nebraska (2005)
Most Consecutive Shutouts	5 (1901)
Most Consecutive Times Shut Out	5 (1916)
Most Shutouts in a Season	6 (1901)
Highest Scoring Tie	18-18 vs. Connecticut (1953)
Most Points Per Game	36.2 (1989)
Fewest Points in a Season	10 (1916)

IMPORTANT NOTE

All Maine statistics do not include the 1987, 1989, and 2001 NCAA playoff games, in keeping with NCAA statistical policies. The NCAA began allowing post-season stats to be included in its records beginning with the 2002 season.



INDIVIDUAL RECORDS

RUSHING

MOST RUSHES

Game 49 — John Marquis vs. Lafayette (1978)
 Season 349 — Lorenzo Bouier (1980)
 Career 879 — Lorenzo Bouier (1979 — 82)

MOST YARDS

Game 302 — Lorenzo Bouier vs. Northeastern (1980)
 Season 1,680 — Carl Smith (1989)
 Career 3,940 — Marcus Williams (2001–04)

MOST TOUCHDOWNS

Game 5 — Royston English vs. UNH (2000)
 5 — James Buzzell vs. Fort Williams (1927)
 5 — George Coltart vs. Fort Williams (1927)
 Season 20 — Carl Smith (1989)
 Career 35 — Marcus Williams (2001–04)

Highest Average Yards

Game (min. 10 att.) 13.7 by Carl Smith vs. Massachusetts (1988)
 Season 152.7 — Carl Smith (1989)
 Career 106.3 — Lorenzo Bouier (1979–82)

LONGEST RUN FROM SCRIMMAGE

90 — Rickey Stevens vs. Rhode Island (2013)
 89 — Carl Smith vs. Rutgers (1991)

100 — YARD RUSHING GAMES

Season 9 — Lorenzo Bouier (1980)
 9 — Carl Smith (1989)
 Career 19, Marcus Williams (2001–04)
 Consecutive 8 — Carl Smith (1989)

200 — YARD RUSHING GAMES

Season 3, Lorenzo Bouier (1980)
 Career 4, Carl Smith (1988–91)
 All — Purpose Yards
 Game 326 — Earnest Edwards at William & Mary (2018)
 Season 1,969 — Carl Smith (1989)
 Career 5,017 — Carl Smith (1988–91)

PASSING

MOST COMPLETIONS

Game 40 — Chris Treister vs. URI (2009)
 Season 276 — Marcus Wasilewski (2013)
 Career 755 — Ron Whitcomb (2003–06)

MOST PASSES ATTEMPTED

Game 62 — Mickey Fein vs. UConn (1997)
 Season 428 — Mickey Fein (1998)
 Career 1,276 — Ron Whitcomb (2003–06)

MOST PASSES HAD INTERCEPTED

Game 6 — Dave Rebholz vs. UNH (1980)
 Season 16 — Mike Buck (1987)
 Career 44 — Ron Whitcomb (2003–06)

MOST YARDS

Game 522 — Mickey Fein vs. UConn (1997)
 Season 3,238 — Marcus Wasilewski (2013)
 Career 8,491 — Mike Buck (1986–89)

MOST TOUCHDOWNS

Game 6 — Mickey Fein vs. Villanova (1998)
 Season 27 — Mickey Fein (1998)
 Career 71 — Mike Buck (1986–89)

CONSECUTIVE GAMES THROWING TD

Season 11 — Ron Whitcomb (2003)
 Career 23 — Ron Whitcomb (2003–05)

HIGHEST AVERAGE YARDS PER GAME

Season 288.5 — Mickey Fein (1997)
HIGHEST PASS COMPLETION
 Percentage
 Game .870 (40–46) — Chris Treister vs. URI (2009)
 .826 (19–23) — Mike Buck vs. Northeastern (1988)

Season .675 (276–409–9) — Marcus Wasilewski (2013)
 Career .646 (484–749) — Marcus Wasilewski
 616 (754–1,224) — Warren Smith (2008–11, includes 2008 season at Iona)
 .594 (569–957) — Jake Eaton (1999–2002)

LONGEST PASS COMPLETION

90 — Joe Fagnano to Andre Miller at UAlbany (2019)
 88 — Joe Fagnano to Earnest Edwards at Elon (2019)
 87 — Joe Fagnano to Andre Miller vs. Richmond (2019)
 84 — Michael Brusko to Jhamal Fluellen at New Hampshire (2007)
 84 — Emilio Colon to Tony Szydowski vs. Connecticut (1992)
 82 — Mike Brusko to Troy Harris vs. James Madison (2009)
 80 — Chris Legree to Kevin McMahan vs. William Penn (2005)
 80 — Ron Whitcomb to Ryan Callahan

MOST TOTAL PLAYS

Game 105 — Ron Whitcomb at UNH (2005)
 Season 565 — Marcus Wasilewski (2013)
 Career 1,372 — Mickey Fein (1995 — 98)
 Most Yards
 Game 499 — Mickey Fein vs. UConn (1997)
 Season 3,770 — Marcus Wasilewski (2013)
 Career 8,796 — Ron Whitcomb (2003–06)

RECEIVING

MOST RECEPTIONS


Game 18 — Landis Williams vs. URI (2009)
 17 — Rameek Wright vs. Buffalo (1996)
 17 — Arel Gordon vs. New Hampshire (2006)
 Season 88 — Rameek Wright (1997)
 Career 189 — Sergio Hebra (1984–87)

MOST YARDS

Game 239 — Landis Williams vs. URI (2009)
 Season 1,169 — Rameek Wright (1997)
 Career 2,641 — Earnest Edwards (2016–19)

MOST TOUCHDOWNS

Game 4 — Kevin McMahan at UNH (2005)
 3 — Rohan Jones vs. Hampton (2023)
 3 — Joe Gillette vs. Richmond (2023)
 3 — Landis Williams vs. URI (2009)
 3 — Steve Roth vs. Massachusetts (1989)
 3 — Drew O'Connor (2x) vs. Buffalo, Massachusetts (1998)
 3 — Dwayne Wilmot vs. Northeastern (2002)
 3 — Kevin McMahan at UNH (2003)
 3 — Jared Turcotte at Rhode Island (2008)
 3 — Derek Session vs. Hofstra (2008)
 Season 16 — Drew O'Connor (1998)
 13 — Kevin McMahan (2005)
 Career 30 — Drew O'Connor (1993–98)
 27 — Earnest Edwards (2016–19)
 25 — Kevin McMahan (2002–05)



Ron Whitcomb



INDIVIDUAL RECORDS

PUNTING

MOST PUNTS

Game 13 — Rocco Navarro at Nebraska (2005)
 Season 87 — Steve Wood (1978)
 Career 260 — Steve Wood (1975-78)

MOST YARDS

Game 518 — Rocco Navarro at Nebraska (2005)
 Season 3,166 — Steve Wood (1978)
 Career 9,795 — Mike Mellow (2001-04)

HIGHEST AVERAGE

Season 43.5 — Aidan Cadogan (2023)
 Longest Punt 82 — Kash Kiefer at Villanova (2007)

PUNT RETURNS

MOST RETURNS

Game 9 — Paul Keany vs. Youngstown State (1966)
 Season 31 — Al Marquis (1974)
 Career 79 — Lennard Byrd (1998-01)

MOST YARDS

Game 130 — Paul Keany vs. Youngstown State (1966)
 Season 405 — Lennard Byrd (1999)
 Career 905 — Lennard Byrd (1998-01)

MOST TOUCHDOWNS

Game 1 — Micah Wright at William & Mary (2016)
 1 — Benjamin Davis vs. Richmond (2014)
 1 — Trevor Coston vs. Bryant (2011)
 1 — Mark Masterson vs. Monmouth (2007)
 1 — Arel Gordon vs. Albany (2005)
 1 — Arel Gordon vs. Hofstra (2004)
 1 — Arel Gordon at Morgan State (2003)
 1 — Lennard Byrd vs. Colgate (2001)
 1 — Lennard Byrd vs. Northeastern (1999)
 1 — Darrick Brown vs. JMU (1998)
 1 — Rameek Wright vs. Boston U. (1996)
 1 — Darrick Brown vs. UMass (1996)
 1 — Pete Ouellette vs. UConn (1980)
 1 — Wayne Champeon vs. UMass (1960)
 Season 1 — Micah Wright at William & Mary (2016)
 1 — Benjamin Davis vs. Richmond (2014)
 1 — Trevor Coston vs. Bryant (2011)
 1 — Mark Masterson (2007)
 1 — Arel Gordon (2005)
 1 — Arel Gordon (2004)
 1 — Arel Gordon (2003)
 1 — Lennard Byrd (2001)
 1 — Lennard Byrd (1999)
 1 — Darrick Brown (1998)
 1 — Rameek Wright (1996)
 1 — Darrick Brown (1996)
 1 — Pete Ouellette (1980)
 1 — Wayne Champeon (1960)
 Career 3 — Arel Gordon (2003-06)
 2 — Darrick Brown (1995-98)
 2 — Lennard Byrd (1998-01)

LONGEST TOUCHDOWN RETURN

87 — Pete Ouellette vs. Connecticut (1980)



Carl Smith holds 10 school rushing records.

KICKOFF RETURNS

MOST RETURNS

Game 6 — Dave Eretzian vs. C.W. Post (1971)
 6 — Jeffrey DeVaughn (2015)
 6 — Earnest Edwards (2018)
 Season 28 — Damarr Aultman (2014)
 28 — Darrick Brown (1998)
 Career 90 — Earnest Edwards (2016-19)

MOST YARDS

Game 198 — Earnest Edwards at Colgate (2019)
 Season 764 — Trevin Ewing (2022)
 Career 2,311 — Earnest Edwards (2016-19)

MOST TOUCHDOWNS

Game 2 (2x) — Earnest Edwards at Colgate (2019), vs. Elon (2018)

Season 2 (2x) — Arel Gordon (2004)
 2 (2x) — Earnest Edwards (2018, 2019)
 Career 6 — Earnest Edwards (2016-19)

LONGEST RETURN

100 — Arel Gordon at Morgan State (2003)
 100 — Earnest Edwards at Colgate (2019)

INTERCEPTION RET.

MOST RETURNS

Game 4 — Dave Brown vs. Bowdoin (1962)
 Season 11 — Claude Pettaway (1990)
 Career 21 — Derek Carter (1994-97)

MOST YARDS

Game 160 — Dave Brown vs. Bowdoin (1962)
 Season 177 — Dave Brown (1962)
 Career 301 — Derek Carter (1994-97)

MOST TOUCHDOWNS

Game 2 — Bill Curry vs. Liberty (1992)
 Season 2 — Bill Curry, Dan Girard (1992)
 Career 3 — Bill Curry (1989-92)

LONGEST RETURN

100 — Dave Brown vs. Bowdoin (1962)
 100 — Kendall James at Bryant (2013)

QB SACKS

Season 13 — Todd Williamson (1996)
 Career 29.0 — Michael Cole (2010-13)
 27.5 — Mike Denino (1986-89)

SCORING

Most Points

Game 30 — Royston English vs. UNH (2000)
 30 — James Buzzell vs. Fort Williams (1927)
 30 — George Coltart vs. Fort Williams (1927)
 Season 120 — Carl Smith (1989)
 Career 222 — Earnest Edwards (2016-19)

MOST TOUCHDOWNS

Game 5 — Royston English vs. UNH (2000)
 5 — James Buzzell vs. Fort Williams (1927)
 5 — George Coltart vs. Fort Williams (1927)
 Season 20 — Carl Smith (1989)
 Career 37 — Earnest Edwards (2016-19)
 35 — Marcus Williams (2001-04)

MOST EXTRA POINTS KICKED

Game 11 — Mike Mellow at Morgan St. (2003)

10 — Charles Neavling vs. Fort Williams (1919)
 Season 45 — Sean Decloux (2013)
 45 — Jack Leone (1982)
 Career 114 — Todd Jagoutz (1997-00)

BEST PAT PERCENTAGE

Season* 1.000 (45 — 45) — Jack Leone (1982)
 1.000 (38 — 38) — Mike Mellow (2003)
 1.000 (17 — 17) — Bobby Donnelly (2007)
 1.000 (12 — 12) — Bobby Donnelly (2005)
 Career** 93.3 (112-120) — Peter Borjestedt (1985-88)

* — min. 10 made; ** — min. 100 made

MOST EXTRA POINTS RUN/PASSED

Game 1 — Several players
 Season 2 — Clay Pickering (1983)
 Career 3 — Chris Ferguson (2016-19)
 2 — Clay Pickering (1983)

MOST FIELD GOALS

Game 4 — Tom Shepherd vs. UMass (1910)
 4 — Peter Borjestedt vs. Boston Univ. (1987)
 4 — Jeff Mottola vs. New Hampshire (1990)
 Season 16 — Sean Decloux (2013)
 Career 44 — Sean Decloux (2012-15)
 35 — Todd Jagoutz (1997-00)

LONGEST FIELD GOAL

52 (2x) — Jack Leggett vs. Delaware (1975)
 Kenny Doak vs. Villanova (2018)

BLOCKED KICK RET.

LONGEST RUN WITH BLOCKED FG

75 — Gary Groves vs. Northeastern (1985)

LONGEST RUN WITH BLOCKED PAT

90 — Claude Pettaway vs. UNH (1988)




100 YARD XP INTERCEPTION RETURN

100 — Troy Harris vs. Towson (2007)



CAREER LEADERS

SEASON LEADERS



RUSHING YARDS

RK	PLAYER, YEARS	YDS
1	Marcus Williams, 2001-04	3,940
2	Lorenzo Bouier, 1979-82	3,828
3	Carl Smith, 1988-91	3,820
4	Royston English, 1998-01	2,842
5	Bob Jameson, 1993-96	2,756
6	Doug Dorsey, 1985-88	2,519
7	Andre Pam, 1993-96	2,414
8	Rudy DiPietro, 1973-77	2,289
9	Pushaun Brown, 2008-11	2,209
10	Ben Sirmans, 1988-92*	2,025
11	Jhamal Fluellen, 2006-08	1,871
12	Ed Bogdanovich, 1951-53	1,764
13	Paul Phelan, 1981-84	1,630
14	Jim Fox, 1985-87	1,583
15	Rickey Stevens 2011-13	1,576
16	Paul Capriotti, 1987-91**	1,550
17	Mark DiGregorio, 1973-76	1,547
18	Joe Fitzpatrick 2014-19	1,431
19	Steve Knight, 1991-94	1,408

* Did not play in 1991
 **Includes 1987-88 statistics from Army, did not play in 1989

PASSING YARDS

RK	PLAYER, YEARS	YDS
1	Mike Buck, 1986-89	8,491
2	Ron Whitcomb, 2003-06	8,363
3	Warren Smith, 2008-11*	8,025
4	Mickey Fein, 1995-98	7,856
5	Jake Eaton, 1999-2002	7,145
6	Chris Ferguson, 2016-19	6,091
7	Joe Fagnano 2019-23	5,674
8	Marcus Wasilewski 2010-13	5,612
9	Emilio Colon, 1991-94	5,563
10	Dan Collins, 2013-16	4,814
11	Bob Wilder, 1984-87	4,493
12	Derek Robertson 2020-23	4,466
13	Dick DeVarney, 1963-65	3,384
14	Jack Cosgrove, 1974-77	2,836
15	Rich Labonte, 1981-84	2,748
16	Dave Wing, 1967-69	2,675
17	John Tursky, 1978-80	2,247
18	Mike Brusko, 2005-2009	1,758
19	Brian Scott, 1996-99	1,660
20	Jeff DelRosso, 1988-91	1,570
21	Manch Wheeler, 1959-61	1,457
22	Mike Beauchemin, 1980-83	1,389

* Includes 2008 stats at Iona

RECEIVING YDS

RK	PLAYER, YEARS	YDS
1	Earnest Edwards, 2016-19	2,641
2	Sergio Hebra, 1984-87	2,612
3	Rameek Wright, 1995-97	2,384
4	Drew O'Connor, 1994-98	2,362
5	Phil McGeoghan, 1997-00**	2,343
6	Steve Roth, 1985-89*	2,183
7	Micah Wright, 2014-18	2,143
8	Christian Pereira, 2001-2004	2,101
9	Damarr Aultman 2011-14	2,061
10	Gene Benner, 1967-69	2,029
11	Kevin McMahan, 2002-05	1,995
12	Dwayne Wilmot, 1997-00	1,981
13	Ryan Waller, 2001-2005	1,948
14	Andre Miller, 2017-2021	1,848
15	Jaquan Blair (2016-19)	1,692
16	Landis Williams, 2006-09	1,679
17	Dave Paul, 1970-72	1,526
18	Arthur Williams 2011-14	1,437
19	Devin Young, 2017-21	1,399
20	Mark Dupree, 1989-90	1,390
21	Frizell Davis, 1990-93	1,381
22	Pat Madden, 1978-80	1,339

* Did not play in 1987
 **Includes stats from Boston Univ. in 1997

SCORING

RK	PLAYER, YEARS	TD-FG-XP-CONV-PTS
1	Sean Decloux 2012-15	0-44-98-0-230
2	Earnest Edwards, 2016-19	37-0-0-0-222
3	Todd Jagoutz, 1997-00	0-35-114-0-219
4	Marcus Williams, 2001-04	35-0-0-0-210
5	Carl Smith, 1988-91	34-0-0-0-204
6	Peter Borjestedt, 1985-88	0-30-112-0-202
7	Lorenzo Bouier, 1979-82	33-0-0-0-198
8	Doug Dorsey, 1985-88	32-0-0-0-192
9	Jack Leone, 1979-82	0-31-96-0-189

RECEPTIONS

RK	PLAYER, YEARS	TD	REC
1	Sergio Hebra, 1984-87	17	189
2	Drew O'Connor, 1994-98	30	177
3	Rameek Wright, 1995-97	12	175
4	Dwayne Wilmot, 1997-00	13	169
5	Damarr Aultman 2011-14	18	162
6	Phil McGeoghan, 1997-00**	15	161
7	Micah Wright, 2014-18	21	160
8	Arel Gordon, 2003-06	6	158
9	Christian Pereira, 2001-04	21	156
10	Steve Roth, 1985-89*	20	151
12	Earnest Edwards, 2016-19	28	143
13	Landis Williams, 2006-09	23	142
14	Gene Benner, 1967-79	14	135
15	Jaquan Blair, 2016-19	13	134
16	Kevin McMahan, 2002-05	25	130

* Did not play in 1987
 **Includes stats from Boston Univ. in 1997

RUSHING YARDS

RK	PLAYER, YEARS	ATT	TD	YDS
1	Carl Smith, 1989	305	20	1,680
2	Lorenzo Bouier, 1980	349	9	1,622
3	Marcus Williams, 2002	263	7	1,406
4	Marcus Williams, 2003	248	12	1,284
5	Andre Pam, 1995	191	8	1,250
6	Ben Sirmans, 1992	264	10	1,214
7	Royston English, 2001	225	8	1,157
8	Pushaun Brown, 2011	226	11	1,093
9	Marcus Williams, 2004	218	14	1,077
10	Jhamal Fluellen	223	5	1,052

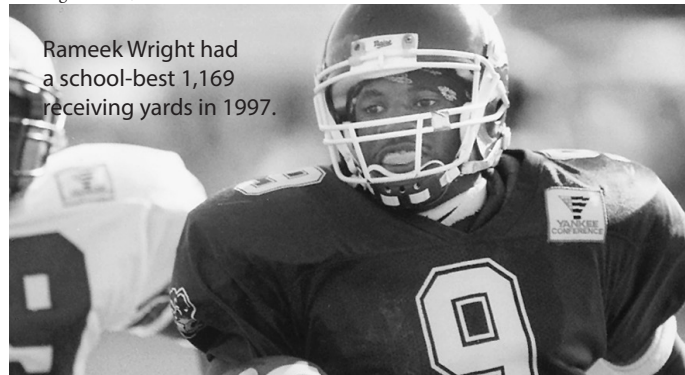
PASSING YARDS

RK	PLAYER, YEARS	ATT	CM	TD	YDS
1	Marcus Wasilewski, 2013	409	276	25	3,238
2	Warren Smith, 2011	425	270	22	3,122
3	Derek Robertson, 2023	404	258	25	2,933
4	Mickey Fein, 1997	414	236	26	2,885
5	Mike Buck, 1987	387	214	22	2,758
6	Mickey Fein, 1998	428	233	27	2,648
7	Mike Buck, 1988	347	180	21	2,575
8	Ron Whitcomb, 2003	329	186	21	2,428
9	Dan Collins, 2016	318	166	18	2,375
10	Chris Ferguson, 2018	371	209	22	2,372
11	Marcus Wasilewski, 2012	338	206	21	2,364
12	Ron Whitcomb, 2004	350	213	22	2,318
13	Mike Buck, 1989	264	170	19	2,315
14	Jake Eaton, 2000	279	184	17	2,265
15	Joe Fagnano 2022	365	209	15	2,250
16	Ron Whitcomb, 2005	357	205	16	2,219
17	Jake Eaton, 2001	281	162	19	2,198

RECEIVING YDS

RK	PLAYER, YEARS	REC	TD	YDS
1	Rameek Wright, 1997	88	7	1,169
2	Rameek Wright, 1996	79	5	1,143
3	Earnest Edwards, 2019	49	11	1,097
3	Drew O'Connor, 1998	72	16	1,027
4	Dwayne Wilmot, 2000	67	8	955
5	Sergio Hebra, 1987	70	5	927

Rameek Wright had a school-best 1,169 receiving yards in 1997.



6	Gene Benner, 1969	55	8	899
7	Kevin McMahan, 2005	59	13	893
8	Mark Dupree, 1989	50	7	840
9	Earnest Edwards, 2018	53	10	839
	Jaquan Blair, 2019	65	8	839
10	Christian Pereira, 2003	52	10	820
11	Christian Pereira, 2004	58	10	818
	Micah Wright, 2015	61	5	818

RECEPTIONS

RK	PLAYER, YEARS	REC	TD	YDS
1	Rameek Wright, 1997	88	7	1169
2	Rameek Wright, 1996	79	5	1143
3	Drew O'Connor, 1998	72	16	1027
4	Landis Williams, 2009	71	9	798
5	Arel Gordon, 2005	70	1	484
	Sergio Hebra, 1987	70	5	927
7	Dwayne Wilmot, 2000	67	8	955
8	Jaquan Blair, 2019	65	8	839
8	Arel Gordon, 2006	63	3	535
9	Micah Wright, 2015	61	5	818
	Drew O'Connor, 1997	61	7	797
10	Stefan Gomes, 2001	60	9	787
	John Ebeling, 2013	60	6	647
	Derrick Johnson, 2013	60	2	608
11	Kevin McMahan, 2005	59	13	893
12	Christian Pereira, 2004	58	10	818
12	Maurice McDonald, 2011	58	5	591

TD PASSES

RK	PLAYER, YEARS	TD
1	Mickey Fein, 1998	27
2	Mickey Fein, 1997	26
3	Marcus Wasilewski, 2013	25
3	Derek Robertson, 2023	25
4	Ron Whitcomb, 2004	22
	Mike Buck, 1987	22
	Warren Smith, 2011	22
	Chris Ferguson, 2018	22
7	Mike Buck, 1988	21
	Ron Whitcomb, 2003	21
	Marcus Wasilewski, 2012	21



History and Records

Year-by-Year Leaders Scoring

1892 – 1897: Touchdowns counted for four points during this period. Field goals also counted for four points, but there is no evidence of any successful attempts during this six-year period. Number of games played by the team is in parenthesis next to the year of the season.

Year	Name	TD	EP	FG	Total
1896 (6)	Edwin Sturgis	2	2	0	10
1897 (3)	Charles Sawyer	3	0	0	12
1898 – 1911: Touchdowns counted for five points and field goals for four points during this period.					
1898 (4)	Ralph Wormel	1	0	0	5
1899 (5)	Alfred Davis	4	0	0	20
1900 (8)	Carlos Dorticos	4	10	0	30
1901 (8)	Carlos Dorticos	6	11	0	41
1902 (8)	Carlos Dorticos	7	4	0	39
1903 (8)	Henry Thatcher	7	0	0	35
1904 (7)	Henry Thatcher	2	0	0	10
	Arthur Collins	2	0	0	10
	Arthur Weymouth	2	0	0	10
	Joseph Crowe	2	0	0	10
1905 (7)	Howard Farwell	3	0	0	15
1906 (8)	Harrison Higgins	1	0	0	5
	Robert Hodgins	1	0	0	5
1907 (7)	George Bearce	0	1	3	13
1908 (7)	Avery Hammond	2	4	0	14
1909 (8)	William Parker	6	0	0	30
1910 (7)	Thomas Shepherd	2	4	4	30
Beginning with the 1911 season, touchdowns counted for six points and field goals for three points.					
1911 (8)	Thomas Shepherd	0	5	10	35
1912 (8)	John Carleton	5	0	0	30
	William Martin	5	0	0	30
1913 (8)	Norman Donahue	4	0	0	24
	Charles Ruffner	3	0	2	24
1914 (9)	Charles Ruffner	11	22	0	88
1915 (9)	Verne Beverly	5	0	0	30
1916 (7)	Clyde Stewart	1	0	0	6
1917 (4)	Percy Power	1	0	0	6
	Lawrence Purington	1	0	0	6
	Newman Young	1	0	0	6
1918 (4)	W. J. Matthews	2	0	0	12
1919 (7)	Lawrence Purington	5	0	0	30
1920 (9)	Henry Small	3	3	0	21
1921 (8)	George Gruhn	5	0	0	30
1922 (8)	Henry Small	3	8	0	26
1923 (8)	George Gruhn	5	0	0	30
1924 (8)	Cecil Cutts	3	0	0	18
	Albert Repscha	3	0	0	18
1925 (8)	Willis Barrows	6	0	0	36
1926 (8)	James Buzzell	9	0	0	54
1927 (7)	George Coltart	12	2	0	74
1928 (7)	George Coltart	4	9	0	33
1929 (7)	Walter Riley	2	0	0	12
	Hector Hebert	2	0	0	12
1930 (7)	Monroe Romansky	3	0	0	18
1931 (7)	Gilbert Robertshaw	5	0	0	30
1932 (7)	Monroe Romansky	5	0	0	30
1933 (7)	Robert Littlehale	4	0	0	24
1934 (7)	Wendell Brewster	3	0	0	18
	Clyde Higgins	3	0	0	18
1935 (7)	Roderick Elliott	3	1	0	19
1936 (7)	Roderick Elliott	9	0	0	54
1937 (7)	Roderick Elliott	2	2	0	14
1938 (7)	Harry Shute	3	0	0	18
	Harrold Gerrish	3	0	0	18
1939 (7)	Edward Barrows	5	0	0	30
1940 (7)	Nathaniel Crowley	2	2	0	14
1941 (7)	Emile King	3	0	0	18
	Robert Nutter	3	0	0	18
1942 (6)	Robert Nutter	3	0	0	18
1943 (1)	William Mahar	1	0	0	6
1944 (4)	Eugene Boutillier	3	0	0	18
	Leroy Henderson	3	0	0	18
1945 (5)	John Woodworth	3	0	0	18
1946 (7)	Henry Dombkowski	2	9	0	21
1947 (7)	Henry Dombkowski	10	11	0	71
1948 (7)	Alton Sproul, Jr.	3	0	0	18
	Reginald Lord	3	0	0	18
1949 (7)	Gordon Pendleton	5	0	0	30
1950 (7)	Gordon Pendleton	4	0	0	24

1951 (7)	Edward Bogdanovich	5	0	0	30
	Gordon Pendleton	5	0	0	30
1952 (7)	Edward Bogdanovich	7	0	0	42
1953 (7)	Vincent Calenda, Jr.	9	0	0	54
1954 (7)	Ernest Smart	8	0	0	48
1955 (7)	Raymond Hostetter	4	0	0	24
	James Duffy	4	0	0	24
	Warren Griffin	4	0	0	24
1956 (7)	Raymond Hostetter	6	0	0	36
1957 (7)	John Theriault	2	10	0	22
1958 (8)	Wayne Champion	5	4	0	34
1959 (8)	David Cloutier	6	2	0	38
1960 (8)	Wayne Champion	5	2	0	32
1961 (9)	David Cloutier	7	0	0	42
1962 (8)	Michael Haley	4	0	0	24
1963 (8)	Michael Haley	8	0	0	48
1964 (8)	Brentley Keene	7	2	0	44
1965 (10)	Francis Harney	9	0	0	54
1966 (9)	Paul Keany	5	0	0	30
	Charles Yanush	5	0	0	30
1967 (8)	Eugene Benner	3	0	0	18
1968 (8)	Robert Hamilton	5	0	0	30
1969 (9)	Daniel Sullivan	10	0	0	60
1970 (8)	William Swadel	6	0	0	36
1971 (8)	David Paul	6	0	0	36
1972 (9)	David Paul	4	0	0	24
1973 (10)	Mark DeGregorio	4	3	0	27
	Alfred Marquis	4	0	0	24
1974 (10)	Mark DeGregorio	7	2	0	44
1975 (10)	Jack Leggett	0	12	5	27
1976 (11)	Jack Leggett	0	20	6	38
1977 (10)	Rudy DiPietro	5	2	0	32
1978 (11)	John Marquis	6	0	0	36
1979 (11)	Lorenzo Bouier	8	0	0	48
1980 (11)	Lorenzo Bouier	9	0	0	54
1981 (11)	Peter Ouellette	8	0	0	48
1982 (11)	Lorenzo Bouier	14	0	0	84
1983 (10)	John Leone	0	19	6	37
1984 (11)	John Leone	0	14	10	44
1985 (11)	Douglas Dorsey	12	0	0	72
1986 (11)	Douglas Dorsey	12	0	0	72
1987 (11)	Peter Borjestedt	0	38	10	68
1988 (11)	Trent Cockayne	0	26	4	38
1989 (11)	Carl Smith	20	0	0	120
1990 (11)	Jeffrey Mottola	0	21	13	60
1991 (11)	Paul Capriotti	9	2	0	56
1992 (11)	Benjamin Sirmans	10	0	0	60
1993 (11)	Thomas Dadmun	0	13	7	34
1994 (11)	Steven Knight	5	0	0	30
	Christopher Binder	0	18	4	30
1995 (11)	Andre Pam	10	0	0	60
1996 (11)	Andre Pam	12	0	0	72
1997 (11)	Todd Jagoutz	0	38	9	65
1998 (11)	Drew O'Connor	16	0	0	96
1999 (11)	Todd Jagoutz	0	14	10	44
2000 (11)	Todd Jagoutz	0	38	9	65
2001 (10)	Chris DeVinney	0	34	8	58
2002 (14)	Mike Mellow	0	40	10	70
2003 (11)	Marcus Williams	12	0	0	72
2004 (11)	Marcus Williams	14	0	0	84
2005 (11)	Kevin McMahan	13	0	0	78
2006 (11)	Arel Gordon	8	0	0	48
2007 (11)	Bobby Donnelly	0	17	9	44
2008 (13)	Jared Turcotte	8	0	0	48
2009 (11)	Landis William	9	0	0	54
2010 (11)	Pushaun Brown	7	0	0	42
2011 (13)	Pushaun Brown	12	0	0	72
2012 (7)	Sean Decloux	0	24	7	45
2013 (13)	Sean Decloux	0	45	16	93
2014 (11)	Sean Decloux	0	16	10	46
2015 (11)	Sean Decloux	0	13	11	46
2016 (11)	Josh Mack	8	0	0	48
	Micah Wright	8	0	0	48
2017 (10)	Josh Mack	9	0	0	54
2018 (14)	Earnest Edwards	14	0	0	84
2019 (12)	Kenny Doak	0	40	14	82
2021 (S-4)	Andre Miller	6	0	0	36
2021 (F-11)	Jonny Messina	0	25	13	64
2022 (11)	Cole Baker	0	29	6	47
2023 (11)	Cody Williams	0	32	7	53

Year	Name	Carries	Yards	Avg.
1950	Lawrence Hersom	96	508	5.29
1951	Edward Bogdanovich	113	562	4.97
1952	Edward Bogdanovich	158	682	4.32

1953	Edward Bogdanovich	97	533	5.49
1954	Ernest Smart	106	407	3.84
1955	Raymond Hostetter, Jr.	72	291	4.04
1956	Raymond Hostetter, Jr.	88	381	4.33
1957	Charles Thibodeau	68	312	4.59
1958	John Welch	94	472	5.02
1959	David Cloutier	87	534	6.14
1960	Wayne Champion	48	244	5.08
1961	Dale Curry	82	291	3.55
1962	William Chard	90	297	3.30
1963	Michael Haley	81	392	4.84
1964	Francis Harney	82	319	3.89
1965	Francis Harney	132	416	3.15
1966	George Platter	94	270	2.87
1967	Charles Yanush	82	237	2.89
1968	Robert Hamilton	144	585	4.06
1969	Daniel Sullivan	146	731	5.01
1970	Robert Marchildon	87	378	4.34
1971	William Swadel	74	285	3.85
1972	Michael Porter	152	500	3.29
1973	Mark DeGregorio	150	524	3.49
1974	Mark DeGregorio	140	570	4.07
1975	James Dumont	121	621	5.13
1976	Rudy DiPietro	196	943	4.81
1977	Rudy DiPietro	212	896	4.23
1978	John Marquis	238	770	3.23
1979	Lorenzo Bouier	212	910	4.29
1980	Lorenzo Bouier	349	1,622	4.65
1981	Peter Ouellette	99	548	5.53
1982	Lorenzo Bouier	177	863	4.88
1983	Paul Phelan	121	523	4.32
1984	Gary Hufnagle	152	675	4.44
1985	Douglas Dorsey	204	881	4.31
1986	Douglas Dorsey	194	923	4.76
1987	James Fox	169	833	4.93
1988	Carl Smith	123	705	5.73
1989	Carl Smith	305	1,680	5.51
1990	Carl Smith	177	794	4.49
1991	Paul Capriotti	205	823	4.01
1992	Benjamin Sirmans	264	1,214	4.60
1993	Steven Knight	104	559	5.37
1994	Steven Knight	177	798	4.51
1995	Andre Pam	191	1,250	6.54
1996	Robert Jameson	237	1,066	4.50
1997	Bert Rich	113	535	4.73
1998	Ben Christopher	132	638	4.83
1999	Royston English	153	556	3.63
2000	Royston English	146	666	4.56
2001	Royston English	225	1,157	5.10
2002	Marcus Williams	263	1,406	5.35
2003	Marcus Williams	248	1,284	5.17
2004	Marcus Williams	218	1,077	4.90
2005	Montell Owens	184	779	4.23
2006	Arel Gordon	172	843	4.90
2007	Jhamal Fluellen	223	1,052	4.72
2008	Jared Turcotte	105	625	6.00
2009	Derek Session	119	479	4.00
2010	Pushaun Brown	135	650	4.81
2011	Pushaun Brown	226	1,093	4.80
2012	Rickey Stevens	137	830	6.00
2013	Rickey Stevens	128	757	5.91
2014	Nigel Beckford	118	471	4.00
2015	Nigel Beckford	123	566	4.30
2016	Josh Mack	140	712	5.10
2017	Josh Mack	243	1,335	5.50
2018	Ramon Jefferson	182	1,037	5.70
2019	Joe Fitzpatrick	118	531	4.50
2021 (S)	Freddie Brock	29	165	5.70
2021 (F)	Freddie Brock	132	720	5.45
2022	Elijah Barnwell	133	630	4.70
2023	Tristen Kenan	110	462	4.20

Passing Leaders

Year	Name	Att.	Cm.	Int.	Pct.	Yds.	TD
1950	Eugene Sturgeon	22	9	1	40.9	102	2
1951	Eugene Sturgeon	25	9	6	36.0	185	2
1952	Kenneth Parady	69	35	3	50.7	411	4
1953	Ed Bogdanovich	22	11	2	50.0	214	4
1954	Peter Kostacopoulos	49	20	5	40.8	316	1
1955	James Duffy, Jr.	30	13	2	43.3	237	3
1956	Kenneth Parady	67	31	4	46.3	415	4
1957	Robert Pickett	55	12	6	21.8	164	2
1958	Robert Pickett	57	23	4	40.4	385	5
1959	Manch Wheeler	66	21	5	31.8	293	3
1960	Manch Wheeler	75	32	4	42.7	449	4
1961	Manch Wheeler	96	43	11	44.8	715	8



1966	George Platter	70	27	3	38.0	402	5
1967	David Wing	134	56	9	41.8	513	1
1968	David Wing	173	75	7	43.4	815	7
1969	David Wing	218	90	15	41.3	1,347	12
1970	Henry Hastings	139	64	12	46.0	856	7
1971	Douglas Lentz	94	44	3	46.8	600	4
1972	Richard Prior	78	31	7	39.7	555	2
1973	Richard Prior	108	45	10	41.6	541	3
1974	Jack Cosgrove	78	37	5	47.4	517	5
1975	Dennis Emerson	124	49	9	39.5	681	2
1976	Jack Cosgrove	165	70	10	42.4	883	4
1977	Jack Cosgrove	173	94	11	54.3	1,330	6
1978	John Tursky	147	58	5	39.5	762	4
1979	John Tursky	169	86	7	50.9	1,155	5
1980	David Rebholtz	119	50	11	42.0	847	6
1981	Richard LaBonte	100	50	8	50.0	550	8
1982	Richard LaBonte	204	112	9	54.9	1,640	17
1983	Mike Beauchemin	126	61	-	48.4	868	8
1984	Bob Wilder	200	89	13	44.5	1,232	5
1985	Bob Wilder	341	172	15	50.4	1,902	10
1986	Bob Wilder	220	106	7	48.2	1,201	8
1987	Mike Buck	387	214	16	55.3	2,758	22
1988	Mike Buck	347	180	14	51.9	2,575	21
1989	Mike Buck	264	170	3	64.4	2,315	19
1990	Jeffrey DelRosso	186	68	8	36.6	760	3
1991	Emilio Colon	218	116	13	53.2	1,325	2
1992	Emilio Colon	256	157	6	61.3	1,823	13
1993	Emilio Colon	257	133	7	51.7	1,603	4
1994	Emilio Colon	149	82	7	55.0	812	6
1995	John Tennett	140	68	4	48.6	645	5
1996	Mickey Fein	279	140	11	50.2	1,955	10
1997	Mickey Fein	414	236	12	57.0	2,885	26
1998	Mickey Fein	428	233	13	54.4	2,648	27
1999	Brian Scott	194	109	11	56.2	1,343	6
2000	Jake Eaton	279	184	12	65.9	2,265	17
2001	Jake Eaton	281	162	7	57.7	2,198	19
2002	Jake Eaton	269	154	9	57.2	1,849	16
2003	Ron Whitcomb	329	186	10	56.5	2,248	21
2004	Ron Whitcomb	350	213	13	60.9	2,318	22
2005	Ron Whitcomb	357	205	13	57.4	2,219	16
2006	Ron Whitcomb	240	151	8	62.9	1,398	9
2007	Adam Farkes	154	78	4	50.6	836	7
2008	Mike Brusko	104	67	7	64.4	936	8
2009	Warren Smith	159	260	13	61.2	1,695	12
2010	Warren Smith	305	198	10	60.5	1,861	9
2011	Warren Smith	425	270	14	63.5	3,122	22
2012	Marcus Wasilewski	338	206	11	60.9	2,364	21
2013	Marcus Wasilewski	409	276	9	67.5	3,238	25
2014	Drew Belcher	152	77	3	50.7	740	3
2015	Dan Collins	273	135	10	49.5	1,542	6
2016	Dan Collins	318	166	16	52.2	2,375	18
2017	Chris Ferguson	313	171	11	54.6	2,064	16
2018	Chris Ferguson	371	209	11	56.3	2,372	22
2019	Joe Fagnano	184	121	3	65.8	1,835	17
2021 (S)	Joe Fagnano	116	67	1	57.8	795	8
2021 (F)	Derek Robertson	121	238	4	50.8	1,505	12
2022	Joe Fagnano	208	364	6	57.1	2,231	15
2023	Derek Robertson	404	258	13	63.9	2,933	25

Receiving Yardage

Year	Name	Rec.	Yards	Avg.
1951	Robert Whytock	10	239	23.90
1952	Kenneth Woodsum	9	180	20.00
1953	Kenneth Woodsum	10	185	18.50
1954	Kenneth Woodsum	8	147	18.37
1955	Paul Boucher	7	104	14.86
1956	Thurlow Cooper	19	327	17.21
1957	Edward Manson, Jr.	4	67	16.75
1958	Gerard deGrandpre, Jr.	2	38	19.00
1959	Maurice Dore	10	197	19.70
1960	Wayne Champion	10	165	16.50
1961	Richard Kinney	10	171	17.10
1962	David Brown	5	177	35.40
1963	Raymond Austin	3	84	28.00
1964	Francis Harney	19	219	11.52
1965	Francis Harney	28	410	14.64
1966	John White	17	361	21.23
1967	Gene Benner	44	581	13.20
1968	Gene Benner	36	549	15.25
1969	Gene Benner	55	899	16.34
1970	David Paul	30	412	13.73
1971	David Paul	47	621	13.21
1972	David Paul	37	493	13.32
1973	Michael O'Day	22	364	16.54
1974	Michael O'Day	21	293	13.95
1975	Michael O'Day	16	228	14.25
1976	Richard McCormick	22	350	15.91
1977	Richard McCormick	20	392	19.60
1978	Patrick Madden	23	396	17.21
1979	Patrick Madden	26	481	18.50
1980	Patrick Madden	24	462	19.25
1981	Matthew Walsh	21	300	14.28

1982	Paul Phelan	22	308	14.00
1983	Matthew Walsh	30	456	15.20
1984	J. Daniel Gordon	16	277	17.31
1985	Sergio Hebra	57	812	14.25
1986	Sergio Hebra	56	812	14.50
1987	Sergio Hebra	70	927	13.24
1988	J. Daniel Gordon	32	592	18.50
1989	Mark Dupree	50	840	16.80
1990	Mark Dupree	42	550	13.09
1991	Tony Szydowski	31	407	13.13
1992	Mark Shaw	27	331	12.26
1993	Frizell Davis, Jr.	41	679	16.56
1994	Stephen Cates	25	347	13.88
1995	Drew O'Connor	27	337	12.48
1996	A. Rameek Wright	79	1,143	14.47
1997	A. Rameek Wright	88	1,169	13.28
1998	Drew O'Connor	72	1,027	14.16
1999	Philip McGeoghan	52	807	15.52
2000	Dwayne Wilmot	67	955	14.25
2001	Stefan Gomes	60	787	13.10
2002	Ryan Waller	37	575	15.54
2003	Christian Pereira	52	820	15.77
2004	Christian Pereira	58	818	14.10
2005	Kevin McMahan	59	893	15.13
2006	Arel Gordon	63	535	8.49
2007	Landis Williams	38	481	12.65
2008	Tyrell Jones	23	356	15.5
2009	Landis Williams	71	798	11.2
2010	Derek Session	50	580	11.6
2011	Maurice McDonald	58	591	10.2
2012	Maurice McDonald	56	459	8.2
2013	John Ebeling	60	647	10.8
2014	Damarr Aultman	48	498	10.4
2015	Micah Wright	61	818	13.4
2016	Micah Wright	44	688	15.6
2017	Jaleel Reed	32	425	13.3
2018	Earnest Edwards	53	839	15.8
2019	Earnest Edwards	49	1,097	22.4
2021 (S)	Andre Miller	21	348	16.6
2021 (F)	Andre Miller	39	684	17.5
2022	Zavier Scott	42	434	10.3
2023	Joe Gillette	36	570	15.8

Tackles

(100 or more and/or team leader)


Year	Name	Solo	Asst.	Total
1980	Robert Waterman	119	59	178
	Thomas Rasmussen	78	42	120
	Philip Ferrari	68	41	109
1981	Robert Lucy	79	34	113
	John Hersom	70	33	103
1982	Robert Lucy	74	35	109
1983	Dean Ramsdell	67	47	114
1984	Mark Coutts	82	69	151
1985	James Keefe	51	43	94
1986	Steven Root	65	51	116
1987	Nicholas Penna	77	53	130
	Robert Sterling	65	44	109
1988	Nicholas Penna	79	61	140
1989	Michael Smith	45	41	86
1990	Michael Smith	56	49	105
1991	Jemal Murph	46	45	91
1992	Daniel Girard	87	65	152
1993	Ross Fichthorn	83	79	162
	Jemal Murph	62	59	121
1994	Ross Fichthorn	52	43	95
1995	Derek Carter	68	60	128
1996	Derek Carter	63	29	92
1997	Derek Carter	55	29	84
1998	Aaron Dashiell	63	37	100
1999	Aaron Dashiell	67	38	105
2000	Stephen Cooper	59	25	84
2001	Stephen Cooper	62	33	95
2002	Stephen Cooper	78	43	121
2003	Brandon McGowan	47	38	85
2004	Brandon McGowan	53	48	101
2005	Jermaine Walker	64	50	114
2006	Andrew Downey	35	37	72
2007	John Wormuth	43	44	87
2008	Jovan Belcher	44	54	98
2009	Donte Dennis	51	55	106
2010	Donte Dennis	57	51	108
2011	Vinson Givans	45	49	94
2012	Donte Dennis	38	48	86
2013	Christophe Mulumba Tshimanga	32	86	118
	Cabrinni Goncalves	46	55	101
2014	Christophe Mulumba Tshimanga	42	53	95
2015	Randy Samuels	47	25	72
2016	Christophe Mulumba Tshimanga	35	62	97
2017	Jaron Grayer	32	47	79
2018	Deshawn Stevens	53	57	120
2019	Taji Lowe	42	56	98

2021 (S)	Deshawn Stevens	13	23	36
2021 (F)	Ray Miller	44	59	103
2022	Brian Lee Jr.	32	40	72
2023	Kahzir Brown	30	31	61

Quarterback Sacks

(10 or more and/or team leader)

Year	Name	Sacks
1980	Ryck Suydam	10
1981	David Sanzaro	5
	Thomas Loughlin, Jr.	5
1982	David Sanzaro	7
1983	N/A	-
1984	Frank Foley	7
1985	Raymond Paquette	4.5
1986	Stephen Donahue	5.5
1987	Michael Denino	5
1988	Michael Denino	9.5
1989	Michael Denino	11
1990	Michael Smith	2
	Craig Thibeau	2
	Kevin McCoy	2
1991	Corey Parker	5
1992	Corey Parker	8
1993	Jemal Murph	5
	George Wehrman	5
1994	Ako Stafford	5
1995	G. Todd Williamson	5
1996	G. Todd Williamson	13
	Jonathan Gautier	10
1997	Jojo Oliphant	5
1998	Jojo Oliphant	9.5
1999	Jojo Oliphant	10.5
2000	Damon Boinske	9
2001	Brendan Curry	8
2002	Stephen Cooper	9.5
	Dennis Dottin-Carter	9.5
2003	Dan Joslyn	7
2004	Marcus Walton	5
2005	Mike DeVito	6.5
2006	Matt King	11.5
2007	Jovan Belcher	10.0
2008	Jovan Belcher	7.5
2009	Jordan Stevens	10.0
2010	Doug Alston	3.5
2011	Michael Cole	11.0
2012	Michael Cole	7.0
2013	Michael Cole	8.0
2014	Trevor Bates	5.5
	Zachary Hume	5.5
2015	Trevor Bates	7.5
2016	Patrick Ricard	5.5
2017	Kayon Whitaker	8.5
2018	Kayon Whitaker/Sterling Sheffield	9.5
2019	Kayon Whitaker	9.0
2021 (S)	Khairi Manns	1.5
2021 (F)	Ray Miller/Khairi Manns	3.0
2022	Justin Sambu	5.5
2023	Izaiah Henderson	4.0



Emilio Colon

Mike Denino



Honor Roll

Team Awards

>> JACK BUTTERFIELD OUTSTANDING OFFENSIVE PLAYER AWARD

- 1984 Gary Hufnagle
- 1985 Lance Theobald
- 1986 Mike Walsh
- 1987 Jim Fox
- 1988 Mike Buck
- 1989 Carl Smith
- 1990 Paul Capriotti
- 1991 Carl Smith
- 1992 Emilio Colon
- 1993 Steve Knight
- 1994 Brian Gaine
- 1995 Ray Baur
- 1996 Rameek Wright
- 1997 Rameek Wright
- 1998 Drew O'Conhor
- 1999 Phil McGeoghan
- 2000 Jake Eaton
- 2001 Royston English, Stefan Gomes
- 2002 Marcus Williams
- 2003 Ron Whitcomb
- 2004 Christian Pereira
- 2005 Montell Owens
- 2006 Ron Whitcomb, Arel Gordon
- 2007 Jhamal Fluellen
- 2008 Mike Brusko, Ryan Canary
- 2009 Landis Williams
- 2010 Derek Buttles
- 2011 Pushaun Brown
- 2012 Chris Howley
- 2013 John Ebeling
- 2014 Damarr Aultman
- 2015 Micah Wright
- 2016 Micah Wright
- 2017 Jamil Demby
- 2018 Earnest Edwards
- 2019 Jaquan Blair
- 2021 Michael Gerace
- 2022 Xavier Scott & Shawn Bowman
- 2023 Joe Gillette

>> SAM SEZAK OUTSTANDING OFFENSIVE LINEMAN AWARD

- 1984 Dan Maloney
- 1985 Tim Cahill
- 1986 John Colasecco
- 1987 Dave Ingalls
- 1988 Scott Hough
- 1989 Scott Hough
- 1990 Tom Rogers
- 1991 Sean Dowd
- 1992 Dan Jones
- 1993 Mike Misbrenner
- 1994 Steve Stinson
- 1995 Steve Stinson
- 1996 Mike Flynn
- 1997 Doug Henderson
- 1998 Giff Salisbury
- 1999 Paul Paradis
- 2000 Zack Magliaro
- 2001 Chad Hayes
- 2002 Mike LeConte
- 2003 Peter Richardson
- 2004 Ben Lazarski
- 2005 Ben Lazarski
- 2006 Ryan Canary
- 2007 Ryan Canary
- 2008 Christopher Arnao
- 2009 Tyler Eastman
- 2010 Chris Howley
- 2011 Chris Howley
- 2012 Josh Spearin
- 2013 Jeff Gakos
- 2014 Bruce Johnson
- 2015 Bruce Johnson
- 2016 Jamil Demby
- 2017 Cody Levy
- 2018 Liam Dobson
- 2019 Liam Dobson
- 2021 PI Barr
- 2022 Michael Gerace
- 2023 Kevin Jones

>> WALTER ABBOTT OUTSTANDING DEFENSIVE PLAYER AWARD

- 1984 John McGrath
- 1985 Jamie Keefe
- 1986 Jason Davenport
- 1987 Nick Penna
- 1988 Keith James
- 1989 Claude Pettaway
- 1990 Claude Pettaway
- 1991 Jemal Murph
- 1992 Bill Curry, Dan Girard
- 1993 Greg Mikell
- 1994 Greg Mikell
- 1995 Derek Carter
- 1996 Bryan Hawkes
- 1997 Derek Carter
- 1998 Aaron Dashiell
- 1999 Mike Harvey, Peter LeBlanc
- 2000 Dave Cusano
- 2001 Brendan Curry, Dave Cusano
- 2002 Dave Cusano
- 2003 Brandon McGowan
- 2004 Jermaine Walker
- 2005 Jarrod Gomes
- 2006 Mike DeVito
- 2007 Andrew Downey
- 2008 Andrew Downey
- 2009 Donte Dennis
- 2010 Jerron McMillian



Lofa Tatupu won the Thurlow Cooper Rookie-of-the-Year award in 2001.

- 2011 Jerron McMillian
- 2012 Donte Dennis
- 2013 Kendall James
- 2014 Christophe Mulumba Tshimanga
- 2015 Patrick Ricard
- 2016 Christophe Mulumba Tshimanga
- 2017 Sterling Sheffield
- 2018 Deshawn Stevens
- 2019 Kayon Whitaker
- 2021 Ray Miller
- 2022 Adrian Otero
- 2023 Xavier Holmes

>> ROGER ELLIS OUTSTANDING DEFENSIVE LINEMAN AWARD

- 1984 Ron Doody
- 1985 Ray Paquette
- 1986 David Bochtler
- 1987 Scott Nason
- 1988 Scott Nason
- 1989 Justin Strzelczyk
- 1990 Kevin McCoy
- 1991 Corey Parker
- 1992 Corey Parker
- 1993 Ross Fichthorn
- 1994 Ako Stafford
- 1995 Todd Williamson
- 1996 Todd Williamson
- 1997 Jon Gautier
- 1998 Jojo Oliphant
- 1999 Jojo Oliphant
- 2000 Damon Bojnski
- 2001 Dennis Dottin-Carter
- 2002 Brendan Curry
- 2003 Dan Joslyn
- 2004 Mike DeVito
- 2005 Mike DeVito
- 2006 Patrick McCrossan
- 2007 Patrick McCrossan
- 2008 Jonathan Pirruccello
- 2009 Eric Lee
- 2010 Kevin Phanor
- 2011 Michael Cole
- 2012 Michael Cole
- 2013 Michael Cole
- 2014 Matthew Wilson
- 2015 Darius Greene
- 2016 Darius Greene
- 2017 Kayon Whitaker
- 2018 Charles Mitchell
- 2019 Charles Mitchell
- 2021 Xavier Mitchell
- 2022 Jamehl Wiley



Ryan Canary

- 2023 Izaiah Henderson
- >> WOODY CARVILLE SENIOR ACHIEVEMENT AWARD

- 1984 Bob Brainerd
- 1985 Paul Buckley
- 1986 Robert Kreppin
- 1987 Sergio Hebra
- 1988 Chuck Kasmer
- 1989 John Gibson, Steve Roth
- 1990 Matt Swinson
- 1991 Kevin McCoy, Craig Thibeau
- 1992 Gordon Willey
- 1993 Jed Wehrman
- 1994 Todd Park
- 1995 Al Hall, Mike Missbrenner
- 1996 Shawn Stephenson
- 1997 Bryan Hawkes
- 1998 Eric Lewis
- 1999 Garrett Gillick
- 2000 Phil McGeoghan
- 2001 Zack Magliaro
- 2002 Rob Kierstead
- 2003 Matt Hammond
- 2004 Marcus Walton
- 2005 Justin Knox
- 2006 Joe Vanidestine
- 2007 Shawn Demaray
- 2008 Ryan Canary
- 2009 Brandon McLaughlin
- 2010 Matt Barber
- 2011 Chris Treister and Roosevelt Boone
- 2012 Brian Harvey
- 2013 Jamal Clay
- 2014 Khari Al-Mateen
- 2015 Sean Decloux
- 2016 Max Andrews
- 2017 Michael Supp
- 2018 Jeff DeVaughh
- 2019 Manny Patterson
- 2021 Gunnar Docos
- 2022 Michael Gerace
- 2023 Braeden Heald

>> RON ROGERSON SPIRIT/DEDICATION AWARD

- 1984 Jack Leone
- 1985 Rick Ouellette
- 1986 Steve Root
- 1987 Bob Wilder
- 1988 Doug Dorsey
- 1989 Mike Denino
- 1990 John Pranckevicius
- 1991 Bob Irzyk
- 1992 Mark Shaw
- 1993 Eric Marsh
- 1994 Bob Zurinskas
- 1995 Mike Thomas
- 1996 Dave Rlatt
- 1997 John Jennett
- 1998 Jon Gallant
- 1999 Brian Scott
- 2000 Lamin Sisay/Jason Betts
- 2001 Malik Nichols
- 2002 John Gelsomino
- 2003 Derek Martinez
- 2004 Ivi Nwosu, John Baumgartner
- 2005 Dzigbodi Ababio
- 2006 Manauris Arias
- 2007 Bruno Dorismond
- 2008 Jhamal Fluellen, Sean Wasson
- 2009 Mike Brusko
- 2010 Levi Ervin, Conor Keating
- 2011 Raiibonne Charles
- 2012 Garret Williamson
- 2013 Rickey Stevens
- 2014 Axel Ofori
- 2015 Sherrod Baltimore
- 2016 Jeremy Salmon

- 2017 John Reddington
- 2018 Micah Wright
- 2019 Joshua Huffman
- 2021 Bryce Colee
- 2022 Raffaele Salamone
- 2023 Jack Webb

>> HAROLD WESTERMAN MOST VALUABLE PLAYER AWARD

- 1961 Dave Cloutier, Dale Curry, Don Harnum
- 1962 Richard Kinney, Manch Wheeler
- 1962 William Chard, Alton Hadley, John Roberts
- 1963 David Brown, Leon Harriman
- 1964 Ron Rogerson, Ed Sherry
- 1965 Douglas Avery, Ron Lanza
- 1966 Charles Belisle
- 1967 Stephen Gravelle, William Pasquill, John Sherry
- 1968 Ernest Quackenbush
- 1969 John Collins, John Kimball
- 1970 Barry Greenier
- 1971 Henry James
- 1972 Richard Bergeron, Joseph LaVasseur
- 1972 Gary Worthing
- 1985 Mark Courtts
- 1986 Rob Sterling
- 1987 Mike Buck
- 1988 Nick Penna
- 1989 Mike Buck
- 1990 Jamal Williamson
- 1991 Paul Capriotti
- 1992 Ben Sifmans
- 1993 Jemal Murph
- 1994 Steve Knight
- 1995 Andre Pam
- 1996 Bob Jameson
- 1997 Mickey Fein
- 1998 Mickey Fein
- 1999 Aaron Dashiell, Jojo Oliphant
- 2000 Dwayne Wilmot
- 2001 Jake Eaton, Stephen Cooper
- 2002 Jake Eaton, Stephen Cooper
- 2003 Marcus Williams
- 2004 Marcus Williams
- 2005 Jermaine Walker
- 2006 Matt King
- 2007 Jovan Belcher
- 2008 Jovan Belche
- 2009 Jordan Stevens
- 2010 Donte Dennis
- 2011 Warren Smith, Trevor Coston
- 2012 Darlos James
- 2013 Marcus Wasilewski
- 2014 Trevor Bates
- 2015 Trevor Bates
- 2016 Patrick Ricard
- 2017 Jamil Demby
- 2018 Sterling Sheffield
- 2019 Earnest Edwards
- 2021 Andre Miller
- 2022 Zavier Scott
- 2023 Jamie Lamson

>> THURLOW COOPER (O) DARIUS MINOR (D) ROOKIE OF THE YEAR AWARDS

- 1985 Doug Dorsey
- 1986 Joe Trefethen
- 1987 Claude Pettaway
- 1988 Carl Smith
- 1989 Mark Dupree
- 1990 Dick Donahue
- 1991 Emilio Colon
- 1992 Brian Gaine
- 1993 Alon Byers



College Football Hall of Fame Inductees

David "The Admiral" Nelson

Inducted: 1987

Nelson served as the head coach at Maine from 1949-50 before moving on to Delaware from 1951-65. He guided the Black Bears to the Yankee Conference title in 1949 and a 5-1-1 record in 1950. He is credited for creating the Wing T formation while at Maine. Nelson served as Commissioner of the Yankee Conference from 1989-91 and was a member of the NCAA Football Rules Committee from 1957 to his death in 1991.



Harold "Tubby" Raymond

Inducted: 2003

Raymond served as an assistant coach at Maine from 1951-53. He helped Nelson implement the Wing T while in Orono. Raymond moved on to Delaware and was the school's head coach for 36 seasons and won 300 games and three national titles during his career. At the time of his retirement, Raymond had accounted for over half of the total wins accumulated by the Blue Hens in the 110-year history of the program.



Eddie "Robbie" Robinson

Inducted: 1955

Robinson served as the head coach at Maine during the 1902 season and led the Black Bears to a 6-2 record, including five shutout victories. Robinson also coached at Brown and Nebraska. Overall, he compiled a record of 156-86-13 in his 27 seasons as a head coach. He led the 1915 Brown football team to the Rose Bowl and is one of just four alumni from Brown to be named to the College Football Hall of Fame.




John Huard

Inducted: 2014


Huard, a two-time first team All-American, guided Maine to the Tangerine Bowl in 1965. A two-time first team All-Yankee Conference selection, Huard recorded 22 tackles in his first game in 1964. Named one of the top 20 athletes in the history of the state of Maine by Sports Illustrated, Huard was the first football player inducted into the Maine Athletic Hall of Fame ('86), the first member of Alford Stadium's Ring of Honor and the first ever Black Bear player to be bestowed in the College Football Hall of Fame.



2012 Outstanding Offensive Player/
2x Outstanding Offensive Lineman Chris Howley



Mike Buck



Daren Stone

NFL Black Bears

>> 2024	Zavier Scott, WR, RFA	Indianapolis Colts
>> 2022	Andre Miller, WR, RFA	NY Giants
>> 2020	Earnest Edwards, KR/WR, RFA	LA Rams
>> 2019	Sterling Sheffield, LB, RFA	Cincinnati Bengals
	Drew Belcher, TE, RFA	Arizona Cardinals
	Micah Wright, WR, RFA	New Orleans Saints
>> 2018	Jamil Demby, OL, 6th Rd.	LA Rams
>> 2017	Patrick Ricard, DL, RFA	Baltimore Ravens
>> 2016	Trevor Bates, DE/LB, 7th Rd.	Indianapolis Colts
	Bruce Johnson, OL, RFA	Philadelphia Eagles
>> 2015	Damaris Aultman, WR/KR, RFA	Miami Dolphins
>> 2014	Kendall James, DB, 6th Rd.	Minnesota Vikings
	Justin Perillo, TE, RFA	Green Bay Packers
	Derrick Johnson, WR, RFA	New England Patriots
>> 2013	Donte Dennis, LB, RFA	St. Louis Rams
	Darlos James, DB, RFA	Detroit Lions
	Jeremy Kelley, WR, RFA	Indianapolis Colts
>> 2012	Jerron McMillian, DB, 4th Rd.	Green Bay Packers
	Trevor Coston, DB, RFA	Chicago Bears
	Derek Sesion, WR, RFA	Buffalo Bills
	Pushaun Brown, RB, RFA	New York Jets
	Derek Buttles, TE, RFA	Buffalo Bills
>> 2011	Mark Masterson, LB, RFA	Miami Dolphins
>> 2010	Tyler Eastman, OL, RFA	Kansas City Chiefs
	Landis Williams, WR, RFA	Denver Broncos
>> 2009	Jovan Belcher, DL, RFA	Kansas City Chiefs
	Andrew Downey, LB, RFA	Detroit Lions
>> 2008	Matthew Mulligan, TE, RFA	Miami Dolphins
	Anthony Cotrone, FB, RFA	Jacksonville Jaguars
>> 2007	Daren Stone, DB, 6th Rd.	Atlanta Falcons
	Matt King, DL, RFA	New York Jets
	Mike DeVito, DL, RFA	New York Jets
>> 2006	Kevin McLahan, WR, 7th Rd.	Oakland Raiders
	Montell Owens, RB, RFA	Jacksonville Jaguars
	Jermaine Walker, LB, RFA	Washington Redskins
	Ryan Waller, WR, RFA	Kansas City Chiefs
>> 2005	Marcus Williams, RB, RFA	Indianapolis Colts
	Brandon McGowan, DB, RFA	Chicago Bears
>> 2003	Stephen Cooper, LB, RFA	San Diego Chargers
>> 2002	Chad Hayes, TE, RFA	Kansas City Chiefs
	Lennard Byrd, DB/RS, RFA	New York Giants
>> 2001	Dwayne Wilmot, WR, RFA	Indianapolis Colts
	Phil McGeoghan, WR, RFA	New York Jets
>> 2000	Brent Naccara, LB, RFA	New York Jets
>> 1999	Mickey Fein, QB, RFA	Detroit Lions
	Drew O'Connor, WR, RFA	Tampa Bay Buccaneers
>> 1997	Dave Bilatt, OL, RFA	Chicago Bears
	Mike Flynn, OL, RFA	Baltimore Ravens
>> 1996	Brian Gaine, TE, RFA	Kansas City Chiefs
>> 1992	Carl Smith, RB, RFA	Philadelphia Eagles
	Dan Jones, OL, RFA	Cincinnati Bengals
>> 1990	Mike Buck, QB, 6th Rd.	New Orleans Saints
	Scott Hough, OL, 7th Rd.	New Orleans Saints
	Justin Strzelczyk, OL, 11th Rd.	Pittsburgh Steelers
>> 1988	Rob Sterling, DB, 6th Rd.	Philadelphia Eagles
>> 1984	Clay Pickering, WR, RFA	Chicago Bears
>> 1983	Lorenzo Bouier, RB, 12th Rd.	Dallas Cowboys
>> 1980	Roger Lapham, RB, 12th Rd.	Buffalo Bills
>> 1979	Chris Keating, LB, RFA	Buffalo Bills
>> 1970	Gene Benner, WR, 11th Rd.	Cleveland Browns
>> 1967	John Huard, LB, 5th Rd.	Denver Broncos
>> 1962	Dave Cloutier, HB, 18th Rd.	Dallas Cowboys
	Manch Wheeler, QB, RFA	Buffalo Bills
>> 1959	Roger Ellis, C, 14th Rd.	New York Giants
>> 1956	Thurlow Cooper, DE, 16th Rd.	Cleveland Browns

1994 Derek Carter
1995 Lateef O'Connor
1996 Brent Naccara
1997 Ben Christopher
1998 Zack Magliaro
1999 Stephen Cooper
2000 Devon Goree
2001 Lofa Tatupu
2002 Ryan Waller (O), Joan Quezada (D)
2003 Manauris Arias
2004 Patrick McCrossan
2005 Christopher Arnao (O), Lamir Whetstone (D)
2006 Jhamal Fluellen (O), Jordan Stevens (D)
2007 Dominic Cusano
2008 Jared Turcotte (O), Raibonne Charles (D)
2009 Josh Spearin (O), Darlos James (D)
2010 Joe Hook (O), Michael Cole (D)
2011 Art Williams (O), Khari Al-Mateen (D)
2012 Nigel Jones (O), Michael Kozlakowski (D)
2013 Jordan Dunn (O), Christophe Mulumba Ishimanga (D)
2014 Nigel Beckford (O), Zachary Hume (D)
2015 James DeMartini (O), Sterling Sheffield (D)
2016 Josh Mack (O), Earnest Edwards (O), Manny Patterson (D)
2017 Chris Ferguson (O), Jaron Grayer (D)
2018 Ramon Jefferson (O), Jamehl Wiley (D)
2019 Joe Fagnano (O), Josh Lezin (D)
2021 Freddie Brock (O), Shakur Smalls (D)
2022 Rohan Jones (O), Darius McKenzie (D)
2023 Nicolas Cruji (O), Jabari Odoemem (D)

>> GEORGE WOOD OUTSTANDING SPECIAL TEAMS PLAYER AWARD

1990 Jeff Mottola
1991 Marc Curran
1992 Tony Szydlowski
1993 Frizell Davis
1994 Bryan Hawkes
1995 Bert Rich
1996 Chris Binder, Lateef O'Connor
1997 Peter LeBlanc
1998 Darrick Brown
1999 Peter LeBlanc
2000 Todd Jagoutz
2001 Lennard Byrd
2002 Mike Mellow
2003 Rob Brooks
2004 Mike Mellow
2005 Andrew Downey
2006 Alex Goyins
2007 Bobby Donnelly
2008 Kash Kiefer
2009 Ryan McCrossan
2010 Jeremy Kelley
2011 Troy Eastman
2012 Axel Ofori
2013 Arron Achey
2014 Carlton Charles
2015 John McCabe
2016 Jeffrey DeVaughn
2017 Mozai Nelson
2018 Mozai Nelson
2019 Derek Deoul
2021 Jamie Lamson
2022 Vince Thomas
2023 Cody Williams

>> JACK COSGROVE LEADERSHIP AWARD

2016 Dan Collins
2017 Jared Osumah
2018 Drew Belcher
2019 Joe Fitzpatrick
2021 Austin Chambers
2022 Adrian Otero
2023 Kevin Jones

All-Star Games

>> SENIOR SCOUT BOWL/NFLPA BOWL

2019 Sterling Sheffield
2018 Jamil Demby
2013 Chris Howley
2012 Pushaun Brown, Trevor Coston
2011 Steven Barker

>> HULA BOWL

2007 Daren Stone

>> EAST-WEST SHRINE GAME

2018 Jamil Demby

>> INTA-JUICE ALL-STAR CLASSIC

2007 Matt King

>> EAST COAST BOWL

2008 Bruno Dorismond

>> TEXAS VS. THE NATION

2008 Matthew Mulligan

2009 Jovan Belcher

2010 Tyler Eastman

>> FLORIDA VS. THE NATION

2001 Chad Hayes



Team Records

>> MAINE VERSUS OPPONENTS

Appalachian State	2-0
Eastern Washington	0-1
Georgia Southern	0-3
Jacksonville State	1-0
McNeese State	1-0
New Hampshire	0-1
Northern Iowa	0-2
Southwest Missouri State	0-1
Weber State	1-0

>> MAINE VERSUS CONFERENCES


Big Sky	1-1
Colonial Athletic Association	0-1
Ohio Valley	1-0
Southern	2-3
Southland	1-0
Missouri Valley Football	0-3

>> RECORD IN ROUNDS

First/Second Round	4-4
Quarterfinals	1-3
Semifinals	0-1

>> MAINE RECORDS

Points	55
_____ vs. Jacksonville St., 2018 Second Round	
Points In A Quarter	21 (1st & 2nd Qtrs.)
_____ vs. Jacksonville St., 2018 Second Round	
First Downs	32
_____ at Eastern Washington, 2018 Semifinals	
Rushing Yardage	299
_____ at SW Missouri State, 1989 First Round	
Rushing Attempts	54
_____ at SW Missouri State, 1989 First Round	
Rushing Average Per Play	6.0 (2x)
_____ at App. St., 2011 Second Round	
_____ vs. Jacksonville St., 2018 Second Round	
Passing Yardage	330
_____ at Northern Iowa, 2001 Quarterfinals	
Pass Completions	29
_____ at Northern Iowa, 2001 Quarterfinals	
Pass Attempts	54
_____ at Eastern Washington, 2018 Semifinals	
Pass Completion Percentage	65.9
_____ at Northern Iowa, 2001 Quarterfinals	
Touchdown Passes	5
_____ vs. Jacksonville St., 2018 Second Round	
Interceptions Thrown	4
_____ at Northern Iowa, 2008 First Round	
Total Offense	479
_____ at Eastern Washington, 2018 Semifinals	
Fumbles Lost	3
_____ at Northern Iowa, 2001 Quarterfinals	
Turnovers	4 (3x)
_____ Last: at Eastern Washington, 2018 Semifinals	
Sacks	4
_____ vs. Jacksonville St., 2018 Second Round	
Time Of Possession	34:45
_____ at Eastern Washington, 2018 Semifinals	
Attendance	15,291
_____ at App. St., 2011 Second Round	
Longest Scoring Play (Yards)	88 (kickoff return)
_____ vs. New Hampshire, 2013 Second Round	



Sergio Hebra

Individual Records



Maine celebrates after knocking off McNeese State in 2001.

>> RUSHING

Yardage	205
_____ Carl Smith at SW Missouri State (1989)	
Attempts	33
_____ Royston English at McNeese State (2001)	
Average (min. 10 attempts)	7.2
_____ Ramon Jefferson vs. Jacksonville State (2018)	
Touchdowns	2 (2x)
_____ Ramon Jefferson vs. Jacksonville State (2018)	
_____ Carl Smith at SW Missouri State (1989)	
Longest Touchdown Run	54
_____ David Hood at Appalachian State (2011)	

>> PASSING

Yardage	330
_____ Jake Eaton at Northern Iowa (2001)	
Completions	29
_____ Jake Eaton at Northern Iowa (2001)	
Attempts	54
_____ Chris Ferguson at Eastern Washington (2018)	
Completion Percentage (min. 10 att.)	65.9
_____ Jake Eaton at Northern Iowa (2001)	
Touchdown Passes	5
_____ Chris Ferguson vs. Jacksonville State (2018)	
Interceptions Thrown	4
_____ Mike Brusko at Northern Iowa (2008)	

>> RECEIVING

Yardage	174
_____ Stefan Gomes at Northern Iowa (2001)	
Receptions	14
_____ Stefan Gomes at Northern Iowa (2001)	
Average Reception Yardage (min. 3 att.)	23.4
_____ Damarr Aultman at App. St. (2011)	
Touchdowns	2 (3x)
_____ Earnest Edwards vs. Jacksonville State (2018)	
_____ Damarr Aultman at App. St. (2011)	
_____ Stefan Gomes at Northern Iowa (2001)	
Longest Touchdown Reception	47
_____ Andre Miller at Eastern Washington (2018)	

>> SCORING

Points	18
_____ Earnest Edwards vs. Jacksonville State (2018)	
Touchdowns	3
_____ Earnest Edwards vs. Jacksonville State (2018)	
Kicking Points	9
_____ Lance McCleish at SW Missouri State (1989)	
Extra Points	7
_____ Kenny Doak vs. Jacksonville State (2018)	

>> CAREER PLAYOFF LEADERS (TOP FIVE)

Rushing Yardage			
Rank	Name	Games	Yards
1.	Ramon Jefferson	3	339
2.	Marcus Williams	4	281
3.	Carl Smith	1	205
4.	Pushaun Brown	3	154
5.	Royston English	1	144

Passing Yardage

Rank	Name	Games	Yards
1.	Chris Ferguson	3	654
2.	Jake Eaton	2	505
3.	Warren Smith	2	479
4.	Mike Buck	2	353
5.	Marcus Wasilewski	1	229
6.	Jon Meczywor	3	185

Receptions

Rank	Name	Games	Rec.
1.	Stefan Gomes	2	21
2.	Damarr Aultman	3	16
3.	Arthur Williams	3	13
4.	Chad Hayes	2	11
T5.	Derek Session	3	10
T5.	Andre Miller	3	10
T5.	Drew Belcher	3	10
T5.	Earnest Edwards	3	10

>> TOP SINGLE GAME PERFORMANCES

Rushing Yardage			
Yards	Name (Game)		
205	Carl Smith (at SWMS, 1989)		
186	Ramon Jefferson (vs. Jacksonville St., 2018)		
157	Marcus Williams (at ASU, 2002)		
144	Royston English (at McN. St., 2001)		
113	Marcus Williams (at GSU, 2002)		
111	Pushaun Brown (at ASU, 2011)		

Passing Yardage

Yards	Name (Game)		
330	Jake Eaton (at UNI, 2001)		
325	Chris Ferguson (at Eastern Wash., 2018)		
250	Warren Smith (at ASU, 2011)		
229	Mike Buck (at GSU, 1987)		
229	Marcus Wasilewski (vs. UNH, 2013)		
180	Mike Brusko (at UNI, 2008)		
175	Jake Eaton (at McN. St., 2001)		

Receiving Yardage

Yards	Name (Game)		
174	Stefan Gomes (at UNI, 2001)		
129	Andre Miller (at Eastern Wash., 2018)		
117	Damarr Aultman (at ASU, 2011)		
113	Sergio Hebra (at GSU, 1987)		
108	Stefan Gomes (at McN. St., 2001)		
81	Arthur Williams (vs. UNH, 2013)		
79	Chad Hayes (at UNI, 2001)		

Opponent Team Records

>> TOP TEAM PERFORMANCES

First Downs	27
_____ Eastern Washington, 2018	
Rushing Yardage	416
_____ Georgia Southern, 2002	
Rushing Attempts	67
_____ Georgia Southern, 2011	
Rushing Average Per Play	6.6
_____ Georgia Southern, 2002	
Passing Yardage	390
_____ Jacksonville State, 2018	
Pass Completions	26
_____ Appalachian State, 2011	
Pass Attempts	52
_____ Weber State, 2018	
Pass Completion Percentage	78.6
_____ Southwest Missouri State, 1989	
Interceptions Thrown	4
_____ Weber State, 2018	
Total Offense	568
_____ Eastern Washington, 2018	
Fumbles Lost	2
_____ Jacksonville State, 2018	
Turnovers	4
_____ Weber State, 2018	

Opponent Ind. Records

>> RUSHING

Yardage	195
_____ Vick King (McNeese State), 2001	
Attempts	33
_____ Vick King (McNeese State), 2001	
Touchdowns	3 (2x)
_____ Last: Adam Benge (Northern Iowa), 2001	

>> PASSING

Yardage	365
_____ Zerrick Cooper (Jacksonville State), 2018	
Completions	24
_____ J. Constantine (Weber State), 2018	
Attempts	52
_____ J. Constantine (Weber State), 2018	
Touchdown Passes	7
_____ Eric Barriere (Eastern Washington), 2018	
Interceptions Thrown	4
_____ J. Constantine (Weber State), 2018	

>> RECEIVING

Yardage	188
_____ Nsimba Webster (Eastern Washington), 2018	
Receptions	9
_____ Nsimba Webster (Eastern Washington), 2018	
Touchdowns	4
_____ Eastern Washington, 2018	

>> SCORING

Points	24
_____ Nsimba Webster (Eastern Washington), 2018	
Touchdowns	4
_____ Nsimba Webster (Eastern Washington), 2018	
Kicking Points	11
_____ Mike MacArthur (New Hampshire), 2013	
Extra Points	8
_____ Mac Hoambrecker (Northern Iowa), 2001	



1987 Playoffs

First Round

Georgia Southern 31, Maine
Nov. 28, 1987
Statesboro, Ga. // Paulson

	1	2	3	4	OT	F
Maine	14	14	0	0	0	28
Ga. South.	7	3	11	7	3	31

	UM	GSU
Team Statistics		
First Downs	21	22
Rushes-Yds (Net)	35-127	66-384
Passing Yds (Net)	229	66
Cmp-Att-Int	18-32-2	7-15-1
Total Plays-Yds	67-356	81-450
Time/Possession	26:32	33:28

UM-Hebra 23 pass from Buck (Berjestedt kick); GS-Gross 13 run (Foley kick); UM-Buck 1 run (Berjestedt kick); UM-Fox 2 run (Berjestedt kick); GS-Foley 32 FG; UM-Wood 1 run (Berjestedt kick); GS-Thompson 4 run (Gross run); GS-Foley 32 FG; GS-Ross 12 run (Foley kick); GS-Foley 42 FG.

Rushing: UM-Fox 7-28, Dorsey 7-18, Wood 11-51, Buck 10-30. GS-Ross 23-86, Gross 18-173, Thompson 10-49, G. Miller 7-56, Johnson 6-17, K. Miller 1-2, Taylor 1-1.

Passing: UM-Buck 18-32-2-229. GS-Gross 7-15-1-66. Receiving: UM-Wood 1-2, Hebra 5-113, Strzelczyk 1-15, Gordon 1-20, Dorsey 1-4, Fox 1-(-3), Knox 1-16, Venditto 5-42, Lanza 2-20. GS-Belser 3-27, K. Miller 1-9, Johnson 1-3, Barron 1-12, Thompson 1-15.

Attendance: 9,440.

1989 Playoffs

First Round

SW Missouri State 38, Maine 35
Nov. 25, 1989
Springfield, Mo. // Briggs Stadium

	1	2	3	4	OT	F
Maine	3	17	8	7	-	35
SMS	0	14	14	10	-	38

	UM	SMS
Team Statistics		
First Downs	26	22
Rushes-Yds (Net)	54-299	46-248
Passing Yds (Net)	130	161
Cmp-Att-Int	11-21-1	11-14-0
Total Plays-Yds	75-429	60-409
Time/Possession	32:18	27:42

UM-McCleish 24 FG; UM-Smith 9 run (McCleish 1 run (McCleish kick)); SMS-Smith 7 run (Potthast kick); UM-McCleish 47 FG; SMS-Smith 11 run (Potthast kick); UM-Dupree 33 pass from Buck (Smith run); SMS-Carney 1 run (Potthast kick); SMS-Carney 13 run (Potthast kick); UM-Smith 35 run (McCleish kick); SMS-Potthast 33 FG.

Rushing: UM-Smith 30-205, Buck 6-(-3), Sirmans 18-97. SMS-Smith 10-53, Jenkins 13-66, Gilbert 3-13, Collins 6-70, McConico 2-4, Frost 4-26, Carney 8-16.

Passing: UM-Buck 10-20-2-124, DelRosso 1-1-0-6. SMS-Smith 7-7-0-103, Carney 4-7-0-58.

Receiving: UM-Shaw 1-8, Dupree 4-69, Smith 2-12, Sirmans 1-7, Roth 2-28, Ballard 1-6. SMS-Gilbert 3-28, Adams 1-44, Collins 3-41, Rapert 1-15, Eden 2-29.

Attendance: 7,270.

2001 Playoffs

First Round

Maine 14, McNeese State 10
Dec. 1, 2001
Lake Charles, La. // Cowboy

	1	2	3	4	OT	F
Maine	0	0	14	0	-	14
MSU	0	0	10	0	-	10

	UM	MSU
Team Statistics		
First Downs	22	14
Rushes-Yds (Net)	41-196	45-250
Passing Yds (Net)	175	86
Cmp-Att-Int	13-37-2	8-17-2
Total Plays-Yds	78-371	62-336
Time/Possession	31:54	28:06

MS-Hebert 42 FG; UM-Hayes 27 pass from Eaton (DeVinney kick); MS-King 58 run (Hebert kick); UM-English 4 run (DeVinney kick).

Rushing: UM-English 33-144, Eaton 5-41, Williams 2-8, Henry 1-3. MSU-King 33-195, Lawton 6-51, Martin 2-12, Sams 1-6, Robin 1-5, Nagle 2-(-19).

Passing: UM-Eaton 13-37-2-175. MSU-Nagle 8-17-2-86.

Receiving: UM-Gomes 7-108, Hayes 4-49, Minor 2-18. MSU-Martin 4-25, King 2-28, Lawton 1-19, Sams 1-14.

Attendance: 12,450.

2001 Playoffs

Quarterfinals

Northern Iowa 56, Maine 28
Dec. 8, 2001
Cedar Falls, Iowa // UNI Dome

	1	2	3	4	OT	F
Maine	7	14	7	0	-	28
UNI	14	7	14	21	-	56

	UM	UNI
Team Statistics		
First Downs	25	18
Rushes-Yds (Net)	34-163	34-199
Passing Yds (Net)	330	299
Cmp-Att-Int	29-42-1	12-26-2
Total Plays-Yds	78-475	60-480
Time/Possession	31:30	28:30

UNI-Hoambrecker 43 FG; UM-Gomes 3 pass from Eaton (DeVinney kick); UNI-Carter 8 run (Hannam pass); UM-Henry 3 run (DeVinney kick); UNI-Benge 3 run (Hoambrecker kick); UM-Gomes 18 pass from Eaton (DeVinney kick); UNI-Soliday 23 pass from Jurgens (Hoambrecker kick); UM-Hayes 12 pass from Eaton (DeVinney kick); UNI-Benge 63 run (Hoambrecker kick); UNI-Soliday 35 pass from Jurgens (Hoambrecker kick); UNI-Benge 5 run (Hoambrecker kick); UNI-Harris 47 INT return (Hoambrecker kick).

Rushing: UM-Henry 15-79, Gomes 1-20, Gelsomino 4-18, Momah 3-18, Eaton 9-25, Williams 1-3, Meczywor 1-(-6). UNI-Benge 12-114, Carter 14-68, Fiech 3-11, Moothart 1-4, Jurgens 4-2.

Passing: UM-Eaton 29-42-1-330. UNI-Jurgens 12-26-2-299.

Receiving: UM-Gomes 14-174, Hayes 7-79, Gelsomino 4-47, Minor 4-30. UNI-Mays 4-92, Soliday 3-76, Sanderson 2-110, Hannam 1-9, Benge 1-7, Seitz 1-5.

Attendance: 9,525.

2002 Playoffs

First Round

Maine 14, Appalachian State 13
Nov. 30, 2002
Boone, N.C. // Kidd Brewer

	1	2	3	4	OT	F
Maine	0	0	7	7	-	14
ASU	0	0	10	3	-	13

	UM	ASU
Team Statistics		
First Downs	16	16
Rushes-Yds (Net)	44-228	42-226
Passing Yds (Net)	86	73
Cmp-Att-Int	7-15-0	9-17-1
Total Plays-Yds	59-292	59-251
Time/Possession	32:03	27:57

ASU-Burchette 1 run (Wright kick); ASU-Wright 19 FG; UM-Ry. Waller 27 pass from Meczywor (Mellow kick); ASU-Wright 47 FG; UM-Williams 41 run (Mellow kick).

Rushing: UM-Williams 29-157, Meczywor 12-38, Momah 2-9, Gelsomino 1-2. ASU-Bear 18-119, Jackson 6-69, Thomas 4-13, Hoover 3-3, Burchette 10-(-9), Williams 1-(-17).

Passing: UM-Meczywor 7-15-0-86. ASU-Burchette 9-17-1-73.

Receiving: UM-Pereira 3-38, Ry. Waller 1-27, McMahan 1-13, Fusco 1-4, Gelsomino 1-4. ASU-Fowlkes 3-19, Layton 2-3, Hoover 1-21, Little 1-14, White 1-11, Hayward 1-5.

Attendance: 4,311.

2002 Playoffs

Quarterfinals

Georgia Southern 31, Maine 7
Dec. 7, 2002
Statesboro, Ga. // Paulson Stadium

	1	2	3	4	OT	F
Maine	7	0	0	0	-	7
GSU	7	7	3	14	-	31

	UM	GSU
Team Statistics		
First Downs	18	22
Rushes-Yds (Net)	40-162	63-416
Passing Yds (Net)	99	40
Cmp-Att-Int	8-22-1	1-3-1
Total Plays-Yds	62-261	66-456
Time/Possession	29:23	30:37

GSU-Walden 23 run (Shelton kick); UM-McMahan 34 pass from Meczywor (Mellow kick); GSU-Austin 7 run (Shelton kick); GSU-Shelton 36 FG; GSU-Williams 2 run (Shelton kick); GSU-Williams 5 run (Shelton kick).

Rushing: UM-Williams 23-113, Momah 7-36, Meczywor 8-9, Gelsomino 1-4, Legree 1-0. GSU-Austin 27-143, Williams 20-106, Walden 7-82, Myers 8-73, Davis 1-12.

Passing: UM-Meczywor 8-22-1-99. GSU-Williams 1-3-1-40.

Receiving: UM-Pereira 4-38, Gelsomino 2-24, McMahan 1-34, Ry. Waller 1-3. GSU-Owens 1-40.

Attendance: 6,708.

2008 Playoffs

First Round

Northern Iowa 40, Maine 15
Nov. 29, 2008
Cedar Falls, Iowa // UNI Dome

	1	2	3	4	OT	F
Maine	0	7	0	8	-	15
UNI	7	16	3	14	-	40

	UM	UNI
Team Statistics		
First Downs	13	22
Rushes-Yds (Net)	33-84	42-193
Passing Yds (Net)	180	229
Cmp-Att-Int	15-23-4	15-24-1
Total Plays-Yds	56-264	66-422
Time/Possession	29:10	30:50

UNI-Law 2 run (Hallgren kick); UM-Session 2 run (Waxman kick); UNI-Herring 42 pass from Grace (Hallgren kick); UNI-Team safety; UNI-Herring 55 pass from Grace (Hallgren kick); UNI-Hallgren 39 FG; UNI-Lewis 2 run (Hallgren kick); UM-Session 10 pass from Brusko (Fersner pass from Brusko); UNI-Law 10 run (Hallgren kick).


Rushing: UM-Williams 1-31, Turcotte 5-23, Fluellen 5-11, Session 4-9, Brown 4-6, Brusko 13-5, Team 1-(-1). UNI-Lewis 14-77, Law 12-64, Grace 16-54.

Passing: UM-Brusko 15-23-4-180. UNI-Grace 15-24-1-229.

Receiving: UM-Session 5-70, Fersner 3-53, Williams 2-14, Turcotte 2-14, Fluellen 1-15, Jones 1-8, Brown 1-6. UNI-Herring 3-102, Mahaffey 3-33, Turner 2-36, Hord 2-22, Law 2-4, Lewis 2-3, Oordt 1-29.

Attendance: 8,477.

Derek Session tied Maine's playoff record with two TDs at Northern Iowa in 2008.





2011 playoffs

First Round

Maine 34, Appalachian State 12

Dec. 3, 2011

Boone, N.C. // Kidd Brewer Stadium

	1	2	3	4	OT	F
Maine	7	6	14	7	-	34
App. St.	0	6	0	6	-	12

UM-Aultman 44 pass from Smith (Harvey kick); AS-Peacock 20 pass from Jackson (Stewart kick blocked); UM-Aultman 35 pass from Smith (Harvey kick blocked); UM-Ebeling 21 pass from Smith (Harvey kick); UM-Hood 54 run (Harvey kick); AS-Cadet 1 run (Stewart kick blocked); UM-Brown 31 run (Harvey kick).

Team Statistics	UM	ASU
First Downs	20	17
Rushes-Yds (Net)	36-216	25-3
Passing Yds (Net)	250	272
Cmp-Att-Int	17-26-1	26-45-2
Total Plays-Yds	62-466	70-275
Time/Possession	32:22	27:38

Rushing: UM-Brown 24-111; Hood 4-88; Smith 5-22; TEAM 1(-2); Treister 2(-3). ASU-Boney 7-16; Miller 2-3; Cadet 6(-4); Jackson 10(-12).

Passing: UM-Smith 17-26-1-250. ASU-Jackson 26-45-2-272.

Receiving: UM-Aultman 5-117; Perillo 4-48; Williams 4-42; Session 3-22; Ebeling 1-21. ASU-Quick 7-41; Peacock 6-75; Cadet 4-48; Jordan 4-27; Presley 2-33; Boney 2-32; Washington 1-16.

Attendance: 15, 291.

2011 playoffs

Quarterfinals

Georgia Southern 35, Maine 23

Dec. 10, 2011

Statesboro, Ga. // Paulson Stadium

	1	2	3	4	OT	F
Maine	7	3	13	0	-	23
GSU	14	7	14	0	-	35

GS-Shaw 2 run (Mora kick); GS-Wilcox 2 run (Mora kick); UM-Boone 91 KOR (Harvey kick); UM-Harvey 21 FG; GS-Wilcox 7 run (Mora kick); UM-Perillo 12 pass from Smith (Harvey kick); Shaw 1 run (Mora kick); GS-Showers 25 pass from Shaw (Mora kick); Ebeling 3 pass from Smith (Treister rush failed).

Team Statistics	UM	GSU
First Downs	15	23
Rushes-Yds (Net)	16-66	67-360
Passing Yds (Net)	229	116
Cmp-Att-Int	15-29-3	7-8-0
Total Plays-Yds	45-295	75-476
Time/Possession	17:36	42:24

Rushing: UM-Brown 9-38; Smith 6-35; TEAM 1(-7). GSU-Wilcox 8-99; Swope 23-81; Bryant 6-65; Hickey 6-43; Robinson 6-36; Brown 2-20; Shaw 14-19; TEAM 2(-3).

Passing: UM-Smith 15-29-3-229; GSU-7-8-0-116.

Receiving: UM-Aultman 6-108; Williams 4-89; Perillo 2-17; Session 2-12; Ebeling 1-3. GSU-Showers 2-34; Walker 2-15; Wilcox 1-32; Robinson 1-27; Brown 1-8.

Attendance: 12,886.

2013 playoffs

Second Round

New Hampshire 41, Maine 27

Dec. 7, 2013

Orono, Maine // Alford Stadium

	1	2	3	4	OT	F
New Hamp.	10	10	7	14	-	41
Maine	7	10	3	7	-	27

UNH - MacArthur, Mike 43 yd field goal; MAINE - Aultman, Damar 88 yd kickoff return (Decloux, Sean kick); UNH - Mello, Justin 57 yd pass from Goldrich, Sean (MacArthur, Mike kick); MAINE - Decloux, Sean 21 yd field goal; UNH - Giansante, J. 48 yd pass from Goldrich, Sean (MacArthur, Mike kick); UNH - MacArthur, Mike 22 yd field goal; MAINE - Ebeling, John 9 yd pass from Wasilewski, Mar (Decloux, Sean kick); UNH - Mello, Justin 3 yd pass from Goldrich, Sean (MacArthur, Mike kick); MAINE - Decloux, Sean 28 yd field goal; UNH - Setian, Chris 12 yd run (MacArthur, Mike kick); UNH - Setian, Chris 7 yd run (MacArthur, Mike kick); MAINE - Perillo, Justin 18 yd pass from Wasilewski, Mar. (Decloux, Sean kick)

Team Statistics	UNH	UM
First Downs	23	18
Rushes-Yds (Net)	43-180	29-155
Passing Yds (Net)	315	229
Cmp-Att-Int	17-28-0	21-39-2
Total Plays-Yds	71-495	68-384
Time/Possession	30:01	29:59

Rushing: UNH-Steriti, Nico 14-74; Setian, Chris 10-54; Goldrich, Sean 14-33; Harris, R.J. 2-17; Crossan, Dalton 2-4; TEAM 1-minus 2. Maine-Wasilewski, Mar 15-71; Stevens, Rickey 12-65; Jones, Nigel 2-19.

Passing UNH-Goldrich, Sean 16-27-0-291; Steriti, Nico 1-1-0-24. Maine-Wasilewski, Mar 21-39-2-229.

Receiving: UNH-Harris, R.J. 6-85; Mello, Justin 5-90; Giansante, J. 2-61; Spears, Harold 2-53; Steriti, Nico 2-26. Maine-Williams, Arthu 5-81; Aultman, Damar 5-39; Stevens, Rickey 4-54; Perillo, Justin 2-29; Ebeling, John 2-13; Jones, Nigel 2-8; Johnson, Derric 1-5.

Attendance: 7,992.

2018 playoffs

Second Round

Maine 55, Jacksonville State 27

Dec. 1, 2018

Orono, Maine // Alford Stadium

	1	2	3	4	OT	F
Jacks. St.	7	7	10	3	-	27
Maine	21	21	7	6	-	55

MAINE - Blair, Jaquan 4 yd pass from Ferguson, Chris (Doak, Kenny kick); MAINE - Edwards, Earnest 41 yd pass from Ferguson, Chris (Doak, Kenny kick); MAINE - Edwards, Earnest 4 yd pass from Ferguson, Chris (Doak, Kenny kick); JSU - Hester, Jamari 36 yd pass from Cooper, Zerrick (Stinnett, Cade kick); JSU - Hester, Jamari 70 yd pass from Cooper, Zerrick (Stinnett, Cade kick); MAINE - Wright, Micah 20 yd pass from Ferguson, Chris (Doak, Kenny kick); MAINE - Edwards, Earnest 1 yd run (Doak, Kenny kick); MAINE - Jefferson, Ramon 24 yd run (Doak, Kenny kick); JSU - Stinnett, Cade 30 yd field goal; MAINE - Belcher, Drew 3 yd pass from Ferguson, Chris (Doak, Kenny kick); JSU - Cooper, Zerrick 1 yd run (Stinnett, Cade kick); JSU - Stinnett, Cade 24 yd field goal; MAINE - Jefferson, Ramon 1 yd run (Doak, Kenny kick blocked)

Team Statistics	JSU	MAINE
First Downs	24	26
Rushes-Yds (Net)	32-87	45-268
Passing Yds (Net)	390	159
Cmp-Att-Int	21-46-1	14-26-0
Total Plays-Yds	78-477	71-427
Time/Possession	26:21	33:39

Rushing: JSU-Cooper, Zerrick 14-31; Matthews, Michael 4-23; Greene, Jaelen 10-16; Webb, Zion 2-16; Burrowes, Leande 2-1 MAINE-Jefferson, Ramon 26-186; Fitzpatrick, Joe 7-50; Wright, Micah 1-20; Young, Devin 1-12; Belcher, Drew 1-5; Ferguson, Chris 4-2; Edwards, Earnest 1-1; TEAM 4(-8).

Passing JSU-Cooper, Zerrick 19-44-1-365-2; Webb, Zion 2-2-0-25-0. MAINE-Ferguson, Chris 14-26-0-159-5.

Receiving: JSU-Barry, Trae 6-102; Hester, Jamari 4-125; Pearson, Josh 4-62; Davidson, Shaq 3-25; Greene, Jaelen 2-49; Byrd, Daniel 2-27. MAINE-Edwards, Earnest 3-49; Blair, Jaquan 3-42; Wright, Micah 3-31; Belcher, Drew 2-18; Dunn, Julian 1-20; Young, Devin 1-1; Fitzpatrick, Joe 1(-2).

Attendance: 6,145

2018 playoffs

Quarterfinals

Maine 23, Weber State 18

Dec. 7, 2018

Ogden, Utah // Stewart Stadium

	1	2	3	4	OT	F
Maine	0	7	7	9	-	23
Weber State	0	3	9	6	-	18

WEBER - Tuttle, Trey 37 yd field goal; MAINE - Blair, Jaquan 9 yd pass from Ferguson, Chris (Doak, Kenny kick); MAINE-Edwards, Earnest 67 yd pass from Ferguson, Chris (Doak, Kenny kick); WEBER-Tuttle, Trey 45 yd field goal; WEBER-Cooley, Devon 33 yd pass from Constantine, J. (Tuttle, Trey kick failed); MAINE-Jefferson, Ramon 45 yd run (Doak, Kenny kick); MAINE-Doak, Kenny 46 yd field goal; WEBER-Denby, Darryl 12 yd pass from Constantine, J.

Team Statistics	MAINE	WEBER
First Downs	11	16
Rushes-Yds (Net)	31-116	25(-1)
Passing Yds (Net)	170	272
Cmp-Att-Int	15-30-1	24-52-4
Total Plays-Yds	61-286	77-271
Time/Possession	31:12	28:48

Rushing: MAINE-Jefferson, Ramon 15-88; Edwards, Earnest 3-13; Young, Devin 2-11; Fitzpatrick, Joe 5-4; Wright, Micah 2-3; TEAM 2-0; Ferguson, Chris 2(-3). UNH-Garrett, T. 10-16; Davis, Josh 11-12; Denby, Darryl 1(-1); Constantine, J. 3(-28).

Passing MAINE-Ferguson, Chris 15-30-1-170-2; WEBER-Constantine, J. 24-52-4-272-2.

Receiving: MAINE-Belcher, Drew 5-36; Edwards, Earnest 3-71; Wright, Micah 2-15; Miller, Andre 1-23; Young, Devin 1-11; Blair, Jaquan 1-9; Jefferson, Ramon 1-3; Fitzpatrick, Joe 1-2.

Attendance: 7,726.

2018 playoffs

Semifinals

Eastern Wash. 50, Maine 19

Dec. 15, 2018

Cheney, Wash. // Roos Field

	1	2	3	4	OT	F
Maine	0	0	19	0	-	19
EWU	21	7	15	7	-	50

EWU-Andrew Boston 1 yd pass from Eric Barriere (R. Alcobendas kick); EWU-Jayce Gilder 3 yd pass from Eric Barriere (R. Alcobendas kick); EWU-Nsimba Webster 11 yd pass from Eric Barriere (R. Alcobendas kick); EWU-Nsimba Webster 16 yd pass from Eric Barriere (R. Alcobendas kick); MAINE-Team safety; MAINE-Doak, Kenny 31 yd field goal; EWU-Nsimba Webster 9 yd pass from Eric Barriere (R. Alcobendas kick); MAINE-Miller, Andre 47 yd pass from Ferguson, Chris (Doak, Kenny kick); MAINE-Fitzpatrick, Joe 2 yd run (Doak, Kenny kick); EWU-Nsimba Webster 58 yd pass from Eric Barriere (R. Alcobendas kick); EWU-Jayce Gilder 29 yd pass from Eric Barriere (R. Alcobendas kick).

Team Statistics	MAINE	EWU
First Downs	32	27
Rushes-Yds (Net)	36-154	36-216
Passing Yds (Net)	325	352
Cmp-Att-Int	28-54-2	21-30-1
Total Plays-Yds	90-479	66-568
Time/Possession	34:45	25:15

Rushing: MAINE-Jefferson, Ramon 11-65; Velez, Adrian 6-45; Fitzpatrick, Joe 7-34; Young, Devin 3-17; Edwards, Earnest 1-4; Brooks, Elijah 1-3; Wright, Micah 1-3; TEAM 2(-4); Ferguson, Chris 4(-13). EWU-McPherson, Sam 12-64; Barriere, Eric 7-53; Custer, Antoine 6-45; Pierce, Tamarick 6-41; Merritt, Dennis 3-22; Grady, Terence 1-3; TEAM 1(-12).

Passing MAINE-Ferguson, Chris 28-54-2-325-1; EWU-Barriere, Eric 21-30-1-352-7.

Receiving: MAINE-Miller, Andre 9-129; Blair, Jaquan 5-71; Edwards, Earnest 4-46; Wright, Micah 3-44; Belcher, Drew 3-24; Young, Devin 3-12; Fitzpatrick, Joe 1(-1); EWU-Webster, Nsimba 9-188; Williams, Jayson 3-70; Gilder, Jayce 3-50; McPherson, Sam 2-9; Merritt, Dennis 1-13; Limu-Jones, T. 1-11; Custer, Antoine 1-10; Boston, Andrew 1-1.

Attendance: 7,529.



Records vs. All Opponents


Team	W	L	T	Team	W	L	T
Albany	10	7	0	Lehigh	2	6	0
American International	4	0	0	Liberty	1	1	0
Appalachian State	2	0	0	Lock Haven	2	0	0
Army	0	4	0	Long Island Univ.	1	0	0
Army "B"	1	0	0	Lowell Textile	4	0	0
Arnold	3	0	0	Massachusetts	17	42	1
Bangor High	1	3	1	McNeese State	2	0	0
Bar Harbor	3	0	0	Merrimack	1	0	0
Bates	39	30	7	Middlebury	1	0	0
Boston College	3	24	0	Milliken	0	1	0
Boston University	7	7	1	Mississippi State	1	0	0
Bowdoin	38	21	7	MIT	1	0	0
Brown	2	3	0	Monmouth	3	0	0
Bryant	5	1	0	Montana	0	2	0
Bucknell	3	3	0	Morgan State	1	0	0
Buffalo	3	3	0	Nebraska	0	1	0
Campbell	0	1	0	New Hampshire	45	58	8
Central Connecticut State	7	1	0	New Mexico	0	1	0
Central Florida	0	2	0	NYU	0	1	0
Central Michigan	0	1	0	Norfolk State	2	0	0
The Citadel	0	2	0	Northeastern	25	16	0
Colby	48	24	3	Northwestern	0	1	0
Colgate	2	3	0	North Colorado	1	0	0
Columbia	0	3	0	North Dakota State	0	1	0
Connecticut	31	40	3	Northern Illinois	0	1	0
CW Post	1	1	0	Northern Iowa	0	1	0
Dartmouth	1	7	0	Norwich	3	2	0
Dayton	0	1	0	Philips Andover	0	1	0
Delaware	11	26	0	Princeton	1	1	0
East Carolina	0	1	0	Rhode Island	62	36	3
Eastern Washington	0	1	0	Richmond	14	16	0
Edward Little	1	0	0	Rutgers	0	1	0
EMCS	1	0	0	Sacred Heart	1	0	0
Elon	3	2	0	Saint Anselm's	1	0	0
Florida International	2	1	0	Shaw	1	0	0
Fordham	1	1	0	Southern Connecticut	3	0	0
Fort McKinley	9	0	0	Springfield	1	1	0
Fort Preble	2	0	0	St. Mary's (Canada)	1	0	0
Fort Williams	4	0	0	Stevens Institute of Tech.	0	1	0
Georgia Southern	0	4	0	Stony Brook	6	5	0
Georgia State	1	0	0	SW Missouri State	0	1	0
Hampton	1	1	0	Syracuse	0	1	0
Harvard	0	11	0	Tampa	0	1	0
Hawai'i	0	1	0	Toledo	0	1	0
Hofstra	8	10	0	Towson	7	6	0
Holy Cross	0	5	1	Tufts	7	8	0
Howard	6	0	0	Tulane	0	1	0
Illinois State	1	0	0	U.S. Merch. Marine Acad.	1	0	0
Iona	1	0	0	Vermont	24	6	1
Iowa	0	1	0	Villanova	10	15	0
Jacksonville State	1	0	0	VMI	0	1	0
James Madison	4	13	0	Weber State	1	0	0
Kutztown	2	0	1	Western Carolina	0	1	0
Lafayette	8	2	0	Western Kentucky	1	0	0
				William & Mary	8	9	0
				William Penn	1	0	0
				Yale	0	9	1
				Youngstown State	2	3	0
Totals	554	537	38				

All-Time Coaching Records

Name (Tenure at Maine)	Seasons	Record	Winning Percentage
Chesely Johnston (1892)	1	0-2	.000
Wildes Veazie (1893)	1	0-5	.000
P. Folsom (1895)	1	1-4	.200
Jack Abbott (1896)	1	1-3-2	.333
Harry Robinson (1897)	1	1-2	.333
James Coombs (1898)	1	0-4	.000
W.B. Hopkins (1899)	1	2-3	.400
Ernest Burton (1900)	1	4-4	.500
Wells Farley (1901; 1903)	2	12-4	.750
E.N. Robinson (1902)	1	6-2	.750
S. King (1904)	1	3-4	.429
Frank McCoy (1905-08)	4	10-15-4	.414
George Schildmiller (1909)	1	3-4-1	.438
Edgar Wingard (1910-11)	2	10-3-2	.733
Thomas Reilly (1912-13)	2	12-3-1	.781
E.B. Cochems (1914)	1	6-3	.667
Thomas Hughlitt (1915-16)	2	6-7-3	.469
Thomas McCann (1917)	1	1-3	.250
Captain Aldworth (1918)	1	3-1	.750
James Baldwin (1919-20)	2	9-4-3	.656
Fred Brice (1921-40)	20	79-58-9	.572
George Allen (1941; 1946-48)	4	15-11-2	.571
William Kenyon (1942; 1944-45)	3	4-11	.267
Sam Sezak (1943)	1	0-1	.000
David Nelson (1949-50)	2	7-5-2	.571
Harold Westerman (1951-66)	16	80-38-7	.668
Walter Abbott (1967-75)	9	27-53	.338
Jack Bicknell (1976-80)	5	18-35-1	.343
Ron Rogerson (1981-1984)	4	19-23-1	.453
Buddy Teevens (1985-86)	2	13-9	.591
Tim Murphy (1987-88)	2	15-8	.652
Tom Lichtenberg (1989)	1	9-3	.750
Kirk Ferentz (1990-92)	3	12-21	.364
Jack Cosgrove (1993-15)	23	129-135	.489
Joe Harasymiak (2016-18)	3	20-15	.571
Nick Charlton (2018-21)	3	14-13	.519
Jordan Stevens (2021-Present)	2	4-18	.222
Totals	131	554-537-38	.491



Kirk Ferentz



Walt Abbott



Harold Westerman won a then school-best 80 games from 1951-66.



All-Time Results

1892 (0-2)

Coach: Chesely Johnston
 Capt.: Harry Smith
 Colby L 0 12
 Bangor High L 3 33

1893 (0-5)

Coach: Wildes Veazie
 Capt.: Marcus Urann
 Bangor High L 4 10
 Colby L 4 30
 Bates L 0 18
 Bates L 6 52
 Bowdoin L 10 12

1894 (0-1)

Coach: None
 Capt.: Harvey White
 Bangor High L 0 6

1895 (1-4)

Coach: P. Folsom
 Capt.: Haller Seavey, Charles Pearce
 Foxcroft Academy W 22 0
 Colby L 6 18
 Colby L 0 56
 Bates L 0 20
 Bates L 0 18

1896 (1-3-2)

Coach: Jack Abbott
 Capt.: Charles Sawyer
 Bowdoin L 6 12
 Colby L 0 10
 Bates T 4 4
 Bates W 24 0
 Colby L 0 4
 Bangor High T 0 0

1897 (1-2)

Coach: Harry Robinson
 Capt.: Charles Sawyer
 Bates L 6 8
 Bates L 4 5
 MIT W 14 0

1898 (0-4)

Coach: James Coombs
 Capt.: Allen Bird
 Bates L 0 36
 Bowdoin L 0 28
 Foxcroft Acad. W 60 0
 Bates L 0 34
 Colby L 5 6

1899 (2-3)

Coach: W.B. Hopkins
 Capt.: Allen Bird
 Bowdoin L 0 14
 Colby W 26 0
 Bates L 0 16
 Bates L 0 27
 Colby W 5 0

1900 (4-4)

Coach: Ernest Burton
 Capt.: Ralph Wormell
 Edward Little W 22 0
 Fort Preble W 16 0
 Colby L 0 5
 Fort Preble W 29 0
 Bates L 0 26
 Colby W 18 0
 Bates L 0 8
 Bowdoin L 0 38

1901 (7-1)

Coach: Wells Farley
 Capt.: Carlos Dorticos
 Bar Harbor W 5 0
 Bar Harbor W 5 0
 Colby W 12 0
 Bates W 6 0
 Bates W 17 0
 Tufts L 5 18
 Colby W 29 0
 Bowdoin W 22 5

1902 (6-2)

Coach: E.N. Robinson
 Capt.: Carlos Dorticos
 Bar Harbor W 18 0
 EMCS W 30 0
 Colby W 6 0
 Harvard L 0 23
 Tufts W 12 0
 Bates L 0 6
 Colby W 17 5
 Bowdoin W 11 0

1903 (5-3)

Coach: Wells Farley
 Capt.: Charles Bailey
 S 26 New Hampshire W 10 0
 O 3 at Harvard L 0 6
 O 17 Colby W 6 5
 O 24 at New Hampshire W 27 0
 O 31 at Bowdoin W 16 0
 N 9 Bates W 16 0
 N 14 Holy Cross (at Bangor) L 0 5
 N 20 at Tufts L 6 11

1904 (3-4)

Coach: S. King
 Capt.: Charles Bailey
 Maine Central Institute W 23 0
 O 1 at Brown W 6 0
 O 8 at Harvard L 0 23
 O 15 New Hampshire W 6 0
 O 22 at Bates L 0 6
 O 29 Colby L 11 12
 N 5 Bowdoin L 5 22
 N 12 Tufts (at Bangor) W 28 0
 at Tufts L 0 6

1905 (3-3-1)

Coach: Frank McCoy
 Capt.: Arthur Bennett
 S 30 Kents Hill W 22 0
 O 7 at Harvard L 0 22
 O 14 at Brown L 0 34
 O 21 Colby W 16 0
 O 28 New Hampshire W 12 0
 N 4 Bates T 0 0
 N 11 at Tufts L 0 12
 N 18 at Bowdoin W 18 0

1906 (2-4-2)

Coach: Frank McCoy
 Capt.: John Burleigh
 S 22 New Hampshire W 7 0
 O 3 at Harvard L 0 17
 O 13 at Dartmouth L 0 4
 O 20 Holy Cross (P) T 0 0
 O 27 Tufts L 0 6
 N 3 at Colby W 8 0
 N 10 at Bates T 0 0
 N 17 Bowdoin L 0 6

1907 (2-4-1)

Coach: Frank McCoy
 Capt.: Harrison Higgins
 Hebron Acad. T 0 0

O 5 at Harvard L 0 30
 O 12 at Brown L 0 40
 O 19 Dartmouth (P) L 0 27
 O 26 at Tufts W 4 0
 N 2 Bates T 6 6
 N 9 Colby W 8 0
 N 16 at Bowdoin L 5 34

1908 (3-4)

Coach: Frank McCoy
 Capt.: Harry White
 S 26 Ricker College W 37 0
 O 3 at Harvard L 0 16
 O 10 Fort McKinley W 36 0
 O 17 New Hampshire W 6 4
 O 24 Tufts L 5 23
 O 31 at Bates W 6 0
 N 7 at Colby L 5 16
 N 14 Bowdoin L 0 10

1909 (3-4-1)

Coach: George Schildmiller
 Capt.: Horace Cook
 S 25 Massachusetts T 0 0
 O 2 Fort McKinley W 16 0
 O 9 New Hampshire W 16 0
 O 16 at Harvard L 0 17
 O 23 at Tufts L 0 9
 O 30 Bates W 15 6
 N 6 Colby L 6 17
 N 13 Bowdoin L 0 22

1910 (4-1-2)

Coach: Edgar Wingard
 Capt.: William Parker
 S 24 Bangor High (ex.) W 6 0
 O 1 Fort McKinley W 16 0
 O 8 Vermont T 0 0
 O 15 Tufts W 14 6
 O 22 Massachusetts W 29 2
 O 29 at Bates L 0 10
 N 5 at Colby W 6 0
 N 12 Bowdoin T 0 0

1911 (6-2)

Coach: Edgar Wingard
 Capt.: William Parker
 S 23 Fort McKinley W 19 0
 S 30 Rhode Island L 0 3
 O 7 New Hampshire W 12 0
 O 14 at Tufts W 6 0
 O 21 Vermont W 17 0
 O 28 Bates L 0 5
 N 4 Colby W 20 0
 N 11 at Bowdoin W 15 0

1912 (7-1)

Coach: Thomas Reilly
 Capt.: Thomas Shepard
 S 21 Fort McKinley W 34 0
 S 28 at Harvard L 0 7
 O 5 Tufts W 14 0
 O 12 Rhode Island W 18 0
 O 19 St. Anselm W 16 0
 O 26 at Bates W 7 6
 N 2 at Colby W 20 0
 N 9 Bowdoin W 17 0

1913 (5-2-1)

Coach: Thomas Reilly
 Capt.: Allan Sawyer
 S 20 Boston College W 6 0
 S 27 at Harvard L 0 34
 O 4 at Yale T 0 0
 O 11 Rhode Island W 44 0
 O 18 at Tufts L 6 19
 O 25 Bates W 34 0
 N 1 Colby W 3 0

N 8 at Bowdoin W 9 0

1914 (6-3)

Coach: E.B. Cochems
 Capt.: David Baker
 S 21 Fort McKinley W 46 2
 S 28 at Yale L 0 20
 O 3 Boston College W 26 7
 O 10 at Vermont W 20 0
 O 17 Norwich W 64 0
 O 24 Bates W 37 0
 O 31 at Colby L 0 14
 N 7 Bowdoin W 27 0
 N 14 at Army L 0 28

1915 (6-3)

Coach: Thomas Hughlitt
 Capt.: Charles Ruffner
 S 18 Fort McKinley W 7 0
 S 25 at Yale L 0 37
 O 2 at Dartmouth L 0 34
 O 9 Vermont W 14 0
 O 16 Boston College W 14 0
 O 23 Bates W 29 14
 O 30 Colby W 31 6
 N 6 at Bowdoin W 23 13
 N 13 at Army L 0 24

1916 (0-4-3)

Coach: Thomas Hughlitt
 Capt.: William Gorham
 S 30 New Hampshire T 0 0
 O 7 at Colgate L 0 28
 O 14 Rhode Island L 0 13
 O 21 at Bates L 0 6
 O 28 at Colby T 0 0
 N 4 Bowdoin T 7 7
 N 11 Army L 3 17

1917 (1-3)

Coach: Thomas McCann
 Capt.: Thomas Davis
 O 13 Maine HFA L 6 27
 O 13 Milliken (P) L 6 27
 O 20 Bates L 0 6
 N 3 at Bowdoin W 14 0
 N 10 at New Hampshire L 0 27

1918 (3-1)

Coach: Captain Aldworth
 Capt.: George Ginsburg
 ME-Portland NAS T 14 14
 O 26 Bates W 6 0
 O 26 Bangor High W 6 0
 N 2 at Bowdoin L 0 7
 N 9 Colby W 9 3

1919 (6-1)

Coach: James Baldwin
 Capt.: Clyde Stewart
 O 4 Fort McKinley W 55 0
 O 11 Fort Williams W 82 0
 O 18 at Army L 0 6
 O 25 at Bates W 26 17
 N 1 at Colby W 25 0
 N 8 Bowdoin W 18 0
 N 15 at New Hampshire W 7 3

1920 (3-3-3)

Coach: James Baldwin
 Capt.: Raymond Smith
 S 18 Fort McKinley W 58 0
 S 25 Boston University T 0 0
 O 2 at Harvard L 0 41
 O 9 at Brown L 7 32
 O 16 Rhode Island T 7 7
 O 23 Bates W 14 8
 O 30 Colby W 22 0



0 8	Lowell Textile	W	34	0
0 15	Rhode Island	W	7	3
0 22	at Bates	T	7	7
0 29	at Colby	L	0	3
N 5	Bowdoin	L	7	14
N 12	at Stevens Institute	L	7	34

1922 (6-2)

Coach: Fred Brice				
Capt.:Raymond Lunge				
S 23	Connecticut	W	14	0
S 30	Vermont	L	0	7
0 7	Dartmouth	L	0	19
0 14	Norwich	W	12	0
0 21	Bates	W	19	6
0 28	Colby	W	14	0
N 4	Bowdoin	W	7	6
N 11	New Hampshire	W	14	7

1923 (5-3)

Coach: Fred Brice				
Capt.:Henry Small				
S 22	Rhode Island	W	14	0
S 29	at Vermont	L	6	7
0 6	at Dartmouth	L	0	6
0 13	at Connecticut	W	7	0
0 20	Bates	W	12	7
0 27	at Colby	L	0	7
N 3	Bowdoin	W	28	6
N 13	New Hampshire	W	13	0

1924 (4-3-1)

Coach: Fred Brice				
Capt.:George Gruhn				
S 27	at Rhode Island	W	37	0
0 4	Boston University	L	0	6
0 11	Connecticut	L	0	3
0 18	Bates	W	20	0
0 25	Colby	W	12	0
N 1	at Bowdoin	T	0	0
N 8	New Hampshire	L	0	32
N 15	Tufts	W	14	13

1925 (5-2-1)

Coach: Fred Brice				
Capt.:Oren Fraser				
S 26	Fort Williams	W	33	0
0 3	Tufts	L	6	7
0 10	at Connecticut	W	7	0
0 17	at Dartmouth	L	0	56
0 24	Bates	W	16	7
0 31	at Colby	W	27	6
N 7	Bowdoin	W	28	14
N 14	New Hampshire	T	0	0

1926 (7-1)

Coach: Fred Brice				
Capt.:Paul Lamoreau				
S 25	Fort Williams	W	7	6
0 2	at Rhode Island	W	7	0
0 9	at Middlebury	W	34	0
0 16	Connecticut	W	21	0
0 23	Bates	W	33	0
0 30	Colby	W	7	6
N 6	at Bowdoin	W	21	6
N 13	at New Hampshire	L	7	14

1927 (6-1)

Coach: Fred Brice				
Capt.:Moses Nanigan				
0 1	Rhode Island	W	27	0
0 8	at Connecticut	W	14	13
0 15	Fort Williams	W	97	0
0 22	at Bates	W	67	0
0 29	at Colby	L	0	17
N 5	Bowdoin	W	27	0
N 12	New Hampshire	W	13	6

1928 (4-1-2)

Coach: Fred Brice				
Capt.:James Buzzell				
S 29	Rhode Island	W	20	6
0 6	at Yale	L	0	27
0 13	Connecticut	T	0	0
0 20	at New Hampshire	W	7	0
0 27	Bates	W	46	0
N 3	Colby	T	0	0
N 10	at Bowdoin	W	26	0

1929 (2-5)

Coach: Fred Brice				
Capt.:Lavon Zakarian				
S 28	Rhode Island	W	6	0
0 5	at Boston College	L	0	42
0 12	at Connecticut	L	7	20
0 19	New Hampshire	L	7	21
0 26	at Bates	L	0	6
N 2	at Colby	L	7	13
N 9	Bowdoin	W	25	6

1930 (3-4)

Coach: Fred Brice				
Capt.:Cecil Horne				
S 27	at Yale	L	0	38
0 4	Rhode Island	W	13	12
0 11	Connecticut	W	13	0
0 18	at New Hampshire	L	6	14
0 25	Bates	L	0	2
N 1	Colby	W	14	6
N 8	at Bowdoin	L	7	13

1931 (4-3)

Coach: Fred Brice				
Capt.:James Sims				
S 26	Rhode Island	L	7	8
0 3	at Yale	L	0	19
0 10	at Connecticut	W	8	0
0 17	New Hampshire	L	7	12
0 24	at Bates	W	9	6
0 31	at Colby	W	19	7
N 7	Bowdoin	W	20	0

1932 (5-1-1)

Coach: Fred Brice				
Capt.:Julius Pike				
S 24	Rhode Island	W	12	0
0 1	Connecticut	W	33	0
0 8	at Holy Cross	L	6	32
0 15	at New Hampshire	T	7	7
0 22	Bates	W	6	0
0 29	Colby	W	6	0
N 5	Bowdoin	W	7	6

1933 (4-3)

Coach: Fred Brice				
Capt.:Phillip Parsons				
S 30	Rhode Island	L	0	6
0 7	at Yale	L	7	14
0 14	Lowell Textile	W	14	0
0 21	New Hampshire	L	0	6
0 28	at Bates	W	12	7
N 4	at Colby	W	18	7
N 11	at Bowdoin	W	12	0

1934 (4-3)

Coach: Fred Brice				
Capt.:George Cobb				
S 29	Rhode Island	L	0	6
0 6	Lowell Textile	W	46	0
0 13	at Dartmouth	L	0	27
0 20	at New Hampshire	L	7	24
0 27	Bates	W	12	0
N 3	Colby	W	20	6
N 10	at Bowdoin	W	13	0

1935 (3-3-1)

Coach: Fred Brice				
Capt.:Albert Doherty				
S 28	Rhode Island	W	7	0
0 5	Holy Cross	L	0	47
0 12	New Hampshire	W	13	2
0 19	Arnold	W	26	0
0 26	Bates	L	7	26
N 2	Colby	L	0	12
N 9	Bowdoin	T	13	13

1936 (4-3)

Coach: Fred Brice				
Capt.:Morris Procter				
S 26	Rhode Island	L	0	7
0 3	at Columbia	L	0	34
0 10	at New Hampshire	W	27	6
0 17	Lowell Textile	W	21	0
0 24	Bates	W	21	19
0 31	Colby	W	14	7

N 7	at Bowdoin	L	7	14
-----	------------	---	---	----

1937 (2-3-2)

Coach: Fred Brice				
Capt.:Ernest Reidman				
S 25	Rhode Island	T	0	0
0 2	at Yale	L	0	26
0 9	New Hampshire	L	0	13
0 16	Arnold	W	13	0
0 23	at Bates	L	0	7
0 30	at Colby	W	13	0
N 6	Bowdoin	T	6	6

1938 (3-4)

Coach: Fred Brice				
Capt.:Dana Drew				
S 24	Rhode Island	L	6	14
0 1	at New York University	L	0	19
0 8	at New Hampshire	W	21	0
0 15	Connecticut	W	13	0
0 22	Bates	W	23	6
0 29	Colby	L	14	19
N 5	at Bowdoin	L	6	13

1939 (5-2)

Coach: Fred Brice				
Capt.:Richard Dyer				
S 30	Arnold	W	47	0
0 7	Rhode Island	W	14	0
0 14	New Hampshire	W	6	0
0 21	at Connecticut	W	20	7
0 28	at Bates	L	0	6
N 4	at Colby	L	6	7
N 11	Bowdoin	W	12	6

1940 (1-6)

Coach: Fred Brice				
Capt.:Roger Stearns				
S 23	Rhode Island	W	7	0
0 5	at Columbia	L	0	15
0 12	at New Hampshire	L	14	20
0 19	Connecticut	L	6	13
0 26	Bates	L	6	7
N 2	Colby	L	0	20
N 9	at Bowdoin	L	0	19

1941 (3-2-2)

Coach: George E. Allen				
Capt.:Edward Barrows				
S 27	Rhode Island	L	13	20
0 4	Northeastern	W	14	12
0 11	New Hampshire	T	7	7
0 18	at Connecticut	W	14	13
0 25	at Bates	L	6	13
N 1	at Colby	T	13	13
N 8	Bowdoin	W	19	14

1942 (2-4)

Coach: William Kenyon				
Capt.: Ray Neal, Robert Nutter				
0 3	at Columbia	L	2	34
0 10	at New Hampshire	L	7	20
0 17	Connecticut	L	7	26
0 24	Bates	W	9	7
0 31	Colby	W	29	6
N 7	at Bowdoin	L	6	12

1943 (0-1)

Coach: Sam Sezak				
Capt.:Richard Morrill				
0 23	Phillips Andover	L	6	20

1944 (2-2)

Coach: William Kenyon				
Capt.:Eugene Long				
New Hampshire	W	13	6	
Norwich	L	6	13	
Norwich	W	26	6	
New Hampshire	L	14	19	

1945 (0-5)

Coach: William Kenyon				
Capt.:John Day				
0 13	at Rhode Island	L	7	10
0 20	Connecticut	L	12	18
0 27	Massachusetts	L	0	6

N 3	at Massachusetts	L	13	14
N 10	Connecticut	L	0	53

1946 (2-5)

Coach: George E. Allen				
Capt.:Richard Burrill				
S 28	Rhode Island	L	13	14
0 5	at Northeastern	L	7	13
0 12	New Hampshire	L	0	27
0 19	at Connecticut	L	20	21
0 26	Bates	L	4	7
N 2	Colby	W	14	6
N 9	at Bowdoin	W	23	0

1947 (6-1, 2-1 Yankee Conference)

Coach: George E. Allen				
Capt.:George Marsankis				
S 27	at Rhode Island*	W	33	13
0 4	Northeastern	W	26	6
0 11	at New Hampshire*	L	7	28
0 18	Connecticut*	W	13	7
N 1	at Colby	W	33	6
N 8	Bowdoin	W	13	0
N 15	at Bates	W	19	13

1948 (4-3, 1-2 YC)

Coach: George E. Allen				
Capt.: Alton Sproul, Jr.				
S 25	at Rhode Island*	W	13	7
0 2	at Northeastern	W	19	6
0 9	New Hampshire*	L	6	27
0 16	at Connecticut*	L	6	34
0 23	Bates	L	0	31
0 30	Colby	W	21	0
N 6	at Bowdoin	W	7	6

1949 (2-4-1, 2-0-1 YC) **CHAMPIONS**

Coach: David Nelson				
Capt.: Donald Barron				
S 24	at Rhode Island*	W	19	7
0 1	Springfield	L	0	35
0 8	at New Hampshire*	W	26	13
0 15	Connecticut*	T	12	12
0 22	at Bates	L	0	6
0 29	at Colby	L	12	13
N 5	Bowdoin	L	0	18

1950 (5-1-1, 3-1 YC)

Coach: David Nelson				
Capt.: Peter Pocius, Jr.				
S 30	Rhode Island*	W	13	0
0 7	at Vermont*	W	15	7
0 14	New Hampshire*	L	0	19
0 21	at Connecticut*	W	16	7
0 28	Bates	W	19	6
N 4	Colby	W	26	7
N 11	at Bowdoin	T	6	6

1951 (6-0-1, 3-0-1 YC) **CHAMPIONS**

Coach: Harold Westerman				
Capt.: Peter Pocius, Jr.				
S 29	Rhode Island*	W	12	0
0 6	Vermont*	W	42	0
0 13	at New Hampshire*	T	0	0
0 20	Connecticut*	W	49	19
0 27	at Bates	W	26	7
N 3	at Colby	W	24	0
N 10	Bowdoin	W	40	14

1952 (4-3, 3-1 YC) **CHAMPIONS**

Coach: Harold Westerman				
Capt.: John Butterfield, Phil Butterfield, Jr.				
S 25	Rhode Island*	W	13	0
0 2	at Vermont*	W</		



All-Time Results

0 3	Vermont*	W	13	0
0 10	at New Hampshire*	L	6	21
0 17	Connecticut*	T	18	18
0 24	at Bates	W	37	7
0 31	at Colby	W	45	13
N 7	Bowdoin	W	35	7

1954 (5-2, 2-2 YC)

Coach: Harold Westerman				
Capts.: Thomas Golden, Ernest Smart				
S 23	Rhode Island*	L	7	14
0 2	at Vermont*	W	23	20
0 9	New Hampshire*	L	10	21
0 16	at Connecticut*	W	41	13
0 23	Bates	W	35	0
0 30	Colby	W	33	6
N 6	at Bowdoin	W	27	13

1955 (5-1-1, 2-1-1 YC)

Coach: Harold Westerman				
Capts.: James Duffy, John Small				
S 24	at Rhode Island*	L	0	7
0 1	Vermont*	W	34	0
0 8	at New Hampshire*	T	6	6
0 15	Connecticut*	W	13	0
0 22	at Bates	W	15	13
0 29	at Colby	W	53	0
N 5	Bowdoin	W	54	8

1956 (5-2, 3-1 YC)

Coach: Harold Westerman				
Capts.: Thurlow Cooper, Peter Kostacopoulos				
S 29	Rhode Island*	W	40	7
0 6	at Vermont*	W	14	0
0 13	New Hampshire*	W	29	7
0 20	at Connecticut*	L	7	13
0 27	Bates	L	13	19
N 3	Colby	W	26	7
N 10	Bowdoin	W	33	7

1957 (4-3, 2-2 YC)

Coach: Harold Westerman				
Capt.: Vernon Moulton				
S 28	at Rhode Island*	L	7	25
0 5	Vermont*	W	49	0
0 12	at New Hampshire*	W	7	0
0 19	Connecticut*	L	0	19
0 26	at Bates	L	0	7
N 2	at Colby	W	14	13
N 9	Bowdoin	W	40	0

1958 (6-2, 4-1 YC)

Coach: Harold Westerman				
Capt.: Niles Nelson				
S 20	Massachusetts*	W	19	6
S 27	Rhode Island*	W	37	8
0 4	at Vermont*	W	26	0
0 11	New Hampshire*	W	14	0
0 18	at Connecticut*	L	6	21
0 25	Bates	W	40	0
N 1	Colby	L	12	16
N 8	at Bowdoin	W	37	0

1959 (3-3-2, 1-2-2 YC)

Coach: Harold Westerman				
Capts.: Robert Bragg, John Welch				
S 19	at Massachusetts*	L	16	21
S 26	Rhode Island*	T	0	0
0 3	Vermont*	W	52	14
0 10	at New Hampshire*	T	7	7
0 17	Connecticut*	L	15	18
0 24	at Bates	W	12	0
0 31	at Colby	L	6	14
N 7	Bowdoin	W	18	8

1960 (4-3-1, 3-2 YC)

Coach: Harold Westerman				
Capts.: Ewen MacKinnon, Wayne Champeon, Richard Leadbetter				
S 17	vs. Massachusetts* (P)	L	13	21
S 24	Rhode Island*	W	7	0
0 1	at Vermont*	W	27	0
0 8	New Hampshire*	W	13	7
0 15	at Connecticut*	L	2	30
0 22	Bates	T	13	13
0 29	Colby	W	28	12

N 5	at Bowdoin	L	21	28
-----	------------	---	----	----

1961 (8-0-1, 5-0 YC) **CHAMPIONS**

Coach: Harold Westerman				
Capts.: Robert Kinney, David Cloutier				
S 23	Army*B	W	21	6
S 30	at Rhode Island*	W	22	20
0 7	Vermont*	W	34	14
0 14	at New Hampshire*	W	7	6
0 21	Connecticut*	W	2	0
0 28	at Bates	T	15	15
N 4	at Colby	W	14	0
N 11	Bowdoin	W	13	8
N 22	Massachusetts*	W	10	7

1962 (4-4, 1-4 YC)

Coach: Harold Westerman				
Capts.: Alton Hadley III, John Roberts				
S 22	at Massachusetts*	L	0	10
S 29	Rhode Island*	L	7	14
0 6	Vermont*	W	9	6
0 13	New Hampshire*	L	6	21
0 20	Connecticut*	L	6	14
0 27	Bates	W	20	0
N 3	Colby	W	27	0
N 10	Bowdoin	W	27	2

1963 (5-3, 3-2 YC)

Coach: Harold Westerman				
Capts.: Daniel Severson, Earle Cooper				
S 21	Massachusetts*	L	7	14
S 28	at Rhode Island*	L	16	20
0 5	Vermont*	W	14	13
0 12	at New Hampshire*	W	28	8
0 19	Connecticut*	W	35	12
0 26	at Bates	W	49	0
N 2	at Colby	W	53	12
N 9	Bowdoin	L	0	7

1964 (5-3, 2-3 YC)

Coach: Harold Westerman				
Capts.: Michael Haley, Ernest Smith				
S 19	at Massachusetts*	L	0	6
S 26	Rhode Island*	W	23	15
0 3	at Vermont*	L	7	14
0 10	New Hampshire*	W	33	18
0 17	Connecticut*	L	13	14
0 24	Bates	W	38	7
0 31	Colby	W	42	7
N 7	at Bowdoin	W	22	0

1965 (8-2, 5-0 YC) **CHAMPIONS**

Coach: Harold Westerman				
Capts.: Alan Riley, Walter Hirst				
S 18	Massachusetts*	W	10	8
S 25	at Boston University	W	18	7
0 2	Vermont*	W	35	6
0 9	at New Hampshire*	W	48	13
0 16	Connecticut*	W	24	6
0 23	at Rhode Island*	W	36	0
0 30	at Colby	W	42	14
N 6	Youngstown State	W	27	22
N 13	at Tampa	L	0	2
D 12	vs. East Carolina!	L	0	31
!-Tangerine Bowl played in Orlando, Fla.				

1966 (4-5, 2-3 YC)

Coach: Harold Westerman				
Capts.: John Huard, Charles Belisle				
S 17	at Massachusetts*	L	7	10
S 24	Boston University	L	7	20
0 1	Bucknell	W	7	6
0 8	at New Hampshire*	L	7	10
0 15	at Connecticut*	L	19	20
0 22	Rhode Island*	W	21	6
0 29	Colby	W	31	6
N 5	at Youngstown State	L	6	14
N 12	Vermont*	W	52	7

1967 (0-8, 0-5 YC)

Coach: Walter Abbott				
Capts.: Donald White, Keith Kalman				
S 23	Massachusetts*	L	9	30
S 30	vs. The Citadel (P)	L	14	42

0 7	at Vermont*	L	7	18
0 14	New Hampshire*	L	0	17
0 21	Connecticut*	L	0	21
0 28	at Boston College	L	0	56
N 4	Northeastern	L	0	24
N 11	at Rhode Island*	L	12	34

1968 (3-5, 2-3 YC)

Coach: Walter Abbott				
Capts.: Donald Loranger, Francis Griffin, E. Quackenbush				
S 21	at Massachusetts*	L	3	21
S 28	Boston University	L	3	6
0 5	Vermont*	W	28	0
0 12	at New Hampshire*	L	17	42
0 19	at Connecticut*	L	0	29
0 26	Rhode Island*	W	21	14
N 2	at Bucknell	L	21	42
N 9	Hofstra	W	42	7

1969 (5-4, 3-2 YC)

Coach: Walter Abbott				
Capt.: Paul Dulac				
S 20	Massachusetts*	L	7	49
S 27	Southern Connecticut	W	21	4
0 4	at Rhode Island*	W	35	7
0 11	New Hampshire*	W	20	18
0 18	Connecticut*	L	7	28
0 25	at Boston University	L	7	20
N 1	Hofstra	W	40	34
N 8	at The Citadel	L	28	40
N 15	Vermont*	W	38	30

1970 (3-5, 1-4 YC)

Coach: Walter Abbott				
Capts.: Robert Hamilton, Henry James				
S 19	at Massachusetts*	L	0	28
S 26	Hofstra	L	20	48
0 3	Rhode Island*	L	6	23
0 10	at New Hampshire*	L	9	13
0 17	at Connecticut*	L	13	45
0 24	C.W. Post	W	42	8
0 31	at Northeastern	W	24	17
N 7	Vermont*	W	28	21



1971 (2-6, 1-4 YC)

Coach: Walter Abbott				
Capts.: William Swadel, Stanley Maddock				
S 18	Massachusetts*	L	0	13
S 25	at Hofstra	L	22	28
0 2	at Rhode Island*	W	21	7
0 9	New Hampshire*	L	14	24
0 16	Connecticut*	L	7	21
0 23	at C.W. Post	L	21	42
0 30	American International	W	28	14
N 6	Vermont*	L	13	17

1972 (3-6, 1-4 YC)

Coach: Walter Abbott				
Capts.: James Reid, Robert McConnell				
S 15	at Boston University	W	25	7

S 23	at Massachusetts*	L	0	37
S 30	Bucknell	L	14	17
0 7	Rhode Island*	W	10	7
0 14	at New Hampshire*	L	14	17
0 21	at Connecticut*	L	9	31
0 28	Lafayette	W	16	6
N 4	Vermont*	L	14	15
N 11	at Delaware	L	0	62

1973 (3-7, 2-4 YC)

Coach: Walter Abbott				
Capts.: Andrew Mellow, John O'Rourke, Jr., Jack Lamborghini				
S 8	at Vermont*	W	14	0
S 15	Boston University*	L	13	16
S 22	at Massachusetts*	L	0	20
S 29	Central Connecticut	L	3	6
0 6	at Rhode Island*	W	20	7
0 16	New Hampshire*	L	0	13
0 20	Connecticut*	L	3	30
0 27	at Lafayette	L	13	23
N 3	Bucknell	W	14	0
N 10	Delaware	L	12	28

1974 (4-6, 4-2 YC) **CHAMPIONS**

Coach: Walter Abbott				
Capts.: Donald Cote, Steven Jones				
S 7	Northeastern	L	7	14
S 13	at Boston University*	L	6	7
S 21	Massachusetts*	L	0	42
S 28	at Bucknell	L	18	30
0 5	Rhode Island*	W	29	19
0 12	at New Hampshire*	W	23	9
0 19	at Connecticut*	W	7	0
0 26	Lehigh	L	26	35
N 2	Vermont*	W	31	27
N 9	at Delaware	L	13	39

1975 (4-6, 1-4 YC)

Coach: Walter Abbott Capt.: Alfred Royer				
S 13	Boston University*	L	21	31
S 20	at Massachusetts*	L	0	10
S 27	Bucknell	W	17	0
0 4	at Rhode Island*	W	23	14
0 11	New Hampshire*	L	15	24
0 18	Connecticut*	L	0	14
0 25	at Lehigh	L	14	51
N 1	Southern Connecticut	W	33	0
N 8	at Delaware	L	9	35
N 15	at Northeastern	W	2	0

1976 (6-5, 2-3 YC)

Coach: Jack Bicknell				
Capts.: Scott E. Shulman, Jack Leggett, Gerard Tautkus				
S 11	St. Mary's	W	49	14
S 18	Massachusetts*	L	3	24
S 25	Central Connecticut State	W	17	3
0 2	Rhode Island*	L	9	14
0 9	at New Hampshire*	W	10	0
0 16	at Connecticut*	W	24	13
0 23	Lehigh	L	0	24
0 30	at Southern Connecticut	W	24	14
N 6	Northeastern	W	21	20
N 13	at Boston University*	L	14	28
N 20	at Delaware	L	0	36

1977 (3-7, 1-4 YC)

Coach: Jack Bicknell				
Capts.: Jack Cosgrove, David Secin S10 at Lafayette				
W 12	10			
S 17	at Massachusetts*	L	0	28
S 24	Central Connecticut State	W	45	20
0 1	at Rhode Island*	L	0	28
0 8	New Hampshire*	L	7	54
0 15	Connecticut*	W	9	7
0 22	at Western Carolina	L	20	41
0 29	Albany	L	39	42
N 5	at Northeastern	L	20	47
N 12	Boston University*	L	20	23

1978 (3-7-1, 0-4-1 YC)

Coach: Jack Bicknell				
Capts.: Chris Keating, William LeRoy				



S 9	Dayton	L	14	31
S 16	at Boston University*	L	14	27
S 23	Massachusetts*	L	6	40
S 30	at Central Connecticut State	W	32	26
O 7	Rhode Island*	L	0	47
O 14	at New Hampshire*	T	7	7
O 21	at Connecticut*	L	7	49
O 28	Lafayette	W	3	25
N 4	at Delaware	L	0	48
N 11	Lehigh	W	21	18
N 18	at Northeastern	L	19	20

1979 (2-9, 0-5 YC)

Coach: Jack Bicknell
Capts.: Joseph Lipinski, Thomas Sullivan, Jonathan Weed

S 8	Towson	L	7	13
S 15	Boston University*	L	13	24
S 22	at Massachusetts*	L	14	38
S 29	Central Connecticut State	W	40	3
O 6	at Rhode Island*	L	0	10
O 13	New Hampshire*	L	0	23
O 20	Connecticut*	L	7	19
O 27	at Lafayette	W	34	21
N 3	at Delaware	L	14	31
N 10	at Lehigh	L	6	12
N 17	Northeastern	L	16	27

1980 (4-7, 1-4 YC)

Coach: Jack Bicknell
Capts.: Andrew Neilson, Peter A. Thiboutot, John Tursky

S 6	at U.S. Merchant Marine Acad.	W	17	8
S 13	Lehigh	L	6	37
S 20	Rhode Island*	W	14	11
S 27	at Boston University*	L	0	17
O 4	Lafayette	W	24	3
O 11	at New Hampshire*	L	13	19
O 18	Massachusetts*	L	14	21
O 25	at Connecticut*	L	13	14
N 1	Northeastern	W	35	24
N 8	at Princeton	L	7	24
N 15	Delaware	L	6	35

1981 (3-7, 1-4 YC)

Coach: Ronald Rogerson
Capt.: Stephen Keating

S 5	Kutztown	T	17	17
S 12	at Lehigh	L	10	24
S 19	at Rhode Island*	L	10	21
S 26	Boston University*	L	7	48
O 3	at Lafayette	L	0	17
O 10	New Hampshire*	W	26	16
O 17	at Massachusetts*	L	7	20
O 24	Connecticut*	L	10	31
O 31	at Northeastern	W	9	3
N 7	at Princeton	W	55	44
N 14	at Delaware	L	35	42

1982 (7-4, 3-2 YC) **CHAMPIONS**

Coach: Ronald Rogerson
Capt.: Stephen Keating

S 4	Howard	W	38	15
S 11	Lehigh	W	14	6
S 18	Rhode Island* (60T)	L	55	58
S 25	at Boston University*(40T)	L	45	48
O 2	at Towson	L	32	35
O 9	Lafayette	W	28	14
O 16	Massachusetts*	W	42	24
O 23	at Connecticut*	W	21	7
O 30	Northeastern	W	31	0
N 6	at New Hampshire*	W	31	14
N 13	at Holy Cross	L	7	21

1983 (4-6, 0-5 YC)

Coach: Ronald Rogerson
Capt.: Dean Ramsdell

S 17	at Rhode Island*	L	16	24
S 24	Boston University*	L	14	28
O 1	Towson	W	23	16
O 8	at Lafayette	W	39	38
O 15	at Massachusetts*	L	7	17
O 22	Connecticut*	L	26	31
O 29	at Northeastern	W	17	14
N 5	New Hampshire*	W	7	20
N 12	at VMI	L	12	14

N 19	Springfield	W	62	6
------	-------------	---	----	---

1984 (5-6, 2-3 YC)

Coach: Ronald Rogerson
Capt.: Gary Hufnagle

S 8	at New Hampshire*	L	13	21
S 15	at Richmond	L	13	30
S 22	Rhode Island*	L	0	27
S 29	at Boston University*	L	10	27
O 6	Lafayette	W	22	20
O 13	at Delaware	L	7	37
O 20	Massachusetts*	W	20	7
O 27	at Connecticut* (OT)	W	13	10
N 3	Northeastern	W	20	17
N 10	at Howard	W	27	23
N 17	Holy Cross	L	7	24

1985 (6-5, 2-3 YC)

Coach: Buddy Teevens
Capt.: Mark Coutts

S 7	Howard	W	35	12
S 14	American International	W	27	17
S 21	at Rhode Island*	L	14	34
S 28	Boston University*	L	14	19
O 5	Central Connecticut State	W	51	8
O 12	Richmond	L	24	37
O 19	at Massachusetts*	L	7	20
O 26	Connecticut*	W	28	3
N 2	at Northeastern	L	13	14
N 9	New Hampshire*	W	45	40
N 16	at Delaware	W	10	7

1986 (7-4, 3-4 YC)

Coach: Buddy Teevens
Capts.: Tim Cahill, Steve Donahue

S 6	at Howard	W	38	12
S 13	American International	W	33	7
S 20	Rhode Island*	W	34	14
S 27	at Boston University*	L	23	26
O 4	at Central Connecticut State	W	28	7
O 11	Northeastern	W	38	21
O 18	Massachusetts*	L	13	23
O 25	at Connecticut*	L	19	35
N 1	Delaware*	L	31	34
N 8	at New Hampshire*	W	14	13
N 15	at Richmond*	W	26	11

1987 (8-4, 6-1 YC) **CHAMPIONS**

Coach: Tim Murphy
Capts.: Bob Wilder, Steve Violette

S 5	American International	W	42	23
S 12	at Massachusetts*	W	31	14
S 19	at Rhode Island*	W	24	20
S 26	Boston University*	W	33	19
O 3	Towson	L	14	17
O 10	at Northeastern	L	17	21
O 17	Richmond*	L	7	17
O 24	Connecticut*	W	32	28
O 31	at Delaware* (20T)	W	59	56
N 7	New Hampshire*	W	28	14
N 14	at Illinois State	W	37	34
N 21	at Georgia Southern(N)(OT)	L	28	31

1988 (7-4, 4-4 YC)

Coach: Tim Murphy
Capt.: Nick Penna

S 10	at Massachusetts*	L	42	45
S 17	Northeastern	W	43	20
S 24	New Hampshire*	L	23	44
O 1	at Richmond*	W	17	3
O 8	vs. Boston University* (P)	W	30	10
O 15	Rhode Island*	W	28	14
O 22	at Connecticut*	L	21	28
O 29	Delaware*	L	14	31
N 5	at Brown	W	37	10
N 12	at Towson	W	44	7
N 19	at Villanova*	W	20	17

1989 (9-3, 6-2 YC) **CHAMPIONS**

Coach: Tom Lichtenberg
Capts.: Scott Hough, John Gibson

S 2	Youngstown State	W	28	14
S 9	at New Hampshire*	W	24	7
S 16	Villanova*	W	47	14
S 23	Massachusetts*	W	40	23
S 30	Richmond*	W	41	16
O 7	Lock Haven	W	56	0

O 14	at Rhode Island*	W	47	21
O 21	Connecticut*	W	30	8
O 28	at Delaware*	L	28	35
N 4	at Boston University*	L	28	30
N 11	at Northeastern	W	29	26
N 25	at SW Missouri State (N)	L	35	38

1990 (3-8, 2-6 YC)

Coach: Kirk Ferentz
Capts.: Rob Noble, Tom Rogers
Mike Smith, Jamal Williamson

S 7	at Villanova*	L	7	31
S 15	at Massachusetts*	L	10	21
S 22	New Hampshire*	L	20	28
S 29	at Richmond*	L	16	24
O 6	at Hawaii	L	3	44
O 13	Rhode Island*	W	24	17
O 20	at Connecticut*	L	20	35
O 27	Delaware*	W	17	10
N 3	Boston University*	L	24	26
N 10	Northeastern	W	42	7
N 17	at Youngstown State	L	17	38

1991 (3-8, 2-6 YC)

Coach: Kirk Ferentz
Capts.: Paul Capriotti, Brian Roche

S 7	Villanova*	L	7	48
S 14	Northeastern	L	14	15
S 21	Massachusetts*	L	3	10
S 28	at New Hampshire*	L	20	38
O 5	Richmond*	W	19	15
O 12	at Rutgers	L	17	40
O 19	at Rhode Island*	L	30	52
O 26	Connecticut*	W	41	20
N 2	at Delaware*	L	10	34
N 9	at Boston University*	L	0	27
N 16	Towson	W	49	34

1992 (6-5, 4-4 YC)

Coach: Kirk Ferentz
Capts.: Game Captains

S 5	New Hampshire*	W	27	24
S 12	Kutztown	W	10	0
S 19	Northeastern	L	36	47
O 3	at Richmond*	L	6	28
O 10	Liberty	W	42	20
O 17	Rhode Island*	W	21	9
O 24	at Connecticut*	L	30	37
O 31	Delaware*	L	13	57
N 7	vs. Boston University* (P)	W	40	11
N 14	at Massachusetts*	W	21	13
N 21	at Villanova*	L	8	28

1993 (3-8, 2-6 YC (0-11, 0-8))

Coach: Jack Cosgrove
Capts.: Game Captains

S 4	at Buffalo+	W	30	27
S 11	at Boston University*	L	0	45
S 18	Massachusetts*+	W	17	13
S 25	at New Hampshire*	L	13	63
O 9	vs. Richmond (P)	L	14	17
O 16	at Rhode Island*+(20T)	W	26	23
O 23	Connecticut*	L	13	14
O 30	at Delaware*	L	19	21
N 6	William & Mary*	L	23	47
N 13	Northeastern*	L	20	34
N 20	Hofstra	L	15	27

+--Contest forfeited for use of ineligible player

1994 (3-8, 2-6 YC)

Coach: Jack Cosgrove
Capts.: Steve Knight, Todd Park

S 3	Central Florida	L	6	28
S 10	Rhode Island*	L	21	28
S 17	Boston University*	L	18	31
S 24	at Massachusetts*	L	14	20
O 1	Delaware*	W	19	13
O 8	at Richmond	W	24	10
O 15	at Connecticut*	W	35	31
O 22	New Hampshire*	L	7	24
O 29	vs. Buffalo (P)	L	21	24
N 5	at William & Mary*	L	0	17
N 12	at Northeastern*	L	16	23

1995 (3-8, 1-7 YC)

Coach: Jack Cosgrove
Capts.: Ray Baur, Brian Gainie, Joe Robinson

S 2	Lock Haven	W	41	15
S 9	at Rhode Island*	L	13	17
S 16	at Boston University*	L	21	40
S 30	James Madison*	L	17	21
O 7	at Buffalo	W	19	6
O 14	Connecticut*	L	30	31
O 21	at New Hampshire*	L	0	21
O 28	at Delaware*	L	0	61
N 4	Massachusetts* (OT)	W	24	21
N 11	Northeastern*	L	28	31
N 18	at Central Florida	L	17	37

S 2	Lock Haven	W	41	15
S 9	at Rhode Island*	L	13	17
S 16	at Boston University*	L	21	40
S 30	James Madison*	L	17	21
O 7	at Buffalo	W	19	6
O 14	Connecticut*	L	30	31
O 21	at New Hampshire*	L	0	21
O 28	at Delaware*	L	0	61
N 4	Massachusetts* (OT)	W	24	21
N 11	Northeastern*	L	28	31
N 18	at Central Florida	L	17	37

1996 (7-4, 5-3 YC)

Coach: Jack Cosgrove
Capts.: Mike Flynn, Mitch Maury, Todd Williamson

A 29	vs. Northeastern* (P)	L	21	22
S 7	at Fordham	W	24	13
S 14	Boston University*	W	45	8
S 21	Rhode Island*	W	58	19
S 28	Delaware*	L	17	27
O 5	at James Madison*	L	7	31
O 12	at Connecticut*	W	17	16
O 19	New Hampshire*	W	34	20
N 2	at Massachusetts*	W	22	14
N 9	at Hofstra	W	9	7
N 16	Buffalo	L	31	35

1997 (5-6, 4-4 Atlantic 10 Conference)

Coach: Jack Cosgrove
Capts.: Derek Carter, John Tennett

S 6	at Rhode Island*	W	30	14
S 13	Massachusetts*	W	49	6
S 20	at Villanova*	L	14	34
S 27	James Madison*	L	22	24
O 4	at Richmond*	L	14	17
O 11	Connecticut* (30T)	W	49	47
O 18	Boston University*	W	62	29
O 25	at New Hampshire*	L	7	24
N 8	at Buffalo	W	52	13
N 15	at Northeastern	L	17	23
N 22	at Hofstra	L	32	44

1998 (6-5, 3-5 A-10)

Coach: Jack Cosgrove
Capts.: Mickey Fein, Ves Lugo, Drew O'Connor

S 3	vs. Buffalo (P)	W	30	13
S 12	New Hampshire*	W	52	28
S 19	at Connecticut*	L	27	35
S 26	Dartmouth	W	14	3
O 3	Villanova*	W	44	10
O 10	Rhode Island*	L	17	18
O 17	Richmond*	L	10	35
O 24	at James Madison*	L	28	34
O 31	at Delaware*	W	39	27
N 14	at Massachusetts*	L	34	55
N 21	Northeastern	W	20	14

1999 (4-7, 3-5 A-10)

Coach



All-Time Results



Maine celebrates winning the 1987 Yankee Conference championship.

N 11	Northeastern*	W	42	17
N 18	New Hampshire*	W	55	10

2001 (9-3, 7-2 A-10) **CHAMPIONS**

Coach: Jack Cosgrove
Capts.: Chad Hayes, Zack Magliaro, Malik Nichols

S 8	Colgate	W	34	10
S 15	at North Dakota State	cancelled		
S 22	at Hofstra*	L	44	51
S 29	James Madison*	W	13	3
O 6	Richmond*	W	14	3
O 13	at Northeastern*	W	21	9
O 20	Villanova*	W	44	40
O 27	at William & Mary*	L	20	42
N 3	at Rhode Island*	W	26	14
N 10	Massachusetts*	W	37	7
N 17	at New Hampshire*	W	57	24
D 1	at McNeese State (N)	W	14	10
D 8	at Northern Iowa (N)	L	28	56

2002 (11-3, 7-2 A-10) **CHAMPIONS**

Coach: Jack Cosgrove
Capts.: Stephen Cooper, Jake Eaton, Brendan Curry

A 31	vs. Central Conn. St. (P)	W	52	3
S 7	William & Mary*	W	27	14
S 14	at Villanova*	W	21	14
S 21	at Howard	W	42	12
S 28	Rhode Island*	W	31	14
O 5	at James Madison*	W	17	6
O 12	at Massachusetts*	L	10	20
O 19	at Florida International	W	33	7
O 26	Hofstra*	W	24	17
N 9	Delaware*	L	13	37
N 16	at Richmond*	W	21	14
N 23	New Hampshire*	W	31	14
N 30	at Appalachian State (N)	W	14	13
D 7	at Georgia Southern (N)	L	7	31

2003 (7-5, 5-4 A-10)

Coach: Jack Cosgrove
Capts.: Dennis Dottin-Carter, Michael Zyskowski

A 30	Montana	L	20	30
S 6	at Hofstra*	W	44	21
S 13	Florida International (P)	W	24	14
S 20	Massachusetts*	L	16	24
S 27	at William & Mary*	no contest		
O 4	Richmond*	W	20	10
O 18	at Northeastern*	L	14	20
O 25	James Madison*	W	20	13
N 1	at Delaware* (OT)	L	21	24
N 8	at Morgan State	W	77	24
N 15	Villanova*	W	14	10
N 22	at New Hampshire	L	27	47

2004 (5-6, 3-5 A-10)

Coach: Jack Cosgrove
Capts.: Mike Leconte, Marcus Walton, Marcus Williams

S 4	at Montana	L	20	27
-----	------------	---	----	----

S 11	Northern Colorado	W	38	0
S 18	at Mississippi State	W	9	7
O 2	at Delaware*	L	38	43
O 9	at Richmond*	W	29	25
O 16	James Madison*	L	20	24
O 23	Northeastern*	W	35	26
O 30	at Massachusetts* (OT)	L	34	35
N 6	Hofstra*	L	20	31
N 13	at Rhode Island*	W	42	28
N 20	New Hampshire*	L	36	50

2005 (5-6, 3-5 A-10)

Coach: Jack Cosgrove
Capts.: Jermaine Walker, Ben Lazarski

S 3	at Nebraska	L	7	25
S 10	William Penn	W	28	0
S 17	Richmond*	L	21	26
O 1	Albany (P)	W	31	7
O 8	at James Madison*	L	2	38
O 15	at Hofstra*	L	0	44
O 22	Massachusetts*	L	14	35
O 29	Delaware*	W	25	15
N 5	at Northeastern*	W	14	10
N 12	Rhode Island* (OT)	W	27	24
N 19	at New Hampshire*	L	47	59

2006 (6-5, 5-3 A-10)

Coach: Jack Cosgrove
Capts.: Mike DeVito, Matt King, Ron Whitcomb

S 9	at Youngstown State	L	14	34
S 16	at William & Mary*	W	20	17
S 23	Shaw	W	62	12
S 30	at Boston College	L	0	22
O 7	at Towson*	W	28	7
O 14	Villanova*	W	20	7
O 21	Hofstra*	W	21	10
O 28	at Rhode Island*	L	0	3
N 4	Northeastern*	W	30	3
N 11	at Massachusetts*	L	9	10
N 18	New Hampshire* (OT)	L	13	19

2007 (4-7, 3-5 Colonial Athletic Association)

Coach: Jack Cosgrove
Capts.: John Wormuth, Patrick McCrossan, Bruno Dorismond

S 1	Monmouth	W	21	14
S 8	at Connecticut	L	0	38
S 15	at Villanova* (OT)	L	17	24
S 22	Massachusetts*	L	7	38
O 6	at Hofstra*	L	13	38
O 13	William & Mary*	L	20	21
O 20	at Stony Brook (2OT)	L	23	30
O 27	at Northeastern*	W	20	14
N 3	Towson*	W	16	13
N 10	Rhode Island*	W	35	0
N 17	at New Hampshire*	L	14	39

2008 (8-5, 5-3 CAA) **NCAA PLAYOFFS**

Coach: Jack Cosgrove
Capts.: Jovan Belcher, Jhamal Fluellen

A 30	at Iowa	L	3	46
S 6	at Monmouth	W	21	17
S 13	Stony Brook	W	28	13
S 20	at Richmond*	L	17	44
S 27	James Madison*	L	10	24
O 11	at Delaware*	W	27	10

O 18	Hofstra* (2OT)	W	41	40
O 25	Northeastern*	W	20	0
N 1	Iona	W	55	7
N 8	at Massachusetts*	W	21	20
N 15	at Rhode Island*	W	37	7
N 22	New Hampshire*	L	24	28
N 29	at Northern Iowa (N)	L	15	40

2009 (5-6, 4-4 CAA)

Coach: Jack Cosgrove
Capts.: Mike Brusko, Brandon McLaughlin, Jordan Stevens

S 3	St. Cloud State (OT)	W	34	27
S 12	at Northeastern*	W	17	7
S 19	at Albany	L	16	20
S 26	at Syracuse	L	24	41
O 3	Delaware*	L	17	27
O 10	at Hofstra*	W	16	14
O 17	Richmond*	L	21	38
O 31	Massachusetts*	W	19	9
N 7	at James Madison*	L	14	22
N 14	Rhode Island*	W	41	17
N 21	at New Hampshire*	L	24	27

2010 (4-7, 3-5 CAA)

Coach: Jack Cosgrove
Capts.: Game Day

S 2	Albany	L	0	3
S 11	at Monmouth	W	31	23
S 18	at Syracuse	L	14	38
S 25	William & Mary*	L	21	24
O 2	New Hampshire* (OT)	W	16	13
O 9	at Delaware*	L	7	26
O 16	Villanova*	L	16	48
O 23	at Rhode Island*	W	28	23
N 6	at UMass*	L	24	39
N 13	at Towson*	W	28	18
N 20	James Madison*	L	10	14

2011 (9-4, 6-2 CAA) ***NCAA FINAL EIGHT***

Coach: Jack Cosgrove
Capts.: Game Day

S 3	Bryant	W	28	13
S 10	at Pittsburgh	L	29	35
S 17	at Albany	W	31	15
O 1	Delaware*	W	31	17
O 8	at James Madison* (OT)	W	25	24
O 15	Rhode Island*	W	27	21
O 22	at Richmond*	W	23	22
O 29	at Villanova*	W	41	25
N 5	Towson*	L	30	40
N 12	UMass*	W	32	21
N 19	at New Hampshire*	L	27	30
D 3	at Appalachian State (N)	W	34	12
D 12	at Georgia Southern (N)	L	23	35

2012 (5-6, 4-4 CAA)

Coach: Jack Cosgrove
Capts.: Game Day

S 8	at Boston College	L	3	34
S 15	at Bryant	W	51	7
S 22	Albany	L	20	30
S 29	Villanova*	L	14	35
O 6	at Delaware*	W	26	3
O 13	at Towson*	L	19	24
O 20	New Hampshire*	L	21	28
O 27	at William & Mary*	W	24	10

N 3	James Madison*	L	7	31
N 10	Georgia State*	W	51	7
N 17	Rhode Island*	W	55	6

2013 (10-3, 7-1 CAA) ***CAA Champions/NCAA 2nd Round***

Coach: Jack Cosgrove
Capts.: Game Day

A 31	at Norfolk State	W	23	6
S 7	at Massachusetts	W	24	14
S 14	Bryant	W	35	22
S 21	at Northwestern	L	21	35
S 28	at Richmond*	W	28	21
O 5	Delaware*	W	62	28
O 19	William & Mary*	W	34	20
O 26	at Villanova*	W	37	35
N 2	Stony Brook*	W	19	14
N 9	at Albany*	W	33	27
N 16	Rhode Island*	W	41	0
N 23	at New Hampshire*	L	3	24
D 7	New Hampshire (N)	L	27	41

(N) - NCAA FCS Playoff

(P) - Contest played in Portland, Maine

2014 (5-6, 4-4 CAA)

Coach: Jack Cosgrove
Capts.: Game Day

A 30	Norfolk State	W	10	6
S 13	at Bryant	L	10	13
S 20	at Boston College	L	10	40
S 27	at Towson*	W	27	24
O 4	Villanova*	L	20	41
O 11	at Stony Brook*	L	7	19
O 18	Albany*	L	7	20
O 25	at Rhode Island*	W	20	14
N 8	Richmond*	W	33	20
N 15	at Elon*	W	24	14
N 22	New Hampshire*	L	12	20

* - Yankee Conference/Atlantic-10/CAA game

2015 (3-8, 3-5 CAA)

Coach: Jack Cosgrove
Capts.: Game Day

S 5	at Boston College	L	3	24
S 19	at Tulane	L	7	38
S 26	Rhode Island*	W	27	17
O 3	at Richmond*	L	17	48
O 10	at UAlbany*	W	39	7
O 17	Yale	L	10	21
O 24	Stony Brook*	W	23	10
O 31	at Villanova*	L	3	13
N 7	Towson*	L	7	10
N 14	Elon*	L	22	27
N 21	at New Hampshire*	L	6	22

2016 (6-5, 5-3 CAA)

Coach: Joe Harasymiak
Capts.: Game Day

S 1	at UConn	L	21	24
S 10	at Toledo	L	3	45
S 24	James Madison*	L	20	31
O 1	Bryant	W	35	31
O 8	at Delaware*	W	28	21
O 15	UAlbany*	W	20	16
O 22	at Rhode Island*	W	28	21
O 29	at William & Mary*	W	25	28
N 5	Villanova*	L	7	26
N 12	at Stony Brook*	W	27	21
N 19	New Hampshire*	L	21	24

2017 (4-6, 3-5 CAA)

Coach: Joe Harasymiak
Capts.: Game Day

A 31	at New Hampshire*	L	23	24
S 9	Bryant	W	60	12
S 23	at James Madison*	L	10	28
S 30	at Central Florida	Canceled		
O 7	at Villanova*	L	0	31
O 14	Rhode Island*	W	51	27
O 21	at UAlbany*	W	12	10
O 28	William & Mary*	W	23	6
N 4	Delaware* (Portland)	L	17	31
N 11	vs. UMass (Fenway Park)	L	31	44
N 18	Stony Brook*	L	19	20



2018 (10-4, 7-1 CAA ***CAA Champions/NCAA Semifinals***)

Coach: Joe Harasymiak
Capts.: Drew Belcher, Jeff DeVaughn

A	30	New Hampshire*	W	35	7
S	8	at Western Kentucky	W	31	28
S	22	at Central Michigan	L	5	17
S	29	at Yale	L	14	35
O	6	Villanova*	W	13	10
O	13	at Rhode Island*	W	38	36
O	20	at William & Mary*	L	20	27
O	27	UAlbany*	W	28	9
N	3	at Towson*	W	35	28
N	10	at Richmond*	W	28	9
N	17	Elon*	W	27	26
D	1	Jacksonville State (N)	W	55	27
D	7	at Weber State (N)	W	23	18
D	15	at Eastern Washington (N)	L	19	50

2019 (6-6, 4-4 CAA)

Coach: Nick Charlton
Capts.: Jaquan Blair, Chris Ferguson, Deshawn Stevens, Kayon Whitaker

A	30	Sacred Heart	W	42	14
S	7	at Georgia Southern	L	18	26
S	14	Towson*	L	23	45
S	21	at Colgate	W	35	21
S	28	at Villanova*	L	17	33
O	12	Richmond*	L	17	24
O	19	at Liberty	L	44	59
O	26	William & Mary*	W	34	25
N	2	at UAlbany*	W	47	31
N	9	at Elon*	W	31	17
N	16	Rhode Island*	W	34	30
N	23	at New Hampshire*	L	10	28

(N) - NCAA FCS Playoff Game

Spring 2021 (2-2, 2-2 CAA)

Coach: Nick Charlton
Capts.: Andre Miller, Deshawn Stevens

M	6	at Delaware*	L	0	37
M	13	UAlbany*	W	38	34
M	20	at Stony Brook*	W	35	19
A	3	Villanova*	L	17	44
A	10	at Rhode Island*	Canceled (COVID-19)		
A	17	New Hampshire*	Canceled (COVID-19)		

(N) - NCAA FCS Playoff Game

Spring 2021 (6-5, 4-4 CAA)

Coach: Nick Charlton
Capts.: Andre Miller, Michael Gerace, Joe Fagnano, Rich Carr, Jamehl Wiley

S	2	Delaware*	L	24	34
S	11	at James Madison*	L	7	55
S	18	Merrimack	W	31	26
S	25	at No. Illinois	L	14	41
O	9	Elon*	L	23	33
O	16	William & Mary*	W	27	16
O	23	at UAlbany*	W	19	16
O	30	at Rhode Island*	W	45	24
N	6	Stony Brook*	L	17	22
N	13	at UMass	W	35	10
N	20	at New Hampshire*	W	33	20

(N) - NCAA FCS Playoff

2022 (2-9, 2-6 CAA)

Coach: Jordan Stevens
Capts.: Michael Gerace, Joe Fagnano, Adrian Otero, Shawn Bowman

S	3	at New Mexico	L	0	41
S	10	Colgate	L	18	21
S	17	at Boston College	L	17	38
O	1	Villanova*	L	20	45
O	8	at Hampton*	W	31	24
O	15	Monmouth*	W	38	28
O	22	at Stony Brook*	L	27	28
O	29	Richmond*	L	21	31
N	5	at Rhode Island*	L	22	26
N	12	at UAlbany*	L	21	23
N	19	New Hampshire*	L	41	42-OT

(N) - NCAA FCS Playoff

2023 (2-9, 1-7 CAA)

Coach: Jordan Stevens
Capts.: Gameday

S	2	at Florida International	L	12	14
S	9	at North Dakota State	L	7	44
S	15	Rhode Island*	L	17	34
S	23	at William & Mary*	L	3	28
S	30	Stony Brook*	W	56	28
O	7	at Richmond*	L	31	42
O	14	Long Island Univ.	W	24	13
O	21	at Campbell*	L	28	34
O	28	UAlbany*	L	21	37
N	4	Hampton*	L	35	42
N	18	at New Hampshire*	L	25	44



Dennis Dottin-Carter



Damon Boinske



Brendan Curry

Varsity football was adopted as an official sport by the University prior to the 1892–93 academic year and sponsorship has continued uninterrupted. Thanks to Stu Haskell for his help with this list.

>>> AAAAAAAAAA

Ababio, Dzigbodi K. '06, 2002, 03, 04, 05
 Abbott, Lyman A. Jr. '30, 1927, 28, 29
 Abbott, Walter H. '58, 1955, 56
 Ackerly, John F. '79, 1977
 Achey, Arron '14, 2011, 12, 13
 Adamets, Michael Jr. '95, 1992, 93, 94
 Adams, Donald S. '38, 1937
 Adams, Marquise '17, 2016, 17
 Adams, Randolph S. '50, 1947, 48
 Admire, Robert '09, 2007, 08, 09
 Airoldi, Louis A. '29, 1928
 Aldrich, Kenneth E. '34, 1931, 32, 33
 Alex, Joseph C. '53, 1950, 51, 52
 Allen, Matthew J. '93, 1991
 Allen, Teron '08, 2006, 07
 Allen, William H. '19, 1914, 15, 16, 18
 Al-Mateen, Khari '15, 2011, 12, 13, 14
 Alston, Douglas 2012, '09, 12
 Alvarez, Hugo V. '95, 1994
 Ambush, Austin '24, 2020, 21, 22
 Anderson, Donald L. '35, 1934
 Anderson, John E. Jr. '50, 1946
 Andrews, Keegan '26, 2023
 Andrews, Max '17, 2013, 14, 15, 16
 Anthony, Brian '16, 2015
 Arbor, Charles J. '41, 1938, 39, 40
 Archie, Gregory Jr. '98, 1994, 95
 Arias, Manauris A., '07, 2003, 04, 05, 06
 Armes, William A. '01, 1897
 Arnao, Christopher '08, 2005, 06, 07, 08
 Arnold, Cedric L. '32, 1931
 Arrington, DiAndre A. '05, 2002
 Ashworth, James P. '30, 1928, 29
 Atkins, Michael P. '86, 1983
 Auclair, Paul L. '68, 1966, 67
 Aultman, Damarr 2015, 2011, 12, 13, 14
 Austin, Ray J. '65, 1962, 63, 64
 Austin, Thomas C. '63, 1961, 62
 Avery, Douglas R. '66, 1964, 65

>>> BBBBBBBBBB

Bachrach, Samuel '33, 1932
 Bagley, Fernald S. '32, 1930, 31
 Bailey, Charles L. '05, 1901, 02, 03, 04
 Bailey, Michael K. '02, 2000
 Baker, Cole '24, 2022
 Baker, David S. '15, 1911, 12, 13, 14
 Baldwin, Frederick E. '19, 1916
 Baldwin, James E. '21, 1920
 Ballantyne, Kendrick J. '06, 2003
 Ballard, John A. '92, 1987, 88, 89
 Baltimore, Sherrod '16, 2012, 13, 14, 15
 Banks, Frank A. '06, 1904
 Banks, Reginald T. '90, 1989
 Banks, Tavion '24, 2020, 21, 22
 Baptiste, Tyrese '25, 2021, 22
 Barber, Matt '10, 2008, '09
 Barchet, Tracy D. '96, 1992
 Bardsley, Sherman P. '45, 1942
 Baribeau, David A. '61, 1960
 Barker, Steven '09, 2006, 07
 Barnett, Ralph E. '49, 1946
 Barnwell, Elijah '21, 2020, 21, 22
 Barra, Michael J. '70, 1967, 68, 69
 Barron, Donald P. '50, 1946, 47, 48, 49
 Barron, John B. '78, 1975
 Barron, John S. '21, 1917
 Barrows, Edward P. '42, 1939, 40, 41
 Barrows, William E. '02, 1898
 Barrows, Willis M. '26, 1924, 25
 Bartemus, John '06, 2005
 Barr, PJ, '21, 2021
 Bass, George W. '97, 1894
 Batanian, Alex '10, 2006, 08, 09
 Bates, Trevor '16, 2012, 13, 14, 15
 Batty, Charles A. '12, 1909
 Baumgartner, John '05, 2001, 02, 03, 04
 Baur, Raymond E. '96, 1992, 93, 94, 95
 Bausher, Thomas M. '70, 1967
 Bazzie, Fofie '21, 2020, 21
 Beal, Clay G. '54, 1951, 52, 53
 Beals, Robert L. '50, 1948
 Bean, Carol L. '77, 1973
 Bean, Ellis N. '53, 1950
 Bean, Paul L. '04, 1900, 01, 02, 03
 Bearce, Edwin F. '05, 1901, 02, 03, 04
 Bearce, George D. '11, 1907, 08, 10
 Bearce, Winfred D. '06, 1904, 05
 Beauchemin, Michael H. '84, 1981, 82, 83
 Beaulieu, Regis J. '75, 1972, 73, 74
 Beaulieu, Walter L. '62, 1960, 61
 Beckford, Nigel O. '18, 2014, 15, 16
 Beckwith, Gordon '23, 2020

Beeaker, Anthony A. '28, 1925, 26, 27
 Beilman, Michael '88, 1986
 Beisel, Darryl E. '50, 1948, 49
 Beisel, Ralph A. '37, 1936
 Belcher, Drew J. '18, 2014, 15, 17, 18
 Belcher, Jovan '09, 2005, 06, 07, 08
 Belisle, Charles M. '67, 1964, 65, 66
 Belknap, Russell E. '40, 1940
 Bell, Darius '24, 2022, 23
 Bell, Steven D. '90, 1986, 87, 88, 89
 Benders, Darius '16, 2015
 Benner, Eugene N. '70, 1967, 68, 69
 Bennett, Arthur G. '06, 1899, 04, 05
 Bennett, Matthew F. '84, 1979, 81, 82, 83
 Bennett, Robert H. '41, 1938, 39
 Benson, John '24, 2020
 Benson, Norman G. '48, 1946, 47
 Bergeron, Richard E. '72, 1970, 71, 72
 Berkowitz, Leonard I. '38, 1937
 Bernard, Joseph '54, 1951
 Bernheisel, George H. '15, 1911, 12, 13, 14
 Bessom, William H. '35, 1933, 34
 Betts, F. Jason '01, 1999, 00
 Beverly, Verne C. '20, 1915, 19
 Bickford, Calvin F. '59, 1955, 56, 58
 Bigelow, Elson H. '13, 1909, 10, 11, 12
 Bigney, Frederick H. '51, 1949
 Bigney, Frederick R. '10, 1909
 Bigos, Alan J. '91, 1989, 90, 91
 Binder, Christopher J. '01, 1994, 95, 96
 Bird, Alan L. '00, 1893, 96, 97, 98
 Bird, Ryan P. '06, 2002, 03, 04, 05
 Bird, William T. '52, 1950
 Bishop, Edward F. '30, 1927
 Bitterman, Michael K. '90, 1988, 89
 Black, Edmund F. '29, 1926, 27
 Black, John W. '59, 1956, 57
 Black, William M. '09, 1907, 08
 Blackwell, Ruel J. '39, 1938
 Blair, James T. '25, 1921, 22, 23, 24
 Blair, Jaquan '20, 2016, 17, 18
 Blaisdell, George M. Jr. '50, 1948, 49
 Blake, Donald C. '33, 1931
 Bleakney, Richard A. '50, 1948
 Blocklinger, Warren S. '31, 1930
 Blomquist, Robert N. '69, 1967
 Blotzer, Wayne D. '81, 1978
 Blouin, Armand J. '77, 1973, 74, 75
 Bochtler, David W. '86, 1985, 86
 Bodtmann, Shawn 2014, 2011, 12
 Bogdanovich, Edward '54, 1951, 52, 53
 Boinske, Aaron D. '02, 1998, 99, 00, 01
 Bolduc, Peter J. '94, 1992
 Bond, Jonathan D. '03, 2000
 Boone, Roosevelt '11, 2008, 09, 10, 11
 Borjestedt, Peter M. '89, 1985, 86, 87
 Boston, Lance M. '93, 1990, 91, 92
 Boswell, Christopher A. '87, 1982, 83, 86
 Botka, Leslie M. '49, 1947
 Boucher, Paul E. '57, 1954, 55
 Boucher, Roger P. '64, 1961, 62, 63
 Bouier, Lorenzo '85, 1979, 81, 82, 83
 Bouley, Edward M. '78, 1976
 Bourgoin, Raoul J. '37, 1936
 Boutillier, Eugene F. '48, 1945
 Boutaugh, Jack '25, 2023
 Bowman, Shawn '22, 2019, 2020, 2021, 2022
 Bowman, Skylar '20, 2018, 2019
 Brooks, Isaiah J. '17, 2014, 15, 16
 Bower, Robert M. '59, 1956
 Bradford, Luther C. '04, 1901
 Bragg, Robert H. '60, 1957, 58, 59
 Brainerd, Robert H. Jr. '85, 1983, 84
 Bralley, Richard D. '37, 1936
 Bramhall, Robert B. '39, 1938
 Brattan, Robert F. IV '75, 1972
 Braun, Ivan E. '67, 1964, 65, 66
 Breen, Richard P. '53, 1950, 51, 52
 Brennan, Shawn P. '81, 1979
 Brewster, Wendell S. '37, 1934, 35
 Bridge, Norman '63, 1962
 Briggs, Brandon '18, 2017
 Briggs, Frederick O. '41, 1940
 Brock, Freddie '24, 2020, 21, 22
 Brody, Sidney S. '41, 1940
 Brooks, Isaiah '17, 2014, 15, 16, 17
 Brooks, Robert '05, 2001, 02, 03, 04
 Brooks, William K. '40, 1939
 Brown, Austin A. '16, 2014, 15, 16
 Brown, Clinton C. '06, 2002, 03
 Brown, Darrick J. '99, 1995, 96, 97, 98
 Brown, David W. '64, 1961, 62, 63
 Brown, Jack R. '64, 1962, 63
 Brown, Kahzro '24, 2021, 22, 23
 Brown, Pushaun '12, 2008, 09, 10, 11
 Brown, William S. '44, 1940, 41, 42
 Brown, Winfred S. '51, 1950, 51
 Brusko, Mike '10, 2006, 07, 08, 09, 10
 Bruso, Brian D. '81, 1979, 80

Bruso, William F. '76, 1973, 74, 75
 Bryant, Robert H. '15, 1911, 12
 Bryant, Vernon C. '26, 1925
 Bryer, Charles S. '97, 1894, 95
 Bryson, Joey '25, 2023
 Buck, Michael E. '89, 1986, 87, 88, 89
 Buck, Raymond W. '11, 1909, 10
 Buckley, Barry J. '84, 1980, 81, 82
 Buckley, Paul J. '86, 1983, 84, 85
 Bulwith, Kurt '05, 2002, 03, 04, 05
 Bunker, Dana E. '48, 1942, 46
 Burger, Francis W. '42, 1939, 40
 Burgess, Charles L. Jr. '52, 1949, 50, 51
 Burke, Davonte L. '16, 2014
 Burke, Walter H. '06, 1905
 Burklow, Benjamin T. '04, 2000
 Burleigh, John H. '07, 1904, 05, 06
 Burleigh, Robert W. '40, 1939
 Burr, Kenneth G. '40, 1937, 38, 39
 Burrill, Richard M. '44, 1941, 42, 46
 Burrows, Daniel C. '17, 2014, 15, 17
 Burton, Karl R. '52, 1950
 Bush, Aamad '16, 2012
 Butler, Edward L. Jr. '35, 1932, 33, 34
 Butterfield, John E. '53, 1950, 51, 52
 Butterfield, Philip Jr. '53, 1950, 51, 52
 Buttles, Derek '12, 09, 10, 11
 Buzzell, Edward W. '32, 1930, 31
 Buzzell, James C. '29, 1926, 27, 28
 Byers, Alon M. '97, 1993, 94
 Byers, Robert B. '49, 1948
 Byrd, Amir '24, 2023
 Byrd, Lennard P. '02, 1998, 99, 00, 01

>>> CCCCCCCCCC

Cadogan, Aiden '24, 2023
 Cahill, J. Timothy '86, 1982, 83, 85, 86
 Cail, David L. '65, 1962, 63
 Caito, Robert G. Jr. '90, 1980, 82
 Calderon, Jonathan '09, 2005, 06, 07, 08
 Calderwood, Samuel H. '33, 1930, 31, 32
 Caldwell, Joshua '07, 2005, 06, 07
 Calenda, Vincent Jr. '54, 1951, 52, 53
 Caligiuri, Michael J. '69, 1966
 Callahan, Gavin J. '15, 2014
 Camire, Richard A. '82, 1978, 79
 Campbell, Chester W. '25, 1922, 23, 24
 Campbell, Hugh J. '84, 1982, 83
 Campbell, Shawn G. '93, 1990, 91, 92
 Canary, Ryan '09, 2005, 06, 07, 08
 Capriotti, Paul V. '92, 1990, 91
 Carbone, Peter R. '16, 2014
 Card, Albert L. '53, 1950, 51, 52
 Card, Donald L. '49, 1946, 47
 Card, Seymour C. Jr. '51, 1948, 49, 50
 Carey, Dennis J. '68, 1965, 67
 Carey, Herbert W. Jr. '73, 1971, 72
 Carey, Spencer '18, 2015, 16, 17
 Carleton, John H. '13, 1911, 12
 Carmichael, Robert G. '58, 1957
 Carmichael, Robert G. Jr. '79, 1977, 78
 Carr, Richard '21, 2018, 19, 20, 21
 Carr, Robert V. '38, 1934
 Carriker, Daniel '16, 2013, 14, 15
 Carter, Derek A. '98, 1994, 95, 96, 97
 Carter, James M. '00, 1997, 98, 99
 Carville, Linwood L. '53, 1951, 52
 Caselden, Ronald C. '62, 1958, 59, 60
 Cassidy, Gerard S. '80, 1977
 Cassidy, John G. '81, 1979, 80
 Cassista, Achilles J. '27, 1925, 26
 Castor, John R. '57, 1955, 56
 Castro, John P. '05, 2002
 Caswell, Winfield B. '99, 1898
 Cates, David C. '50, 1948, 49
 Cates, Stephen P. '94, 1991, 92, 93, 94
 Cavanaugh, Charles A. '12, 1907
 Cervone, James '83, 1980
 Chambers, Austin '21, 2020, 21
 Champeon, Wayne S. '61, 1958, 59, 60
 Chapman, John G. '49, 1945, 47
 Chapman, Wayne B. '73, 1970
 Chapman, William F. '38, 1935
 Chard, William '63, 1960, 61, 62
 Charles, Carlton '15, 2011, 12, 13, 14
 Charles, Raibonne '11, 2008, 09, 10, 11
 Chase, Clifford G. '04, 1903
 Chase, Daniel '08, 1905, 07
 Chase, E. Leith '26, 1925
 Cheeks, Zion '25, 2023
 Chisholm, John M. '83, 1982
 Christopher, Ben A. '01, 1997, 98, 99, 00
 Cianchette, Clair L. '46, 1946
 Cianchette, Edward J. '54, 1951, 52, 53
 Cipp, Jefferson L. '96, 1993, 94, 95
 Clark, Arthur L. '50, 1946, 47, 48
 Clark, David W. '94, 1990, 91, 92, 93
 Clark, Devin '15, 2013, 14
 Clark, Geoffrey B. '95, 1991



Clark, Llewellyn E. '54, 1952, 53, 54
 Clark, Nathaniel '00, 1999
 Clark, Reginald P. '65, 1962, 63, 64
 Clark, Steven R. '82, 1979
 Clark, Wilkie C. '00, 1898
 Clay, Jamal '14, 2011, 12, 13
 Cleaves, Carl S. '12, 1909, 11
 Clemente, Philip J. Jr. '59, 1958
 Cloutier, Christopher J. '73, 1971, 72
 Cloutier, David L. '62, 1959, 60, 61
 Coady, Donald L. '21, 1919
 Cobb, Frank C. '11, 1908, 10
 Cobb, George L. '35, 1932, 33, 34
 Cobb, Harold W. '14, 1912, 13
 Cobb, William B. '21, 1920
 Coburn, William B. '97, 1894
 Cockayne, Trent '92, 1988
 Coffin, Richard H. '71, 1968, 69
 Coggins, Donald I. '33, 1930
 Cohen, Harry '25, 1921
 Colasacco, John A. '86, 1984, 85, 86
 Colby, Malcolm O. '48, 1945
 Cole, Clinton L. '00, 1893, 99
 Cole, Daniel W. '74, 1971, 72
 Cole, Henry E. '02, 1899, 00
 Cole, Michael '14, 2010, 11, 12, 13
 Cole, Norman C. '57, 1954, 55, 56
 Cole, William J. '99, 1996, 97, 98
 Cole, Winfield L. '03, 1899, 00, 01, 03
 Colee, Bryce '21, 2017, 18, 19, 20, 21
 Coleman, Joseph P. '89, 1986, 88
 Coleman, Keone '01, 1997
 Collette, Myron G. '36, 1934, 35
 Collins, Arthur W. '05, 1902, 03, 04
 Collins, Daniel B. '16, 2014, 15, 16
 Collins, John L. '70, 1967, 68, 69
 Collins, Richard W. '70, 1969
 Colon, J. Emilio '95, 1991, 92, 93, 94
 Coltart, George L. '29, 1926, 27, 28
 Coltin, David H. '70, 1967, 68, 69
 Commissiong, Jeff A. '95, 1991, 92, 93, 94
 Conlogue, Frederick W. '10, 1909
 Conquest, Troy D. '88, 1986, 87
 Constantino, Russell J. '91, 1987, 88, 89
 Cook, Albert F. '11, 1908, 10
 Cook, Edward J. Jr. '40, 1937, 38, 39
 Cook, Horace J. '10, 1907, 08, 09
 Cook, Peter R. '78, 1976
 Cooney, Brian '23, 2019, 20, 21, 22
 Cooper, Earle H. '64, 1961, 62, 63
 Cooper, S. Thurlow '57, 1954, 55, 56
 Cooper, Stephen Jr. '03, 1999, 00, 01, 02
 Cornacchio, James M. '76, 1975
 Cornacchio, Joseph A. Jr. '74, 1972, 73
 Costanza, John '24, 2020, 21, 22, 23
 Cosgrove, Jeffrey T. '89, 1985, 86, 87
 Cosgrove, Jack W. '78, 1973, 75, 76, 77
 Cosgrove, Michael E. '80, 1975, 76, 77, 78
 Costello, Steven M. '88, 1983, 84, 85
 Costello, Thomas H. '73, 1969, 70
 Coston, Trevor '11, 2008, 09, 10, 11
 Cote, Donald E. '75, 1972, 73, 74
 Cote, Ronald R. '74, 1970, 71, 72
 Cotrone, Anthony '07, 2004, 05, 06, 07
 Couchman, Lattrell '24, 2022, 23
 Coulombe, Philip A. '50, 1946, 47, 48, 49
 Couri, Arthur N. '20, 1916
 Courtney, Horace S. '20, 1917, 19
 Coutts, Mark A. '86, 1982, 83, 84, 85
 Cowell, Waldo H. '55, 1952, 53, 54
 Cox, Nicholas '14, 2013
 Cox, Raymond A. '53, 1950, 51
 Crabtree, David H. '65, 1962
 Craig, Francis A. '33, 1931, 32
 Cranch, Richard C. '42, 1939, 40
 Crane, Steven W. '72, 1969, 70, 71
 Crockett, Cyrenius W. '99, 1895
 Crowe, Joseph W. '05, 1904
 Crowell, Harrison P. '14, 1910
 Cruij, Nicolas '25, 2023
 Crowley, Nathaniel J. '42, 1940, 41
 Crowley, Robert P. '86, 1982, 83, 84
 Crozier, Thomas J. A. '37, 1936
 Cue, Jason '95, 1992
 Curran, Marc W. '93, 1988, 89, 90, 91
 Curry, Brendan J. '03, 1999, 00, 01, 02
 Curry, Dale J. '62, 1959, 60, 61
 Curry, William J. '92, 1989, 90, 91, 92
 Curtis, Clifton E. '31, 1930
 Curtis, Fred H. '15, 1915
 Curtis, Philip E. '40, 1939
 Cusano, David M. '03, 1999, 00, 01, 02
 Cusano, Dominic '10, 2007, 08
 Cutler, James C. Jr. '60, 1958, 59
 Cutshaw, Michael A. '03, 2000
 Cutts, Cecil J. '25, 1922, 23, 24
 Cyr, Roderick J. '56, 1953, 54
 Czech, Kevin E. '78, 1975, 76

>> DDDDDDDDD

Dadmun, Thomas J. '95, 1993, 94
 Daley, Edward D. '18, 1915
 Daley, William H. '30, 1929
 Dalot, Arthur J. '97, 1893, 94
 Dalrymple, Everett W. '54, 1951, 52
 Dalrymple, Robert A. '42, 1940, 41
 Daly, Stephen J. '71, 1969
 Damon, Dennis S. '71, 1969, 70
 Dashiell, Aaron E. '00, 1996, 97, 98, 99
 Davenport, Jason C. '88, 1983, 84, 85, 86
 Davis, Alfred R. '02, 1899, 00, 01
 Davis, Benjamin O. '18, 2014, 15, 17
 Davis, Carleton F. '34, 1933
 David-Ray, Darian '19, 2015
 Davis, Benjamin '18, 2016
 Davis, Frizell Jr. '94, 1990, 91, 92, 93
 Davis, George M. '01, 1898, 99, 00
 Davis, John J. '20, 1917
 Davis, Justin M. '02, 1999, 00, 01
 Davis, Ralph L. '31, 1928, 29, 30
 Davis, Shymell '24, 2023
 Davis, Thomas '19, 1916, 17, 18
 Davis-Ray, Darian '19, 2016
 Dawson, Angelo J. '18, 2014, 15, 16
 Day, John H. '46, 1945
 DeCloux, Sean '16, 2012, 13, 14, 15
 DeGrandpre, Gerard C. Jr. '60, 1957, 58, 59
 DeGregorio, Mark F. '77, 1973, 74, 75, 76
 Delcourt, Ben '11, 2008, 09
 DeRossa, Jeffrey D. '91, 1988, 89, 90, 91
 Delucca, Darrell A. '90, 1987, 88
 Deluga, Chester J. '86, 1981, 82, 83
 Demaray, Shawn '07, 2005, 06, 07
 DeMartini, James '17, 2015, 16
 Demby, Jamil S. '18, 2014, 15, 16, 17
 Demms, Kolin '23, 2020
 Demuren, Sinmisola '19, 2015, 16, 17
 Denbow, Carroll E. '58, 1955, 56, 57
 Denno, Michael S. '89, 1986, 87, 88, 89
 Dennis, Donte '12, 2008, 09, 12
 Dennis, Robert F. '50, 1948
 Densmore, Joel Y. '62, 1960, 61
 Deoul, Derek '19, 2016, 17, 18
 Derby, Frank H. '11, 1910
 Derrah, Donald W. '64, 1962, 63
 Desmarais, Paul A. '78, 1975, 76, 77
 Desroches, Donald M. '62, 1959
 DeVarney, Richard W. '66, 1963, 64, 65
 DeVaughn, Jeffrey '17, 2015, 16, 17, 18
 DeVinney, Chris '05, 2001, 02
 DeVito, Michael R. '06, 2003, 04, 05, 06
 DiBiase, Anthony J. '76, 1972
 DiBiase, Matthew A. '04, 2001, 02
 Dickey, Emery S. '28, 1925
 Dickson, Thomas L. '27, 1925, 26
 DiGeronimo, Thomas '87, 1983, 84, 85, 86
 DiGravio, Daniel '91, 1989, 90
 Dioszeghy, Thomas J. '88, 1985, 86
 DiPaolo, Nicholas R. '84, 1982, 83
 DiPietro, Rudy '77, 1973, 74, 75, 76
 Doak, Kenny '21, 2018, 19
 Dobson, Liam '21, 2017, 18, 19
 Docos, Gunnar '19, 2018, 20, 21
 Dodge, Evign D. '06, 2002, 03, 04
 Doegan, Daniel '24, 2022
 Doerr, Albert '26, 1922
 Doherty, Albert V. '36, 1934, 35
 Dolan, Frederick T. '53, 1951, 52
 Dombkowski, Henry J. '49, 1946, 47, 48
 Donahue, Norman S. '15, 1912, 13, 14
 Donahue, Patrick L. '76, 1973
 Donahue, Richard W. '92, 1990, 91, 92
 Donahue, Stephen M. '86, 1984, 85, 86
 Donnelly, Robert J. '07, 2005, 06, 07
 Donovan, Michael J. '03, 1999, 00
 Donovan, Wallace T. '28, 1927
 Doody, Ronald A. '86, 1983, 84, 85
 Doppler, Justin D. '00, 1997, 98, 99
 Dore, Maurice R. '60, 1958, 59
 Dorsey, Douglas A. '89, 1985, 86, 87, 88
 Dorismond, Bruno '07, 2004, 05, 06, 07
 Dorticco, Carlos '03, 1899, 00, 01, 02
 Dottin-Carter, Dennis A. '03, 2000, 01, 02, 03
 Doughty, Brian D. '98, 1994
 Douglas, Donald E. '57, 1953, 54, 55
 Douglas, Earl G. '41, 1938
 Dow, Gary A. '76, 1974, 75
 Dow, James F. '37, 1934, 35, 36
 Dowd, Sean '91, 1990, 91
 Downey, Andrew '09, 2005, 06, 07, 08
 Downey, Matthew J. '83, 1979, 80, 81, 82
 Downing, Herbert P. '06, 1903, 04
 Doyle, Dennis M. '67, 1964, 65, 66
 Dranpaniotis, John C. '81, 1977
 Drew, Dana E. '39, 1937, 38
 Drisko, Richard L. '61, 1958, 59, 60
 Dube, Marc P. '92, 1989, 90, 91
 DuBose, Jamond '21, 2022

>> EEEEEEEEE


Duddy, Robert H. '51, 1948
 Dudley, John L. '61, 1961
 Duffy, James J. Jr. '56, 1953, 54, 55
 Dugan, John H. '70, 1967, 68, 69
 Dulac, George P. '70, 1967, 68, 69
 Dumont, James '77, 1973, 74, 75, 76
 Dumont, John E. '76, 1973, 74, 75
 Dumont, Joseph E. '63, 1960
 Duncan, Lindsay '97, 1893, 95
 Dunn, Gerald C. '23, 1921
 Dunn, Jordan '17, 2013, 14, 15, 16
 Dunn, Julian '19, 2015, 16, 17, 18
 Dunne, Charles E. '39, 1936, 37
 Dupill, Robert E. Jr. '74, 1971, 72, 73
 Dupree, Mark '91, 1989, 90
 Duran, David R. '12, 1908
 Duren, Harry E. '02, 1900, 01
 Durgin, Rodney W. '65, 1963, 64
 Durham, Leroy T. '94, 1893
 Durr, Jeffrey P. '87, 1983, 84, 86
 Dutton, Robert C. '45, 1946
 Dwellley, Linwood L. '25, 1921, 22, 23, 24
 Dyer, Harold J. '39, 1938, 39
 Dyer, Richard C. '40, 1938, 39
 Dyer, Thomas A. '69, 1967

>> EEEEEEEEE

Eales, Frank H. '13, 1909
 Earley, Charles D. '55, 1952, 53, 54
 Eastman, Thomas F. '04, 1900
 Eastman, Troy '14, 2010, 11, 12, 13
 Eastman, Tyler '09, 2006, 08, 09
 Easton, Harry M. III '52, 1949, 50, 51
 Eaton, Christopher C. '71, 1968, 69, 70
 Eaton, Jacob R. '03, 1999, 00, 01, 02
 Ebeling, John '14, 2011, 12, 13
 Eberbach, Charles W. '59, 1957, 58
 Eberle, Charles '22, 2021, 22
 Echols, Jabari '24, 2022
 Edelstein, Albert N. '43, 1940, 41, 42
 Edelstein, Michael D. '82, 1978, 79
 Edgar, John B. Jr. '57, 1954, 55, 56
 Edith, Anthony '84, 1981
 Edwards, Earnest '20, 2016, 17, 18
 Edwardson, Christian F. '76, 1973, 74, 75
 Egwuonwu, Uchenna '18, 2016
 Ehrlich, Robert M. '53, 1950
 Elliott, James E. '31, 1928, 29
 Elliott, Owen '19, 2018
 Elliott, Roderick R. '38, 1935, 36, 37
 Elliott, Wallace H. '26, 1924, 25
 Elliott, Wesley C. '02, 1897, 00, 01
 Elliott, Wilmer R. '25, 1922, 23, 24
 Ellis, Andrew T. '83, 1979
 Ellis, David '02, 2001
 Ellis, Duane E. '87, 1983, 84
 Ellis, Roger C. '60, 1957, 58, 59
 Ellis, Walter L. '98, 1895, 96, 97
 Ellison, Thomas G. '84, 1981, 82
 Elwell, Todd C. '01, 1997, 98, 99, 00
 Emerson, Dennis P. '80, 1975, 76
 Emerson, Robert E. '45, 1942, 46, 47
 Emery, Henry A. Jr. '50, 1948
 Emery, Newell W. '50, 1948
 Emmons, Stephen H. '53, 1950
 Endieveri, S. Scott '91, 1988
 English, Royston D. '02, 1998, 99, 00, 01
 English, Wesley J. '57, 1956
 Enslin, Kristopher '12, 2009, 12
 Eretzian, David J. '72, 1971
 Erickson, Scott H. '77, 1973
 Ervin, Levi '10, 2007, 08, 09
 Estey, Richard S. '75, 1973
 Estey, Robert J. '78, 1973
 Ewing, Trevin '24, 2020, 21, 22, 23

► FFFFFFFF

Fagnano, Joe '22, 2019, 20, 21, 22
 Fahlgren, John I. '67, 1965, 66
 Falvey, Jeffrey '12, 2009
 Fairfield, Edward H. '66, 1964
 Fanjoy, Robert D. '74, 1971, 72, 73
 Farkes, Adam '08, 2007, 08
 Farley, James F. '84, 1980, 81, 82, 83
 Farnham, Charles H. '97, 1893, 94
 Farrell, Robert S. '69, 1967, 68
 Farwell, Howard L. '09, 1905, 06
 Faulkner, Richard D. '71, 1969, 70, 71
 Favor, Donald E. '34, 1931, 32, 33
 Fecteau, Clinton N. Jr. '50, 1948
 Fedrick, Jerickson W. '17, 2014
 Fedroff, Timothy J. '81, 1977, 78
 Ferguson, Chris '20, 2017, 18
 Fein, Mickey D. '99, 1995, 96, 97, 98
 Fellows, Bennett '05, 2001 (mgr.)
 Fellows, Christopher M. Jr. '98, 1994
 Ferran, Andrew J. '98, 1995, 97
 Ferrari, Philip B. '83, 1978, 79, 80, 81



John Baumgartner



Dave Cusano



Dwayne Wilmot



Mike Flynn



Brian Gaine



Garrett Gillick

Ferretti, Raymond A. '82, 1979, 80
 Fersner, Kenneth '09, 2005, 06, 07, 08
 Fichthorn, Ross H. II '95, 1992, 93, 94, 95
 Fickett, Lester C. '32, 1929, 30, 31
 Files, Harry P. '35, 1933
 Filloramo, John N. '74, 1970
 Fish, Lincoln D. '38, 1936, 37
 Fitandies, Fred A. '51, 1950
 Fitzgerald, Carl E. '68, 1966, 67
 Fitzgerald, James M. '70, 1968, 69
 Fitzgerald, Lamar '14, 2012, 13
 Fitzpatrick, Joseph '19, 2015, 17
 Flaherty, Richard P. '65, 1962, 63, 64
 Flanders, Frank L. '05, 1904
 Flanders, Richard S. '79, 1976, 77, 78
 Flores, Justin '16, 2012, 13, 14, 15
 Fluellen, Jhamal '09, 2006, 07, 08
 Flynn, Michael P. '97, 1993, 94, 95, 96
 Fogler, John P. '50, 1948, 49
 Fogler, Thomas K. '53, 1950
 Foley, Frank M. '85, 1984, 85
 Foley, Kevin F. '74, 1972, 73
 Foley, Thomas D. '96, 1992, 93
 Foltz, Jacob '08, 2006, 2007
 Footman, Harold R. '52, 1949
 Forbes, Clinton F. '06, 1905
 Ford, Keith '05, 2001
 Forman, Jamaal '07, 2004, 05, 06, 07
 Fort, Daryl L. '92, 1991
 Foster, John R. '25, 1923, 24
 Foster, Kenneth C. '34, 1931
 Fox, James T. '88, 1985, 86, 87
 Frame, George M. '36, 1934, 35
 Francois, Tyrine '22, 2020, 21, 22
 Fraser, James A. H. '62, 1960, 61
 Fraser, Oren '26, 1924, 25
 Frazz, George L. '72, 1971, 72
 Frazier, Donald E. '33, 1932
 French, Frank A. '17, 1916
 French, Joseph E. '01, 1897
 Fringer, Robert C. '55, 1952
 Fuller, E. Paul '92, 1989, 90, 91, 92
 Furey, John G. '19, 1916
 Furlong, Charles R. Jr. '54, 1951, 52, 53
 Furlman, John R. Jr. '65, 1962, 63
 Fusco, Dante '05, 2001, 02, 03

>>> GGGGGGGGG

Gaine, Brian W. '95, 1992, 93, 94, 95
 Gakos, Jeff '14, 2011, 12, 13
 Galiza, Lawrence J. '86, 1982
 Gallant, Jon R. '99, 1995, 96, 97, 98
 Gallant, Lance A. '69, 1967, 68
 Gangi, Stephen J. '99, 1995, 96, 97, 98
 Ganyi, Terrence '22, 2022, 23
 Garabedian, Aram G. '57, 1954, 55, 56
 Garcia, Michael J. '86, 1982, 84
 Garcia, Miguel '20, 2018
 Gardiner, Leroy W. '10, 1908
 Gardiner, Richard C. '54, 1948
 Gardner, Charles S. '41, 1939, 40
 Garlic, Maurice A. '06, 2002, 03
 Garneau, Lucien R. '54, 1951, 52, 53
 Gaspard, Craig '77, 1973, 74, 75
 Gautier, Jonathan A. '97, 1994, 95, 96, 97
 Gay, John '23, 2021, 22, 23
 Gay, Thomas E. '25, 1923
 Gelb, David '21, 2018, 20, 21
 Gelsomino, John E. '03, 1999, 00, 01, 02
 Geneva, Maurice L. '43, 1941, 42
 Genge, Clarence K. '41, 1938, 39
 Gentile, Michael C. '24, 1923
 Gerace, Michael '21, 2018, 19, 20, 21, 22
 Gerber, Michael C. '81, 1976, 77, 78
 Gerrish, Harold A. '40, 1937, 38, 39
 Gervais, Andrew '02, 1999, 00
 Getchell, Edward L. '14, 1913
 Gevinski, Steven '93, 1989
 Gibson, Jamaree '25, 2023
 Gibson, John S. '90, 1986, 87, 88, 89
 Gilbert, Charles E. '94, 1893
 Gilbert, Ernest J. '70, 1968, 69
 Gillette, Joe '24, 2023
 Gilley, Frank P. '44, 1941
 Gillick, Garrett K. '00, 1996, 97, 98, 99
 Gilman, Clarence R. '43, 1942
 Gilman, John A. '00, 1896
 Gillmann, Christopher '87, 1983, 84, 85, 86
 Ginsberg, George S. '21, 1917, 18, 19, 20
 Giordano, Stephen A. '79, 1976, 78
 Girard, Daniel C. '93, 1989, 90, 91, 92
 Givans, Vinson '12, 2008, 09, 10, 11
 Gleason, Wallace F. Jr. '38, 1935, 36, 37
 Glebus, Martin R. '87, 1986
 Golden, Thomas W. '55, 1952, 53, 54
 Golobski, Bruno '36, 1934, 35
 Gomes, Jarrod B. '04, 2000, 01, 02, 05
 Gomes, Stefan S. '04, 2000, 01, 02
 Goncalves, Cabrinni '16, 2012, 13, 14, 15

Gonet, Edward J. '75, 1973, 74
 Gonya, Peter M. '82, 1979
 Goodchild, James C. '43, 1941, 42
 Goode, Najee K. '18, 2014, 15, 16, 17
 Goodman, John U. '58, 1957
 Goodspeed, David R. '72, 1969, 70, 71
 Goodwin, Harlen F. '46, 1947
 Goodwin, James W. '49, 1946, 47
 Gordon, Arel K. '06, 2003, 04, 05, 06
 Gordon, Christopher M. '85, 1984
 Gordon, J. Daniel '89, 1984, 87, 88
 Gordon, Sherwood F. '48, 1942, 46, 47
 Goree, Devon J. '04, 2000, 01, 02, 04
 Gorham, Frank E. '97, 1894
 Gorham, William J. '17, 1914, 15, 16
 Gorman, Thomas D. '85, 1983
 Gowans, Horace P. '31, 1929
 Gowell, Earle R. '30, 1928, 29
 Gowell, John R. '38, 1937
 Goyins, Alexander K. '06, 2003, 04, 05, 06
 Graham, Benjamin F. Jr. '43, 1942
 Graham, Garrett '22, 2020
 Grant, George C. '41, 1938, 39, 40
 Grant, Richard G. '79, 1978, 79
 Gravelle, Stephen L. '69, 1966, 67
 Gray, Lyman S. '29, 1927, 28
 Gray, Michael '94, 1990
 Grayer, Jaron '20, 2017, 18, 19
 Greeley, Julian F. '18, 1915
 Greeley, Stuart F. '75, 1973, 74
 Greene, Darius '17, 2013, 14, 15, 16
 Greene, John C. '19, 1915, 19
 Greener, Barry D. '71, 1970
 Gribbin, Matthew F. '01, 1997, 98, 99
 Grier, Bryan '08, 2004, 05, 06, 07
 Griffin, Francis J. '69, 1966, 67, 68
 Griffin, Warren '56, 1953, 54, 55
 Grigorakos, Vasiliou '18, 2014
 Gross, David '24, 2020, 21, 22
 Grove, William M. '55, 1951, 52
 Grover, Archer L. '99, 1898
 Grover, Keith, L. '43, 1941, 42
 Groves, Gary T. '86, 1982, 83, 84, 85
 Gruhn, George H. '25, 1921, 22, 23, 24
 Gsell, Christopher J. '86, 1984, 85
 Guernsey, Edward F. Jr. '55, 1952, 53
 Guions, Fred '94, 1992, 93
 Gulliver, James L. '15, 1911, 12, 13, 14

>>> HHHHHHHHH

Hadley, Alton L. III '63, 1960, 61, 62
 Hadlock, George H. '03, 1899, 00
 Hagopian, Martin '46, 1946
 Haley, Michael H. '65, 1962, 63, 64
 Hall, Alphonso Jr. '95, 1992, 93, 95
 Hall, Amos B. '03, 1999, 00, 01, 02
 Hall, David T. '49, 1947
 Hall, Derrick L. '07, 2003
 Hall, Tayvon '18, 2015, 16, 17
 Hall, Walter J. Jr. '74, 1972, 73
 Hallsey, Harry F. '50, 1948
 Ham, Miles F. '20, 1918, 19
 Ham, Ralph C. '52, 1951
 Hamilton, Percy S. Jr. '52, 1950
 Hamilton, Robert S. '71, 1968, 69, 70
 Hamlin, Joseph H. '38, 1934, 36, 37
 Hamm, Philip W. '09, 1908
 Hammond, Avery C. '11, 1907, 08
 Hammond, Matthew S. '03, 2000, 01, 02, 03
 Hanscom, Alan D. '75, 1973, 74
 Hanson, Dale E. '62, 1959, 60, 61
 Harding, David R. '43, 1941
 Harding, Theodore P. '38, 1935
 Harding, William R. '43, 1941
 Hardy, John, '13, 2012
 Hardy, John A. '16, 2014, 15
 Harlow, Charles W. '65, 1962, 63, 64
 Harlow, Stephen G. '75, 1973, 74
 Harmon, Ralph C. '09, 1908
 Harner, Frederick C. '93, 1990, 91, 92, 93
 Harney, Charles W. '70, 1967
 Harney, Francis L. III '66, 1963, 64, 65
 Harnum, David K. '66, 1963, 64, 65
 Harnum, Donald J. '62, 1959, 60, 61
 Harriman, Leon C. '65, 1963
 Harrington, Joseph L. '40, 1938, 39
 Harris, Anthony '24, 2023
 Harris, Derrick '10, 2007, 08, 09
 Harris, James W. '41, 1939, 40
 Harris, Liston L. '03, 1899
 Harris, Lorenzo S. III '94, 1990, 91, 92
 Harris, Louis T. '40, 1939
 Harris, Terence D. '02, 1998, 99
 Harris, Troy '09, 2006, 2007, 08, 09
 Harrison, David B. '79, 1976, 77, 78
 Hart, Darius E. '19, 2014, 16, 17, 18
 Hartman, Harry R. '28, 1927
 Harvey, Brian '12, 2008, 09, 11, 12
 Harvey, Leroy H. '01, 1899, 00

Harvey, Michael A. '00, 1996, 97, 98, 99
 Harvey, Reed D. '23, 1919
 Hastings, Henry S. '73, 1970, 71
 Hatch, Howard A. '00, 1896, 98, 99
 Hawkes, Bryan E. '97, 1994, 95, 96, 97
 Hay, Robert B. '43, 1942
 Hayden, Malcom S. '49, 1948
 Hayes, Chad W. '02, 1998, 99, 00, 01
 Hayes, Gordon S. '32, 1931
 Hayes, James M. '72, 1969, 70, 71
 Hayes, Richard E. '38, 1937
 Hayes, Robert E. '73, 1970, 71, 72
 Haynes, Whitcomb '28, 1927
 Heald, Braeden '21, 2022, 23
 Heath, Stanley '97, 1894
 Hebert, Hector A. '30, 1929
 Hebra, Sergio Jr. '88, 1984, 85, 86, 87
 Heidt, Douglas C. '80, 1977, 78, 79
 Heisey, Cooper '23, 2023
 Henderson, Douglas S. '97, 1996, 97
 Henderson, Izaiah '23, 2023
 Henderson, Jermaine '10, 2007, 09
 Henderson, Leroy W. '48, 1945
 Hennie, Jacob '21, 2019, 20, 21, 22
 Henriquez Jr., Donnell '22, 2020
 Henry, James A. '05, 2001, 02, 03, 04
 Henry, Kenneth D. '07, 2003, 04, 06
 Herbine, Andrew J. '00, 1999
 Hersey, Thomas M. '34, 1931, 32
 Hersom, James A. '82, 1981, 82
 Hersom, John B. '83, 1979, 80, 81
 Hersom, Lawrence R. '51, 1950
 Hevesy, John J. '94, 1991, 92, 93
 Hewes, Richard D. '50, 1948, 49
 Hewins, Walter C. '52, 1950, 51
 Hews, Charles E. '69, 1968
 Heywood, Heywood H. '96, 1893
 Hicks, Anthony '07, 2004, 05
 Hickson, Paul E. '30, 1928
 Higgins, Clyde E. '36, 1933, 34, 35
 Higgins, David R. III '80, 1977, 78, 79
 Higgins, Harrison P. '09, 1905, 06, 07
 Higgins, Royal G. Jr. '17, 1915
 Hill, Kyle D. '00, 1997, 98
 Hill, Richard L. '34, 1933
 Hiller, Howard B. '17, 1916
 Hilton, William '11, 1910
 Hincks, Maynard A. '32, 1931
 Hinds, James R. '86, 1983, 84, 85
 Hinds, Walter C. Jr. '47, 1947, 48
 Hirst, Walter F. '66, 1963, 64, 65
 Hochadel, Joseph M. '70, 1967, 68, 69
 Hodge, Gerald F. '53, 1950, 51, 52
 Hodges, Michael L. '67, 1965, 66
 Hodgins, Robert L. '09, 1906
 Hodgkins, John E. '84, 1981, 82, 83
 Hodgson, J. Michael '82, 1976, 77, 78
 Holliday, David '92, 1988
 Holmes, Xavier '24, 2023
 Holyoke, Donald B. '41, 1940
 Honer, Carl N. '35, 1933, 34
 Hood, David 2015, 2011, 12
 Hood, William J. Jr. '78, 1974, 75, 76, 77
 Hook, Joseph '14, 2010, 11, 12, 13
 Horn, Floyd P. '65, 1963, 64
 Horn, Joe '24, 2023
 Horne, Cecil W. '31, 1928, 29, 30
 Hosmer, George L. '12, 1909
 Hostetter, Raymond E. Jr. '57, 1954, 55, 56
 Hough, Scott F. '90, 1986, 87, 88, 89
 Houghton, Arthur C. '11, 1907
 Houle, James '63, 1962
 Howley, Chris '13, 2009, 10, 11, 12
 Hoyt, Chase '16, 2012, 14, 15
 Hoyt, David W. '23, 1922
 Huard, John R. '67, 1964, 65, 66
 Hudson, Sherrod '25, 2023
 Huffman, Joshua '19, 2015, 16, 17
 Hufnagle, Gary M. '86, 1981, 82, 83, 84
 Hughes, Paul M. '85, 1983, 84
 Hume, Zachary C. '18, 2014, 15, 16
 Huntington, Schuyler '18, 2015, 16, 17
 Hunter, W. Calvin III '03, 2000
 Huot, Laurence H. '32, 1930
 Hurd, Robert L. '65, 1963, 64
 Hussey, Gorham W. '54, 1951
 Hussey, James M. '81, 1977, 79
 Hussey, Philip R. '12, 1911
 Hussey, Robert S. '38, 1937
 Hussey, Wayne B. '21, 1915, 16, 19, 20
 Hussey, William F. '01, 1897
 Hutchings, Leslie M. '37, 1935, 36
 Hutchins, Randell E. '89, 1987
 Hutchinson, Alfred '44, 1941, 42, 46

>>> IHHHHHH

Ibrahim, Michael '84, 1980, 81, 82, 83
 Ingalls, David G. '88, 1983, 85, 86, 87
 Ingalls, Joshua '17, 2016



Inman, Dale R. '70, 1967, 68, 69
 Irvine, William L. '42, 1940, 41
 Irzyk, Robert J. '92, 1988, 90
 Iverson, Erik '05, 2001
 Iwaszko, Robert M. '71, 1970, 71

>> JJJJJJJJ

Jacarz, Edward R. '93, 1989
 Jack, Philip C. '99, 1895
 Jackson, Anthony E. '93, 1991, 92, 93
 Jackson, Chris '06, 2004
 Jackson, Nolan B. '37, 1935, 36
 Jackson, Ralph C. '26, 1923
 Jagoutz, Richard S. '74, 1972, 73
 Jagoutz, Todd D. '01, 1997, 98, 99, 00
 James, Darlos '12, 2009, 10, 11, 12
 James, Kendall '14, 2010, 11, 12, 13
 James, A. Keith '88, 1986, 87, 88
 James, Henry A. '71, 1968, 69, 70
 Jameson, Robert A. '97, 1993, 94, 95, 96
 Jasionis, John P. '32, 1929
 Jean-Charles, Ori '20, 2019, 20
 Jefferson, Ramon '20, 2018
 Jenkins, Howard L. '17, 1916
 Jenoski, Michael E. '82, 1979, 81, 82
 John, Walter F. '53, 1951
 Johnson, Bertrand R. '98, 1895, 96
 Johnson, Bruce Jr. '16, 2012, 13, 14, 15
 Johnson, Chester C. '10, 1909
 Johnson, David L. '88, 1984
 Johnson, Derrick '14, 2010, 11, 12, 13
 Johnson, Herbert H. '42, 1940, 41
 Johnson, Lloyd G. '99, 1995
 Johnson, Stanley F. '41, 1938, 39
 Johnson, William H. '70, 1968, 69
 Joly, John M. '77, 1975, 76
 Jones, Daniel T. '92, 1989, 90, 91, 92
 Jones, Francis C. '38, 1935, 36
 Jones, Howard N. '18, 1917
 Jones, Isaiah '16, 2012, 13, 14, 15
 Jones, Kevin '22, 2020, 21, 22, 23
 Jones, Lawrence S. Jr. '94, 1990, 91, 92, 93
 Jones, Nigel '16, 2012, 13, 14, 15
 Jones, Philip '63, 1962
 Jones, Rohan '26, 2022, 23
 Jones, Samuel E. '19, 1915
 Jones, Samuel E. Jr. '50, 1946
 Jones, Tyrell '10, 2007, 08, 09
 Jones, Steven P. '75, 1972, 73, 74
 Jordan, Fred T. '22, 1921
 Jordan, Leonard B. '24, 1923
 Jordan, Thomas A. '70, 1967, 68, 69
 Jordan, Wesley D. '62, 1961
 Joseph, David A. '64, 1962, 63
 Joseph, Katley '21, 2018, 19
 Joseph, Mike-Lee '24, 2020
 Joseph, Zedric '14, 2013
 Joslyn, Daniel A. '04, 2000, 01, 02, 03
 Jowett, Robert F. '85, 1981, 82, 83, 84
 Judd, Morris H. '34, 1933
 Judge, Charles F. '75, 1973
 Judge, Thomas F. '00, 1898

>> KKKKKKKK

Kalman, Keith A. '68, 1965, 66, 67
 Kamara, Alhaji '24, 2023
 Kane, Warren S. '33, 1932
 Kasmer, Charles N. '89, 1985, 86, 87, 88
 Kasmer, Charles W. '55, 1952, 53
 Kay, John '19, 2015
 Keahon, Thomas N. '80, 1977, 78
 Keany, Paul A. '67, 1964, 65, 66
 Keating, Christopher P. '79, 1975, 76, 77, 78
 Keating, Conor '11, 2008, 09
 Keating, Stephen J. '83, 1979, 80, 81, 82
 Keating, Thomas D. '72, 1970, 71
 Keefe, James D. '86, 1982, 83, 84, 85
 Keegan, William C. '94, 1989, 90, 91, 92
 Kenan, Tristen '26, 2023
 Keenan, Peter C. '78, 1975, 76, 77
 Keene, Brentley D. '65, 1962, 63, 64
 Kehoe, Kevin W. '89, 1986
 Kelleher, Neil P. '85, 1980
 Keller, Percy R. '01, 1900
 Kelly, Gregory M. '95, 1992, 93, 94
 Kelly, Joseph E. '78, 1975, 76, 77, 78
 Kelley, Jeremy '10, 2007, 08, 09
 Kenaley, Shawn C. '00, 1998
 Kendrigan, John T. '08, 1907
 Kennedy, Chester N. '50, 1948
 Kennedy, Theodore D. '82, 1979, 80
 Kenney, Patrick J. '04, 2000
 Keohane, Daniel B. '76, 1973, 74, 75
 Kerry, David T. '61, 1958
 Kiefer, Kash '09, 2006, 2007, 08
 Kierstead, Robert B. '03, 1999, 00, 01, 02
 Kilbrith, Wesley H. '62, 1954
 Kiley, Edward H. '62, 1961
 Kimball, John H. '70, 1969

King, James P. '11, 1907, 08, 10
 King, John E. '81, 1977, 78
 King, Joseph E. '44, 1941, 46
 King, Matt L. '06, 2003, 04, 05, 06
 Kinghorn, Robert C. '41, 1940
 Kinney, Richard A. '62, 1958, 60, 61
 Kirk, George E. '16, 1914, 15
 Kiszonak, Amel F. '32, 1931
 Kmety, John P. '04, 2000, 01
 Knight, Frank A. '80, 1978
 Knight, Steven J. '94, 1991, 92, 93, 94
 Knowles, Allen M. '04, 1903
 Knox, Jeffrey A. '90, 1986, 87, 88
 Knox, Justin A. '05, 2003, 04, 05
 Knudsen, Adam M. '92, 1990, 92
 Kocsmiersky, Robert L. '66, 1964, 65
 Koeppel, Seth H. '89, 1987, 88
 Koris, Frank J. '45, 1942
 Korobkin, Leonard R. '47, 1945
 Kostacopoulos, Peter '57, 1954, 55, 56
 Kozlakowski, Michael '16, 2012, 13, 14, 15
 Kreppein, Robert U. '87, 1985, 86
 Kriger, Lewis H. '16, 1913, 14, 15
 Kuhn, Mike '12, 2008, 09, 11, 12

>> LLLLLLLL

Labat, Pierre D. '62, 1960
 Labenski, Thomas R. '06, 2003
 Laberge, Robert L. Jr. '79, 1978
 LaBonte, Richard '85, 1981, 82, 83, 84
 Ladd, Patrick N. '72, 1969, 70, 71
 Lahait, David C. '64, 1963
 Lamb, Norton H. '31, 1930
 Lamborghini, William J. '74, 1972, 73
 Lamont, Thomas W. '83, 1979, 81
 Lamoreau, Paul D. '27, 1924, 25, 26
 Lamson, Jamie '23, 2020, 21, 22, 23
 Lancaster, Virgil M. '29, 1928
 Landers, Andrew M. '81, 1978, 79, 80
 Landry, Michael N. '71, 1968, 69, 70
 Lane, Arnold C. '40, 1938, 39
 Lane, Stuart P. '37, 1936
 Lanza, Anthony F. '89, 1985, 86, 87, 88
 Lanza, Ronald A. '66, 1963, 65
 Lapham, Roger E. '79, 1979
 Lapiana, John F. '91, 1987, 88, 89
 Laplante, John R. '29, 1928, 29
 Lapointe, Stanley R. '78, 1975, 76, 77
 Largay, Richard J. '51, 1949, 50
 Laroche, Marc J. '73, 1972
 Lavrierre, Michael '20, 2018, 19
 Lavorogna, Michael L. '27, 1925, 26
 Lawrence, George W. '98, 1895, 96, 97
 Lawson, Clinton P. '90, 1987
 Lazarski, Benjamin '05, 2001, 02, 04, 05
 Lazo, Fred T. '04, 2002, 2003
 Leadbetter, Richard A. '61, 1958, 59, 60
 Leadbetter, W. Thomas '58, 1955, 56
 Learned, Frank E. '05, 1902, 03, 04
 Leathe, Stephen A. '75, 1972, 73, 74
 Leavette, George G. '97, 1894
 LeBlanc, Matthew '16, 2012, 13, 14, 15
 LeBlanc, Peter W. '00, 1996, 97, 98, 99
 Leconte, Michael '04, 2001, 02, 03, 04
 Ledbetter, R. Don '94, 1992, 93, 94
 Lee, Brian '23, 2021, 22
 Lee, Eric '10, 2008, 09
 Lee, Walter A. III '70, 1967, 68, 69
 Leek, Spencer S. '41, 1939
 Lees, Harry T. '38, 1935, 36, 37
 Leggett, Jackson S. '77, 1974, 75, 76
 Leggett, Leslie R. '51, 1948, 49, 50
 Legree, Christopher G. '05, 2002, 03, 04, 05
 L'Heureux, Marc R. '88, 1983, 85
 Lehner, Mark A. '05, 2002, 03, 04
 Leighton, Edward R. '00, 1998, 99
 Lemay, Richard W. '49, 1945
 Lenson, Samuel '18, 2015, 17
 Lentz, Douglas N. '74, 1971
 Leonard, Patrick '19, 2016
 Leonard, Richard J. '82, 1977, 79
 Leone, John R. '85, 1981, 82, 83, 84
 Leone, Joseph V. '72, 1969, 70
 LeRoy, William S. '80, 1975, 76, 77, 78
 Lester, Donald L. '32, 1931
 LeVasseur, Joseph E. '72, 1970, 71, 72
 Levy, Cody '19, 2015, 16, 17, 18
 Lewis, Herbert W. '33, 1930, 31, 32
 Lewis, John E. '99, 1995, 96, 97, 98
 Lewis, Mark '90, 1987, 88
 Lezin, Josh '21, 2019, 20, 21, 22, 23
 Libby, Albion D. T. '98, 1895, 96, 97
 Libby, Haddon B. '61, 1958, 59, 60
 Libby, James N. '06, 1902
 Libby, John W. '66, 1965
 Linkletter, Robert E. '80, 1976, 79
 Linnehan, Francis J. Jr. '48, 1945
 Lipinski, Joseph S. '80, 1976, 77, 78, 79
 Lippard, David '63, 1962

Little, Richard C. '71, 1968, 69, 70
 Littlefield, George T. '26, 1923, 24
 Littlehale, Robert L. '36, 1933, 34, 35
 Locicero, Angelo M. '56, 1953, 54
 Lockett, Kyle A. '06, 2003
 Lonardo, Frederick J. '84, 1982
 Long, B. Michael '97, 1994, 95, 97
 Long, Eugene A. '45, 1944
 Lonngren, Steven J. '79, 1977, 78
 Lopes, William M. Jr. '74, 1971, 72, 73
 Loranger, Charles A. '50, 1947, 48
 Loranger, Donald G. '72, 1966, 67, 68
 Lord, Leonard '23, 1920, 21, 22
 Lord, Reginald G. '50, 1947, 48, 49
 Loughlin, Thomas J. Jr. '85, 1979, 80, 81
 Louis, Jonathan '15, 2013, 14
 Lovejoy, Fred J. '67, 1964, 65
 Lowe, Taji '19, 2016, 17, 18
 Lucy, James C. '90, 1986, 87, 88, 89
 Lucy, Robert J. '83, 1980, 81, 82
 Lufkin, Arthur R. Jr. '32, 1929, 30
 Lugo, Vesnier A. '99, 1995, 96, 97, 99
 Luke, Steven D. '90, 1987, 88
 Lunge, Raymond F. '25, 1919, 21, 22, 23
 Lyford, Laurence W. '45, 1942
 Lynch, John B. '29, 1927, 28
 Lyonnais, Dennis P. '73, 1971

>> MMMMMMMM

Maesen, John H. Jr. '41, 1938
 MacBride, M. Milton '35, 1933, 34
 MacDonald, Thomas '49, 1946
 MacDonnell, Paul J. '36, 1932, 33
 Mack, Joshua '20, 2016, 17
 MacKinnon, Ewen L. S. '61, 1958, 59, 60
 MacKissock, Marc T. '96, 1994, 95
 MacNeil, George A. '14, 1910, 11
 Madden, Patrick F. '81, 1978, 79, 80
 Maddock, Stanley B. '71, 1969, 70, 71
 Magliaro, Zack A. '02, 1998, 99, 00, 01
 Mahan, Eli '25, 2023
 Maher, Frederick R. '55, 1952, 53, 54
 Mallet, Alfred P. '39, 1936, 37, 38
 Malnak, Alan B. Jr. '76, 1973, 74
 Malone, Sacoy '17, 2015
 Maloney, Daniel C. '85, 1981, 82, 83, 84
 Mangiarelli, Michael '14, 2010, 11, 12, 13
 Mann, Brian G. '03, 2000, 01, 02, 03
 Manns, Khairi '23, 2020, 21, 22
 Manson, Edward A. Jr. '59, 1957, 58
 Marchildon, Robert T. Jr. '72, 1969, 70
 Marden, Harold C. Jr. '51, 1949, 50
 Marden, Kenneth A. '50, 1948
 Marquis, Alfred C. '75, 1972, 73, 74
 Marquis, John J. '80, 1977, 78
 Marsanskis, George G. '48, 1945, 46, 47
 Marsh, Eric '97, 1994, 95, 96
 Marshall, Stephen S. Jr. '35, 1934
 Marsilio, Joseph A. '94, 1993, 94
 Martin, Alphege J. '58, 1954, 57
 Martin, William H. '15, 1912, 13, 14
 Martinez, Derek '04, 2001, 02, 03
 Matovu, Jason '18, 2015, 16, 17
 Mason, Alvin A. '51, 1950
 Masterson Jr., Mark '10, 2006, 2007, 08
 Matthews, Damon '24, 2023
 Maury, Mitchell T. '97, 1993, 94, 95, 96
 Mawson, Joseph C. '55, 1952
 Mayo, Donald B. '38, 1937
 McAlary, Francis J. '36, 1935
 McAlpin, Fred '22, 2020
 McAniff, Todd M. '87, 1982, 83, 84, 85
 McBrady, James A. '50, 1947, 48
 McBride, John J. '75, 1972, 73, 74
 McCabe, Francis J. '32, 1931
 McCabe, John F. '16, 2014, 15
 McCall, Julian '12, 2009
 McCann, John W. '54, 1951, 52, 53
 McCarthy, Patrick E. '02, 1899, 00
 McCleish, Lance '93, 1989
 McClung, Daniel L. '86, 1981, 82, 83
 McConnell, Robert K. '73, 1970, 71, 72
 McCormack, James M. '90, 1986
 McCormick, Richard '78, 1974, 75, 76, 77
 McCourt, Paul J. L. '58, 1957
 McCoy, Kevin G. '91, 1988, 89, 90, 91
 McCrossan, Patrick '07, 2004, 05, 06, 07
 McCrossan, Ryan '10, 2007, 08, 09
 McCue, Steven M. '82, 1978, 79, 80, 81
 McDermott, Edward J. '50, 1946, 47, 48
 McDonald, Charles E. '68, 1965, 66, 67
 McDonald, George A. '96, 1993, 94, 95, 96
 McDonald, Grant '21, 2017
 McDonald, Joseph R. '87, 1984, 85, 86
 McDonald, Maurice '12, 2009, 10, 11, 12
 McGee, Richard J. '54, 1951, 52, 53
 McGeoghan, Philip P. '01, 1998, 99, 00
 McGonagle, John W. '64, 1963
 McGowan, Brandon '05, 2001, 02, 03, 04



Jarrod Gomes




Dan Joslyn



Mike Leconte



Jack Leone



Eric Lewis



Zack Magliaro

McGrath, John J. '85, 1981, 82, 83, 84
 McGuire, John E. '53, 1950
 McHale, Martin J. '11, 1908, 09
 McIntire, Clarence E. '44, 1941, 42
 McKechnie, Ishmael '23, 1921, 22
 McKenzie, Darius '24, 2022
 McKewitt, Declan '24, 2023
 McLaughlin, Brandon '10, 2006, 2007, 08, 09
 McLaughlin, Christopher G. '01, 1999, 00
 McMahan, Kevin N. '06, 2002, 03, 04, 05
 McMillian, Jerron '11, 2008, 09, 10, 11
 McNeill, Devin '10, 2006
 McRae, Lincoln E. IV '95, 1992
 Mealey, Michael D. '74, 1973
 Means, Melbourne F. '33, 1930, 31, 32
 Meczywor, Jonathan '04, 2001, 02, 03
 Meehan, James L. '46, 1942
 Meehan, Thomas P. '62, 1954
 Mellow, Andrew J. '74, 1971, 72, 73
 Mellow, Michael G. '05, 2001, 02, 03, 04
 Memmo, Paul J. '83, 1980, 81
 Merrifield, Roland E. '57, 1954, 55
 Merrill, Carl H. '66, 1963, 64
 Merrill, Julian H. '24, 1923
 Merrill, Wayne H. '39, 1936, 37
 Merritt, Alan F. '58, 1957
 Merritt, Carleton W. '24, 1921, 22, 23
 Messina, Jonny '20, 2020, 21
 Metcalf, Donald C. '10, 1906
 Michael, Jerrold J. '58, 1957
 Mikell, Gregory A. '94, 1991, 92, 93, 94
 Miles, Arthur L. '61, 1958, 59, 60
 Miles, Roger V. '57, 1952, 54, 55
 Miller, Albert J. '48, 1945
 Miller, Andre '20, 2018, 19, 20, 21
 Miller, Ray '20, 2021
 Miner, Henry L. '08, 1905, 06, 07
 Mininni, Hormidas A. '45, 1942
 Miniutti, Firovanti O. '29, 1926, 27
 Miniutti, John J. '37, 1936
 Minor, Paris M. '03, 2000, 01, 02
 Misiaszek, Paul '84, 1983
 Missbrenner, Michael H. '96, 1993, 94, 95
 Mitchell, Charles '19, 2016, 17, 18
 Mitchell, Xavier '20, 2021, 22
 Mochi, Jason '92, 1989
 Moddeen, William R. '78, 1977
 Momah, Omyi '05, 2001, 02, 03
 Monios, Michael '23, 2020, 21, 22, 23
 Monohon, P. Jordan '41, 1938, 39
 Moody, Clyde G. '06, 2003
 Moore, Charles D. C. '07, 1904, 05
 Moran, John W. '30, 1928, 29, 30
 Moran, Mike '08, 2004
 Morin, John B. Jr. '80, 1978, 79
 Morey, Robert L. Jr. '43, 1940
 Morrill, George F. '45, 1946
 Morrill, Richard A. '44, 1941, 42
 Morrison, Jon Y. '89, 1987, 88
 Morris, Gloria A. '79, 1976, 77
 Morse, Bruce L. '70, 1969
 Morse, Gerald E. '51, 1948, 50
 Morse, James L. '18, 1917
 Mosher, Arthur L. '62, 1960, 61
 Moss, Montigo '24, 2020, 21, 22, 23
 Mottola, Jeffrey A. '93, 1990, 91
 Moulton, Parker N. '17, 1914, 15, 16
 Moulton, Robert H. '48, 1942
 Moulton, Vernon L. '58, 1955, 56, 57
 Moyer, Harrison L. '30, 1928
 Muise, Russell A. '84, 1980, 82, 83
 Mulfur, Edward F. '74, 1973
 Mulligan, Matthew '08, 2006, 2007
 Mulumba Tshimanga, Christophe '17, 2013, 14, 15, 16
 Mulvaney, Arthur D. '22, 1920, 21
 Mulvey, Chris '20, 2017, 18
 Munn, Bruce S. '55, 1952, 53, 54
 Munroe, Jeffrey J. '81, 1979, 80
 Munzing, Robert F. '75, 1973, 74
 Murch, David C. '63, 1960
 Murdoch, Philip J. Jr. '49, 1945, 46, 47
 Murph, Jemal H. '94, 1990, 91, 92, 93
 Murphy, Herbert '94, 1893
 Murphy, Robert L. Jr. '78, 1975, 76, 77
 Murray, Curtis '22, 2020
 Murray, Patrick L. '86, 1983
 Murray, Paul E. '14, 1912, 13
 Murray, Thomas A. Jr. '47, 1945
 Murray, William S. '21, 1920

>>> NNNNNNNNN
 Naccara, Brent '99, 1996, 97, 98, 99
 Naccara, Steven L. '71, 1968, 69, 70
 Nagem, Michael E. Jr. '56, 1954, 55
 Nani, Ryan '11, 2009, 10, 11
 Nanigan, Moses '28, 1925, 26, 27
 Napolitano, Vernon F. '52, 1951
 Nardone, David M. '84, 1980
 Nash, Douglas '14, 2011, 12

Nason, Scott E. '89, 1984, 86, 87, 88
 Nasser, Frederick J. '71, 1970
 Navarro, Rocco '06, 2005
 Neal, Frank R. '44, 1941, 42
 Neavling, Charles C. '23, 1919
 Neilson, Andrew C. '80, 1978, 79, 80
 Nelson, Mozai '19, 2015, 16, 17, 18
 Nelson, Niles H. '59, 1956, 57, 58
 Nelson, Walter L. Jr. '67, 1965, 66
 Nenstiel, Peter W. '00, 1997, 98, 99, 00
 Neuss, Matthew T. '99, 1995
 Newhall, Frederick C. '26, 1923, 24, 25
 Nguyen, Thanh V. '97, 1995, 96
 Nice, Coleman M. '55, 1953, 54
 Nichols, Malik R. '02, 1999, 00, 01
 Nickerson, Andrew R. '88, 1986, 87
 Nickerson, Clifton S. '43, 1941
 Nickerson, Norris E. '62, 1960, 61
 Nigro, Paul '83, 1979
 Nixon Jr., Lionel '09, 2005, 06, 07, 08
 Noble, Robert A. '91, 1987, 88, 89, 90
 Nockett, John J. '84, 1980, 81, 82, 84
 Noddin, George A. '29, 1928
 Nolan, Richard T. '66, 1964
 Norris, C. Peter '68, 1965, 66, 67
 Norton, Coleman E. '29, 1927
 Norton, Kenneth J. '77, 1976
 Novick, Stephen T. '54, 1951, 52, 53
 Noyes, Herman F. '94, 1895, 97
 Noyes, Russell K. '51, 1948, 49, 50
 Nurse, Xavier '23, 2020, 21, 22
 Nute, Warren W. Jr. '44, 1946
 Nutter, Robert W. '44, 1941, 42
 Nwosu, Ivi '05, 2001, 02, 03, 04

>>> OOOOOOOOO
 Oakes, Karl R. '23, 1921
 O'Brian, Philip D. '73, 1971, 72
 O'Brien, Paul M. '77, 1974, 75
 O'Brien, Sean D. '88, 1985, 87
 O'Brien, Arthur B. '18, 1917
 O'Connell, Joseph S. Jr. '69, 1966
 O'Connell, Lawrence J. '34, 1933
 O'Connor, Brian '63, 1962
 O'Connor, Drew D. '98, 1994, 95, 97, 98
 O'Connor, Lateef '98, 1995, 96, 97, 98
 O'Day, Michael J. '76, 1973, 74, 75
 Oddi, Louis F. '50, 1947
 Odoememem, Ja'Bari '26, 2023
 Ofori, Axel '15, 2011, 12, 13, 14
 Ondish, Jeffrey '15, 12, 13, 14
 O'Leary, Bryan D. '87, 1983
 O'Leary, Michael W. '70, 1967, 68
 O'Neil, Brandon '18, 2017
 Oliphant, Jojo H. '00, 1996, 97, 98, 99
 Olson, Randy A. '78, 1976, 77
 Omoregie, Daren '25, 2023
 Oregon, Alejandro '19, 2016, 17, 18
 O'Rourke, John F. '74, 1971, 72, 73
 Ortiz, Louis A. '85, 1981, 82
 Osgood, Carroll P. '28, 1925, 26, 27
 Oswald, Herman H. '99, 1898
 Osumah, Jared B. '18, 2014, 15, 16, 17
 Otero, Adrian, '21, 2018, 19, 20, 21, 22
 Ottman, William K. '50, 1946, 47, 50
 Ouellette, Peter P. '82, 1978, 79, 80, 81
 Ouellette, Richard W. '86, 1983, 84, 85
 Owen, Milton H. '36, 1933
 Owens, Montell E. '06, 2002, 03, 04, 05

>>> PTTTTTTTTT
 Paganucci, Ricard M. '71, 1970
 Paganucci, Romeo J. '20, 1917
 Page, Arthur S. '00, 1898
 Page, Shawn '20, 2020
 Palmacci, Jed A. '78, 1974, 75, 76, 77
 Palmer, Edward E. '99, 1896, 97, 98
 Palmer, Edward E. Jr. '30, 1928, 29
 Pam, Andre F. '97, 1993, 94, 95, 96
 Paquette, Raymond M. '86, 1983, 84, 85
 Paradis, Paul J. '01, 1998, 99, 00
 Parady, Harold C. '46, 1946, 47
 Parady, James E. '84, 1982
 Parady, Kenneth E. '57, 1952, 56
 Paramoure, Reginald '08, 2004, 05, 06, 07
 Parcels, Christopher '08, 2005, 06, 07
 Parcels, Craig '07, 2005
 Park, Todd R. '94, 1991, 92, 93, 94
 Parker, Brendon K. '96, 1993
 Parker, Carl L. '73, 1970, 71, 72
 Parker, Corey P. '92, 1989, 90, 91, 92
 Parker, Edward A. '04, 1901, 02, 03
 Parker, William E. '12, 1908, 09, 10, 11
 Parsons, Philip S. '34, 1931, 32, 33
 Parsons, Shirley R. '37, 1936
 Pascal, Patrick '15, 2012, 13, 14
 Pasquill, William A. Jr. '68, 1965, 66, 67
 Patterson, Manny '20, 2016, 17, 18
 Patterson, Tyler '14, 2010, 11, 12, 13

Patrick, Thomas K. '62, 1960, 61
 Patrinellis, Charles S. '39, 1938
 Pau, Patrick '05, 2001, 02, 03, 04
 Paul, Christopher A. '79, 1975, 76
 Paul, David J. '73, 1970, 71, 72
 Paulus, Robert '92, 1989, 90, 91, 92
 Paven, William G. '86, 1983, 84
 Pavuk, Stanley M. '93, 1989
 Payne, Donald L. '83, 1983
 Peabody, Herbert S. '40, 1938, 39
 Peakes, Harry W. '28, 1925, 26, 27
 Pearce, Charles A. '98, 1895, 96
 Pearson, Jerron '09, 2005, 06, 07, 08
 Pease, Alan C. '52, 1950
 Peck, Luther '02, 1901
 Pedersen, James '04, 2001, 02
 Pela, Ufuoma A. '01, 1998, 99, 00
 Pelkey, Stuart J. '87, 1984, 85, 86
 Pellerin, Matthew '14, 2012
 Pendleton, Gordon R. '52, 1949, 50, 51
 Pendleton, Paul A. '67, 1965, 66
 Penn, Naseer '24, 2020
 Penna, Nicholas A. '88, 1985, 86, 87, 88
 Peppard, Joshua T. '71, 1967
 Pereira, Christian A. '05, 2001, 02, 03, 04
 Perkins, DeForest H. '00, 1898
 Perkins, Gerald R. '67, 1965, 66
 Perkins, William G. '65, 1962, 63, 64
 Perry, Ronald C. '54, 1951, 52, 53
 Peters, Bradley K. '81, 1980
 Peters, Laurence A. '92, 1989
 Peterson, Alan G. '84, 1980, 81, 82, 83
 Peterson, Henry A. '17, 1914, 15, 16
 Petrick, Steven '20, 2020, 21
 Pettaway, Claude Jr. '91, 1987, 88, 89, 90
 Petteway, Wesley J. '00, 1996, 97, 98, 99
 Pettingall, Mark A. '88, 1987
 Perillo, Justin '14, 2010, 11, 12, 13
 Peucker, Christopher C. '87, 1984, 85, 86
 Pewee Jr., Kolubah '24, 2021
 Phanor, Kevin '11, 2008, 09, 10, 11
 Phelan, Paul J. '85, 1981, 82, 83, 84
 Philbrook, Earle W. '07, 1906
 Pickering, Clayton '84, 1983
 Pickett, Robert A. '59, 1957, 58
 Pierce, Paul E. '82, 1979
 Pierce, Richard M. '43, 1940, 41
 Pierpont, David W. '75, 1972
 Pierre, Manzi '09, 2006, 2007
 Pierre, Vladimir G. '00, 1998
 Pike, Julius '33, 1930, 31, 32
 Pike, Thomas J. '54, 1952, 53
 Pinault, Roland A. II '92, 1988
 Pinkham, Kenneth E. '60, 1958
 Piper, Jon R. '70, 1967, 68
 Pirruccello, Jonathan '09, 2005, 06, 07, 08
 Planz, Curt J. '92, 1989, 90, 91
 Platter, George J. '68, 1965, 66, 67
 Plavin, Leonard N. '48, 1945
 Plimpton, Robert H. '38, 1935
 Pluta, Frank J. Jr. '55, 1952, 53, 54
 Pocius, Peter P. Jr. '53, 1949, 50, 51
 Point-Dujour, Jean '18, 2015
 Poirier, Peter D. '96, 1993, 94, 95, 96
 Pollock, Thomas E. '42, 1940, 41
 Ponto, Steven R. '92, 1988
 Pooler, Paul J. '70, 1968, 69
 Porter, Lucas R. '98, 1996, 97
 Porter, Michael R. '72, 1970, 71, 72
 Porter, Ralph '48, 1945
 Pottle, Richard H. '60, 1957, 58, 59
 Potvin, William '73, 1972
 Pourby, John S. '94, 1992, 93
 Powell, Harold N. '29, 1927
 Power, Percy A. '20, 1917
 Prankevicus, John P. '90, 1988, 89, 90
 Pratt, Charles O. '10, 1909
 Pratts III, Francisco '25, 2023
 Pratt, George L. '69, 1968
 Pratt, John H. '40, 1937, 38
 Pratt, Jonathan J. '86, 1985
 Prentiss, John W. '78, 1974
 Presnell, Donald F. '44, 1941, 42, 46
 Price, Jonathan D. '73, 1971, 1972
 Prior, Richard D. '75, 1972, 73, 74
 Proctor, M. Dewing '37, 1934, 35, 36
 Provencher, Robert '57, 1954, 55, 56
 Pruettt, Joseph A. '51, 1948
 Puchalski, Ronald J. '73, 1970, 71, 72
 Puffer, Charles L. '03, 1899
 Pullen, Richard J. '79, 1978, 79
 Purington, Clinton E. '16, 1913, 14, 15
 Purington, Lawrence G. '23, 1919

>>> QOOOOOOOO
 Quackenbush, Ernest L. '69, 1966, 67, 68
 Queener, Jacob '09, 2006
 Quezada, Joan '06, 2002, 03, 04, 05
 Quigley, Richard '39, 1937, 38



Letterwinners

Quilla, Garth R. '69, 1966
 Quinn, Brian P. '06, 2002, 03, 04, 05
 Quinn, John T. '22, 1919
 Quinn, Robert M. '56, 1952
 Quint, Raymon A. '07, 1904, 05, 06

>> RRRRRRRR

Rackliffe, Clinton N. '02, 1900, 01
 Radulski, Stephen J. '05, 2002, 03, 04, 05
 Ramsdell, Dean C. '84, 1981, 82, 83
 Rand, David M. '58, 1956, 57
 Randall, Desmond '10, 2006, 07, 09
 Randall, James M. '59, 1952
 Rasmussen, Thomas D. '81, 1977, 79, 80
 Rawcliffe, Rudy J. '77, 1974, 75, 76
 Ray, Ryan F. '96, 1994, 95, 96
 Ray, Vinton R. '10, 1905, 06, 08, 09
 Reagan, Chris 2012, 2010, 11
 Reardon, Jeremiah T. '19, 1914, 15, 16
 Rebholz, David G. '84, 1980
 Reddington, John '18, 2015, 16, 17
 Reed, Earle D. '39, 1938
 Reed, Frank R. Jr. '06, 1902, 03, 04, 05
 Reed, Jaleel B. '18, 2014, 15, 16, 17
 Reed, Kenneth E. Jr. '45, 1944
 Reed, Richard E. '78, 1973, 75, 76
 Reed, Thomas F. '36, 1935
 Reese, Samuel H. '35, 1932, 33, 34
 Regulski, Peter A. '90, 1987, 88
 Reid, James T. '73, 1970, 71, 72
 Reidman, Ernest A. '62, 1959, 60, 61
 Reidman, Ernest J. '38, 1935, 36, 37
 Reidman, Patrick E. '64, 1962, 63
 Reilly, Daniel F. '88, 1984, 85
 Reilly, Richard Y. '51, 1947, 48
 Reinebold, Jeffrey D. '80, 1977, 79, 80
 Reitz, John A. '41, 1938, 39, 41
 Repscha, Albert H. '25, 1923, 24
 Reuss, Sean '17, 2013, 14, 15
 Reynolds, Craig P. '84, 1978, 79, 81, 82
 Rhodes, John J. Jr. '72, 1969, 70
 Ricard, Patrick '17, 2013, 14, 15, 16
 Ricci, Carol J. '76, 1973
 Rice, James L. '97, 1993, 94, 95
 Rice, Richard L. '34, 1932
 Rice, Robert '63, 1960
 Rich, Albert D. '98, 1994, 95, 97, 98
 Richards, Laurence D. '68, 1967
 Richardson, Harrison L. '52, 1950, 51, 52
 Richardson, Mark R. '70, 1967, 68, 69
 Richardson, Peter J. '03, 1999, 01, 02, 03
 Ricker, William J. '05, 1903
 Rideout, Raymond M. '50, 1947
 Rightley, Anthony '24, 2020
 Rilatt, David T. '96, 1993, 94, 95, 96
 Riley, Alan H. '66, 1963, 64, 65
 Riley, Walter E. '32, 1929, 30, 31
 Riobe, Robby '23, 2020, 21, 22
 Rioux, Laurent J. '71, 1969
 Rivas, Vladimir '20, 2021
 Riviere, William A. '65, 1963, 64
 Roach, Erwin '14, 2010, 11, 12, 13
 Roak, William J. '05, 2002, 03
 Robards, David '80, 1978
 Robbins, Charles A. '00, 1898
 Robbins, Winston C. '34, 1931
 Roberts, John '63, 1961, 62
 Roberts, Justin '06, 2004, 05, 06
 Roberts, Malcolm W. '40, 1939
 Roberts, Maximilian '21, 2019
 Roberts, Michael L. '78, 1975, 76, 77
 Robertshaw, Gilbert T. '33, 1931, 32
 Robertson, Derek '24, 2021, 23
 Robertson, Erick '21, 2017, 18, 19
 Robertson, Robert A. '63, 1961, 62
 Robinson, Aegan E. '05, 2001, 02, 03, 04
 Robinson, Edward A. '43, 1941, 42
 Robinson, Joseph '95, 1992, 93, 94, 95
 Roche, Brian M. '91, 1989, 90, 91
 Rockhill, Steven L. '79, 1976
 Roderick, Burleigh H. '37, 1934, 35, 36
 Rogers, Chad E. '99, 1997, 98, 99
 Rogers, Lore A. '96, 1893, 94, 95
 Rogers, Philip N. '38, 1937
 Rogers, Thomas J. Jr. '91, 1987, 88, 89, 90
 Rogerson, Ronald A. '66, 1964
 Rollins, Donald L. '36, 1933, 34
 Romansky, Monroe J. '33, 1930, 31, 32
 Root, Steven P. '86, 1984, 85, 86
 Rosebush, Richard L. '76, 1973
 Ross, Wayne H. '58, 1957
 Roth, Steven K. '89, 1985, 86, 88, 89
 Rounds, Albert P. '07, 1906
 Rowell, Jordan '22, 2019, 20, 21
 Roy, Lionel E. '51, 1948, 49
 Royal, Dorian '24, 2021, 22
 Royal, John W. '51, 1948, 49, 50
 Royal, Tyler '21, 2019, 20, 22
 Royer, Alfred D. '76, 1973, 74, 75

Rudman, Maurice A. '18, 1914
 Ruffner, Charles W. '15, 1912, 13, 14, 15
 Rumazza, O. Lawrence '32, 1931
 Rumelhart, Joel R. '97, 1994, 95, 96
 Runnells, Derek '08, 2005, 06
 Russell, David P. '76, 1973, 74
 Russell, James L. '42, 1940
 Russell, Mark D. '73, 1970, 71
 Russell, Troy '13, 2009, 10, 11, 12
 Rymer, Daniel '21, 2019, 20, 21


>>> SSSSSSSS

Saleeby, Jan E. '56, 1954, 55
 Salisbury, Charles V. '50, 1948
 Salisbury, Gifford R. Jr. '97, 1996, 97, 98
 Salamone, Raffaele, '23, 2021, 22
 Salmon, Jeremy '16, 2013, 14, 15, 16
 Salomon, Rodney '09, 2005
 Salter, Stephen J. '79, 1977, 78
 Sambu, Justin '22, 2020, 21, 22
 Samuels, Randy '16, 2012, 13, 14, 15
 Santana-Fis, Brian '24, 2023
 Sathler, Symon '25, 2023
 Sanzaro, David A. '85, 1981, 82, 83
 Saulnier, Peter S. '91, 1990, 91
 Savage, Hoyt B. '25, 1922, 24
 Savage, Julie '91, 1990
 Sawyer, Allen F. '14, 1909, 11, 12, 13
 Sawyer, Charles J. '98, 1895, 96, 97
 Sawyer, David C. '67, 1964, 65, 66
 Sawyer, James H. '04, 1900, 01, 02, 03
 Sawyer, Raymond D. '64, 1961, 62, 63
 Sawyer, Roger H. '64, 1961
 Sawyer, Walter F. III '58, 1956, 57
 Schaefer, Calvert '16, 2015
 Schmidlin, John R. '49, 1947, 48
 Schoeck, William M. '00, 1997, 98, 99
 Scontras, Christopher P. '79, 1978
 Scontras, Dean '92, 1989
 Scott, Brian S. '00, 1996, 97, 98, 99
 Scott, DeAndre '18, 2016, 17
 Scott, Xavier '21, 2020, 21, 22
 Scribner, Dale F. '69, 1966, 67
 Searles, Stanwood R. '34, 1933
 Seavey, Haller D. '98, 1895
 Sebastiani Jr., Luigi '10, 2006
 Secino, David J. '78, 1974, 75, 76, 77
 Serdy, Jake '09, 2005, 2007
 Serena, Albert '09, 2007, 08, 09
 Sergeant, Nathan S. '02, 1998
 Serota, Jacob '41, 1940
 Session, Derek '11, 2008, 09, 10, 11
 Severson, Daniel J. '64, 1961, 62, 63
 Sezak, Samuel '31, 1930
 Shafto, Dennis P. '80, 1978, 79
 Shannon, Thomas R. Jr. '38, 1937
 Shaw, Heidi J. '78, 1976
 Shaw, Mark W. '92, 1989, 90, 91, 92
 Shaw, Richard A. '65, 1962
 Shaw, Robert J. '95, 1992, 93, 94
 Shaw, Walter J. '05, 1903
 Shea, Steve '11, 2008, 09, 10, 11
 Sheehan, Patrick J. '98, 1997, 98
 Sheffield, Sterling '19, 2015, 16, 17, 18
 Shell, Marcus '08, 2004
 Shepard, Steven D. '01, 1998, 99, 00
 Shepard, Thomas D. '13, 1910, 11, 12
 Sherry, Edward C. '38, 1937
 Sherry, Edward C. Jr. '65, 1962, 63, 64
 Sherry, John P. '68, 1964, 66, 67
 Shields, Donald V. '56, 1955
 Shimmin, Edward B. '58, 1957
 Shipley, Sam '13, 2011, 12
 Shulman, Scott E. '77, 1973, 74, 75, 76
 Shute, Harry D. '41, 1937, 38
 Shutt, James J. Jr. '86, 1981, 82, 83, 84
 Sidelinger, Dana P. '36, 1933, 34, 35
 Silva, Marquise D. '03, 1999, 00
 Simmons, Harry M. '62, 1960, 61
 Simon, Ernest '20, 2019
 Simon, Joseph C. '27, 1924, 25, 26
 Simonovich, Jason '18, 2015, 16, 17
 Simpson, John H. '62, 1959, 60
 Sims, James M. '32, 1929, 30, 31
 Sirmans, Benjamin F. '93, 1988, 89, 90, 92
 Sisay, Momodou L. '01, 1998, 99, 00
 Siviski, Michael E. '69, 1968
 Skronski, Donald A. '73, 1972
 Slane, Matthew J. '84, 1978, 79, 80, 81
 Smaha, Albert H. '45, 1942
 Smaha, Jeffrey J. '78, 1975, 76, 77
 Small, George H. '21, 1919
 Small, Henry D. '24, 1920, 21, 22, 23
 Small, John H. '56, 1953, 54, 55
 Small, Parker W. '42, 1940, 41
 Small, Richard G. '50, 1948
 Smalls, Shakur '24, 2020, 21, 22
 Smart, Ernest A. '55, 1952, 53, 54
 Smiley, Leon W. '12, 1911


Smith, Antoine B. '00, 1997, 98, 99
 Smith, Carl T. '92, 1988, 89, 90, 91
 Smith, David E. '55, 1953, 54
 Smith, David W. '77, 1974, 75
 Smith, Ernest J. '65, 1962, 63, 64
 Smith, Francis W. Jr. '38, 1935, 36, 37
 Smith, George W. '23, 1919
 Smith, Harlan R. '50, 1948
 Smith, Harry M. '93, 1982
 Smith, Herman B. '09, 1905, 06
 Smith, James J. '42, 1940
 Smith, Louis '38, 1937
 Smith, Michael J. '98, 1995, 96, 97
 Smith, Michael T. '91, 1987, 88, 89, 90
 Smith, Montelle C. '12, 1911
 Smith, Norman '11, 2008
 Smith, Paul D. '67, 1963, 65, 66
 Smith, Peter F. '83, 1981, 82
 Smith, Randolph C. '03, 2000
 Smith, Raymond A. '32, 1929, 30, 31
 Smith, Raymond J. '21, 1919, 20
 Smith, Richard T. '84, 1983
 Smith, Roger W. '37, 1934, 35
 Smith, Warren '11, 2009, 10, 11
 Smith, William B. '53, 1950, 51
 Smith-Cobb, Jonathan '22, 2020
 Smolowski, Robert '19, 2018
 Sokel, Sheldon '50, 1945
 Soldati, Andrew G. '77, 1974, 75, 76
 Soler, Donald P. '64, 1962, 63
 Soloman, George S. '71, 1970
 Soper, Edward H. '57, 1955, 56
 Soper, James F. '59, 1959, 60
 Soucy, Paul W. '71, 1969, 70, 71
 Soule, Philip H. '64, 1961, 62, 63
 Sparrow, Rodney B. '71, 1970
 Sparrow, Theodore R. '54, 1951
 Spearin, Josh '13, 2009, 10, 11, 12
 Spearin, Matt '12, 2009
 Speed, Gregory A. '77, 1976
 Speight, Benito '21, 2020, 21, 22
 Speirs, Garrett D. Jr. '45, 1946
 Speirs, James E. '18, 1914, 16
 Spencer, Jylun '25, 2023
 Spence, Robert '62, 1959, 60
 Spence, Scott D. '94, 1989
 Spencer, Francis N. '74, 1971, 72, 73
 Spina, Samuel M. '86, 1983, 85
 Sprague, James B. Jr. '45, 1942
 Springer, Ronald K. '93, 1990, 91, 92
 Sproul, Alton L. Jr. '49, 1947, 48
 Squires, Frank E. '44, 1941, 42
 Squires, John E. Jr. '74, 1972, 73
 Squires, Kenneth '94, 1990, 91, 92, 93
 Stafford, Ako D. '94, 1991, 92, 93, 94
 Stafford, Bruce A. '69, 1966, 67
 Stahl, Jack L. '42, 1940
 Stallone, Richard '04, 2000
 Staalsoe, Matthias '21, 2019, 20, 21
 Stanton, Edward F. '26, 1924, 25
 Stanzilis, Peter Jr. '64, 1961, 62
 Staver, Max '18, 2017
 Stearns, Robert S. '20, 1917
 Stearns, Roger A. '41, 1938, 39, 40
 Stephenson, Shawn A. '96, 1993, 96
 Sterling, Roan '97, 1994
 Sterling, Robert N. '88, 1986, 87
 Stetson, Mark N. '05, 2001, 02
 Stevens, Andrew '19, 2015, 16, 18
 Stevens, Deshawn '20, 2017, 18, 20
 Stevens, Donald M. '53, 1951, 52
 Stevens, Fred O. '06, 1905
 Stevens, Jordan '10, 2006, 07, 08, 09
 Stevens, Rickey '14, 2012, 13
 Stevenson, Sean '16, 2012
 Stewart, Abdul '24, 2021, 22, 23
 Stewart, Clyde W. '19, 1916, 19
 Stewart, Tyshawn '24, 2020, 22, 23
 Stinson, Stephen L. '96, 1992, 93, 94, 95
 St. Lot, Shaquille '21, 2018, 19
 Stockwell, Ira W. Jr. '60, 1960
 Stolt, Robert J. '66, 1965
 Stone, Daren O. '07, 2003, 04, 05, 06
 Stone, Robert D. '50, 1948
 Stone, William E. '07, 1905
 Stratton, Richard E. '43, 1942
 Streeter, Donald '62, 1959, 60
 Stroud, Ryan '16, 2012
 Strzelczyk, Justin C. '90, 1986, 87, 88, 89
 Strout, A. Everett '22, 1921
 Strout, Philip S. '11, 1910
 Sturgeon, Eugene F. '52, 1949, 50, 51
 Sturgis, Edwin A. '98, 1895, 96, 97
 Sullivan, Daniel B. '71, 1968, 69, 70
 Sullivan, James V. '51, 1950
 Sullivan, Raymond J. Jr. '84, 1979, 80, 81, 82
 Sullivan, Robert L. '61, 1958, 59
 Sullivan, Thomas F. '81, 1977, 78, 79
 Sundquist, Paul M. '80, 1975



Jermaine Walker



Justin Strzelczyk




Drew O'Connor



Christian Pereira



Pete Richardson



Ben Sirmans

Supp, Michael '18, 2015, 16
 Suydam, Ryck A. '83, 1978, 79, 80, 81
 Svolto, Ernest '02, 1998, 99, 00, 01
 Swadel, William '72, 1969, 70, 71
 Swann, Jordan '21, 2019, 20
 Swick, Eric C. '03, 2002
 Swift, Porter L. '07, 1905, 06
 Swindells, Steven J. '72, 1971
 Swinson, Matthew W. '90, 1987, 88, 89, 90
 Sylvester, Arthur C. '27, 1925, 26
 Szaniawski, Edward W. '39, 1938
 Szejkowski, Justin F. '03, 2000
 Szydowski, Anthony E. '92, 1990, 91, 92

>> TTTTTTTTT

Talbot, Richard F. '07, 1904, 05, 06
 Talkpa, Wellington '09, 2005, 07, 08
 Tamm, Richard C. '50, 1948
 Tarazewich, Frank '63, 1960
 Tarazewich, William '58, 1955, 56, 57
 Tarbox, Dakota D. '18, 2014, 15, 16, 17
 Tardiff, Joseph S. '62, 1961
 Tardiff, Norman G. Jr. '67, 1964, 65, 66
 Tarr, Kevin M. '83, 1983
 Tatro, Cody M. '99, 1995, 96, 97, 98
 Tatupu, Mosiula M. '05, 2001
 Tautkus, Gerard B. '80, 1974, 75, 76
 Taylor, Alex G. '04, 1900, 01, 02, 03
 Taylor, Larry A. '67, 1964
 Taylor, Myles '22, 2019, 20
 Taylor, Philip H. '24, 1922, 23
 Taylor, Shawn E. '99, 1995, 96, 97, 98
 Teevens, Scott O. '85, 1980, 81
 Tennett, John J. Jr. '98, 1995, 96, 97
 Terrell, Jason C. '94, 1990, 91
 Terry, Aaron E. '96, 1994, 95
 Tessari, Victor P. '74, 1973
 Thatcher, Henry D. T. '05, 1903, 04
 Thebarge, Jerrod '96, 1992, 93, 94, 95
 Theobald, Lancelot E. Jr. '87, 1983, 84, 85
 Theriault, John P. '59, 1956, 57, 58
 Thibeau, Craig N. '92, 1988, 89, 90, 91
 Thibodeau, Charles A. '58, 1956, 57
 Thiboutot, Peter A. '81, 1977, 78, 79, 80
 Thomas, Albert H. '49, 1947
 Thomas, Christian '24, 2021
 Thomas, Daniel F. '23, 1922
 Thomas, Demian '20, 2017
 Thomas, Michael J. '96, 1993, 94, 95
 Thomas, Richard E. '39, 1938
 Thomas, Christian '25, 2022
 Thomas, Vince '24, 2020, 21, 22, 23
 Thomas, William B. '02, 1898
 Thombs, Raymond P. '82, 1979, 80, 81
 Thompson, Peter S. '57, 1954
 Thompson, Travis J. '95, 1992, 93, 94
 Thorburn, Gordon '53, 1950, 51, 52
 Tibbetts, Paul E. '52, 1950
 Timms, Bailey '22, 2023
 Tinker, Herbert D. '20, 1920
 Tippings, Charles H. '14, 1912, 13
 Tobin, Matthew W. '93, 1991, 92
 Todd, Richard B. '72, 1969, 70, 71
 Toman, Matt '25, 2022
 Topliff, Jeffrey J. '86, 1985
 Toriola, David '13, 2012
 Torrissi, Thomas '82, 1979
 Totman, Clayton O. '35, 1933, 34
 Towle, Charles E. '35, 1934
 Towse, Arthur R. '03, 1900, 01, 02
 Tozier, Rodney C. '91, 1988, 89, 90
 Tracy, Hubert '31, 1929, 30
 Trafton, Anthony R. '80, 1977, 78
 Trask, Herbert I. '32, 1931
 Trask, Stanford I. '50, 1948, 49
 Trefethen, Joseph V. '89, 1985, 86, 87, 88
 Treister, Chris '11, 2008, 09, 10, 11
 Trenholm, Steven S. '77, 1975, 76
 Irincia, Vincent R. '59, 1958
 Tsacalotos, Peter '48, 1947
 Tubbs, Robert C. '95, 1991, 93, 94
 Tuiasosopo, Jacob '24, 2022, 23
 Turcotte, Jared '11, 2008, 09
 Turgeon, Christopher M. '91, 1989
 Turmelle, Alan R. '69, 1966
 Turmelle, Edgar G. '50, 1948, 49
 Turner, Davis '19, 2017
 Turner, Herbert A. '25, 1924
 Tursky, John M. '81, 1978, 79, 80

>> UUUUUUUUU

Uhrin, Michael 2001 (mgr.)
 Upson, Daniel '16, 2013, 14
 Unterstein, Richard J. '76, 1973, 74, 75
 Urann, Marcus L. '97, 1893

>> WWWWWW

Vail, Eugene L. '30, 1928, 29
 Vance, Norman J. '70, 1967, 68, 69

Vance, Steven R. '75, 1973, 74
 Vanidestine, Joe '06, 2004, 05, 06
 Varney, Lewis B. '34, 1933
 Vasalle, Stanley P. '71, 1968, 69, 70
 Vasser, Thomas L. '61, 1959, 60
 Veliska, Samuel W. '00, 1996
 Venditto, Scott J. '89, 1986, 87, 88
 Venechanos, Theodore '82, 1978, 80, 81, 82
 Vermette, Steven R. '81, 1977, 78, 79, 80
 Verrill, Thomas D. '39, 1938
 Versailles, Mary L. '81, 1977
 Vicens, Brandon '19, 2016
 Vickery, Earle N. '08, 1906
 Victor, Milton P. '51, 1949, 50
 Violette, Harold O. '60, 1957, 58, 59
 Violette, Steven J. '88, 1985, 86, 87
 Voliva, Matt '09, 2005

>> WWWWWW

Waite, Sumner '11, 1910
 Walch, Dennis A. '70, 1967, 68, 69
 Walcott, Antonio '11, 2007
 Walker, Jermaine J. '06, 2002, 03, 04, 05
 Walker, Malik '16, 2012
 Walker, Terrel '14, 2010, 11, 12, 13
 Walker, Vernon S. Jr. '66, 1964, 65
 Wallace, Evan '26, 2023
 Wallace, John C. '13, 1912
 Wallace, Rayshad '23, 2023
 Wallace, Robert L. '54, 1952
 Waller, Ronald I. '05, 2002, 03, 04, 05
 Waller, Ryan S. '05, 2002, 03, 04, 05
 Walsh, Connor '19, 2015, 16, 17, 18
 Walsh, James R. '72, 1970, 71, 72
 Walsh, Matthew J. '84, 1981, 82, 83
 Walsh, Michael P. '84, 1985, 86
 Walton, Marcus '05, 2001, 02, 03, 04
 Ward, Lowell E. '43, 1940, 41
 Ward, Philip R. '51, 1948
 Wardwell, John W. '77, 1973, 74, 75, 76
 Ware, Marc C. '89, 1985
 Wark, William L. '15, 1913, 14
 Warren, Christopher '09, 2005
 Warren, Thomas G. '79, 1976, 77, 78
 Wasilewski, Marcus '14, 12, 13
 Wasgatt, Asa V. '30, 1929
 Wasgatt, Rowland J. '63, 1960, 61
 Wasson, Sean '09, 2005, 06, 07, 08
 Waterman, Donald M. '53, 1952
 Waterman, Robert C. '81, 1978, 79, 80
 Waterman, Robert D. '49, 1948
 Watkins, Grant P. '69, 1966, 67, 68
 Watson, Joshua '05, 2001, 02
 Watson, Mark N. '73, 1970, 71, 72
 Watson, Richard D. '50, 1948
 Waxman, Jordan '12, 2008, 09, 10, 11
 Weatherbee, Edward A. '29, 1926
 Webb, Jack '23, 2022
 Webber, Fred G. '04, 1901
 Webber, Mortimer A. '98, 1896, 97
 Webber, Robert C. '60, 1959
 Webster, Charles S. '98, 1896, 97
 Webster, Daniel '27, 1926
 Webster, Walter III '68, 1964
 Weed, Jonathan L. '83, 1977, 78, 79
 Wehrman, George F. '67, 1964
 Wehrman, George R. '94, 1991, 92, 93
 Weiler, Peter B. '80, 1976
 Weiner, Samuel '26, 1922
 Welch, Edward F. III '77, 1975
 Welch, John E. '60, 1957, 58, 59
 Wesko, Michael J. '79, 1977, 78
 Weymouth, Arthur P. '06, 1904, 05
 Weymouth, Frank E. '96, 1893
 Wezel, Benedict '16, 2012, 14, 15
 Whalen, James G. '75, 1972, 73
 Wheeler, Manchester N. Jr. '62, 1959, 60, 61
 Whetstone, Lamir '09, 2005, 06, 07, 08
 Whitcomb, Ronald L. '06, 2003, 04, 05, 06
 Whitaker, Kayon '19, 2017, 18
 White, Donald E. '68, 1965, 66, 67
 White, Harold C. '15, 1914
 White, Harry A. '09, 1907, 08
 White, Harvey A. '97, 1894, 95
 White, John P. '67, 1965, 66
 White, Kobay '23, 2022
 White, Phillip R. Jr. '50, 1948, 49
 White, Randall P. '61, 1958, 59
 White, Robert H. '71, 1968
 White, Walter A. '35, 1932
 White, Walter C. '20, 1916
 Whitney, Clarence A. '14, 1910
 Whitney, Jeffrey S. '01, 1999, 00
 Whytock, Robert D. '52, 1949, 50, 51
 Wiggins, Davis E. '54, 1951, 52, 53
 Wight, James H. '02, 1898
 Wight, John C. '33, 1932
 Wilcox, George W. '68, 1967
 Wilder, Robert S. '88, 1984, 85, 86, 87

Wiley, Jamehl '21, 2018, 19, 20, 21, 22
 Willard, Keith B. '62, 1961
 Willey, Gordon A. '94, 1990, 91, 92
 Williams, Arthur '15, 2011, 12, 13, 14
 Williams, Brian T. '03, 2000, 01
 Williams, Cody '22, 2023
 Williams, George S. Jr. '37, 1935, 36
 Williams, Keien '08, 2004
 Williams, Landis '10, 2006, 07, 08, 09
 Williams, Marcus '05, 2001, 02, 03, 04
 Williams, Robert A. '97, 1993
 Williams, Rhakim '20, 2019, 20
 Williams, Steven A. '06, 2003, 04, 06
 Williams, Zaire '18, 2016
 Williamson, Garret '13, 2009, 10, 11, 12
 Williamson, E. Jamal '91, 1987, 88, 89, 90
 Williamson, G. Todd '97, 1993, 94, 95, 96
 Willmot, A. Dwayne '01, 1997, 98, 99, 00
 Wilson, John F. '33, 1930, 31, 32
 Wilson, Matthew '15, 2011, 12, 13, 14
 Wilson, Nicholas '04, 2001
 Wilson, Kayshawn '19, 2016
 Wing, Alan F. '50, 1946, 47, 48, 49
 Wing, David E. '70, 1967, 68, 69
 Wing, Jaheim '24, 2020
 Wingate, Charles F. '69, 1966, 67
 Winograd, Richard M. '76, 1973, 74, 75
 Winslow, Glen H. '72, 1972
 Winters, Jeffrey J. '79, 1976
 Wolfram, John C. '70, 1967, 68, 69
 Wood, Alphonso '05, 1902, 03
 Wood, Jeffrey C. '78, 1975
 Wood, Ralph E. '56, 1955
 Wood, Raymond S. Jr. '90, 1986, 87, 88
 Wood, Spencer '12, 2009
 Wood, Stephen E. '81, 1975, 76, 77, 78
 Woodstock, Paul V. '88, 1986, 87
 Woodsom, Kenneth Y. '55, 1952, 53, 54
 Work, Winslow A. '45, 1942
 Wormel, Ralph G. '01, 1896, 97, 98, 99, 00
 Wormuth, John '08, 2004, 05, 06, 07
 Worthing, Gary W. '73, 1971, 72
 Worthley, Leon R. '64, 1963
 Wright, A. Rameek '98, 1994, 96, 97
 Wright, Harold W. '10, 1909
 Wright, Micah J. '19, 2015, 16, 17, 18

► YYYYYYYYY

Yanush, Charles A. '69, 1966, 67
 Young, Devin '21, 2018, 19, 21
 Young, Kenneth H. '29, 1927, 28
 Young, Newman H. '21, 1917, 20, 21
 Young, Patrick R. '91, 1987

► ZZZZZZZ

Zakarian, Lavon '30, 1927, 28, 29
 Zand, Nelson S. '61, 1958, 59
 Zimmerman, David M. '48, 1947
 Zinno, John J. Jr. '72, 1969
 Zoglio, Zach '24, 2023
 Zollo, John P. Jr. '49, 1946, 47, 48
 Zuch, Charles Z. '70, 1967, 68
 Zurinkas, Robert J. '95, 1990, 91, 93, 94
 Zych, Aaron M. '00, 1997
 Zyskowski, Michael A. '04, 2001, 02, 03
 Zysman, Dale '25, 1924