



Black Bear Football

2023 Game Notes / Weekly Release

@BlackBearsFB | #BlackBearNation

Associate Athletic Director Communications/Football Contact: Tyson McHatten Email: Tyson.McHatten@maine.edu
Phone: (207) 581-3596 Address: 5747 Memorial Gymnasium, Orono, ME 04469 Website: www.GoBlackBears.com

Game 4

Maine (0-3, 0-1 CAA) at #5/5 W&M (3-0, 1-0 CAA)

▶ GAME INFORMATION

When _____ Saturday, Sept. 23
Where _____ Williamsburg, Va.
Stadium (Capacity) _____ Zable Stadium (11,646)
Surface _____ Field Turf
Kickoff _____ 3:30 PM
Series Record _____ Tied, 8-8
Current Series Winning Streak _____ Maine +2

▶ TOP 25 RANKINGS

(STATS PERFORM/AFCA COACHES POLL)

Maine _____ -/--
W&M _____ 5/5

▶ HEAD COACHES

Maine _____ **Jordan Stevens (Maine '10)**
Career Record (Seasons) _____ 2-12 (Second)
vs. W&M _____ 0-0
William & Mary _____ **Mike London**
Career Record (Seasons) _____ 87-77 (15)/25-16 (5th)
vs. Maine _____ 0-2

▶ TELEVISION/WEB STREAM

TV: COX
STREAM: FloFootball

▶ RADIO

The game will be broadcast throughout the state of Maine on the Black Bear Sports Network. Rich Kimball (play-by-play) and Bob Lucy (color) will handle the call of the game. Kimball and Lucy are in their 27th season of calling Black Bear football, and Saturday's game will be the 296th Black Bear football game for the duo.

City _____ **Affiliate**
Bangor _____ 92.9-FM The Ticket
Portland _____ 100.5 WLOB-FM
Portland _____ 1310 AM

▶ INTERNET

The game can be heard live over the internet at www.GoBlackBears.com and on the TuneIn app. Click on the "Listen" link on the Football schedule to hear the call of the game! Live, in-game stats will also be provided at www.GoBlackBears.com (.)

▶ INSIDE THIS ISSUE

W&M Game Quick Facts	1
Media Information	2
Broadcaster's Guide	3
Maine Rosters	4-5
Maine/W&M Depth Charts	6-7
Coach Stevens	8-9
Series Notes	10
Season Standing Notes	11
Record When/National Polls	12
Around the CAA/Opponents	13
Last Time It Happened/Quick Facts	14
Off./Def. Players to Watch	15-16
Individual Career Highs	17-18
Career Individual Numbers	19-21
NCAA Statistical Rankings	22-23
Statistics	24-37
Box Scores	38-43

William & Mary Game Storylines

✓ Maine travels to #5 William and Mary for its first road CAA game of the season and the 17th overall meeting between the two programs and Maine's first trip to Williamsburg since 2018. The contest will mark Maine's third straight game against a ranked opponent.

✓ Maine and William & Mary enter action with the all-time series deadlocked at 8-8. Maine has won each of the past two meetings, both taking place in Orono, with a most recent 27-16 victory in 2021. Maine has won six of the last seven head-to-head meetings. The Black Bears are 2-4 all-time on the road against the Tribe with Maine last road win in the series coming in 2016 (35-28). The Black Bears lost in their most recent trip to Williamsburg in 2018 by a final of 27-20, Maine's lone CAA loss that season. The home team has won each of the last four meetings in the series.

✓ Maine will be looking for its first win over a ranked opponent since defeating No. 13 UAlbany, 38-34, on March 13, 2021. A win over William & Mary would be Maine's highest ranked victory since defeating #3 Weber State in the FCS quarterfinals in 2018.

✓ Maine is in search of its first win of the season, and first CAA victory of the year, after falling to 0-3 with a 34-17 loss to #21 Rhode Island last weekend. Tristen Kenan, who ranks second among all FCS freshmen rushers with 243 rush yards this season, registered a pair of touchdowns in the loss to URI. Maine's defense turned in 8.0 TFLs, an interception, a forced fumble, and one sack in the loss. Maine's 8.0 TFLs were its most since November of 2019 (vs. UNH - 8.0).

✓ William & Mary moved to 3-0 on the season with a 15-7 victory at Charleston Southern. The game marked the second-straight outing in which the Tribe held its opponent to single digit scoring after allowing just six points the week before at Wofford. In its win over Charleston Southern, William & Mary limited the Buccaneers to just 77 total yards. Charleston Southern's only touchdown came on a kickoff return as the Tribe has not allowed an offensive touchdown in its last two games. The Tribe boast the top defense in the FCS, allowing just 187.7 yards per game while limiting opponents to a CAA leading 12.3 points per game.

Tale Of The Tape

Team Statistics

Maine (CAA Rank)	Category	W&M (CAA)
12.0 (13)	Points	24.0 (8)
290.7 (13)	Total Offense	409.7 (5)
118.3 (14)	Rushing Yards	217.7 (2)
172.3 (11)	Passing Yards	192.0 (7)
4/0	Rushing TDs / Passing TDs	4/3
30:37 (7)	Offensive Time of Possession	34:29 (1)
30.7 (11)	Points Allowed	12.3 (1)
400.3 (12)	Total Defense	187.7 (1)
161.0 (10)	Rushing Yards Allowed	75.7 (1)
239.3 (11)	Passing Yards Allowed	112.0 (1)
7/4	Rushing / Passing TDs Allowed	2/1
29.7 (9)	3rd-Down Conversions	41.9 (3)
51.2 (14)	3rd-Down Conversion Defense	13.3 (1)
-1 (11)	Turnover Margin	+3 (2)

Individual Leaders

Maine	Category	W&M
D. Robertson (517)	Passing Yards	D. Wilson (571)
n/a	Passing TDs	D. Wilson (3)
T. Kenan (243)	Rushing Yards	B. Yoder (245)
T. Kenan (3)	Rushing TDs	B. Yoder (3)
J. Lamson (14)	Receptions	JT Mayo (9)
J. Lamson (110)	Receiving Yards	JY Mayo (142)
n/a	Receiving TDs	3 tied (1)
D. McKenzie (26)	Tackles	M. Barnes/K. Jarrell (19)
4 tied (1.0)	Sacks	N. Lynn (4.0)
I. Henderson (4.0)	TFL	J. Pius (7.0)
S. Smalls/A. Stewart (1)	Interceptions	M. Barnes/M. Spencer (1)
J. Gillette (0.0)	Punt Return Avg.	H. Mathis (2.3)
R. Jones (22.0)	Kick Return Avg	JT Mayo (21.7)

2023 Black Bear Schedule

Overall: 0-3 CAA: 0-1 Home: 0-1 Road: 0-2 Neutral: 0-0

Date	Opponent (Rank)	Sco./Time	Attend.	TV/Web	All-Time Series/Notes
9/2	at Florida International	L, 12-14	16,878	ESPN+	Def. holds FIU to 13 rush yards, Kenan rushes for 108
9/9	at #2/2 North Dakota State	L, 7-44	15,044	ESPN+	John Gay tallies first career TD, First trip to NDSU for Maine
9/15	vs. #21/20 Rhode Island	L, 17-34	4,813	WVII/FloFootball	Maine 8.0 TFLs, most since 2019
9/23	at #4/5 William & Mary	3:30 PM	--	FloFootball/COX	Series tied, 8-8
9/30	vs. Stony Brook	3:30 PM	--	FloFootball	Maine leads, 5-4
10/7	at Richmond	3:30 PM	--	FloFootball	Richmond leads, 15-14
10/14	vs. LIU#	1:00 PM	--	FOX 22/FloFootball	First meeting
10/21	at Campbell	4:00 PM	--	FloFootball	First meeting
10/28	vs. UAlbany	1:00 PM	--	FloFootball	Maine leads, 7-6
11/4	vs. Hampton	1:00 PM	--	WVII/FloFootball	Maine leads, 1-0
11/18	at New Hampshire	1:00 PM	--	FloFootball	UNH leads, 57-45-8

All Times ET // *CAA Contest // Stats Perform / AFCA Top 25 Polls // #-Homecoming

Media Information

Interview Policies

▶ INTERVIEWS

All requests for player interviews, either in person or via phone, must be requested through the Maine Athletic Media Relations Office and Senior Associate AD for Media Relations Tyson McHatten at (207) 581-3596 or by email at tyson.mchatten@maine.edu

Typical Weekly Interview Availability Schedule:

Monday _____ Off Day (Stevens available 10:10 on CAA teleconference)
 Tuesday _____ Stevens/Players Available after practice (10-10:30 a.m.)
 Wednesday _____ Closed
 Thursday _____ Closed
 Friday _____ Travel Day or Alford Stadium walk-thru
 Practices end approximately around 10:30 a.m. Media members wishing to do interviews before/after practice must contact Tyson McHatten to arrange interview times and locations.

▶ PRACTICE

Select practices are open for the media to attend. Interviews can be conducted with players and coaches prior to practice or immediately following practice.

Weekly Release/Game Notes

▶ MAINE FOOTBALL WEEKLY RELEASE / GAME NOTES

Maine game notes for the upcoming week's contest will be made available on either Tuesday evening or first thing on Wednesday morning. Notes will be posted on GoBlackBears.com, and emailed out to local, regional and national media who follow the team. Media members wishing to be put on the email list for game notes should contact Tyson McHatten at tyson.mchatten@maine.edu(.)

▶ CAA WEEKLY RELEASE

The CAA will post its weekly release by Monday evening on www.CAASports.com(.) The release includes notes on the week's upcoming games for all 11 conference teams, and a look back at the previous week. Complete team-by-team statistics will also be available in the weekly release. Media members wishing to be put on an email list so they can receive the CAA weekly release, should contact Rob Washburn at rwashburn@caasports.com(.)

Maine/CAA on the Web

▶ www.GOBBLACKBEARS.com

The official website of Maine athletics is www.GoBlackBears.com(.) The website is dedicated to all Black Bear varsity sports teams. Media who cover the Black Bear football program will find everything they need to stay current on the happenings of the program. The football page includes the latest news, statistics, game notes, rosters, bios, radio/TV information, depth charts and preseason practice reports. The football site also provides links to the CAA and NCAA sites.

▶ @BlackBearsFB

Follow the University of Maine football team on twitter at @BlackBearsFB for all of your up-to-the-minute news including live in-game updates, notes, results and all news releases.

▶ www.CAASPORTS.com

The official website for CAA Football is www.CAASports.com(.) The site features the latest news on all 12 schools, standings, schedules, statistics, national polls, weekly award winners (announced on Mondays) and team notebooks.

▶ CAA PRESSBOX

The CAA Pressbox can be found on the football page at CAASports.com(.) The site includes game notes/rosters/media guides/flip cards for every CAA team.

Listen to Maine Football

▶ COACH STEVENS RADIO SHOW

The Coach Stevens Show made its season debut on Aug. 30., and will continue every Wednesday all season long from 6-7 p.m. Hosted by Jon Shields, the show covers an array of topics related to Maine football, and can be heard on the Black Bear Sports Network and on GoBlackBears.com

▶ STEVENS ON THE RADIO IN BANGOR, PORTLAND, AND AUGUSTA

Throughout the regular season (beginning with the FIU week and running through the New Hampshire game and playoffs,) Maine head coach Jordan Stevens can be heard on radio stations throughout the state of Maine via the Black Bear Sports Network. Coach Stevens can be heard throughout the Bangor area at 6:30 a.m on Monday and 4:30 p.m. on Thursday on 92.9 FM The Ticket. Stevens will also do a segment with Javier Gorriti on WJAB-AM (1440) and WJAB-FM (96.3) in Portland on Monday evenings at 4:30 p.m., every Monday at 4:15 on 'Downtown with Rich Kimball' on 620-AM in Bangor.

▶ WEEKLY CAA FOOTBALL COACHES TELECONFERENCE

The CAA Football coaches will hold a weekly teleconference for the media. The call will take place each Monday throughout the entire 2022 season. The scheduled calls will come to an end when the final CAA Football squad completes the 2022 NCAA FCS playoffs. Coaches will only participate in the postseason calls if their teams are still alive in championship play. Members of the media should contact Rob Washburn at the CAA office for the password to access the call.

Teleconference Schedule

10:00	Vincent Brown (NC A&T)
10:10	Jordan Stevens (Maine)
10:20	Ricky Santos (New Hampshire)
10:30	Kevin Callahan (Monmouth)
10:40	Greg Gattuso (UAlbany)
10:50	Jim Fleming (Rhode Island)
11:00	Mark Ferrante (Villanova)
11:10	Ryan Carty (Delaware)
11:20	Tony Trisciani (Elon)
11:30	Chuck Priore (Stony Brook)
11:40	Russ Huesman (Richmond)
11:50	Mike London (William & Mary)
12:00	Pete Shinnick (Towson)
12:10	Robert Prunty (Hampton)
12:20	Mike Minter (Campbell)

Statistical Updates

▶ MAINE STATISTICS

The final statistics of each Black Bear football game will be posted online at GoBlackBears.com immediately following each home football game and most road games. For some road games, final statistics will not be posted until Sunday morning. Up-to-date season statistics will be posted at GoBlackBears.com on Saturday night or Sunday morning.

▶ CAA STATISTICS

The CAA will post its up-to-date season statistics and rankings every Sunday throughout the season. Please visit www.CAASports.com throughout the day on Sunday to view those stats.

▶ NCAA STATISTICS

Updated NCAA statistics and rankings are available every Sunday. Go to www.NCAA.org(.) Click on statistics and follow the prompts.

Media Availability - William & Mary Game Week

SUNDAY	MONDAY	TUESDAY	WEDNESDAY	THURSDAY	FRIDAY	SATURDAY
Off	CAA Teleconference 10 a.m.-12 p.m.; Stevens speaks at 10:10 a.m. (Zoom) No practice	Practice 8:00-10:30 a.m. Coaches/Players avail- able at 10:30 a.m. (Practice open)	Practice 8:00-10:30 a.m. (Closed)	Practice 8:00-10:30 a.m. (Closed) Coaches Show 12-1:00 p.m. Live - Sea Dog Brewing Co.	Walk Through/Travel	Maine vs. W&M (3:30 PM) TV: COX Stream: FloFootball Radio: 92.9 FM/BBSN/ TuneIn/GoBlackBears. com

Pronunciation Guide

Pronunciations:

- #1 Kah-zeer Brown (Kahzir Brown, also goes by 'Buggs)
- #3 Shah-KER Smalls (Shakur Smalls)
- #5 Josh LEZ-in (Josh Lezin)
- #8 Robby RHY-obe (Robby Riobe)
- #10 Cay-den Dreh-zick (Caden Drezek)
- #12 Braeden Heel-d (Braeden Heald)
- #13 Daniel DO-gan (Daniel Doegan)
- #16 Eli Mah-HAN (Eli Mahan)
- #19 Brian Santana-Fees (Brian Santana-Fis)
- #20 Jy-len Spence (Jylun Spence)
- #23 Goes by "AK Kamara" (Alhaji Kamara)
- #29 Nah-seer Young (Nassir Young)
- #30 Nah-seer Christmas (Na'cire Christmas)
- #31 Terrance GAIN-ee (Terrance Ganyi)
- #32 Alex Bear-oooh-et (Alex Berrouet)
- #33 Ja-Bar-ee Oh-doe-men-em (Ja'Barí Odoemenem)
- #34 Daren Omor-edge-ee (Daren Omoregie)
- #41 Aaron Ar-tay-gah (Aaron Arteaga)
- #53 Issac OH-fee-LU (Ofielu)
- #56 Jacob TUEY-ass-ah-SO-po (Jacob Tuiasosopo)
- #61 Daniel Pla-sen-she-ah (Daniel Plascencia)
- #62 Pye-us Edg-in-do (Pius Ejindu)
- #65 Nicolas Crew-JEE (Nicolas Cruji)
- #73 Nicolas Cap-teen (Nicholas Kaptein)
- #74 Anthony Ill-ee-ah-no (Anthony Iliano)
- #75 Sean Pahz-knee-ak (Sean Pozniak)
- #76 Xavier Lah-zo-wick-ee (Xavier Lozowicki)
- #79 Max Love-blahd (Max Lovblad)
- #81 Zach Zoh-gee-oh (Zach Zoglio)
- #82 Cooper Hi-zee (Cooper Heisey)
- #83 Michael MO-knee-ose (Michael Monios)
- #86 Jake Kucera (Jake Ku-chair-ah) Jake Kucera
- #88 Ro-HAN (rhymes with 'pan') Jones (Rohan Jones)
- #89 Gee-ah-kee Roh-see-toe (Gianni Rossitto)
- #99 Nicolas Ka-loom-ay (Nicolas Kalume)

Coaches on the Field

Jordan Stevens _____ HC
 Jeff Comissiong _____ DC/LB
 Umberto Di Meo _____ DL
 Tom McEntire _____ DB
 Dave Bucar _____ OL
 Mikahael Waters _____ ST Coord./WR
 Pushaun Brown _____ RB

Coaches in the Booth

Steve Cooper _____ OC/QB
 John Gardner _____ TE
 Spencer Carey _____ OLB
 Justin Karriem _____ CB

Proper/Improper CAA Uses

School Name "Nickname"; Shortened Name _____ Improper Use
 Delaware "Blue Hens"; UD _____ UDel
 Maine "Black Bears"; UMaine _____ UMO
 New Hampshire "Wildcats"; UNH _____ -
 Rhode Island "Rams"; URI _____ -
 Richmond "Spiders"; UR _____ U of R
 CAA Football _____ Colonial

Coaching/Support Staff

► HEAD COACH

Jordan Stevens _____ **Head Coach**
 Alma Mater _____ Maine '10
 Career Record (Years) _____ 2-12 (Second season)
 Record at Maine (Years) _____ 2-12 (Second season)

► ASSISTANT COACHES

Steve Cooper _____ **Offensive Coordinator/QB**
 Years at Maine _____ First season
 Alma Mater _____ Portland State ('08)

Jeff Comissiong _____ **Defensive Coordinator/Linebackers**
 Years at Maine _____ First season
 Alma Mater _____ Maine ('96)

Mikahael Waters _____ **Special Teams Coordinator/Wide Receivers**
 Years at Maine _____ Fifth season
 Alma Mater _____ Nevada ('16)

Tom McEntire _____ **Defensive Pass Game Coordinator/Defensive Backs**
 Years at Maine _____ Second season
 Alma Mater _____ Thiel College ('06)

Spencer Carey _____ **Outside Linebackers/Recruiting Coordinator**
 Years at Maine _____ Second season
 Alma Mater _____ Maine ('18)

Pushaun Brown _____ **Running Backs**
 Years at Maine _____ Second season
 Alma Mater _____ Maine ('12)

Umberto Di Meo _____ **Defensive Line**
 Years at Maine _____ First season
 Alma Mater _____ Springfield College ('15)

Dave Bucar _____ **Offensive Line**
 Years at Maine _____ First season
 Alma Mater _____ Washington & Jefferson College ('08)

John Gardner _____ **Tight Ends**
 Years at Maine _____ First season
 Alma Mater _____ Washington ('18)

Justin Karriem _____ **Cornerbacks**
 Years at Maine _____ First season
 Alma Mater _____ Towson ('130)

Trey Hall _____ **Football Strength & Conditioning**
 Years at Maine _____ Second season
 Alma Mater _____ Edinboro University ('19)

► SUPPORT STAFF

Zach Dow _____ Equipment Manager
 Mike DeVito _____ Director of Player Development & Alumni Relations
 Ryan Taylor _____ Head Football Athletic Trainer
 Team Doctors _____ Dr. Thompson McGuire MD - Orthopedic Surgeon;
 _____ Dr. Kenneth Morse MD Orthopedic Surgeon;
 _____ Dr. Cameron Trubey MD Sports Medicine
 Nicole Easley _____ Director of Football Operations

2023 Numerical Roster

NO.	NAME	POS.	CL.	HT.	WT.	HOMETOWN	HIGH SCHOOL/PREV. SCHOOL
0	Vince Thomas	LB	JR	5-10	207	Raleigh, N.C.	Sanderson (Naval Academy)
1	Kahzir 'Buggs' Brown	DB	JR	6-3	200	Trenton, N.J.	Trenton Central
2	Trevin Ewing	WR/KR	SO	5-11	180	Elkton, MD	Elkton
3	Shakur Smalls	DB	JR	6-0	196	Philadelphia, PA	West Catholic Prep
5	Josh Lezin	DL	GR	6-1	290	Jackson, N.J.	Lakewood
6	Darius McKenzie	LB	SO	6-3	240	Ottawa, Ontario	Clearwater Academy International
7	Latrell Couchman	LB	SO	6-1	222	Irvington, N.J.	Irvington
8	Robby Riobe	DB	SR	5-11	195	Everett, MA	Everett
10	Caden Drezek	QB	FR	6-3	215	Seymour, CT	Seymour
11	Ayden Pereira	QB	R-FR	6-0	195	Auburn, N.H.	Central Catholic
11	Christian Thomas	LB	JR	6-3	205	Camden, N.J.	Woodrow Wilson/Milford Academy
12	Braeden Heald	WR	GR	5-11	198	Easthampton, MA	Williston Northampton (Northwestern)
13	Derek Robertson	QB	JR	6-2	205	Yonkers, N.Y.	Iona Prep/Bridgton Academy
13	Daniel Doegan	DB	SO	5-11	180	Philadelphia, PA	Willingboro
14	Anthony Harris	QB	SR	6-3	192	Nazareth, PA	Nazareth
14	Aidan Cadogan	P	JR	6-1	171	Waltham, MA	Belmont/Bridgton Academy (UNH)
15	Zaheem Crawford-Patterson	WR	R-FR	6-3	185	Irvington, N.J.	Irvington
16	Eli Mahan	TE	SO	6-4	250	Fryeburg, ME	Fryeburg Academy
17	Keegan Andrews	QB	FR	6-0	175	Kennebunk, ME	Bridgton Academy
18	Joe Gillette	WR	GR	6-0	190	Strongsville, OH	Strongsville (Lafayette)
19/15	Brian Santana-Fis	RB	So.	6-0	215	Woodbridge, N.J.	St. Thomas More (El Camino College)
19	Jack Kelley	QB	SO	6-2	190	Pembroke, MA	Pembroke/Hebron Academy
20	Nick Laughlin	WR	FR	5-10	180	Cape Elizabeth, ME	Cape Elizabeth
20	Jylun Spence	DB	SO	6-0	196	Boston, MA	Newton South/East Coast Prep
21	Jayden Platt	DB	FR	6-2	185	Melville, N.Y.	St. Anthony's
21	Amir Byrd	DB	SR	5-7	165	Mount Laurel, N.J.	Lenape (Rutgers)
22	Tristen Kenan	RB	FR	5-11	190	Baltimore, MD	Dunbar
23	Alhaji Kamara	DB	R-SO	6-0	182	Richmond, VA	Hermitage (ODU)
24	Aaron Gethers	DB	GR	5-10	200	Blythewood, S.C.	Bishop McDevitt (W.Carolina/Boston College)
25	Tavion Banks	RB	SR	5-10	200	Bethlehem, PA	Bethlehem Catholic
25	Sheaquan Walters	DB	FR	6-2	170	Nyack, N.Y.	Don Bosco
26	Damon Matthews	DB	GR	5-10	180	Pine Hill, N.J.	Overbook (Rutgers)
27	Jamaree Gibson	DB	R-FR	6-0	182	Rochester, N.Y.	East H.S.
28	Evan Wallace	RB	R-FR	5-11	186	Simsbury, CT	Simsbury
29	Nassir Young	DB	SO	6-0	166	Troy, N.Y.	La Salle Institute
30	Na'Cire Christmas	DB	FR	6-0	180	Woodbury, N.J.	St. Augustine Prep
31	Terrance Ganyi	LB	GR	6-2	203	Montreal, Que.	Dalbe Viau (UConn)
32	Alex Berrouet	RB	SO	6-0	205	Acton, MA	Acton-Boxborough (Colorado State)
33	Jabari Odoemenem	LB	FR	6-1	230	Woodbridge, VA	Woodbridge
34	Daren Omoregie	DB	R-FR	5-11	170	Lynn, MA	Lynn Classical
35	Devin Hairston	LB	R-FR	6-3	200	Trenton, N.J.	Trenton/Wyoming Seminary Prep
35	Stone Compton	RB	SO	5-11	195	Exeter, N.H.	St. Thomas Aquinas
36	Symon Sathler	RB	R-FR	5-8	190	Woburn, VA	Woburn Memorial/Bridgton Acad.
37	Devin Vaught	DB	FR	6-0	185	Charlotte, N.C.	Mallard Creek
38	Sherrod Hudson	DB	R-FR	5-11	185	Middlesex, N.J.	St. Thomas Aquinas
39	Amari Mack	DB	FR	5-10	173	Jeannette, PA	Greensburg Central Catholic
40	Tyshawn Stewart	LB	SO	6-2	230	Harrisburg, PA	Susquehanna Township
41	Aaron Arteaga	WR	R-FR	5-9	175	Toronto, Ontario	Holy Trinity
42	Abdul Stewart	DB	JR	6-1	196	Coatesville, PA	Coatesville
43	BJ Mayes	LB	FR	6-2	220	Aurora, IL	Taft School
44	Rayshad Wallace	DL	GR	6-1	265	Philadelphia, PA	Fork Union Military/St. Joseph Prep (Sacred Heart)

NO.	NAME	POS.	CL.	HT.	WT.	HOMETOWN	HS/PREV. SCHOOL
45	Ta'kai Chisolm	DL	FR	6-3	213	Edison, N.J.	St. Joseph Regional
46	John Gay	RB	GR	6-0	195	Jeannette, PA	Penn-Trafford (Lafayette College)
47	Jared Tynes	DL	FR	6-1	215	North Brunswick, N.J.	North Brunswick
48	Declan McKeivitt	TE	SO	6-4	240	Mendham, N.J.	West Morris Mendham
48	Nic Swanson	DB	R-FR	5-9	160	Richmond, VA	Glen Allen
49	Elijah Smalls	TE	FR	6-5	220	Egg Harbor City, N.J.	Cedar Creek/East Coast Prep
50	Michael Lewinski	K/P	FR	6-0	215	Wells, ME	Wells
52	John Costanza	DL	JR	6-4	277	Brick Township, N.J.	Brick Township
53	Isaac Ofielu	LB	SO	6-1	221	Saco, ME	Thornton Academy
54	Zion Cheeks	LB	R-FR	6-2	180	Penns Grove, N.J.	Penns Grove
55	Darius Bell	OL	SO	6-5	311	Hamilton, Ontario	Clearwater Academy International
56	Jacob Tuiaosopo	DL	SR	6-5	251	Waldorf, MD	North Point
57	David Gross	OL	SO	6-1	323	Bucksport, ME	Bucksport
58	Jaxon Gross	DL	FR	6-1	225	Bucksport, ME	Brewer
58	Charles Rulon	P	FR	5-10	180	Manahawkin, N.J.	Southern Regional
59	Cody Williams	K	GR	5-10	181	Murrieta, CA	Murrieta Valley (Portland State)
62	Pius Ejindu	OL	FR	6-3	320	Lynn, MA	Saint John's Prep School
63	Jack Webb	OL	GR	6-3	367	Arundel, ME	Thornton Academy (Sacred Heart)
64	Jack Boutaugh	OL	R-FR	6-4	265	Turner, ME	Leavitt
65	Nicolas Cruji	OL	R-FR	6-4	275	Mississauga, Ontario	Lorne Park/Wyoming Secondary Prep.
67	Jaykob Dow	OL	FR	6-5	255	Hermon, ME	Hermon
68	Max Gregor	OL	R-FR	6-4	275	Easton, CT	Cheshire Academy
70	Joe Horn	OL	SO	6-2	310	Hamilton, N.J.	The Hun School (UMass)
71	Daniel Plascencia	OL	SO	6-1	325	Chula Vista, CA	San Ysidro (Southwestern College)
72	Tyler Williams	OL	R-FR	6-4	318	Clifton, N.J.	Clifton
73	Nicholas Kaptein	OL	FR	6-6	330	Ajax, Ontario	St. Thomas More
74	Anthony Iliano	OL	FR	6-4	280	Cleveland, OH	Benedictine
75	Sean Pozniak	OL	R-FR	6-8	300	Ashburn, VA	Tuscarora
76	Xavier Lozowicki	OL	FR	6-4	300	Ridley Park, PA	IMG Academy
77	Kevin Jones	OL	GR	6-6	318	Coatesville, PA	Bishop Shanahan
78	Jack Lillie	OL	FR	6-4	275	Boulder, CO	Fairview
79	Max Lövblad	OL	SR	6-7	310	Märsta, Sweden	Arlandagymnasiet/Arlanda Jets
80	Jamie Lamson	WR	SR	6-1	200	Southington, CT	Southington
81	Montigo Moss	WR	JR	6-1	208	Charlotte, N.C.	Fork Union Military Academy
81/49	Zach Zoglio	LS	JR	6-0	200	Cincinnati, OH	Anderson (Eastern Michigan)
82	Cooper Heisey	TE	GR	6-4	250	Scotch Plains, N.J.	Scotch Plains-Fanwood (Rutgers)
83	Michael Monios	WR	JR	5-10	170	Montreal, Quebec	Choate Rosemary Hall
84	Kevin Jackson	WR	FR	5-11	180	Springfield, MA	Springfield Central
85	Blake Thomas	WR	FR	6-3	190	Seacausus, N.J.	DePaul Catholic
86	Jake Kucera	TE	FR	6-4	230	North Haledon, N.J.	DePaul Catholic
87	Francisco Pratts III	TE	R-FR	6-3	233	New London, CT	New London
88	Rohan Jones	TE	SO	6-2	230	Montreal, Que.	College Andre-Grasset
89	Gianni Rossito	WR	SO	6-0	185	Dix Hills, N.Y.	Half Hollow Hills
90	Xavier Holmes	DL	SO	6-3	225	Clarksburg, MD	Clarksburg/Jireh Prep
91	Shymell Davis	DL	SO	6-3	264	Woolwich, N.J.	Kingsway/Wyoming Seminary
92	Izaiah Henderson	DL	R-SR	6-2	279	Brooklyn, N.Y.	Mater Dei Prep (Boston College)
93	Kye Pressley	DL	FR	6-2	220	Hammonton, N.J.	Hammonton
94	Chris Bacon	DL	FR	6-3	231	Hicksville, N.Y.	Holy Trinity
94	Clayton Ritter	LS	SO	5-11	237	Middletown, DE	Hodgson Votech
95	Mike Hamilton	DL	R-FR	6-3	235	Sicklerville, N.J.	Bishop Eustace Prep
95	Bailey Timms	P	GR	6-2	196	Warrnambool, Australia	Latrobe University
96	Dorian Royal	DL	JR	6-4	296	Quebec City, Quebec	Cegep Garneau
97	Justin Haynesworth	DL	JR	6-2	294	Mechanicsville, VA	Hanover (East Carolina University)
99	Nicolas Kalume	DL	R-FR	6-3	225	London, Ontario	Football North

Depth Chart / Game-By-Game Starters / Career Starts

Start Chart

► OFFENSE

Player	2023	Career
Jones (OL)	3	23
Gross (OL)	1	11
Robertson (QB)	3	10
Bell (OL)	3	10
Moss (WR)	3	9
Monios (WR)	0	6
Jones (TE)	1	5
Cruji (OL)	3	3
J. Horn (OL)	3	3
J. Gillette (WR)	3	3
J. Lamson (WR)	3	3
T. Kenan (RB)	3	3
Webb (OL)	0	1
T. Williams (OL)	2	2
C. Heisey (TE)	2	2

► DEFENSE

Player	2023	Career
Riobe (DB)	3	22
Lezin (DL)	3	20
Smalls (DB)	2	17
Brown (DB)	2	17
Stewart (DB)	0	5
D. Doegan (CB)	0	5
J. Echols (CB)	0	2
C. Thomas (LB)	2	3
A. Kamara (DB)	3	3
J. Costanza (DL)	2	2
J. Tuiasosopo (DL)	3	3
X. Holmes (DL)	3	3
V. Thomas (LB)	3	3
D. McKenzie (LB)	3	3
A. Gethers (DB)	0	1
L. Couchman (LB)	1	1
D. Omoregie (DB)	1	1
D. Matthews (DB)	1	1

Depth Chart

Offense

WR (R)	83	Michael Monios	Jr.	5-10	180
	18	Joe Gillette	Gr.	5-10	200
LT	55	Darius Bell	So.	6-5	315
	75	Sean Pozniak	R-Fr.	6-8	310
LG	65	Nicolas Cruji	R-Fr.	6-4	300
	72	Tyler Williams	R-Fr.	6-4	320
C	70	Joe Horn	So.	6-1	300
	61	Daniel Plascencia	So.	6-1	325
RG	57	David Gross	So.	6-1	330
	76	Xavier Lozowicki	Fr.	6-4	300
RT	77	Kevin Jones	Gr.	6-6	310
	78	Jack Lillie	Fr.	6-5	290
TE	82	Cooper Heisey	Gr.	6-4	250
	88	Rohan Jones	So.	6-2	235
-or-	16	Eli Mahan	So.	6-4	245
QB	13	Derek Robertson	Sr.	6-2	200
	14	Anthony Harris	Sr.	6-3	195
-or-	11	Ayden Pereira	R-Fr.	6-0	200
RB	22	Tristen Kenan	Fr.	5-10	195
	46	John Gay	Gr.	6-0	200
WR (X)	81	Montigo Moss	Jr.	6-1	220
	12	Braeden Heald	Gr.	5-11	200
WR (Z)	80	Jamie Lamson	Sr.	6-1	205
	2	Trevin Ewing	So.	5-11	185

Special Teams

P	14	Aidan Cadogan	Jr.	6-2	180
	95	Bailey Timms	Gr.	6-2	215
PK	59	Cody Williams	Gr.	6-0	195
	45/35	Joey Bryson	R-Fr.	5-10	190
KO	45/35	Joey Bryson	R-Fr.	5-10	190
	59	Cody Williams	Gr.	6-0	195
LS	81/49	Zach Zoglio	Jr.	6-0	215
	94	Clayton Ritter	So.	6-0	225
SS	81/49	Zach Zoglio	Jr.	6-0	215
	94	Clayton Ritter	So.	6-0	225

Defense

DE	56	Jacob Tuiasosopo	Sr.	6-5	265
	44	Rayshad Wallace	Gr.	6-0	265
NT	5	Josh Lezin	Gr.	6-1	300
	97	Justyn Haynesworth	Jr.	6-2	290
DT	52	John Costanza	Jr.	6-4	285
	92	Izaiah Henderson	R-Sr.	6-3	270
DE	90	Xavier Holmes	So.	6-3	245
	99	Nicolas Kalume	R-Fr.	6-3	245
LB	0	Vince Thomas	Jr.	5-11	210
	54	Zion Cheeks	R-Fr.	6-2	200
LB	6	Darius McKenzie	So.	6-3	240
	40	Tyshawn Stewart	So.	6-2	235
LB	11	Christian Thomas	Jr.	6-3	230
	7	Latrell Couchman	So.	6-1	230
BCB	1	Kahzir 'Buggs' Brown	Jr.	6-3	210
	34	Daren Omoregie	R-Fr.	5-11	200
FS	8	Robby Riobe	Sr.	5-11	195
	42	Abdul Stewart	Jr.	6-1	205
SS	3	Shakur Smalls	Jr.	6-0	200
	26	Damon Matthews	Gr.	5-10	185
FCB	23	Alhaji Kamara	R-So.	5-10	170
	24	Aaron Gethers	Gr.	5-10	190

Special Teams

PR	18	Joe Gillette	Gr.	5-10	200
	83	Michael Monios	Jr.	5-10	180
KR	2	Trevin Ewing	So.	5-11	185
	25	Tavion Banks	Sr.	5-10	200
H	14	Aidan Cadogan	Jr.	6-2	180
	95	Bailey Timms	Gr.	6-2	215

Game-by-Game Starters

Offense

Opponent	WR	LT	LG	C	RG	RT	TE	QB	TB/FB	WR/TE	WR
FIU	Moss	Bell	T. Williams	Horn	Cruji	K. Jones	Heisey	Robertson	Kenan	Gillette	Lamson
NDSU	Moss	Bell	D. Gross	Horn	Cruji	K. Jones	R. Jones	Robertson	Kenan	Gillette	Lamson
URI	Moss	Bell	T. Williams	Horn	Cruji	K. Jones	Heisey	Robertson	Kenan	Gillette	Lamson

Defense

Opponent	DE	NT	DT	DE	LB	LB	LB	CB	FS	SS	CB
FIU	Tuiasosopo	Lezin	Costanza	Holmes	V. Thomas	McKenzie	Couchman	Brown	Riobe	S. Smalls	Kamara
NDSU	Tuiasosopo	Lezin	Costanza	Holmes	V. Thomas	McKenzie	C. Thomas	Brown	Riobe	S. Smalls	Kamara
URI	Tuiasosopo	Lezin	Costanza	Holmes	V. Thomas	McKenzie	C. Thomas	Omoregie	Riobe	D. Matthews	Kamara

Opponent Depth Chart

Maine Game: Offensive Depth Chart

Pos.	No.	Name	Elg.	Ht.	Wt.
WR	3	JT Mayo	Jr.	5-11	190
	10	Josh Guilford	Jr.	6-4	215
WR	5	DreSean Kendrick	Jr.	5-9	195
	81	Garrett Robertson	Fr.	6-3	175
TE	89	Colton Turner	Jr.	6-4	240
	or 85	Trey McDonald	So.	6-6	230
	or 87	Sean McElwain	RFr.	6-5	215
LT	60	Charles Grant	Jr.	6-4	280
	64	Elijah Booth	Jr.	6-5	290
LG	53	Bart Francois	Sr.	6-3	300
	59	Tyler Payne	Sr.	6-4	275
C	75	Ryan McKenna	Jr.	6-4	290
	72	Kadin Lynch	RFr.	6-4	290
RG	78	Marcus Crowell	Sr.	6-5	285
	66	Hayden Raley	Fr.	6-5	310
RT	61	Rian Haigler	Sr.	6-4	310
	79	Greg Klingensmith	RFr.	6-5	275
QB	11	Darius Wilson	Jr.	6-3	205
	12	Hollis Mathis	Jr.	6-2	180
	6	Tyler Hughes	RFr.	6-0	200
RB	9	Bronson Yoder	Sr.	5-11	210
	1	Malachi Imoh	Jr.	5-8	180
	0	Martin Lucas	So.	6-2	240
FB	45	Ryan Shonk	So.	6-0	210

Maine Game: Defensive Depth Chart

Pos.	No.	Name	Elg.	Ht.	Wt.
DE	9	Sammy Sarantis	Jr.	6-4	295
	95	Mike Malone	Jr.	6-4	285
	or 92	Momen Zahid	So.	6-5	295
NT	1	Davin Dzdzienny	So.	6-4	295
	91	Gent Veizi	Fr.	6-2	285
DE	99	Nate Lynn	Sr.	6-3	260
	97	Gerald Williams	Fr.	6-2	285
OLB	8	John Plus	Jr.	6-2	235
	56	Christian Hamm	So.	6-3	225
OLB	35	Quinn Osborne	Jr.	6-2	225
	34	Alex Washington	Jr.	6-1	230
ILB	19	Kevin Jarrell	Sr.	6-1	245
	42	Cade Mattive	RFr.	6-3	235
ILB	4	Isaiah Jones	Sr.	6-1	230
	13	Brayden Staib	Sr.	6-3	220
BC	6	Ryan Poole	Sr.	5-11	185
	24	Jaedon Joyner	Sr.	6-0	190
BS	7	Marcus Barnes	Sr.	6-3	185
	15	Bryce Barnes	RFr.	6-1	190
	or 27	David Roulley	So.	6-3	210
FS	5	Malcolm Spencer	Sr.	6-3	205
	30	Latrell Smith	Sr.	5-10	175
FC	2	Jalen Jones	So.	6-0	190
	14	Ethan Yip	Jr.	6-2	175

Maine Game: Special Teams Depth Chart

Pos.	No.	Name	Elg.	Ht.	Wt.
PK	96	Caden Bonoffski	Sr.	5-8	180
	39	Bryson Harvey	RFr.	6-2	200
KO	96	Caden Bonoffski	Sr.	5-8	180
	or 39	Bryson Harvey	RFr.	6-2	200
P	29	Will Whitehurst	Sr.	6-3	205
	49	Andrew Piercy	So.	6-1	195
KR	5	DreSean Kendrick	Jr.	5-9	195
	or 3	JT Mayo	Jr.	5-11	190
	or 14	Carson Jenkins	RFr.	5-10	180
PR	14	Carson Jenkins	RFr.	5-10	180
	or 12	Hollis Mathis	Jr.	6-2	180
H	49	Andrew Piercy	So.	6-1	195
SNP	51	Nick Levy	So.	5-10	220
	19	Kevin Jarrell	Sr.	6-1	245

JORDAN STEVENS, HEAD COACH

Jordan Stevens ('10), was named the 37th head football coach at UMaine on Dec. 7, 2021.

Stevens, an All-CAA third team selection with the Black Bears before serving a four-year stint as an assistant coach at UMaine, returned home to Orono after spending the previous seven seasons on staff at Yale.

Stevens played for the Black Bears from 2006-2009 before mentoring Maine's defensive line in an assistant coaching role from March 2011 through February 2015.

A native of Temple, Maine, Stevens mentored nine All-Ivy League players and a pair of All-Colonial Athletic Association honorees during his 11-year assistant coaching career with Yale and UMaine. While at Yale, Stevens spent his first three seasons as the defensive line coach with the Bulldogs before being elevated to assistant head coach and co-defensive coordinator, working specifically with the linebackers, in Jan. 2018. After spending one season working with the linebackers, Stevens returned to his roots, switching back to mentoring the defensive line in a role he would serve from Jan. 2019 until the end of his stint with the Bulldogs.

Stevens served a key role in leading Yale to Ivy League titles in 2017 and, as the assistant head coach and co-defensive coordinator, again in 2019 as the Bulldogs finished both title seasons with a 9-1 mark. In 2017, Stevens helped mentor a defensive unit which led the Ivy League in total defense (302.8 yards per game allowed); scoring defense (15.6 points allowed); rushing defense (73.1 rush yards allowed); third down conversion percentage defense (29.9 percent); and tackles for loss (85). The Bulldogs' numbers were not just impressive against their Ivy League peers but also ranked in the top-10 in the nation in scoring defense, rushing defense, third down conversion percentage defense, and tackles for loss during the 2017 campaign.

The 2021 season saw Yale post some of its best defensive marks in recent history as the unit, under the guidance of Stevens as co-defensive coordinator, led the nation in third down conversion percentage defense (22.1), ranked ninth nationally in sacks per game (3.2/32 total), and checked in 23rd in all of the Football Championship Subdivision in rush defense after allowing just 117.1 yards per game on the ground.

Yale consistently progressed on the defensive side of the ball under Stevens' leadership. In his first season with the defensive line, the Bulldogs posted six sacks and 19 tackles for loss. Three years later, under the direction of Stevens, Yale turned those statistical numbers into 22.5 sacks and 44.5 tackles for loss as the Bulldogs would post 18 or more sacks in three of the last four seasons and 34 or more tackles for loss in four of the last five years.



QUICK FACTS

BIRTHDATE
Dec. 20, 1988 (35)

HOMETOWN
Temple, Maine

FAMILY
Ellen (wife);
Noella (Daughter);
Carson (Son)

HIGH SCHOOL
Mt. Blue

COLLEGE
Maine ('10)
Business Administration

COACHING EXPERIENCE

2021-PRESENT
UMaine Head Coach

JAN. 2019 - DEC. 2021
Yale Asst. HC, Co-Def. Coord/DL

FEB. 2015 - JAN. 2018
Yale Asst. Coach - DL

JULY 2013 - FEB. 2015
Maine Asst. Coach - DL

MARCH 2011 - JULY 2013
Maine Asst. DL Coach

Stevens began his coaching career at the University of Maine, serving two seasons as the assistant defensive line coach before a two-year stint as the lead defensive line coach at his alma mater in Orono. Stevens, who mentored NFL Draft Pick and two-time All-CAA selection Trevor Bates and All-CAA second team selection and Maine's career sack leader Michael Cole, helped guide the Black Bears to the NCAA FCS Playoffs in 2011 and to a CAA Championship and another trip to the NCAA FCS Playoffs in 2013. Maine's Black Hole defense was impressive during Stevens' time at UMaine, posting the top ranked scoring defense and red zone defense in 2012, the CAA's fourth ranked total defense in 2013, and the CAA's second ranked total defense, 16th in the nation, in 2014.

An All-CAA third team selection at defensive end, UMaine's Most Valuable Player, and a New England Football Writers FCS All-Star selection in 2009, Stevens enjoyed an impressive four-year career with the Black Bears. Stevens appeared in 45 games at UMaine while registering 184 tackles, 24 sacks, 16.0 tackles for loss, three pass breakups, three fumble recoveries, five forced fumbles, while logging a pair of safeties. In 2008, Stevens guided the Black Bears to an appearance in the NCAA FCS Playoffs.

Following his playing career with the Black Bears, Stevens participated in NFL Rookie Mini Camp with the Detroit Lions before signing with the Hartford Colonials of the United Football League for Mini and Training Camp in 2010.

Stevens earned his Bachelor of Science in Business Administration - Management from UMaine in 2010. A Mt. Blue high school graduate, Stevens and his wife, Ellen, have one daughter, Noella and son, Carson.



Quick Hits

KENAN BURSTS ONTO THE SCENE

- Freshman tailback Tristen Kenan earned the CAA Rookie of the Week award after his impressive collegiate debut at FIU.
- In his first collegiate game, Kenan rushed for 108 yards against FBS foe FIU on 24 carries with a rushing touchdown to go along with three receptions.
- Kenan's 108 rush yards were the most by a Maine freshman since 2018.
- After week two, Kenan ranks 10th in the CAA in all-purpose yards (102.7), eighth in rushing yards per game (81.0), and fourth in rush touchdowns (3).
- Kenan ranks second among FCS freshmen in rush yards and fourth among freshmen in rushing touchdowns.

LAMSON STEPPING UP

- After having just two receptions over his first three years at UMaine, Lamson has career-highs in receptions (6) in each of Maine's first two games.
- Through three games, Lamson leads Maine in total receptions (14) and ranks ninth in the CAA (4.7) in receptions per game.

MCKENZIE TACKLE MACHINE

- Darius McKenzie has set career-highs in tackles in each of Maine's first three games, setting a new career best with 11 stops against Rhode Island.
- McKenzie has led Maine in tackles in each of the first three games.

BLACK HOLE

- Maine's 'Black Hole' defense was impressive in the season opener. The Black Bears limited FIU to just 13 rush yards, shutout the Panthers in the second half, forced three turnovers, and added three sacks.
- The 13 rush yards surrendered by Maine were the fewest given up by the Black Bears since 2018 when they held Weber State to -1 rush yard in the FCS quarterfinal round.
- Maine's three takeaways were its most in six games as it also forced three in a win over Monmouth on Oct. 15, 2022.
- Maine's defense shutout the Panthers in the second half, marking the first time since Nov. 20, 2021 (at UNH) in which Maine shutout a team in the second half.
- The Black Holes registered 8.0 TFLs in the game with Rhode Island. The 8.0 TFLs were the most by Maine since November of 2019.

EWING SINGLE SEASON KICK RETURN RECORD

- In 2022, kick return specialist Trevin Ewing broke Maine's all-time single season record for kickoff return yards with 764 total kick return yards.
- Ewing ended the 2022 season ranked 2nd in the CAA and 7th in the FCS nation for total kick return yardage.

STEVENS AT THE HELM

- Jordan Stevens (Maine '10) begins his second year as head coach of the Black Bears in 2023 after being named the 37th head coach in the program's 130 year history on Dec. 7, 2021.
- Stevens, who spent time on Maine's staff as an assistant for four seasons (2011-14) before a seven-year stint at Yale.
- Stevens was an All-CAA third team selection for Maine and racked up 184 tackles, 24 sacks, and 16.0 TFLs in 45 games for the Black Bears.
- Stevens scored his first career win as head coach with a 31-24 victory at Hampton on Oct. 8, 2022.

NEW FACES

- For the second consecutive season, Maine welcomes in six new coaches to its staff including a new offensive (Steve Cooper) and defensive (Jeff Commissiong) coordinators.
- Maine also welcomes in 38 total new faces to its roster including 11 transfers.

YOU GOT MOSSED

- Montigo Moss, son of NFL Hall of Fame receiver Randy Moss, has a touchdown reception in five of his last 10 games.
- Moss' touchdown reception against Villanova in 2022 earned him the top ranking on ESPN's weekly segment 'You Got Mossed'.

ROBERTSON BREAKDOWN

- Robertson surpassed 2,000 yards passing for his career with 117 yards against URI.
- He currently stands 992 yards away from 3,000 in his career.
- Robertson currently sits 17th on Maine's all-time passing yards list.
- Robertson is 240 yards away from moving past John Tursky (2,247) and into 16th on Maine's all-time passing yards list.

PRESEASON ACCOLADES

- Junior defensive back Kahzir 'Buggs' Brown was named to the 2023 Preseason All-CAA honorable mention list.

TRANSFERS

- Since the spring of 2019, Maine has added 34 transfers/graduate transfers to its roster.
- The Black Bears feature 12 former Football Bowl Subdivision players on this year's roster.

FAST START

- The Black Bears are 15-7 in the last 22 games in which they've scored first.

CARRYING THE LEAD

- Maine is 103-24 since the beginning of the 2000 season when leading at the half.
- The Black Bears are 15-1 in their last 16 games in which they've taken a lead into the fourth quarter.

CLOSE CALL

- Since 2013, Maine is 26-16 in games decided by seven points or less.



A Maine Win Would...

...Be Maine's ninth over William & Mary, breaking an 8-8 deadlock in the series.

...Be Maine's third-straight win over William & Mary.

...Be Maine's first win at William & Mary since 2016.

...Be Maine's third overall win on the road against the Tribe.

...Snap Maine's eight game losing skid.

...Snap Maine's five-game road losing streak.

...Be Maine's first win over a ranked opponent since March 13, 2021 (38-34 over No. 13 UAlbany in Orono).

...Be Maine's highest ranked victory since defeating #3 Weber State in the 2018 FCS quarterfinal round.

Series Notes

This is the ninth overall meeting between Maine and William & Mary and the first in Williamsburg since 2018 ... Maine has won each of the past two meetings and six of the last seven ... The two teams last met in 2021, a 27-16 victory by Maine in Orono ... Each of the past two meetings have been held in Orono ... Maine's last win in Williamsburg came in 2016 (35-28) ... The teams first met in 1993, a 47-23 victory by the Tribe in Orono ... William and Mary won each of the first five meetings in the series before Maine scored its first win in 2002.

Last 10 with W&M

Year	Winner	Place	Score
2021	Maine	Orono	27-16
2019	Maine	Orono	34-25
2018	W&M	Williamsburg	20-27
2017	Maine	Orono	23-6
2016	Maine	Williamsburg	35-28
2013	Maine	Orono	34-20
2012	Maine	Williamsburg	24-10
2010	W&M	Orono	21-24
2007	W&M	Orono	20-21
2006	Maine	--	20-17

Maine vs. William & Mary (10/16/21)



W&M	16
Maine	27



Oct. 16, 2021 // Alford Stadium (6,356)

	1	2	3	4	OT	F
W&M	0	0	8	8		16
Maine	7	10	7	3		27

FIRST QUARTER

M - F. Brock 7 yd pass from D. Robertson (J. Messina kick); 11 plays, 63 yds, TOP 5:37

SECOND QUARTER

M - J. Messina 21 yd FG; 14 plays, 82 yds, TOP 5:45
M - F. Brock 22 yd rush (J. Messina kick); 16 plays, 87 yds, TOP 2:37

THIRD QUARTER

M - D. Young 35 yd pass from D. Robertson (J. Messina kick); 9 plays, 80 yds, TOP 4:39
W - D. Wilson 1 yd rush (D. Lester rush); 7 plays, 61 yds, TOP 3:14

FOURTH QUARTER

M - J. Messina 42 yd FG; 14 plays, 50 yds, TOP 6:02
W - Z. Burdick 76 yd pass from D. Wilson (D. Wilson rush); 2 plays, 75 yds, TOP 1:08

TEAM STATISTICS

Category	WM	MAINE
First Downs	19	28
Rushing Yards (Net)	258	194
Passing Yards (Net)	130	223
Comp.-Att.-Int.	9-17-2	20-40-0
Total Plays-Total Yards	55-388	83-417
Fumbles-Lost	1-1	1-1
Penalties-Yards	7-39	7-72
Punts-Yards (Avg.)	3-112 (37.3)	3-118 (39.3)
Punt Returns-Yards	2-6	1-(-3)
Kickoff Returns-Yards	3-39	1-16
Interception Returns-Yards	0-0	2-0
Third-Down Conversions (%)	5-9 (55.6)	10-19 (52.6)
Fourth-Down Conversions (%)	0-1 (0.0)	3-3 (100.0)
Time of Possession	24:49	35:11
Sacks By-(Yards Lost)	0-0	0-0

INDIVIDUAL STATISTICS

RUSHING: MAINE - F. Brock (15-86-1); Z. Scott (10-51); T. Banks (8-33); D. Robertson (3-25); J. Gay (2-2); D. Young (2-1); Team (3-(-4)). **WM** - D. Lester (13-112); M. Imoh (7-56); B. Yoder (7-56); D. Wilson (6-33-1); M. Lucas (2-4); J. Mayo (1-4); D. Kendrick (1-2); Z. Burdick (1-(-9)).

PASSING: MAINE - D. Robertson (20-40-0-223-2). **WM** - D. Wilson (8-16-2-133-1).

RECEIVING: MAINE - D. Young (6-81-1); A. Miller (3-41); F. Brock (4-26-1); T. Banks (2-30); S. Bowman (3-35); J. Hennie (2-10). **WM** - Z. Burdick (2-82-1); A. Mague (2-16); D. Lester (2-13); R. Yates (1-15); C. Blackman (1-7); D. Kendrick (1-(-3)).

INTERCEPTIONS: MAINE - A. Otero (1-0); K. Brown (1-0). **WM** - n/a

FUMBLES: MAINE - J. Gay (1-1). **WM** - M. Lucas (1-1).

Record When

Overall Record	0-3
CAA Record	0-1
Overall Home Record	0-1
Overall Road Record	0-2
CAA Home Record	0-1
CAA Road Record	0-0
Day Games	0-1
Night Games (6 p.m. or later)	0-2
Network (TV/Stream) Records	0-3
WVII/WVFX	0-0
ESPN+	0-2
FloFootball	0-1
On Natural Grass	0-0
On Artificial Turf	0-3
Maine Wins Coin Toss	0-1
Maine Loses Coin Toss	0-2
Scoring First	0-1
Opponent Scores First	0-2
Leading at the Half	0-0
Trailing at the Half	0-3
Tied at the Half	0-0
Leading After the Third Quarter	0-0
Trailing After the Third Quarter	0-3
Tied After the Third Quarter	0-0
Overtime Games	0-0
Scoring 20 or less Points	0-3
Scoring 20+ Points	0-0
Scoring 30+ Points	0-0
Scoring 40+ Points	0-0
Allowing 10 or Fewer Points	0-0
Allowing Less than 20 Points	0-1
Allowing 20+ Points	0-0
Allowing 30+ Points	0-1
Allowing 40+ Points	0-1
Rushing for Less than 100 Yards	0-1
Rushing for Over 100 Yards	0-2
Rushing for 200+ Yards	0-0
Rushing for 300+ Yards	0-0
Passing for Less than 200 Yards	0-2
Passing for 200+ Yards	0-1
Passing for 300+ Yards	0-0
Passing for 400+ Yards	0-0
Less than 300 Yards of Total Offense	0-2
300+ Yards of Total Offense	0-1
400+ Yards of Total Offense	0-0
500+ Yards of Total Offense	0-0
Allowing Less than 100 Yards Rushing	0-1
Allowing Less than 300 Yards Total Offense	0-0
Allowing 300+ Yards of Total Offense	0-2
Having a 100-Yard Rusher	0-1
Having Two 100-Yard Rushers	0-0
Opponent has 100-Yard Rusher	0-2
No Turnovers	0-0
Less than 3 Turnovers	0-2
3+ Turnovers	0-1
No Takeaways	0-1
Less than 3 Takeaways	0-1
3 or More Takeaways	0-1
More than 30:00 of Possession	0-1
Less than 30:00 of Possession	0-2

Stats Perform FCS Top-25 (9/18/23)

Through Games SEP. 17, 2023

RANKING	SCHOOL	RECORD	POINTS	PREV
1	South Dakota State (52)	2-1	1,396	1
2	North Dakota State (3)	3-0	1,339	2
3	Montana State	2-1	1,273	3
4	Sacramento State (1)	3-0	1,175	8
5	William & Mary	3-0	1,156	4
6	Holy Cross	2-1	1,090	6
7	Idaho	2-1	1,081	5
8	Furman	2-1	991	7
9	UIW	2-1	903	10
10	Weber State	2-1	861	9
11	New Hampshire	2-1	841	11
12	Southern Illinois	3-0	831	15
13	Montana	3-0	732	12
14	North Dakota	2-1	609	14
15	UC Davis	2-1	583	16
16	Southeast Missouri State	1-2	508	13
17	Rhode Island	2-1	357	21
18	North Carolina Central	2-1	341	17
19	Delaware	2-1	333	22
20	Samford	1-2	280	18
21	Mercer	2-1	270	20
22	Florida A&M	2-1	239	23
23	Western Carolina	2-1	217	NR
24	Youngstown State	2-1	158	25
25	Villanova	2-1	119	24

Others Receiving Votes (schools listed on two or more ballots): UT Martin 96; Southeastern Louisiana 72; Eastern Washington 68; Northern Iowa 57; Central Arkansas 50; Fordham 37; Campbell 33; Abilene Christian 30; UAlbany 19; Tennessee State 11; Gardner-Webb 8; Tarleton State 8; Austin Peay 6; Eastern Illinois 4; Harvard 2; Stephen F. Austin 2

2023 CAA Standings

2023 Football Standings

Print 2023 Football Standings

SCHOOL	CONF	CPCT.	OVERALL	PCT.	STREAK
William & Mary	1-0	1.000	3-0	1.000	W3
Rhode Island	2-0	1.000	2-1	.667	W2
Delaware	1-0	1.000	2-1	.667	W1
Elon	1-0	1.000	1-2	.333	W1
Campbell	1-1	.500	2-1	.667	W2
Monmouth	1-1	.500	1-2	.333	L1
Hampton	0-0	.000	2-1	.667	W1
New Hampshire	0-0	.000	2-1	.667	W1
Villanova	0-0	.000	2-1	.667	L1
Richmond	0-0	.000	1-2	.333	W1
UAlbany	0-0	.000	1-2	.333	L2
Towson	0-1	.000	1-2	.333	W1
Maine	0-1	.000	0-3	.000	L3
N.C. A&T	0-1	.000	0-3	.000	L3
Stony Brook	0-2	.000	0-3	.000	L3

2023 CAA Weekly Awards

Offensive Player of the Week _____ Na'Quari Rogers, So., RB, Campbell
 Defensive Player of the Week _____ Nate Lynn, Sr., DE, William & Mary
 Special Teams Player of the Week _____ Ty Groff, Fr., PK, Rhode Island/Kyle Romanick, Jr., P, Elon
 Rookie of the Week _____ KT Seay, Fr., DB, Delaware

Maine in the CAA Statistical Rankings

Team

▶ SCORING OFFENSE	
13. Maine	12.0
▶ RUSHING OFFENSE	
14. Maine	118.3
▶ SCORING DEFENSE	
11. Maine	30.7
▶ RUSHING DEFENSE	
10. Maine	161.0
▶ PASSING OFFENSE	
11. Maine	172.3
▶ TOTAL OFFENSE	
13. Maine	290.7
▶ PASSING DEFENSE	
11. Maine	239.3
▶ TOTAL DEFENSE	
12. Maine	400.3
▶ KICKOFF RETURNS	
4. Maine	20.8
▶ PUNT RTRN AVG	
11. Maine	0.0
▶ NET PUNTING	
13. Maine	34.4
▶ TURNOVER MARGIN	
11. Maine	-1.0
▶ SACKS BY	
9. Maine	1.3
▶ SACKS AGAINST	
5. Maine	2.0
▶ 3RD DOWN CONVERSION PCT.	
9. Maine	29.7
▶ 3RD DOWN CONVERSION PCT. DEF	
14. Maine	51.2

Individual (Returners)

▶ All Purpose	
10. Tristen Kenan	102.7
▶ Completion percentage	
7. Derek Robertson	58.3
▶ Completions per game	
4. Derek Robertson	20.0
▶ Field Goal percentage	
9. Cody Williams	60.0
▶ Kickoff Returns	
3. Rohan Jones	22.0
4. Trevin Ewing	21.2
▶ Passes Defended Per Game	
8. Damon Matthews	1.0
▶ Passing yards per game	
10. Derek Robertson	172.3
▶ Passing yards per completion	
14. Derek Robertson	8.6
▶ Punting	
2. Aidan Codogan	44.4
▶ Receiving yards per game	
22. Jamie Lamson	36.7
▶ Receptions per game	
9. Jamie Lamson	4.7
25. Joe Gillette	3.0
▶ Rush yards per carry	
12. Tristen Kenan	4.3
▶ Rushing TDs	
4. Tristen Kenan	3
▶ Rushing yards per game	
8. Tristen Kenan	81.0
19. John Gay	46.3
▶ Sacks per game	
16. John Costanza	0.33
16. Izaiah Henderson	0.33
16. Vince Thomas	0.33
16. Xavier Holmes	0.33
▶ Tackles for loss per game	
7. Izaiah Henderson	1.3
▶ Total offense per game	
12. Derek Robertson	152.5
22. Tristen Kenan	80.5
▶ Total Tackles per game	
7. Darius McKenzie	8.7
▶ Yards per reception	
16. Montigo Moss	12.9

2023 Opponents

FIU (3-1)

Last Time Out _____ Defeated UConn, 24-17
 This Week _____ vs. Liberty

North Dakota State (3-0)

Last Time Out _____ Defeated Central Arkansas, 49-31
 This Week _____ vs. South Dakota

Rhode Island* (2-1, 2-0)

Last Time Out _____ Defeated Maine, 34-17
 This Week _____ at Villanova

William & Mary* (3-0, 2-0)

Last Time Out _____ Defeated Charleston Southern, 15-7
 This Week _____ vs. Maine

Stony Brook* (0-3, 0-2)

Last Time Out _____ Lost to Arkansas State, 31-7
 This Week _____ vs. Richmond

Richmond* (1-2, 0-0)

Last Time Out _____ Defeated Delaware State, 38-6
 This Week _____ at Stony Brook

LIU (0-3)

Last Time Out _____ Lost to Baylor, 30-7
 This Week _____ BYE

Campbell* (2-1, 1-1)

Last Time Out _____ Defeated Monmouth, 45-31
 This Week _____ vs. Elon

UAlbany* (1-2, 0-0)

Last Time Out _____ BYE
 This Week _____ at Morgan State

Hampton* (2-1, 0-0)

Last Time Out _____ Defeated Howard, 35-34
 This Week _____ at Richmond

New Hampshire* (2-1, 0-0)

Last Time Out _____ Defeated Dartmouth, 24-7
 This Week _____ at Delaware

*CAA Opponent

2023 Quick Facts

► GENERAL INFORMATION

Full Name of School _____ University of Maine
 Location _____ Orono, Maine 04469
 Enrollment _____ 11,247
 Founded _____ 1865
 Colors ___ Navy Blue (289); Maine "Sky" Blue (292) & White
 Nickname (Mascot) _____ Black Bears (Bananas)
 Stadium _____ Alford Stadium
 Capacity / Year Opened _____ 10,000 / 1998
 Playing Surface _____ FieldTurf
 President _____ Dr. Joan Ferrini-Mundy
 Faculty Athletics Representative _____ Sue Myrden
 Director of Athletics _____ Jude Killy

► 2023 TEAM INFORMATION

Captains _____ Derek Robertson, Kevin Jones, Vince Thomas
 Basic Offense _____ Pro-Style
 Basic Defense _____ Multiple
 Starters Returning (5+) _____ 11 (5 Off./4 Def./2 Spec.)
 Starters Lost _____ 19 (8 Off./8 Def./3 Spec.)
 Lettermen Returning _____ 30
 Lettermen Lost _____ 26
 Newcomers _____ 37

► 2022 SEASON REVIEW

Overall Record _____ 2-9
 CAA Record _____ 2-6
 Conference Finish _____ 11th
 Home Record _____ 1-4
 Road Record _____ 1-5
 Final National Ranking (STATS poll/Coaches poll) ___ nr/nr

► HISTORY

Seasons of Football _____ 131st
 All-Time Record _____ 558-533-38 (49.6%)
 First Year of Football _____ 1892
 First Game _____ 1892 (Colby 12, Maine 0)
 First Win _____ 1895 (Maine 22, Foxcroft Academy 0)
 NCAA FCS Playoff Appearances _____ Eight
 _____ 1987, 1989, 2001, 2002, 2008, 2011, 2013, 2018
 Bowl Games _____ One
 _____ 1965 Tangerine Bowl: East Carolina 31, Maine 0
 Last Postseason Appearance _____ 2018
 Results _____ L, 50-19, at Eastern. Wash (NCAA Semifinals)
 NCAA FCS Playoff Record _____ 4-8
 Bowl Record _____ 0-1
 CAA Football Titles _____ Two (2013, 2018)
 Atlantic 10 Football Titles _____ Two (2001, 2002)
 Yankee Conference Titles _____ Nine
 _____ 1949, 1951, 1952, 1961, 1965, 1974, 1982, 1987, 1989
 First-Team All-Conference Honors _____ 148
 All-Americans _____ 47
 Record at Alford Stadium _____ 76-56 (.615)

Last Time An Individual...

100-Yard Rushing Game	By Maine: Tristen Kenan, 108 yards at FIU (Sept. 2, 2023) By Opponent: Ja'Den McKenzie, 121 yards vs. URI (Sept. 15, 2023)
200-Yard Rushing Game	By Maine: Josh Mack, 248-yards, vs. Rhode Island (10/14/17) By Opponent: Wes Hills, 242-yards at Delaware (Oct. 8, 2016)
Two Players Rushed for 100 Yards	By Maine: Elijah Barnwell, 143 yds vs. UNH / Z. Scott 108 yds vs. UNH (Nov. 19, 2022) By Opponent: Carlos Washington Jr. (101), Dylan Laube (100) at UNH (Nov. 20, 2021)
300-Yard Passing Game	By Maine: Joe Fagnano, 314 yards at Stony Brook (10/22/2022) By Opponent: Reece Udinski, 368 yards vs. Richmond, (10/29/22)
400-Yard Passing Game	By Maine: Joe Fagnano, 445 yards at Liberty (Oct. 19, 2019) By Opponent: Antoine Clarkson, Hofstra, 408 yds. (Nov. 6, 2004)
100-Yard Receiving Game	By Maine: Shawn Bowman, 130 yds at Stony Brook, (Oct. 22, 2022) By Opponent: Kahtero Summers, 130 yards vs. URI (Sept. 15, 2023)
Two 100-Yard Receivers	By Maine: Earnest Edwards (127), Andre Miller (108), Devin Young (106) at Liberty (Oct. 19, 2019) By Opponent: G. Colemann II (120)/T. Pitts (116) vs. Delaware (Sept. 2, 2021)
Returned Kickoff for TD	By Maine: Trevin Ewing, 96 yards vs. Elon (Oct. 9, 2021) By Opponent: D. Lee - 87 yards at Delaware (March 6, 2021)
Returned Punt for TD	By Maine: Micah Wright, 77 yards vs. Rhode Island (10/14/17) By Opponent: Spiffy Evans, 82 yards, Boston College (Sept. 8, 2012)
Interception Return for TD	By Maine: Kahzir 'Buggs' Brown, 39 yds, vs. Monmouth (10/15/22) By Opponent: Jalen Goodman (23 yds) vs. Villanova (Oct. 1, 2022)
Fumble Return for TD	By Maine: Sterling Sheffield (0 yds) at William & Mary (Oct. 20, 2018) By Opponent: Prince Smith (30 yds) at New Hampshire (Nov. 23, 2019)
Punt Block Return for TD	By Maine: Montigo Moss, 4 yards, vs. Delaware (Sept. 2, 2021) By Opponent: Desmond Green 6 yard blocked punt at JMU (Sept. 11, 2021)
Caused a Safety	By Maine: Team (Intentional Grounding penalty) at UAlbany (Nov. 2, 2019) By Opponent: Team vs. Bryant (Sept. 14, 2013)
Blocked a Punt	By Maine: Michael Monios vs. Delaware (Sept. 2, 2021) By Opponent: Desmond Green at JMU (Sept. 11, 2021)
Blocked a Kick	By Maine: Kahzir Brown, FG at UAlbany (Nov. 12, 2022) By Opponent: T. Williams, FG vs. Elon (Oct. 9, 2021)
Caught Multiple TD Passes	By Maine: Andre Miller, 3 TDs at Stony Brook (March 20, 2021) By Opponent: Kahtero Summers, 2 TDs vs. URI (Sept. 15, 2023)
Rushed for Multiple TDs	By Maine: Tristen Kenan, 2 TDs vs. URI (Sept. 15, 2023) By Opponent: Cole Payton & Cam Miller, at NDSU, (Sept. 9, 2023)

Last Time A Team...

Scored 50-Plus Points	By Maine: vs. Jacksonville State, 55 pts, (Dec. 1, 2018) By Opponent: JMU, 55 points, (Sept. 11, 2021)
Scored Less than 10 Points	By Maine: at NDSU, 7 pts, (Sept. 9, 2023) By Opponent: at Richmond, 9 pts, (11/10/18)
Was Shut Out	By Maine: vs. Rhode Island, 41-0, (Nov. 16, 2013) By Opponent: at New Mexico, 41-0, (Sept. 3, 2022)
Defeated a Ranked Opp.	By Maine: Maine 45, #24 Rhode Island 24 (Oct. 30, 2021) By Opponent: Richmond 24, #18 Maine 17 (Oct. 12, 2019)
Defeated a Top 10 Team	By Maine: #12 Maine 23, #3 Weber State 18 By Opponent: #8 Towson 45, #7 Maine 23 (Sept. 14, 2019)
Had 500 Yards of Total Off.	By Maine: vs. UNH, 538 yards (Nov. 19, 2022) By Opponent: vs. Richmond, 517 yards, (Oct. 29, 2022)
Had 300 Yards Passing	By Maine: at Stony Brook, 314 yards, (Oct. 22, 2022) By Opponent: vs. Richmond, 368 yards, (Oct. 29, 2022)
Had 400 Yards Passing	By Maine: at Liberty, 456 yards, (Oct. 19, 2019) By Opponent: Hofstra, 408 yds. (Nov. 6, 2004)
Held Opp. Under 100 Yds. Pass.	By Maine: vs. Colgate, 34-yards (Sept. 10, 2022) By Opponent: at Delaware, 61 yards, (March 6, 2021)
Held Opp. Under 100 Yds. Rush.	By Maine: at FIU, 13 yards, (Sept. 2, 2023) By Opponent: vs. URI, 84 yards, (Sept. 15, 2023)
Held w/o a Touchdown	By Maine: vs. William & Mary, 23-6, (Oct. 28, 2017) By Opponent: at New Mexico, 41-0, (Sept. 3, 2022)

Offensive Honors

- **Derek Robertson** Sr./QB
CAA Rookie of the Week (10/18/21)
- **Tristen Kenan** Fr./RB
CAA Rookie of the Week (9/4/23)
- **Montigo Moss** Jr./WR
Two-time recipient of the 'You Got Moss'd' award presented by his dad, Randy Moss, on ESPN NFL Countdown

Offensive Players to Watch

#13 Derek Robertson (Sr., QB)

2023: Returned to the starting role at QB and went 21-for-43 for 213 yards in the season opener at FIU ... set career highs in both completions (21) and attempts (43) at FIU .. **2022:** Appeared in one game against Albany (11/12). **FALL 2021:** CAA Rookie of the Week ... Appeared in eight games with seven starts and led the team with 1,505 yards (121-238) in the air with 12 touchdowns and only four interceptions ... averaged 188.1 yards/game ... ended the season with a 117.2 quarterback efficiency rating ... Best performance came on the road at Rhode Island (10/30) with 264 yards and four touchdowns. This came on the back of 18 completions, the longest of which was 48 yards ... First on the team in total offense with 1,509 yards (four rush yards).

#81 Montigo Moss (Jr., WR)

2022: Appeared in all 11 games, becoming third on the team in receiving yards with a career-high 413, to go along with a career-best 35 receptions, and led the team with six receiving touchdowns... Ranked tied for sixth in the CAA in receiving touchdowns (6) and tied for 22 in scoring (TDs) with six ... Generated two tackles ... Best performance came against Richmond (10/29) recording five catches for 71 yards and one touchdown.

#25 Tavion Banks (Sr., RB)

2022: Appeared in 10 games registering 86 rushing yards and 40 receiving yards ... Best performance came against Boston College (9/17) earning 34 rushing yards on six carries ... Collected a 29 receiving yard catch against Colgate (9/10).

#82 Cooper Heisey (Gr., TE)

2022: Did not see any action due to injury ... Spent three years at Rutgers where he appeared in four games and was a two-time Academic All-Big Ten selection ... Originally recruited to Rutgers as a quarterback, transitioned to tight end

#88 Rohan Jones (So., TE)

2022: Appeared in all 11 games, rushing for five yards and catching nine passes for 123 yards and two touchdowns ... Best performance came against Albany (11/12) with three catches for 47 yards.

#83 Michael Monios (Jr., WR)

2022: Appeared in all 11 games, averaging 9.1 yards per catch, generating 109 receiving yards ... Best performance came against Richmond (10/29) earning himself 42 yards on five catches.

#22 Tristen Kenan (Fr., RB)

2023: Named CAA Rookie of the Week (9/4/23) ... Rushed for 82 yards and two touchdowns against URI (9/15/23) ... Rushed for 108 yards and a touchdown in his collegiate debut, first true freshman to rush for 100+ since 2018. **BEFORE MAINE:** All-state junior and senior seasons at Dunbar ... All-conference junior and senior years in high school ... registered 20 touchdowns and 2,000 rushing yards his senior year and 25 touchdowns and 1,500 rushing yards his junior year ... registered 211 rush yards in the state championship game his senior year.

#2 Trevin Ewing (So., WR/KR)

2022: Appeared in all 11 games earning 38 receiving yards and led the team with 764 kick returns yards ... averaged 21.2 yards per return ... best performance came against Boston College (9/17) with six kick returns for 168 yards ... Registered 32 receiving yards against Hampton (10/08) ... ranked first in the CAA in kick returns (36) and total kick return yards (764).

#80 Jamie Lamson (Jr., WR)

2023: Matched his career his with six receptions at NDSU. Registered a career-high six receptions for 48 yards at FIU.

#46 John Gay (Gr., RB)

2023: Talled his first career rushing touchdown with a 13 yard score at NDSU. Rushed for a career-high 81 yards at FIU.

#18 Joe Gillette (Gr., WR)

2022: Talled season high six catches for 42 yards vs. URI (9/15/23)

Since 2000

1

Maine has had one Rimington Award winner, awarded to the top center in all of FCS football. Bruce Johnson earned the award in 2015.

4

Maine has won a four conference titles. The Black Bears won the Atlantic 10 title in both the 2001 and 2002 seasons before winning CAA titles in 2013 and 2018.

8

Maine has appeared in the NCAA FCS playoffs eight times. The Black Bears earned a spot in the playoff field in 1987, 1989, 2001, 2002, 2008, 2011, 2013 and 2018 (Final Four).

3

Conference Defensive Player-of-the-Year awards, including Stephen Cooper in 2001 and 2002; and Jovan Belcher in 2008.

4

Stephen Cooper (2001 and 2002), Matt King (2006), Jovan Belcher (2008) and Sterling Sheffield (2018) were finalists for the Buck Buchanan Award, which is presented annually to the nation's most outstanding defensive player at the FCS level.

1

Marcus Williams (TB) finished as a finalist for the Walter Payton Award in 2003, which is presented annually to the nation's most outstanding offensive player at the FCS level.

22

Maine has had 22 All-Americans in the 2000s, including its most recent All-American, Earnest Edwards (2019).

34

Maine has had 33 NFL Draft picks/rookie free agent signings. Maine currently has one former player (Pat Ricard - DL/FB - Ravens) on NFL rosters.

4

Maine has knocked off four FBS foes; a 9-7 win over Mississippi State in 2004, a 24-14 win at UMass in 2013, a 31-28 victory over Western Kentucky in 2018, and a 35-10 win at UMass in 2021.

55

Maine has recorded 55 first-team all-conference honors.

Season Standing Notes

Defensive Honors

- **Kahzir 'Buggs' Brown Jr./DB**
2023 Preseason All-CAA Honorable Mention

Defensive Players to Watch

#1 Kahzir 'Buggs' Brown (Jr., DB)

2023: Preseason All-CAA honorable mention ... posted team-high nine tackles at NDSU. **2022:** Appeared and started in 10 games, registering a career-high 59 tackles with two interceptions and a team-high nine pass breakups ... Tallied six tackles with four pass breakups and blocked a field goal ... Team leading eight stops against Richmond ... Tallied seven stops at Stony Brook ... Took an interception back for a 39-yard touchdown against Monmouth ... Tallied game-high six stops at Hampton ... Made seven stops against Villanova ... Tallied a career-high 11 tackles at Boston College (9/17) ... Recorded an interception at New Mexico ... had six stops against Colgate

#3 Shakur Smalls (Jr., DB)

2023: Made eight stops at NDSU ... Notched his third career interception with a pick at FIU. **2022:** Appeared in nine games, ranked fourth on the team with 48 tackles ... registered a fumble recovery and a pass breakup ... Team leading eight tackles against Richmond ... Team-high eight stops at Stony Brook ... Made season-high seven stops against Villanova.

#8 Robbie Riobe (Sr., DB)

2023: Tallied seven tackles at NDSU. **2022:** Saw action in eight games earning a career-high 38 tackles ... Best performance came against Stony Brook (10/22) recording eight tackles.

#6 Darius McKenzie (So., LB)

2023: Registered a career-high 11 stops, 2.0 for loss, vs. URI (9/15) ... Notched team-high nine stops at NDSU ... Posted a team-high six tackles at FIU. **2022:** Appeared in 10 games, recording 14 tackles, one quarterback hurry, one broken up pass ... He also earned two sacks for 10 yards ... Registered four tackles against Monmouth (10/15) ... Best performance came against Colgate (9/10) where he earned three tackles and one sack for six yards.

CAA POW Nominees

Game	Off.	Def.	Sp. Tms.	Rookie
FIU			C. Williams	T. Kenan
NDSU				

*Bold denotes winning the award

#0 Vince Thomas (Jr., LB)

2023: Tallied his first career sack and added four tackles and a fumble recovery at FIU. **2022:** Appeared in 10 games recording 16 tackles ... earned two unassisted tackles and two assisted tackles against New Mexico (9/03) ... Best performance came against New Hampshire earning five tackles on the day.

#5 Josh Lezin (Gr., DL)

2022: Appeared in nine games registering 21 tackles, seven of those being unassisted ... added two four tackle games once against Hampton (10/8) and Monmouth (10/15).

#11 Christian Thomas (Jr., LB)

2022: Appeared in all 11 games recording 16 tackles ... Best performances came against Boston College (9/17) and Monmouth (10/15) where he earned three tackles each.

Weekly Top 25 Rankings

The following is a weekly breakdown of where the Black Bears stand in the national top 25 polls, based on STATS FCS and the FCS Coaches.

Week	STATS FCS	Coaches
Aug. 28	Not ranked	n/r
Sept. 4	n/r	n/r

#56 Jacob Tuiasosopo (Sr., DL)

2022: Appeared in all 11 games.

#90 Xavier Holmes (So., DL)

2023: Tallied five tackles, 3.0 for loss, with his first career sack against URI (9/15). **2022:** Did not see any action.

#92 Izaiah Henderson (R-Sr., DL)

2023: Tallied seven tackles, 2.0 for loss, vs. URI (9/15) ... In his Maine debut, made five stops with a sack, 2.0 TFLs, and a forced fumble ... **2022:** Redshirt junior at Boston College ... appeared in 10 games ... made 13 tackles, 2.0 for loss ... forced a fumble at Wake Forest ... made a season-high four stops at UConn.

Individual Game Career Highs - Offense

Quarterback	Completions	Attempts	Yards	Touchdowns	Long Comp.
#13 Robertson	21 (2x) vs. URI (9/15/23)	43 at FIU (9/2/23)	283 vs. Elon (10/9/21)	4 at Rhode Island (10/30/21)	55 vs. Elon (10/9/21)

Rushing	Attempts	Yards	Touchdowns	Long Rush
#25 Banks	8 (3x) vs. William & Mary (10/16/21)	34 at Boston College (9/17/22)	--	14 at Rhode Island (11/5/22)
#22 Kenan	24 at FU (9/2/23)	108 at FU (9/2/23)	2 vs. URI (9/15/23)	19 at FU (9/2/23)
#46 Gay	11 at FU (9/2/23)	81 at FU (9/2/23)	1 at NDSU (9/9/23)	24 at FU (9/2/23)
#13 Robertson	6 at FU (9/2/23)	25 vs. William & Mary (10/16/21)	--	16 vs. William & Mary (10/16/21)

Receiving	Receptions	Yards	Touchdowns	Long Reception
#2 Ewing	2 (2x) vs. Villanova (4/3/21)	21 vs. URI (9/15/23)	--	21 vs. URI (9/15/23)
#83 Monios	5 vs. Richmond (10/29/22)	58 vs. Delaware (9/2/21)	1 (2x) vs. Richmond (10/29/22)	28 vs. Delaware (9/2/21)
#81 Moss	6 at Boston College (9/17/22)	62 at UMass (11/13/21)	1 (6x) at UAlbany (11/12/22)	58 at UMass (11/13/21)
#88 Jones	3 at UAlbany (11/12/22)	47 at UAlbany (11/12/22)	1 (2x) vs. UNH (11/19/22)	30 at UAlbany (11/12/22)
#80 Lamson	6 (2x) at NDSU (9/9/23)	48 at FIU (9/2/23)	--	17 at NDSU (9/9/23)
#82 Heisey	3 at FIU (9/2/23)	39 at FIU (9/2/23)	--	21 at FIU (9/2/23)
#22 Kenan	3 (2x) at NDSU (9/9/23)	28 at NDSU (9/9/23)	--	23 at NDSU (9/9/23)
#12 Heald	1 (3x) vs. URI (9/15/23)	13 at FIU (9/2/23)	--	13 at FIU (9/2/23)
#46 Gay	1 (2x) at NDSU (9/9/23)	6 at FIU (9/2/23)	--	6 at FIU (9/2/23)
#18 Gillette	7 at UAlbany (9/21/19)	105 at UAlbany (9/21/19)	1 (2x) vs. Penn (9/25/21)	70 vs. Penn (9/25/21)

Kicking	FG's Made	Long FG	PATs Made
#59 Cody Williams	5 at Northern Arizona (10/26/19)	56 at Northern Colorado (10/19/19)	7 vs. Simon Fraser (9/7/19)

Individual Game Career Highs - Defense

DL/LBs	Tackles	Solo	Assisted	TFLs	Sacks	INTs
#5 Lezin	8 at Northern Illinois (9/25/21)	4 at Northern Illinois (9/25/21)	5 at Delaware (3/6/21)	2.0 vs. Stony Brook (11/6/21)	--	--
#0 V. Thomas	5 vs. UNH (11/19/22)	2 (2x) at New Mexico (9/3/22)	4 vs. UNH (11/19/22)	1.0 (2x) at FIU (9/2/23)	1.0 at FIU (9/2/23)	--
#52 Costanza	6 vs. URI (9/15/23)	1 (4x) vs. URI (9/15/23)	5 vs. URI (9/15/23)	1.0 (2x) vs. URI (9/15/23)	1.0 at FIU (9/2/23)	--
#11 C. Thomas	3 (2x) at NDSU (9/9/23)	2 vs. URI (9/15/23)	3 vs. Monmouth (10/15/22)	--	--	--
#96 Royal	6 vs. Stony Brook (11/6/21)	4 vs. Stony Brook (11/6/21)	2 (2x) at New Mexico (9/3/22)	1.0 at UNH (11/20/21)	1.0 at UNH (11/20/21)	--
#7 Couchman	3 (3x) vs. URI (9/15/23)	3 vs. URI (9/15/23)	2 vs. Monmouth (10/15/22)	1.0 (2x) at NDSU (9/9/23)	--	--
#6 McKenzie	11 vs. URI (9/15/23)	7 (2x) vs. URI (9/15/23)	4 vs. URI (9/15/23)	2.0 vs. URI (9/15/23)	1.0 vs. Colgate (9/10/22)	--
#92 Henderson	7 vs. URI (9/15/23)	4 vs. URI (9/15/23)	4 at NDSU (9/9/23)	2.0 (2x) vs. URI (9/15/23)	1.0 at FIU (9/2/23)	--
#91 Davis	1 (2x) at NDSU (9/9/23)	1 at NDSU (9/9/23)	1 at FIU (9/2/23)	--	--	--
#40 T. Stewart	4 (2x) vs. URI (9/15/23)	2 vs. URI (9/15/23)	3 at FIU (9/2/23)	--	--	--
#90 Holmes	5 vs. URI (9/15/23)	2 vs. URI (9/15/23)	3 (2x) vs. URI (9/15/23)	3.0 vs. URI (9/15/23)	1.0 vs. URI (9/15/23)	--
#56 Tuiasosopo	2 vs. URI (9/15/23)	--	2 vs. URI (9/15/23)	--	--	--
#99 Kalume	1 at NDSU (9/9/23)	1 at NDSU (9/9/23)	--	--	--	--

Individual Game Career Highs - Defense

DBs	Tackles	Solo	Assisted	Break-ups	INTs
#8 Riobe	8 (2x) at Stony Brook (10/22/22)	7 at Stony Brook (3/20/21)	8 vs. UAlbany (3/13/21)	1 vs. URI (9/15/23)	--
#3 Smalls	10 vs. Elon (10/9/21)	6 (3x) at NDSU (9/9/23)	6 vs. Richmond (10/29/22)	1 (7x) at NDSU (9/9/23)	1 (3x) at FIU (9/2/23)
#1 Brown	11 at Boston College (9/17/22)	6 (2x) at UAlbany (11/12/22)	9 at NDSU (9/9/23)	4 at UAlbany (11/12/22)	2 at UNH (11/20/21)
#42 A. Stewart	9 vs. URI (9/15/23)	4 at Rhode Island (11/5/22)	6 vs. URI (9/15/23)	1 (3x) vs. URI (9/15/23)	1 (2x) vs. URI (9/15/23)
#13 Doegan	5 vs. Richmond (10/29/22)	4 at UAlbany (11/12/22)	3 vs. Richmond (10/29/22)	2 at UAlbany (11/12/22)	--
#26 Matthews	4 vs. URI (9/15/23)	2 vs. URI (9/15/23)	2 vs. URI (9/15/23)	2 vs. URI (9/15/23)	--
#23 Kamara	4 at NDSU (9/9/23)	4 at NDSU (9/9/23)	1 at FIU (9/2/23)	--	--
#24 Gethers	4 (3x) vs. The Citadel (3/13/21)	4 vs. The Citadel (3/13/21)	--	3 vs. VMI (3/6/21)	1 at Eastern Kentucky (11/21/21)
#27 Gibson	4 at NDSU (9/9/23)	4 at NDSU (9/9/23)			
#34 Omoregie	5 vs. URI (9/15/23)	4 vs. URI (9/15/23)	1 vs. URI (9/15/23)	1 vs. URI (9/15/23)	--

SEASON										CAREER								
Rushing																		
	gp	att	gain	loss	net	avg	td	lg	avg/g	gp	att	gain	loss	net	avg	td	lg	avg/g
Kenan, Tristen	3	56	249	6	243	4.3	3	19	81.0	3	56	249	6	243	4.3	3	19	81.0
Gay, John	3	22	142	3	139	6.3	1	24	46.3	24	38	171	15	156	4.1	1	24	6.5
Sathler, Symon	1	1	5	0	5	5.0	0	5	5.0	1	1	5	0	5	5.0	0	5	5.0
Mahan, Eli	3	1	4	0	4	4.0	0	4	1.3	5	1	4	0	4	4.0	0	4	0.8
Gillette, Joe	3	1	3	0	3	3.0	0	3	1.0	3	1	3	0	3	3.0	0	3	1.0
Robertson, Dere	3	10	10	49	-39	-3.9	0	6	-13.0	14	30	75	110	-35	-1.2	0	16	-2.5
Total	3	91	413	58	355	3.9	4	24	118.3									
Opponents	3	113	570	87	483	4.3	7	61	161.0									
Passing																		
	gp	effic	comp-att-int	pct	yds	td	lg	avg/g		gp	effic	comp-att-int	pct	yds	td	lg	avg/g	
Robertson, Dere	3	92.65	60-103-4	58.3	517	0	25	172.3		14	110.61	189-350-8	54.0	2078	12	55	148.4	
Harris, Anthony	2	0.00	0-1-0	0.0	0	0	0	0.0		4	0.00	0-1-0	0.0	0	0	0	0.0	
Total	3	91.76	60-104-4	57.7	517	0	25	172.3										
Opponents	3	138.97	50-86-2	58.1	718	4	62	239.3										
Receiving																		
	gp	no.	yds	avg	td	lg	avg/g		gp	no.	yds	avg	td	lg	avg/g			
Lamson, Jamie	3	14	110	7.9	0	17	36.7		33	17	140	8.2	0	17	4.2			
Gillette, Joe	3	9	61	6.8	0	23	20.3		3	9	61	6.8	0	23	20.3			
Kenan, Tristen	3	8	65	8.1	0	23	21.7		3	8	65	8.1	0	23	21.7			
Moss, Montigo	3	7	90	12.9	0	25	30.0		30	52	650	12.5	6	58	21.7			
Heisey, Cooper	3	6	59	9.8	0	21	19.7		3	6	59	9.8	0	21	19.7			
Jones, Rohan	3	4	33	8.2	0	21	11.0		14	13	156	12.0	2	30	11.1			
Monios, Michael	3	4	27	6.8	0	12	9.0		32	40	413	10.3	1	28	12.9			
Heald, Braeden	3	3	28	9.3	0	13	9.3		12	3	28	9.3	0	13	2.3			
Gay, John	3	3	9	3.0	0	6	3.0		24	4	13	3.2	0	6	0.5			
Ewing, Trevin	2	2	35	17.5	0	21	17.5		24	17	129	7.6	0	28	5.4			
Total	3	60	517	8.6	0	25	172.3											
Opponents	3	50	718	14.4	4	62	239.3											
Total Offense																		
	g	plays	rush	pass	total	avg/g		g	plays	rush	pass	total	avg/g					
Robertson, Dere	3	113	-39	517	478	159.3		14	380	-35	2078	2043	145.9					
Kenan, Tristen	3	56	243	0	243	81.0		3	56	243	0	243	81.0					
Gay, John	3	22	139	0	139	46.3		24	38	156	0	156	6.5					
Sathler, Symon	1	1	5	0	5	5.0		1	1	5	0	5	5.0					
Mahan, Eli	3	1	4	0	4	1.3		5	1	4	0	4	0.8					
Gillette, Joe	3	1	3	0	3	1.0		3	1	3	0	3	1.0					
Total	3	195	355	517	872	290.7												
Opponents	3	199	483	718	1201	400.3												
Scoring																		
	td	fg	PAT				PAT				td	fg	PAT					
			kick	rush	rcv	pass	dxp	saf	pts			kick	rush	rcv	pass	dxp	saf	pts
Gay, John	1	-	-	-	-	-	-	-	6	1	-	-	-	-	-	-	-	6
Williams, Cody	-	0-5	3-3	-	-	-	-	-	3	-	6-9	4-4	-	-	-	-	-	22
Total	1	0-5	3-3	-	-	-	-	-	36									
Opponents	5	3-5	11-11	-	-	-	-	-	92									
Punt Returns																		
	no.	yds	avg	td	lg		no.	yds	avg	td	lg							
Total	0	0	0.0	0	0													
Opponents	1	90	90.0	0	41													
Kick Returns																		
	no.	yds	avg	td	lg		no.	yds	avg	td	lg							
Jones, Rohan	7	154	22.0	0	27		7	154	22.0	0	27							
Ewing, Trevin	5	106	21.2	0	26		44	1015	23.1	1	96							
Gay, John	2	31	15.5	0	24		2	31	15.5	0	24							
Total	14	291	20.8	0	27													
Opponents	6	151	25.2	0	41													
Interceptions																		
	no.	yds	avg	td	lg		no.	yds	avg	td	lg							
Stewart, Abdul	1	0	0.0	0	0		2	27	13.5	0	27							
Smalls, Shakur	1	0	0.0	0	0		3	0	0.0	0	0							
Total	2	0	0.0	0	0													
Opponents	4	61	15.2	0	35													

**2023 University of Maine Football
Maine Individual Season/Career Statistics (as of Sep 18, 2023)
All games**

		SEASON					CAREER										
Fumble Returns		no.	yds	avg	td	lg	no.	yds	avg	td	lg						
Total		0	0	0.0	0	0											
Opponents		1	5	5.0	0	5											
All Purpose		g	rush	rcv	pr	kr	ir	total	avg/g	g	rush	rcv	pr	kr	ir	total	avg/g
Kenan, Tristen		3	243	65	0	0	0	308	102.7	3	243	65	0	0	0	308	102.7
Jones, Rohan		3	0	33	0	154	0	187	62.3	14	5	156	0	154	0	315	22.5
Gay, John		3	139	9	0	31	0	179	59.7	24	156	13	-3	31	0	197	8.2
Ewing, Trevin		2	0	35	0	106	0	141	70.5	24	11	129	0	1015	0	1155	48.1
Lamson, Jamie		3	0	110	0	0	0	110	36.7	33	0	140	0	0	0	140	4.2
Moss, Montigo		3	0	90	0	0	0	90	30.0	30	0	650	4	0	0	654	21.8
Gillette, Joe		3	3	61	0	0	0	64	21.3	3	3	61	0	0	0	64	21.3
Heisey, Cooper		3	0	59	0	0	0	59	19.7	3	0	59	0	0	0	59	19.7
Heald, Braeden		3	0	28	0	0	0	28	9.3	12	0	28	0	0	0	28	2.3
Monios, Michael		3	0	27	0	0	0	27	9.0	32	0	413	11	0	0	424	13.2
Sathler, Symon		1	5	0	0	0	0	5	5.0	1	5	0	0	0	0	5	5.0
Mahan, Eli		3	4	0	0	0	0	4	1.3	5	4	0	0	0	0	4	0.8
Robertson, Dere		3	-39	0	0	0	0	-39	-13.0	14	-35	0	0	0	0	-35	-2.5
Total		3	355	517	0	291	0	1163	387.7								
Opponents		3	483	718	90	151	61	1503	501.0								
Field Goals		att	good	long	blkd												
Williams, Cody		5	3	0	0												
Total		5	3	0	0												
Opponents		5	5	40	0												
Punting		no.	yds	avg	lg	blk	no.	yds	avg	lg	blk						
Cadogan, Aidan		14	622	44.4	57	0	14	622	44.4	57	0						
Timms, Bailey		1	24	24.0	24	0	1	24	24.0	24	0						
Total		15	646	43.1	57	0											
Opponents		8	275	34.4	53	0											
Kickoffs		no.	yds	avg	tb	ob	no.	yds	avg	tb	ob						
Bryson, Joey		9	554	61.6	3	0	9	554	61.6	3	0						
Total		9	554	61.6	3	0											
Opponents		19	1146	60.3	3	1											

##	Defensive Leaders	SEASON										CAREER										
		gp	ua	a	total	tfl	sack	int	pbu	fr	ff	blk	gp	ua	a	total	tfl	sack	int	pbu	fr	ff
6	McKenzie, Dariu	3	17	9	26	0.0	.	.	1	.	.	15	25	15	40	0.0	.	.	2	.	.	.
92	Henderson, Izai	3	8	9	17	0.0	.	.	.	1	.	3	8	9	17	0.0	1
1	Brown, Kahzir	3	9	7	16	0.0	.	.	2	.	.	24	59	39	98	0.0	.	5	12	.	.	.
8	Riobe, Robby	3	13	3	16	0.0	.	.	1	.	.	29	72	53	125	0.0	.	.	1	2	.	.
42	Stewart, Abdul	2	5	6	11	0.0	.	1	1	.	.	23	26	19	45	1.0	.	2	3	.	.	.
3	Smalls, Shakur	2	7	3	10	0.0	.	1	2	.	1	28	73	48	121	0.5	.	3	9	.	3	.
11	Thomas, Christi	3	4	6	10	0.0	22	7	23	30	0.0
52	Costanza, John	3	2	7	9	0.0	31	11	26	37	1.0	.	.	1	.	.	.
90	Holmes, Xavier	3	2	7	9	0.0	5	2	7	9	0.0
40	Stewart, Tyshaw	3	3	6	9	0.0	.	.	.	1	.	15	6	7	13	0.0	1
2D	Kamara, Alhaji	3	6	2	8	0.0	3	6	2	8	0.0
26	Matthews, Damon	3	4	3	7	0.0	.	.	3	.	1	3	4	3	7	0.0	.	.	3	.	1	.
0	Thomas, Vince	3	1	5	6	0.0	.	.	1	.	.	31	11	25	36	1.0	.	.	1	.	.	.
3B	Omoregie, Daren	2	4	1	5	0.0	.	.	1	.	.	2	4	1	5	0.0	.	.	1	.	.	.
7	Couchman, Latre	2	4	1	5	1.0	13	8	5	13	1.0	1	.
27	Gibson, Jamaree	3	4	.	4	0.0	3	4	.	4	0.0
5	Lezin, Josh	3	1	3	4	0.0	45	27	74	101	3.5	1	.
56	Tuiasosopo, Jac	2	.	3	3	0.0	15	.	3	3	0.0
38	Hudson, Sherrod	2	1	1	2	0.0	2	1	1	2	0.0
44	Wallace, Raysha	3	2	.	2	0.0	3	2	.	2	0.0
91	Davis, Shymell	2	2	.	2	0.0	3	2	.	2	0.0
80	Lamson, Jamie	3	2	.	2	0.0	33	4	4	8	0.0
4F	Bryson, Joey	3	1	1	2	0.0	3	1	1	2	0.0
12	Heald, Braeden	3	1	.	1	0.0	12	1	.	1	0.0
83	Monios, Michael	3	1	.	1	0.0	32	1	.	1	0.0	1
24	Gethers, Aaron	1	1	.	1	0.0	3	2	.	2	0.0
22	Kenan, Tristen	3	1	.	1	0.0	3	1	.	1	0.0
99	Kalume, Nicolas	3	1	.	1	0.0	3	1	.	1	0.0
54	Cheeks, Zion	2	.	1	1	0.0	2	.	1	1	0.0
28	Wallace, Evan	3	1	.	1	0.0	3	1	.	1	0.0
31	Ganyi, Terrence	3	1	.	1	0.0	7	1	3	4	0.0
	Total	3	109	84	193	1	4	2	12	.	4											
	Opponents	3	101	102	203	4	6	4	12	1	3											

Team NCAA Rankings

Maine - 2023-24 Football Ranking Summary thru games 09/16/2023

Statistic	National Rank	Conference Rank	Value	National Leader	Value	Conference Leader	Value
3rd Down Conversion Pct (122 ranked)	93	9	0.297	Yale	0.625	Rhode Island	0.612
3rd Down Conversion Pct Defense (122 ranked)	106	14	0.512	William & Mary	0.133	William & Mary	0.133
4th Down Conversion Pct (107 ranked)	98	14	0.200	8 teams tied	1.000	Villanova Rhode Island	1.000 1.000
4th Down Conversion Pct Defense (109 ranked)	15	3	0.167	13 teams tied	0.000	Hampton Richmond	0.000 0.000
Blocked Kicks (9 ranked)				Morgan St. New Hampshire	3 3	New Hampshire	3
Blocked Kicks Allowed (121 ranked)	1	1	0	78 teams tied	0	10 teams tied	0
Blocked Punts (3 ranked)				Central Conn. St. Youngstown St.	2 2	Campbell New Hampshire Towson	1 1 1
Blocked Punts Allowed (120 ranked)	1	1	0	101 teams tied	0	13 teams tied	0
Completion Percentage (122 ranked)	66	6	0.577	Richmond	0.762	Richmond	0.762
Defensive TDs (10 ranked)				9 teams tied	2	Delaware Richmond	2 2
Fewest Penalties (122 ranked)	71	10	19	Harvard	3	Delaware	11
Fewest Penalties Per Game (122 ranked)	63	10	6.33	Samford	2.67	Delaware	3.67
Fewest Penalty Yards (122 ranked)	72	8	172	Columbia	20	Delaware	93
Fewest Penalty Yards Per Game (122 ranked)	63	8	57.33	Columbia	20.00	Delaware	31.00
First Downs Defense (122 ranked)	83	10	63	Princeton	9	William & Mary	38
First Downs Offense (122 ranked)	45	7	57	Jackson St.	83	Campbell	78
Fumbles Lost (119 ranked)	65	10	2	17 teams tied	0	Elon William & Mary	0 0
Fumbles Recovered (60 ranked)	11	3	3	SFA	6	Monmouth Richmond	4 4
Kickoff Return Defense (122 ranked)	107	15	25.17	Dartmouth Northern Colo.	0.00 0.00	Richmond	14.40
Kickoff Returns (122 ranked)	46	4	20.79	McNeese	37.33	New Hampshire	27.50
Net Punting (122 ranked)	81	13	34.40	Columbia	45.75	Stony Brook	43.67
Passes Had Intercepted (117 ranked)	95	11	4	15 teams tied	0	Campbell	0
Passes Intercepted (83 ranked)	47	10	2	Eastern Ill.	7	New Hampshire Delaware	5 5
Passing Offense (122 ranked)	84	11	172.3	Brown	355.0	Rhode Island	313.7
Passing Yards Allowed (122 ranked)	79	11	239.3	Dartmouth	67.0	William & Mary	112.0
Passing Yards per Completion (122 ranked)	117	14	8.62	Villanova	18.19	Villanova	18.19
Punt Return Defense (122 ranked)	104	15	15.00	Indiana St.	-8.50	Campbell	-1.00
Punt Returns (122 ranked)	99	11	0.00	Fordham	33.00	New Hampshire	24.83
Red Zone Defense (100 ranked)	33	2	0.769	Montana UIW	0.571 0.571	UAlbany	0.667
Red Zone Offense (120 ranked)	89	13	0.667	23 teams tied	1.000	4 teams tied	1.000
Rushing Defense (122 ranked)	62	10	161.0	Princeton	-15.0	William & Mary	75.7
Rushing Offense (122 ranked)	78	14	118.3	Montana St.	317.7	Hampton	253.7
Sacks Allowed (122 ranked)	55	5	2.00	6 teams tied	0.00	Hampton	1.00
Scoring Defense (122 ranked)	75	11	30.7	Penn	6.0	William & Mary	12.3
Scoring Offense (122 ranked)	106	13	12.0	Montana St.	45.3	Campbell	41.7
Tackles for Loss Allowed (122 ranked)	28	5	4.33	Dartmouth Yale	2.00 2.00	Hampton	3.00
Team Passing Efficiency (122 ranked)	106	13	91.76	Holy Cross	182.97	Campbell	170.64
Team Passing Efficiency Defense (122 ranked)	67	10	138.97	Penn	73.37	New Hampshire	100.08
Team Sacks (114 ranked)	66	9	1.33	Illinois St. Penn	6.00 6.00	UAlbany	4.67
Team Tackles for Loss (122 ranked)	81	11	4.3	Illinois St.	11.0	William & Mary	8.0
Time of Possession (122 ranked)	50	7	30:37	Princeton	43:05	Monmouth	37:56
Total Defense (122 ranked)	70	12	400.3	William & Mary	187.7	William & Mary	187.7
Total Offense (122 ranked)	90	13	290.7	Montana St.	514.3	Rhode Island	458.0
Turnover Margin (122 ranked)	67	11	-0.33	Brown	4.00	New Hampshire	1.67
Turnovers Gained (108 ranked)	31	5	5	Eastern Ill. Morgan St. SFA	10 10 10	Monmouth New Hampshire Richmond	7 7 7
Turnovers Lost (120 ranked)	91	13	6	Brown Cornell North Dakota St.	0 0 0	William & Mary	1
Winning Percentage (90 ranked)	90	13	0.000	11 teams tied	1.000	William & Mary	1.000

Individual NCAA Rankings

Statistic	Player	National Conference			Conference			
		Rank	Rank	Value	Value	Leader	Value	
All Purpose (196 ranked)	Tristen Kenan	55	10	102.67	Dylan Laube, New Hampshire	274.33	Dylan Laube, New Hampshire	274.33
Blocked Kicks (1 ranked)					4 players tied	2	Randall Harris, New Hampshire	2
Combined Kick Returns (199 ranked)	Rohan Jones Trevin Ewing John Gay	28 55 179	6 9 25	154 106 31	Devron Harper, Mercer	300	D'Ago Hunter, Towson	177
Completion Percentage (105 ranked)	Derek Robertson	59	7	0.583	Cam Miller, North Dakota St.	0.794	Kyle Wickersham, Richmond	0.766
Completions Per Game (148 ranked)	Derek Robertson	25	4	20.00	Jake Wilcox, Brown	36.00	Marquez McCray, Monmouth	22.00
Field Goal Percentage (79 ranked)	Cody Williams	54	9	0.600	22 players tied	1.000	Caden Bonoffski, William & Mary	0.875
Field Goals Per Game (85 ranked)	Cody Williams	35	6	1.00	Jackson Kennedy, Cornell	3.00	Caden Bonoffski, William & Mary	2.33
Forced Fumbles (22 ranked)	Latrell Couchman Izaiah Henderson Tyshawn Stewart	22 22 22	3 3 3	0.33 0.33 0.33	5 players tied	1.00	Jaidyn Denis, Elon Marlem Louis, Richmond	0.67 0.67
Fumbles Recovered (12 ranked)	Latrell Couchman Justyn Haynesworth Tristen Kenan	12 12 12	1 1 1	1 1 1	Wyatt Pedigo, North Dakota	3	27 players tied	1
Interceptions Per Game (34 ranked)					Holt Fletcher, Cornell	2.0	5 players tied	0.7
Kickoff Return TDs (1 ranked)					6 players tied	1	Taymon Cooke, N.C. A&T	1
Kickoff Returns (93 ranked)	Rohan Jones Trevin Ewing	32 37	3 4	22.0 21.2	Abraham Williams, Weber St.	39.8	Taymon Cooke, N.C. A&T	34.2
Passes Defended (53 ranked)	Damon Matthews	53	8	1.0	Tyler Geiman, Valparaiso Isaiah Reed, Brown	3.0 3.0	Robert Javier, Towson	2.3
Passing Efficiency (105 ranked)	Derek Robertson	94	13	92.6	Mark Gronowski, South Dakota St.	189.5	Haji-Malik Williams, Campbell	170.6
Passing TDs (38 ranked)					C.J. Montes, Fordham	11	Max Brosmer, New Hampshire	10
Passing Yards (150 ranked)	Derek Robertson	58	10	517	Zach Caizada, UIW	1,000	Kasim Hill, Rhode Island	941
Passing Yards Per Game (150 ranked)	Derek Robertson	68	10	172.3	Jake Wilcox, Brown	355.0	Kasim Hill, Rhode Island	313.7
Passing Yards per Completion (105 ranked)	Derek Robertson	100	14	8.62	Connor Watkins, Villanova	19.10	Connor Watkins, Villanova	19.10
Points Responsible For (131 ranked)	Tristen Kenan	131	21	18	Max Brosmer, New Hampshire Mark Gronowski, South Dakota St. C.J. Montes, Fordham	66 66 66	Max Brosmer, New Hampshire	66
Points Responsible For Per Game (140 ranked)	Tristen Kenan	140	21	6.0	Max Brosmer, New Hampshire Mark Gronowski, South Dakota St. C.J. Montes, Fordham	22.0 22.0 22.0	Max Brosmer, New Hampshire	22.0
Punt Return TDs (1 ranked)					12 players tied	1	Dylan Laube, New Hampshire	1
Punt Returns (41 ranked)					Tucker Large, South Dakota St.	34.8	Dylan Laube, New Hampshire	17.6
Punting (81 ranked)	Aidan Cadogan	12	2	44.4	Aidan Laros, UT Martin	48.1	Tyler Pastula, UAlbany	46.8
Receiving TDs (22 ranked)					Jalen Coker, Holy Cross Dylan Laube, New Hampshire	4 4	Dylan Laube, New Hampshire	4
Receiving Yards (148 ranked)					Brandon Porter, UIW	376	Dylan Laube, New Hampshire	357
Receiving Yards Per Game (199 ranked)	Jamie Lamson	193	22	36.7	Paxton Scott, Dartmouth	153.0	Dylan Laube, New Hampshire	119.0
Receptions Per Game (185 ranked)	Jamie Lamson Joe Gillette	55 185	9 25	4.7 3.0	Paxton Scott, Dartmouth	10.0	Dymere Miller, Monmouth	8.0
Rush Yards Per Carry (118 ranked)	Tristen Kenan	67	12	4.34	ShunDerrick Powell, Central Ark.	11.39	Elijah Burris, Hampton	9.52
Rushing TDs (24 ranked)	Tristen Kenan	24	4	3	Jordan Fuller, Holy Cross	7	Sone Ntoh, Monmouth	6
Rushing Yards (198 ranked)	Tristen Kenan John Gay	32 108	8 19	243 139	Tyvon Edmonds Jr., Merrimack	438	Jaden Shirden, Monmouth	376
Rushing Yards Per Game (199 ranked)	Tristen Kenan John Gay	36 120	8 19	81.0 46.3	Tyvon Edmonds Jr., Merrimack	146.0	Jaden Shirden, Monmouth	125.3
Sacks (139 ranked)	John Costanza Izaiah Henderson Xavier Holmes Vince Thomas	139 139 139 139	16 16 16 16	0.33 0.33 0.33 0.33	Anton Juncaj, UAlbany Bakari Edwards, Princeton	2.00 2.00	Anton Juncaj, UAlbany	2.00
Scoring (180 ranked)	Tristen Kenan Cody Williams	71 180	12 27	6.0 4.0	Jordan Fuller, Holy Cross Dylan Laube, New Hampshire	16.0 16.0	Dylan Laube, New Hampshire	16.0
Solo Tackles (47 ranked)	Darius McKenzie	27	4	5.7	Hayden McDonald, Columbia	12.0	B.J. Turner, N.C. A&T	9.0
Tackles For Loss (79 ranked)	Izaiah Henderson Xavier Holmes	38 79	7 11	1.3 1.0	Anthony Roussos, Columbia	2.5	John Pius, William & Mary	2.3
Total Offense (198 ranked)	Derek Robertson Tristen Kenan	84 145	13 22	159.3 81.0	Jameson Wang, Cornell	378.0	Kasim Hill, Rhode Island	313.7
Total Points Scored (0 ranked)								
Total Tackles (177 ranked)	Darius McKenzie	54	7	8.7	Jacob Dobbs, Holy Cross	17.0	Dylan Kelly, UAlbany Tristan Wheeler, Richmond	12.3 12.3
Total Touchdowns (86 ranked)	Tristen Kenan	34	5	3	Jordan Fuller, Holy Cross Dylan Laube, New Hampshire	8 8	Dylan Laube, New Hampshire	8
Yards per Pass Attempt (105 ranked)	Derek Robertson	95	13	5.02	Jonathan Murphy, Kennesaw St.	10.89	Connor Watkins, Villanova	10.05
Yards per Reception (199 ranked)	Montigo Moss	145	16	12.86	Davon Kiser, Cornell	35.25	Rayjuon Pringle, Villanova	28.62



2023-24 Maine Football
Overall Team Statistics
All games

Team Statistics

	MAINE	OPP
Scoring	36	92
Points per game	12.0	30.7
Points Off Turnovers	10	20
First Downs	57	63
Rushing	20	26
Passing	29	32
Penalty	8	5
Rushing Yardage	355	483
Yards gained rushing	413	570
Yards lost rushing	58	87
Rushing attempts	91	113
Average per rush	3.9	4.3
Average per game	118.3	161.0
TDs Rushing	4	7
Passing Yardage	517	718
Comp-Att-Int	60-104-4	50-86-2
Average per pass	5.0	8.3
Average per catch	8.6	14.4
Average per game	172.3	239.3
TDs Passing	0	4
Total offense	872	1201
Total plays	195	199
Average per play	4.5	6.0
Average per game	290.7	400.3
Kick returns: #-Yards	14-291	6-151
Punt returns: #-Yards	1-0	6-90
Int returns: #-Yards	2-0	4-61
Kick return average	20.8	25.2
Punt return average	0.0	15.0
Int return average	0.0	15.3
Fumbles-Lost	6-2	5-3
Penalties-Yards	19-172	20-194
Average per game	57.3	64.7
Punts-Yards	15-646	7-252
Average per punt	43.1	36.0
Net punt average	34.4	33.1
Kickoffs-Yards	10-554	19-1146
Average per kick	55.4	60.3
Net kick average	32.8	39.9
Time of possession / game	30:37	29:05
3rd-down conversion	11/37	22/43
3rd-down pct	30%	51%
4rd-down conversion	1/5	1/6





2023-24 Maine Football
Overall Team Statistics
All games

	MAINE	OPP
4rd-down pct	20%	17%
Sacks by-Yards	4-28	6-42
Misc Yards	0	0
Touchdowns scored	4	11
Field goals - attempts	3-5	5-5
On-Side kicks	0-0	0-0
Red-zone scores	(6-9) 67%	(10-13) 77%
Red-zone touchdowns	(4-9) 44%	(7-13) 54%
PAT-attempts	(3-3) 100%	(11-11) 100%
2-point conversion-attempts	(0-1) 0%	(0-0) 0%
Attendance	4813	31922
Games / Avg per game	1/4813	2/15961
Neutral site games	-	0/0

Score by Periods

Team	1st	2nd	3rd	4th	OT	TOT
Maine	10	13	6	7	0	36
Opponents	16	38	17	21	0	92



2023-24 Maine Football Combined Team Statistics All games

Team Results

Date	Opponent	Score	Att.
09/02/2023	at FIU	L 12-14	16878
09/09/2023	at North Dakota St.	L 7-44	15044
* 09/15/2023	Rhode Island	L 17-34	4813

Game Records

Record	Overall	Home	Away	Neutral
ALL GAMES	0-3	0-1	0-2	0-0
CONFERENCE	0-1	0-1	0-0	0-0
NON-CONFERENCE	0-2	0-0	0-2	0-0

Rushing

Player	gp	att	gain	loss	net	avg	td	lg	avg/g
Tristen Kenan	3	56	249	6	243	4.3	3	19	81.0
John Gay	3	22	142	3	139	6.3	1	24	46.3
Symon Sathler	1	1	5	0	5	5.0	0	5	5.0
Eli Mahan	3	1	4	0	4	4.0	0	4	1.3
Joe Gillette	3	1	3	0	3	3.0	0	3	1.0
Derek Robertson	3	10	10	49	-39	-3.9	0	6	-13.0
Total	3	91	413	58	355	3.9	4	24	118.3
Opponents	3	113	570	87	483	4.3	7	61	161.0

Passing

Player	gp	effic	comp-att-int	pct	yds	td	lg	avg/g
Derek Robertson	3	92.6	60-103-4	58.3	517	0	25	172.3
Anthony Harris	3	0.0	0-1-0	0.0	0	0	0	0.0
Total	3	91.8	60-104-4	57.7	517	0	25	172.3
Opponents	3	139.0	50-86-2	58.1	718	4	62	239.3

Receiving

Player	gp	no.	yds	avg	td	lg	avg/g
Jamie Lamson	3	14	110	7.9	0	17	36.7
Joe Gillette	3	9	61	6.8	0	23	20.3
Tristen Kenan	3	8	65	8.1	0	23	21.7
Montigo Moss	3	7	90	12.9	0	25	30.0
Cooper Heisey	3	6	59	9.8	0	21	19.7
Michael Monios	3	4	27	6.8	0	12	9.0
Rohan Jones	3	4	33	8.3	0	21	11.0
John Gay	3	3	9	3.0	0	6	3.0
Braeden Heald	3	3	28	9.3	0	13	9.3
Trevin Ewing	3	2	35	17.5	0	21	11.7
Total	3	60	517	8.6	0	25	172.3
Opponents	3	50	718	14.4	4	62	239.3

Team Statistics

	MAINE	OPP
First Downs	57	63
Rushing	20	26
Passing	29	32
Penalty	8	5
Rushing Yardage	355	483
Rushing attempts	91	113
Average per rush	3.9	4.3
Average per game	118.3	161.0
TDs Rushing	4	7
Passing Yardage	517	718
Comp-Att-Int	60-104-4	50-86-2
Average per pass	5.0	8.3
Average per catch	8.6	14.4
Average per game	172.3	239.3
TDs Passing	0	4
Total offense	872	1201
Average per play	4.5	6.0
Average per game	290.7	400.3
Kick returns: #-Yards	14-291	6-151
Punt returns: #-Yards	1-0	6-90
Int returns: #-Yards	2-0	4-61
Fumbles-Lost	6-2	5-3
Penalties-Yards	19-172	20-194
Punts-Avg	15-43.1	7-36.0
Time of possession / game	30:37	29:05
3rd-down conversion	11/37	22/43
4rd-down conversion	1/5	1/6
PAT-attempts	(3-3) 100%	(11-11) 100%
2-point conversion-attempts	(0-1) 0%	(0-0) 0%

Interceptions

Player	no.	yds	avg	td	lg
Shakur Smalls	1	0	0.0	0	0
Abdul Stewart	1	0	0.0	0	0
Total	2	0	0.0	0	0
Opponents	4	61	15.3	0	35



**2023-24 Maine Football
Combined Team Statistics
All games**

Field Goals

Player	fg	pct.	01-19	20-29	30-39	40-49	50-99	lg	blk
Cody Williams	3-5	60.0	0-0	1-1	1-1	1-3	0-0	48	0
Opponents	5-5	100.0	0-0	1-1	1-1	3-3	0-0	47	0

Scoring

Player	td	fg	PAT						pts
			kick	rush	rcv	pass	dxp	saf	
Tristen Kenan	3	-	-	-	-	-	-	-	18
Cody Williams	-	3-5	3-3	-	-	-	-	-	12
John Gay	1	-	-	-	-	-	-	-	6
Total	4	3-5	3-3	0	0	0	0	0	36
Opponents	11	5-5	11-11	0	0	0	0	0	92

Score by Periods

Team	1st	2nd	3rd	4th	OT	TOT
Maine	10	13	6	7	0	36
Opponents	16	38	17	21	0	92

Punting

Player	no.	yds	avg	lg	tb	fc	i20	50+	blk
Aidan Cadogan	14	622	44.4	57	2	3	2	3	0
Bailey Timms	1	24	24.0	24	0	0	1	0	0
Total	15	646	43.1	57	2	3	3	3	0
Opponents	7	252	36.0	53	1	4	2	1	0

Punt Returns

Player	no.	yds	avg	td	lg
Joe Gillette	1	0	0.0	0	0
Total	1	0	0.0	0	0
Opponents	6	90	15.0	0	41

Kick Returns

Player	no.	yds	avg	td	lg
Rohan Jones	7	154	22.0	0	27
Trevin Ewing	5	106	21.2	0	26
John Gay	2	24	12.0	0	24
Total	14	291	20.8	0	27
Opponents	6	151	25.2	0	41

All Purpose

Player	g	rush	rcv	pr	kr	ir	total	avg/g
Tristen Kenan	3	243	65	0	0	0	308	102.7
Rohan Jones	3	0	33	0	154	0	187	62.3
John Gay	3	139	9	0	24	0	172	57.3
Trevin Ewing	3	0	35	0	106	0	141	47.0
Jamie Lamson	3	0	110	0	0	0	110	36.7
Montigo Moss	3	0	90	0	0	0	90	30.0
Joe Gillette	3	3	61	0	0	0	64	21.3
Cooper Heisey	3	0	59	0	0	0	59	19.7
Braeden Heald	3	0	28	0	0	0	28	9.3
Michael Monios	3	0	27	0	0	0	27	9.0
Symon Sathler	1	5	0	0	0	0	5	5.0
Eli Mahan	3	4	0	0	0	0	4	1.3
Derek Robertson	3	-39	0	0	0	0	-39	-13.0
Total	3	355	517	0	291	0	1163	387.7
Opponents	3	483	718	90	151	61	1503	501.0

Total Offense

Player	g	plays	rush	pass	total	avg/g
Derek Robertson	3	113	-39	517	478	159.3
Tristen Kenan	3	56	243	0	243	81.0
John Gay	3	22	139	0	139	46.3
Symon Sathler	1	1	5	0	5	5.0
Eli Mahan	3	1	4	0	4	1.3
Joe Gillette	3	1	3	0	3	1.0
Total	3	195	355	517	872	290.7
Opponents	3	199	483	718	1201	400.3

Team Defense

##	Player	gp	Tackles				no-yds	Pass defense		Fumbles		blkd	
			ua	a	tot	tfl/yds		int-yds	brup	qbh	fr-yds	ff	kick



2023-24 Maine Football
Overall Defense Statistics
All games

Team Defense

##	Player	gp	Tackles				Sacks	Pass defense			Fumbles		blkd	
			ua	a	tot	tfl/yds		no-yds	int-yds	brup	qbh	fr-yds	ff	kick
6	Darius McKenzie	3	17	9	26	2-3	.	.	1	2
92	Izaiah Henderson	3	8	9	17	4-18	1-8	1	.	.
1	Kahzir Brown	3	9	7	16	.	.	.	2
8	Robby Riobe	3	13	3	16	.	.	.	1
42	Abdul Stewart	2	5	6	11	.	.	1-0	1
3	Shakur Smalls	2	7	3	10	.	.	1-0	2	.	.	1	.	.
11	Christian Thomas	3	4	6	10
40	Tyshawn Stewart	3	3	6	9	1	.	.
90	Xavier Holmes	3	2	7	9	3-10	1-6	.	.	1
52	John Costanza	3	2	7	9	2-11	1-9
23	Alhaji Kamara	3	6	2	8
7	Latrell Couchman	3	5	1	6	1-3	1-0	1	.	.
26	Damon Matthews	3	3	3	6	.	.	.	3
0	Vince Thomas	3	1	5	6	1-5	1-5	.	1
34	Daren Omoregie	2	4	1	5	.	.	.	1
5	Josh Lezin	3	1	3	4	1
27	Jamaree Gibson	2	4	.	4
56	Jacob Tuiasosopo	3	.	3	3
80	Jamie Lamson	3	2	.	2
38	Sherrod Hudson	2	1	1	2
45	Joey Bryson	3	1	1	2
44	Rayshad Wallace	3	2	.	2
91	Shymell Davis	2	2	.	2
31	Terrence Ganyi	3	1	.	1
83	Michael Monios	3	1	.	1
99	Nicolas Kalume	3	1	.	1
28	Evan Wallace	3	1	.	1
12	Braeden Heald	3	1	.	1
22	Tristen Kenan	3	1	.	1	1-0	.	.	.
54	Zion Cheeks	2	.	1	1
24	Aaron Gethers	1	1	.	1
97	Justyn Haynesworth	3	1-0	.	.	.
Totals		3	109	84	193	13-50	4-28	2-0	12	4	3-0	4	0	0
Opponents		3	101	102	203	13-52	6-42	4-61	12	8	2-5	3	0	0





**2023-24 Maine Football
Individual Game Highs
All games**

Maine - Individual Game Highs

RUSHES	24	Tristen Kenan at FIU (09/02/2023)
YARDS RUSHING	108	Tristen Kenan at FIU (09/02/2023)
TD RUSHES	2	Tristen Kenan vs Rhode Island (09/15/2023)
LONG RUSH	24	John Gay at FIU (09/02/2023)
PASS ATTEMPTS	43	Derek Robertson at FIU (09/02/2023)
PASS COMPLETIONS	21	Derek Robertson vs Rhode Island (09/15/2023)
	21	Derek Robertson at FIU (09/02/2023)
YARDS PASSING	213	Derek Robertson at FIU (09/02/2023)
TD PASSES	none	
LONG PASS	25	Derek Robertson at FIU (09/02/2023)
RECEPTIONS	6	Joe Gillette vs Rhode Island (09/15/2023)
	6	Jamie Lamson at North Dakota St. (09/09/2023)
	6	Jamie Lamson at FIU (09/02/2023)
YARDS RECEIVING	50	Montigo Moss at FIU (09/02/2023)
TD RECEPTIONS	none	
LONG RECEPTION	25	Montigo Moss at FIU (09/02/2023)
PUNTS	7	Aidan Cadogan vs Rhode Island (09/15/2023)
PUNTING AVG	48.0	Aidan Cadogan vs Rhode Island (09/15/2023)
	48.0	Aidan Cadogan at FIU (09/02/2023)
LONG PUNT	57	Aidan Cadogan vs Rhode Island (09/15/2023)
PUNTS INSIDE 20	1	Aidan Cadogan vs Rhode Island (09/15/2023)
	1	Aidan Cadogan at North Dakota St. (09/09/2023)
	1	Bailey Timms at FIU (09/02/2023)
LONG PUNT RETURN	none	
LONG KICKOFF RETURN	27	Rohan Jones at North Dakota St. (09/09/2023)
TACKLES	11	Darius McKenzie vs Rhode Island (09/15/2023)
SACKS	1	Xavier Holmes vs Rhode Island (09/15/2023)
	1	John Costanza at FIU (09/02/2023)
	1	Vince Thomas at FIU (09/02/2023)
	1	Izaiah Henderson at FIU (09/02/2023)
TACKLES FOR LOSS	3	Xavier Holmes vs Rhode Island (09/15/2023)





2023-24 Maine Football
Team Game Highs
All games

Maine - Game Highs

RUSHES	41	at FIU (09/02/2023)
YARDS RUSHING	165	at FIU (09/02/2023)
YARDS PER RUSH	4.2	at North Dakota St. (09/09/2023)
TD RUSHES	2	Rhode Island (09/15/2023)
PASS ATTEMPTS	44	at FIU (09/02/2023)
PASS COMPLETIONS	21	Rhode Island (09/15/2023)
	21	at FIU (09/02/2023)
YARDS PASSING	213	at FIU (09/02/2023)
YARDS PER PASS	6.0	Rhode Island (09/15/2023)
TD PASSES	0	Rhode Island (09/15/2023)
	0	at North Dakota St. (09/09/2023)
	0	at FIU (09/02/2023)
TOTAL PLAYS	85	at FIU (09/02/2023)
TOTAL OFFENSE	378	at FIU (09/02/2023)
YARDS PER PLAY	4.8	Rhode Island (09/15/2023)
POINTS	17	Rhode Island (09/15/2023)
SACKS BY	3	at FIU (09/02/2023)
FIRST DOWNS	27	at FIU (09/02/2023)
PENALTIES	8	Rhode Island (09/15/2023)
PENALTY YARDS	76	Rhode Island (09/15/2023)
TURNOVERS	4	at North Dakota St. (09/09/2023)
PUNTS	7	Rhode Island (09/15/2023)
PUNTING AVG	48.0	Rhode Island (09/15/2023)
LONG PUNT	57	Rhode Island (09/15/2023)
PUNTS INSIDE 20	1	Rhode Island (09/15/2023)
	1	at North Dakota St. (09/09/2023)
	1	at FIU (09/02/2023)
LONG PUNT RETURN	0	Rhode Island (09/15/2023)
	0	at North Dakota St. (09/09/2023)
	0	at FIU (09/02/2023)





**2023-24 Maine Football
Opponent Match Lows
All games**

Page 1/1
as of Sep 18, 2023

Opponent - Game Lows

RUSHES	24	at FIU (09/02/2023)
YARDS RUSHING	13	at FIU (09/02/2023)
YARDS PER RUSH	0.5	at FIU (09/02/2023)
TD RUSHES	0	at FIU (09/02/2023)
PASS ATTEMPTS	24	at North Dakota St. (09/09/2023)
PASS COMPLETIONS	15	at FIU (09/02/2023)
YARDS PASSING	192	at North Dakota St. (09/09/2023)
YARDS PER PASS	7.3	Rhode Island (09/15/2023)
TD PASSES	0	at North Dakota St. (09/09/2023)
TOTAL PLAYS	54	at FIU (09/02/2023)
TOTAL OFFENSE	305	at FIU (09/02/2023)
YARDS PER PLAY	5.6	at FIU (09/02/2023)
POINTS	14	at FIU (09/02/2023)
SACKS BY	1	at North Dakota St. (09/09/2023)
FIRST DOWNS	13	at FIU (09/02/2023)
PENALTIES	3	Rhode Island (09/15/2023)
PENALTY YARDS	25	Rhode Island (09/15/2023)
INTERCEPTIONS BY	0	at FIU (09/02/2023)
PUNTS	1	Rhode Island (09/15/2023)
	1	at North Dakota St. (09/09/2023)
PUNTING AVG	33.8	at FIU (09/02/2023)
LONG PUNT	39	Rhode Island (09/15/2023)
PUNTS INSIDE 20	0	Rhode Island (09/15/2023)
	0	at North Dakota St. (09/09/2023)
LONG PUNT RETURN	0	at North Dakota St. (09/09/2023)





2023-24 Maine Football
Team Game-by-Game
All games

Date	Opponent	Rushing				Receiving				Passing				Kick Returns				Punt Returns				tot off		
		no.	yds	td	lg	no.	yds	td	lg	cmp	att	int	yds	td	lg	no.	yds	td	lg	no.	yds		td	lg
09/02/2023	at FIU	41	165	1	24	21	213	0	25	21	44	0	213	0	25	1	17	0	17	0	0	0	0	378
09/09/2023	at North Dakota St.	25	106	1	22	18	117	0	23	18	29	3	117	0	23	8	178	0	27	0	0	0	0	223
09/15/2023	Rhode Island	25	84	2	15	21	187	0	23	21	31	1	187	0	23	5	96	0	26	1	0	0	0	271
Maine		91	355	4	24	60	517	0	25	60	104	4	517	0	25	14	291	0	27	1	0	0	0	872
Opponents		113	483	7	61	50	718	4	62	50	86	2	718	4	62	6	151	0	41	6	90	0	41	1201

Maine Averages

Games	Avg/ rush	Avg/ catch	Pass effic	KR avg	PR avg	All purpose avg/game	Total offense avg/game
3	3.9	8.6	91.8	20.8	0.0	387.7	290.7

Date	Opponent	Tackles			Sacks	Fumble	Pass Defense			blkd	PAT attempts			off				
		ua	a	total	tfl-yds	no-yds	ff	fr-yds	int-yds	qbh	brup	kick	kick	rush	rcv	saf	t/o	pts
09/02/2023	at FIU	25	18	43	4.0-29	3-22	3	2-0	1-0	1	3	0	0-0	0	0	0	3	12
09/09/2023	at North Dakota St.	47	26	73	1.0-3	0-0	0	0-0	0-0	3	2	0	1-1	0	0	0	0	7
09/15/2023	Rhode Island	37	40	77	8.0-18	1-6	1	1-0	1-0	0	7	0	2-2	0	0	0	7	17
Maine		109	84	193	13.0-50	4-28	4	3-0	2-0	4	12	0	3-3	0	0	0	10	36
Opponents		101	102	203	13.0-52	6-42	3	2-5	4-61	8	12	0	11-11	0	0	0	20	92

Date	Opponent	Punting								Field Goals			Kickoffs					
		no.	yds	avg	long	blkd	tb	fc	50+	i20	md-att	long	blkd	no.	yds	avg	tb	ob
09/02/2023	at FIU	4	168	42.0	52	0	1	0	1	1	2-3	48	0	4	253	63.3	2	0
09/09/2023	at North Dakota St.	4	142	35.5	43	0	0	2	0	1	0-1	0	0	2	130	65.0	1	0
09/15/2023	Rhode Island	7	336	48.0	57	0	1	1	2	1	1-1	37	0	4	171	42.8	0	0
Maine		15	646	43.1	57	0	2	3	3	3	3-5	48	0	10	554	55.4	3	0
Opponents		7	252	36.0	53	0	1	4	1	2	5-5	47	0	19	1146	60.3	3	1



**2023-24 Maine Football
Opponents Game-by-Game
All games**

Date	Opponent	Rushing				Receiving				Passing				Kick Returns				Punt Returns				tot off		
		no.	yds	td	lg	no.	yds	td	lg	cmp	att	int	yds	td	lg	no.	yds	td	lg	no.	yds		td	lg
09/02/2023	at FIU	24	13	0	17	15	292	2	62	15	30	1	292	2	62	2	44	0	24	2	34	0	34	305
09/09/2023	at North Dakota St.	47	264	5	61	17	192	0	21	17	24	0	192	0	21	1	41	0	41	1	-1	0	0	456
09/15/2023	Rhode Island	42	206	2	17	18	234	2	37	18	32	1	234	2	37	3	66	0	36	3	57	0	41	440
Opponents		113	483	7	61	50	718	4	62	50	86	2	718	4	62	6	151	0	41	6	90	0	41	1201
Maine		91	355	4	24	60	517	0	25	60	104	4	517	0	25	14	291	0	27	1	0	0	0	872

Opponents Averages

Games	Avg/ rush	Avg/ catch	Pass effic	KR avg	PR avg	All purpose avg/game	Total offense avg/game
3	4.3	14.4	139.0	25.2	15.0	501.0	400.3

Date	Opponent	Tackles			Sacks	Fumble	Pass Defense			blkd	PAT attempts			off				
		ua	a	total	tfl-yds	no-yds	ff	fr-yds	int-yds	qbh	brup	kick	kick	rush	rcv	saf	t/o	pts
09/02/2023	at FIU	43	34	77	6.0-24	3-21	2	1-0	0-0	3	7	0	2-2	0	0	0	7	14
09/09/2023	at North Dakota St.	30	28	58	4.0-12	1-7	1	1-5	3-61	5	1	0	5-5	0	0	0	13	44
09/15/2023	Rhode Island	28	40	68	3.0-16	2-14	0	0-0	1-0	0	4	0	4-4	0	0	0	0	34
Opponents		101	102	203	13.0-52	6-42	3	2-5	4-61	8	12	0	11-11	0	0	0	20	92
Maine		109	84	193	13.0-50	4-28	4	3-0	2-0	4	12	0	3-3	0	0	0	10	36

Date	Opponent	Punting								Field Goals			Kickoffs					
		no.	yds	avg	long	blkd	tb	fc	50+	i20	md-att	long	blkd	no.	yds	avg	tb	ob
09/02/2023	at FIU	5	169	33.8	53	0	0	3	1	2	0-0	0	0	3	193	64.3	2	0
09/09/2023	at North Dakota St.	1	44	44.0	44	0	0	1	0	0	3-3	40	0	9	553	61.4	0	1
09/15/2023	Rhode Island	1	39	39.0	39	0	1	0	0	0	2-2	47	0	7	400	57.1	1	0
Opponents		7	252	36.0	53	0	1	4	1	2	5-5	47	0	19	1146	60.3	3	1
Maine		15	646	43.1	57	0	2	3	3	3	3-5	48	0	10	554	55.4	3	0



**2023-24 Maine Football
Team Game-by-Game Comparison
All games**

Opponent	Score	First Downs			Pen	Rushing Number-Yards	Passing		Total Offense Plays-Yards	Return Yards	Turn- Overs
		Total	Rush	Pass			Comp-Att.-Int	Yards			
FIU	12-14	27 / 13	8 / 3	14 / 9	5 / 1	41-165 / 24-13	21-44-0 / 15-30-1	213 / 292	85-378 / 54-305	17 / 78	1 / 3
North Dakota St.	7-44	13 / 25	5 / 10	6 / 13	2 / 2	25-106 / 47-264	18-29-3 / 17-24-0	117 / 192	54-223 / 71-456	178 / 106	4 / 0
Rhode Island	17-34	17 / 25	7 / 13	9 / 10	1 / 2	25-84 / 42-206	21-31-1 / 18-32-1	187 / 234	56-271 / 74-440	96 / 123	1 / 2
Totals	36-92	57 / 63	20 / 26	29 / 32	8 / 5	91-355 / 113-483	60-104-4 / 50-86-2	517 / 718	195-872 / 199-1201	291 / 307	6 / 5

Opponents	3rd Down Conversion	4th Down Conversion	Time of Possession	TOP Margin	Avg Yds/Rush	Avg Yds/Pass	Avg Yds/Play	Punting Number-Avg	Penalties Number-Yards	Sacks
North Dakota St.	3-11 / 6-13	0-2 / 1-3	25:00 / 35:00	-10:00	4.2 / 5.6	4.0 / 8.0	4.1 / 6.4	4-35.5 / 1-44.0	6-46.0 / 9-90.0	0 / 1
Rhode Island	3-11 / 13-18	0-0 / 0-0	27:46 / 32:14	-04:28	3.4 / 4.9	6.0 / 7.3	4.8 / 5.9	7-48.0 / 1-39.0	8-76.0 / 3-25.0	1 / 2
Totals	11-37 / 22-43	1-5 / 1-6	91:51 / 87:14	04:37	3.9 / 4.3	5.0 / 8.3	4.5 / 6.0	15-43.1 / 7-36.0	19-172.0 / 20-194.0	4 / 6

Note: Game totals are displayed in the format TEAM/OPPONENT for each category

Maine Inside Opponent Red-Zone

Date	Opponent	Score	Times	Times	Total	Failed to score inside RZ									
			In RZ	Scored	Pts	TDs	TDs	TDs	FGs Made	FGA	Down	Int	Fumb	Half	Game
09/02/2023	at FIU	L 12-14	4	2	9	1	1	0	1	1	1	0	1	0	0
09/09/2023	at North Dakota St.	L 7-44	1	1	7	1	1	0	0	0	0	0	0	0	0
09/15/2023	Rhode Island	L 17-34	4	3	17	2	2	0	1	1	0	1	0	0	0
Totals 6 of 9 (66.7%)			9	6	33	4	4	0	2	2	1	1	1	0	0

Opponents Inside Maine Red-Zone

Date	Opponent	Score	Times	Times	Total	Failed to score inside RZ									
			In RZ	Scored	Pts	TDs	TDs	TDs	FGs Made	FGA	Down	Int	Fumb	Half	Game
09/02/2023	FIU	L 12-14	2	1	7	1	0	1	0	0	0	0	1	0	0
09/09/2023	North Dakota St.	L 7-44	8	7	37	4	4	0	3	3	1	0	0	0	0
09/15/2023	Rhode Island	L 17-34	3	2	14	2	2	0	0	0	0	0	0	0	1
Totals 10 of 13 (76.9%)			13	10	58	7	6	1	3	3	1	0	1	0	1

3rd-Down Conversions

Date	Opponent	Score	Overall	1st Qtr	2nd Qtr	3rd Qtr	4th Qtr	Overtime
09/02/2023	at FIU	L 12-14	5-15 33.3	1-3 33.3	1-5 20.0	2-3 66.7	1-4 25.0	0-0 0.0
09/09/2023	at North Dakota St.	L 7-44	3-11 27.3	1-5 20.0	1-3 33.3	0-1 0.0	1-2 50.0	0-0 0.0
09/15/2023	Rhode Island	L 17-34	3-11 27.3	1-2 50.0	1-5 20.0	0-3 0.0	1-1 100.0	0-0 0.0
Maine			11-37 29.7	3-10 30.0	3-13 23.1	2-7 28.6	3-7 42.9	0-0 0.0
Opponents			22-43 51.2	4-12 33.3	6-10 60.0	7-14 50.0	5-7 71.4	0-0 0.0

4th-Down Conversions

Date	Opponent	Score	Overall	1st Qtr	2nd Qtr	3rd Qtr	4th Qtr	Overtime
09/02/2023	at FIU	L 12-14	1-3 33.3	0-0 0.0	0-0 0.0	0-1 0.0	1-2 50.0	0-0 0.0
09/09/2023	at North Dakota St.	L 7-44	0-2 0.0	0-0 0.0	0-0 0.0	0-1 0.0	0-1 0.0	0-0 0.0
09/15/2023	Rhode Island	L 17-34	0-0 0.0	0-0 0.0	0-0 0.0	0-0 0.0	0-0 0.0	0-0 0.0
Maine			1-5 20.0	0-0 0.0	0-0 0.0	0-2 0.0	1-3 33.3	0-0 0.0
Opponents			1-6 16.7	0-2 0.0	0-1 0.0	1-2 50.0	0-1 0.0	0-0 0.0

Time of Possession

Date	Opponent	Score	Overall	1st Qtr	2nd Qtr	3rd Qtr	4th Qtr	Overtime
09/02/2023	at FIU	L 12-14	39:05	04:58	11:53	10:04	12:10	00:00
09/09/2023	at North Dakota St.	L 7-44	25:00	08:47	04:46	01:51	09:36	00:00
09/15/2023	Rhode Island	L 17-34	27:46	08:45	09:12	05:59	03:50	00:00
Maine			Total 91:51	22:30	25:51	17:54	25:36	00:00
			Avg. 30:37	07:30	08:37	05:58	08:32	00:00
Opponents			Total 87:14	17:38	24:01	24:15	21:20	00:00
			Avg. 29:05	05:53	08:00	08:05	07:07	00:00

Rushing

Player	No-Yds/TD	FIU	NDSU	URI
Tristen Kenan	56-243/3	24-108/1	14-53/0	18-82/2
John Gay	22-139/1	11-81/0	8-49/1	3-9/0
Derek Robertson	10--39/0	6--24/0	2--1/0	2--14/0
Symon Sathler	1-5/0	DNP	1-5/0	DNP
Eli Mahan	1-4/0	-	-	1-4/0
Joe Gillette	1-3/0	-	-	1-3/0

Receiving

Player	No-Yds/TD	FIU	NDSU	URI
Jamie Lamson	14-110/0	6-48/0	6-42/0	2-20/0
Joe Gillette	9-61/0	-	3-19/0	6-42/0
Tristen Kenan	8-65/0	3-26/0	3-28/0	2-11/0
Montigo Moss	7-90/0	3-50/0	2-10/0	2-30/0
Cooper Heisey	6-59/0	3-39/0	1-3/0	2-17/0
Rohan Jones	4-33/0	1-3/0	1-6/0	2-24/0
Michael Monios	4-27/0	2-14/0	-	2-13/0
Braeden Heald	3-28/0	1-13/0	1-6/0	1-9/0
John Gay	3-9/0	1-6/0	1-3/0	1-0/0
Trevin Ewing	2-35/0	1-14/0	-	1-21/0



2023-24 Maine Football Passing Game-by-Game All games



Page 1/1
as of Sep 18, 2023

#13 Derek Robertson	Comp	Att	Int	Pct	Yards	TD	Long	Sacked	Effic.
FIU	21	43	0	48.8	213	0	25	3-21	90.4
North Dakota St.	18	29	3	62.1	117	0	23	1-7	75.3
Rhode Island	21	31	1	67.7	187	0	23	2-14	112.0
Totals	60	103	4	58.3	517	0	25	6-42	92.6

#14 Anthony Harris	Comp	Att	Int	Pct	Yards	TD	Long	Sacked	Effic.
FIU	0	1	0	0.0	0	0	0	0-0	0.0
Totals	0	1	0	0.0	0	0	0	0-0	0.0

2023 Box Scores

Maine at FIU (9/2/23)

	Maine _____	12				
	FIU _____	14				
Sept. 2, 2023 // FIU Stadium (16,878)						
	1	2	3	4	OT	F
Maine	3	3	6	0		12
FIU	7	7	0	0		14

FIRST QUARTER

FIU - K. Mitchell 19 yd pass from K. Jenkins (L. Matias kick); 8 plays, 75 yds, TOP 2:55

ME - C. Williams 48 yd field goal; 5 plays, 28 yds, TOP 1:49

SECOND QUARTER

ME - C. Williams 28 yd field goal; 6 plays, 27 yds, TOP 1:59

FIU - K. Mitchell 62 yd pass from K. Jenkins (L. Matias kick); 3 plays, 69 yds, TOP 00:16

THIRD QUARTER

ME - T. Kenan 5 yd run (2-pt conversion, no good); 12 plays, 81 yds, TOP 5:48

TEAM STATISTICS

Category	MAINE	FIU
First Downs	27	14
Rushing Yards (Net)	165	13
Passing Yards (Net)	213	292
Comp.-Att.-Int.	21-44-0	15-30-1
Total Plays-Total Yards	85-378	54-305
Fumbles-Lost	3-1	3-2
Penalties-Yards	5-50	8-79
Punts-Yards (Avg.)	4-168 (42.0)	5-169 (33.8)
Punt Returns-Yards	0-0	2-34
Kickoff Returns-Yards	1-17	2-44
Interception Returns-Yards	1-0	0-0
Third-Down Conversions (%)	5-16 (31.3)	3-12 (25.0)
Fourth-Down Conversions (%)	1-3 (33.3)	0-3 (0.0)
Time of Possession	37:35	21:30
Sacks By-(Yards Lost)	3-22	3-21

INDIVIDUAL STATISTICS

RUSHING: MAINE - T. Kenan (24-108-1); J. Gay (11-81); D. Robertson (6-(-24)). **FIU** - S. Lawrence (7-26); A. Patterson (5-16); K. Jenkins (8-7); J. Bock II (1-(-7)); Team (3-(-29)).



PASSING: MAINE - D. Robertson (21-43-213-0-0); A. Harris (0-1-0-0-0). **FIU** - K. Jenkins (15-30-292-2-1).

RECEIVING: MAINE - M. Moss (3-50); J. Lamson (6-48); C. Heisey (3-39); T. Kenan (3-26); T. Ewing (1-14); M. Monios (2-14); B. Heald (1-13); J. Gay (1-6); R. Jones (1-3). **FIU** - K. Mitchell (9-201-2); D. Patterson (5-86); J. Bracey (1-5).

INTERCEPTIONS: MAINE - S. Smalls (1-0). **FIU** - None.

FUMBLES: MAINE - T. Kenan (2-1); D. Robertson (1-0). **FIU** - K. Mitchell (1-0); D. Patterson (1-1); J. Bock II (1-1).

Maine at NDSU (9/9/23)

	Maine _____	7				
	#2 NDSU _____	44				
Sept. 9, 2023 // Fargodome (15,044)						
	1	2	3	4	OT	F
Maine	0	0	0	7		7
NDSU	6	10	14	14		44

FIRST QUARTER

NDSU - G. Crosa 27 yd field goal; 4 plays, 5 yds, TOP 2:00

NDSU - G. Crosa 40 yd field goal; 5 plays, 1 yd, TOP 1:51

SECOND QUARTER

NDSU - G. Crosa 31 yd field goal; 11 plays, 40 yds, TOP 5:09

NDSU - C. Miller 2 yd run (G. Crosa kick); 6 plays, 48 yds, TOP 1:37

THIRD QUARTER

NDSU - C. Miller 2 yd run (G. Crosa kick); 6 plays, 48 yds, TOP 1:37

NDSU - C. Miller 1 yd run (G. Crosa kick); 12 plays, 75 yds, TOP 6:38

FOURTH QUARTER

NDSU - C. Payton 61 yd run (G. Crosa kick); 2 plays, 59 yds, TOP 00:52

ME - J. Gay 13 yd run (C. Williams kick); 12 plays, 89 yds, TOP 6:43

NDSU - O. Johnson 1 yd run (G. Crosa kick); 9 plays, 59 yds, TOP 5:37

TEAM STATISTICS

Category	MAINE	NDSU
First Downs	13	25
Rushing Yards (Net)	106	264
Passing Yards (Net)	117	192
Comp.-Att.-Int.	18-29-3	17-24-0
Total Plays-Total Yards	54-223	71-456
Fumbles-Lost	1-1	1-0
Penalties-Yards	6-46	9-90
Punts-Yards (Avg.)	4-142 (35.5)	1-44 (44.0)
Punt Returns-Yards	0-0	1-(-1)
Kickoff Returns-Yards	8-178	1-41
Interception Returns-Yards	0-0	3-61
Third-Down Conversions (%)	3-11 (27.3%)	6-13 (46.2%)
Fourth-Down Conversions (%)	0-2 (0.0%)	1-3 (33.3%)
Time of Possession	25:00	35:00
Sacks By-(Yards Lost)	0-0	1-7

INDIVIDUAL STATISTICS

RUSHING: MAINE - T. Kenan (14-53); J. Gay (8-51-1); S. Sathler (1-5); D. Robertson (2-(-1)). **NDSU** - C. Payton (8-102-2); C. Miller (15-68-2); B. Kpeenu (6-36); TK Marshal (6-25); T. Williams (5-15); R. Nelson (2-14); O. Johnson (2-4-1); K. Steindorf (1-3); E. Green (1-1); Team (1-(-4)).

PASSING: MAINE - D. Robertson (18-29-117-0-3). **NDSU** - C. Miller (14-19-152); C. Payton (3-5-40).

RECEIVING: MAINE - J. Lamson (6-42); T. Kenan (3-28); J. Gillette (3-19); M. Moss (2-10); B. Heald (1-6); R. Jones (1-6); J. Gay (1-3); C. Heisey (1-3). **NDSU** - Z. Mathis (4-62); J. Stoffel (3-34); E. Green (2-28); J. Lippe (2-17); R. Nelson (2-15); C. Harris (1-12); O. Johnson (1-9); F. Diggins (1-8); B. Lance (1-7).

INTERCEPTIONS: MAINE - None. **FIU** - C. Wisniewski (2-26); L. Kopp (1-35).

FUMBLES: MAINE - R. Jones (1-1). **NDSU** - None.

Maine at Rhode Island (9/15/23)



#21 Rhode Island _____ 34
Maine _____ 17



Sept. 15, 2023 // Alford Stadium (4,813)

	1	2	3	4	OT	F
#21 URI	3	21	3	7		34
Maine	7	10	0	0		17

FIRST QUARTER

ME - T. Kenan 2 yd run (C. Williams kick); 12 plays, 75 yds, TOP 6:45

URI - T. Groff 47 yd field goal; 10 plays, 44 yds, TOP 3:30

SECOND QUARTER

URI - K. Summers 35 yd pass from K. Hill (T. Groff kick); 2 plays, 34 yds, TOP 1:00

ME - T. Kenan 15 yd run (C. Williams kick); 3 plays, 36 yds, TOP 1:25

URI - J. McKenzie 17 yd run (T. Groff kick); 8 plays, 56 yds, TOP 3:19

ME - C. Williams 37 yd field goal; 10 plays, 63 yds, TOP 2:21

THIRD QUARTER

URI - T. Groff 42 yd field goal; 10 plays, 26 yds, TOP 3:55

FOURTH QUARTER

URI - G. Sloat 10 yd run (T. Groff kick) 12 plays, 89 yds, TOP 5:48

TEAM STATISTICS

Category	URI	MAINE
First Downs	25	17
Rushing Yards (Net)	206	84
Passing Yards (Net)	234	187
Comp.-Att.-Int.	18-32-1	21-31-1
Total Plays-Total Yards	74-440	56-271
Fumbles-Lost	1-1	2-0
Penalties-Yards	3-25	8-76
Punts-Yards (Avg.)	2-62 (31.0)	7-336 (48.0)
Punt Returns-Yards	3-57	1-0
Kickoff Returns-Yards	3-66	5-96
Interception Returns-Yards	1-0	1-0
Third-Down Conversions (%)	13-18 (72.2%)	3-11 (27.3%)
Fourth-Down Conversions (%)	0-0 (0.0%)	0-0 (0.0%)
Time of Possession	32:14	27:46
Sacks By-(Yards Lost)	2-14	1-6

INDIVIDUAL STATISTICS

RUSHING: MAINE - T. Kenan (18-84-2); J. Gay (3-9); E. Mahan (1-4); J. Gillette (1-3); D. Robertson (2-(-14)). **URI** - J. McKenzie (17-121-1); G. Sloat (11-56-1); D. Silas (3-18); K. Hill (5-7); J. Griffin (4-7); Team (1-(-1)); D. Farrell (1-(-2)).

PASSING: MAINE - D. Robertson (21-31-187-0-1). **URI** - K. Hill (18-32-234-2-1).

RECEIVING: MAINE - J. Gillette (6-42); M. Moss (2-30); R. Jones (2-24); T. Ewing (1-21); J. Lamson (2-20); C. Heisey (2-17); M. Monios (2-13); T. Kenan (2-11); B. Heald (1-9). **URI** - K. Summers (6-130-1); J. McKenzie (1-31); B. Roark (2-17); J. Griffin (2-16); J. Erby (3-11); D. Savedge (2-11); M. Buchanan (1-11); G. Sloat (1-7).

INTERCEPTIONS: MAINE - A. Stewart (1-0). **URI** - F. Mallay (1-0).

FUMBLES: MAINE - None. **URI** - D. Silas (1-1)