

2016 Maine Baseball

MAINE



MAINE™

2016 BASEBALL RECORD BOOK



In complying with the letter and spirit of applicable laws and in pursuing its own goals of diversity, the University of Maine shall not discriminate on the grounds of race, color, religion, sex, sexual orientation, including transgender status or gender expression, national origin, citizenship status, age, disability, or veterans status in employment, education, and all other areas of the University System. The University provides reasonable accommodations to qualified individuals upon request.

Questions and complaints about discrimination in any area of the University should be directed to: Director of Equal Opportunity, the

Credits: The 2016 University of Maine Baseball Media Guide is a publication of the University of Maine Athletic Media Relations Office. Editor: Shawn Berry. Photography: Courtesy the University of Maine Department of Creative Services, Photographic Services; photographers – Peter Buehner, William Drake, Michael York, Sarah Nichols, Brian Jenkins, Tim Boyd, Robert O'Rourke and Laura Reed. Layout and Design: By Shawn Berry.

General Information

School: The University of Maine
Location: Orono, Maine 04469
Founded: 1865
Enrollment: 11,247
Nickname: Black Bears
Colors: Blue (PMS 289 and 292) and White
Affiliation: NCAA Division I
Conference: America East
Facility: Mahaney Diamond (cap. 4,400/field turf)
President: Dr. Susan Hunter
Athletic Director: Karlton Creech (North Carolina State Univ. '95)
Athletic Dept. Telephone: (207) 581-1052
Senior Associate Director of Athletics: Jack Cosgrove
Senior Associate Director of Athletics: Lynn Coutts
Assoc. AD for Development: Seth Woodcock
Associate AD for Operations: Will Biberstein
Assistant AD for Community Engagement: Tyson McHatten
Director of Academic Support (baseball): Ann Maxim
Sports Performance Coach: Jon Lynch
Baseball Trainer: Ben Randall

History

First Year of Baseball: 1881
Program Record: 1913-1515-17
College World Series Appearances: 7 (1964, '76, '81, '82, '83, '84, '86)
NCAA Tournaments: 16 (1964, '75, '76, '80, '81, '82, '83, '84, '86, '90, '91, '93, '02, '05, '06, '11)
Last Post-Season Game: May 22, 2015
Result: Hartford 11, Maine 2 (America East Tournament)

Media Relations Information

Shawn Berry / Baseball Contact
 E-mail: shawn.w.berry@maine.edu
 Office Phone: 207.581.1458
 Cell Phone: 207.478.4256
Assistant AD for Community Engagement: Tyson McHatten
 Office Phone: 207.581.3596
Athletic Media Relations FAX Number: (207) 581-3297
Mahaney Diamond Press Row Phone: (207) 581-1049
Web Site: www.GoBlackBears.com
Mailing Address: University of Maine
 Athletic Media Relations
 5747 Memorial Gym
 Orono, ME 04469-5747

Contents

The University of Maine
 Table of Contents..... 2
 Black Bear Facts 3
 The University of Maine4-8
 Black Bear Athletics9-11
 Mahaney Diamond Facilities.....12-13

The Coaching Staff
 Head Coach Steve Trimper14-15
 Asst. Coach Nick Derba 16
 Asst. Coach Conor Burke..... 17

The Black Bears
 2016 Rosters 18
 2016 Returning Player Profiles19-26
 2016 New Player Profiles27-28
 2015 Baseball Statistics29-30

Miscellaneous
 Maine Team & Individual Records31-34
 Maine's Leading Hitters 35
 Maine Year-by-Year Records..... 36
 Baseball at Maine37-40
 Honored Black Bears41-43
 America East Conference..... 44
 Maine All-Time vs. Opponents..... 45
 Maine Year-by-Year Results46-52
 America East Opponents53-54
 Former Black Bears in the Pros..... 55

MEDIA INFORMATION

The University of Maine Athletic Media Relations Office extends a cordial welcome to all working media covering home games. We appreciate the coverage you give us, and we will do everything possible to assist you in your game duties. In order to create the best possible situation, please observe the following:

CREDENTIALS:

All credential requests should be directed to Shawn Berry, Assistant Manager for Community Engagement, 5747 Memorial Gym, University of Maine, Orono, ME 04469-5747, or by phone at (207) 581-4158.

Credentials can be picked up at the will-call booth at the main entrance of Mahaney Diamond. The University of Maine Athletic Media Relations Office reserves the right to refuse a credential, or access to coaches or players, to any party it deems not a bona fide media entity.

Visiting radio stations that require a phone line must contact the UMaine Athletic Media Relations Office.

PHOTOGRAPHY:

Photographers (both still and video) are permitted to shoot from behind the fence inside Mahaney Diamond, or from the balcony of the Mahaney Clubhouse. Photography from anywhere inside the fences (including the dugouts) is not permitted.

INTERVIEWS:

All requests for interviews, either in person or via phone, must be made through Shawn Berry 207-581-4158.

There will be no player interviews on game-day prior to post-game interviews, with one exception: the starting pitcher from the first game of a doubleheader will be available between games. Post-game interviews will be conducted 10 minutes after the game, outside the locker room.

PRESS SERVICES:

A phone line for filing stories and fax service is available on a first-come, first-served basis. Rosters, game notes and statistics will be provided prior to the game. Box scores and a play-by-play are available 10 minutes after completion of the contest. There is no reserved press parking area.

PRESS BOX:

The Press Box phone number at Mahaney Diamond is (207) 581-1049.

Black Bears on the Air in 2016

Select Maine games will be broadcast live by “The Black Bear Sports Network, 1400 WWNZ. Maine’s student radio station, WMEB-FM, 91.9 in Orono, Maine will also broadcast selected home games.

Jim Churchill returns for his 16th season as play-by-play voice of the Black Bears. Churchill has called some of the most memorial moments in Black Bear baseball the past few years, including three of America East Championships and eight NCAA Regional games.



Log onto www.GoBlackBears.com to hear the action live.





UMaine at a glance

The University of Maine, founded in Orono in 1865, is the state's premier public university. It is among the most comprehensive higher education institutions in the Northeast attracting students from 44 states and more than 67 countries. It currently enrolls 10,900 undergraduate and graduate students who can directly participate in groundbreaking research working with world-class scholars. The University of Maine offers doctoral degrees in 35 fields, representing the humanities, sciences, engineering and education; master's degrees in nearly 70 disciplines; 90 undergraduate majors and academic programs; and one of the oldest and most prestigious honors programs in the U.S. The university promotes environmental stewardship on its campus, with substantial efforts aimed at conserving energy, recycling and adhering to green building standards in new construction.

What's in a name? Everything!

To aid members of the media reporting on the University of Maine, we offer this abbreviated style guide. Our goal is to increase consistent, accurate editorial and visual representation of UMaine, and to answer the most-asked questions from reporters and editors about the University of Maine identity.

To put it simply, we are the
University of Maine
(There is only one)

Acceptable second reference:
UMaine

Unacceptable variants:

UM

UMO

University of Maine at Orono

UME

UMaine-Orono

Our Division I teams are the Maine Black Bears

UMaine is Maine's only flagship university. It is part of the seven-campus University of Maine System.

The University of Maine is located in Orono, Maine. It was founded in 1865 as the state's land grant university. That means it has a statewide mission and a presence in every county in Maine.

University of Maine Division of Marketing and Communications
207.581.3743



University of Maine President Susan Hunter

Susan J. Hunter was named President of the University of Maine, effective July 7, 2014.

She began her full-time career at the University of Maine in September 1991.

Prior to starting her appointment as UMaine's first woman president, President Hunter served as Vice Chancellor for Academic Affairs for the University of Maine System, a position she assumed in September 2013.

President Hunter served five years as the Executive Vice President for Academic Affairs and Provost at the University of Maine. At UMaine, she also has held the positions of Associate Provost and Dean for Undergraduate Education; Assistant Director in the College of Natural Sciences, Forestry, and Agriculture; and a faculty member and Chair of the Department of Biological Sciences.

Over her time as a faculty member, President Hunter taught basic biology, cell biology, and anatomy and physiology, and had grant support from the National Institutes of Health and the National Science Foundation.

For six years, she served as a co-principal investigator of an award-winning, \$3 million NSF GK-12 grant that placed graduate teaching fellows in K-12 schools as science demonstrators. She was the original principal investigator of a five-year, \$3.3 million NSF ADVANCE grant, helping to fund UMaine's Rising Tide Center, an initiative that aims to transform the university through enhanced opportunities for women faculty members in science, technology, engineering, mathematics and social-behavioral sciences.

President Hunter served on the board of directors of the Maine School of Science and Mathematics and the Maine Mathematics and Science Alliance, and participated in a planning initiative for the Maine Arts Commission Steering Committee, in preparation for a Cultural Strategic Plan for the state of Maine. Currently, she serves on the boards of the Bangor Symphony Orchestra and the Maine Development Foundation.

President Hunter is a cell biologist whose research focused on structural and functional aspects of bone cell biology. She received a bachelor's degree in biology from James Madison University and a Ph.D. in physiology from Pennsylvania State University, and did postdoctoral work at Case Western Reserve University and Pennsylvania State University.



University of Maine Director of Athletics Karlton Creech

Karlton Creech enters his second year as Director of Athletics at the University of Maine. He came to UMaine in February 2014 from the University of North Carolina, Chapel Hill (UNC), where he was Senior Associate Director of Athletics. AD Creech brings 10 years of senior athletics administration experience to UMaine.

Since 2012, he has been UNC Senior Associate Director of Athletics, serving as Chief of Staff and overseeing the department's capital projects, human resources and facilities. From 2004-12, he was Associate Executive Director for UNC's Educational Foundation Inc., where he managed capital projects (including coordination of the \$88 million football stadium expansion), the Annual Fund, marketing, fundraising and ticket sales programs, as well as donor stewardship and development.

He also worked for the Student-Aid Association at North Carolina State University from 2001-04, coordinating ticket sales and fundraising. AD Creech, a native of Chapel Hill, received a bachelor's degree in political science from North Carolina State University and will complete a master's degree in management and leadership from Liberty University in Lynchburg, Virginia in 2014.



The University of Maine is the state's flagship university, offering exceptional undergraduate and graduate educational and engagement opportunities.

Start strong.

Finish Strong.

An estimated 93 percent of our graduates find a job or enter post-graduate education within a year of graduation. When UMaine students graduate, they join more than 105,000 alumni worldwide.

In the Top Rankings

UMaine is the only nationally ranked research university in Maine, and considered one of the top colleges in the country by Princeton Review, Forbes, U.S. News and World Report, and Fiske Guides. Our students have opportunities to study with world-class faculty who are internationally recognized for scholarship and leadership in their disciplines.

Great Game Plan


UMaine offers all the advantages of a major university — Division I athletics, the state's largest library, nearly 100 undergraduate academic programs, master's degrees in nearly 70 disciplines and doctoral degrees in 35 fields, representing the humanities, sciences, engineering, business and education. We combine that experience with a small college feel with our 16:1 student-faculty ratio.

Full Engagement

The UMaine student experience is filled with opportunity. Join in one or more of the 200 clubs and organizations on campus. Workout in our state-of-the-art Student Recreation Center. Explore academic and extracurricular opportunities in Maine's great outdoors. Get involved in UMaine's undergraduate research opportunities, community engagement initiatives and Honors College experience, which are second to none.

Get the Ball Rolling. Apply today.

go.umaine.edu





UMaine football team 1892



UMaine women's basketball team 1926

Celebrating 150 years

A Legacy of Leadership

The Maine State College of Agriculture and the Mechanic Arts was established in 1865 under the Morrill Act that was signed by President Abraham Lincoln. Three years later, the first class — 12 students — was welcomed to campus. In 1897, the college changed its name to the University of Maine and its statewide mission as Maine's land grant institution continued, stronger than ever.

For 150 years, the University of Maine has had a leadership role as the state's land and sea grant university. Because our purpose is helping Maine reach its potential, UMaine serves as the state's major research and cultural hub, linking our resources with the needs of industries and businesses, schools, cultural institutions, Maine government and communities.

In our 150th year, there is more recognition than ever that the land grant university can — and must — play a key role in enhancing the quality of life for citizens all across Maine and beyond. UMaine and our many constituents, including the more than 105,000-member alumni base worldwide, spent 2015 celebrating the university's legacy in Maine and understanding how that history informs our future.

More information about UMaine's 150th anniversary is online (umaine.edu/150).



The University of Maine was established in Orono in 1865 under the provisions of the Morrill Act as Maine's land grant and sea grant institution. With a statewide mission of teaching, research and community engagement, the university extends the resources of its learning community to address the educational, economic, cultural and social needs of Maine.

The University of Maine is one of the nation's major public institutions of higher education, and the state's center for research and graduate education. It has seven Signature Areas of Excellence in education and research — forestry and the environment, marine sciences, STEM education, climate change, advanced materials for infrastructure and energy, College of Engineering and Honors College. UMaine's Emerging Areas of Excellence focus on the Graduate School of Biomedical Science and Engineering, Northeastern Americas humanities, data science and engineering, sustainability solutions and technologies, aging research and finance education.

Maine's flagship university enrolls 11,286 undergraduate and graduate students from across the U.S. and more than 65 countries. The University of Maine offers doctoral degrees in 35 fields, representing the humanities, sciences, engineering and education; master's degrees in 70 disciplines; nearly 100 undergraduate majors and academic programs. The research and scholarship of UMaine faculty members and graduate students greatly enrich the undergraduate experience. As a research university, UMaine offers undergraduates opportunities to be active participants in research, working with the university's world-class scholars.

Among the state's public universities, UMaine awards 37 percent of all four-year degrees, 47 percent of all master's degrees, and 82 percent of Maine's Ph.D.s and Ed.D.s. More than 1,600 students graduate from the university annually, joining approximately 105,000 alumni worldwide.

The university's commitment to lifelong learning goes beyond



its academic degree programs to include its statewide outreach through University of Maine Cooperative Extension and other public service programs and departments, its involvement in public schools, and its accessibility through continuing education opportunities.

The university's nationally and internationally recognized research is conducted in partnership with the private and public sectors to stimulate and support the state's economic growth and development. The university makes an impact on Maine's quality of life through basic and applied research in venues from the Gulf of Maine and Maine's forestlands to the high-tech laboratories.

The University of Maine is also home to unique cultural facilities. The Collins Center for the Arts on campus is one of the state's premier performing arts facilities, attracting some of the world's most prestigious artists to the region. The university's School of Performing Arts and Department of Art are two of the strongest cultural forces in the academic arts in the state. The Museum of Art has the largest fine arts collection owned by the citizens of

Maine. The Hudson Museum has one of the finest collections of pre-Columbian artifacts in North America. Page Farm and Home Museum celebrates Maine's history of farms and farming communities. The university also is the home of the state's largest library and the new Emera Astronomy Center, with the state's largest planetarium and telescope.

Annually, thousands of people travel to the university to be part of its learning community, to enjoy the natural beauty of the campus, and to take advantage of opportunities ranging from Division I sports events to internationally renowned speakers and theater programs. The university is committed to developing and sustaining a multicultural and pluralistic educational community that encourages the full participation of all its members. UMaine also promotes environmental stewardship on campus as part of its leadership in sustainability, with substantial efforts aimed at conserving energy, recycling and adhering to green building standards in new construction.

More information about UMaine is online (umaine.edu).

Academic support services for student athletes

Athletic academic counselors are committed to providing the environment and support necessary to empower student-athletes to achieve their full academic potential, culminating in a degree from the University of Maine.

268

Scholar-athletes with a GPA of
3.0 or higher in 2014-15

295

Conference academic honors

76

Student-Athlete Graduates in
2014-15

28

Capital One Academic
All-America honors — all time

51

Capital One Academic
All-District I honors — all time

2

America East Academic Cups
2004 and 2007

3.12

Department-wide GPA for all
student-athletes competing in
2014-15

7

America East Presidential
Scholars

24th

Women's Basketball national
GPA ranking out of 349
Division-I teams (3.39).

Academic support offered

- Individual academic counseling
- Tracking of academic eligibility and progress
- Tutoring program
- Study, time management and organizational skills
- Support for students with learning disabilities
- Sezak Academic Center and study table
- Laptop loan program



What graduates are saying

"Being a student-athlete at Maine has taught me too many valuable skills to completely list. My time management, organization, perseverance and leadership skills were all refined and tested. My teammates are some of the most incredible and dedicated people I have met. I have developed friendships both here at Maine and within the America East throwing community that I am nothing short of grateful for. I look forward to what the future holds for me, knowing that I was once and always will be a Black Bear."

— Wilson Adams
Men's Track & Field

"Being a Black Bear and wearing the Maine uniform had always been a dream of mine. One of the most memorable days of my life was finding out I made the hockey team. Because of UMaine athletics, I have so many fond memories to look back on, whether it was time spent with my teammates, playing in close games, or just the everyday experiences of being a part of the Black Bear community. I have developed a very strong sense of pride for my team, university, and state. I would not trade my experience at UMaine for anything, and I consider myself very fortunate to be a Black Bear."

— Katy Massey
Women's Ice Hockey/UMaine salutatorian

"I take so much pride in being a Black Bear. The UMaine swimming and diving team has given me the opportunity to live my dream of competing and thriving at the Division I level. I wouldn't be anywhere without the goodwill of my coaches and teammates. They all saw potential in me even before I broke my first record. My UMaine family has inspired me beyond belief and because of this, I attribute my all of my achievements the ambiance that they have provided for me. I am incredibly honored to have been apart of this team. We are graduating some wonderful seniors but I can speak for all of us when I say that UMaine has provided us with a solid platform on which to build our lives. Once a Black Bear, always a Black Bear."

— Naja Harvey
Women's Swimming

"The last four years here at Maine have been the best of my life. The people who surrounded me everyday are people that will always hold a place close to my heart. I have made countless friends and memories that I will cherish forever. I cannot be more thankful for the opportunity I received the past four years. The experiences here at Maine have made me a better student, a better athlete, and a better person. I am blessed to have had the experiences that UMaine, and the people here, have afforded me."

— Scott Heath
Baseball



Black Bear Points of Pride

- UMaine has won two NCAA Division I National Championships in men's ice hockey in addition to 18 NCAA appearances and 11 Frozen Four appearances.
- Alford Arena recognized as the college hockey rink with the "Best Atmosphere" by the Wall Street Journal (2011).
- Two Hobey Baker Award winners from UMaine (Scott Pellerin and Paul Kariya), recognized as the top NCAA men's ice hockey player.
- 49 former Black Bears play in the NHL. Jack Capuano is head coach of the New York Islanders. Garth Snow is general manager of the New York Islanders.
- UMaine baseball has seven College World Series appearances and 16 NCAA regional appearances. Baseball has won seven conference titles, including the 2011 championship.
- UMaine baseball has had seven major league players in addition to coaches Brian Butterfield and Carl "Stump" Merrill.
- UMaine women's basketball has won 13 conference titles and made seven NCAA Tournament appearances. Four All-Americans have combined for 14 All-American honors.
- UMaine football has won 11 conference titles and made six NCAA Tournament appearances, including three NCAA Final Eight appearances in the last 10 years. Maine played in the 1965 Tangerine Bowl.
- UMaine football has had 53 players in NFL camps. There are currently four players listed on NFL rosters. UMaine football has produced 44 All-Americans (2014).
- UMaine Football Coach Cosgrove received the CAA 2013 Coach of the Year and 2013 AFCA FCS Regional Co-Coach of the Year, and was inducted into the Maine Sports Hall of Fame.
- Black Bear alumnus John Huard, '67, was inducted into the College Football Hall of Fame.
- Three Black Bears have played in the Super Bowl.
- UMaine softball has won three conference titles and made UMaine's first NCAA appearance by a women's team in 1994.
- Former UMaine men's basketball player Rick Carlisle led the Dallas Mavericks to a 2011 NBA Championship win, while Jim Boylen is an assistant coach with the San Antonio Spurs.
- UMaine field hockey received its highest national ranking ever in 2011 when it was ranked 10th in the nation.
- Track and field great Viktoria Rybalko competed in the 2008 Summer Olympics.
- UMaine track has garnered three All-America honors in the last few years.

Mahaney Diamond

Mahaney Diamond, home field of the University of Maine baseball team, is named for its chief benefactor, Larry K. Mahaney, a 1951 graduate of the University, a former assistant coach at the school and a 1995 inductee into the University's Sports Hall of Fame. He was chairman of the board of Webber Oil Company and owned several hotels.

Mahaney passed away on February 12, 2006 after suffering a stroke. "The University of Maine lost a wonderful friend in Larry Mahaney," said Director of Athletics Blake James. "He was a leader of our program and truly made a difference in the lives of our student-athletes."

One of the most beautiful college baseball facilities in the East, the complex has been the object of constant tinkering and upgrades over the years.

During the fall of 2008, FieldTurf was installed on Mahaney Diamond, giving the Black Bears a new playing surface. This will allow Maine to get on the field earlier each year and have more home games. Sargent Corporation did the earthwork for the project with the FieldTurf being provided by Northeast Turf.

In the winter of 2003–04, there was construction on the press box that tripled its size. The enlarged media structure has a "V"-style peak in front with the Maine logo on it, similar to that which graces the football stadium. The work to enlarge the press box was a gift in kind from Littlefield Construction of Hartland.

A second project was complete in the spring of 2004, included the addition of bleacher seating for 400 persons. The new seats, all with seat backs and blue in color, extend from the current bleachers. The seats were installed through the generosity of Mahaney.

In addition, there has been some work to spruce up Palmer Lounge at Mahaney Clubhouse which included painting, new carpeting and new furniture.

In the summer of 2003, there was construction on permanent rest rooms and a concession stand.

Prior to the 2001 season, new clay was added to the infield and new practice screens and pitching machines were acquired.

Bangor Baseball assisted with several improve-

ments in the late '90s. The organization replaced the outfield fence, added clay to the infield, crushed stone to the warning tracks, box seats along the third base line, purchased a new lightweight tarpaulin, paved walkways behind the grandstand, and assisted with needed repairs and a new coat of paint for Mahaney Clubhouse.

In Palmer Lounge, inside the clubhouse, new trophy cases have been erected to display the many Maine baseball conference and NCAA Tournament awards.

In 1994, the dugouts were refurbished and additional clay was added to the infield as part of a long-range plan to keep the field in the best possible condition. A sprinkler system was installed that allows for watering at night.

In 1993, foul poles, previously used at the Ballpark in Old Orchard Beach, Maine were installed. The markers are twice as high and wider than the previous foul poles.


The Mahaney Clubhouse was completed in 1989, giving Maine players and coaches a new campus home. A two-story building constructed along the third base line, the Clubhouse contains locker rooms with 34 lockers, showers, equipment and training rooms plus a video room on the ground floor. The William Palmer Lounge, a reception area and offices for the coaching staff, are on the second floor. Private donations provided the funding for the facility which includes a deck overlooking the playing field.

The seating capacity increased to 4,000 in 1986 following the completion of two metal stands, each accommodating 670 people. The field itself measures 330 feet down both foul lines, 375 feet in the power alleys and 400 feet to dead center.

In the fall of 1984, a new warning track around the outfield, warm-up areas for both teams, and water coolers in the dugouts were installed.

Consultant for the infield was Joe Mooney, head groundskeeper for the Boston Red Sox.

Mahaney Diamond has accommodated as many as 4,800 fans during tournament play and other attractive series, and has been the site of five NCAA Regional Tournaments, the ECAC North Playoffs in 1985, the ECAC Tournament in 1990 and 1991, and the



Larry K. Mahaney, chief benefactor of the Mahaney Diamond Complex, at the dedication of the Mahaney Dome.

North Atlantic Conference Championship in 1996.

The Mahaney Diamond complex has hosted two of the last seven America East Championships.

Mahaney Diamond has been host to Eastern Maine Amateur Baseball League games and the Northeast American Legion Tournament. In addition, high school playoff games have also been played on the Maine facility.

Mahaney Diamond previously served as the home field of the Bangor Blue Ox, a member of the Northeast Independent League, from 1996 to 1997. Northeast League baseball returned to Mahaney in the Summer of 2003 when it was the temporary home of the Bangor Lumberjacks.

Mahaney Dome

Construction was completed in early 2006 on an air-supported dome-type structure, which provides student-athletes who play baseball, football, soccer, softball or field hockey an indoor practice facility complete with a state-of-the-art artificial surface. The structure also provides a useful venue for various other University of Maine activities.

Larry Mahaney, the Maine graduate for whom the Black Bears' baseball facility is named, provided the approximately \$1 million required to construct the dome.

Mahaney joined University of Maine President Robert Kennedy and Athletic Director Blake James, along with other university officials, for a ceremonial groundbreaking on Wednesday, September 14, 2005 at the construction site.

The structure stands 200 x 200, and stands 55 feet high at the center. It is usable year-round, in all weather conditions.

Larry Mahaney's son, Kevin, donated the \$1 mil-

lion dollars on his behalf for the project.

"This facility will have a tremendous impact on our programs," said James. "To have a state-of-the-art indoor practice facility will benefit many of our teams and help ensure the future success of Black Bear athletics. We express our gratitude to Larry and Kevin for making this possible.

John Huard provided the state-of-the-art field turf inside the dome.



The Mahaney Dome was finished in January 2006.



Mahaney Locker Room

Palmer Lounge

Latti Fitness Center

Mitchell Batting Pavilion



Seven College World Series Appearances

1964
1976
1981

1982
1983
1984

1986



Sixteen NCAA Regional Appearances

1964
1975
1976
1980
1981
1982

1983
1984
1986
1990
1991

1993
2002
2005
2006
2011

Steve Trimper

Head Coach • 11th Season • Eastern Conn. State Univ.



Maine head coach Steve Trimper begins his 11th season as head coach of the Black Bears in 2016. He looks to lead the Black Bears to a return appearance in the NCAA Regional this season.

Trimper was recently named the Northeast Chair of the American Baseball Coaches Association.

In 2014 Trimper coached a pair of America East First Team selections. Maine ace Tommy Lawrence and Scott Heath were named to

the America East First Team. Lawrence as a starting pitcher and Heath as a designated hitter. Heath also earned a spot on the America East Second Team as a first baseman while Colin Gay was a Second Team outfielder. Jeff Gelinus was named to the All-Rookie Team. Heath and Lawrence were named to the 2014 NEIBA All-Star Game.

Following the season, Lawrence and second baseman Troy Black signed professional contracts.

In 2013, Trimper was named America East Coach of the Year after leading the Black Bears to a mark of 37-22 overall, 20-9 in America East conference play. Maine was the top seed in the 2013 America East Tournament, which was played at LeLacheur Park in Lowell, Mass. Maine advanced to the championship game, but fell in the title game to the Binghamton Bearcats.

The post-season honors for the Black Bears were plenty. Michael Fransoso was named the America East Pitcher of the Year and also a Louisville Slugger All-American Honorable Mention, while Tommy Lawrence was named America East and ECAC Pitcher of the Year. Mike Connolly became the first player in the history of the conference to be named to two all-conference teams at different positions. He was named to the America East First Team as a pitcher

and the America East Second Team as a catcher.

During his time at Maine, Trimper has led the Black Bears to a pair of NCAA Regional appearance in 2006 and most-recently in 2011. He has coached 18 players that have been selected in the MLB draft, including nine during his time at Maine and nine while coaching at Manhattan. In addition, he has coached 10 freshman All-Americans. Following last season, the Pittsburgh Pirates drafted Fransoso in the 27th round, while the San Francisco Giants selected Connolly in the 27th round.

Trimper has spoken at numerous national conventions in recent years. He spoke at the 2005 ABCA National Convention in Nashville, Tenn., and the 2013 convention in Chicago. He has also served as a clinician at numerous conventions, including the Ohio State baseball coaching convention and the World Baseball convention in Connecticut.

The 2012 season was highlighted by a run in the America East tournament. The Black Bears won a pair of games, reaching the championship round, before falling to eventual champion Stony Brook, who went on to compete in the College World Series in Omaha, Neb. Midway through the season, Trimper led the Black Bears to a 14-game winning streak. The run including weekend sweeps of Norfolk State, UMBC and Hartford.

Junior captain Michael Fransoso and Shaun Coughlin were named to the America East First Team, while Stephen Perakslis and Tyler Patzalek earned spots on the America East Second Team. Scott Heath was named to the America East All-Rookie Team. Following the season, the Arizona Diamondbacks drafted Jeff Gibbs in the ninth round, while the Chicago Cubs selected Perakslis in the 21st round.

During the 2011 season, Trimper led the Black Bears to a record of 33-24. Maine finished 18-6 in America East play and won the America East Championship after defeating Albany in the title game, 10-1. Maine traveled to North Carolina for the NCAA Regionals, where it defeated #20 Florida International.

The Black Bears won 14 of their last 15 games of the regular season in 2011, including a stretch of 11 consecutive wins. The win over Florida International University marked the first NCAA Regional win for Maine since the 2005 postseason.

The Trimper File - 461-432-3 Career Record (17 Seasons)

- 2002 MAAC Coach of the Year
- Posted 20 or more wins in all seven years at Manhattan
- Second on Manhattan's all-time wins list
- Led Maine to the 2006 and 2011 NCAA Chapel Hill Regional
- 2013 America East Coach of the Year

| Year | School | Record | Post-Season |
|------|-----------|------------------|--|
| 1999 | Manhattan | 22-27 | |
| 2000 | Manhattan | 20-29 | |
| 2001 | Manhattan | 20-25-1 | |
| 2002 | Manhattan | 32-19 | MAAC Coach of the Year |
| 2003 | Manhattan | 26-26 | MAAC Tournament |
| 2004 | Manhattan | 25-27-1 | MAAC Tournament, MAAC Title Game |
| 2005 | Manhattan | 27-21 | MAAC Tournament |
| | | 172-174-2 | |
| 2006 | Maine | 35-22-1 | America East Tournament Champ., NCAA Reg. |
| 2007 | Maine | 22-31 | America East Tournament |
| 2008 | Maine | 20-28-1 | |
| 2009 | Maine | 32-23 | |
| 2010 | Maine | 34-22 | America East Tournament |
| 2011 | Maine | 33-24 | America East Tournament Champ, NCAA Reg. |
| 2012 | Maine | 28-28 | America East Tournament |
| 2013 | Maine | 37-22 | America East Regular Season Title, America East Tournament |
| 2014 | Maine | 24-29 | |
| 2015 | Maine | 24-28 | America East Tournament |
| | | 289-257-2 | |



Trimper coached eight America East All-Conference selections and three All-Rookie selections. Four Black Bears were named to the America East All-Tournament Team, including Taylor Lewis who earned Most Outstanding Player honors. Keith Bilodeau was an NEIBA First Team selection, while Michael Fransoso was named to the NCAA All-Regional Team.

Following the season, the Pittsburgh Pirates drafted Lewis in the 10th round of the MLB Entry Draft, while the San Francisco Giants drafted Bilodeau in the 24th round.

Early in the 2011 season, the Black Bears recorded one of the biggest wins in recent memory with a 5-3 victory over North Carolina, ranked 11th at the time. In late March and early April, Trimper led the Black Bears to eight straight wins. Maine's 3-1 win over Binghamton on April 18 marked the 300th win of Trimper's career.

The Black Bears were well represented in post-season awards following the 2010 campaign. Four Black Bears were named to the America East First Team, while three earned a spot on the Second Team. The Black Bears also had three All-Rookie Team selections. Joe Mercurio was named to the All-New England First Team, the All-ECAC First Team and the ABCA Northeast Region First Team. Taylor Lewis earned a spot on the All-New England Second Team, while George Tager was an America East All-Academic selection.

In 2009, Trimper led the Black Bears to a record of 32-23. Maine's 11-9 win over UNLV on Feb. 22 was the 250th career win for Trimper. Maine had a seven-game winning streak midway through the season. Senior Kevin McAvoy earned a spot on the America East First Team, while rookie Ian Leisenheimer was named a Louisville Slugger Freshman All-American. Senior second baseman Danny Menendez set the school record for stolen bases in a season and finished among the national leaders in that category.

Trimper coached a young team in 2008 that had 20 freshman and sophomores on the roster. He coached senior Curt Smith, who was named the 2008 Len Harlow America East Player of the Year. In addition, sophomore Myckie Lugbauer was named to the America East First Team.

In his second season at Maine, Trimper and the Black Bears played one of the toughest schedules in recent years. Maine played a four-game series with Arizona State, who was ranked 14th in the nation at the time, and went on to compete in the College World Series, and traditional power Miami. In all, Trimper led the Black Bears in games against five teams that played in an

NCAA Regional in 2007.

On the field, rookie catcher Myckie Lugbauer was named the America East Rookie of the Year and named a Louisville Slugger Freshman All-American. He also earned a spot on the America East All-Rookie Team. Matt McGraw was named to the America East First Team, while Joel Barrett, Billy Cather, Brad Hertzler and Curt Smith earned Second Team Honors. Kevin Jackson was named to the All-Rookie Team. McGraw and Greg Norton were each named to the America East All-Academic Team.

In his first season at the helm of the Black Bears, Trimper led the Black Bears to their second straight America East Tournament Championship after Maine recorded a 5-3 victory over Stony Brook in the America East Title game. Maine went undefeated in the America East Tournament. The Black Bears were placed in the Chapel Hill Regional of the NCAA Tournament where they fell to sixth-ranked North Carolina, a team that finished as NCAA Runners up, and UNC Wilmington. In the game against UNC, Maine jumped out to an early 4-1 lead in the top of the third inning. Maine again grabbed a 6-4 lead in the top of the sixth inning.

Trimper saw his players have tremendous success on the field. Rookie sensation Kevin McAvoy received nearly every honor possible. He was named America East Rookie of the Year, named to the America East First Team, All-New England First Team, America East All-Rookie Team, NCAA All-Regional Team, Louisville Slugger Freshman All-American and ABCA Northeast Region First Team. Numerous other players also received honors. Joe Hough was named to the America East First Team, while Curt Smith was named to the All-New England First Team. Smith was also named to the NCAA All-Regional Team and ABCA Second Team.

Trimper recorded his 400th career victory when Maine defeated Stony Brook 3-2 on April 20, 2013. Trimper was named head baseball coach at the University of Maine on August 18, 2005. He became the 24th head baseball coach in Maine history.

Trimper served as head coach at Manhattan College for seven years from 1999 - 2005, leading the Jaspers to the MAAC Tournament in each of his last three years. While at Manhattan, Trimper led the Jaspers to 20 or more wins in each of his seasons, including a school-record 32 wins during the 2002 season which earned him MAAC Coach of the Year honors.

In 2005, the Jaspers finished 27-21 and 15-8 in MAAC play. The team earned



Nick Derba

- Associate Head Coach
- Manhattan College '07
- Third Season



Nick Derba was promoted to associate head coach in the summer of 2015.

Nick Derba begins his third season with the University of Maine baseball team in 2016. He brings extensive experience to Maine as both a player and coach. Derba will work primarily with Maine's hitters and catchers, along with coordinating the Black Bears recruiting efforts.

After a highly decorated playing career at Manhattan College, Derba was selected by the St. Louis Cardinals in the 30th round of the 2007 Major League Draft. Known in the professional ranks as an

outstanding receiver and thrower, Derba's career in the Cardinal system spanned six seasons. Derba advanced as high as AAA Memphis (PCL), he was also a member of the 2012 Texas League champion Springfield Cardinals. From 2008-2012 Derba spent significant time in the Cardinals Major League spring training camp. Derba retired following the 2012 season to pursue a career in coaching.

Derba's arrival in Maine is a reunion of sorts, as he played for Steve Trimper during his first two years at Manhattan College.

"Having coached Nick at Manhattan College and watching his professional career, he has a tremendous work ethic, character and the ability to be a top-notch teacher," said Maine head coach Steve Trimper. "He brings a wealth of knowledge from the college and professional side of baseball."

Prior to his arrival at Maine Derba served as the hitting and catching coach for the Chatham Anglers for the Cape Cod Baseball League during the summer of 2013, the same team that he played for from 2004-06. He was a volunteer during the 2012 season at Manhattan College, after working with the Jasper catchers during the 2011 and 2010 off-seasons.

During his career at Manhattan College, Derba was a three-time All-MAAC first team catcher. He was the only three year captain in Manhattan baseball history. Derba is among the school's all-time leaders in career home runs, hits, runs scored, games played and RBI.

A 2007 graduate of Manhattan College, Derba graduated with a degree in biology with a concentration in pre-med. He obtained a double minor in psychology and chemistry. While with the Jaspers, he was a three-time All-MAAC academic team selection. He was a nominee for the Thomas J. Gunn Medal in 2007 and received the John Daly award for community service.

He and his wife, Megan, reside in Bangor.

Conor Burke

- Assistant Coach
- Queens '12
- First Season



Conor Burke enters his first season as an assistant coach here at Maine.

Burke was an assistant coach this past year at Adelphi University. He helped lead Adelphi to the NE-10 Conference semi-finals. Before Adelphi, Burke was the recruiting coordinator/assistant coach at Concordia College. He also coached at his Alma matter Queens College as an assistant, while also assisting with fundraising, clinics, recruiting and budgeting.

Additionally, Burke also spent time as an assistant coach and national recruiting coordinator for the Bayside Yankees since the beginning of 2012. During his time at Bayside, two of his recruits were drafted. He also served as a first and third base coach during the season as well as working with the pitching staff, catchers, and outfielders.

Burke earned his associates in liberal arts from Suffolk Community College before graduating from Queens College in 2012 with a media studies degree. At Suffolk, he played infield and captained his team to a NJCAA World Series appearance. He was also named captain at Queens.

Bryce Colbeth

- Assistant Coach
- Husson '14
- First Season



Bryce Colbeth enters his first season as an assistant coach at Maine. Colbeth spent the past season as junior varsity head coach of the Orono high school team.

Prior to his time at Orono high school, Colbeth spent parts of four seasons (2010-2014) playing and assisting with game days at Husson University. He was selected to be a member of the all-academic team of the North Atlantic Conference in 2011. Injury ended his playing career.

The Machias, Maine product attended Washington Academy. He was a four year (2006-2010) varsity starter at shortstop and participated in the state's underclassmen game as a junior.

Colbeth graduated cum laude with a bachelor of science in sports management from Husson University. He is also completing his MBA at the University of Maine.

Coaching Information

Head Coach: Steve Trimper (Eastern Conn. State Univ. '92)

Record at Maine: 289-257-2 / 10 seasons

Career Record: 461-432-3 / 17 seasons

Office Phone: (207) 581-1090

Best Time to Contact: Weekday mornings

Assistant Coaches: Nick Derba (Manhattan '07) Conor Burke

Student Assitants: Marcus McCue & Ryan Pierce

Sports Performance Coach: Jon Lynch

Baseball Trainer: Ben Randall

Medical Provider: Dr. T. McGuire and Dr. Kenneth Morse

Team Information

2015 Overall Record: 24-28 (9-4 home, 8-15 road, 7-9 neutral)

2015 Conference Record: 10-10 (6-4 home, 4-6 road)

Conference Finish: Third

Letterwinners Returning / Lost: 19/10

Newcomers: 10

Captains: Brenden Geary, Jon Salcedo, Logan Fullmer

Media Information

Radio Station: Black Bear Sports Network

Radio Contact: Jason Hoyt

Address: 5747 Memorial Gym

Orono, Maine 04469

Phone: (207)

-581-4103 ext. 2

Play-by-Play Announcer: Jim Churchill

| No. | Name | Cl. | Pos. | B/T | Ht | Wt. | Hometown/Previous School |
|-----|----------------------|-----|------|-----|------|-----|---|
| 1 | Brett Chappell | Sr. | INF | R/R | 5-10 | 185 | Rock Falls, Ill/ Parkland CC. |
| 2 | Lucien Della Fera | Jr. | OF | L/R | 6-0 | 185 | Colts Neck, NJ/ Colts Neck H.S. |
| 6 | Tyler Schwanz | Jr. | OF | R/R | 6-3 | 185 | Novi, MI/ Saginaw Valley St. Univ. |
| 7 | Danny Casals | Fr. | INF | R/R | 5-11 | 175 | Miami, FL/ Christopher Columbus HS |
| 10 | Zach Hodges | Fr. | OF | R/R | 5-11 | 180 | Eliot, ME/ Marshwood HS |
| 11 | Zach Quintal | Fr. | INF | R/R | 5-10 | 170 | Eliot, ME/ Marshwood HS |
| 13 | Jake Osborne | Jr. | OF | L/L | 6-2 | 170 | Burlington, ON/ Nelson H.S. |
| 14 | Jeremy Pena | Fr. | INF | R/R | 6-0 | 175 | Providence, RI/ Classical HS |
| 16 | Nick Silva | Fr. | RHP | R/R | 6-2 | 185 | Miami, FL/ Chrisopher Columbus HS |
| 17 | Alex Cabrera | So. | INF | S/R | 5-8 | 165 | Miami, FL / Belen Jesuit HS |
| 19 | Patrick Coughlin | Jr. | C | R/R | 6-0 | 185 | Cambridge, ON/ Galt Collegiate Insitute |
| 20 | Victor Danza | Fr. | RHP | R/R | 5-8 | 175 | Garden City, NY/ Garden City HS |
| 22 | Brenden Geary | Sr. | 1B | L/L | 6-1 | 220 | South Hadley, Mass. / Tabor |
| 23 | Clay Conaway | So. | RHP | R/R | 6-2 | 185 | Georgetown, Del. / Dematha Catholic |
| 24 | Zach Winn | Jr. | RHP | R/R | 6-0 | 170 | Show Lo, AZ/ Howard Community College |
| 25 | Logan Fullmer | Sr. | RHP | R/R | 6-1 | 205 | Lebanon, Pa. / Cedar Crest |
| 26 | Colin Ridley | Fr. | OF | R/R | 6-1 | 190 | Cape Cod, MA/ Avon Old Farms |
| 27 | John Arel | So. | RHP | R/R | 6-7 | 275 | Burlington, CT / Northwest Catholic |
| 28 | Caleb Kerbs | Fr. | INF | R/R | 5-8 | 175 | Brooklyn, NY / Beacon HS |
| 29 | Eddie Emerson | Fr. | LHP | L/L | 6-3 | 190 | Lewiston, ME/ IMG Academy, Bradenton, Fl. |
| 30 | Connor Johnson | So. | LHP | L/L | 6-1 | 175 | Taunton, Mass / Bridgton Academy |
| 31 | Chris Murphy | Fr. | RHP | R/R | 6-5 | 270 | Billerica, Mass/Billerica HS |
| 32 | Christian Garabedian | So. | INF | L/R | 6-0 | 200 | Miami, FL / Christopher Columbus HS |
| 33 | Kevin Stypulkowski | Sr. | C | S/R | 6-2 | 220 | Lake Worth, FL/Miami Dade CC. |
| 34 | Gage Feeney | Fr. | RHP | R/R | 6-3 | 185 | East Machias, ME/ Washington Academy |
| 35 | Jeff Gelinias | Jr. | RHP | R/R | 6-4 | 200 | Saco, ME/Thornton Academy |
| 36 | Justin Courtney | So. | RHP | R/R | 6-5 | 200 | Bangor, ME/ Bangor HS |
| 37 | Jonah Normandeau | So. | RHP | R/R | 6-1 | 200 | Cumberland, ME / Bridgton Academy |
| 38 | Charlie Butler | Sr. | RHP | R/R | 6-3 | 245 | Marlborough, Mass. / Nashoba Regional |
| 40 | Andrew Moser | Fr. | C | R/R | 5-11 | 190 | Bensalem, PA / Bensalem HS |
| 41 | Matt Coppens | Jr. | RHP | R/R | 6-10 | 210 | Ajax, ON/ Columbia State CC |
| 55 | Jake Marks | Sr. | RHP | R/R | 6-1 | 180 | Sarnia, Ontario / St. Clair Secondary |
| 99 | Jonathan Salcedo | Sr. | C | R/R | 5-11 | 185 | Providence, R.I. / Times Squared Academy |

Head Coach: #4 Steve Trimper
 Associate Head Coach: #18 Nick Derba
 Assistant Coach: #15 Conor Burke
 Assistant Coach: #49 Bryce Colbeth



Pronunciation Guide

| | |
|--------------|------------------|
| Chappell | Cha-pel |
| Casals | Ka-sals |
| Coughlin | Co-glin |
| Geary | G-erie |
| Stypulkowski | Sti-pul-cow-skee |
| Gelinias | Ja-line-us |
| Normandeau | Nor-man-doe |



#1 Brett Chappell

Senior • INF • R/R • 5-10 • 185
 Rock Falls, Illinois
 Rock Falls

IN 2015: Had an impressive first year with the Black Bears... finished second on the team with a .316 batting average... scored 24 runs and drove in a team-high 38... finish third on the team with 12 doubles... had hits in three of his first four games for the Black Bears... went 3-for-5 with two RBI in Maine's game against Stony Brook (4/3)... named a Maine Scholar-Athlete *Rising Star* and named to the America East Academic Honor Roll.

BEFORE MAINE: Comes to the Black Bears after serving as a captain at Parkland College last season... hit .365 with three home runs and 15 doubles... Prior to Parkland, played at Northern Illinois University, which won the MAC West during his time there.... Two-time Player of the Year at Rock Falls High School... Also played basketball and golf in high school... son of Shelley and Donnie Chappell... plans to major in kinesiology.

| | G | AB | R | H | 2B | 3B | HR | RBI | BB | K | SB | CS | AVG | OBP | SLG |
|---------|----|-----|----|----|----|----|----|-----|----|----|----|----|------|------|------|
| 2014-15 | 51 | 190 | 24 | 60 | 12 | 1 | 2 | 38 | 19 | 38 | 1 | - | .316 | .369 | .421 |
| 2015-16 | - | - | - | - | - | - | - | - | - | - | - | - | - | - | - |
| Total | 51 | 190 | 24 | 60 | 12 | 1 | 2 | 38 | 19 | 38 | 1 | - | .316 | .369 | .421 |



#2 Lou Della Fera

Junior • OF • L/R • 6-0 • 185
 Colts Neck, New Jersey
 Colts Neck

IN 2015: Played in 16 games for the Black Bears, making eight starts in the outfield... hit .250 with a run scored and an RBI... had a hit in the season-opener against Milwaukee (2/13) and followed that up with two hits the following game against the Panthers (2/14)... did not commit an error in 25 chances... named a Maine Scholar-Athlete Award winner and named to the America East Academic Honor Roll.

IN 2014: Saw action in 19 games for the Black Bears during his rookie season... hit .286 with five runs scored... scored a run in each of his first three collegiate games... had a pinch hit and scored a run in Maine's game against Albany (5/10).

BEFORE MAINE: Played outfield for Michael Yorke at Colts Neck High School... hit .380 with a .500 on-base percentage... scored 20 runs and drove in 15 his senior season... named All-Shore First Team, All-Shore Media Third Team... Shore Coaches First Team... Newark Star Ledger Second Team... named offensive Player of the Year in 2013... also a standout in football where he was named Co-Player of the Year... born Dec. 15, 1994... son of Cathy and Lou Della Fera... plans to major in business.... father, Lou, played football at Bowling Green University.

| | G | AB | R | H | 2B | 3B | HR | RBI | BB | K | SB | CS | AVG | OBP | SLG |
|---------|----|----|---|----|----|----|----|-----|----|---|----|----|------|------|------|
| 2013-14 | 19 | 14 | 5 | 4 | - | - | - | 0 | - | 3 | - | - | .286 | .286 | .286 |
| 2014-15 | 16 | 28 | 1 | 7 | - | - | - | 1 | 2 | 6 | 3 | 1 | .250 | .323 | .250 |
| 2015-16 | - | - | - | - | - | - | - | - | - | - | - | - | - | - | - |
| Total | 35 | 42 | 6 | 11 | - | - | - | 1 | 2 | 9 | 3 | 1 | .262 | .311 | .262 |



#6 Tyler Schwanz

Junior • OF • R/R • 6-3 • 185

Novi, Michigan

Saginaw Valley State Univ.

IN 2015: Sat out the season as a redshirt... named to the America East Academic Honor Roll.

BEFORE MAINE: Played for Peter Angelou at Phillip Pocock High School... during his senior year he had a .375 batting average with a pair of home runs... his high school team won a championship... named athlete of the year as a junior... also played football in high school.... born July 16, 1992...son of Chris Black and Nicole Cunkan...a history major.



#7 Danny Casals

Freshman • INF • R/R • 6-0 • 180

Miami, Florida

Christopher Columbus HS



#10 Zach Hodges


Freshman • OF • R/R • 5-11 • 180

Eliot, Maine

Marshwood

IN 2014: Played in 20 games for the Black Bears his rookie season, making seven starts as Maine's catcher... hit .171 with five RBI... went 1-for-1 with a pair of RBI in Maine's game against Presbyterian (3/8).

BEFORE MAINE: Catcher at Galt Collegiate Institute in Cambridge, Ontario... received the Aaron Wagner Award in 2010 in recognition of sportsmanship, dedication and perseverance... won a high school gold glove in 2011... born Feb. 28, 1995... son of Lori and Greg Coughlin... plans to major in kinesiology... father, Greg, played in the minor leagues for the Toronto Blue Jays in the late 1970's.



#11 Zach Quintal

Freshman • OF • L/R • 6-3 • 205
Eliot, Maine
Marshwood

BEFORE MAINE: Attended Marshwood High School and was coached by Eric Fernandes and Bryant Lausberg...Served as captain his junior and senior seasons...During his senior year, Quintal hit .440 with a .547 on-base percentage. While on the mound, he appeared in 41 innings and had a 0.85 ERA...During four years at Marshwood, team had a 54-10 record...Reached State Semi-Finals twice...2015 Maine Gatorade Player of the year...2015 Maine Mr. Baseball Finalist...2014 and 2015 First-team All-State...2013, 2014 and 2015 Foster's Daily Democrat Baseball Player of the year...Three time All-Conference Selection...USA Today Maine Baseball Player of the year...Also played basketball freshman and sophomore year.

PERSONAL: Born October 18, 1996...Parents Christine and Robert Quintal.



#13 Jake Osborne

Junior • OF • R/R • 6-2 • 170
Burlington, Ontario
Nelson

IN 2015: Played in 19 games for the Black Bears making four starts... hit .385 with six runs scored... scored two runs against Cornell (3/14)... named a Maine Scholar-Athlete Award winner and named to the America East Commissioner's Academic Honor Roll.

IN 2014: Saw action in 22 games during his rookie season, making eight starts... named America East Rookie of the Week on Feb. 17... hit .220 with three runs scored and four RBI... stole a pair of bases... went 2-for-3 with an RBI in his collegiate debut at #13 Miami (2/16)... finished 2-for-4 with an RBI against NYIT... named a Maine Scholar-Athlete *Rising Star*.

BEFORE MAINE: Two-year baseball captain and most valuable player at Nelson High School... batted .600 in the New Era Cap Classic to earn a spot on the All-Star Team... top 17U hitter at Florida Spring Training 2012... played for Ontario Terriers baseball team... 2013 Nelson High School male athlete of the year... 2013 Burlington athlete of the year... four year honor roll student... 2013 Dane Tutton Award for the student-athlete with the highest academic average... was the valedictorian of his graduating class... born June 28, 1995... son of Mary and Neil Osborne... plans to major in biochemistry. e at Florida State (2/29)... named a Maine Scholar-Athlete *Rising Star* and named to the America East Academic Honor Roll.

BEFORE MAINE: Played for coach Scott Vandevalk at Southwood Secondary School... named captain his senior season... played for Canadian Junior National Team in 2010... member of the Provincial Team in 2010... also played basketball in high school... born June 2, 1993... son of Chuck and Sandy Doran... majoring in business.

| | G | AB | R | H | 2B | 3B | HR | RBI | BB | K | SB | CS | AVG | OBP | SLG |
|---------|----|----|---|----|----|----|----|-----|----|----|----|----|------|------|------|
| 2013-14 | 22 | 41 | 3 | 9 | - | - | - | 4 | 4 | 8 | 2 | 1 | .220 | .304 | .220 |
| 2014-15 | 19 | 13 | 6 | 5 | - | - | - | 0 | 6 | 4 | - | - | .385 | .579 | .385 |
| 2015-16 | - | - | - | - | - | - | - | - | - | - | - | - | - | - | - |
| Total | 41 | 54 | 9 | 14 | - | - | - | 4 | 10 | 12 | 2 | 1 | .259 | .385 | .259 |



#14 Jeremy Peña

Freshman • INF • R/R • 6-0 • 180
Santo Domingo, Dominican Republic
Classical HS

BEFORE MAINE: Attended Classical High School and was coached by Kenny Wnuk...Served as Captain his senior season...All-State Award...Two-time All-Division first team selection...Player of the year selection...Compiled a .390 batting average and two home runs...Also participated in Track and Field for four years and was a member of the State Championship team...Also ran Cross Country.

PERSONAL: Born September 22, 1997...Parents Carmen Cecilia Peña Pineyro and Geronimo Peña Martinez...Has Three siblings: Ostin, Geicy and Charos Peña...Father, Geronimo Peña, played professional baseball, seven years in the MLB.



#16 Nick Silva

Freshman • RHP • R/R • 6-2 • 205
Miami, Florida
Christopher Columbus HS

BEFORE MAINE: Attended Christopher Columbus High School and was coached by Joe Weber...Compiled a 5-0 record and a 1.30 ERA as a senior...Member of Regional, District and State Championship teams...Christopher Columbus High School earned ranking of 19th in the country by Perfect Game...2014 18-under WWBA All-Tournament team...2015 18-under BCS Finals All-Tournament team.

PERSONAL: Born December 17, 1996...Parents Susy Dunand and Fernando Silva...Has one sister that plays college volleyball...Uncle Alex Rodriguez plays for the New York Yankees.



#17 Alex Cabrera

Sophomore • INF • R/R • 5-8 • 165
Miami, Florida
Belen Jesuit

IN 2015: Appeared in 18 games for the Black Bears his rookie season, making 12 starts, at second base... hit .304 with five runs scored and two RBI... had a pair of doubles on the season... went 1-for-3 with two runs scored an an RBI vs. Milwaukee (2/15)... Named a Maine Scholar-Athlete *Rising Star* and named to the America East Academic Honor Roll.

BEFORE MAINE: Captain for coach Jerry Albert at Belen Jesuit... hit .413 with 50 runs scored, 55 hits, 25 RBI and a pair of home runs... team finished with a record of 20-8 and were regional runner-ups.... named a Miami-Dade County all-star... Florida Athletic Coaches Association all-star... Belen Jesuit baseball most valuable player... Belen Jesuit Sportsman of the Year... Jesuit Secondary Education Association Award... son of Ulises and Esperanza Cabrera... plans to major in biology.

| | G | AB | R | H | 2B | 3B | HR | RBI | BB | K | SB | CS | AVG | OBP | SLG |
|---------|----|----|---|----|----|----|----|-----|----|----|----|----|------|------|------|
| 2014-15 | 18 | 46 | 5 | 14 | 2 | - | - | 2 | 4 | 10 | - | - | .304 | .353 | .348 |
| 2015-16 | - | - | - | - | - | - | - | - | - | - | - | - | - | - | - |
| Total | 18 | 46 | 5 | 14 | 2 | - | - | 2 | 4 | 10 | - | - | .304 | .353 | .348 |



#19 Patrick Coughlin

Junior • C • R/R • 6-0 • 195
Cambridge, Ontario
Galt Collegiate Institute

IN 2015: Appeared in six games for the Black Bears... earned a pair of starts... recorded 15 put outs without making an error... named a Maine Scholar-Athlete Award winner.

IN 2014: Played in 20 games for the Black Bears his rookie season, making seven starts behind the plate... hit .171 with five RBI... went 1-for-1 with a pair of RBI in Maine's game against Presbyterian (3/8).

BEFORE MAINE: Catcher at Galt Collegiate Institute in Cambridge, Ontario... received the Aaron Wagner Award in 2010 in recognition of sportsmanship, dedication and perseverance... won a high school gold glove in 2011... born Feb. 28, 1995... son of Lori and Greg Coughlin... plans to major in kinesiology... father, Greg, played in the minor leagues for the Toronto Blue Jays in the late 1970's.

| | G | AB | R | H | 2B | 3B | HR | RBI | BB | K | SB | CS | AVG | OBP | SLG |
|---------|----|----|---|---|----|----|----|-----|----|----|----|----|------|------|------|
| 2013-14 | 20 | 35 | 1 | 6 | 1 | - | - | 5 | - | 15 | - | - | .171 | .167 | .200 |
| 2014-15 | 6 | 4 | 0 | 0 | - | - | - | 0 | 1 | 2 | - | - | .000 | .333 | .000 |
| 2015-16 | - | - | - | - | - | - | - | - | - | - | - | - | - | - | - |
| Total | 26 | 39 | 1 | 6 | 1 | - | - | 5 | 1 | 17 | - | - | .154 | .190 | .179 |



#20 Victor Danza

Freshman • RHP • R/R • 5-8 • 170
Garden City, New York
Garden City HS

BEFORE MAINE: Attended Garden City High School and was coached by Richard Smith and Marc Cuesta... Served as captain his junior and senior seasons...All-county selection in high school...Compiled a 2.06 ERA...Also a Connie Mac Qualifier...During the summer Danza plays for the Bayside Yankees.

PERSONAL: Born May 22, 1997...Parents Diana and Anthony Danza...Has two brothers and one sister



#22 Branden Geary

Senior • 1B • R/R • 6-2 • 170
South Hadley, Massachusetts
Tabor

IN 2015: Played in 40 games for the Black Bears, making 36 starts at first base... hit .280 with 21 runs scored and 20 RBI... had eight doubles and three home runs... went 4-for-4 with three runs scored and an RBI in Maine's game against LIU Brooklyn (3/10)... went 2-for-4 with two runs scored, two RBI and two doubles in Maine's game at UMass Lowell (4/12)... named a Maine Scholar-Athlete Award winner and named to the America East Academic Honor Roll.

IN 2014: Saw action in 28 games, making nine starts, all at first base... hit .220 with four runs scored and five RBI... had his best game of the season when he went 3-for-5 with a run scored and a career-high five RBI in Maine's 6-3 win at Stetson (3/2)... belted a pair of doubles in the game.

IN 2013: Appeared in 12 games his rookie season, making a pair of starts... hit .158 with six runs scored and three RBI... had two doubles and a home run for a .421 slugging percentage... picked up a pair of hits, both doubles, in Maine's win over Thomas (4/9)... hit a home run against UMaine Farmington (5/1)... named a Maine Scholar-Athlete *Rising Star* and named to the America East Academic Honor Roll.

BEFORE MAINE: Captain for Tom Angelo at Tabor Academy... hit .359 his senior season with 15 runs scored and 14 RBI... had a .561 on-base percentage and drew 17 walks... a 2012 First Team selection to the NEPSAC Conference his senior season... selected for Under Armour All-American game in Arizona... 2012 Marion Baseball Award for leadership and talent... First Team All-Western Massachusetts in hockey two for two years... born Sept. 5, 1992... son of Kathleen and Douglas Geary... plans to major in business and marketing... grandfather, Paul Dowd, was in the Red Sox organization in the late 1960's.

| | G | AB | R | H | 2B | 3B | HR | RBI | BB | K | SB | CS | AVG | OBP | SLG |
|---------|----|-----|----|----|----|----|----|-----|----|----|----|----|------|------|------|
| 2012-13 | 8 | 14 | 4 | 3 | 2 | - | 1 | 3 | 2 | 7 | - | - | .214 | .313 | .571 |
| 2013-14 | 28 | 50 | 4 | 11 | 3 | - | - | 5 | 4 | 12 | - | - | .220 | .278 | .280 |
| 2014-15 | 40 | 125 | 21 | 35 | 8 | - | 3 | 20 | 13 | 22 | 4 | 1 | .280 | .378 | .416 |
| 2015-16 | - | - | - | - | - | - | - | - | - | - | - | - | - | - | - |
| Total | 76 | 189 | 29 | 49 | 13 | - | 4 | 28 | 19 | 41 | 4 | 1 | .259 | .349 | .392 |



#23 Clay Conaway

Sophomore • RHP • R/R • 6-3 • 205
Georgetown, Delaware
Dematha Catholic

IN 2015: Made eight appearances on the mound for the Black Bears his rookie season... finished 1-0 with a 6.23 ERA... earned Maine's win at Bethune-Cookman (3/4)... pitched an inning against UMBC (4/14) where he fanned the side... had 12 strikeouts in 13 innings... named a Maine Scholar-Athlete *Rising Star* and named to the America East Commissioner's Academic Honor Roll.

BEFORE MAINE: Two-year captain... played three seasons at Sussex Central and one year at Dematha Catholic... as a senior, finished with a 1.97 ERA in 43 innings... posted a 0.92 ERA in the ESBL summer league in Salisbury, Maryland in 27 innings... finished as WCAL Champions with DeMatha his junior season... named a high school All-American in wrestling... son of Beth and Tim Conaway... plans to major in business... father pitched at the University of Delaware.

| | G | GS | W | L | SV | CG | IP | H | R | ER | BB | K | K/G | HR | ERA |
|---------|---|----|---|---|----|----|------|----|----|----|----|----|------|----|------|
| 2014-15 | 8 | 1 | 1 | 0 | 0 | - | 13.0 | 18 | 16 | 9 | 5 | 12 | 8.31 | 1 | 6.23 |
| 2015-16 | - | - | - | - | - | - | 0.0 | - | - | - | - | - | - | - | 0.00 |
| Total | 8 | 1 | 1 | 0 | 0 | - | 13.0 | 18 | 16 | 9 | 5 | 12 | 8.31 | 1 | 6.23 |



#24 Zach Winn

Junior • RHP • R/R • 6-2 • 180
Show Low, Arizona
Show Low HS

BEFORE MAINE: Attended Show Low High School and was coached by Brit Smith... Attended Howard College... Set Arizona State record for most home runs in one game... Was chosen by the Texas Rangers in the 2013 Draft in the 22nd round.

PERSONAL: Born September 4, 1994... Parents Stephanie and Jeff Winn... Has two younger brothers.



#25 Logan Fullmer
 Senior • RHP • R/R • 6-1 • 205
 Lebanon, Pennsylvania
 Cedar Crest

IN 2015: Named to the America East Second Team...
 Named to the America East All-Academic Team...

appeared in 21 games for the Black Bears, with 20 of his appearances coming out of the bullpen... tied for the team-lead in saves with four... finished 1-1 with a 3.75 ERA in 57.2 innings... finished second on the team in strikeouts with 51... pitched 5.1 innings against Albany (3/29) where he struck out six batters and allowed just one hit without surrendering a run.... named a Maine Scholar-Athlete Award winner and named to the America East Commissioner's Academic Honor Roll.

IN 2014: Appeared in 13 games for the Black Bears, making three starts... finished 3-1 with a 6.59 ERA... earned wins against St. Dakota State (3/9), Thomas (4/8) and UMPI (4/29)... struck out a career-high seven batters in Maine's win against UMPI (4/29)... his five innings in the game against the Owls was a season-high... finished with 20 strikeouts on the season... named a Maine Scholar-Athlete Award winner... named to Team Maine, for having the highest GPA on the baseball team for the 2013 calendar year.

IN 2013: Appeared in 15 games for the Black Bears his rookies season, making seven starts... finished 2-3 with a 5.62 ERA... struck out 27 batters in 40 innings... got the start against Florida A&M (2/24) where he went six innings and surrendered just a pair of hits... struck out a career-high five batters in the game... earned his first career win in the game... picked up the win against UMPI (4/30)... saw time on the mound against Binghamton in the America East Tournament (5/23)... named a Maine Scholar-Athlete *Rising Star* and named to the America East Academic Honor Roll.

BEFORE MAINE: Two-year captain for Chris Groff at Cedar Crest High School... finished his high school career with a mark of 25-8 and a 2.29 ERA... struck out 287 career batters... team was District III AAAA Champions in 2010 and 2012... in 2011, the team won the Section One AAAA Title and was Lancaster-Lebanon League Champions... holds the strikeout record at Cedar Crest... named to the 2012 Patriot News Big II Team... was a Pop-Kelchner nominee... born Dec. 16, 1993... son of Melanie and Robert Monk and Chris Fullmer... plans to major in food science and human nutrition.... mother played field hockey at Kent State University in the mid 1980's.

| | G | GS | W | L | SV | CG | IP | H | R | ER | BB | K | K/G | HR | ERA |
|---------|----|----|---|---|----|----|-------|-----|----|----|----|----|------|----|------|
| 2012-13 | 10 | 4 | 2 | 1 | 0 | - | 27.2 | 28 | 12 | 10 | 10 | 21 | 6.83 | - | 3.25 |
| 2013-14 | 13 | 3 | 3 | 1 | 0 | - | 27.1 | 45 | 25 | 20 | 9 | 20 | 6.59 | 2 | 6.59 |
| 2014-15 | 21 | 1 | 1 | 1 | 4 | - | 57.2 | 58 | 27 | 24 | 13 | 51 | 7.96 | 1 | 3.75 |
| 2015-16 | - | - | - | - | - | - | 0.0 | - | - | - | - | - | - | - | 0.00 |
| Total | 44 | 8 | 6 | 3 | 4 | - | 112.2 | 131 | 64 | 54 | 32 | 92 | 7.35 | 3 | 4.31 |



#26 Colin Ridley
 Freshamn • OF • R/R • 6-2 • 200
 Harwhich, Massachusetts
 Nauset/Avon Old Farm

BEFORE MAINE: Attended Nauset High School / Avon Old Farms and was coached by Robert Downing...Avon Old Farms League Champions 2014 and 2015...Avon Old Farms Colonial League Champions 2014 and 2015...Team Cape Cod New England Regional Champions 2014 and 2015...Avon Old Farms Honor Roll...2014 Senior Babe Ruth All World Series Team Selection.

PERSONAL: Born August 11, 1996...Parents Carole and Scott Ridley...Has three brothers: Ethan, Trevor and Graham.



#27 John Arel
 Sophomore • RHP • R/R • 6-7 • 275
 Burlington, Connecticut

IN 2015: Saw action in three games for the Black Bears... Did not record a decision... Finished with a 7.20 ERA in five innings pitched... struck out eight batters.

BEFORE MAINE: Played for coach Corey Carlson at Northwest Catholic... finished his high school career 21-8 with a 2.42 ERA... struck out 90 batters in 52 innings... two-time all-conference selection... played in junior and senior all-star game... played AAU baseball for the Connecticut Selects... also played hockey in high school... son of Stephen and Laurie Arel... plans to major in business.



#28 Caleb Kerbs
 Sophomore • INF • R/R • 5-8 • 175
 Brooklyn, New York
 Beacon

IN 2015: Did not appear in any games for the Black Bears... named a Maine Scholar-Athlete *Rising Star* and named to the America East Commissioner's Academic Honor Roll.

BEFORE MAINE: Two-year captain for Tom Covotsos at The Beacon School... hit .448 with 12 runs scored and 17 RBI with one home run in 10 games before being injured as a senior... team finished as Manhattan A West Division Champions four years in a row... earned the John Fernando Baseball Award... son of Ken Kerbs and Sarah Harbutt... undecided upon major.

| | G | GS | W | L | SV | CG | IP | H | R | ER | BB | K | K/G | HR | ERA |
|---------|---|----|---|---|----|----|-----|---|---|----|----|---|-------|----|------|
| 2014-15 | 3 | 0 | 0 | 0 | 0 | - | 5.0 | 6 | 4 | 4 | 3 | 8 | 14.40 | 1 | 7.20 |
| 2015-16 | - | - | - | - | - | - | 0.0 | - | - | - | - | - | - | - | 0.00 |
| Total | 3 | 0 | 0 | 0 | 0 | - | 5.0 | 6 | 4 | 4 | 3 | 8 | 14.40 | 1 | 7.20 |



#29 Eddie Emerson
 Freshman • LHP • L/L • 6-4 • 190
 Lewiston, Maine
 Lewiston HS

BEFORE MAINE: Previously attended IMG Academy in Bradenton, Florida and was coached by Nolan Neiman...Attended Lewiston High School and was coached by Dave Jordan... Served as captain in 2014...Selected as a member of Team Maine in the Maine v. New Hampshire All-Star game...Two time All-Conference selection...Also played football and served as captain and was an All-Conference selection... Played hockey as well and was selected All-State.

PERSONAL: Born October 11, 1995...Parents Beth and John Emerson...Has three older siblings: two brothers John, Will and one sister Mary.



#30 Connor Johnson
 Sophomore • LHP • L/L • 6-1 • 175
 Taunton, Massachusetts
 Bridgeton Academy

IN 2015: Saw action in 13 games for the Black Bears on the mound... finished 0-1 with a 4.50 ERA... struck out 16 batters in 18 innings... named a Maine Scholar-Athlete *Rising Star* and named to the America East Academic Honor Roll.

BEFORE MAINE: Played for former Maine standout Aaron Izaryk at Bridgeton Academy... captain as a senior at Taunton High School... finished his high school career 16-5 with a 1.70 ERA... struck out 137 batters in 133 innings... team was 2012 South Division I Finalists... 2013 Hockomock League Champions... 2013 Hockomock League all-star... two-time Taunton Gazette all-scholastic... 2012 Old Colony League All-Star... also played hockey and golf... son of Casey and Bill Johnson... an explorations major.

| | G | GS | W | L | SV | CG | IP | H | R | ER | BB | K | K/G | HR | ERA |
|---------|----|----|---|---|----|----|------|----|----|----|----|----|------|----|------|
| 2014-15 | 13 | 0 | 0 | 1 | 2 | - | 18.0 | 17 | 11 | 9 | 10 | 16 | 8.00 | 2 | 4.50 |
| 2015-16 | - | - | - | - | - | - | 0.0 | - | - | - | - | - | - | - | 0.00 |
| Total | 13 | 0 | 0 | 1 | 2 | - | 18.0 | 17 | 11 | 9 | 10 | 16 | 8.00 | 2 | 4.50 |



#31 Chris Murphy
 Sophomore • RHP • R/R • 6-5 • 270
 Billerica, Massachusetts
 Billerica HS

IN 2015: Did not appear in any games for the Black Bears... named to the America East Academic Honor

Roll.



#32 Christian Garabedian
 Sophomore • INF • L/R • 6-0 • 200
 Miami, Florida
 Christopher Columbus HS

IN 2015: Appeared in 26 games for the Black Bears his rookie season, making 17 starts... hit .247 with five runs scored and five RBI... went 3-for-4 at Hartford (3/21).

| | G | AB | R | H | 2B | 3B | HR | RBI | BB | K | SB | CS | AVG | OBP | SLG |
|---------|----|----|---|----|----|----|----|-----|----|----|----|----|------|------|------|
| 2014-15 | 26 | 73 | 5 | 18 | 2 | - | - | 5 | 6 | 13 | - | - | .247 | .313 | .274 |
| 2015-16 | - | - | - | - | - | - | - | - | - | - | - | - | - | - | - |
| Total | 26 | 73 | 5 | 18 | 2 | - | - | 5 | 6 | 13 | - | - | .247 | .313 | .274 |



#33 Kevin Stypulkowski

Senior • C • S/R • 6-2 • 220

Lake Worth, Florida

Miami Dade CC

IN 2015: Played in 41 games for the Black Bears, making 36 starts... named America East Player of the Week on May 11... hit .254 with 22 runs scored and 26 RBI... had 10 doubles and a pair of home runs... went 2-for-3 with two runs scored and three RBI in Maine's game against Binghamton (5/9)... hit a pair of home runs in the game.

| | G | AB | R | H | 2B | 3B | HR | RBI | BB | K | SB | CS | AVG | OBP | SLG |
|---------|----|-----|----|----|----|----|----|-----|----|----|----|----|------|------|------|
| 2014-15 | 41 | 130 | 22 | 33 | 10 | - | 2 | 26 | 15 | 15 | 2 | 2 | .254 | .324 | .377 |
| 2015-16 | - | - | - | - | - | - | - | - | - | - | - | - | - | - | - |
| Total | 41 | 130 | 22 | 33 | 10 | - | 2 | 26 | 15 | 15 | 2 | 2 | .254 | .324 | .377 |



#34 Gage Feeney

Freshman • RHP • R/R • 6-3 • 185

East Machias, Maine

Washington HS



#35 Jeff Gelinas
 Junior • RHP • R/R • 6-4 • 200
 Saco, Maine
 Thornton Academy

IN 2015: Appeared in 13 games for the Black Bears, making six starts... finished 3-1 with a 5.51 ERA... went seven innings against LIU Brooklyn (3/10) where he struck out a season-high seven batters... allowed just one hit in the game... struck out six batters in a win against Mount St. Mary's (3/3).

IN 2014: Had a strong freshman season for the Black Bears on the mound... named to the America East All-Rookie Team... appeared in 17 games for the Black Bears on the mound, making the majority of his eight starts in America East play... finished 3-4 with a 3.86 ERA... picked up his first career win when he got the start and went five innings in Maine's 3-2 win at Florida Atlantic (3/11)... pitched seven innings where he allowed just two hits and no runs against Hartford (4/7)... he struck out seven batters in the game... went six innings and allowed one run on three hits to earn a 2-1 win over UMass Lowell (4/13)... recorded six strikeouts in games against Lehigh (3/5) and NYIT (4/26)... named a Maine Scholar-Athlete *Rising Star*.

BEFORE MAINE: Two-year captain for Ray Petit at Thornton Academy where he saw time as both a pitcher and an infielder... hit .400 with 10 runs scored and 30 RBI... belted four home runs... went 5-3 on the mound with 63 strikeouts... named All-State and first base... a second team selection as a pitcher... Gatorade Player of the Year finalist... Showcase League pitcher of the year... named Second Team All-State in basketball... received the coaches award in both baseball and basketball... born Feb. 21, 1995... son of Laura Gelinas... plans to major in business administration.... mother, Laura, played lacrosse at St. Lawrence University.

| | G | GS | W | L | SV | CG | IP | H | R | ER | BB | K | K/G | HR | ERA |
|---------|----|----|---|---|----|----|------|----|----|----|----|----|------|----|------|
| 2013-14 | 17 | 8 | 3 | 4 | 1 | - | 51.1 | 47 | 30 | 22 | 24 | 35 | 6.14 | 2 | 3.86 |
| 2014-15 | 13 | 6 | 3 | 1 | 0 | - | 32.2 | 43 | 23 | 20 | 23 | 29 | 7.99 | 1 | 5.51 |
| 2015-16 | - | - | - | - | - | - | 0.0 | - | - | - | - | - | - | - | 0.00 |
| Total | 30 | 14 | 6 | 5 | 1 | - | 84.0 | 90 | 53 | 42 | 47 | 64 | 6.86 | 3 | 4.50 |



#36 Justin Courtney
 Sophomore • RHP • R/R • 6-5 • 225
 Bangor, Maine
 Bangor HS

IN 2015: Had an outstanding rookie campaign for the Black Bears... Named a Louisville Slugger Freshman All-American... named to the America East Second Team... named to the America East All-Rookie Team... named America East Co-Pitcher of the Week (5/4) and America East Rookie of the Week (5/18)... led the team with a 3.24 ERA... finished 5-6 on the season... finished second on the team in wins (5) and innings pitched (72.1)... pitched a pair of complete games... went 5.1 innings and struck out four batters in a start against Clemson (2/21)... allowed just one run in four of five straight starts late in the season... named a Maine Scholar-Athlete *Rising Star* and named to the America East Academic Honor Roll.

BEFORE MAINE: Senior captain for Jeff Fahey at Bangor High School... paced Bangor his senior season with a 7-1 record, 1.20 ERA with 77 strikeouts... winning pitcher with a complete game, one hit shutout in the 2014 Class A State Championship game..... pitched and played outfield in American Legion state and regional baseball action with 71 strikeouts... hit .368 with 35 RBI and a pair of home runs between Bangor High School and his American Legion teams... led Bangor to both the 2014 Maine High School Class A State Championship and the 2014 American Legion Maine State Championship... named the 2014 Zone I American Legion Player of the Year... named a 2014 Perfect Game Northeast Region Honorable Mention All-American... named to the 2014 Maine All-State Baseball Team... first Team All-KVAC selection in 2013 and 2014... also played four years of soccer and hockey, where he was a finalist for the 2014 Travis Roy Award, given to the state's best high school hockey player... son of Jeff and Debbie Courtney, brother of Derek and Garrett... undecided major in the Honors College.

| | G | GS | W | L | SV | CG | IP | H | R | ER | BB | K | K/G | HR | ERA |
|---------|----|----|---|---|----|----|------|----|----|----|----|----|------|----|------|
| 2014-15 | 14 | 13 | 5 | 6 | 0 | 2 | 72.1 | 84 | 37 | 26 | 27 | 38 | 4.73 | 3 | 3.24 |
| 2015-16 | - | - | - | - | - | - | 0.0 | - | - | - | - | - | - | - | 0.00 |
| Total | 14 | 13 | 5 | 6 | 0 | 2 | 72.1 | 84 | 37 | 26 | 27 | 38 | 4.73 | 3 | 3.24 |





#37 Jonah Normandeau
 Sophomore • RHP • R/R • 6-1 • 200
 Cumberland, Maine
 Bridgeton Academy

IN 2015: Saw action in six games for the Black Bears, making one start.

| | G | GS | W | L | SV | CG | IP | H | R | ER | BB | K | K/G | HR | ERA |
|---------|---|----|---|---|----|----|-----|----|---|----|----|---|------|----|------|
| 2014-15 | 6 | 1 | 0 | 0 | 0 | - | 6.1 | 10 | 8 | 7 | 5 | 4 | 5.68 | - | 9.95 |
| 2015-16 | - | - | - | - | - | - | 0.0 | - | - | - | - | - | - | - | 0.00 |
| Total | 6 | 1 | 0 | 0 | 0 | - | 6.1 | 10 | 8 | 7 | 5 | 4 | 5.68 | - | 9.95 |



#38 Charlie Butler
 Senior • RHP • R/R • 6-3 • 245
 Marlborough, Massachusetts
 Nashoba Regional

IN 2015: Led the team with 23 appearances, all coming out of the bullpen... finished 3-5 with a 4.80 earned run average... tied for the team-lead in saves with four... struck out 38 batters in 45 innings pitched.

IN 2014: Appeared in 21 games for the Black Bears, with 20 of them coming out of the bullpen... finished 1-5 with a 2.54 ERA... earned a victory in relief against Northeastern (3/4)... led the Black Bears in saves with five... struck out three batters in his season debut at #13 Miami (2/14)... recorded a save in each game of a doubleheader at UMass Lowell (4/12).

IN 2013: Saw action in 10 games on the mound his rookie season... posted a 2.79 ERA... struck out nine batters... appeared in six straight games to begin his freshman campaign without allowing an earned run... picked up a save against Florida A&M (2/24)... went a season-high 5.2 innings against Western Michigan (3/6) where he scattered six hits without allowing a run... named a Maine Scholar-Athlete *Rising Star*.

BEFORE MAINE: Played baseball for coach Chuck Schoolcraft at Nashoba Regional... served as a captain his senior season where he finished with a record of 6-2... had a 0.91 ERA with 90 strikeouts... he pitched one no-hitter and five one-hit games... his final two season, he hit .382 with 47 RBI, a .483 on-base percentage and 10 home runs... finished his senior year making the super team and all-state team in Massachusetts and the mid watch B most valuable player... born Jan. 9, 1994... son of Laurel and Chuck Butler... a kinesiology and physical education major with a minor in administration... cousin, Bobby Butler, plays in the National Hockey League.

| | G | GS | W | L | SV | CG | IP | H | R | ER | BB | K | K/G | HR | ERA |
|---------|----|----|---|----|----|----|------|-----|----|----|----|----|------|----|------|
| 2012-13 | 5 | 0 | 0 | 0 | 1 | - | 7.2 | 9 | 4 | 4 | 6 | 4 | 4.70 | - | 4.70 |
| 2013-14 | 21 | 1 | 1 | 5 | 5 | - | 39.0 | 35 | 20 | 11 | 15 | 26 | 6.00 | 2 | 2.54 |
| 2014-15 | 23 | 0 | 3 | 5 | 4 | - | 45.0 | 57 | 31 | 24 | 14 | 38 | 7.60 | 2 | 4.80 |
| 2015-16 | - | - | - | - | - | - | 0.0 | - | - | - | - | - | - | - | 0.00 |
| Total | 49 | 1 | 4 | 10 | 10 | - | 91.2 | 101 | 55 | 39 | 35 | 68 | 6.68 | 4 | 3.83 |




#40 Andrew Moser

Sophomore • C • R/R • 5-11 • 190
 Bensalem, Pennsylvania
 Bensalem

IN 2015: Did not appear in any games for the Black Bears... named a Maine Scholar-Athlete *Rising Star* and named to the America East Academic Honor Roll.

BEFORE MAINE: Two-year captain for Harry Daut at Bensalem High School... Hit .398 as a senior after hitting .357 as a junior, .426 as a sophomore and .267 as a freshman... threw out 68 percent of potential base stealers during his four years... team finished as league runner-up his sophomore season and was knocked out in the regionals... listed as one of the top four catchers in Pennsylvania by Perfect Game... named to the honor roll all four years... son of Charlotte and Daniel Moser... undecided upon major... father played football at Wilkes University.



#41 Matt Coppens

Junior • RHP • R/R • 6-7 • 210
 Ajax, Ontario
 St. Charles Garnier

IN 2014: Did not appear in any games for the Black Bears.

BEFORE MAINE: Played for coaches Chris Kemlo and Rob Butler on the Ontario Prospects Team... named valedictorian in 2012... also played volleyball and basketball.. has a twin sister who is captain of the ringette team at the University of Western Ontario... born Jan. 31, 1994... son of Elaine and Robert Coppens... an athletic training major.



#55 Jake Marks
 Senior • RHP • R/R • 6-1 • 170
 Sarnia, Ontario
 St. Clair Secondary

IN 2015: Saw action in 11 games for the Black Bears, making nine starts... finished 2-5 with a 8.55 ERA... struck out 33 batters in 40 innings pitched... struck out a season-high seven batters in Maine's game against Illinois State (3/13)... named a Maine Scholar-Athlete Award winner and named to the America East Commissioner's Academic Honor Roll.

IN 2014: Saw action in 12 games, making four starts... finished 0-2 with a 8.84 ERA... got the start in the rubber game against #13 Miami (2/16)... also got a start the following weekend at then #13 Clemson where he went four innings... pitched two innings of scoreless relief against Lehigh (3/5)... pitched two innings of scoreless relief, fanning a pair of batters against UMPI (4/29).

IN 2013: Played in 14 games for the Black Bears his rookie season, starting four... finished 4-0 with a 3.16 ERA... struck out 17 batters in 31.1 innings... opponents hit just .207 against him... pitched a complete game shutout at Florida Atlantic (3/12) where he scattered three hits while striking out a career-high eight en route to America East Rookie of the Week honors... picked up a pair of saves in Maine's weekend series at UMBC (4/13 and 4/14)... went six innings against Boston College (5/14) to earn his fourth win of the season... named a Maine Scholar-Athlete *Rising Star*.

BEFORE MAINE: Last year, posted a record of 7-2 with 104 strikeouts and a 1.51 ERA in 78 innings for the Sarnia Braves, Windsor Selects and East Coach Michigan... pitched one no-hitter and a pair of one-hitters... member of the 2012 Canadian Junior National Team... won a silver medal at the World Junior Championships in Seoul, South Korea... won a gold medal in 2011 with Team Ontario... born Jan. 16, 1994... son of John and Kelly Marks... plans to major in secondary education... drafted in the 2012 MLB entry draft in the 28th round, 860th overall, by the New York Mets.

| | G | GS | W | L | SV | CG | IP | H | R | ER | BB | K | K/G | HR | ERA |
|---------|----|----|---|---|----|----|------|-----|----|----|----|----|------|----|------|
| 2012-13 | 7 | 1 | 1 | 0 | 2 | - | 10.1 | 9 | 7 | 5 | 8 | 4 | 3.48 | - | 4.35 |
| 2013-14 | 12 | 4 | 0 | 2 | 0 | - | 18.1 | 28 | 22 | 18 | 15 | 10 | 4.91 | - | 8.84 |
| 2014-15 | 11 | 9 | 2 | 5 | 0 | - | 40.0 | 66 | 39 | 38 | 19 | 33 | 7.43 | 2 | 8.55 |
| 2015-16 | - | - | - | - | - | - | 0.0 | - | - | - | - | - | - | - | 0.00 |
| Total | 30 | 14 | 3 | 7 | 2 | - | 68.2 | 103 | 68 | 61 | 42 | 47 | 6.16 | 2 | 8.00 |



#99 Jonathan Salcedo
 Senior • C • R/R • 5-11 • 185
 Providence, Rhode Island
 Times Squared Academy

IN 2015: Saw action in 28 games for the Black Bears, starting 17 games behind the plate... scored five runs and drove in three... belted a home run at NYIT (5/2)... named a Maine Scholar-Athlete Award winner... named to the America East Commissioner's Academic Honor Roll.

IN 2014: Saw action in 52 games for the Black Bears, making 46 starts behind the plate... hit .214 with 22 runs scored and 15 RBI... had four doubles and a pair of home runs on the campaign.. went 2-for-4 with a run scored and an RBI in Maine's game at Florida Atlantic (3/12)... homered in Maine's game at Binghamton (4/20)... went 2-for-3 with a runs scored and two RBI in Maine's 9-4 win over Albany (5/10)... named a Maine Scholar-Athlete Award winner.

IN 2013: Played in 24 games for the Black Bears, earning 11 starts... hit .234 with five runs scored and four RBI... had four doubles on the season... went 2-for-2 with a runs scored at Stetson (2/23)... also had a pair of hits against Chicago State (3/10)... named a Maine Scholar-Athlete *Rising Star* and also named to the America East Commissioner's Academic Honor Roll.

BEFORE MAINE: Captain for Dave Hansen at Central High School in Rhode Island... saw time as catcher... born Jan. 7, 1994... son of Rebeka and Nicolas Salcedo... plans to major in pre law... has two brothers who played baseball at Rhode Island College.

| | G | AB | R | H | 2B | 3B | HR | RBI | BB | K | SB | CS | AVG | OBP | SLG |
|---------|----|-----|----|----|----|----|----|-----|----|----|----|----|------|------|------|
| 2012-13 | 13 | 21 | 4 | 7 | 3 | - | - | 2 | 5 | 1 | 2 | 1 | .333 | .462 | .476 |
| 2013-14 | 52 | 126 | 22 | 27 | 4 | - | 2 | 15 | 20 | 37 | - | - | .214 | .331 | .294 |
| 2014-15 | 28 | 59 | 5 | 5 | 1 | - | 1 | 3 | 10 | 15 | - | - | .085 | .217 | .153 |
| 2015-16 | - | - | - | - | - | - | - | - | - | - | - | - | - | - | - |
| Total | 93 | 206 | 31 | 39 | 8 | - | 3 | 20 | 35 | 53 | 2 | 1 | .189 | .313 | .272 |



Hitting Statistics 2015

| Player | avg | gp-gs | ab | r | h | 2b | 3b | hr | rbi | tb | slg% | bb | hp | so | gdp | ob% | sf | sh | sb-att | po | a | e | fld% | |
|---------------------|------|-------|------|-----|-----|----|----|----|-----|-----|------|-----|----|-----|-----|------|----|----|--------|------|-----|----|-------|--|
| Morrill, Luke | .367 | 50-46 | 177 | 34 | 65 | 18 | 0 | 2 | 29 | 89 | .503 | 22 | 2 | 25 | 1 | .438 | 2 | 0 | 8-9 | 35 | 73 | 11 | .908 | |
| Chappell, Brett | .316 | 51-51 | 190 | 24 | 60 | 12 | 1 | 2 | 38 | 80 | .421 | 19 | 3 | 38 | 3 | .369 | 10 | 3 | 1-1 | 73 | 102 | 19 | .902 | |
| Heath, Scott | .308 | 52-52 | 201 | 34 | 62 | 16 | 0 | 6 | 29 | 96 | .478 | 30 | 3 | 23 | 3 | .399 | 4 | 0 | 4-5 | 79 | 24 | 3 | .972 | |
| Balzano, Sam | .308 | 52-52 | 224 | 33 | 69 | 9 | 0 | 0 | 19 | 78 | .348 | 15 | 4 | 20 | 2 | .359 | 2 | 7 | 9-15 | 135 | 1 | 2 | .986 | |
| Doran, Brian | .267 | 51-51 | 187 | 27 | 50 | 7 | 0 | 3 | 29 | 66 | .353 | 25 | 3 | 23 | 0 | .358 | 3 | 1 | 9-13 | 107 | 4 | 1 | .991 | |
| Stypulkowski, Kevin | .254 | 41-36 | 130 | 22 | 33 | 10 | 0 | 2 | 26 | 49 | .377 | 15 | 0 | 15 | 3 | .324 | 3 | 0 | 2-4 | 209 | 20 | 4 | .983 | |
| Bussey, Shane | .250 | 46-43 | 156 | 30 | 39 | 7 | 3 | 0 | 17 | 52 | .333 | 20 | 4 | 34 | 1 | .346 | 2 | 2 | 8-9 | 83 | 135 | 13 | .944 | |
| ----- | | | | | | | | | | | | | | | | | | | | | | | | |
| Osborne, Jake | .385 | 19-4 | 13 | 6 | 5 | 0 | 0 | 0 | 0 | 5 | .385 | 6 | 0 | 4 | 0 | .579 | 0 | 0 | 0-0 | 7 | 0 | 0 | 1.000 | |
| Cabrera, Alex | .304 | 18-12 | 46 | 5 | 14 | 2 | 0 | 0 | 2 | 16 | .348 | 4 | 0 | 10 | 2 | .353 | 1 | 2 | 0-0 | 23 | 24 | 1 | .979 | |
| Geary, Brenden | .280 | 40-36 | 125 | 21 | 35 | 8 | 0 | 3 | 20 | 52 | .416 | 13 | 8 | 22 | 3 | .378 | 2 | 3 | 4-5 | 271 | 23 | 6 | .980 | |
| Della Fera, Lou | .250 | 16-8 | 28 | 1 | 7 | 0 | 0 | 0 | 1 | 7 | .250 | 2 | 1 | 6 | 1 | .323 | 0 | 0 | 3-4 | 23 | 2 | 0 | 1.000 | |
| Garabedian, Chris. | .247 | 26-17 | 73 | 5 | 18 | 2 | 0 | 0 | 5 | 20 | .274 | 6 | 1 | 13 | 2 | .313 | 0 | 0 | 0-0 | 55 | 11 | 4 | .943 | |
| Adam, Steven | .221 | 26-16 | 68 | 14 | 15 | 4 | 0 | 0 | 8 | 19 | .279 | 6 | 1 | 19 | 3 | .293 | 0 | 0 | 2-2 | 23 | 0 | 2 | .920 | |
| Brennan, Bobby | .214 | 13-9 | 28 | 2 | 6 | 0 | 0 | 0 | 1 | 6 | .214 | 2 | 1 | 7 | 1 | .281 | 1 | 0 | 0-1 | 12 | 10 | 1 | .957 | |
| Diaz, Danny | .203 | 27-16 | 69 | 6 | 14 | 2 | 0 | 2 | 12 | 22 | .319 | 1 | 1 | 17 | 5 | .222 | 1 | 1 | 0-0 | 39 | 16 | 2 | .965 | |
| Salcedo, Jonathan | .085 | 28-17 | 59 | 5 | 5 | 1 | 0 | 1 | 3 | 9 | .153 | 10 | 0 | 15 | 1 | .217 | 0 | 2 | 0-0 | 124 | 24 | 2 | .987 | |
| Coughlin, Patrick | .000 | 6-2 | 4 | 0 | 0 | 0 | 0 | 0 | 0 | 0 | .000 | 1 | 1 | 2 | 0 | .333 | 0 | 1 | 0-0 | 15 | 0 | 0 | 1.000 | |
| Stauble, Sam | .000 | 1-0 | 0 | 1 | 0 | 0 | 0 | 0 | 0 | 0 | .000 | 0 | 0 | 0 | 0 | .000 | 0 | 0 | 0-0 | 0 | 0 | 0 | .000 | |
| Johnson, Connor | .000 | 1-0 | 0 | 1 | 0 | 0 | 0 | 0 | 0 | 0 | .000 | 0 | 0 | 0 | 0 | .000 | 0 | 0 | 0-0 | 2 | 2 | 1 | .800 | |
| Totals | .280 | 52 | 1778 | 271 | 497 | 98 | 4 | 21 | 239 | 666 | .375 | 197 | 33 | 293 | 31 | .357 | 31 | 22 | 50-68 | 1334 | 520 | 81 | .958 | |

Pitching Statistics 2015

| Player | era | w-l | app | gs | cg | sho | sv | ip | h | r | er | bb | so | 2b | 3b | hr | b/avg | wp | hp | bks | sfa | sha |
|---------------------|-------|-------|-----|----|----|-----|----|-------|-----|-----|-----|-----|-----|-----|----|----|-------|----|----|-----|-----|-----|
| Heath, Scott | 4.21 | 6-4 | 14 | 14 | 3 | 0/0 | 0 | 83.1 | 99 | 48 | 39 | 27 | 65 | 20 | 1 | 0 | .292 | 7 | 5 | 0 | 2 | 7 |
| Courtney, Justin | 3.24 | 5-6 | 14 | 13 | 2 | 0/0 | 0 | 72.1 | 84 | 37 | 26 | 27 | 38 | 11 | 4 | 3 | .294 | 4 | 3 | 3 | 3 | 5 |
| G-Deschesnes, Jacob | 3.53 | 3-3 | 19 | 5 | 0 | 0/1 | 0 | 58.2 | 55 | 27 | 23 | 17 | 36 | 12 | 2 | 4 | .252 | 2 | 3 | 0 | 4 | 3 |
| Fullmer, Logan | 3.75 | 1-1 | 21 | 1 | 0 | 0/0 | 4 | 57.2 | 57 | 27 | 24 | 13 | 51 | 11 | 4 | 1 | .257 | 1 | 4 | 0 | 4 | 4 |
| ----- | | | | | | | | | | | | | | | | | | | | | | |
| Butler, Charlie | 4.80 | 3-5 | 23 | 0 | 0 | 0/2 | 4 | 45.0 | 57 | 31 | 24 | 14 | 38 | 6 | 2 | 2 | .317 | 0 | 1 | 0 | 2 | 10 |
| Marks, Jake | 8.55 | 2-5 | 11 | 9 | 0 | 0/0 | 0 | 40.0 | 66 | 39 | 38 | 19 | 33 | 20 | 3 | 2 | .375 | 3 | 4 | 0 | 5 | 1 |
| Gelinas, Jeff | 5.51 | 3-1 | 13 | 6 | 0 | 0/1 | 0 | 32.2 | 43 | 23 | 20 | 23 | 29 | 11 | 0 | 1 | .333 | 4 | 2 | 1 | 2 | 2 |
| Johnson, Connor | 4.50 | 0-1 | 13 | 0 | 0 | 0/0 | 2 | 18.0 | 16 | 11 | 9 | 10 | 16 | 0 | 1 | 2 | .229 | 0 | 1 | 0 | 0 | 2 |
| Conaway, Clay | 6.23 | 1-0 | 8 | 1 | 0 | 0/1 | 0 | 13.0 | 18 | 16 | 9 | 5 | 12 | 6 | 0 | 1 | .290 | 3 | 1 | 0 | 0 | 0 |
| Piteo, Chris | 10.80 | 0-1 | 5 | 1 | 0 | 0/0 | 0 | 10.0 | 17 | 14 | 12 | 5 | 13 | 5 | 0 | 0 | .362 | 3 | 2 | 1 | 1 | 0 |
| Normandeau, Jonah | 9.95 | 0-0 | 6 | 1 | 0 | 0/1 | 0 | 6.1 | 10 | 8 | 7 | 5 | 4 | 2 | 1 | 0 | .370 | 1 | 1 | 0 | 0 | 1 |
| Arel, John | 7.20 | 0-0 | 3 | 0 | 0 | 0/0 | 0 | 5.0 | 6 | 4 | 4 | 3 | 8 | 0 | 0 | 1 | .300 | 0 | 1 | 0 | 0 | 0 |
| Morrill, Luke | 13.50 | 0-1 | 2 | 1 | 0 | 0/0 | 0 | 2.2 | 7 | 5 | 4 | 2 | 3 | 4 | 0 | 0 | .467 | 1 | 0 | 0 | 0 | 0 |
| Totals | 4.84 | 24-28 | 52 | 52 | 5 | 2/2 | 10 | 444.2 | 535 | 290 | 239 | 170 | 346 | 108 | 18 | 17 | .299 | 29 | 28 | 5 | 23 | 35 |
| Opponents | 4.14 | 28-24 | 52 | 52 | 3 | 3/3 | 6 | 452.2 | 497 | 271 | 208 | 197 | 293 | 98 | 4 | 21 | .280 | 57 | 33 | 4 | 31 | 22 |

PB - Team (7), Salcedo, J. 5, Stypulkowski 2, Opp (15). Pickoffs - Team (11), Heath, S. 5, Courtney, J. 3, Salcedo, J. 1, Marks, J. 1, Morrill, L. 1, Opp (8). SBA/ATT - Salcedo, J. (34-47), Stypulkowski (31-40), G-Deschesnes (12-18), Heath, S. (10-17), Courtney, J. (10-15), Gelinas, J. (7-11), Marks, J. (9-10), Fullmer, L. (8-8), Butler, C. (5-7), Coughlin, P. (5-5), Piteo, C. (4-4), Normandeau, (4-4), Arel, J. (1-1).



Team Records**SINGLE SEASON**

Games Played: 66, 1991
Games Won: 48, 1991
Home Wins: 21, 1990
Road Wins: 28, 1986
Consecutive Wins: 23, 1991
At-Bats: 2215, 1991
Runs: 528, 1986
Hits: 729, 1986
Walks: 319, 1991
Sacrifice Hits: 61, 1991, 1994
Strikeouts: 373, 1991
Doubles: 131, 1986
Triples: 30, 2010
Home Runs: 75, 1991
Stolen Bases: 103, 1991
RBI: 479, 1986
Total Bases: 1117, 1986
Batting Average: .337, 1986
Fielding Average: .978, 1973
 (led NCAA Div.1)
Double Plays: 71, 2009

GAME

At-Bats: 62 vs. Providence, 1983
 vs. Lamar, 2010
Runs: 32 vs. UMBC, 2012
Hits: 26 vs. Bowdoin, 1985
Walks: 18 vs. Providence, 1983
Strikeouts: 23 vs. Providence, 1983
Doubles: 9 vs. UMBC, 2012
Triples: 5 vs. Maryland State, 1965
Home Runs: 7 vs. St. John's, 1986
Stolen Bases: 10 vs. N.J.I.T., 2010
RBI: 27 vs. Husson, 1976
Total Bases: 47 vs. St. John's, 1986

INNING

Runs: 14 vs. Maryland State, 1965

GENERAL

Triple Plays: May 18, 1985, Maine
 vs. LaSalle, Jim Overstreet - Gary
 Dube - Rick Bernardo (5-4-3);

March 14, 1994 at Fresno State, Maine
 vs. Illinois St., Matt Trahan- Jeff Longo -
 Mark Ballard - Dan Catlin (5-3-1-4),

April 30, 2003, Maine vs. Holy Cross, Joe
 Drapeau-Brett Ouellette- Jesse Carlton
 (5-4-3) in Sanford, Maine.


Longest Games Played:

18 inn.- Maine 5, Providence 4, 1983
 17 in.- Lamar 5, Maine 4, 2010
 16 inn.-Maine 3, Colby 2, 1903
 15 inn.-UConn 2, Maine 0, 1957
 15 inn.-UConn 5, Maine 3, 1959
 15 inn.-Maine 3, UConn 2, 1965

Hitting Records

CAREER

Games Played
 238, Mark Sweeney 1988-91
At-Bats
 857, Mark Sweeney 1988-91
Runs Scored
 240, Mark Sweeney 1988-91
Hits
 328, Mark Sweeney 1988-91
Walks
 136, Mike Ross 1999-02
Strikeouts
 167, Rex Turner 1995-98
Singles
 212, T.J. Sheedy 1995-98
Doubles
 66, Mark Sweeney 1988-91
Triples
 20, Taylor Lewis 2009-2011
Home Runs
 52, Mark Sweeney 1988-91
RBI
 211, Mark Sweeney 1988-91
Stolen Bases
 74, Michael Fransoso 2010-13
Total Bases
 568, Mark Sweeney 1988-91
Highest Slugging Percentage
 .663, Mark Sweeney 1988-91
Extra Base Hits
 127, Mark Sweeney 1988-91



Mark Sweeney still holds 21 records at

SINGLE SEASON

Games Played
 66, Brian Seguin 1991

At-Bats

265, Gary LaPierre 1986

Runs Scored

77, Mark Sweeney 1991

Hits

91, Brian Seguin 1990

Walks

54, Mark Sweeney 1991

Strikeouts

58, Simon Williams 2004

Singles

74, Brian Seguin 1990

Doubles

22, Mark Sweeney 1989

Triples

13, Taylor Lewis 2010

Home Runs

23, Mark Sweeney 1991

RBI

80, Mark Sweeney 1991

Stolen Bases

38, Danny Menendez 2009

Total Bases

178, Mark Sweeney 1991

Highest Batting Average

.508, Kevin Goodhue 1974

(min. 50 AB)

.438, Brad Colton 1981

(min. 75 AB)

.428, Rick Bernardo 1986

(min. 200 AB)

Highest Slugging Percentage

.821, Rick Bernardo 1986

Extra Base Hits

39, Rick Bernardo 1986

39, Mark Sweeney 1991

GAME**At-Bats**

9, Jeff Paul vs. Providence 1983

Runs Scored

6, Mark Sweeney vs. USM 1988

6, Brian Poire vs. UMass 1998

Hits

7, Mike Livulpi vs. Quinnipiac 2000

Walks

6, Kevin Bernier vs. Providence, 1983*

Strikeouts

6, Peter Bushway vs. Providence 1983

Doubles

5, Tom Vanidestine vs. Miami 1981*

*-ties NCAA Record

Triples

2, Taylor Lewis vs. Sacred Heart 2009

2, Ian Leisenheimer vs. Penn 2009

2, Curt Smith at New Orleans 2007

2, Matt McGraw vs. LIU 2006

2, Curt Smith vs. Vermont 2005

2, Joe Hough vs. Husson 2004

2, Larry Coughlin vs. Vermont 1982

2, Pete Adams vs. Southern Maine 1982

2, Taylor Lewis vs. Penn 2010

2, Michael Fransoso vs. Hartford 2010

Hitting Records

Home Runs

| | |
|---------------------------------|------|
| 4, Bill Reynolds vs. St. John's | 1986 |
| RBI | |
| 9 Bill Reynolds vs. St. John's | 1986 |

Stolen Bases

| | |
|------------------------------|------|
| 5, Danny Menendez vs. Thomas | 2009 |
|------------------------------|------|

Total Bases

| | |
|----------------------------------|------|
| 16, Bill Reynolds vs. St. John's | 1986 |
|----------------------------------|------|

Extra Base Hits

| | |
|------------------------------|------|
| 5, Tom Vanidestine vs. Miami | 1981 |
|------------------------------|------|

INNING

Home Runs

| | |
|------------------------------|------|
| 2, Mark Sweeney vs. Hartford | 1991 |
| 2, Simon Williams vs. Pace | 2002 |
| 2 Greg Creek vs. Brown | 2004 |

GENERAL

Most Consecutive Games With A Hit

| | |
|------------------|------|
| 27, Brian Seguin | 1990 |
|------------------|------|

Most Consecutive Hits

| | |
|------------------|------|
| 11, Mark Sweeney | 1988 |
|------------------|------|

Hit For The Cycle

| | |
|-----------------------|------|
| Rex Turner vs. Drexel | 1997 |
|-----------------------|------|

Career Leaders

Hits, Player, College Years

| | No. |
|------------------------------|-----|
| 1. Mark Sweeney, 1988-91 | 328 |
| 2. Curt Smith, 2005-2008 | 300 |
| 3. Joel Barrett, 2004-2007 | 283 |
| 4. Michael Fransoso, 2010-13 | 269 |
| 5. T. J. Sheedy, 1995-98 | 266 |

Home Runs

| | |
|---------------------------|----|
| 1. Mark Sweeney, 1988-91 | 52 |
| 2. Joe Drapeau, 2000-2002 | 50 |
| 3. Rex Turner, 1995-98 | 43 |
| 4. Bill Reynolds, 1983-86 | 36 |
| 5. Rick Bernardo, 1983-86 | 32 |
| 6. Mike Ross, 1999-2002 | 31 |
| 7. Gary Taylor, 1988-91 | 30 |

Runs Batted In

| | |
|----------------------------|-----|
| 1. Mark Sweeney, 1988-91 | 211 |
| 2. Joe Drapeau, 2000-2003 | 196 |
| 3. Ryan Quintal, 2003-06 | 178 |
| Curt Smith, 2005-2008 | 178 |
| 5. Joel Barrett, 2004-2007 | 172 |
| Mike Ross, 1999-2001 | 172 |

Doubles

| | |
|------------------------------|----|
| 1. Mark Sweeney, 1988-91 | 66 |
| 2. Michael Fransoso, 2010-13 | 65 |
| 3. Joel Barrett, 2004-2007 | 62 |
| 4. Curt Smith, 2005-2008 | 60 |
| 5. Joe Drapeau, 2000-2003 | 58 |

Games Played

| | |
|----------------------------|-----|
| 1. Mark Sweeney, 1988-91 | 238 |
| 2. Chad White, 1990-93 | 225 |
| 3. Don Hutchinson, 1986-89 | 223 |
| 4. Mike Dutil, 1986-89 | 222 |
| 5. Gary LaPierre, 1985-88 | 221 |

Consecutive Games Played

| | |
|------------------------------|-----|
| 1. T.J. Sheedy, 1995-98 | 213 |
| 2. Gary LaPierre, 1985-88 | 208 |
| 3. Don Hutchinson, 1986-89 | 165 |
| 4. Brian Seguin, 1989-92 | 161 |
| 5. Jeff Paul, 1981-84 | 146 |
| 6. Mike Ross, 1999-2001 | 133 |
| 7. Danny Menendez, 2006-2009 | 121 |

Single Season Leaders Hits

| | |
|-----------------------|----|
| 1. Brian Seguin, 1990 | 91 |
| 2. Mike Bordick, 1986 | 90 |
| 3. Mark Sweeney, 1991 | 88 |
| 4. Andy Hartung, 1990 | 87 |
| Curt Smith, 2006 | 87 |
| 6. Mark Sweeney, 1990 | 86 |

Home Runs


| | |
|------------------------|----|
| 1. Mark Sweeney, 1991 | 23 |
| 2. Rick Bernardo, 1986 | 19 |
| 3. Bill Reynolds, 1986 | 18 |
| 4. Rex Turner, 1998 | 16 |
| Joe Drapeau, 2000 | 16 |
| 6. Andy Hartung, 1990 | 15 |
| 7. Gary Taylor, 1991 | 14 |
| Rex Turner, 1997 | 14 |

Runs Batted In

| | |
|------------------------|----|
| 1. Mark Sweeney, 1991 | 80 |
| 2. Andy Hartung, 1990 | 76 |
| 3. Rick Bernardo, 1986 | 72 |
| 4. Dan Kane, 1986 | 67 |
| 5. Kevin McAvoy, 2006 | 64 |
| 6. Mike Ross, 1999 | 63 |

Doubles

| | |
|-----------------------|----|
| 1. Mark Sweeney, 1989 | 22 |
| 2. Shawn Tobin, 1991 | 20 |
| Gary LaPierre, 1988 | 20 |
| Mike Ross, 1999 | 20 |
| Jon Hamblton, 2001 | 20 |
| Alex Calbick, 2013 | 20 |



Bill Reynolds holds Maine records for home runs, RBI and total bases in a game.



Danny Menendez holds school records for stolen bases in a game with five and in a season with 38.



Joel Barrett ranks third on Maine's all-time hits list and on Maine's all-time doubles list.

Pitching Records

Most Games Played

Season 30, Justin Latta, 2010

Career 85, Scott Robinson, 2002–06

Most Starts

Season 15, Scott Morse, 1986

15, Mike D'Andrea, 1990

15, Larry Thomas, 1991

15, Ron Hewes, 1993

15, Greg Norton, 2005

15, Steve Richard, 2005

15, Tommy Lawrence, 2013

Career 50, Greg Norton, 2003-2007

Most Complete Games Pitched

Season 9, Bill Swift, 1983

9, Mike Collar, 2002


Career 26, Bill Swift, 1981-84

Most Consecutive Complete Games

Season 8, Mike Collar, 2002



Greg Norton holds a share of the Maine record for career wins with 27.



Bill Swift, a member of the 1998 Seattle Mariners, still holds five pitching records.

Most Innings Pitched

Game 15, Bill Burke vs. UConn, 1957

Season 107, Lester Mitchell, 1902

Career 317.1, Mike D'Andrea, 1989-92

Most Strikeouts

Game 17, Bill Swift vs. Harvard, 1984

17, Jeff Plympton vs. St. Joseph's, 1986

Season 108, Larry Thomas, 1991

Career 284, Mike MacDonald, 2001–2004

Most Shutouts

Season 4, Martin McHale, 1910

3, Joe Johnson, 1982

3, Scott Morse, 1986

3, Rusty Tucker, 2001

3, Mike MacDonald, 2002

3, Mike Collar, 2002

Career 7, Mike Collar, 2001-2003

Most Saves

Season 12, Mike LeBlanc, 1989

Career 19, Mike LeBlanc, 1986-89

19, Scott Robinson, 2002–06

Most Wins

Season 11, Tommy Lawrence, 2013

10, Scott Morse, 1984

10, Bill Swift, 1982

10, Mike D'Andrea, 1990

10, Ben Burlingame, 1991

10, Keith Bilodeau, 2011

Pitching Records

Career 27, Greg Norton, 2003-2007
27, Bill Swift, 1981-84
27, Mike D'Andrea, 1989-92

Most Consecutive Games Won
Season 10, Scott Morse, 1984

Best Winning Percentage
Season 1.000, Joe Ferris (9-0), 1964
Career .842, Joe Ferris (16-3), 1964-66


Best Earned Run Average
Season 1.02, Jim Chaplin, 1970
(min. 50 inn.)
Career 1.82, Bert Roberge, 1974-77
(min. 100 inn.)

Best Strikeout Average (9 innings)
Season 12.07, Stanton Small, 1918

Fewest Walks (9 innings)
Season 0.52, Stu Lacognata, 1982

Fewest Walks
Career 24, Dick Colwell, 1958-60

No Hit Games
Martin McHale vs. Bowdoin, 1910 (Maine 5,
Bowdoin 0)
Martin Dow vs. Little Creek NAS, 1950 (Maine



Scott Morse holds the Maine record for consecutive games won with 10.

10, LCNAS 0)
Jeff Plympton vs. St. Joseph's, 1986 (Maine
15, St. Joe's 0)
George Goldman vs. Husson, 1987 (Maine
9, Husson 0)

Career Leaders

| Wins | Wins | Gms |
|------------------------------|------|-----|
| 1. Bill Swift, 1981-84 | 27 | 46 |
| Mike D'Andrea, 1989-92 | 27 | 51 |
| Greg Norton, 2003-2007 | 27 | 59 |
| 4. Scott Morse, 1984-86 | 26 | 39 |
| 5. Mike MacDonald, 2001-2004 | 25 | 51 |
| 6. Mike Collar, 2001-2003 | 24 | 37 |
| Stu Lacognata, 1981-84 | 24 | 41 |

| Innings | IP | Gms |
|------------------------------|-------|-----|
| 1. Mike D'Andrea, 1989-92 | 317.1 | 51 |
| 2. Mike MacDonald, 2001-2004 | 313.2 | 51 |
| 3. A.J. Bazdanes, 2009-2013 | 298.2 | 60 |
| 4. Greg Norton, 2003-2007 | 298.1 | 59 |
| 5. Bill Swift, 1981-84 | 297.0 | 46 |

| Strikeouts | SO | Gms |
|------------------------------|-----|-----|
| 1. Mike MacDonald, 2001-2004 | 284 | 51 |
| 2. Mike D'Andrea, 1989-92 | 274 | 51 |
| 3. A.J. Bazdanes, 2009-2013 | 253 | 60 |
| 4. Scott Morse, 1984-86 | 248 | 39 |
| 5. Bill Swift, 1981-84 | 242 | 46 |

| Saves | Saves | Gms |
|----------------------------------|-------|-----|
| 1. Mike LeBlanc, 1986-89 | 19 | 69 |
| Scott Robinson, 2002-06 | 19 | 87 |
| 3. Garrett Quinn, 1994-97 | 17 | 77 |
| 4. Marc Powers, 1984-87 | 16 | 61 |
| 5. Alejandro Balsinde, 2006-2009 | 12 | 80 |


Single Season Leaders

| Innings | IP | Gms |
|--------------------------|-------|-----|
| 1. Lester Mitchell, 1902 | 107.0 | N/A |
| 2. Tommy Lawrence, 2013 | 104.2 | 16 |
| Tommy Lawrence, 2014 | 104.2 | 14 |
| 3. Bill Swift, 1983 | 102.2 | 45 |
| 4. Ben Burlingame, 1991 | 100.2 | 14 |
| 5. Steve Richard, 2005 | 100.0 | 16 |

| Strikeouts | SO | IP |
|-------------------------|-----|-------|
| 1. Larry Thomas, 1991 | 108 | 99.1 |
| 2. Mike Collar, 2003 | 98 | 83.0 |
| 3. Tommy Lawrence, 2014 | 97 | 104.2 |
| 4. Scott Morse, 1986 | 96 | 92.2 |
| 5. Mark Ballard, 1993 | 95 | 91.0 |
| 6. Mike MacDonald, 2004 | 91 | 92.2 |
| 7. Steve Richard, 2005 | 90 | 100.0 |
| 8. Bill Swift, 1986 | 86 | 71.0 |



Mike MacDonald holds the Maine record for career strikeouts with 284. He also ranks second all-time in innings pitched and fifth all-time in wins.



Scott Robinson holds the record for career appearances by a pitcher. He is also tied with Mike LeBlanc for the school record for career saves.

Year-by-Year Hitting Leaders

| YEAR | PLAYER | AB | R | H | 2B | 3B | HR | AVG |
|------|----------------------|----|----|----|----|----|----|------|
| 1894 | Charles I. Haynes | 36 | 12 | 15 | 3 | 0 | 0 | .404 |
| 1895 | Charles A. Frost | 55 | 14 | 23 | 1 | 0 | 1 | .418 |
| 1896 | Frank J. Libby | 34 | 14 | 14 | 2 | 1 | 1 | .412 |
| 1897 | Harvey B. Cushman | 46 | 6 | 14 | 0 | 0 | 0 | .304 |
| 1898 | Edward E. Palmer | 64 | 18 | 19 | 2 | 2 | 1 | .297 |
| | Warner E. Welch | 64 | 14 | 19 | 2 | 0 | 0 | .297 |
| 1899 | Edward E. Palmer | 56 | 11 | 27 | 6 | 2 | 0 | .482 |
| 1900 | Wilkie C. Clark | 52 | 12 | 20 | 1 | 2 | 0 | .385 |
| 1901 | Harold M. Carr | 57 | 16 | 21 | 2 | 0 | 0 | .368 |
| 1902 | Alfred R. Davis | 78 | 26 | 27 | 6 | 2 | 0 | .346 |
| 1903 | Frank F. Veazie | 74 | 18 | 23 | 0 | 0 | 0 | .310 |
| 1904 | Neil L. Violette | 38 | 4 | 11 | 5 | 0 | 0 | .289 |
| 1905 | Ralph H. Moody | 55 | 9 | 15 | 1 | 0 | 0 | .273 |
| 1906 | James G. Scales | 41 | 6 | 9 | 0 | 0 | 0 | .220 |
| 1907 | James G. Scales | 48 | 9 | 12 | 0 | 0 | 0 | .250 |
| 1908 | Daniel Chase | 46 | 6 | 13 | 2 | 0 | 0 | .282 |
| 1909 | Ralph B. Pond | 38 | 5 | 10 | 1 | 1 | 0 | .263 |
| 1910 | Ralph B. Pond | 50 | 12 | 18 | 1 | 1 | 2 | .360 |
| 1911 | Ellwyn Fulton | 38 | 11 | 14 | 2 | 5 | 1 | .368 |
| 1912 | Arthur W. Abbott | 31 | 6 | 11 | 1 | 3 | 0 | .355 |
| 1913 | Harry A. York | 50 | 8 | 14 | 1 | 0 | 1 | .280 |
| 1914 | Otis C. Lawry | 34 | 6 | 11 | 1 | 0 | 0 | .323 |
| 1915 | Otis C. Lawry | 32 | 11 | 10 | 1 | 1 | 1 | .313 |
| 1916 | Otis C. Lawry | 47 | 14 | 19 | 1 | 1 | 0 | .404 |
| 1917 | Ralph C. Wentworth | 19 | 5 | 6 | 1 | 1 | 0 | .316 |
| 1918 | Ralph C. Wentworth | 32 | 9 | 14 | 1 | 2 | 2 | .437 |
| 1919 | Newman H. Young | 35 | 3 | 12 | 0 | 1 | 0 | .343 |
| 1920 | Burleigh R. Waterman | 44 | 11 | 11 | 1 | 0 | 3 | .250 |
| 1921 | Albert E. Johnson | 42 | 9 | 11 | 1 | 3 | 0 | .261 |
| 1922 | Willis H. Osgood | 54 | 7 | 21 | 3 | 3 | 0 | .389 |
| 1923 | Raymond F. Lunge | 50 | 7 | 16 | 2 | 0 | 0 | .320 |
| 1924 | Drew T. Stearns | 51 | 5 | 16 | 0 | 1 | 2 | .313 |
| 1925 | Drew T. Stearns | 47 | 5 | 13 | 1 | 1 | 0 | .296 |
| 1926 | Moses Nanigian | 29 | 3 | 12 | 1 | 0 | 2 | .413 |
| 1927 | Seymour C. Hamond | 28 | 8 | 13 | 0 | 3 | 1 | .464 |
| 1928 | Moses Nanigian | 39 | 13 | 13 | 0 | 2 | 1 | .333 |
| 1929 | Lee E. Wescott | 59 | 12 | 23 | 2 | 3 | 3 | .390 |
| 1930 | Cecil W. Horne | 36 | 5 | 15 | 1 | 1 | 0 | .417 |
| 1931 | Francis J. McCabe | 56 | 6 | 18 | 2 | 1 | 1 | .321 |
| 1932 | Raymond A. Smith | 57 | 14 | 23 | 6 | 0 | 1 | .403 |
| 1933 | Peter A. Talbot | 43 | 9 | 17 | 1 | 0 | 0 | .395 |
| 1934 | Russell A. Walton | 48 | 11 | 18 | 1 | 0 | 0 | .375 |
| 1935 | Clarence K. Keegan | 41 | 8 | 15 | 0 | 1 | 0 | .366 |
| 1936 | Alton L. Bell | 38 | 6 | 15 | 0 | 2 | 0 | .395 |
| 1937 | Alton L. Bell | 48 | 15 | 23 | 4 | 0 | 3 | .479 |
| 1938 | Dwight E. Lord | 72 | 7 | 19 | 4 | 2 | 0 | .264 |
| 1939 | Philip L. Craig | 57 | 10 | 19 | 0 | 0 | 0 | .333 |
| 1940 | Nathaniel Crowley | 57 | 4 | 20 | 1 | 0 | 0 | .351 |
| 1941 | Nathaniel Crowley | 64 | 9 | 21 | 2 | 1 | 0 | .328 |
| 1942 | Clifford Blake | 49 | 12 | 20 | 4 | 1 | 1 | .408 |
| 1943 | Winslow Work | 43 | 9 | 16 | 3 | 1 | 0 | .372 |
| 1945 | Edward Woodbrey | 27 | 5 | 16 | 4 | 0 | 0 | .593 |
| 1946 | Fredrick Boynton | 25 | 6 | 8 | 1 | 0 | 0 | .320 |
| 1947 | William Walker | 41 | 6 | 12 | 1 | 0 | 0 | .293 |
| 1948 | Percy Coombs | 38 | 5 | 13 | 1 | 1 | 0 | .342 |
| 1949 | Edward Woodbrey | 59 | 12 | 23 | 4 | 1 | 0 | .390 |
| 1950 | Carlton Wight | 71 | 11 | 24 | 4 | 0 | 2 | .338 |
| 1951 | Charles Sawyer | 51 | 8 | 17 | 2 | 0 | 0 | .333 |
| 1952 | Albert Hackett | 83 | 26 | 32 | 3 | 3 | 3 | .386 |
| 1953 | Ellis Bean | 56 | 19 | 21 | 2 | 0 | 1 | .375 |
| 1954 | Dawson List | 81 | 19 | 30 | 2 | 5 | 1 | .370 |
| 1955 | Gerald Wright | 71 | 19 | 25 | 1 | 0 | 0 | .352 |
| 1956 | Angelo Locicero | 60 | 15 | 18 | 0 | 3 | 0 | .300 |
| 1957 | Roger Davis | 55 | 10 | 18 | 2 | 1 | 0 | .327 |
| 1958 | Charles Eberbach | 77 | 14 | 24 | 2 | 4 | 4 | .312 |
| 1959 | Raymond Weed | 81 | 9 | 32 | 3 | 6 | 0 | .395 |
| 1960 | Raymond Weed | 73 | 12 | 30 | 8 | 1 | 0 | .411 |
| 1961 | Raymond Weed | 81 | 12 | 26 | 9 | 1 | 0 | .321 |

| YEAR | PLAYER | AB | R | H | 2B | 3B | HR | AVG |
|------|------------------|-----|----|----|----|----|----|------|
| 1962 | William Livesey | 88 | 15 | 31 | 5 | 1 | 0 | .352 |
| 1963 | Victor Nelson | 78 | 15 | 23 | 3 | 1 | 0 | .295 |
| 1964 | Richard DeVarney | 90 | 25 | 30 | 3 | 3 | 3 | .333 |
| 1965 | Paul Keany | 61 | 7 | 18 | 3 | 1 | 1 | .295 |
| 1966 | Norman Tardiff | 88 | 15 | 25 | 7 | 1 | 1 | .284 |
| 1967 | George Ferguson | 89 | 13 | 29 | 4 | 0 | 1 | .326 |
| 1968 | Allan Cobb | 71 | 15 | 23 | 3 | 1 | 0 | .324 |
| 1969 | William West | 102 | 14 | 33 | 6 | 0 | 2 | .324 |
| 1970 | James Cameron | 94 | 18 | 30 | 6 | 4 | 4 | .319 |
| 1971 | Dana Corey | 103 | 25 | 37 | 5 | 0 | 5 | .359 |
| 1972 | John Coughlin | 93 | 23 | 31 | 9 | 1 | 3 | .333 |
| 1973 | Douglas Lentz | 93 | 14 | 33 | 6 | 2 | 3 | .355 |
| 1974 | Kevin Goodhue | 57 | 17 | 29 | 4 | 4 | 0 | .508 |
| 1975 | Ed Flaherty | 121 | 31 | 47 | 5 | 0 | 3 | .388 |
| 1976 | Michael Curry | 65 | 14 | 26 | 4 | 0 | 2 | .400 |
| 1977 | Russell Quetti | 124 | 31 | 41 | 7 | 4 | 1 | .331 |
| 1978 | Russell Quetti | 92 | 19 | 31 | 3 | 2 | 5 | .337 |
| 1979 | Kevin Buckley | 115 | 19 | 37 | 6 | 0 | 2 | .322 |
| 1980 | Kevin Buckley | 127 | 26 | 44 | 15 | 1 | 4 | .346 |
| 1981 | Brad Colton | 121 | 36 | 53 | 13 | 2 | 9 | .438 |
| 1982 | Ed Pickett | 143 | 21 | 53 | 14 | 2 | 6 | .371 |
| 1983 | Jeff Paul | 172 | 34 | 64 | 14 | 0 | 1 | .372 |
| 1984 | Dan Kane | 59 | 12 | 26 | 3 | 0 | 3 | .441 |
| 1985 | Rick Bernardo | 190 | 46 | 74 | 14 | 2 | 9 | .389 |
| 1986 | Rick Bernardo | 201 | 71 | 86 | 18 | 2 | 19 | .428 |
| 1987 | Dan Kane | 136 | 23 | 52 | 19 | 0 | 4 | .382 |
| 1988 | Mark Sweeney | 191 | 37 | 74 | 15 | 2 | 10 | .387 |
| 1989 | Mark Sweeney | 213 | 50 | 80 | 22 | 2 | 6 | .376 |
| 1990 | Andy Hartung | 210 | 59 | 87 | 12 | 3 | 15 | .414 |
| 1991 | Mark Sweeney | 229 | 77 | 88 | 11 | 5 | 23 | .384 |
| 1992 | Brian Seguin | 145 | 21 | 46 | 9 | 1 | 2 | .317 |
| 1993 | Chad White | 209 | 49 | 74 | 11 | 3 | 2 | .354 |
| 1994 | Steve Puleo | 175 | 20 | 60 | 10 | 0 | 0 | .343 |
| 1995 | Steve Puleo | 163 | 25 | 58 | 13 | 6 | 2 | .356 |
| 1996 | T.J. Sheedy | 191 | 30 | 59 | 5 | 2 | 2 | .309 |
| 1997 | T.J. Sheedy | 178 | 56 | 69 | 11 | 1 | 2 | .388 |
| 1998 | T.J. Sheedy | 182 | 59 | 73 | 14 | 1 | 2 | .401 |
| 1999 | Brian Poire | 207 | 55 | 76 | 16 | 1 | 3 | .367 |
| 2000 | Joe Drapeau | 184 | 49 | 66 | 15 | 1 | 16 | .359 |
| 2001 | Jon Hambelton | 161 | 41 | 69 | 20 | 1 | 13 | .429 |
| 2002 | Aaron Izaryk | 98 | 23 | 36 | 6 | 0 | 1 | .367 |
| 2003 | Brett Ouellette | 188 | 44 | 64 | 13 | 0 | 10 | .340 |
| | Ryan Quintal | 100 | 25 | 34 | 5 | 0 | 5 | .340 |
| 2004 | Greg Creek | 219 | 48 | 80 | 19 | 0 | 6 | .365 |
| 2005 | Greg Creek | 189 | 50 | 67 | 16 | 2 | 9 | .354 |
| 2006 | Curt Smith | 223 | 56 | 87 | 18 | 6 | 5 | .390 |
| 2007 | Joel Barrett | 196 | 40 | 73 | 18 | 0 | 8 | .372 |
| 2008 | Curt Smith | 176 | 60 | 71 | 17 | 3 | 11 | .403 |
| 2009 | Kevin McAvoy | 174 | 41 | 66 | 15 | 1 | 10 | .379 |
| 2010 | Taylor Lewis | 214 | 53 | 79 | 14 | 13 | 5 | .369 |
| 2011 | Joey Martin | 209 | 33 | 68 | 9 | 3 | 4 | .325 |
| 2012 | Troy Black | 157 | 30 | 53 | 5 | 0 | 0 | .338 |
| 2013 | Troy Black | 182 | 31 | 66 | 5 | 2 | 1 | .363 |
| 2014 | Scott Heath | 155 | 23 | 56 | 14 | 2 | 4 | .361 |
| 2015 | Luke Morrill | 177 | 34 | 65 | 18 | 0 | 2 | .367 |

Top Single Season Hitters (minimum 50 ABs)

| | | | | | |
|-------------------|------|------|------------------|------|------|
| 1. Kevin Goodhue | .508 | 1974 | 11. Andy Hartung | .414 | 1990 |
| 2. Edward Palmer | .482 | 1899 | 12. Ray Weed | .411 | 1960 |
| 3. Dan Kane | .441 | 1984 | 13. Doug Lentz | .408 | 1974 |
| 4. Brad Colton | .438 | 1981 | 14. Curt Smith | .403 | 2008 |
| 5. Jon Perry | .434 | 1981 | Ray Smith | .403 | 1932 |
| 6. Rob Roy | .432 | 1984 | 15. T.J. Sheedy | .401 | 1998 |
| 7. Kevin Buckley | .431 | 1981 | 16. Mike Curry | .400 | 1976 |
| 8. Jon Hambelton | .429 | 2001 | 17. Ray Weed | .395 | 1959 |
| 9. Rick Bernardo | .428 | 1986 | | | |
| 10. Charles Frost | .418 | 1895 | | | |




Year-by-Year Records

| YEAR | COACH | W | L | T | PCT |
|------|-------------------|----|----|---|-------|
| 1881 | | 3 | 3 | 0 | .500 |
| 1882 | | 1 | 1 | 0 | .500 |
| 1883 | | 3 | 3 | 0 | .500 |
| 1884 | | 3 | 0 | 0 | 1.000 |
| 1885 | | 4 | 2 | 0 | .667 |
| 1886 | | 4 | 6 | 0 | .400 |
| 1887 | | 4 | 6 | 1 | .409 |
| 1888 | | 10 | 2 | 0 | .833 |
| 1889 | | 6 | 4 | 0 | .600 |
| 1890 | | 2 | 4 | 0 | .333 |
| 1891 | | 4 | 3 | 0 | .571 |
| 1892 | NO TEAM | | | | |
| 1893 | | 1 | 3 | 0 | .250 |
| 1894 | Harry Miller | 5 | 7 | 0 | .417 |
| 1895 | | 8 | 4 | 0 | .667 |
| 1896 | Jack Abbott | 5 | 4 | 0 | .556 |
| 1897 | W.W. Bustard | 9 | 4 | 0 | .692 |
| 1898 | | 9 | 4 | 0 | .692 |
| 1899 | William Magill | 11 | 2 | 0 | .846 |
| 1900 | | 7 | 4 | 0 | .636 |
| 1901 | | 6 | 7 | 0 | .462 |
| 1902 | Frank Rudderham | 11 | 8 | 0 | .579 |
| 1903 | | 11 | 4 | 0 | .733 |
| 1904 | | 4 | 6 | 0 | .400 |
| 1905 | | 7 | 9 | 0 | .438 |
| 1906 | E.G. Butman | 3 | 12 | 0 | .200 |
| 1907 | W. J. Fitzmaurice | 1 | 12 | 0 | .077 |
| 1908 | | 6 | 6 | 0 | .500 |
| 1909 | P.J. Noonan | 7 | 5 | 0 | .583 |
| 1910 | Pat Keefe | 8 | 4 | 0 | .667 |
| 1911 | Edgar Wingard | 3 | 8 | 0 | .300 |
| 1912 | George Magoon | 7 | 6 | 1 | .536 |
| 1913 | | 5 | 7 | 0 | .417 |
| 1914 | John Phelan | 5 | 6 | 0 | .455 |
| 1915 | | 7 | 9 | 0 | .438 |
| 1916 | Monte Cross | 8 | 4 | 2 | .643 |
| 1917 | | 2 | 4 | 0 | .333 |
| 1918 | | 3 | 5 | 0 | .375 |
| 1919 | | 8 | 5 | 0 | .615 |
| 1920 | | 7 | 5 | 0 | .583 |
| 1921 | | 5 | 10 | 1 | .344 |
| 1922 | Wilkie Clark | 8 | 7 | 0 | .533 |
| 1923 | | 6 | 8 | 0 | .429 |
| 1924 | Joseph Murphy | 5 | 8 | 0 | .385 |
| 1925 | | 5 | 6 | 1 | .458 |

| YEAR | COACH | W | L | T | PCT |
|------|------------------|----|----|---|------|
| 1926 | Fred Brice | 6 | 5 | 0 | .545 |
| 1927 | | 7 | 4 | 0 | .636 |
| 1928 | | 3 | 9 | 0 | .250 |
| 1929 | | 8 | 6 | 0 | .571 |
| 1930 | | 8 | 7 | 0 | .533 |
| 1931 | | 7 | 6 | 0 | .538 |
| 1932 | | 9 | 5 | 0 | .643 |
| 1933 | | 7 | 5 | 0 | .583 |
| 1934 | | 5 | 7 | 0 | .417 |
| 1935 | | 7 | 6 | 0 | .538 |
| 1936 | William Kenyon | 6 | 6 | 0 | .500 |
| 1937 | | 9 | 5 | 1 | .633 |
| 1938 | | 11 | 7 | 0 | .611 |
| 1939 | | 4 | 13 | 0 | .235 |
| 1940 | | 5 | 11 | 0 | .313 |
| 1941 | | 4 | 12 | 0 | .250 |
| 1942 | | 6 | 8 | 0 | .429 |
| 1943 | | 4 | 8 | 0 | .333 |
| 1944 | NO TEAM | | | | |
| 1945 | William Kenyon | 2 | 7 | 0 | .222 |
| 1946 | | 3 | 8 | 0 | .273 |
| 1947 | | 7 | 6 | 0 | .538 |
| 1948 | | 2 | 9 | 1 | .208 |
| 1949 | | 4 | 11 | 0 | .267 |
| 1950 | Milo Lude | 12 | 9 | 0 | .571 |
| 1951 | | 10 | 10 | 0 | .500 |
| 1952 | Harold Raymond | 11 | 10 | 1 | .500 |
| 1953 | | 11 | 7 | 0 | .611 |
| 1954 | Walter Anderson | 14 | 9 | 0 | .609 |
| 1955 | | 12 | 10 | 0 | .545 |
| 1956 | | 7 | 11 | 1 | .395 |
| 1957 | John Butterfield | 6 | 14 | 0 | .300 |
| 1958 | | 12 | 9 | 0 | .571 |
| 1959 | | 12 | 8 | 0 | .600 |
| 1960 | | 12 | 8 | 0 | .600 |
| 1961 | | 9 | 13 | 1 | .413 |
| 1962 | | 9 | 14 | 0 | .391 |
| 1963 | | 9 | 12 | 0 | .429 |
| 1964 | | 21 | 8 | 0 | .724 |
| 1965 | | 14 | 7 | 0 | .667 |
| 1966 | | 15 | 9 | 1 | .620 |
| 1968 | | 10 | 9 | 0 | .526 |
| 1967 | | 15 | 7 | 0 | .681 |
| 1969 | | 12 | 12 | 0 | .500 |
| 1970 | | 18 | 6 | 0 | .750 |

| YEAR | COACH | W | L | T | PCT |
|--------|--------------------|------|------|----|------|
| 1971 | | 16 | 12 | 0 | .571 |
| 1972 | | 20 | 7 | 0 | .741 |
| 1973 | | 15 | 9 | 0 | .625 |
| 1974 | | 15 | 5 | 0 | .750 |
| 1975 | John Winkin | 25 | 8 | 1 | .750 |
| 1976 | | 29 | 9 | 0 | .763 |
| 1977 | | 24 | 11 | 0 | .686 |
| 1978 | | 20 | 9 | 0 | .690 |
| 1979 | | 23 | 9 | 0 | .719 |
| 1980 | | 23 | 13 | 1 | .635 |
| 1981 | | 32 | 14 | 0 | .696 |
| 1982 | | 35 | 13 | 0 | .729 |
| 1983 | | 29 | 16 | 0 | .644 |
| 1984 | | 33 | 20 | 0 | .623 |
| 1985 | | 38 | 17 | 0 | .691 |
| 1986 | | 41 | 23 | 0 | .641 |
| 1987 | | 24 | 23 | 0 | .511 |
| 1988 | | 33 | 24 | 0 | .579 |
| 1989 | | 32 | 26 | 0 | .552 |
| 1990 | | 42 | 20 | 0 | .677 |
| 1991 | | 48 | 18 | 0 | .727 |
| 1992 | | 19 | 24 | 1 | .443 |
| 1993 | | 33 | 27 | 0 | .550 |
| 1994 | | 20 | 33 | 0 | .377 |
| 1995 | | 20 | 37 | 0 | .351 |
| 1996 | | 19 | 36 | 0 | .345 |
| 1997 | Paul Kostacopoulos | 24 | 27 | 0 | .471 |
| 1998 | | 24 | 26 | 0 | .480 |
| 1999 | | 28 | 28 | 0 | .500 |
| 2000 | | 25 | 24 | 0 | .510 |
| 2001 | | 36 | 15 | 0 | .706 |
| 2002 | | 40 | 17 | 0 | .701 |
| 2003 | | 38 | 18 | 0 | .679 |
| 2004 | | 34 | 21 | 0 | .618 |
| 2005 | | 35 | 19 | 0 | .648 |
| 2006 | Steve Trimper | 35 | 22 | 1 | .612 |
| 2007 | | 22 | 31 | 0 | .415 |
| 2008 | | 20 | 28 | 1 | .418 |
| 2009 | | 32 | 23 | 0 | .582 |
| 2010 | | 34 | 22 | 0 | .607 |
| 2011 | | 33 | 24 | 0 | .579 |
| 2012 | | 28 | 28 | 0 | .500 |
| 2013 | | 37 | 22 | 0 | .627 |
| 2014 | | 24 | 29 | 0 | .453 |
| 2015 | | 24 | 28 | 0 | .462 |
| Totals | | 1913 | 1515 | 17 | .561 |



Jack Butterfield (above left) and John Winkin (above right) combined for 880 of UMaine's 1865 coaching victories. Steve Trimper (left) became the 24th coach in Maine history on August, 18, 2005.

From Orono Omaha

The history of Maine baseball is a story of great players, great teams, and the occasional appearance on college baseball's biggest stage.

University of Maine students first began playing baseball in the late 1870s and the faculty gave formal approval to the first organized team to represent the campus in 1881.

This makes baseball, beginning its 130th season, the oldest sport at Maine. Maine has fielded a team every year, with the exception of 1892 and 1944 during World War II.

Playing against a team made up of local players, Maine won its first game 26-7, thereby beginning a tradition that has continued through the years.

Students coached the teams until 1894, when Harry Miller became the first faculty coach. Several coaches were hired over the next few years, with Monte Cross holding the position the longest (six years) in compiling a 33-33 record.

Fred Brice, who had gained fame for the success of his football teams, also led the baseball team from 1926 until 1935, winning 67 games while losing 60. He was succeeded by Bill Kenyon, who in 13 years compiled a 67-111 record for the Black Bears.

Baseball came into its own in the 1950s when the first "southern trip" was taken during spring break to help the team prepare for its season's contests.

John "Jack" Butterfield then took over the reins of the baseball team for 18 years. The Butterfield years were especially productive for the Black Bears and his teams finished first in the Yankee Conference 13 times and won or tied for the pennant five times. The most memorable moment of Butterfield's years came in 1964 when the Black Bears captured the Yankee Conference and New England titles and went on to earn third place honors in the NCAA College World Series, the first Series appearance ever for UMaine.

The Black Bears picked up two wins in the tournament over Southern California and Arizona State and Butterfield was subsequently voted the NCAA Coach of the Year. Sophomore pitcher Joe Ferris was named MVP in the tournament.

Dr. John Winkin took over as head coach in 1975 and set the Black Bears on the road to Omaha in 1976, where wins over Washington State and Auburn left Maine in fourth place in its second Series appearance. Winkin's teams participated in post-season play 19 out of 22 seasons, and won ECAC New England championships seven times and NCAA Northeast Regional titles six times. During Winkin's tenure, the Black Bears posted at least 19 wins a season, won the prestigious Riverside Tournament in 1978 and the Jody Ramsey in 1984. Since



Maine's 1964 team was the first group of boys from Orono to reach the NCAA Tournament and earn a spot in the College World Series. Since then, the Black Bears have gone on to earn seven CWS appearances and 15 NCAA Tournament berths.

its inception, baseball has provided the University with 1681 victories. A total of 880 of them were achieved by two coaches, Butterfield and Winkin.

In 1980, the Black Bears played host to the Northeast Regionals, but fell victim to St. John's before being eliminated by Harvard. However, in 1981 the Black Bears more than made up for their losses by charging through the New England and Northeast Regional playoffs to a seventh place finish

in the World Series.

The Black Bears continued their roll in 1982. After hosting and winning the Northeast Regionals, the team, comprised mostly of players from the state of Maine, was again on its way to Omaha. The team lost its first game, to the University of Miami, before bouncing back with victories over Cal State-Fullerton and Stanford. The Black Bears were eventually eliminated by Miami, but not before picking up the second third-place finish for a Maine team.

In 1983, the Black Bears went undefeated through the Northeast regionals and made a record-breaking third straight appearance at the College World Series. The 1984 season was a repeat of the previous year with the exception of one loss in the regionals. After a break in 1985, when Maine was eliminated in the ECAC playoffs, the Black Bears returned to form by winning the ECAC and Northeast Regional playoffs in 1986 and again went to the College World Series. Maine has participated in seven College World Series, more than any other school in the Northeast.

In the late eighties, Maine enjoyed continued success but fell shy of the NCAA Regional. In both 1988 and 1989, the Black Bears won over 30 games and played in the ECAC tournament.

The 1990's brought a return to NCAA playoffs for the Black Bears. In 1990, Maine won 42 games and played in both the ECAC Tournament Championship and the NCAA Northeast Regional.

In 1991, the Black Bears won a school-record 48 games and a New England-record

Maine Post-Season Ledger

College World Series

Appearances (7)

1964, 1976, 1981, 1982, 1983, 1984, 1986

NCAA Regionals (16)

1964, 1975, 1976, 1980, 1981, 1982, 1983, 1984, 1986, 1990, 1991, 1993, 2002, 2005, 2006, 2011

ECAC Tournament Titles (8)

1976, 1980, 1981, 1982, 1983, 1984, 1986, 1991

North Atlantic / America East

Conference Titles (7)

1990, 1991, 1993, 2002, 2005, 2006, 2011



Maine in the College World Series

1964 College World Series

W 5-1 vs. Seton Hall
L 0-12 vs. Minnesota
W 4-2 vs. Arizona State
W 2-1 vs. Southern Cal
L 1-2 vs. Missouri

1976 College World Series

L 2-3 vs. Eastern Michigan
W 9-8 vs. Auburn
W 6-3 vs. Washington State
L 0-7 vs. Arizona State

1981 College World Series

L 1-6 vs. Miami (Fla.)
L 7-12 vs. South Carolina

1982 College World Series

L 2-7 vs. Miami (Fla.)
W 6-0 vs. Cal State-Fullerton
W 8-5 vs. Stanford
L 4-10 vs. Miami (Fla.)

1983 College World Series

L 5-6 vs. Michigan
L 0-7 vs. Arizona State

1984 College World Series

L 5-9 vs. Oklahoma State
L 7-13 vs. Miami (Fla.)

1986 College World Series

L 7-8 vs. Arizona
L 4-8 vs. Louisiana State

23 straight contests. The host Black Bears won the ECAC Tournament then entertained several national baseball powers in the Northeast Regional in Orono. Maine fought back from the losers' bracket to meet eventual Northeast Regional Champion Clemson in the finale.

Despite returning from the southern swing with wins over nationally-ranked Oklahoma State, Louisiana State and S.W. Louisiana in 1992, Maine suffered its first losing season since 1963. The Black Bears lost six in a row on the northern part of its schedule before warming up with 10 wins and a tie in the next 15 games.

In 1993, Maine returned to its winning ways with its third North Atlantic Conference title and NCAA Tournament appearance in four years. The Black Bears swept through the first annual NAC postseason tournament and played in the Central II Regional at the University of Texas in Austin, Texas.

Maine suffered losing seasons in 1994, 1995, 1996, 1997 and 1998 due in part to a demanding southern swing forcing Maine to start the season with a combined mark of 12-76 over those five years. The Black Bears went on to post a .95-.83 record in games up north over that span, including a 64-57 league mark.

The 1996-97 year brought change to the UMaine program as Paul Kostacopoulos, a Big East Coach of the Year at Providence College, assumed the reigns of the program.

Under Kostacopoulos, Maine began to see its baseball fortunes take a turn for the better as the program closed out one century and began another.

The 1999 season brought the Black Bears back to a .500 mark with a 28-28 record, while the 2000 squad finished the season 25-24 – giving Maine its first winning season since 1993. The 2001 season saw the Black

Bears crack the 30-win barrier for the first time in eight years, as they finished 36-15 after beginning the season with eight-straight victories. It also gave the program back-to-back winning seasons for the first time since the 1990 and 1991 campaigns.

During each of those three seasons, the Black Bears produced the America East Rookie of the Year and a Freshman All-American. Kostacopoulos twice earned America East Coach of the Year honors, in 1997 and 2001. Maine found itself atop the New England Regional poll throughout the entire 2001 season, and was named the top collegiate program in New England at the conclusion of the season.

In 2002, Maine returned to the NCAA Regional Tournament for the first time since 1993 and posted its fourth 40-win season in school's history. The Black Bears also won the America East Conference title. Neither of those accomplishments had been made since 1993.

In 2003, the Black Bears fell just short of a second-straight NCAA berth, but placed five on the America East First Team, two on the Second Team, two on the All-Rookie Team and saw Greg Norton named America East Rookie of the Year in addition to being named a Freshman All-American. Three players earned All-New England honors while Mike Collar was named to the ABCA/Rawlings All-Northeast Region Second Team.

In 2004, Maine finished tied for second in the America East regular season standing. Maine hosted the 2004 America East Championship and fell to Stony Brook in the Championship game. Aaron Izaryk and Joe Hough were named to the America East First Team, while Mike MacDonald and Greg Creek garnered America East Second Team honors.

In 2005, Maine finished tied for second in the America East regular season standing. Aaron Izaryk was named to the America East First Team, while Greg Creek, Ryan Quintal and Steve Richard were all named to the America East Second Team. Curt Smith earned All-Rookie honors.

The Black Bears won the 2011 America East Title and returned to the NCAA Regional.



Fans filled Mahaney Diamond in 1984 to watch their Black Bears play in the NCAA Northeast Regional.



The Black Bears opened the America East Tournament with a 14-2 victory over Vermont and downed Northeastern 12-0 in the winners bracket game.

The Black Bears entered the final day of the tournament without a loss and needing just one win for a return trip to the NCAA Tournament. The Black Bears fell to Vermont 6-5 in 10 innings to force a seventh and deciding game. In the 11th inning, Maine loaded the bases and Joe Hough knocked in Mark Ostrander with the winning run which sent Maine back to the NCAA Tournament.

The Black Bears were well represented to the all-tournament team. Joe Hough was named the America East Tournament Most Outstanding Player. Greg Creek, Mike Ferriggi, Aaron Izaryk and Greg Norton were all named to the All-Tournament team.

Maine was placed in the Oxford Regional of the NCAA Tournament and sent to Oxford, Miss. The Black Bears faced ninth-ranked Ole Miss in the first game and dropped a 5-0 decision. The next day, Maine recorded a 12-2 win over Southern Mississippi in an elimination game. The Black Bears then fell to Oklahoma 11-10 ending their season. The victory over Southern Miss was the first victory for Maine in the NCAA Tournament since the 1991 season.

With all the success during the season, many honors followed. Curt Smith, Greg Creek and Steve Richard were all named to the NCAA Regional All-Tournament Team, while Smith earned Louisville Slugger Freshman All-American honors.

In 2006, Maine finished third in the America East regular season standings. Kevin McAvoy earned five America East Rookie of the Week honors and went on to win America East Rookie of the Year. He was also named to the America East First Team and the America East All-Rookie squad. He was joined on the first team by senior tri-captain Joe Hough. Joel Barrett, Ryan Quintal and Matt McGraw were each named to the America East Second Team.

Maine rolled to its second straight America East Championship without losing a game. Mark Ostrander was named Most Valuable Player of the Tournament, while Mike Powers, Sean Parker, Joel Barrett and Alejandro Balsinde all earned a spot on the America East All-Tournament team.

Maine was placed in the Chapel Hill Regional and faced sixth-ranked and national runner-up North Carolina in the first game. Despite grabbing an early lead, the Black Bears fell to the Tar Heels.

The following day Maine fell to UNC-Wilmington 21-19 in the double-elimination tournament. McAvoy and Smith were each named to the Chapel Hill All-Regional Team. McAvoy batted .500 during the regional with four runs scored and eight RBI. He had three home runs in the two games. Smith batted .600 in the Regional with two runs scored and six RBI.

Following the season the honors continued to roll in for McAvoy and Smith. McAvoy was named a Louisville Slugger Freshman All-American. McAvoy was named to the American Baseball Coaches Association First Team, while Smith received Second

Team honors.

In 2007, Maine played one of the most challenging schedules in recent memory. The Black Bears played five teams which would go on to compete in the NCAA Tournament, including a four-game series with 14th ranked Arizona State University, a team that played in the College World Series.

Maine saw its bid for a third straight NCAA Tournament bid end the America East Tournament. Maine, however, did have several individual highlights. Freshman Myckie Luginbaur was named the America East Rookie of the Year. He was also named a Louisville Slugger Freshman All-American. He was named to the America East First Team and the America East All-Rookie Team. Matt McGraw was named to the America East First Team, while Joel Barrett, Billy Cather, Brad Hertzler and Curt Smith were named to the America East Second Team. McGraw and Greg Norton were named to the America East All-Academic Team, while Barrett and Smith earned a spot on the NEIBA All-New England Team.

2008 was highlighted by Curt Smith who was named the Len Harlow America East Player of the Year. He hit .403 during his senior season and finished his career with an impressive 300 career hits.

In 2009, Kevin McAvoy earned a spot on the America East First Team, while Ian Leisenheimer was named a Louisville Slugger Freshman All-American. Danny Menendez set school record for stolen bases in a game with five and in a season with 38.

The 2010 season was highlighted with a win over North Carolina, who was ranked 11th in the nation at the time. The Black Bears went on to rack up 34 wins on the season and finished second in the 2010 America East regular season standings. Maine placed four students on the America East First Team, while three earned second team honors. Maine also had three all-rookie team selections. In addition, Joe Mercurio was named to the All-ECAC first team, the Northeast Region first team and the All-New England first team. Taylor Lewis was selected to the All-New England second team.

The 2011 team won the America East Title and returned to the NCAA Regionals. Maine won 17 of 18 games headed into the NCAA Regional, including three straight win in the America East Tournament. After defeating Binghamton in the opener, Maine beat Albany 10-1 in the title game.

Keith Bilodeau, who tied a school record for wins in a season with 10 was named to the America East First Team, along with Joey Martin. Jeff Gibbs, Shaun Coughlin, Justin Leisenheimer, Troy Black, Michael Fransoso and Alex Calbick were all named to the Second Team. Fran Whitten, Black and Calbick were All-Rookie Team selections.

In the NCAA Regional, Maine fell to #7 North Carolina 4-0, but rebound the next day with an impressive win over #20 Florida International. Fransoso was named to the All-Regional Team.

In 2012, Michael Fransoso and Shaun Coughlin each earned a spot on the America East First Team, while Stephen Perakslis and

Maine in the NCAA Regionals

1964 College World Series

W 9-5 vs. Northeastern
W 4-2 vs. Northeastern

1975 NCAA Regional, Stamford, Conn.

L 3-17 St. John's
W 1-0 Pennsylvania
W 6-5 St. John's
L 7-11 Seton Hall

1976 NCAA Regional, Middletown, Conn.

W 11-4 Penn State
W 6-3 Temple
W 3-1 Seton Hall
W 4-2 Seton Hall

1980 NCAA Regional, Orono, Maine

L 4-6 St. John's
W 2-1 East Carolina
L 5-7 Harvard

1981 NCAA Regional, New Haven, Conn.

W 10-2 Central Michigan
W 10-5 St. John's
L 5-10 St. John's
W 15-10 St. John's

1982 NCAA Regional, Orono, Maine

W 6-4 Seton Hall
W 13-4 Delaware
W 4-3 Navy

1983 NCAA Regional, Orono, Maine

W 8-2 New York Tech
W 6-2 Harvard
W 4-3 Harvard

1984 NCAA Regional, Orono, Maine

W 12-6 Rider
W 5-4 Harvard
L 2-3 Seton Hall
W 5-2 Seton Hall

1986 NCAA Regional, Orono, Maine

W 5-1 Rutgers
W 13-7 St. John's
W 21-8 St. John's

1990 NCAA Regional, Waterbury, Conn.

W 4-3 Iowa
L 3-6 Georgia
L 4-5 Rutgers

1991 NCAA Regional, Orono, Maine

W 10-3 Villanova
L 5-6 Mississippi State
W 8-0 Towson
W 8-5 Mississippi State
L 5-13 Clemson

1993 NCAA Regional, Austin, Texas

L 5-11 Cal State Fullerton
L 3-16 McNeese State

2002 NCAA Regional, Los Angeles, Calif.

L 4-7 Cal State Northridge
L 5-12 Brigham Young

2005 NCAA Regional, Oxford, Miss.

L 0-5 Ole Miss
W 12-2 Southern Miss.
L 10-11 Oklahoma

2006 NCAA Regional, Chapel Hill, NC

L 7-15 #6 UNC
L 19-21 UNC Wilmington

2011 NCAA Regional, Chapel Hill, NC

L 0-4 #7 UNC
W 4-1 #20 Florida International
L 2-5 #28 James Madison



Tyler Patzalek were Second Team selections. Scott Heath was named to the America East All-Rookie Team.

Following the season, Jeff Gibbs was drafted in the ninth round by the Arizona Diamondbacks, while Stephen Perakslis was chosen in the 21st round by the Chicago Cubs.

In 2013, Maine captured the America East regular season title behind a mark of 20-9 in conference play. The Black Bears were led by America East Player of the Year Michael Fransoso, America East Pitcher of the Year Tommy Lawrence and America East Coach of the Year Steve Trimper. Lawrence set the school record for wins in a season with 11. Mike Connolly became the first player in America East Conference history to be selected to two conference teams at two different positions. He was selected to the First Team as a catcher and the Second Team as a pitcher. The Black Bears fell just short in the America East Tournament, falling to Binghamton in the title game.

Following the season, Fransoso was drafted in the 2013 MLB Entry Draft in the 27th round by the Pittsburgh Pirates, while Connolly was chosen by the San Francisco Giants in the 27th round as well.

While Maine baseball has evolved and moved on, its glorious past is not forgotten.

In 1997, jersey number 21, formerly worn by Coach Butterfield was retired. Coach Winkin's jersey number 5 was retired in 1999. Their numbers join Billy Swift's number 8 and Mike Bordick's number 3 as the only other retired numbers.

With Maine's tradition of success has also come individual player achievements. Eighteen Maine baseball players have been named All-American. Ed Flaherty, now head coach at 1991 and 1997 Division III National Champion Southern Maine, was one of the first in 1975. With Greg Norton named to the Collegiate/Louisville Slugger Freshman All-America Team in 2003, Maine had players named to the Freshman All-America squad for five straight seasons and in seven of the last eight seasons with Kevin McAvoy earning honors in 2006.

The Black Bears have seen approximately 44 players signed by professional teams. In 1984, Maine pitcher Bill Swift was the first collegian picked in the draft when the Seattle Mariners made him a first-round choice.

Mike Bordick retired at the end of the 2003 MLB season. He set the major league record for both games and chances without an error at shortstop in 2003.

In 2008, Mark Sweeney played for the LA Dodgers. A total of nine former Black Bears have worn major league uniforms since leaving Orono.

Rusty Tucker was selected in the 21st round of the 2001 Major League Baseball Draft by the San Diego Padres.

In the 2004 MLB Entry Draft, Simon Williams was drafted in the 11th round by the St. Louis Cardinals, while Mike MacDonald was taken in the 15th round by the Toronto Blue Jays. Greg Creek signed a free agent contract with the Atlanta Braves in the summer of 2005.

Following the 2006 season, Joe Hough signed a contract with the Brockton Rox. He had a tryout with the Philadelphia Phillies in the spring of 2007.

In the summer of 2007, Brad Hertzler was drafted in the 15th round by the Oakland A's and in his third start pitched a five inning rain-shortened perfect game for the Vancouver Canadians. In 2009, he pitched for the Brockton Rox.

Curt Smith was drafted by the St. Louis Cardinals in 2008. In 2009, after playing for the Netherlands in the World Baseball Classic, Smith saw action in the minor league system for the Cardinals, including at Double A.



Honored Black Bears

National Honors

Verizon/CoSIDA Academic All-America

1983 Jeff Paul, 3b (Honorable Mention)
2005 Aaron Izaryk, c (Second Team)
2006 Matt McGraw, dh (Second Team)

Verizon/CoSIDA Academic All-District I

1983 Jeff Paul, 3b
1991 Chuck Nadeau, p
1997 Jeff Longo, lf
2005 Aaron Izaryk, Ryan Quintal
2006 Matt McGraw, Scott Robinson, Ryan Quintal
2007 Matt McGraw, dh
2007 Brian Hackett, 3B

All-America

1975 Ed Flaherty
1981 Kevin Buckley (third team)
Brad Colton (third team)
1982 Bill Swift (second team)
1983 Bill Swift (second team)
1984 Bill Swift (second team)
1986 Rick Bernardo (first team)
Scott Morse (third team)
1988 Mark Sweeney (freshman)
1990 Andy Hartung (first team)
Mark Sweeney (third team)
1991 Mark Sweeney (first team)
Larry Thomas (third team)
1993 Chad White (second team)
1995 T.J. Sheedy (freshman)
1999 Mike Ross (freshman)
2000 Joe Drapeau (freshman)
2001 Mike Collar (freshman)
2002 Aaron Izaryk (freshman)
2003 Greg Norton (freshman)
2005 Curt Smith (freshman)
2006 Kevin McAvoy (freshman)
2007 Myckie Lugauber (freshman)
2009 Ian Leisenheimer (freshman)
2011 Troy Black (freshman)
2011 Alex Calbick (freshman)
2011 Shaun Coughlin (freshman)
2013 Michael Fransoso (third team)

College World Series MVP

1964 Joe Ferris, p
Ferris is one of only 13 players to win the CWS MVP award and not play for the national championship team.

College World Series All-Tournament

1964 Joe Ferris, p; Dave Thompson, 3b
1976 Russ Quetti, ss
1982 Kevin Bernier, 1b
1986 Bill Reynolds, c

NCAA Regional MVP

1983 Brad Colton, of
1981 Kevin Buckley; Joe Johnson (co-MVPs)
1986 Bill Reynolds, c

NCAA Regional All-Tournament

1975 Ed Flaherty, of; Jack Leggett, 3b; Bert Roberge, p
1980 Pete Adams, ss; Kevin Buckley, of/p
1982 Mark Sutton, 2b; Jeff Paul, 3b; Pete Adams, ss; Rick Lashua, of; Ed Pickett, dh
1983 Bill Swift, p; Kevin Bernier, 1b; Bill Reynolds, 3b; Brad Colton, of; Rick Lashua, of
1984 Mike Bordick, Jeff Paul, Ed Hackett, Bill Reynolds, Dan Kane, Bill Swift
1986 Rick Bernardo, 1b; Don Etzweiler, 2b; Mike Bordick, ss; Dan Kane, dh; Jim Overstreet, of; Bill Reynolds, c
1991 Shawn Tobin, c; Chad White, of; Rob Higgins, p
2005 Curt Smith, 3b; Greg Creek, dh; Steve Richard, p
2006 Curt Smith, ss; Kevin McAvoy, 3b.
2011 Michael Fransoso, ss

Conference Honors

America East/NAC Player of the Year

1991 Mark Sweeney, of
1993 Chad White, of
2008 Curt Smith, 1b
2013 Michael Fransoso, ss

America East/NAC Pitcher of the Year

1991 Larry Thomas
1993 Mark Ballard



Curt Smith was named to the NCAA All-Regional in two of his first three seasons at Maine.

1997 Garrett Quinn
2001 Rusty Tucker
2002 Mike MacDonald
2013 Tommy Lawrence

America East/NAC Rookie of the Year

1999 Mike Ross, of
2000 Joe Drapeau, 3b
2001 Mike Collar, p
2003 Greg Norton, p
2006 Kevin McAvoy, 3b
2007 Myckie Lugauber, c

America East/NAC Coach of the Year

1997 Paul Kostacopoulos
2001 Paul Kostacopoulos
2013 Steve Trimper

America East/NAC Tournament MVP

1993 Gabe Duross, 1b
2002 Brett Ouellette, 2b
2005 Joe Hough, cf
2006 Mark Ostrander, rf
2011 Taylor Lewis, c

America East/NAC All-Tournament

1993 Mark Ballard, p; Bill Champi, of; Ron Hewes, p; Mike Sidoti, ss; Shawn Tobin, c; Justin Tomberlin, 3b; Chad White, of
1996 Keith Croteau, 2b/ss; Pete Fisher, p
1999 Mike Ross, of; Quin Peel, dh
2002 Brett Ouellette, 2b; Joe Drapeau, 3b; Mike Ross, of; Mike Livulpi, of; Aaron Izaryk, dh; Paul Bruder, p
2003 Brett Ouellette, 2b, Joe Drapeau 3b, Aaron Izaryk, c
2004 Mike MacDonald, p, Matt McGraw dh
2005 Greg Creek, dh; Joe Hough, CF (MVP); Aaron Izaryk, c; Mike Ferriggi, 2b; Ryan Quintal, lf; Greg Norton, p
2006 Alejandro Balsinde, p; Joel Barrett, 1b; Mark Ostrander, rf; Sean Parker, c; Mike Powers, p
2007 Billy Cather, of; Curt Smith, ss
2010 Joe Mercurio, c
2011 Keith Bilodeau, p; Alex Calbick, 3b; Michael Fransoso ss, Taylor Lewis cf
2013 Tommy Lawrence, p; Mike Connolly, c/p; Eric White, 3b
2014 Scott Heath, 1/dh

America East/NAC All-Conference

1990 Mike D'Andrea, p; Craig Ender, c; Tim Scott, 2b; Brian Seguin, ss; Mark Sweeney, of
1991 Larry Thomas, p; Ben Burlingame, p; Tim Scott, 2b; Shanán Knox, 3b; Brian Seguin, ss; Mark Sweeney, of
1992 Shawn Tobin, c (second team); Chad White, of (second team)
1993 Mark Ballard, p; Shawn Tobin, c; Gabe Duross, 1b; Chad White,

- of; Todd Livingston, 2b (second team); Glen Stupienski, dh (second team)
- 1994 Steve Puleo, c (second team)
- 1995 T.J. Sheedy, of; Steve Puleo, dh (second team)
- 1996 Rex Turner, of (second team)
- 1997 Garrett Quinn, p; Rex Turner, of; Nick Caiazzo, c (second team)
- 1998 T.J. Sheedy, of (second team); Rex Turner, of (second team); Julian Bracali, dh (second team)
- 1999 Brian Poire, 3b; Kris Ehmke, p (second team); Mike Ross, of (second team)
- 2000 Rusty Tucker, p (second team); Joe Drapeau, 3b (second team); Mike Ross, of (second team); Ray Goirigolzarri, dh (second team)
- 2001 Rusty Tucker, p; Joe Drapeau, c; Jon Hambelton, 1b; Quin Peel, 2b (second team); Mike Livulpi, of (second team)
- 2002 Mike MacDonald, p; Mike Collar, p; Simon Williams, of; Aaron Izaryk, dh; Alain Picard, c (second team); Joe Drapeau, 3b (second team); Mike Ross, of (second team); Aaron Izaryk, dh (rookie)
- 2003 Brett Ouellette (first team), Joe Drapeau (first team), Simon Williams (first team), Mike Collar (first team), Alain Picard (first team), Aaron Izaryk (second team), Mike Livulpi (second team), Ryan Quintal (rookie team), Greg Norton (rookie team)
- 2004 Joe Hough (first team), Aaron Izaryk (first team), Greg Creek (second team), Mike MacDonald (second team), Joel Barrett (rookie team), Matt McGraw (rookie team), Steve Richard (rookie team)
- 2005 Aaron Izaryk (first team), Greg Creek (second team), Ryan Quintal (second team), Steve Richard (second team), Curt Smith (rookie team)
- 2006 Kevin McAvoy (first team, rookie team), Joe Hough (first team), Joel Barrett (second team), Ryan Quintal (second team), Matt McGraw (second team)
- 2007 Myckie Luginbaur (rookie team), Matt McGraw (first team, all-academic team), Joel Barrett (second team), Billy Cather (second team), Brad Hertzler (second team), Curt Smith (second team), Kevin Jackson (rookie team), Greg Norton (all-academic team)
- 2008 Curt Smith (first team), Myckie Luginbaur (first team), Jarrett Lukas (rookie team), Kevin Scanlan (rookie team)
- 2009 Kevin McAvoy (first team), Billy Cather (second team), Jarrett Lukas (second team), Myckie Luginbaur (second team), Tony Patane



Aaron Izaryk, named to the 2005 Verizon/CoSIDA Academic All-America Second Team, was a four-year America East All-Conference selection.

- (second team), Kevin Scanlan (second team), A.J. Bazdanes (rookie team), Ian Leisenheimer (rookie team)
- 2010 Justin Latta (first team), Joe Mercurio (first team), Tony Patane (first team), Taylor Lewis (first team), Jeff Gibbs (second team, rookie team), A.J. Bazdanes (second team), Keith Bilodeau (second team), Tyler Patzalek (rookie team), Michael Fransoso (rookie team)
- 2011 Keith Bilodeau (first team), Joey Martin (first team), Jeffrey Gibbs (second team), Shaun Coughlin (second team), Justin Leisenheimer (second team), Troy Black (second team, rookie team), Michael Fransoso (second team), Alex Calbick (second team, rookie team), Fran Whitten (rookie team)
- 2012 Michael Fransoso (first team), Shaun Coughlin (first team), Stephen Perakslis (second team), Tyler Patzalek (second team), Scott Heath (rookie team)
- 2013 Tommy Lawrence (first team), Michael Fransoso (first team), Mike Connolly (first team - catcher), Eric White (first team), Mike Connolly (second team - pitcher), Troy Black (second team), Brian Doran (second team), Sam Balzano (second team), Colin Gay (all-academic)
- 2014 2014 Tommy Lawrence (first team), Scott Heath (first team - designated hitter), Scott Heath (second team - first baseman), Colin Gay (second team), Jeff Gelinias (rookie

- team).
- 2015 Scott Heath (first team), Luke Morrill (first team), Logan Fullmer (second and all-academic team) and Justin Courtney (second and all-rookie team)

ECAC North All-Conference

- 1981 Kevin Buckley, Tom Vanidestine, Pete Adams, Joe Johnson
- 1982 Joe Johnson, Bill Swift, Kevin Bernier, Mark Sutton, Pete Adams, Ed Pickett, Brad Colton
- 1983 Bill Swift, Kevin Bernier, Jeff Paul, Brad Colton
- 1984 Jeff Paul, Rick Lashua, Bill Swift
- 1985 Scott Morse, Jeff Plympton, Bill Reynolds, Rick Bernardo*, Bill McInnis, Dan Kane
- 1986 Scott Morse, Jeff Plympton, Bill Reynolds, Rick Bernardo, Don Etzweiler, Mike Bordick
- 1987 Jeff Plympton, p; Colin Ryan, c; Dan Kane*, of
- 1989 Brian Sequin, ss; Mike LeBlanc, p; Colin Ryan, c; Mark Sweeney, of
- 2010 Joe Mercurio, c
- 2013 Tommy Lawrence - Pitcher of the Year, First team.

* - Denotes earned ECAC North Player of the Year honors

All-Yankee Conference

- 1961 William Livesay, of; Edwin Ranzoni, 3b; Raymond Weed, of
- 1962 William Livesay, of
- 1964 Dick DeVarney, ss; Joe Ferris, p; Ronald Lanza, of
- 1965 Dick DeVarney, ss; Carl Merrill, c
- 1966 Gordon Engstrom, p; Carl Merrill, c; Norman Tardiff, of
- 1969 Jim Cameron, p; Bruce Stafford, c; Bill West, 3b
- 1970 Jim Cameron, p; Eric Hayward, ss; Bill West, 3b
- 1971 Dennis Libbey, ss
- 1972 John Coughlin, of; Leonard Larrabee, 1b
- 1973 Leonard Larrabee, 1b
- 1974 Kevin Goodhue, 1b; Jack Leggett, 2b; Bert Roberge, p; Gary Smith, of
- 1975 Ed Flaherty, of; John Dumont, c/dh; Bert Roberge, p
- 1976 Tony DiBiase, 1b; John Dumont, c/dh; Jack Leggett, 2b; Bert Roberge, p
- 1977 Barry LaCasse, p; Russ Quetti, ss; John Tomshick, p
- 1978 Mark Armstrong, c; William Hughes, 1b; Russ Quetti, ss, Edmund Mitchell, dh
- 1979 Mark Armstrong, c; Mike Coutts, 3b

Maine Honors

Maine Sports Hall of Fame Inductees

- 1987 Richard DeVarney



1988 Joe Ferris
1989 Jack Butterfield, Marty McHale
1991 Bill Swift, Carl "Stump" Merrill
1992 Ed Flaherty
1993 Mike Bordick
1994 Jack Leggett
1995 Harold Woodbury
1996 Mark Sweeney
1997 Dennis Libbey, Raymond Weed
1998 Bert Roberge
1999 Rick Bernardo
2000 Dana Drew, Al Hackett
2001 Dr. John Winkin
2003 Bill Reynolds
2005 Dan Kane
2008 Russ Quetti
2010 Jeff Paul
2013 Chad White

All-Yankee Conference

1961 William Livesay, of; Edwin Ranzoni, 3b; Raymond Weed, of
1962 William Livesay, of



About the America East

>> Quick Facts

Founded: 1979 as ECAC North (men's basketball only) 1988-89 (all sports)

Sports (18): Baseball, M/W Basketball, M/W Cross Country, Field Hockey, M/W Indoor Track and Field, M/W Lacrosse, M/W Outdoor Track and Field, M/W Soccer, Softball, W Swimming and Diving, M/W Tennis, Volleyball

Website: AmericaEast.com

Phone: 617-695-6369

Mailing Address: 215 First Street, Suite 140
Cambridge, MA 02142

america east™
CONFERENCE

>> Membership

1979 University of Maine, University of New Hampshire, University of Vermont

1985 University of Hartford

2001 University at Albany, Binghamton University, Stony Brook University

2003 UMBC

2013 University of Massachusetts Lowell

>> Connect...

The America East provides member schools and their athletic programs a platform upon which student-athletes can achieve both collegiate and life success through the promotion and nurturing of athletics excellence, academic achievement and leadership on and off the field

BUILDING THE

COMPLETE

STUDENT ATHLETE

| America East All-Conference Teams | | |
|--|------------|-----------|
| FIRST TEAM | | |
| Jay Lynch, Binghamton | Sr. | SP |
| Sean Newcomb, Hartford | So. | SP |
| Tommy Lawrence, Maine * | Jr. | SP |
| Frankie Vanderka, Stony Brook * | Jr. | SP |
| Jon Cohn, UMBC | Jr. | RP |
| Mike Connolly, Maine | Jr. | C |
| Kevin Courtney, Stony Brook | Jr. | 1B |
| Daniel Nevares, Binghamton | Jr. | 2B |
| Michael Fransoso, Maine * | Sr. | SS |
| Eric White, Maine * | Jr. | 3B |
| Josh Nethaway, Albany * | Jr. | OF |
| Jake Thomas, Binghamton * | So. | OF |
| Jack Parenty, Stony Brook | Fr. | OF |
| Shaun McGraw, Binghamton * | Jr. | OF |
| SECOND TEAM | | |
| Austin Chase, Albany | Sr. | SP |
| Kasceim Graham, Albany | Sr. | SP |
| Jake Lambert, Binghamton | Sr. | SP |
| Mike Connolly, Maine | Jr. | SP |
| Tim Knesnik, Stony Brook | Fr. | RP |
| Anthony Italiano, Stony Brook | Jr. | C |
| Greg Muller, Albany | Sr. | 1B |
| Troy Black, Maine | Jr. | 2B |
| Kevin Lachance, UMBC | Fr. | SS |
| Johnny Caputo, Stony Brook | Fr. | 3B |
| Nolan Gaige, Albany | Sr. | OF |
| Brian Doran, Maine | So. | OF |
| Sam Balzano, Maine | So. | OF |
| Brandon Coluccio, UMBC | Jr. | DH |
| ALL-ROOKIE TEAM | | |
| Matt Hinchy, Albany | INF | |
| Ryan Stinar, Albany | P | |
| David Schanz, Binghamton | INF | |
| Chris DelDebbio, Hartford | OF | |
| Kevin Lachance, UMBC * | INF | |
| Mike Gomez, UMBC * | P | |
| Jack Parenty, Stony Brook * | OF | |
| Tim Knesnik, Stony Brook * | P | |
| Daniel Zamora, Stony Brook * | P | |
| ALL-ACADEMIC TEAM | | |
| James Alfonso, Hartford | Jr. | |
| Colin Gay, Maine | Jr. | |
| Brian Hunter, Hartford | Jr. | |
| Brandon McNitt, Stony Brook | Jr. | |
| Nick Pancerella, Binghamton | So. | |
| Cole Peragine, Stony Brook | So. | |
| Brian Ruby, Binghamton | Jr. | |
| Brady Sheetz, Hartford | So. | |
| Jordon Smucker, Binghamton | Sr. | |
| Jake Thomas, Binghamton | So. | |
| Len Harlow Player of the Year: Michael Fransoso, Maine | | |
| Pitcher of the Year: Tommy Lawrence, Maine | | |
| Rookie of the Year: Jack Parenty Stony Brook | | |
| Coach of the Year: Steve Trimper, Maine | | |



Maine vs. All Collegiate Opponents

| TEAM | W | L | T | FIRST | LAST | TEAM | W | L | T | MEETING | MEETING | TEAM | W | L | T | FIRST | LAST |
|---------------------|-----|-----|---|-----------------|-----------------|------------------|----------------|----------------|----------------|-----------------|-----------------|-------------------|----------|----------|----------|-----------------|----------------|
| | | | | MEETING | MEETING | | | | | MEETING | MEETING | | | | | | |
| Alabama | 1 | 1 | 0 | 1989 (L, 1-6) | 1989 (W, 5-2) | Illinois | 0 | 2 | 0 | 1989 (L, 1-11) | 1989 (L, 3-7) | Princeton | 4 | 6 | 1 | 1955 (L, 8-9) | 1972 (W, 5-1) |
| Albany | 37 | 29 | 0 | 2002 (W, 6-0) | 2015 (L, 6-1) | Illinois Chicago | 2 | 0 | 0 | 1983 (W, 9-5) | 1983 (W, 8-1) | Providence | 20 | 15 | 0 | 1925 (L, 1-3) | 1999 (L, 3-9) |
| Air Force | 0 | 1 | 0 | 2008 (L, 1-3) | ----- | FIRST | MEETING | MEETING | MEETING | MEETING | MEETING | Purdue | 1 | 0 | 0 | 1991 (W, 8-1) | ----- |
| Amherst | 1 | 1 | 0 | 1899 (W, 12-10) | 1901 (L, 1-3) | Indiana | 1 | 1 | 0 | 1979 (W, 2-0) | 1988 (L, 6-7) | Quinnipiac | 3 | 0 | 0 | 2000 (W, 25-8) | 2001 (W, 7-2) |
| Arizona State | 1 | 11 | 0 | 1964 (W, 2-0) | 2007 (L, 5-11) | IPFW | 1 | 1 | 0 | 2005 (L, 1-4) | 2005 (W, 6-5) | Randolph-Macon | 0 | 1 | 0 | 1952 (L, 5-9) | ----- |
| Arkansas | 0 | 1 | 0 | 1990 (L, 0-14) | ----- | Iona | 5 | 0 | 0 | 2006 (W, 8-6) | 2009 (W, 11-0) | Rhode Island | 57 | 49 | 2 | 1911 (L, 4-5) | 2010 (W, 6-5) |
| Arkansas State | 2 | 0 | 0 | 1989 (W, 13-5) | 1989 (W, 9-1) | Iowa | 7 | 5 | 0 | 1988 (W, 5-4) | 2014 (W, 12-13) | Rice | 0 | 2 | 0 | 1996 (L, 4-9) | 1996 (L, 2-20) |
| Army | 2 | 4 | 0 | 1955 (W, 14-4) | 1987 (W, 5-3) | Iowa State | 2 | 0 | 0 | 1980 (W, 9-5) | 1980 (W, 6-4) | TEAM | W | L | T | FIRST | LAST |
| Auburn | 1 | 4 | 0 | 1976 (W, 9-8) | 2013 (L, 4-8) | Jacksonville | 1 | 1 | 0 | 1993 (L, 4-7) | 1993 (W, 9-7) | Richmond | 1 | 1 | 0 | 1973 (W, 9-6) | 1973 (L, 4-5) |
| Ball State | 0 | 2 | 0 | 1998 (L, 6-15) | 2015 (L, 8-7) | James Madison | 2 | 1 | 0 | 1986 (W, 8-6) | 2011 (L, 2-5) | Rider | 2 | 3 | 0 | 1984 (W, 12-6) | 2011 (W, 8-4) |
| Baltimore | 1 | 1 | 0 | 1951 (W, 10-0) | 1961 (L, 3-5) | Kansas | 0 | 2 | 0 | 1984 (L, 4-5) | 1984 (L, 6-8) | Rochester | 2 | 0 | 0 | 1966 (W, 5-0) | 1966 (W, 5-3) |
| Bates | 125 | 78 | 2 | 1881 (L, 0-15) | 2012 (W, 10-3) | Kentucky | 1 | 3 | 0 | 1989 (L, 7-8) | 1995 (W, 4-3) | Rollins | 9 | 7 | 0 | 1992 (L, 3-4) | 2011 (W, 10-4) |
| Baylor | 1 | 0 | 0 | 1993 (W, 10-6) | ----- | Lafayette | 1 | 0 | 0 | 2015 (W, 18-10) | ----- | Rowan** | 3 | 2 | 0 | 1981 (W, 1-0) | 1986 (L, 0-6) |
| Beth-Cookman | 4 | 2 | 0 | 2001 (W, 5-2) | 2015 (W, 11-8) | Lamar | 0 | 3 | 0 | 2010 (L, 2-4) | 2010 (L, 4-5) | Rutgers | 6 | 5 | 1 | 1956 (T, 4-4) | 1993 (L, 3-17) |
| Binghamton | 32 | 24 | 0 | 2002 (W, 10-0) | 2015 (W, 9-0) | LaSalle | 4 | 3 | 0 | 1985 (L, 2-10) | 2004 (L, 1-6) | Sacred Heart | 3 | 2 | 0 | 2005 (W, 10-0) | 2009 (W, 5-3) |
| Biscayne | 1 | 2 | 0 | 1976 (W, 10-5) | 1983 (L, 5-8) | Lehigh | 4 | 2 | 0 | 2005 (W, 6-3) | 2010 (L, 4-11) | St. Bonaventure | 4 | 4 | 0 | 1999 (W, 10-6) | 2015 (L, 5-4) |
| Boston Coll. | 24 | 13 | 0 | 1898 (W, 11-4) | 2015 (L, 12-0) | LeMoyné | 2 | 1 | 0 | 1988 (W, 2-1) | 1991 (W, 15-11) | St. Francis/NY | 1 | 0 | 0 | 2004 (W, 8-0) | ----- |
| Boston Univ. | 20 | 4 | 0 | 1920 (W, 7-6) | 1995 (W, 7-1) | Lewis | 1 | 1 | 0 | 1985 (W, 5-4) | 1985 (L, 7-9) | St. Francis/PA | 3 | 0 | 0 | 1983 (W, 8-4) | ----- |
| Bowdoin | 118 | 94 | 1 | 1882 (L, 5-18) | 2001 (W, 12-2) | Liberty | 0 | 1 | 0 | 1987 (L, 6-7) | ----- | St. John's | 5 | 4 | 0 | 1975 (L, 3-17) | 1999 (L, 3-12) |
| Bowling Green | 5 | 0 | 0 | 1981 (W, 11-2) | 2015 (W, 6-4) | Long Beach St. | 0 | 2 | 0 | 1982 (L, 0-2) | 1982 (L, 2-9) | St. Joseph's/ME | 9 | 0 | 0 | 1981 (W, 18-2) | 2004 (W, 6-1) |
| Bradley | 2 | 0 | 0 | 1984 (W, 9-4) | 1984 (W, 11-10) | Long Island | 7 | 2 | 0 | 1985 (L, 1-4) | 2015 (W, 12-2) | St. Louis | 1 | 0 | 0 | 2013 (W, 6-1) | ----- |
| Bridgewater C. | 1 | 0 | 0 | 1964 (W, 7-2) | ----- | Louisiana State | 1 | 6 | 0 | 1986 (L, 4-8) | 1995 (L, 1-6) | St. Peter's | 2 | 1 | 0 | 1999 (W, 6-5) | 2011 (W, 5-1) |
| Brigham Young | 1 | 2 | 0 | 1979 (W, 9-7) | 2002 (L, 5-12) | Loyola (Md.) | 2 | 1 | 0 | 1963 (L, 2-3) | 1965 (W, 8-2) | St. Michael's | 1 | 0 | 0 | 1923 (W, 7-3) | ----- |
| Brown | 3 | 17 | 0 | 1907 (L, 0-10) | 2012 (W, 4-22) | Lubbock Christ. | 1 | 0 | 0 | 1980 (W, 5-3) | ----- | St. Thomas | 2 | 0 | 0 | 1985 (9-8) | 1987 (W, 10-9) |
| Bryant | 1 | 3 | 0 | 2009 (L, 3-9) | 2012 (L, 3-8) | Lynchburg | 1 | 1 | 0 | 1952 (L, 5-6) | 1961 (W, 4-3) | Salisbury State | 1 | 0 | 0 | 1965 (W, 10-2) | ----- |
| Bucknell | 0 | 1 | 0 | 2015 (L, 8-5) | ----- | Maine Law Sch. | 1 | 0 | 0 | 1912 (W, 8-1) | ----- | San Jose State | 1 | 3 | 0 | 1994 (L, 3-7) | 1994 (L, 3-13) |
| California | 1 | 2 | 0 | 1978 (W, 2-1) | 1994 (L, 5-7) | Manhattan | 0 | 3 | 0 | 1902 (L, 7-12) | 2000 (L, 5-7) | Santa Clara | 0 | 1 | 0 | 1994 (L, 0-7) | ----- |
| Cal Baptist | 1 | 0 | 0 | 1982 (W, 7-0) | ----- | Maryland | 1 | 1 | 0 | 1958 (W, 7-6) | 1965 (L, 0-9) | Seattle | 1 | 0 | 0 | 1979 (W, 18-10) | ----- |
| Cal-Riverside | 3 | 1 | 0 | 1978 (W, 7-6) | 1982 (L, 5-9) | UMBC | 40 | 10 | 0 | 2004 (W, 6-2) | 2015 (L, 9-5) | Seton Hall | 9 | 5 | 0 | 1964 (W, 5-1) | 2012 (L, 4-6) |
| Cal-Fullerton | 1 | 2 | 0 | 1982 (L, 2-6) | 1993 (L, 5-11) | UMES | 5 | 0 | 0 | 2002 (W, 23-2) | 2006 (W, 11-3) | Siena | 6 | 2 | 0 | 1980 (L, 2-4) | 2007 (L, 2-4) |
| CS-Northridge | 0 | 1 | 0 | 2002 (L, 5-12) | ----- | UMF | 1 | 0 | 0 | 2015 (W, 14-3) | ----- | South Carolina | 1 | 6 | 0 | 1981 (L, 7-12) | 1986 (L, 6-7) |
| Catholic U. | 3 | 1 | 0 | 1951 (L, 6-7) | 1956 (W, 13-3) | UMPI | 2 | 0 | 0 | 2013 (W, 21-3) | 2015 (W, 6-0) | South Dakota St. | 1 | 1 | 0 | 2014 (L, 3-5) | 2014 (5-4, W) |
| Castine Nor. Sch.*2 | 0 | 0 | 0 | 1902 (W, 9-4) | 1903 (W, 8-3) | Maryland State | 2 | 0 | 0 | 1954 (W, 11-4) | 1965 (W, 19-4) | South Florida | 1 | 0 | 0 | 1991 (W, 5-3) | ----- |
| Central Conn. St. | 8 | 0 | 0 | 1977 (W, 13-3) | 2005 (W, 4-3) | Massachusetts | 50 | 45 | 1 | 1898 (W, 8-7) | 2012 (L, 5-11) | Southeast Louis. | 1 | 0 | 0 | 1995 (L, 1-3) | ----- |
| Central Florida | 2 | 3 | 0 | 1988 (W, 2-1) | 2011 (L, 3-6) | McNeese State | 0 | 1 | 0 | 1993 (L, 3-16) | ----- | Southern Cal. | 1 | 1 | 0 | 1964 (W, 2-1) | 1982 (W, 3-2) |
| Central Mich. | 3 | 6 | 0 | 1980 (W, 5-2) | 2005 (L, 6-16) | Mercer | 1 | 1 | 0 | 1985 (W, 21-5) | 1085 (L, 3-4) | Southern Conn. | 1 | 0 | 0 | 1972 (W, 8-7) | ----- |
| Chicago State | 2 | 0 | 0 | 2013 (W, 9-5) | 2013 (W, 13-7) | Miami (Fla.) | 13 | 63 | 0 | 1976 (L, 1-3) | 2014 (L, 2-1) | Southern Illinois | 6 | 10 | 0 | 1977 (W, 9-8) | 1993 (L, 3-4) |
| Chinese-Hawaii | 0 | 1 | 0 | 1915 (L, 3-8) | ----- | Miami Dade S.*3 | 2 | 0 | 0 | 1970 (L, 3-4) | 1970 (W, 5-11) | Southern Maine | 19 | 3 | 0 | 1978 (W, 6-3) | 2007 (L, 7-13) |
| Clemson | 1 | 22 | 0 | 1991 (L, 5-13) | 2015 (L, 5-4) | Miami (Ohio) | 3 | 1 | 0 | 1981 (W, 15-11) | 1984 (W, 9-6) | Southern Miss. | 1 | 0 | 0 | 2005 (W, 12-2) | ----- |
| Coast Guard | 1 | 0 | 0 | 1958 (W, 9-3) | ----- | Michigan | 4 | 5 | 0 | 1981 (L, 6-15) | 1997 (L, 11-21) | S'west Louisiana | 3 | 5 | 0 | 1990 (W, 10-8) | 1995 (L, 2-6) |
| Coastal Carolina | 1 | 0 | 0 | 1991 (W, 6-3) | ----- | Michigan State | 9 | 2 | 0 | 1976 (W, 7-1) | 1987 (W, 4-3) | Springfield | 1 | 1 | 0 | 1921 (L, 3-10) | 1977 (W, 6-2) |
| Colby | 155 | 117 | 2 | 1881 (L, 1-6) | 2013 (W, 9-8) | Middlebury | 1 | 1 | 0 | 1905 (W, 9-8) | 1910 (L, 8-9) | Stanford | 3 | 0 | 0 | 1978 (W, 7-6) | 1982 (W, 8-5) |
| Columbia | 6 | 3 | 0 | 1958 (W, 3-1) | 2006 (L, 7-10) | Minnesota | 1 | 2 | 0 | 1964 (L, 0-12) | 1988 (W, 8-7) | Stetson | 5 | 8 | 0 | 1997 (L, 0-3) | 2014 (L, 6-3) |
| Connecticut | 50 | 61 | 0 | 1924 (L, 2-9) | 2004 (L, 1-2) | Mississippi | 0 | 4 | 0 | 2005 (L, 0-5) | 2006 (L, 8-14) | Stony Brook | 28 | 40 | 0 | 2002 (W, 3-2) | 2014 (L, 1-4) |
| Coppin State | 5 | 0 | 0 | 2001 (W, 23-2) | 2008 (W, 13-1) | Mississippi St. | 1 | 1 | 0 | 1991 (L, 5-6) | 1991 (W, 8-5) | Temple | 1 | 2 | 0 | 1976 (W, 6-3) | 2004 (L, 7-10) |
| Cornell | 1 | 0 | 0 | 2015 (W, 13-9) | ----- | Missouri | 0 | 1 | 0 | 1964 (L, 1-2) | ----- | Texas | 0 | 7 | 0 | 1984 (L, 6-26) | 1996 (L, 1-7) |
| Cortland State | 2 | 0 | 0 | 2004 (W, 3-2) | 2004 (W, 3-2) | Monmouth | 8 | 4 | 0 | 1989 (W, 10-2) | 2008 (L, 4-7) | Texas A&M | 1 | 9 | 0 | 1983 (L, 2-8) | 1996 (L, 6-15) |
| Creighton | 1 | 5 | 0 | 1985 (W, 7-1) | 1993 (L, 1-2) | Montclair St. | 2 | 1 | 0 | 1977 (W, 12-4) | 1987 (L, 1-7) | Texas Christian | 0 | 2 | 0 | 1996 (L, 1-21) | 1996 (L, 4-16) |
| C. W. Post | 1 | 0 | 0 | 1989 (W, 3-1) | ----- | Morningside | 3 | 0 | 0 | 1980 (W, 6-3) | 1980 (W, 9-2) | Texas Pan Amer. | 2 | 11 | 0 | 1980 (L, 3-10) | 1993 (L, 7-8) |
| Dartmouth | 4 | 6 | 0 | 1904 (W, 4-3) | 1995 (W, 6-3) | Mt. St. Mary's | 2 | 2 | 0 | 2004 (L, 2-4) | 2015 (W, 9-2) | Thomas | 7 | 0 | 0 | 2006 (W, 13-1) | 2015 (W, 9-2) |
| Dayton | 2 | 0 | 0 | 1999 (W, 12-4) | 1999 (W, 12-5) | Navy | 3 | 4 | 0 | 1957 (L, 2-3) | 2008 (L, 4-5) | Towson | 12 | 14 | 0 | 1964 (L, 3-10) | 2001 (L, 4-20) |
| Delaware | 13 | 24 | 0 | 1982 (W, 13-4) | 2001 (L, 3-10) | Neb.-Omaha | 1 | 0 | 0 | 2002 (W, 12-3) | ----- | Trenton State | 1 | 0 | 0 | 1975 (W, 13-2) | ----- |
| Delaware State | 6 | 1 | 0 | 2006 (T, 3-3) | 2009 (W, 5-3) | New Hampshire | 89 | 49 | 1 | 1909 (W, 7-3) | 1997 (W, 11-6) | Trinity | 2 | 0 | 0 | 1899 (W, 13-3) | 1916 (W, 9-4) |
| Drexel | 24 | 11 | 0 | 1992 (W, 9-1) | 2001 (L, 6-7) | Newport Appr. | 1 | 1 | 0 | 1973 (W, 11-1) | 1973 (L, 4-5) | Tufts | 2 | 18 | 0 | 1900 (L, 9-13) | 1927 (L, 0-8) |
| Duquesne | 1 | 1 | 0 | 2008 (L, 3-4) | 2009 (W, 10-3) | New Mexico | 0 | 1 | 0 | 1994 (L, 2-8) | ----- | Tulane | 1 | 2 | 0 | 1982 (W, 11-6) | 1995 (L, 6-10) |
| Eastern Carolina | 1 | 0 | 0 | 1980 (W, 2-1) | ----- | New Orleans | 0 | 7 | 0 | 1992 (L, 3-13) | 2007 (L, 9-10) | UCLA | 1 | 3 | 0 | 1987 (L, 3-10) | 1989 (L, 3-6) |
| E. Me. Conf. Sem.*1 | 0 | 0 | 0 | 1903 (W, 12-1) | ----- | NJIT | 10 | 1 | 0 | 2008 (W, 15-3) | 2014 (L, 2-3) | UMF | 2 | 0 | 0 | 2013 (W, 11-1) | 2014 (W, 10-1) |
| Eastern Mich. | 0 | 4 | 0 | 1976 (L, 2-3) | 1998 (L, 4-7) | NYIT | 24 | 13 | 1 | 1983 (W, 8-2) | 2015 (L, 8-6) | UMass Lowell | 1 | 5 | 0 | 2014 (W, 5-4) | 2015 (L, 10-6) |
| Eastern Wash. | 1 | 0 | 0 | 1990 (W, 13-4) | ----- | New York U. | 0 | 1 | 0 | 1967 (L, 0-4) | ----- | UNC Wilmington | 0 | 1 | 0 | 2006 (L, 19-21) | ----- |
| Evansville | 0 | 2 | 0 | 1993 (L, 6-7) | 2014 (L, 7-9) | Niagara | 3 | 0 | 0 | 2004 (W, 18-8) | 2004 (W, 8-3) | UNLV | 1 | 10 | 0 | 2008 (L, 8-11) | 2011 (W, 2-8) |
| Fairfield | 15 | 4 | 0 | 1975 (W, 11-10) | 2012 (L, 4-8) | Nicholls State | 0 | 2 | 0 | 1992 (L, 3-16) | 1995 (L, 4-5) | Upsala | 2 | 2 | 0 | 1953 (W, 7-6) | 1959 (W, 9-4) |
| Fair. Dickinson | 2 | 2 | 0 | 1958 (L, 3-17) | 2011 (W, 5-1) | Norfolk State | 4 | 0 | 0 | 2012 (W, 9-1) | ----- | Utica | 1 | 0 | 0 | 1985 (W, 14-2) | ----- |
| Florida | 0 | 9 | 0 | 19 | | | | | | | | | | | | | |

Year-by-Year Results

1975 (25-8-1)

Head Coach: John Winkin

| | | |
|---|-------|---------------------------|
| W | 13-2 | vs. Trenton State (Miami) |
| W | 14-8 | at Florida International |
| W | 12-3 | at Florida International |
| L | 3-5 | at Florida International |
| W | 18-1 | at Florida International |
| W | 4-3 | at Florida International |
| W | 20-4 | at Holy Cross |
| W | 16-2 | at Rhode Island |
| T | 3-3 | at Rhode Island |
| W | 4-2 | at Rhode Island |
| W | 7-3 | at Husson College |
| W | 8-1 | at Bowdoin College |
| W | 3-1 | CONNECTICUT |
| L | 0-3 | CONNECTICUT |
| W | 12-3 | at Massachusetts |
| L | 0-6 | at Massachusetts |
| L | 4-14 | at Providence College |
| W | 4-2 | BOWDOIN COLLEGE |
| L | 8-11 | at Colby College |
| W | 11-10 | at Fairfield |
| W | 5-0 | NEW HAMPSHIRE |
| W | 5-3 | NEW HAMPSHIRE |
| L | 6-7 | at Bates College |
| W | 5-0 | at Bates College |
| W | 3-0 | at Boston College |
| W | 10-3 | NORTHEASTERN |
| W | 6-4 | NORTHEASTERN |
| W | 6-2 | HUSSON COLLEGE |
| W | 9-6 | COLBY COLLEGE |
| W | 6-3 | COLBY COLLEGE |

NCAA Northeast Regional (Stamford, Conn.)

| | | |
|---|------|------------------|
| L | 3-17 | vs. St. John's |
| W | 1-0 | vs. Pennsylvania |
| W | 6-5 | vs. St. John's |
| L | 7-11 | vs. Seton Hall |

1976 (29-9)

Head Coach: John Winkin

| | | |
|---|------|-----------------------|
| W | 7-1 | vs. Michigan State |
| W | 14-9 | vs. Michigan State |
| L | 9-19 | vs. Michigan State |
| L | 1-3 | at Miami (Fla.) |
| L | 2-8 | at Miami (Fla.) |
| L | 5-7 | at Miami (Fla.) |
| W | 10-5 | at Biscayne |
| W | 5-3 | at Providence College |
| W | 8-3 | at Providence College |
| L | 0-2 | at Connecticut |
| W | 1-0 | at Connecticut |
| W | 8-4 | RHODE ISLAND |
| W | 1-0 | RHODE ISLAND |
| W | 8-6 | at Fairfield |
| W | 14-3 | at Bowdoin College |
| W | 6-1 | MASSACHUSETTS |
| W | 4-3 | MASSACHUSETTS |
| W | 11-2 | at Colby College |
| W | 4-2 | at Northeastern |
| W | 7-1 | at New Hampshire |
| L | 5-6 | at New Hampshire |
| W | 10-0 | at Husson College |
| W | 10-3 | HOLY CROSS |
| L | 1-3 | HOLY CROSS |
| W | 27-5 | HUSSON COLLEGE |
| W | 4-3 | BATES COLLEGE |
| W | 4-0 | COLBY COLLEGE |

ECAC New England Playoffs (Middletown, Conn.)

| | | |
|---|-----|-------------------|
| W | 2-1 | vs. Connecticut |
| W | 4-3 | vs. Massachusetts |
| W | 4-1 | vs. Massachusetts |

NCAA Northeast Regional (Middletown, Conn.)

| | | |
|---|------|----------------|
| W | 11-4 | vs. Penn State |
| W | 6-3 | vs. Temple |
| W | 3-1 | vs. Seton Hall |
| W | 4-2 | vs. Seton Hall |

College World Series

| | | |
|---|-----|----------------------|
| L | 2-3 | vs. Eastern Michigan |
| W | 9-8 | vs. Auburn |
| W | 6-3 | vs. Washington State |
| L | 0-7 | vs. Arizona State |

1977 (24-11)

Head Coach: John Winkin

| | | |
|---|-------|------------------------|
| W | 6-3 | vs. Wesleyan |
| W | 12-4 | vs. Montclair State |
| W | 9-8 | vs. Southern Illinois |
| L | 1-8 | at Miami (Fla.) |
| W | 4-3 | vs. Massachusetts |
| L | 1-6 | vs. Southern Illinois |
| L | 1-6 | at Miami (Fla.) |
| L | 0-2 | at Biscayne |
| W | 7-5 | vs. Massachusetts |
| L | 7-8 | at Miami (Fla.) |
| W | 13-3 | at Central Conn. State |
| W | 19-6 | at Central Conn. State |
| W | 6-2 | at Fairfield |
| W | 8-7 | at Fairfield |
| W | 10-2 | at Holy Cross |
| W | 12-5 | at Holy Cross |
| W | 5-0 | at Rhode Island |
| L | 1-2 | at Rhode Island |
| W | 6-2 | at Springfield College |
| W | 1-0 | at Husson College |
| W | 14-2 | at Husson College |
| W | 7-0 | at Colby College |
| W | 3-2 | CONNECTICUT |
| L | 0-1 | CONNECTICUT |
| W | 8-7 | NORTHEASTERN |
| W | 5-0 | NEW HAMPSHIRE |
| W | 2-0 | NEW HAMPSHIRE |
| L | 18-19 | at Bates College |
| W | 4-0 | BOSTON COLLEGE |
| W | 10-4 | HUSSON COLLEGE |
| W | 5-3 | COLBY COLLEGE |
| L | 3-5 | MASSACHUSETTS |
| W | 1-0 | MASSACHUSETTS |

ECAC New England Playoffs (Storrs, Conn.)

| | | |
|---|-----|--------------------|
| L | 0-2 | vs. Fairfield |
| L | 7-8 | vs. Boston College |

1978 (20-9)

Head Coach: John Winkin

| | | |
|---|------|------------------------|
| L | 1-3 | vs. Oral Roberts # |
| W | 7-6 | at Cal-Riverside # |
| L | 0-6 | vs. Oregon State # |
| W | 7-4 | vs. Stanford # |
| L | 0-3 | vs. Washington State # |
| W | 8-2 | vs. Valdosta State # |
| W | 2-1 | vs. California # |
| W | 5-4 | vs. Oral Roberts # |
| L | 0-5 | at Fairfield |
| W | 3-2 | at Fairfield |
| W | 4-0 | RHODE ISLAND |
| L | 2-12 | RHODE ISLAND |
| L | 4-5 | MASSACHUSETTS |
| W | 6-5 | MASSACHUSETTS |
| W | 18-8 | at Colby College |
| L | 0-3 | at New Hampshire |
| L | 0-2 | at New Hampshire |
| W | 6-5 | at Connecticut |
| W | 7-2 | at Connecticut |
| W | 16-0 | at Husson College |
| W | 3-1 | at Husson College |
| W | 10-3 | at Northeastern |
| W | 6-3 | UM-PORTLAND |
| W | 4-3 | UM-PORTLAND |
| W | 9-6 | VERMONT |
| L | 3-6 | VERMONT |
| W | 12-6 | BATES COLLEGE |
| W | 6-1 | COLBY COLLEGE |
| W | 9-4 | at Boston College |

- Cal.-Riverside Tournament

1979 (23-9)

Head Coach: John Winkin

| | | |
|---|-------|---------------------|
| W | 4-2 | at Cal.-Riverside # |
| L | 6-15 | vs. Oregon # |
| W | 18-10 | vs. Seattle # |
| W | 2-0 | vs. Indiana # |
| L | 1-8 | vs. Oral Roberts # |
| L | 2-6 | vs. Army # |
| W | 9-7 | vs. Brigham Young # |
| W | 8-2 | at Northeastern |
| L | 0-11 | at Massachusetts |
| W | 17-2 | at Massachusetts |
| W | 7-0 | at Harvard |
| W | 4-0 | at New Hampshire |
| L | 0-1 | at New Hampshire |
| W | 10-0 | HUSSON COLLEGE |

| | | |
|---|------|-------------------|
| W | 5-0 | HUSSON COLLEGE |
| W | 9-7 | at Colby College |
| W | 4-1 | at Vermont |
| W | 10-1 | at Vermont |
| W | 5-2 | at Southern Maine |
| W | 5-1 | at Southern Maine |
| W | 7-2 | COLBY COLLEGE |
| W | 13-0 | at Husson College |
| W | 23-0 | at Husson College |
| W | 7-0 | CONNECTICUT |
| W | 5-1 | CONNECTICUT |
| W | 4-1 | at Holy Cross |
| W | 4-1 | at Rhode Island |
| L | 4-7 | at Rhode Island |
| W | 6-3 | BOSTON COLLEGE |
| L | 2-3 | BOSTON COLLEGE |

ECAC New England Playoffs (Worcester, Mass.)

| | | |
|---|-----|-------------------|
| L | 1-9 | vs. Massachusetts |
| L | 0-4 | vs. Connecticut |

- Cal.-Riverside Tournament

1980 (23-13-1)

Head Coach: John Winkin

| | | |
|---|------|---------------------------|
| W | 5-2 | vs. Central Mich. |
| T | 2-2 | vs. No. Illinois |
| L | 0-4 | vs. Central Mich. |
| L | 2-3 | vs. Michigan St. |
| W | 4-3 | vs. Michigan State § |
| W | 6-3 | vs. Morningside College § |
| W | 5-3 | vs. Lubbock Christian § |
| L | 3-10 | vs. Pan American § |
| W | 9-5 | vs. Iowa State § |
| W | 11-0 | vs. Morningside College § |
| W | 12-3 | vs. Michigan State § |
| L | 0-3 | vs. Pan American § |
| W | 9-2 | vs. Morningside College § |
| W | 6-4 | vs. Iowa State § |
| L | 2-4 | vs. Siena ‡ |
| L | 1-6 | vs. Massachusetts ‡ |
| L | 0-7 | at Connecticut |
| L | 2-10 | at Connecticut |
| W | 17-6 | at Northeastern |
| W | 4-3 | at Rhode Island |
| W | 1-0 | at Rhode Island |
| W | 5-1 | at Fairfield |
| W | 10-3 | VERMONT |
| W | 4-2 | VERMONT |
| W | 6-3 | VERMONT |
| W | 15-2 | at Husson College |
| W | 8-1 | at Husson College |
| W | 5-3 | MASSACHUSETTS |
| L | 2-6 | MASSACHUSETTS |
| L | 5-6 | at Boston College |

ECAC New England Playoffs (Worcester, Mass.)

| | | |
|---|------|-----------------|
| W | 9-3 | vs. Connecticut |
| W | 6-2 | vs. Holy Cross |
| L | 1-2 | vs. Connecticut |
| W | 10-1 | vs. Connecticut |

NCAA Northeast Regional (Orono, Maine)

| | | |
|---|-----|---------------|
| L | 4-6 | ST. JOHN'S |
| W | 2-1 | EAST CAROLINA |
| L | 5-7 | HARVARD |

§ - Pan American Citrus Tourn., Edinburg, Texas
 ‡ - Southeastern Mass. Univ. Invitational, Dartmouth, Mass.

1981 (32-14)

Head Coach: John Winkin

| | | |
|---|-------|------------------------|
| L | 4-12 | vs. West Chester State |
| L | 4-7 | vs. So. Illinois |
| L | 0-15 | vs. Fla. International |
| L | 4-11 | at Miami (Fla.) |
| W | 15-11 | vs. Miami (Ohio) |
| L | 5-7 | vs. So. Illinois |
| L | 10-15 | at Miami (Fla.) |
| L | 6-15 | vs. Michigan |
| W | 7-5 | vs. Miami (Ohio) |
| L | 9-15 | at Miami (Fla.) |
| W | 15-10 | vs. Michigan |
| W | 11-2 | vs. Bowling Green |
| L | 2-3 | at Miami (Fla.) |
| W | 1-0 | vs. Glassboro State |
| W | 5-4 | vs. Bowling Green |

| | | |
|---|------|-----------------------|
| W | 12-6 | at Fairfield |
| W | 16-5 | at Fairfield |
| L | 8-9 | at Massachusetts |
| W | 11-4 | at Massachusetts |
| W | 10-2 | at Northeastern |
| W | 2-1 | at Providence College |
| L | 4-10 | at Providence College |
| W | 5-2 | at Vermont |
| W | 9-1 | at Vermont |
| W | 11-3 | HOLY CROSS |
| W | 18-1 | SOUTHERN MAINE |
| W | 5-2 | SOUTHERN MAINE |
| W | 15-4 | BOSTON COLLEGE |
| W | 11-0 | HUSSON COLLEGE |
| W | 12-4 | HUSSON COLLEGE |
| W | 6-2 | at New Hampshire |
| W | 2-1 | at New Hampshire |
| W | 18-2 | ST. JOSEPH'S |
| W | 5-4 | CONNECTICUT |
| W | 13-7 | CONNECTICUT |
| W | 6-1 | at Colby College |
| W | 10-6 | at Colby College |

ECAC New England Playoffs (Worcester, Mass.)

| | | |
|---|------|------------------------|
| W | 10-2 | vs. Providence College |
| W | 7-2 | vs. Vermont |
| W | 12-8 | vs. Vermont |

NCAA Northeast Regional (New Haven, Conn.)

| | | |
|---|-------|----------------------|
| W | 10-2 | vs. Central Michigan |
| W | 10-5 | vs. St. John's |
| L | 5-10 | vs. St. John's |
| W | 15-10 | vs. St. John's |

College World Series

| | | |
|---|------|--------------------|
| L | 1-6 | vs. Miami (Fla.) |
| L | 7-12 | vs. South Carolina |

1982 (35-13)

Head Coach: John Winkin

| | | |
|---|-------|---------------------------|
| L | 2-6 | at Cal State-Fullerton |
| L | 0-2 | at Long Beach State |
| L | 2-9 | at Long Beach State |
| L | 5-9 | vs. Wisconsin |
| W | 2-1 | at Cal State-Riverside |
| W | 14-2 | vs. Wisconsin |
| L | 2-5 | vs. Oral Roberts # |
| L | 5-9 | at Cal State-Riverside # |
| W | 11-6 | vs. Tulane # |
| W | 7-0 | at Cal. Baptist |
| L | 3-12 | at Southern California |
| W | 7-4 | vs. Stanford # |
| W | 6-2 | vs. Washington # |
| W | 11-2 | vs. Wisconsin # |
| L | 3-12 | vs. Brigham Young # |
| W | 11-10 | at Yale |
| W | 5-0 | at Connecticut |
| W | 17-3 | at Holy Cross |
| L | 6-9 | at Holy Cross |
| W | 6-1 | VERMONT |
| L | 3-4 | VERMONT |
| W | 18-5 | at Southern Maine |
| W | 9-0 | at Southern Maine |
| W | 5-1 | NEW HAMPSHIRE |
| W | 4-0 | NEW HAMPSHIRE |
| W | 5-0 | PROVIDENCE |
| W | 6-3 | PROVIDENCE |
| W | 5-3 | at Husson College |
| W | 5-0 | at Husson College |
| W | 6-4 | COLBY COLLEGE |
| W | 9-1 | COLBY COLLEGE |
| W | 5-2 | FAIRFIELD |
| W | 6-4 | FAIRFIELD |
| W | 8-2 | vs. Massachusetts (Port.) |
| W | 18-7 | vs. Massachusetts (Port.) |
| W | 13-6 | ST. JOSEPH'S COLLEGE |
| L | 2-3 | at Northeastern |
| W | 9-3 | at Boston College |

ECAC New England Playoffs (Pawtucket, R.I.)

| | | |
|---|------|----------------|
| W | 9-0 | vs. Providence |
| W | 11-1 | vs. Vermont |
| W | 9-6 | vs. Vermont |

NCAA Northeast Regional (Orono, Maine)

| | | |
|---|------|------------|
| W | 6-4 | SETON HALL |
| W | 13-4 | DELAWARE |
| W | 4-3 | NAVY |



College World Series

L 2-7 vs. Miami (Fla.)
 W 6-0 vs. Cal State-Fullerton
 W 8-5 vs. Stanford
 L 4-10 vs. Miami (Fla.)
 # - Cal.-Riverside Tournament

1983 (29-16)

Head Coach: John Winkin

L 2-8 vs. Texas A&M #
 L 8-12 vs. Texas A&M #
 L 5-8 vs. Southern Illinois #
 L 5-14 at Miami (Fla.) #
 L 5-8 at Biscayne #
 W 8-1 vs. Southern Illinois #
 L 2-11 at Florida International #
 L 5-7 at Miami (Fla.) #
 W 9-5 vs. Illinois-Chicago §
 L 3-7 at Miami (Fla.)
 W 5-3 vs. Glassboro State §
 W 8-1 vs. Illinois-Chicago §
 L 1-6 at Miami (Fla.)
 L 5-8 vs. Florida International §
 W 7-5 vs. Florida International §
 L 1-2 vs. Glassboro State §
 W 5-3 vs. Florida International §
 W 8-4 vs. St. Francis (Pa.)
 L 1-2 at Rhode Island
 W 5-0 at Massachusetts
 W 8-4 at Massachusetts
 W 8-2 vs. Fairfield ‡
 W 7-5 vs. Holy Cross ‡
 W 5-4 at Providence ‡
 W 6-0 vs. Fairfield ‡
 W 21-2 at Colby College
 W 23-0 SOUTHERN MAINE
 W 8-3 SOUTHERN MAINE
 L 5-6 at New Hampshire
 W 6-3 at New Hampshire
 W 23-1 HOLY CROSS
 W 9-5 BOSTON COLLEGE
 W 11-0 HUSSON COLLEGE
 W 12-4 COLBY COLLEGE
 W 5-2 NORTHEASTERN
 W 7-2 NORTHEASTERN

ECAC New England Playoffs (Pawtucket, R.I.)

W 5-4 vs. Providence
 W 5-0 vs. Massachusetts
 L 1-2 vs. Connecticut
 W 7-0 vs. Connecticut

NCAA Northeast Regional (Orono, Maine)

W 8-2 vs. New York Tech
 W 6-2 vs. Harvard
 W 4-3 vs. Harvard

College World Series

L 5-6 vs. Michigan
 L 0-7 vs. Arizona State

- Hurricane Tn., Miami, Fla.

§ - Florida Int'l Tn., Miami, Fla.

‡ - Vin Cuddy Memorial Tn., Providence, R.I.

1984 (33-20)

Head Coach: John Winkin

L 6-26 at Texas
 L 6-7 at Texas
 L 1-6 at Texas
 W 4-3 vs. Oklahoma
 L 4-5 vs. Kansas #
 L 2-4 vs. Oklahoma #
 L 4-12 vs. Pan American #
 L 2-8 vs. Central Michigan #
 L 6-8 vs. Kansas #
 L 13-15 vs. Central Michigan #
 W 6-2 vs. Oklahoma #
 L 5-8 vs. Pan American #
 L 5-7 vs. Miami (Ohio)
 W 9-4 vs. Bradley §
 W 9-1 vs. Pan American §
 L 5-10 vs. Miami (Ohio) §
 W 11-10 vs. Bradley §
 W 10-9 vs. Michigan §
 W 6-3 vs. Michigan §
 L 3-4 vs. Pan American §
 W 9-6 vs. Miami (Ohio) §
 L 0-1 at Connecticut
 W 5-4 at Connecticut
 W 2-1 at Connecticut
 L 0-8 at Connecticut
 W 13-1 at Northeastern
 W 8-0 at Northeastern

W 8-1 at Holy Cross
 W 10-0 at Holy Cross
 W 6-1 MASSACHUSETTS
 L 3-15 MASSACHUSETTS
 W 7-1 COLBY COLLEGE
 W 4-0 PROVIDENCE
 W 20-2 PROVIDENCE
 L 4-12 VERMONT
 W 14-1 ST. JOSEPH'S
 W 5-0 at Boston College
 W 8-6 at Boston College
 W 11-5 NEW HAMPSHIRE
 W 7-6 NEW HAMPSHIRE
 W 12-6 BOWDOIN COLLEGE
 W 5-3 HUSSON COLLEGE
 W 3-1 MIAMI (FLA.)
 W 5-0 MIAMI (FLA.)

ECAC New England Playoffs (Pawtucket, R.I.)

W 7-3 vs. New Hampshire
 W 7-1 vs. Providence
 W 12-1 vs. Connecticut

NCAA Northeast Regional (Orono, Maine)

W 12-6 vs. Rider
 W 5-4 vs. Harvard
 L 2-3 vs. Seton Hall
 W 5-2 vs. Seton Hall

College World Series

L 5-9 vs. Oklahoma State
 L 7-13 vs. Miami (Fla.)

- Pan American Tn., Edinburg, Texas
 § - Jody Ramsey Tn., Edinburg, Texas

1985 (38-17)

Head Coach: John Winkin

L 1-10 at Miami (Fla.)
 L 3-9 at Miami (Fla.)
 L 11-13 vs. Oklahoma State
 W 7-6 vs. So. Illinois
 L 12-20 vs. Oklahoma State
 W 7-5 vs. So. Illinois
 L 2-7 vs. Oklahoma State
 W 9-8 at St. Thomas
 W 5-4 vs. Lewis
 W 7-1 vs. Creighton
 L 7-9 vs. Lewis
 W 9-4 vs. Michigan State
 W 4-2 at Florida Atlantic
 W 21-5 vs. Mercer
 W 9-5 at Florida International
 L 3-5 at Miami (Fla.)
 W 18-12 vs. Michigan State
 L 3-4 vs. Mercer
 L 4-9 at Miami (Fla.)
 W 3-2 at Miami (Fla.)
 W 15-0 at Fairfield
 W 6-1 at Fairfield
 W 9-1 at New York Tech
 L 3-4 at New York Tech
 W 3-2 at Yale
 L 5-11 at Yale
 L 0-4 at South Carolina
 L 4-8 at South Carolina
 W 13-12 at South Carolina
 W 11-10 at Massachusetts
 W 7-5 at Massachusetts
 W 5-0 at Siena
 W 8-5 at Siena
 W 8-0 at Siena
 W 4-2 at Vermont
 W 5-4 at Vermont
 W 12-2 at Vermont
 W 6-5 HUSSON COLLEGE
 W 17-0 HUSSON COLLEGE
 W 9-2 ST. JOSEPH'S
 W 23-6 at Bowdoin College
 W 13-0 at Providence
 W 8-7 at Providence
 W 2-0 at New Hampshire
 W 7-0 at New Hampshire
 L 3-7 NOTRE DAME
 L 0-1 NOTRE DAME
 W 6-4 NOTRE DAME
 W 7-1 NOTRE DAME
 W 7-1 NORTHEASTERN
 W 7-2 NORTHEASTERN
 W 11-0 NORTHEASTERN
 L 2-4 MAINE GUIDES (Exh.)

ECAC North Playoffs (Orono, Maine)

W 14-2 UTICA
 L 2-10 LASALLE

L 1-4 LONG ISLAND

1986 (41-23)

Head Coach: John Winkin

L 6-7 at Miami (Fla.)
 W 1-4 at Florida Atlantic
 L 1-2 at Florida Atlantic
 W 8-6 vs. James Madison
 W 5-1 vs. Georgetown #
 L 2-4 vs. So. Illinois
 L 4-7 vs. Creighton
 L 4-7 vs. Florida International #
 L 7-13 vs. Army #
 L 7-9 vs. Army #
 W 8-3 vs. Georgetown #
 W 21-3 vs. James Madison
 L 1-3 at Miami (Fla.)
 W 12-7 vs. Glassboro
 L 5-6 at Florida International
 W 14-10 vs. Rutgers
 L 3-9 at Miami (Fla.)
 W 10-8 vs. Michigan State
 L 0-6 vs. Glassboro
 L 2-6 at Miami (Fla.)
 W 8-6 at Miami (Fla.)
 W 5-4 vs. Montclair State
 L 6-14 at South Carolina
 L 5-7 at South Carolina
 L 6-7 at South Carolina
 W 22-7 at Rhode Island
 W 4-3 at Rhode Island
 W 4-1 at Hartford
 W 4-3 at Hartford
 W 11-5 at Massachusetts
 L 5-13 at Massachusetts
 W 11-2 at Northeastern
 W 8-0 at Northeastern
 L 3-4 at Northeastern
 W 22-9 at Southern Maine
 W 20-8 at Southern Maine
 W 2-0 NEW HAMPSHIRE
 W 8-7 NEW HAMPSHIRE
 W 17-6 NEW HAMPSHIRE
 W 21-2 at Husson College
 W 3-0 SIENA
 W 8-1 SIENA
 W 14-7 SIENA
 W 8-1 BOWDOIN
 W 15-0 ST. JOSEPH'S
 W 10-0 VERMONT
 W 2-0 VERMONT
 W 19-6 VERMONT
 W 7-0 at Providence
 W 7-2 at Providence
 L 6-9 MIAMI (FLA.)
 W 9-6 Miami (Old Orchard B.)
 L 1-9 Miami (Old Orchard B.)

ECAC Tournament (Pawtucket, R.I.)

L 1-8 vs. Northeastern
 W 6-4 vs. Fordham
 W 15-3 vs. Holy Cross
 W 12-0 vs. Northeastern
 W 5-4 vs. New York Tech
 W 15-8 vs. New York Tech

NCAA Northeast Regional (Orono, Maine)

W 5-1 RUTGERS
 W 13-7 ST. JOHN'S
 W 21-8 ST. JOHN'S

College World Series

L 7-8 vs. Arizona State
 L 4-8 vs. Louisiana State

1987 (24-23, 8-6 ECAC North)

Head Coach: John Winkin

L 6-14 at Miami (Fla.)
 W 10-9 at St. Thomas
 W 10-9 at Miami (Fla.)
 L 6-7 vs. Creighton
 W 3-1 vs. LaSalle
 L 6-7 vs. Liberty
 L 4-9 at Miami (Fla.)
 W 5-3 vs. Army
 W 4-3 vs. North Carolina #
 L 1-19 vs. Oklahoma State #
 L 1-8 vs. Washington State #
 L 4-6 vs. Rutgers
 L 7-13 vs. William Paterson
 L 0-5 at Miami (Fla.)
 W 12-5 vs. So. Illinois
 L 1-7 vs. Montclair State
 W 4-0 vs. Rutgers (Miami, Fla.)
 L 1-6 vs. So. Illinois

W 6-3 at Florida International
 W 6-1 vs. Michigan State
 L 4-10 at Miami (Fla.)
 W 4-3 vs. Michigan State
 L 3-10 vs. UCLA §
 W 7-3 vs. Team Cuba (Exh.) §
 L 4-13 vs. Minnesota §
 W 2-1 at Cent. Conn. State
 W 5-2 at Cent. Conn. State
 L 0-3 HARTFORD
 W 6-2 HARTFORD
 L 10-12 HARTFORD
 W 4-1 SOUTHERN MAINE
 W 6-4 SOUTHERN MAINE
 W 7-4 NORTHEASTERN
 W 9-1 NORTHEASTERN
 L 5-8 NORTHEASTERN
 W 9-0 HUSSON COLLEGE
 W 7-2 HUSSON COLLEGE
 L 0-3 at New Hampshire
 W 3-2 at New Hampshire
 L 4-5 at New Hampshire
 W 2-2 MAINE GUIDES (Exh.)
 L 1-2 at Vermont
 W 2-0 at Vermont
 W 10-1 at Vermont
 L 2-5 PAN AMERICAN
 W 15-4 PAN AMERICAN
 L 1-17 PAN AMERICAN
 L 6-8 PAN AMERICAN

- Shreveport Tourn., Shreveport, La.
 § - Wheelies Tourn., Minneapolis, Minn.

1988 (33-24, 11-2 ECAC North)

Head Coach: John Winkin

L 1-13 at Miami (Fla.)
 L 1-10 at Miami (Fla.)
 W 11-9 vs. VMI #
 W 2-1 at Central Florida
 L 6-11 at Rollins
 W 6-5 vs. Wake Forest #
 W 6-1 vs. VMI #
 L 5-25 at Florida Southern
 W 6-3 at Rollins #
 L 3-6 vs. Wake Forest #
 L 6-7 vs. Indiana (Miami, Fla.)
 L 5-9 vs. Creighton
 L 1-9 vs. William Paterson
 L 1-8 vs. Southern Illinois
 L 1-8 at Florida International
 L 10-12 at Florida International
 W 6-5 vs. So. Illinois
 W 9-7 at Florida International
 W 3-0 vs. Rutgers
 W 6-3 at Miami (Fla.)
 L 5-6 at Miami (Fla.)
 L 2-3 at Miami (Fla.)
 L 2-3 at Massachusetts
 W 5-3 at Massachusetts
 W 5-4 vs. Iowa §
 W 2-1 vs. Washington State §
 W 8-7 vs. Minnesota §
 L 2-4 vs. Florida State §
 W 3-0 CENT. CONN. STATE
 W 1-0 CENT. CONN. STATE
 W 12-1 CENT. CONN. STATE
 W 3-1 SOUTHERN MAINE
 W 20-4 SOUTHERN MAINE
 W 10-3 RHODE ISLAND
 W 4-3 at Northeastern
 W 2-1 at Northeastern
 L 3-4 at Northeastern
 W 12-3 ST. JOSEPH'S
 W 4-0 HUSSON COLLEGE
 W 1-0 HUSSON COLLEGE
 W 3-0 NEW HAMPSHIRE
 W 2-1 NEW HAMPSHIRE
 W 7-6 HARTFORD
 L 7-12 HARTFORD
 W 2-1 VERMONT
 W 8-3 VERMONT
 W 10-3 VERMONT
 L 3-7 CONNECTICUT
 W 6-2 CONNECTICUT
 L 2-4 CONNECTICUT
 L 1-8 MIAMI (FLA.)
 L 3-11 vs. Miami (Old Orchard B.)
 W 6-5 vs. Miami (Old Orchard B.)
 L 5-13 MIAMI (FLA.)

ECAC Tournament (New Britain, Conn.)

W 2-1 vs. LeMoyne



L 2-8 vs. Hartford
 L 2-3 vs. Fordham
 # – Rollins College Tourn., Winter Park, Fla.
 § – Pillsbury Tourn., Minneapolis, Minn.

1989 (32-26, 14-1 ECAC North)

Head Coach: John Winkin
 L 11-22 at Texas
 L 1-11 vs. Illinois
 L 3-7 vs. Illinois
 L 2-3 at Pan American
 W 13-5 vs. Arkansas St.
 W 9-1 vs. Arkansas St.
 L 0-3 at Pan American
 L 1-3 vs. Central Mich.
 W 4-2 vs. Central Mich.
 L 4-8 vs. Wake Forest
 L 5-6 at Texas A&M
 L 2-5 vs. Iowa
 L 7-8 vs. Kentucky
 W 14-12 vs. Iowa
 L 4-6 vs. Kentucky
 L 4-16 at Texas A&M
 L 1-6 vs. Alabama
 W 5-2 vs. Alabama
 L 1-8 at Miami (Fla.)
 L 5-6 at Florida International
 L 0-2 at Miami (Fla.)
 W 4-3 at Miami (Fla.)
 L 2-8 at Florida Atlantic
 L 5-9 at Seton Hall
 W 7-3 at Seton Hall
 W 7-5 at New York Tech
 L 3-5 at New York Tech
 W 9-3 at New York Tech
 W 9-2 at Northeastern
 W 6-5 at Northeastern
 W 2-0 at Northeastern
 W 10-9 HARTFORD
 W 15-6 HARTFORD
 W 5-0 HARTFORD
 W 5-0 HUSSON COLLEGE
 W 8-0 HUSSON COLLEGE
 W 18-2 at Rhode Island
 W 8-1 at New Hampshire
 W 6-4 at New Hampshire
 W 18-9 at New Hampshire
 W 3-1 COLBY COLLEGE
 W 5-1 ST. JOSEPH'S
 L 0-1 SOUTHERN MAINE
 W 7-4 SOUTHERN MAINE
 L 5-8 at Dartmouth
 W 5-3 at Vermont
 W 8-2 at Vermont
 W 12-4 at Vermont
 W 4-2 at Cent. Conn. State
 L 6-7 at Cent. Conn. State
 W 4-1 at Cent. Conn. State
 L 0-1 UCLA
 W 9-8 UCLA
 L 3-6 UCLA

ECAC Tournament (New Britain, Conn.)

W 10-2 vs. Monmouth
 L 4-8 vs. Pace
 W 3-1 vs. C.W. Post
 L 1-4 vs. LeMoyne

1990 (42-20, 12-3 NAC)

Head Coach: John Winkin
 L 3-10 at Hawaii-Hilo
 L 6-7 at Hawaii-Hilo
 L 3-4 at Hawaii-Hilo
 L 2-3 at Hawaii-Hilo
 W 10-1 at Hawaii-Hilo
 L 0-5 at Hawaii-Hilo
 W 2-1 at Hawaii-Pacific
 W 5-3 at Hawaii-Pacific
 W 7-5 at Hawaii-Pacific
 W 15-3 at Hawaii-Pacific
 L 8-10 at Hawaii
 L 7-8 at Hawaii
 W 10-3 at Hawaii
 L 4-6 at Fresno State
 L 9-13 vs. Portland
 W 13-4 vs. E. Washington
 L 0-14 vs. Arkansas
 W 7-5 vs. Geo. Washington
 W 12-3 vs. Portland
 L 4-5 at S.W. Louisiana
 W 10-8 at S.W. Louisiana
 W 7-4 at S.W. Louisiana

L 5-8 at S.W. Louisiana
 W 8-1 at Rhode Island
 W 15-4 at Rhode Island
 W 3-1 VERMONT
 W 8-7 VERMONT
 W 6-1 VERMONT
 W 14-2 at Providence
 W 13-7 at Providence
 W 7-4 at Boston College
 W 12-2 NEW HAMPSHIRE
 W 11-5 NEW HAMPSHIRE
 W 13-2 NEW HAMPSHIRE
 W 9-0 HUSSON COLLEGE
 W 8-4 HUSSON COLLEGE
 W 14-4 COLBY COLLEGE
 W 4-1 CENT. CONN. STATE
 L 2-3 CENT. CONN. STATE
 W 9-6 CENT. CONN. STATE
 W 17-3 at Connecticut
 L 6-8 at Hartford
 W 16-2 at Hartford
 W 5-2 at Hartford
 W 4-1 vs. Massachusetts (Ptd)
 W 13-6 at Southern Maine
 W 6-2 at Southern Maine
 L 5-6 NORTHEASTERN
 W 6-5 NORTHEASTERN
 W 8-7 NORTHEASTERN
 W 4-1 MIAMI (FLA.)
 W 9-5 MIAMI (FLA.)
 W 4-0 MIAMI (FLA.)
 L 4-6 MIAMI (FLA.)

ECAC Tournament (Orono, Maine)

W 14-3 CENT. CONN. STATE
 W 11-3 LONG ISLAND
 W 9-2 NEW YORK TECH
 L 8-15 FORDHAM
 L 7-9 FORDHAM

NCAA Northeast Regional (Waterbury, Conn.)

W 4-3 vs. Iowa
 L 3-6 vs. Georgia
 L 4-5 vs. Rutgers

1991 (48-18, 14-1 NAC)

Head Coach: John Winkin
 W 5-3 at South Florida
 W 6-3 vs. Coastal Carolina
 W 16-5 vs. Michigan
 W 11-10 vs. N.C. State
 L 3-12 at Florida International
 L 2-4 at Florida International
 W 14-7 vs. Villanova
 W 5-3 vs. N.C. State
 W 8-1 vs. Purdue
 W 16-8 at Florida Atlantic
 W 1-0 vs. Providence
 L 3-8 vs. So. Illinois
 L 4-18 at Florida International
 W 7-1 vs. Pennsylvania
 L 1-2 at Miami (Fla.)
 L 5-8 vs. So. Illinois
 L 3-5 at Miami (Fla.)
 L 0-9 at Miami (Fla.)
 L 0-7 at Miami (Fla.)
 W 13-12 at George Washington
 L 10-12 at George Washington
 W 2-0 at George Washington
 W 13-4 at Holy Cross
 L 5-7 at Pace
 L 6-8 vs. Providence (Ptd.)
 L 2-12 vs. Providence (Ptd.)
 W 9-4 at Massachusetts
 W 9-6 at Massachusetts
 W 4-0 at Boston University
 W 8-0 at Boston University
 W 15-1 at Boston University
 W 16-9 at Boston College
 W 6-5 at Dartmouth
 W 7-2 at Vermont
 W 4-3 at Vermont
 W 14-1 at Vermont
 W 10-5 at Rhode Island
 W 12-4 at Rhode Island
 W 6-5 HARTFORD
 W 20-1 HARTFORD
 W 8-1 HARTFORD
 W 4-0 HUSSON COLLEGE
 W 12-2 HUSSON COLLEGE
 W 12-2 at New Hampshire
 W 10-5 at New Hampshire
 W 11-1 at New Hampshire
 W 12-1 at Colby College

W 13-1 ST. JOSEPH'S
 W 2-1 NORTHEASTERN
 L 0-4 NORTHEASTERN
 W 5-4 NORTHEASTERN
 W 6-4 WESTERN CAROLINA
 W 3-1 WESTERN CAROLINA
 L 7-14 WESTERN CAROLINA
 W 14-11 WESTERN CAROLINA
 W 14-13 WESTERN CAROLINA

ECAC Tournament (Orono, Maine)

W 9-3 MONMOUTH
 W 15-11 LEMOYNE
 W 5-2 FORDHAM
 L 4-5 NORTHEASTERN
 W 12-2 NORTHEASTERN

NCAA Northeast Regional (Orono, Maine)

W 10-3 VILLANOVA
 L 5-6 MISSISSIPPI STATE
 W 8-0 TOWSON STATE
 W 8-5 MISSISSIPPI STATE
 L 5-13 CLEMSON

1992 (19-24-1, 11-11 NAC)

Head Coach: John Winkin

W 12-5 at Louisiana State
 L 5-8 at Louisiana State
 L 5-10 at Louisiana State
 L 3-13 at New Orleans
 L 3-16 at Nicholls State
 L 1-14 at Tulane
 L 2-13 at New Orleans
 W 4-3 vs. Oklahoma State #
 W 4-1 at S.W. Louisiana #
 L 5-6 vs. Creighton #
 W 9-7 vs. Oklahoma State #
 W 11-2 at Rollins §
 W 13-10 vs. Pennsylvania §
 L 4-5 vs. Penn State §
 W 6-5 vs. Penn State §
 L 3-4 at Rollins §
 W 8-6 vs. Pennsylvania §
 L 3-4 at Delaware
 W 6-3 at Delaware
 L 3-7 at Delaware
 L 4-9 at Delaware
 L 1-2 at Northeastern
 L 1-6 at Northeastern
 L 1-4 at Northeastern
 L 2-4 at Northeastern
 L 8-9 at Boston College
 W 8-0 at Boston University
 W 3-0 at Boston University
 L 3-4 at Boston University
 L 4-5 at Boston University
 W 9-9 vs. Rhode Island (Ptd)
 W 7-4 NEW HAMPSHIRE
 W 5-4 NEW HAMPSHIRE
 L 2-3 at Hartford
 L 1-6 at Hartford
 W 9-6 at Hartford
 W 15-11 at Hartford
 W 9-1 DREXEL
 W 11-4 DREXEL
 W 13-2 DREXEL
 W 7-1 DREXEL
 L 1-5 MIAMI (FLA.)
 L 7-8 MIAMI (FLA.)
 L 1-5 MIAMI (FLA.)

– S.W. Louisiana Classic
 § – Rollins Coll. Tournament

1993 (33-27, 22-4 NAC)

Head Coach: John Winkin

W 6-5 at Texas A&M
 L 2-11 at Texas A&M
 L 5-6 at Texas A&M
 L 7-8 at Texas-Pan American
 L 6-7 vs. Evansville
 L 5-6 vs. Central Mich.
 L 1-2 vs. Creighton
 W 10-6 vs. Baylor
 L 4-7 at Jacksonville
 L 0-6 vs. Penn State
 W 9-7 at Jacksonville
 L 2-8 at Florida International
 L 3-4 vs. So. Illinois
 L 2-3 at Florida International
 L 3-17 vs. Rutgers
 W 6-1 vs. Seton Hall
 L 4-6 at Florida International
 L 5-6 at Miami (Fla.)
 L 10-11 at Miami (Fla.)

W 5-2 at Drexel
 L 0-1 at Drexel
 W 7-3 vs. New Hampshire
 W 6-2 vs. New Hampshire
 L 3-4 vs. New Hampshire
 W 10-3 vs. New Hampshire
 W 2-0 vs. Hartford
 W 8-7 vs. Hartford
 W 6-1 vs. Hartford
 W 8-6 vs. Hartford
 W 6-5 BOSTON UNIV.
 W 11-0 BOSTON UNIV.
 W 9-1 BOSTON UNIV.
 W 10-2 BOSTON UNIV.
 W 11-3 at Husson College
 L 0-7 at Husson College
 W 1-0 NORTHEASTERN
 W 4-0 NORTHEASTERN
 W 7-2 NORTHEASTERN
 W 4-3 NORTHEASTERN
 L 1-2 vs. Providence (Sanford)
 W 16-6 at Massachusetts
 L 3-5 at Vermont
 W 1-0 at Vermont
 W 4-2 at Vermont
 W 12-10 at Vermont
 L 7-8 DELAWARE
 W 6-3 DELAWARE
 W 3-0 DELAWARE
 W 10-3 DELAWARE
 L 1-2 OKLAHOMA STATE
 L 6-12 OKLAHOMA STATE
 W 5-4 NORTHEASTERN ‡
 L 8-9 OKLAHOMA STATE
 L 2-5 NORTHEASTERN ‡
 W 5-2 NORTHEASTERN ‡
 W 8-4 vs. Drexel*
 W 6-1 at Delaware*
 W 11-1 vs. Drexel*

NCAA Central II Regional (Austin, Texas)

L 5-11 vs. Cal State Fullerton
 L 3-16 vs. McNeese State
 ‡ – NAC Tourn. Quarterfinals, Orono, Maine
 * – North Atlantic Conf. Tourn., Newark, Del.

1994 (20-33, 13-12 NAC)

Head Coach: John Winkin

L 3-7 at San Jose State
 L 3-8 at San Jose State
 W 3-2 at San Jose State
 L 0-7 at Santa Clara
 L 3-4 at California
 L 5-7 at California
 L 8-12 at Pacific
 L 6-9 at Pacific
 L 9-14 vs. Portland #
 L 2-18 vs. Oregon State #
 L 3-13 at San Jose State #
 L 3-8 vs. Oregon State #
 L 1-3 vs. Illinois State §
 L 1-10 at Fresno State §
 L 3-11 vs. Kentucky §
 L 9-12 vs. Washington State §
 L 2-8 vs. New Mexico §
 L 3-6 vs. Illinois State §
 L 2-4 at Fordham
 L 0-3 at Delaware
 W 2-0 at Delaware
 L 1-9 at Delaware
 W 9-6 vs. Hartford
 W 10-9 vs. Hartford
 L 3-4 vs. Hartford
 W 5-2 vs. Hartford
 W 13-4 at Holy Cross
 W 5-1 at Providence
 W 2-1 vs. Boston Univ.
 L 6-7 vs. Boston Univ.
 W 5-1 vs. Boston Univ.
 W 5-2 vs. Boston Univ.
 W 16-9 vs. Boston College
 W 10-9 NEW HAMPSHIRE
 W 8-7 NEW HAMPSHIRE
 W 2-1 NEW HAMPSHIRE
 W 8-4 NEW HAMPSHIRE
 W 11-9 vs. Connecticut (Portland)
 L 1-5 NORTHEASTERN
 L 3-6 NORTHEASTERN
 L 1-8 NORTHEASTERN
 L 2-7 NORTHEASTERN



L 14-17 vs. UMass (OOB)
 L 2-11 VERMONT
 L 1-5 VERMONT
 W 4-2 VERMONT
 W 7-1 HUSSON COLLEGE
 W 7-6 HUSSON COLLEGE
 L 0-1 DREXEL
 W 5-3 DREXEL
 L 0-1 DREXEL
 L 0-1 HARTFORD *
 L 8-10 HARTFORD *
 # - San Jose Classic, San Jose, Calif.
 § - Pepsi/Johnny Quik Classic, Fresno, Calif.
 * - North Atlantic Conf. Tourn.

1995 (20-37, 11-13 NAC)

Head Coach: John Winkin
 L 2-11 at S.W. Louisiana
 L 2-3 at S.W. Louisiana
 L 2-6 at S.W. Louisiana
 L 4-5 at Nicholls State
 L 2-5 at New Orleans
 L 1-3 at Southeastern Louisiana
 L 0-10 at New Orleans
 L 1-6 at Louisiana State
 L 2-12 at Louisiana State
 L 2-9 at Louisiana State
 L 6-10 at Tulane
 W 4-3 vs. Kentucky
 L 1-14 at Florida
 L 3-14 at Florida
 L 7-12 at Florida
 L 0-10 at Miami (Fla.)
 L 6-12 at Miami (Fla.)
 L 3-10 at Miami (Fla.)
 W 9-1 at Fordham
 L 2-4 at Hofstra
 W 10-7 at Hofstra
 L 8-15 at Drexel
 L 6-9 at Drexel
 W 19-14 at Pace
 W 8-3 vs. Boston Univ.
 W 12-6 vs. Boston Univ.
 W 6-0 vs. Boston Univ.
 W 7-1 at Boston Univ.
 W 2-1 at Holy Cross
 W 9-5 at New Hampshire
 L 2-6 at New Hampshire
 L 4-6 at New Hampshire
 L 1-3 at New Hampshire
 W 5-3 vs. Connecticut (Ptd)
 W 6-3 at Dartmouth
 W 2-0 HARTFORD
 W 3-0 HARTFORD
 W 9-6 at Cent. Conn. State
 L 5-6 at Cent. Conn. State
 L 0-6 at Husson College
 L 4-5 VERMONT
 W 6-4 VERMONT
 W 6-0 VERMONT
 L 0-4 VERMONT
 L 3-4 at Massachusetts
 W 15-6 at Massachusetts
 L 3-6 NORTHEASTERN
 L 4-5 NORTHEASTERN
 L 0-8 NORTHEASTERN
 L 2-3 NORTHEASTERN
 L 3-7 PROVIDENCE
 L 3-4 PROVIDENCE
 W 13-3 HUSSON COLLEGE
 L 2-3 DELAWARE
 W 3-0 DELAWARE
 L 6-14 vs. Delaware *
 L 7-19 vs. Northeastern *
 * - North Atlantic Conf. Tourn., Wilmington, Del.

1996 (19-36, 12-8 NAC)

Head Coach: John Winkin
 L 2-7 at Clemson
 L 5-6 at Clemson
 L 1-5 at Clemson
 L 1-6 at Clemson
 L 4-14 at Texas A&M
 L 3-11 at Texas A&M
 L 6-15 at Texas A&M
 L 3-9 at Rice
 L 3-5 vs. Oklahoma State
 L 2-20 at Rice
 L 1-21 at Texas Christian
 L 4-16 at Texas Christian
 L 1-6 at Texas
 L 4-6 vs. Oklahoma

L 3-8 vs. Texas
 L 1-7 vs. Texas
 L 5-14 at Florida State
 L 5-17 at Florida State
 L 1-8 at Florida State
 L 4-17 at Miami (Fla.)
 L 3-10 at Miami (Fla.)
 L 3-15 at Miami (Fla.)
 W 8-1 at Fordham
 L 7-20 at Drexel
 W 8-7 at Drexel
 W 14-3 at Drexel
 L 2-3 at Providence
 L 2-10 at Towson
 W 4-0 at Towson
 L 1-2 at Delaware
 L 2-3 at Delaware
 W 7-4 at Holy Cross
 W 2-0 at Northeastern
 L 0-1 at Northeastern
 W 4-3 at Northeastern
 L 4-6 at Northeastern
 L 1-2 at Vermont
 W 2-0 at Vermont
 W 18-2 HUSSON COLLEGE
 W 10-8 HOFSTRA
 W 6-2 HOFSTRA
 L 3-10 MASSACHUSETTS
 L 2-3 MASSACHUSETTS
 W 3-1 NEW HAMPSHIRE
 L 1-7 NEW HAMPSHIRE
 W 2-0 NEW HAMPSHIRE
 L 4-9 NEW HAMPSHIRE
 W 6-1 HUSSON COLLEGE
 W 2-1 HARTFORD
 W 5-4 HARTFORD
 W 8-7 HARTFORD
 W 6-4 HARTFORD
 W 4-0 NORTHEASTERN *
 L 2-15 DREXEL *
 L 6-8 HARTFORD *
 * - North Atlantic Conf. Tourn., Orono, Maine

1997 (24-27, 16-8 AE)

Head Coach: Paul Kostacopoulos
 L 0-9 at Florida International
 L 3-6 at Florida International
 L 6-13 at Florida International
 W 14-3 at Rollins
 L 6-12 vs. Michigan
 W 7-6 vs. Virginia Tech
 W 4-2 at Rollins
 L 0-12 vs. Michigan
 W 9-2 vs. Virginia Tech
 L 11-21 vs. Michigan
 L 2-21 at Florida
 L 0-3 at Stetson
 L 10-17 at Stetson
 W 7-6 at Central Florida
 L 0-5 at Central Florida
 L 4-5 at Central Florida
 L 8-9 at Fordham
 W 20-6 at Drexel
 W 7-5 at Drexel
 L 1-4 at Hofstra
 W 15-7 at Hofstra
 W 6-0 at Hartford
 W 6-3 at Hartford
 W 5-2 vs. Vermont
 L 3-7 vs. Vermont
 W 16-8 vs. Vermont
 W 14-12 vs. Vermont
 L 4-5 at Harvard
 W 7-1 at New Hampshire
 W 3-0 at New Hampshire
 W 9-6 at New Hampshire
 W 11-6 at New Hampshire
 L 8-9 at Massachusetts
 L 8-9 at Massachusetts
 W 11-0 VERMONT
 W 7-1 VERMONT
 L 4-8 VERMONT
 W 6-4 VERMONT
 L 8-14 COLBY COLLEGE
 W 3-2 NORTHEASTERN
 W 2-1 NORTHEASTERN
 L 2-4 NORTHEASTERN
 L 7-12 NORTHEASTERN
 W 20-3 HUSSON COLLEGE
 L 9-11 PROVIDENCE
 L 1-6 DELAWARE
 L 6-12 DELAWARE
 L 4-6 TOWSON

W 9-2 TOWSON
 L 2-6 vs. Northeastern *
 L 6-7 vs. Towson *
 * - America East Tourn., Wilmington, Del.

1998 (24-26, 12-16 AE)

Head Coach: Paul Kostacopoulos
 L 3-5 vs. Eastern Mich.
 L 2-9 vs. Eastern Mich.
 W 16-5 vs. LaSalle
 L 4-7 vs. Eastern Mich.
 L 6-9 vs. LaSalle
 L 7-15 at Florida Atlantic
 W 16-6 vs. Monmouth
 W 15-11 vs. Monmouth
 W 18-7 vs. Pace
 W 11-6 vs. Pace
 L 6-15 vs. Ball State
 L 2-12 at Clemson
 L 2-18 at Clemson
 L 11-19 at Clemson
 W 8-3 at Rhode Island
 W 5-4 at Rhode Island
 W 23-2 at Wagner College
 L 4-14 at Delaware
 L 8-11 at Delaware
 L 4-9 at Delaware
 L 5-9 at Delaware
 L 10-11 at Temple
 W 5-3 at Towson
 L 6-10 at Towson
 L 8-10 at Towson
 W 10-4 at Towson
 W 3-2 at Northeastern
 L 1-2 at Northeastern
 L 8-9 at Northeastern
 L 3-6 at Northeastern
 W 12-5 HUSSON COLLEGE
 W 1-0 HARTFORD
 W 1-0 HARTFORD
 W 14-1 HARTFORD
 W 10-4 HARTFORD
 W 17-5 COLBY COLLEGE
 W 21-8 vs. UMass (Portland)
 L 2-3 at Vermont
 L 4-7 at Vermont
 L 5-7 at Vermont
 L 4-8 at Vermont
 W 17-7 HUSSON COLLEGE
 W 15-14 DREXEL
 L 5-9 DREXEL
 W 6-3 DREXEL
 W 5-3 DREXEL
 W 3-0 HOFSTRA
 L 6-12 HOFSTRA
 L 1-2 vs. Hofstra (Bangor)
 W 3-1 vs. Hofstra (Bangor)

1999 (28-28, 14-14 AE)

Head Coach: Paul Kostacopoulos
 W 12-4 vs. Dayton
 W 10-4 vs. St. Bonaventure
 L 8-10 vs. Northwood
 W 12-5 vs. Dayton
 L 3-12 vs. St. John's
 L 6-21 at Florida Atlantic
 W 6-1 vs. Monmouth
 L 2-7 vs. Monmouth
 W 15-13 vs. LaSalle
 W 6-5 vs. St. Peter's
 W 4-2 vs. LaSalle
 L 7-16 vs. Pittsburgh
 L 4-6 vs. Manhattan
 L 5-6 vs. Rhode Island
 L 3-7 at Providence
 L 12-13 at Providence
 L 4-10 at Providence
 L 3-9 at Providence
 W 9-6 at Columbia
 W 4-3 at Pace
 W 22-6 at Pace
 W 17-2 at Pace
 W 13-7 at Hofstra
 W 8-4 at Hofstra
 W 11-8 at Hofstra
 L 8-15 at Hofstra
 W 5-2 at Hartford
 L 3-9 at Hartford
 L 1-2 at Hartford
 W 5-1 at Hartford
 W 5-0 COLBY COLLEGE
 L 8-9 TOWSON

L 1-9 TOWSON
 L 7-10 TOWSON
 L 1-3 TOWSON
 W 8-1 HUSSON COLLEGE
 W 3-2 NORTHEASTERN
 L 2-11 NORTHEASTERN
 W 6-3 NORTHEASTERN
 L 0-3 NORTHEASTERN
 W 9-7 at Drexel
 W 5-4 at Drexel
 W 19-1 at Drexel
 L 5-6 at Drexel
 W 4-3 DELAWARE
 L 2-3 DELAWARE
 W 7-2 DELAWARE
 L 3-17 DELAWARE
 L 2-6 SOUTHERN MAINE
 W 4-1 VERMONT
 W 10-9 VERMONT
 L 11-13 VERMONT
 L 6-8 VERMONT
 L 1-6 vs. Towson *
 W 7-5 vs. Northeastern *
 L 3-5 vs. Delaware *
 * - America East Tourn., Wilmington, Del.

2000 (25-24, 14-12 AE)

Head Coach: Paul Kostacopoulos
 L 7-12 at Wofford
 L 2-8 at Wofford
 L 3-4 at Wofford
 L 7-9 at Wofford
 L 5-7 vs. Northern Colo.
 L 2-4 vs. Northern Colo.
 W 14-4 vs. Northern Colo.
 L 14-15 vs. Northern Colo.
 L 1-16 at Arizona State
 L 8-19 at Arizona State
 L 5-12 at Arizona State
 L 0-24 at Arizona State
 W 7-6 at Fordham
 L 5-7 at Manhattan
 W 10-9 at Wagner College
 W 7-1 at Monmouth
 W 11-4 at Pace
 W 7-6 at Pace
 W 14-6 at Pace
 W 25-8 at Quinnipiac
 L 1-2 at Delaware
 L 8-19 at Delaware
 L 2-5 at Delaware
 W 15-11 at Delaware
 L 3-9 at Northeastern
 L 4-10 at Northeastern
 W 9-7 at Northeastern
 L 1-4 at Northeastern
 W 7-6 DREXEL
 W 10-9 DREXEL
 W 10-2 DREXEL
 W 5-2 DREXEL
 W 17-5 COLBY COLLEGE
 W 8-0 BOWDOIN COL-
 LEGE
 L 1-4 at Towson
 L 5-6 at Towson
 W 4-3 at Towson
 W 7-3 at Towson
 W 11-3 COLBY COLLEGE
 L 8-9 vs. Vermont (Sanford)
 L 2-4 vs. Vermont (Sanford)
 W 6-2 HOFSTRA
 W 13-5 HOFSTRA
 L 2-3 HOFSTRA
 L 5-6 HOFSTRA
 W 6-1 HARTFORD
 W 12-7 HARTFORD
 W 17-1 HARTFORD
 W 4-1 HARTFORD

2001 (36-15, 20-8 AE)

Head Coach: Paul Kostacopoulos

W 23-2 at Coppin State
 W 8-6 at Coppin State
 W 10-2 at Coppin State
 W 19-1 at Coppin State
 W 5-2 at Bethune-Cookman
 W 14-9 at Bethune-Cookman
 W 8-7 vs. Fordham
 W 5-1 vs. Iowa
 L 7-8 at Florida
 L 9-19 at Florida



| | | |
|---|-------|------------------------|
| W | 3-1 | at Florida A&M |
| W | 17-7 | at Florida A&M |
| W | 10-2 | at Quinnipiac |
| W | 7-2 | at Quinnipiac |
| L | 1-2 | at Drexel |
| W | 2-0 | at Drexel |
| W | 10-0 | at Drexel |
| L | 6-7 | at Drexel |
| W | 5-4 | at Harvard |
| W | 2-0 | at Hartford |
| W | 19-6 | at Hartford |
| W | 6-4 | at Hartford |
| L | 6-7 | at Hartford |
| L | 4-6 | at Central Conn. State |
| L | 2-3 | at Central Conn. State |
| W | 3-2 | vs. Delaware |
| W | 11-1 | vs. Delaware |
| L | 5-7 | vs. Delaware |
| L | 3-10 | vs. Delaware |
| W | 12-2 | BOWDOIN COLLEGE |
| W | 15-7 | COLBY COLLEGE |
| W | 4-1 | TOWSON |
| L | 6-8 | TOWSON |
| W | 7-5 | TOWSON |
| W | 3-2 | TOWSON |
| L | 10-12 | at Boston College |
| W | 4-0 | at Hofstra |
| W | 2-1 | at Hofstra |
| W | 4-3 | at Hofstra |
| W | 8-4 | at Hofstra |
| W | 15-3 | vs. Holy Cross |
| W | 2-0 | VERMONT |
| W | 3-2 | VERMONT |
| W | 2-0 | VERMONT |
| L | 2-4 | VERMONT |
| L | 10-11 | NORTHEASTERN |
| W | 11-10 | NORTHEASTERN |
| W | 11-10 | NORTHEASTERN |
| W | 9-1 | NORTHEASTERN |
| L | 4-20 | vs. Towson* |
| L | 4-5 | vs. Northeastern* |

* - America East Tourn., Wilmington, Del.

2002 (40-17, 16-6 AE)

Head Coach: Paul Kostacopoulos

| | | |
|---|-------|----------------------------|
| W | 23-2 | at Maryland-Eastern Shore |
| W | 25-0 | at Maryland-Eastern Shore |
| W | 9-5 | at Maryland-Eastern Shore |
| W | 20-0 | vs. Long Island |
| L | 4-5 | at Bethune-Cookman |
| W | 18-7 | vs. Pennsylvania |
| W | 12-3 | vs. Nebraska Omaha |
| W | 11-3 | vs. Iowa |
| W | 9-8 | vs. Florida A&M |
| L | 3-14 | vs. Florida A&M |
| W | 13-6 | at Furman |
| L | 0-8 | at Clemson |
| L | 0-13 | at Clemson |
| L | 3-8 | at Clemson |
| W | 8-5 | at New York Tech |
| L | 2-11 | at New York Tech |
| W | 9-8 | at New York Tech |
| L | 3-8 | at New York Tech |
| W | 14-0 | at Pace |
| W | 18-12 | at Pace |
| W | 5-4 | at Pace |
| W | 8-3 | at Pace |
| W | 6-4 | at Northeastern |
| W | 3-2 | at Northeastern |
| W | 7-0 | at Northeastern |
| W | 2-1 | at Northeastern |
| W | 20-2 | COLBY |
| W | 16-1 | HUSSON |
| L | 0-3 | at Vermont |
| W | 8-0 | at Vermont |
| L | 3-6 | at Vermont |
| L | 6-9 | at Vermont |
| L | 4-5 | at Central Connecticut St. |
| W | 21-9 | at Central Connecticut St. |
| W | 6-0 | ALBANY |
| L | 0-1 | ALBANY |
| W | 3-2 | ALBANY |
| W | 14-6 | ALBANY |
| W | 5-4 | at Holy Cross |
| W | 4-1 | HARTFORD |
| W | 2-1 | HARTFORD |
| W | 9-3 | HARTFORD |
| W | 8-6 | HARTFORD |
| W | 19-5 | at Colby College |
| W | 3-2 | STONY BROOK |
| W | 1-0 | STONY BROOK |
| L | 1-3 | STONY BROOK |
| L | 5-9 | STONY BROOK |

| | | |
|---|------|---------------|
| W | 10-0 | at Binghamton |
| W | 3-0 | at Binghamton |
| L | 4-16 | STONY BROOK* |
| W | 8-2 | VERMONT* |
| W | 9-3 | STONY BROOK* |
| W | 8-2 | NORTHEASTERN* |
| W | 7-5 | NORTHEASTERN* |

NCAA Regional (Los Angeles, Calif.)

| | | |
|---|------|----------------------------|
| L | 4-7 | vs. Cal. State-Northridge# |
| L | 5-12 | vs. Brigham Young# |

* - America East Tourn., Orono, Maine
- NCAA Los Angeles Regional

2003 (38-18, 17-7 AE)

Head Coach: Paul Kostacopoulos

| | | |
|---|------|-----------------------|
| W | 11-6 | vs. Hartford |
| W | 11-4 | vs. Hartford |
| W | 12-2 | vs. Hartford |
| L | 3-4 | at Georgia Southern |
| L | 1-5 | at Bethune-Cookman |
| W | 8-3 | at Bethune-Cookman |
| W | 14-4 | vs. Long Island Univ. |
| W | 20-9 | vs. Long Island Univ. |
| L | 1-3 | vs. Iowa |
| W | 8-6 | vs. Iowa |
| W | 7-1 | vs. Fordham |
| W | 3-1 | vs. Fordham |
| L | 6-8 | at Clemson |
| L | 6-7 | at Clemson |
| L | 7-11 | at Clemson |
| W | 6-2 | at Rhode Island |
| W | 11-8 | at New York Tech |
| W | 11-7 | at New York Tech |
| W | 5-1 | at Pace |
| W | 2-0 | at Pace |
| W | 10-3 | at Pace |
| W | 8-3 | at Pace |
| W | 3-1 | at Hartford |
| W | 6-1 | at Hartford |
| L | 5-6 | at Hartford |
| W | 8-7 | at Hartford |
| L | 4-5 | at Brown |
| L | 2-6 | at Brown |
| L | 4-6 | NORTHEASTERN |
| W | 8-2 | NORTHEASTERN |
| W | 4-3 | NORTHEASTERN |
| W | 15-1 | NORTHEASTERN |
| W | 11-2 | HUSSON |
| L | 3-6 | BINGHAMTON |
| W | 12-4 | BINGHAMTON |
| W | 8-0 | BINGHAMTON |
| W | 13-9 | BINGHAMTON |
| W | 9-3 | COLBY |
| W | 11-1 | vs. Holy Cross\$ |
| W | 7-0 | at Albany |
| W | 5-3 | at Albany |
| L | 2-3 | at Albany |
| W | 4-2 | at Albany |
| L | 1-8 | CENTRAL CONN. |
| W | 4-3 | CENTRAL CONN. |
| L | 6-8 | at Stony Brook |
| W | 9-5 | at Stony Brook |
| W | 4-1 | at Stony Brook |
| W | 2-0 | at Stony Brook |
| L | 3-5 | VERMONT |
| W | 8-7 | VERMONT |
| W | 5-1 | VERMONT |
| L | 1-2 | VERMONT |
| L | 2-4 | vs. Stony Brook* |
| W | 6-1 | vs. Vermont* |
| L | 3-6 | vs. Stony Brook* |

^ in Sanford, Maine
* America East Tournament in Burlington

2004 (34-21, 14-7 AE)

Head Coach: Paul Kostacopoulos

| | | |
|---|------|--------------------|
| W | 8-0 | vs. St. Francis |
| L | 1-6 | vs. LaSalle |
| W | 7-2 | vs. Boston College |
| L | 3-4 | vs. Villanova |
| L | 3-9 | at Miami |
| L | 7-10 | vs. Temple |
| L | 8-9 | vs. Wagner |
| L | 2-4 | vs. Mt. St. Mary's |
| W | 9-6 | vs. St. Joseph's |
| W | 6-1 | vs. St. Joseph's |
| W | 4-3 | vs. Cortland |
| W | 3-2 | vs. Cortland |
| L | 3-5 | vs. Iowa |
| W | 3-2 | vs. Iowa |
| W | 18-8 | vs. Niagara |
| W | 8-6 | vs. Niagara |
| W | 8-3 | vs. Niagara |

| | | |
|---|-------|------------------------|
| W | 8-1 | at NYIT |
| L | 6-7 | at NYIT |
| L | 1-5 | at NYIT |
| W | 3-0 | at NYIT |
| L | 1-2 | at UConn |
| L | 2-3 | at Northeastern |
| L | 8-9 | at Central Connecticut |
| W | 8-3 | at Central Connecticut |
| W | 3-2 | at Northeastern |
| L | 1-7 | at Northeastern |
| L | 2-3 | at Northeastern |
| W | 2-1 | HARTFORD# |
| L | 1-6 | HARTFORD# |
| W | 8-3 | HARTFORD# |
| W | 13-5 | BROWN^ |
| W | 16-11 | HUSSON COLLEGE |
| W | 6-2 | at Binghamton |
| L | 7-8 | at Binghamton |
| W | 8-4 | at Binghamton |
| W | 7-2 | at Holy Cross |
| W | 18-8 | COLBY COLLEGE |
| W | 7-5 | at Vermont |
| W | 9-8 | at Vermont |
| W | 14-4 | at Vermont |
| L | 2-6 | STONY BROOK |
| L | 1-4 | STONY BROOK |
| W | 6-1 | STONY BROOK |
| L | 1-2 | ALBANY |
| W | 6-1 | ALBANY |
| W | 7-3 | ALBANY |
| W | 8-4 | at Boston College |
| W | 6-2 | at UMBC |
| W | 9-1 | at UMBC |
| W | 10-7 | at UMBC |
| W | 9-3 | ALBANY* |
| L | 3-6 | STONY BROOK* |
| W | 11-5 | ALBANY* |
| L | 1-3 | STONY BROOK* |

* - America East Tourn., Orono, Maine
- Mansfield Stadium, Bangor, Maine
^ in Sanford, Maine

2005 (35-19, 14-7 AE)

Head Coach: Paul Kostacopoulos

| | | |
|---|-------|----------------------|
| L | 5-7 | vs. Mt. St. Mary's |
| W | 11-0 | vs. Seton Hall |
| W | 13-9 | vs. Seton Hall |
| L | 8-11 | vs. Valparaiso |
| W | 4-3 | at Stetson |
| L | 5-6 | at Stetson |
| L | 2-13 | at Stetson |
| L | 6-16 | vs. Central Michigan |
| W | 10-0 | vs. Sacred Heart |
| L | 1-4 | vs. IPFW |
| W | 6-3 | vs. Lehigh |
| W | 6-5 | vs. IPFW |
| L | 7-8 | at Monmouth |
| W | 2-0 | at Monmouth |
| W | 8-4 | vs. Harvard |
| W | 11-3 | at NYIT |
| L | 4-14 | at NYIT |
| W | 5-1 | vs. Hartford |
| W | 5-2 | vs. Vermont |
| W | 8-1 | at Central Conn. |
| W | 4-3 | at Central Conn. |
| W | 5-2 | at Albany |
| W | 3-2 | at Albany |
| L | 6-8 | at Albany |
| W | 12-4 | at Brown |
| W | 11-2 | at Brown |
| W | 3-2 | UMBC |
| W | 10-6 | UMBC |
| L | 1-14 | UMBC |
| W | 13-12 | at Boston College |
| W | 8-5 | at Hartford |
| L | 2-3 | at Hartford |
| W | 6-3 | at Hartford |
| W | 4-3 | at Husson |
| W | 11-5 | VERMONT |
| L | 4-13 | VERMONT |
| W | 4-3 | VERMONT |
| L | 0-4 | at Stony Brook |
| W | 6-2 | at Stony Brook |
| W | 11-0 | at Stony Brook |
| L | 8-15 | UMASS (Gorham) |
| L | 2-5 | NORTHEASTERN |
| W | 13-7 | NORTHEASTERN |
| L | 4-7 | NORTHEASTERN |
| W | 5-2 | BINGHAMTON |
| W | 8-2 | BINGHAMTON |
| W | 6-5 | BINGHAMTON |
| W | 14-2 | Vermont* |

| | | |
|---|------|---------------|
| W | 12-0 | Northeastern* |
| L | 5-6 | Vermont* |
| W | 6-5 | Vermont* |

NCAA REGIONAL (Oxford, Miss.)

| | | |
|---|-------|----------------|
| L | 0-5 | #9 Ole Miss |
| W | 12-2 | Southern Miss. |
| L | 10-11 | Oklahoma |

* America East Tournament (Burlington, Vt.)

2006 (35-22-1, 13-9 AE)

Head Coach: Steve Trimper

| | | |
|---|-------|--------------------------|
| L | 2-9 | at #19 Ole Miss |
| L | 5-7 | at #19 Ole Miss |
| L | 2-13 | at #19 Ole Miss |
| L | 8-14 | vs. Seton Hall |
| W | 7-1 | vs. St. Bonaventure |
| W | 14-10 | vs. St. Bonaventure |
| L | 3-6 | vs. Monmouth |
| W | 10-5 | vs. Penn |
| W | 14-2 | vs. Penn |
| L | 12-15 | vs. Penn |
| W | 16-5 | vs. LIU |
| W | 9-8 | at Florida International |
| W | 10-6 | vs. LIU |
| W | 8-6 | vs. Iona |
| L | 6-7 | vs. Columbia |
| W | 16-6 | vs. Columbia |
| L | 7-10 | vs. Columbia |
| W | 3-1 | at NYIT |
| L | 1-7 | at NYIT |
| W | 3-2 | at NYIT |
| W | 26-15 | Maryland Eastern Shore |
| W | 11-3 | Maryland Eastern Shore |
| W | 12-5 | Delaware State |
| T | 3-3 | Delaware State |
| W | 9-4 | at UMBC |
| W | 16-7 | at UMBC |
| W | 6-4 | at UMBC |
| L | 1-3 | STONY BROOK |
| W | 3-2 | STONY BROOK |
| W | 3-2 | STONY BROOK |
| W | 13-1 | THOMAS |
| W | 16-2 | NYIT |
| L | 5-13 | NYIT |
| W | 13-12 | NYIT |
| W | 11-4 | COLBY COLLEGE |
| W | 4-3 | vs. Holy Cross (Sanford) |
| W | 4-0 | at BINGHAMTON |
| W | 3-1 | at BINGHAMTON |
| L | 1-4 | at BINGHAMTON |
| L | 0-5 | at BINGHAMTON |
| L | 3-10 | ALBANY |
| L | 6-7 | ALBANY |
| W | 10-3 | ALBANY |
| L | 4-7 | ALBANY |
| W | 20-4 | HARTFORD |
| L | 5-11 | HARTFORD |
| W | 8-6 | HARTFORD |
| W | 11-3 | HARTFORD |
| L | 2-3 | at Northeastern |
| L | 6-7 | at Vermont |
| L | 5-11 | at Vermont |
| W | 4-1 | at Vermont |
| W | 11-3 | at Vermont |
| W | 11-8 | vs. Stony Brook* |
| W | 5-2 | vs. Vermont* |
| W | 5-3 | vs. Stony Brook* |

NCAA REGIONAL (Chapel Hill, NC)

| | | |
|---|-------|----------------------|
| L | 7-15 | at #6 North Carolina |
| L | 19-21 | vs. UNC Wilmington |

* America East Tournament (Burlington, Vt.)

2007 (22-31, 12-11 AE)

Head Coach: Steve Trimper

| | | |
|---|------|-----------------------|
| W | 14-7 | vs. Penn |
| L | 5-7 | vs. Villanova |
| W | 9-8 | vs. Mt. St. Mary's |
| L | 1-3 | at Florida Atlantic |
| W | 14-7 | vs. Monmouth |
| W | 17-2 | vs. Penn |
| L | 7-21 | vs. St. Bonaventure |
| L | 1-17 | vs. Northern Illinois |
| L | 4-5 | vs. Fordham |
| L | 2-4 | vs. #23 Miami |
| L | 2-8 | vs. Long Island Univ. |
| L | 3-13 | at #14 Arizona State |
| L | 1-12 | at #14 Arizona State |
| L | 2-23 | at #14 Arizona State |
| L | 5-11 | at #14 Arizona State |
| W | 4-2 | at NYIT |



| | | |
|---|------|--------------------|
| L | 5-6 | at NYIT |
| L | 8-10 | at New Orleans |
| L | 9-10 | at New Orleans |
| L | 9-10 | at New Orleans |
| L | 3-7 | at Stony Brook |
| L | 2-7 | at Stony Brook |
| L | 3-13 | at Stony Brook |
| L | 4-5 | at Stony Brook |
| W | 12-1 | vs. UMBC |
| W | 7-6 | vs. UMBC |
| W | 3-1 | vs. UMBC |
| W | 8-1 | UMBC |
| W | 9-9 | NYIT |
| W | 4-3 | NYIT |
| L | 4-6 | NYIT |
| W | 6-5 | NYIT |
| W | 11-5 | NYIT |
| L | 2-4 | at Siena College |
| L | 0-7 | at Albany * |
| L | 4-5 | at Albany * |
| W | 13-5 | at Albany * |
| L | 5-15 | at Albany * |
| L | 7-13 | vs. Southern Maine |
| L | 3-4 | vs. Vermont * |
| W | 5-0 | vs. Vermont |
| W | 10-1 | vs. Vermont |
| W | 8-1 | vs. Vermont |
| L | 2-7 | at Hartford |
| W | 14-1 | at Hartford |
| W | 3-1 | at Hartford |
| W | 16-3 | at Hartford |
| W | 5-4 | Binghamton |
| L | 3-5 | Binghamton |
| L | 1-3 | Binghamton |
| L | 3-9 | vs. Binghamton * |
| W | 13-8 | Stony Brook * |
| L | 4-13 | Binghamton * |

(America East Tournament, Farmingdale, N.Y.)

2008 (20-28-1, 8-15 AE)

Head Coach: Steve Trimper

| | | |
|---|-------|--------------------------|
| W | 8-7 | at Delaware State |
| W | 11-2 | at Delaware State |
| W | 16-7 | at Delaware State |
| W | 11-3 | at Delaware State |
| L | 8-11 | at UNLV |
| L | 5-21 | at UNLV |
| L | 2-3 | at UNLV |
| L | 10-11 | vs Notre Dame |
| L | 6-13 | at Florida International |
| L | 1-3 | vs Air Force |
| W | 8-7 | vs Ohio State |
| L | 3-11 | vs Pennsylvania |
| L | 4-7 | at Miami |
| L | 3-4 | vs Duquesne |
| L | 4-5 | at Navy |
| L | 4-7 | vs Monmouth |
| W | 6-2 | at Wagner |
| L | 1-2 | at Wagner |
| L | 1-2 | at Wagner |
| W | 3-2 | at Wagner |
| T | 0-0 | NYIT |
| W | 15-3 | NJIT |
| W | 19-0 | NJIT |
| W | 19-1 | at Husson College |
| L | 8-11 | ALBANY |
| W | 6-0 | ALBANY |
| L | 2-5 | ALBANY |
| L | 3-8 | ALBANY |
| W | 13-1 | at Coppin State |
| W | 6-3 | at UMBC |
| L | 8-21 | at UMBC |
| W | 11-7 | at UMBC |
| L | 2-4 | at UMBC |
| W | 13-4 | THOMAS |
| W | 10-8 | STONY BROOK |
| L | 4-5 | STONY BROOK |
| L | 2-4 | STONY BROOK |
| L | 6-13 | STONY BROOK |
| L | 3-6 | HARTFORD |
| L | 4-8 | HARTFORD |
| W | 6-1 | HARTFORD |
| W | 7-4 | HARTFORD |
| L | 2-4 | at Vermont |
| L | 0-1 | at Vermont |
| W | 16-5 | at Vermont |
| L | 1-9 | at Vermont |
| L | 4-12 | at Binghamton |
| L | 5-6 | at Binghamton |
| W | 7-6 | at Binghamton |

2009 (32-23, 13-11 AE)

Head Coach: Steve Trimper

| | | |
|---|-------|-------------------|
| L | 2-4 | at UNLV |
| L | 5-9 | at UNLV |
| L | 3-4 | at UNLV |
| W | 11-9 | at UNLV |
| L | 6-8 | at Delaware State |
| W | 5-3 | at Delaware State |
| W | 10-3 | vs Duquesne |
| W | 3-0 | vs Fairfield |
| L | 3-16 | vs Fairfield |
| W | 10-7 | vs #25 Ohio State |
| W | 5-2 | vs Penn |
| W | 9-5 | vs Penn |
| L | 3-4 | at Rollins |
| W | 11-7 | vs Georgetown |
| W | 11-2 | at Rollins |
| W | 12-8 | at Georgetown |
| L | 5-6 | at Rollins |
| L | 1-4 | Sacred Heart |
| L | 4-7 | Sacred Heart |
| W | 11-2 | SacredHeart |
| W | 5-3 | Sacred Heart |
| L | 4-5 | at Wagner |
| L | 6-9 | at Wagner |
| W | 6-2 | at Wagner |
| L | 3-9 | at Bryant |
| W | 17-3 | Iona |
| W | 17-12 | Iona |
| W | 14-4 | Iona |
| W | 11-0 | Iona |
| W | 2-1 | at Hartford |
| L | 6-7 | at Hartford |
| W | 14-1 | at Hartford |
| W | 14-3 | at Hartford |
| W | 6-1 | UMBC |
| W | 7-3 | UMBC |
| W | 11-5 | UMBC |
| W | 5-4 | UMBC |
| W | 11-8 | Vermont |
| L | 4-5 | Vermont |
| W | 5-1 | Vermont |
| L | 3-6 | Vermont |
| W | 10-2 | Thomas |
| W | 10-4 | Holy Cross |
| L | 2-3 | at Albany |
| L | 5-7 | at Albany |
| L | 5-6 | at Albany |
| L | 2-8 | at Albany |
| W | 11-2 | Binghamton |
| W | 2-0 | Binghamton |
| L | 3-4 | Binghamton |
| L | 0-4 | Binghamton |
| W | 7-1 | at Stony Brook |
| L | 6-7 | at Stony Brook |
| L | 7-17 | at Stony Brook |
| W | 6-5 | at Stony Brook |

2010 (34-22, 17-9 AE)

Head Coach: Steve Trimper

| | | |
|---|-------|-----------------------|
| L | 2-4 | at Lamar |
| L | 1-6 | at Lamar |
| L | 4-5 | at Lamar |
| L | 1-11 | at #11 North Carolina |
| W | 5-3 | at #11 North Carolina |
| L | 4-8 | at #11 North Carolina |
| W | 16-8 | vs. Valparaiso |
| L | 6-7 | vs. St. Bonaventure |
| W | 6-5 | vs. Rhode Island |
| W | 18-8 | vs. Penn |
| W | 17-8 | vs. Penn |
| W | 11-8 | at Rollins |
| W | 17-3 | vs. Georgetown |
| L | 6-10 | vs. Georgetown |
| L | 7-8 | at Rollins |
| L | 3-18 | at #18 Oregon State |
| L | 5-7 | at #18 Oregon State |
| L | 2-12 | at #18 Oregon State |
| L | 1-2 | at #18 Oregon State |
| L | 2-4 | Lehigh |
| W | 5-1 | Lehigh |
| W | 8-1 | Lehigh |
| W | 10-9 | Lehigh |
| W | 7-1 | at NJIT |
| W | 11-4 | at NJIT |
| W | 15-1 | at NJIT |
| W | 8-2 | at NJIT |
| W | 20-0 | Thomas |
| L | 10-11 | at Albany |
| W | 9-2 | at Albany |
| W | 11-5 | at Albany |
| L | 1-3 | at Binghamton |
| W | 7-5 | at Binghamton |
| W | 3-1 | at Binghamton |

| | | |
|---|-------|-------------------|
| L | 11-13 | at Binghamton |
| W | 7-2 | Bates |
| W | 14-7 | Hartford |
| W | 4-1 | Hartford |
| W | 4-3 | Hartford |
| L | 3-7 | Stony Brook |
| W | 10-9 | Stony Brook |
| L | 4-5 | Stony Brook |
| W | 13-3 | Stony Brook |
| L | 6-7 | at Hartford |
| W | 10-3 | at Hartford |
| W | 12-4 | at Hartford |
| W | 8-3 | at Hartford |
| W | 9-5 | Albany |
| L | 5-12 | Albany |
| W | 4-2 | Albany |
| W | 13-2 | at UMBC |
| W | 7-3 | at UMBC |
| W | 6-2 | at UMBC |
| W | 5-3 | at UMBC |
| L | 1-10 | vs. Stony Brook * |
| L | 0-6 | at Binghamton * |

2011 (33-24, 18-6 AE)

Head Coach: Steve Trimper

| | | |
|---|----------|-------------------------|
| L | 4-12 | at UNLV |
| L | 14-15 | at UNLV |
| L | 11-16 | at UNLV |
| L | 2-8 | at UNLV |
| L | 1-3 | at Stetson |
| W | 6-0 | at Stetson |
| L | 2-6 | at Stetson |
| L | 3-6 | at UCF |
| W | 10-5 | vs. Penn |
| L | 3-15 | vs. Georgetown |
| W | 5-4 | at Rollins |
| L | 4-7 | vs. Penn |
| L | 2-10 | at #5 Florida State |
| L | 3-9 | at #5 Florida State |
| W | 10-5 | vs. Georgetown |
| L | 2-5 | at Rollins |
| W | 10-4 | at Rollins |
| L | 2-3 | at Rider |
| L | 2-7 | at Rider |
| L | 2-9 | at Rider |
| W | 8-3 | at Rider |
| L | 5-7 | vs. St. Peter's |
| W | 4-1 | vs. Fairleigh Dickinson |
| W | 5-1 | vs. Fairleigh Dickinson |
| W | 5-1 | vs. Fairleigh Dickinson |
| L | 1-8 | at Stony Brook |
| L | 7-8 (12) | at Stony Brook |
| W | 7-3 | at Stony Brook |
| L | 0-7 | at Stony Brook |
| W | 3-1 | at Hartford |
| W | 5-1 | at Hartford |
| L | 1-4 | at Hartford |
| W | 4-2 | Colby |
| W | 3-0 | Albany |
| W | 5-3 | Albany |
| L | 6-7 (12) | Albany |
| W | 4-0 | UMBC |
| W | 11-5 | UMBC |
| W | 6-1 | UMBC |
| W | 3-2 | UMBC |
| W | 19-6 | at Albany |
| W | 8-3 (9) | at Albany |
| W | 18-9 | at Albany |
| W | 5-2 | vs. Northeastern |
| W | 13-4 | Hartford |
| W | 12-2 | Hartford |
| W | 3-2 (10) | Hartford |
| L | 0-8 | Binghamton |
| W | 2-1 | Binghamton |
| W | 6-5 | Binghamton |
| W | 7-2 | Binghamton |
| W | 4-3 | vs. Binghamton * |
| W | 8-1 | vs. Stony Brook * |
| W | 10-1 | vs. Albany * |

NCAA Regional (Chapel Hill, N.C.)

| | | |
|---|-----|-----------------------|
| L | 0-4 | at #7 North Carolina |
| W | 4-1 | vs. #20 FIU |
| L | 2-5 | vs. #28 James Madison |

*(America East Tournament, Stony Brook, N.Y.)

2012 (28-28, 11-11 AE)

Head Coach: Steve Trimper

| | | |
|---|-----|----------------|
| W | 6-5 | at #16 Clemson |
| L | 5-9 | at #16 Clemson |
| L | 6-9 | at #16 Clrmson |
| W | 5-3 | at Florida A&M |

| | | |
|---|-------|----------------------|
| W | 17-7 | at Florida A&M |
| L | 0-6 | at #8 Florida State |
| L | 2-18 | at #8 Florida State |
| L | 0-10 | at #8 Florida State |
| L | 2-3 | at #19 Stetson |
| W | 13-7 | vs. Western Michigan |
| L | 1-7 | vs. Illinois State |
| W | 6-1 | vs. Bowling Green |
| L | 4-8 | vs. Fairfield |
| W | 3-2 | vs. NJIT |
| L | 5-6 | vs. Fordham |
| L | 4-6 | at Seton Hall |
| L | 2-3 | vs. Fordham |
| L | 4-22 | at Brown |
| W | 5-3 | at Bryant |
| L | 1-4 | at Bryant |
| L | 3-8 | at Bryant |
| W | 16-5 | at Norfolk State |
| W | 4-2 | at Norfolk State |
| W | 6-2 | at Norfolk State |
| W | 9-1 | at Norfolk State |
| W | 7-2 | Husson |
| W | 9-3 | at UMBC |
| W | 32-14 | at UMBC |
| W | 18-1 | at UMBC |
| W | 17-11 | at UMBC |
| W | 5-1 | Colby |
| W | 6-1 | Hartford |
| W | 7-2 | Hartford |
| W | 11-3 | Hartford |
| W | 10-3 | Hartford |
| L | 0-6 | Binghamton |
| L | 1-2 | Binghamton |
| L | 5-11 | Binghamton |
| L | 2-4 | Albany |
| L | 0-1 | Albany |
| W | 10-0 | Albany |
| L | 5-9 | at Albany |
| L | 2-12 | at Albany |
| W | 4-2 | at Albany |
| W | 6-3 | at Hartford |
| W | 7-1 | at Hartford |
| L | 7-8 | at Hartford |
| W | 9-4 | vs. Boston College |
| L | 1-5 | Stony Brook |
| L | 4-5 | Stony Brook |
| L | 2-7 | Stony Brook |
| L | 9-10 | Stony Brook |
| L | 6-14 | at Stony Brook * |
| W | 8-3 | Albany * |
| W | 5-1 | Binghamton * |
| L | 6-13 | Stony Brook * |

* America East Tournament, Stony Brook, N.Y.

2013 (37-22, 20-9 AE)

Head Coach: Steve Trimper

| | | |
|---|------|----------------------|
| L | 2-3 | at Auburn |
| L | 3-12 | at Auburn |
| L | 3-4 | at Auburn |
| L | 4-8 | at Auburn |
| L | 3-6 | at Stetson |
| W | 7-1 | at Stetson |
| W | 16-4 | at Stetson |
| W | 5-0 | at Florida A&M |
| W | 6-2 | at Florida A&M |
| L | 0-1 | vs. Western Michigan |
| W | 9-5 | vs. Chicago State |
| W | 6-1 | vs. St. Louis |
| L | 2-6 | at Miami |
| L | 3-7 | at Western Michigan |
| L | 3-8 | vs. Georgetown |
| L | 2-9 | vs. Iowa |
| W | 2-1 | vs. West Virginia |
| W | 13-7 | vs. Chicago State |
| W | 8-0 | at Florida Atlantic |
| W | 6-15 | at Florida Atlantic |
| L | 1-0 | at Stony Brook |
| L | 1-7 | at Stony Brook |
| W | 8-3 | at Stony Brook |
| W | 9-3 | at Hartford |
| L | 6-7 | at Hartford |
| W | 7-2 | at Hartford |
| W | 4-1 | Albany |
| W | 7-4 | Albany |
| L | 6-7 | Albany |
| W | 5-2 | Binghamton |
| W | 2-3 | Binghamton |
| W | 19-3 | Thomas |
| W | 19-0 | at UMBC |
| W | 8-7 | at UMBC |
| W | 10-7 | at UMBC |
| W | 9-8 | Colby |



| | | | | | |
|---|------|-------------------|---|------|----------------------|
| W | 2-1 | Stony Brook | W | 9-2 | vs. Mount St. Mary's |
| W | 3-2 | Stony Brook | L | 8-7 | vs. Ball St. |
| L | 0-1 | Stony Brook | W | 11-8 | at Bethune-Cookman |
| W | 5-3 | Hartford | L | 5-0 | at Florida |
| L | 1-3 | Hartford | L | 6-1 | at Florida |
| L | 0-1 | Hartford | L | 5-3 | at Florida |
| W | 21-3 | UMPI | W | 12-2 | vs. Long Island |
| W | 11-1 | UMF | L | 8-5 | vs. Bucknell |
| W | 8-6 | at Albany | W | 5-4 | vs. Illinois St. |
| L | 3-4 | at Albany | W | 6-4 | vs. Bowling Green |
| W | 7-3 | at Albany | W | 13-9 | vs. Cornell |
| L | 3-4 | at Binghamton | L | 10-5 | at Hartford * |
| W | 4-3 | at Binghamton | W | 4-3 | vs. Albany * |
| W | 13-7 | at Binghamton | L | 9-5 | vs. Albany * |
| W | 9-7 | at Boston College | L | 8-5 | vs. Stony Brook * |
| W | 1-0 | UMBC | L | 3-1 | vs. Stony Brook * |
| W | 18-9 | UMBC | W | 9-2 | vs. Thomas |
| L | 5-6 | UMBC | L | 4-3 | at UMass Lowell * |
| W | 7-0 | vs. Stony Brook * | W | 5-4 | at UMass Lowell * |
| L | 2-10 | vs. Binghamton * | L | 10-6 | at UMass Lowell * |
| W | 3-1 | vs. Stony Brook * | W | 6-0 | vs. Me. Presque Isle |
| W | 6-1 | vs. Binghamton * | W | 4-3 | vs. Hartford * |
| L | 0-4 | vs. Binghamton * | W | 4-3 | vs. Hartford * |

2014 (24-29, 10-11 AE)

Head Coach: Steve Trimper

| | | | | | |
|---|-------|------------------------|---|-------|-------------------|
| L | 3-6 | at #13 Miami | W | 14-3 | vs. Me-Farmington |
| W | 3-1 | at #13 Miami | W | 18-10 | at Lafayette |
| L | 2-11 | at #13 Miami | W | 9-1 | at NYIT |
| L | 2-5 | at #13 Clemson | W | 6-2 | at NYIT |
| L | 3-13 | at #13 Clemson | L | 10-5 | at NYIT |
| L | 2-10 | at #13 Clemson | L | 8-6 | at NYIT |
| L | 2-4 | vs. Furman | W | 7-1 | vs. Binghamton * |
| L | 12-13 | vs. Iowa | W | 3-2 | vs. Binghamton * |
| W | 6-3 | at Stetson | W | 9-0 | vs. Binghamton * |
| W | 6-5 | vs. Northeastern | L | 12-0 | at Boston College |
| L | 4-11 | vs. Lehigh | W | 4-1 | at Albany * |
| L | 1-4 | vs. Western Michigan | W | 3-1 | at Albany * |
| L | 5-12 | vs. Presbyterian | L | 6-1 | at Albany * |
| L | 3-5 | vs. South Dakota State | L | 9-5 | vs. UMBC \$ |
| W | 5-4 | vs. South Dakota State | L | 11-2 | vs. Hartford \$ |
| W | 3-2 | vs. Florida Atlantic | | | |
| L | 6-15 | vs. Florida Atlantic | | | |
| W | 8-4 | vs. Northwestern | | | |
| W | 14-5 | vs. Bowling Green | | | |
| L | 7-7 | vs. Evansville | | | |
| L | 1-13 | vs. North Dakota State | | | |
| W | 4-1 | at UMBC | | | |
| L | 1-2 | at UMBC | | | |
| L | 6-7 | at UMBC | | | |
| W | 10-1 | UMaine Farmington | | | |
| L | 4-6 | Hartford | | | |
| L | 1-2 | Hartford | | | |
| L | 1-2 | Hartford | | | |
| W | 10-2 | Thomas | | | |
| W | 5-4 | at UMass Lowell | | | |
| W | 3-2 | at UMass Lowell | | | |
| W | 2-1 | at UMass Lowell | | | |
| W | 3-0 | at Binghamton | | | |
| L | 1-7 | at Binghamton | | | |
| L | 2-8 | at Binghamton | | | |
| L | 5-10 | at Holy Cross | | | |
| W | 1-0 | NYIT | | | |
| W | 1-0 | NYIT | | | |
| W | 11-4 | NYIT | | | |
| L | 2-3 | NYIT | | | |
| W | 12-0 | UMPI | | | |
| W | 2-1 | at Stony Brook | | | |
| L | 3-11 | at Stony Brook | | | |
| L | 1-4 | at Stony Brook | | | |
| W | 9-4 | Albany | | | |
| L | 4-6 | Albany | | | |
| W | 7-0 | Albany | | | |
| W | 12-3 | vs. Boston College | | | |
| W | 17-0 | UMBC | | | |
| W | 8-4 | UMBC | | | |
| L | 1-2 | UMBC | | | |
| L | 1-4 | Stony Brook * | | | |
| L | 3-6 | Binghamton * | | | |

*America East Conference Game

\$America East Tournament Game

2015 (24-28, 10-10 AE)

Head Coach: Steve Trimper

| | | |
|---|------|---------------------|
| L | 10-0 | vs. Wis-Milwaukee |
| L | 12-3 | vs. Wis-Milwaukee |
| L | 11-7 | vs. Wis-Milwaukee |
| W | 6-4 | vs. Wis-Milwaukee |
| L | 10-1 | vs. Clemson |
| L | 5-4 | vs. Clemson |
| L | 10-2 | vs. Clemosn |
| L | 3-1 | vs. St. Bonaventure |
| W | 8-3 | vs. St. Bonaventure |
| L | 5-4 | vs. St. Bonaventure |



Year-by-Year vs. America East Teams

ALBANY (37-29)

| | | | |
|------|---|-------|---|
| 2015 | W | 4-3 | H |
| | L | 9-5 | H |
| | W | 4-1 | A |
| | W | 3-1 | A |
| | L | 6-1 | A |
| 2014 | W | 7-0 | H |
| | L | 4-6 | H |
| | W | 9-4 | H |
| 2013 | W | 7-3 | A |
| | L | 3-4 | A |
| | W | 8-6 | A |
| | L | 6-7 | H |
| | W | 7-4 | H |
| | W | 4-1 | H |
| 2012 | W | 8-3 * | N |
| | W | 4-2 | A |
| | L | 2-12 | A |
| | L | 5-9 | A |
| | W | 10-0 | H |
| | L | 0-1 | H |
| | L | 2-4 | H |
| 2011 | W | 10-1* | N |
| | W | 18-9 | A |
| | W | 8-3 | A |
| | W | 19-6 | A |
| | L | 6-7 | H |
| | W | 5-3 | H |
| | W | 3-0 | H |
| 2010 | W | 4-2 | H |
| | L | 5-12 | H |
| | W | 9-5 | H |
| | W | 11-5 | A |
| | W | 9-2 | A |
| | L | 10-11 | A |
| 2009 | L | 2-8 | A |
| | L | 5-6 | A |
| | L | 5-7 | A |
| 2008 | L | 2-3 | A |
| | L | 3-8 | H |
| | L | 2-5 | H |
| | W | 6-0 | H |
| 2007 | L | 8-11 | H |
| | L | 5-15 | A |
| | W | 13-5 | A |
| | L | 4-5 | A |
| | L | 0-7 | A |
| 2006 | L | 4-7 | H |
| | W | 10-3 | H |
| | L | 6-7 | H |
| | L | 3-10 | H |
| 2005 | L | 6-8 | A |
| | W | 3-2 | A |
| | W | 5-2 | A |
| 2004 | W | 11-5* | H |
| | W | 9-3* | H |
| | W | 7-3 | H |
| | W | 6-1 | H |
| | L | 1-2 | H |
| 2003 | W | 4-2 | A |
| | L | 2-3 | A |
| | W | 5-3 | A |
| | W | 7-0 | A |
| 2002 | W | 6-0 | H |
| | L | 0-1 | H |
| | W | 3-2 | H |
| | W | 14-6 | H |

BINGHAMTON (32-24)

| | | | |
|------|---|-------|---|
| 2015 | W | 7-1 | H |
| | W | 3-2 | H |
| | W | 9-0 | H |
| 2014 | L | 3-6 * | N |
| | L | 2-8 | A |

| | | | |
|------|---|-------|---|
| | L | 1-7 | A |
| | W | 3-0 | A |
| 2013 | L | 0-4* | N |
| | W | 6-1* | N |
| | L | 2-10* | N |
| | W | 13-7 | A |
| | W | 4-3 | A |
| | L | 3-4 | A |
| | W | 3-2 | H |
| | W | 5-2 | H |
| 2012 | W | 5-1* | N |
| | L | 1-2 | A |
| | L | 0-6 | A |
| 2011 | W | 4-3* | N |
| | W | 7-2 | H |
| | W | 6-5 | H |
| | W | 2-1 | H |
| | L | 0-8 | A |
| 2010 | L | 0-6* | A |
| | L | 11-13 | A |
| | W | 3-1 | A |
| | W | 7-5 | A |
| | L | 1-3 | A |
| 2009 | L | 0-4 | H |
| | L | 3-4 | H |
| | W | 2-0 | H |
| | W | 11-2 | H |
| 2008 | W | 7-6 | A |
| | L | 5-6 | A |
| | L | 4-12 | A |
| 2007 | L | 4-13* | N |
| | L | 3-9 * | N |
| | L | 1-3 | H |
| | L | 3-5 | H |
| | W | 5-4 | H |
| 2006 | L | 0-5 | A |
| | L | 1-4 | A |
| | W | 3-1 | A |
| | W | 4-0 | A |
| 2005 | W | 6-5 | H |
| | W | 8-2 | H |
| | W | 5-2 | H |
| 2004 | W | 8-4 | A |
| | L | 7-8 | A |
| | W | 6-2 | A |
| 2003 | W | 13-9 | H |
| | W | 8-0 | H |
| | W | 12-4 | H |
| | L | 3-6 | H |
| 2002 | W | 10-0 | A |
| | W | 3-0 | A |

HARTFORD (88-34)

| | | | |
|------|---|--------|---|
| 2015 | L | 10-5 | A |
| | W | 4-3 | H |
| | W | 4-3 | H |
| | L | 6-3 | H |
| | L | 11-2 * | N |
| 2014 | L | 1-2 | H |
| | L | 1-2 | H |
| | L | 4-6 | H |
| 2013 | L | 0-1 | H |
| | L | 1-3 | H |
| | W | 5-3 | H |
| | W | 7-2 | A |
| | L | 6-7 | A |
| | W | 9-3 | A |
| 2012 | L | 7-8 | A |
| | W | 7-1 | A |
| | W | 6-3 | A |
| | W | 11-3 | H |
| | W | 7-2 | H |
| | W | 6-1 | H |
| 2011 | W | 3-2 | H |

| | | | |
|------|---|-------|---|
| | W | 12-2 | H |
| | W | 13-4 | H |
| | L | 1-4 | A |
| | W | 5-1 | A |
| | W | 3-1 | A |
| 2010 | W | 12-4 | A |
| | W | 10-3 | A |
| | L | 6-7 | A |
| | W | 4-3 | H |
| | W | 4-1 | H |
| | W | 14-7 | H |
| 2009 | W | 14-3 | A |
| | W | 14-1 | A |
| | L | 6-7 | A |
| | W | 2-1 | A |
| 2008 | W | 7-4 | H |
| | W | 6-1 | H |
| | L | 4-8 | H |
| | L | 3-6 | H |
| 2007 | W | 16-3 | A |
| | W | 3-1 | A |
| | W | 14-1 | A |
| | L | 2-7 | A |
| 2006 | W | 11-3 | H |
| | W | 8-6 | H |
| | L | 5-11 | H |
| | W | 20-4 | H |
| 2005 | W | 6-3 | A |
| | L | 2-3 | A |
| | W | 8-5 | A |
| | W | 5-1 | N |
| 2004 | W | 8-3 | H |
| | L | 1-6 | H |
| | W | 2-1 | H |
| 2003 | W | 8-7 | A |
| | L | 5-6 | A |
| | W | 6-1 | A |
| | W | 3-1 | A |
| | W | 12-2^ | N |
| | W | 11-4^ | N |
| | W | 11-6^ | N |
| 2002 | W | 4-1 | H |
| | W | 2-1 | H |
| | W | 9-3 | H |
| | W | 8-6 | H |
| 2001 | L | 6-7 | A |
| | W | 6-4 | A |
| | W | 19-6 | A |
| | W | 2-0 | A |
| 2000 | W | 4-1 | H |
| | W | 17-1 | H |
| | W | 12-7 | H |
| | W | 6-1 | H |
| 1999 | W | 5-1 | A |
| | L | 1-2 | A |
| | L | 3-9 | A |
| | W | 5-2 | A |
| 1998 | W | 1-0 | H |
| | W | 1-0 | H |
| | W | 14-1 | H |
| | W | 10-4 | H |
| 1997 | W | 6-3 | A |
| | W | 6-0 | A |
| 1996 | L | 6-8* | H |
| | W | 6-4 | H |
| | W | 8-7 | H |
| | W | 5-4 | H |
| | W | 2-1 | H |
| 1995 | W | 3-0 | H |
| | W | 2-0 | H |
| 1994 | L | 8-10* | H |
| | L | 1-5* | H |
| | W | 5-2 | A |

| | | | |
|------|---|-------|---|
| | L | 3-4 | A |
| | W | 10-9 | A |
| | W | 9-6 | A |
| 1993 | W | 8-6 | H |
| | W | 6-1 | H |
| | W | 8-7 | H |
| | W | 2-0 | H |
| 1992 | W | 15-11 | A |
| | W | 9-6 | A |
| | L | 1-6 | A |
| | L | 2-3 | A |
| 1991 | W | 8-1 | H |
| | W | 20-1 | H |
| | W | 6-5 | H |
| 1990 | W | 5-2 | A |
| | W | 16-2 | A |
| | L | 6-8 | A |

UMASS LOWELL (4-1)

| | | | |
|------|---|------|---|
| 2015 | W | 5-4 | A |
| | L | 10-6 | A |
| 2014 | W | 2-1 | A |
| | W | 3-2 | A |
| | W | 5-4 | A |

STONY BROOK (28-40)

| | | | |
|------|---|--------|---|
| 2015 | L | 8-5 | H |
| | L | 3-1 | H |
| 2014 | L | 1-4 * | N |
| | L | 1-4 | A |
| | L | 3-11 | A |
| | W | 2-1 | A |
| 2013 | W | 3-1* | N |
| | W | 7-0* | N |
| | L | 0-1 | H |
| | W | 3-2 | H |
| | W | 2-1 | H |
| | W | 8-3 | A |
| | L | 1-7 | A |
| | W | 1-0 | A |
| 2012 | L | 6-13 * | A |
| | L | 6-14 * | A |
| | L | 9-10 | H |
| | L | 2-7 | H |
| | L | 4-5 | H |
| | L | 1-5 | H |
| 2011 | W | 8-1* | A |
| | L | 0-7 | A |
| | W | 7-3 | A |
| | L | 7-8 | A |
| | L | 1-8 | A |
| 2010 | L | 1-10* | N |
| | W | 13-3 | H |
| | L | 4-5 | H |
| | W | 10-9 | H |
| | L | 3-7 | H |
| 2009 | W | 6-5 | A |
| | L | 7-17 | A |
| | L | 6-7 | A |
| | W | 7-1 | A |
| 2008 | L | 6-13 | H |
| | L | 2-4 | H |
| | L | 4-5 | H |
| | W | 10-8 | H |
| 2007 | W | 13-8* | A |
| | L | 4-5 | A |
| | L | 3-12 | A |
| | L | 2-7 | A |
| | L | 3-7 | A |
| 2006 | W | 5-3* | N |
| | W | 11-8* | N |



| | | | |
|------|---|-------|---|
| | W | 3-2 | H |
| | W | 3-2 | H |
| | L | 1-3 | H |
| 2005 | W | 11-0 | A |
| | W | 6-2 | A |
| | L | 0-4 | A |
| 2004 | L | 1-3* | H |
| | L | 3-5* | H |
| | W | 6-1 | H |
| | L | 1-4 | H |
| | L | 2-6 | H |
| 2003 | L | 3-6* | N |
| | L | 2-4* | N |
| | W | 2-0 | A |
| | W | 4-1 | A |
| | W | 9-5 | A |
| | L | 6-8 | A |
| 2002 | W | 9-3* | H |
| | L | 4-16* | H |
| | L | 5-9 | H |
| | L | 1-3 | H |
| | W | 1-0 | H |
| | W | 3-2 | H |


UMBC (40-10)

| | | | |
|------|---|-------|---|
| 2015 | W | 6-5 | A |
| | L | 3-2 | A |
| | L | 6-3 | A |
| | L | 9-5 * | N |
| 2014 | L | 1-2 | H |
| | W | 8-4 | H |
| | W | 17-0 | H |
| | L | 6-7 | A |
| | L | 1-2 | A |
| | W | 4-1 | A |
| 2013 | L | 5-6 | H |
| | W | 18-9 | H |
| | W | 1-0 | H |
| | W | 10-7 | A |
| | W | 8-7 | A |
| | W | 19-0 | A |
| 2012 | W | 17-11 | A |
| | W | 18-1 | A |
| | W | 32-14 | A |
| | W | 9-3 | A |
| 2011 | W | 3-2 | H |
| | W | 6-1 | H |
| | W | 11-5 | H |
| | W | 4-0 | H |
| 2010 | W | 5-3 | A |
| | W | 6-2 | A |
| | W | 7-3 | A |
| | W | 13-2 | A |
| 2009 | W | 5-4 | H |
| | W | 11-5 | H |
| | W | 7-3 | H |
| | W | 6-1 | H |
| 2008 | L | 2-4 | A |
| | W | 11-7 | A |
| | L | 8-21 | A |
| | W | 6-3 | A |
| 2007 | W | 8-1 | N |
| | W | 3-1 | N |
| | W | 7-6 | N |
| | W | 12-1 | N |
| 2006 | W | 6-4 | A |
| | W | 16-7 | A |
| | W | 9-4 | A |
| 2005 | L | 1-14 | H |
| | W | 10-6 | H |
| | W | 3-2 | H |
| 2004 | W | 10-7 | A |
| | W | 9-1 | A |
| | W | 6-2 | A |

^ Non-Confernece Game
 * - Denotes NAC/America East
 Tournament game



Black Bears in the Pros



Mike Bordick (1984-86)

OAKLAND A'S (1990-96)
BALTIMORE ORIOLES (1997-2002)
NEW YORK METS (2000)
TORONTO BLUE JAYS (2003)

- Signed by the Oakland A's in 1986; called up in 1990, and played in the 1990 World Series.
- Inducted into UMaine Hall of Fame in 1993.
- Signed with Baltimore in 1997, replacing Cal Ripken, Jr., at shortstop.
- Traded to the New York Mets in 2000, and played in both the 2000 World Series and the 2000 All-Star Game.
- Resigned by Baltimore as a free agent prior to the 2001 season.

- Signed on with the Toronto Blue Jays as a free agent prior to the 2003 season.
- Announced his retirement at the end of the 2003 season.
- Maine retired his Number 3 in the fall of 2006.

| YR. | TEAM | G | AB | R | H | HR | RBI | BB | SO | SB | BA |
|--------|---------|------|------|-----|------|----|-----|-----|-----|----|------|
| 1990 | OAK | 25 | 14 | 0 | 1 | 0 | 0 | 1 | 4 | 0 | .071 |
| 1991 | OAK | 90 | 235 | 21 | 56 | 0 | 21 | 14 | 37 | 3 | .238 |
| 1992 | OAK | 154 | 504 | 62 | 151 | 3 | 48 | 40 | 59 | 12 | .300 |
| 1993 | OAK | 159 | 546 | 60 | 136 | 3 | 48 | 60 | 58 | 10 | .249 |
| 1994 | OAK | 114 | 391 | 38 | 99 | 2 | 37 | 38 | 44 | 7 | .253 |
| 1995 | OAK | 126 | 428 | 46 | 113 | 8 | 44 | 35 | 48 | 11 | .264 |
| 1996 | OAK | 155 | 525 | 46 | 126 | 5 | 54 | 52 | 59 | 5 | .240 |
| 1997 | BAL | 153 | 509 | 55 | 120 | 7 | 46 | 33 | 66 | 0 | .236 |
| 1998 | BAL | 151 | 465 | 59 | 121 | 13 | 51 | 39 | 65 | 6 | .260 |
| 1999 | BAL | 160 | 631 | 93 | 175 | 10 | 77 | 54 | 102 | 14 | .277 |
| 2000 | BAL NYM | 156 | 583 | 88 | 166 | 20 | 80 | 49 | 99 | 9 | .285 |
| 2001 | BAL | 58 | 229 | 32 | 57 | 7 | 30 | 17 | 36 | 9 | .249 |
| 2002 | BAL | 117 | 367 | 37 | 85 | 8 | 36 | 35 | 63 | 7 | .232 |
| 2003 | TOR | 102 | 343 | 39 | 94 | 5 | 54 | 33 | 60 | 3 | .274 |
| TOTALS | | 1720 | 5770 | 676 | 1500 | 91 | 626 | 500 | 800 | 96 | .260 |




PHOTO BY JERRY WACHTER/BALTIMORE ORIOLES

Other Black Bear Major Leaguers

Brian Butterfield (Yankees, Arizona, Toronto, Red Sox) - coach; Joe Johnson (Atlanta, Toronto); Carl "Stump" Merrill (Yankees) - coach; Jeff Plympton (Boston); Larry Thomas (White Sox);




Bert Roberge (1973-1976)

- Drafted by the Houston Astros in the 17th round of the 1976 MLB Draft.
- Six-year career included stints with Houston, Chicago White Sox and Montreal Expos.
- Finished career 12-12 with a 3.98 ERA with 10 saves in 146 career games.



Billy Swift (1981-1984)

- Drafted in the first round, second pick overall, in the 1984 MLB Entry Draft by the Seattle Mariners.
- In 1993 while with San Francisco finished second in the Cy Young voting after going 21-8 with a 3.88 ERA.
- Earned a silver medal with the 1984 Olympic Team.
- Still holds or shares five Maine records.



Mark Sweeney (1988-1991)

- Drafted in the ninth round of the 1991 MLB draft by the California Angels.
- Has played with St. Louis, Cincinnati, Milwaukee, Colorado, San Diego Padres, San Francisco Giants and Los Angeles Dodgers.
- Ranks second all-time in MLB history with 175 career pinch hits.

Other Professional Black Bears

Rusty Tucker (1999-2001) Drafted in the 21st round of the 2001 MLB Entry Draft by the San Diego Padres. Listed on the Padres 2006 Preseason 40-man roster.

Simon Williams (2001-2004) Drafted in the 11th round of the 2001 MLB Entry Draft by the St. Louis Cardinals. Played two seasons in A.

Mike MacDonald (2001-2004) Drafted in the 15th round of the 2004 MLB Entry Draft by the Toronto Blue Jays. Has pitched part of five seasons in AAA.

Greg Creek (2002-2005) Signed a free agent contract with the Atlanta Braves in the summer of 2005. Played part of three seasons in AA.

Curt Smith (2005-2008) Drafted in the 39th round of the 2008 MLB Entry Draft by the St. Louis Cardinals. Has played three seasons in AA, including 2012 for the Jacksonville Suns, the affiliate of the Miami Marlins.

Taylor Lewis (2009-2011) Drafted in the 10th round of the 2011 MLB Entry Draft by the Pittsburgh Pirates.

Keith Bilodeau (2009-2011) Drafted in the 24th round of the 2011 MLB Entry Draft by the San Francisco Giants. Played in A West Virginia during the 2012 season.

Jeffrey Gibbs (2010-2012) Drafted in the 9th round of the 2012 MLB Entry Draft by the Arizona Diamondbacks. Played in the Arizona Rookie League in 2012.

Stephen Perakslis (2010-2012) Drafted in the 21st round of the 2012 MLB Entry Draft by the Chicago Cubs. Played in the Arizona Rookie League for the Cubs in 2012.

Michael Fransoso (2010-2013) Drafted in the 27th round, 809th by the Pittsburgh Pirates. Played in Jamestown in Class A.

Mike Connolly (2011-2013) Drafted in the 27th round, 822nd overall by the San Francisco Giants. Played for Salem-Keizer in Class A.

Tommy Lawrence (2013-2014) Signed a free agent contract with Tampa Bay and pitched for the Gulf Coast League Rays.



2016 Maine Baseball Schedule

| Date | Opponent | Place | Time/Status |
|---------|----------------------|--------------------|-------------|
| Feb. 19 | at Clemson | Clemson, SC | 4:00 PM |
| Feb. 20 | at Clemson | Clemson, SC | 2:00 PM |
| Feb. 21 | at Clemson | Clemson, SC | 1:00 PM |
| Feb. 26 | at New Mexico St. | La Cruces, NM | 9:00 PM |
| Feb. 27 | at New Mexico St. | La Cruces, NM | 4:00 PM |
| | at New Mexico St. | La Cruces, NM | 7:30 PM |
| Feb. 28 | at New Mexico St. | La Cruces, NM | 4:00 PM |
| Mar. 4 | vs. St. Bonaventure | Port Charlotte, FL | 11:00 AM |
| | vs. North Dakota St. | Port Charlotte, FL | 3:00 PM |
| Mar. 7 | vs. St. Bonaventure | Port Charlotte, FL | 10:00 AM |
| Mar. 8 | at Miami (Fla.) | Miami, FL | 6:00 PM |
| Mar. 9 | vs. Long Island | DeLand, FL | 6:00 PM |
| Mar. 11 | at Stetson | DeLand, FL | 6:00 PM |
| Mar. 12 | at Stetson | DeLand, FL | 2:00 PM |
| Mar. 13 | at Stetson | DeLand, FL | 1:00 PM |
| Mar. 15 | vs. Bucknell | Winter Haven, FL | 12:30 PM |
| Mar. 16 | vs. Lehigh | Winter Haven, FL | 11:15 AM |
| Mar. 18 | vs. Massachusetts | Winter Haven, FL | 4:00 PM |
| Mar. 19 | vs. Dartmouth | Winter Haven, FL | 3:00 PM |
| Mar. 20 | vs. Massachusetts | Lakeland, FL | 2:00 PM |
| Mar. 26 | Binghamton * | Orono, ME | 1:00 PM |
| | Binghamton * | Orono, ME | 4:00 PM |
| Mar. 27 | Binghamton * | Orono, ME | 1:00 PM |
| Apr. 2 | at Stony Brook * | Stony Brook, NY | 12:00 PM |
| | at Stony Brook * | Stony Brook, NY | 3:30 PM |
| Apr. 3 | at Stony Brook * | Stony Brook, NY | 12:00 PM |
| Apr. 8 | NYIT | Orono, ME | 3:00 PM |
| Apr. 9 | NYIT | Orono, ME | 1:00 PM |
| | NYIT | Orono, ME | 4:00 PM |
| Apr. 10 | NYIT | Orono, ME | 1:00 PM |
| Apr. 13 | Thomas (ME) | Orono, ME | 4:00 PM |
| Apr. 16 | UMBC * | Orono, ME | 1:00 PM |
| | UMBC * | Orono, ME | 4:00 PM |
| Apr. 17 | UMBC * | Orono, ME | 1:00 PM |
| Apr. 19 | Me.-Presque Isle | Orono, ME | 4:00 PM |
| Apr. 23 | at Hartford * | Hartford, CT | 12:00 PM |
| Apr. 24 | at Hartford * | Hartford, CT | 12:00 PM |
| Apr. 26 | Rhode Island | Orono, ME | 2:00 PM |
| | Rhode Island | Orono, ME | 4:30 PM |
| Apr. 30 | UMass Lowell * | Orono, ME | 1:00 PM |
| | UMass Lowell * | Orono, ME | 4:00 PM |
| May. 1 | UMass Lowell * | Orono, ME | 1:00 PM |
| May. 4 | at Colby | Waterville, ME | 4:00 PM |
| May. 7 | at Albany (N.Y.) * | Albany, NY | 12:00 PM |
| | at Albany (N.Y.) * | Albany, NY | 3:30 PM |
| May. 8 | at Albany (N.Y.) * | Albany, NY | 12:00 PM |
| May. 14 | Stony Brook * | Orono, ME | 1:00 PM |
| | Stony Brook * | Orono, ME | 4:00 PM |
| May. 15 | Stony Brook * | Orono, ME | 1:00 PM |
| May. 17 | at Boston College | Chestnut Hill, MA | 3:00 PM |
| May. 20 | at Binghamton * | Binghamton, NY | 12:00 PM |
| | at Binghamton * | Binghamton, NY | 3:30 PM |
| May. 21 | at Binghamton * | Binghamton, NY | 12:00 PM |

*America East Conference Game